



# IOWA FOOTBALL

35 BOWL GAMES • 11 BIG TEN CHAMPIONSHIPS • 31 CONSENSUS ALL-AMERICANS • 18 CFB HALL OF FAME INDUCTEES

|               |                 |                               |           |                             |                       |
|---------------|-----------------|-------------------------------|-----------|-----------------------------|-----------------------|
| <b>GAME 8</b> | <b>IOWA</b>     | #24/23 IOWA<br>(6-1, 3-1 B1G) | <b>VS</b> | MINNESOTA<br>(3-3, 1-2 B1G) | <b>MINNESOTA</b>      |
|               | <b>HAWKEYES</b> |                               |           |                             | <b>GOLDEN GOPHERS</b> |

SATURDAY, OCT. 21, 2023 | 2:33 P.M. (CT) | KINNICK STADIUM | IOWA CITY, IOWA

### 2023 SCHEDULE/RESULTS

|                |                      |                      |
|----------------|----------------------|----------------------|
| Sept. 2        | Utah State           | W, 24-14             |
| Sept. 9        | at Iowa State        | W, 20-13             |
| Sept. 16       | Western Michigan     | W, 41-10             |
| Sept. 23       | *at 7/7 Penn State   | L, 0-31              |
| Sept. 30       | *Michigan State      | W, 26-16             |
| Oct. 7         | *Purdue              | W, 20-14             |
| Oct. 14        | *at Wisconsin        | W, 15-6              |
| <b>Oct. 21</b> | <b>*Minnesota</b>    | <b>2:33 p.m./NBC</b> |
| Nov. 4         | *! at Northwestern   | TBA                  |
| Nov. 11        | *Rutgers             | TBA                  |
| Nov. 18        | *Illinois            | TBA                  |
| Nov. 24        | *at Nebraska         | 11 a.m./CBS          |
| Dec. 2         | Big Ten Championship | TBA/FOX              |

All times Central and subject to change | \* Big Ten Conference game | ! Game played at Wrigley Field (Chicago)

### ON THE AIR

**TV:** NBC  
 Play-by-Play: \_\_\_\_\_ Paul Burmeister  
 Analyst: \_\_\_\_\_ Anthony Herron  
 Sideline Reporter: \_\_\_\_\_ Zora Stephenson  
 Online: \_\_\_\_\_ nbcports.com/Peacock  
 Mobile App: \_\_\_\_\_ NBC Sports

**RADIO:** Hawkeye Radio Network/KRUI  
 Play-by-Play: \_\_\_\_\_ Gary Dolphin  
 Analyst: \_\_\_\_\_ Ed Podolak  
 Reporter: \_\_\_\_\_ Rob Brooks  
 Mobile App: \_\_\_\_\_ The Varsity Network

Satellite Radio: \_\_\_\_\_ SiriusXM 85 | SiriusXM App

**LIVE STATS:** Iowa.Statbroadcast.com

### SOCIAL MEDIA

X \_\_\_\_\_ @TheIowaHawkeyes | @HawkeyeFootball  
 Hashtag \_\_\_\_\_ #Hawkeyes  
 Instagram \_\_\_\_\_ @TheIowaHawkeyes | @HawkeyeFootball  
 Facebook \_\_\_\_\_ @TheIowaHawkeyes | @HawkeyeFootball

### IOWA STRATEGIC COMMUNICATIONS

Associate AD (Football Contact) \_\_\_\_\_ Matt Weitzel  
 X \_\_\_\_\_ @BigWeitz  
 Cell Phone \_\_\_\_\_ (319) 430-8176  
 Email \_\_\_\_\_ matthew-weitzel@uiowa.edu  
 Associate Director (Secondary Contact) \_\_\_\_\_ James Allan  
 X \_\_\_\_\_ @jcallan04  
 Cell Phone \_\_\_\_\_ (319) 530-5792  
 Email \_\_\_\_\_ james-allan@uiowa.edu

Website \_\_\_\_\_ hawkeyesports.com  
 X \_\_\_\_\_ @HawkeyeFBNotes



CollegePressBox is the official media website for Division I football. Access and download game notes, quotes, statistics, media guides, headshots, logos and more for all FBS schools, conferences, post-season games, awards and the College Football Playoff.



**IOWA HAWKEYES**  
 Head Coach: Kirk Ferentz (25th season)  
 Record at Iowa: 192-116  
 Overall Record: 204-137



**MINNESOTA GOLDEN GOPHERS**  
 Head Coach: P.J. Fleck  
 Record at Minnesota: 47-30 (7th season)  
 Overall Record: 77-52

**GAME INFORMATION**  
 Date: Oct. 21, 2023  
 Stadium: Kinnick Stadium (69,250)  
 Surface: Field Turf  
 TV: NBC/Peacock  
 Radio: Hawkeye Radio Network/KRUI  
 Series Record: Minnesota leads, 62-52-2  
 In Iowa City: Iowa leads, 32-23-1  
 Last Meeting: Iowa won 13-10 on 11/19/22 in Minneapolis

### HAWKEYES | 1st & 10

- The Hawkeyes are 2-0 in trophy games in 2023, winning the Cy-Hawk Trophy and Heartland Trophy in victories over Iowa State and Wisconsin. Iowa will play a second straight trophy game on Saturday, battling Minnesota for the Floyd of Rosedale. The Hawkeyes are 26-8 in their last 34 rivalry trophy games.
- Leading into Saturday's game against Minnesota, Floyd of Rosedale has resided in Iowa City for 2,898 consecutive days.
- Iowa won its sixth game of the season on Oct. 14 in Madison to become bowl eligible for the 22nd time in the last 23 seasons under head coach Kirk Ferentz.
- Saturday is the ANF Black & Gold Spirit Game inside Kinnick Stadium. Iowa will recognize 2023 ANF Wall of Honor recipient Bryan Bulaga during the game.
- Iowa returns to the national rankings for the first time since Week 4. The Hawkeyes are ranked 24th by the Associated Press and 23rd in the Coaches' Poll. The team has been ranked or receiving votes in one of the polls each week of the season.
- Head coach Kirk Ferentz has 118 career Big Ten victories, only trailing Ohio State's Woody Hayes (153) and Michigan's Bo Schembechler (143). He won his 200th career game on Sept. 9 at Iowa State, becoming the 27th coach to reach the milestone at an FBS institution and just the 99th college coach across all divisions since 1890.
- P Tory Taylor earned Big Ten weekly honors (special teams) for a second consecutive week after punting 10 times for a career-high 506 yards in the road win at Wisconsin. Taylor had five punts of 50+ yards, including two 60+ yarders, and six were downed inside the 20-yard line. It is Taylor's fifth career Big Ten honor.
- RB Leshon Williams rushed for a career-high 174 yards -- his second career 100-yard game -- and one touchdown in the road win at Wisconsin. He had an 82-yard touchdown run -- Iowa's longest rush since 1997, tied for the ninth longest in program history and the longest all-time against Wisconsin. It is the fifth longest run in the nation this season.
- Williams enters Saturday's game 60 yards shy of 1,000 career rushing yards.
- The Hawkeye rushing attack has churned out 381 yards over the last two games (181 vs. Purdue, 200 at Wisconsin), averaging 190.5 yards per game. Iowa has had two different 100-yard rushers -- a first for the program since 2020 (Tyler Goodson, Mekhi Sargent). Iowa's 200 yards were the most against Wisconsin since 2008.
- QB Deacon Hill is 2-0 in his first two career starts. The California native is 27-of-70 for 311 yards and two touchdowns in 2023.
- Iowa's rushing defense has allowed just one touchdown on the ground in 2023, which is tied for the national lead.
- Iowa > 400. Iowa's defense allowed 324 yards of total offense on the road at Wisconsin. It is the 21st consecutive game the unit has allowed 400 or fewer yards, the longest active streak nationally.
- The Hawkeye defense ranks 10th nationally, surrendering 14.9 points per game. Iowa held Wisconsin to six points on Oct. 14 -- a season low by a Hawkeye opponent.
- The Hawkeyes have allowed 14 or fewer points in 13 of their last 20 games and the defense has held seven teams without a touchdown since the start of the 2022 season. The unit has allowed one touchdown or less in five of the first seven games of 2023 and in 14 of the last 20 games.
- LB Jay Higgins and LB Nick Jackson have combined for 146 tackles this season -- the highest by a Power 5 tandem in the nation. Higgins leads the Big Ten and ranks second nationally (the most by a Power 5 player) with 12.4 tackles per game. He has two 15+ and five 10+ tackle games this season. Jackson has two 10+ tackle games this season and 22 for his career -- the most of any player nationally.
- Higgins has 55 tackles in four Big Ten games, averaging 13.8 tackles per contest -- 19 more than second-place Nick Jackson. Higgins had 18 tackles at Penn State, tied for the second-most in a game this season and the most by a Hawkeye since Jack Campbell in 2021.
- Iowa finished with a 37 passing yards in the road win at Wisconsin, the fewest for the program since passing for 28 yards in a 10-7 home victory over Nebraska in 1981.
- The Hawkeyes have played in front of seven straight sellouts to open the 2023 season. Saturday will be the eighth straight sellout to start the season (home and away).

# OFFENSIVE PLAYERS TO WATCH



## 10 • DEACON HILL • SO • QB • 6-3 • 258

*Santa Barbara, Calif. (Santa Barbara/Wisconsin)*

- 2 career starts (2-0), 7 career games played
- 27-of-70 for 311 yards and 2 TDs in '23... 6-of-21, 110 yards, 1 TD vs. Purdue... both career TDs to TE Erick All
- Appeared in one career game at Wisconsin... recruited by Iowa senior special assistant to head coach Jon Budmayr at Wisconsin
- Invited to 2021 Polynesian Bowl... threw for 3,102 yards and 33 TDs as junior and ran for 461 yards with 13 TDs



## 82 • JOHNNY PASCUZZI • SO • TE • 6-4 • 242

*Olathe, Kan. (Rockhurst)*

- 0 career starts, 5 career games played
- Has played in four games in '23... made first career catch at Wisconsin
- Joined program as a walk-on in '21 and redshirted
- Earned Lineman of the Year honors at Rockhurst HS... had 14 receptions for 297 yards and five TDs as a senior



## 4 • LESHON WILLIAMS • JR • RB • 5-10 • 208

*Chicago, Ill. (Richards)*

- 9 career starts, 22 career games played
- Two 100-yard games in '23... rushed for a career-high 174 yards on 25 attempts and a TD at Wisconsin... 82-yd. TD run, longest rush by a Hawkeye since 1997... had 145 rushing yards vs. WMU and a 25-yard TD reception -- first receiving TD
- 60 yards from 1,000 for his career... 940 yards on 212 attempts
- Coaches Appreciation Award recipient in '22



## 78 • MASON RICHMAN • JR • LT • 6-6 • 312

*Leawood, Kan. (Blue Valley)*

- 29 career starts, 32 career games played
- All starts have been at left tackle... paved way for 254 rushing yards vs. WMU -- most since 2019 -- 181 yards vs. Purdue, and 200 at Wisconsin -- most vs. Badgers since 2008.
- HM All-Big Ten in '22
- 2X Academic All-Big Ten
- Volunteered with RedZone Kids Football Academy in summer of '23



## 2 • KALEB JOHNSON • SO • RB • 6-0 • 222

*Hamilton, Ohio (Hamilton)*

- 9 career starts, 17 career games played... missed Weeks 3-5 (injury)
- 1st 100-yard game (4th of career), rushing for 134 yards and 1 TD vs. Purdue... had a 67-yard TD run -- 2nd longest of his career.
- Went over 1,000 career rushing yards last week vs. Purdue... 51st player in school history
- 51 carries, 225 yards with 2 TDs in '23... 1,039 career yards
- Iowa FR record 779 yards with 6 TDs on 151 att. in '22... HM freshman All-American in '22... preseason All-Big Ten selection



## 60 • RUSTY FETH • SR • LG • 6-3 • 310

*Collerain, Ohio (Collerain)*


- 37 career starts, 45 career games played
- Started three games at LG... 200 rushing yards at Wisconsin -- most since 2008
- Graduate transfer... started 34 career games at Miami (Ohio)... second-team All-MAC honoree in '22
- Coached at Miami for two seasons by current Iowa OL coach George Barnett



## 89 • NICO RAGAINI • 6TH • WR • 6-0 • 190

*East Haven, Conn. (Notre Dame/Avon Old Farms Prep)*

- 19 career starts, 56 career games played
- Sixth season... has 10 catches for 83 yards in '23
- Had 32 rec. for 365 yds and 1 TD in '22... 135 career catches for 1,437 yards (59 yards from 1,500) and 4 TDs... t9th-most receptions in school history
- Member of 2023 Player Council



## 65 • LOGAN JONES • JR • C • 6-3 • 290

*Council Bluffs, Iowa (Lewis Central)*

- 20 career starts, 20 career games played
- Paved way for 254 rushing yards vs. WMU -- most since 2019 -- 181 yards vs. Purdue and 200 at Wisconsin -- most since 2008
- Second season at center after moving from DL to OL in '22 spring practice
- Rimington Award Watch List



## 0 • DIANTE VINES • JR • WR • 6-0 • 198

*Danbury, Conn. (The Taft School)*

- 11 career starts, 19 career games played
- Has seven catches for 63 yards and one TD in '23
- Had first career TD vs. Western Michigan
- Had 10 catches for 94 yards in '22
- Comeback Player of the Year recipient in '22
- 2X Academic All-Big Ten



## 77 • CONNOR COLBY • JR • RG • 6-6 • 311

*Cedar Rapids, Iowa (Kennedy)*

- 30 career starts, 34 career games played
- Paved way for 254 rushing yards vs. WMU -- most since 2019... had key block on Patterson's 59-yard run at Iowa State... 181 rush yards vs. Purdue and 200 at Wisconsin -- most since 2008
- Started games at LT and LG in '22... final five games at LG... started final 11 games at RG in '21
- Freshman All-American... Academic All-Big Ten in '22



## 6 • SETH ANDERSON • SO • WR • 6-0 • 180

*Suwanee, Ga. (North Gwinnett/Charleston Southern)*

- 16 career starts, 20 career games played
- Has five catches for 79 yards with 1 TD and three rushes for 50 yards in '23... had two catches, 41 yards vs. Utah State... 36-yard TD on first pass of '23 season
- Charleston Southern transfer... Big South Offensive Freshman of the Year... Jerry Rice Freshman of the Year finalist
- Has 46 career receptions for 650 yards and seven TDs
- Son of 10-year NFL veteran Willie "Flipper" Anderson



## 67 • GENNINGS DUNKER • SO • RT • 6-5 • 320

*Lena, Ill. (Lena-Winslow)*

- 8 career starts, 17 career games played
- First career start at RT vs. Utah State
- Paved way for 254 rushing yards vs. WMU -- most since 2019 -- and 181 yards vs. Purdue and 2008 at Wisconsin -- most since 2008
- Won Solon Beef Days Hay Bale toss at 14'6" beating teammate Logan Jones
- Academic All-Big Ten... majoring in human physiology



## 86 • STEVEN STILIANOS • SR • TE • 6-5 • 255

*Hayes, Va. (Christchurch School/Lafayette)*

- 23 career starts, 30 career games played
- Has started last four games at TE
- Has five receptions for 54 yards
- Transfer from Lafayette College where he was a first-team All-Patriot League selection in 2021
- Had 65 receptions for 534 yards and five TDs at Lafayette



## 18 • DREW STEVENS • SO • K • 6-0 • 199

*North Augusta, S.C. (North Augusta)*

- Lou Groza Award Watch List in '23... Groza semifinalist in '22
- 12-of-15 on FG in '23... 28-of-34 in KO touchbacks... went 4-for-4 in FGA with a 53-yarder vs. MSU (2nd longest) of career... tied a career high with 4 makes... made two FG at Wisconsin from 48 and 40 yards
- Second-team Freshman All-American in '22... went 16-of-18 on FG attempts... 16 FG most by an Iowa freshman
- 28-of-33 career FG (5-of-5 from 30-39; 6-11 from 40-49; 3-for-3 from 50-59)... converted all 34 PAT attempts in his career

# DEFENSIVE PLAYERS TO WATCH



## 45 • DEONTAE CRAIG • JR • DE • 6-3 • 266

Fort Wayne, Ind. (Culver Academies)


- 7 career starts, 26 career games played
- Has 28 tackles, 3.5 TFL, 2 sack, 1 PB and 6 QB hurries in '23
- Had four tackles, 1 sack and 1.5 TFL vs. Purdue... career-high eight tackles vs. Michigan St. ... first career start vs. Utah State... had one sack -- the ninth of his career
- 31 tackles, 10 TFL, 6.5 sacks in '22



## 94 • YAHYA BLACK • JR • DT • 6-5 • 315

Marshall, Minn. (Marshall)


- 7 career starts, 33 career games played
- Has 32 tackles, 2 TFL, 1 sack, 1 FF, 2 PB, and 2 hurries in '23... had career-high seven tackles at Penn State... sack forced a fumble and resulted in a safety at Wisconsin
- 11 tackles, 1.5 TFL, 1 sack in '22
- Three-year basketball letterwinner in HS



## 85 • LOGAN LEE • SR • DT • 6-5 • 291

Orion, Ill. (Orion)

- 34 career starts (consecutive), 36 career games played
- Has 30 tackles and 3.5 TFL and 2 sacks in '23... blocked a FG at Iowa State -- second of his career... had 10 tackles, 2.5 TFL and 2 sacks vs. Purdue -- all career highs
- HM All-Big Ten in '22... had 54 tackles, 8 TFL, 3 sacks and 3 QH in '22
- Only married player on team... wife's name is Tori
- Member of 2023 Player Council



## 13 • JOE EVANS • 6TH • DE • 6-2 • 252

Ames, Iowa (Ames)

- 20 career starts, 50 career games played
- Has 24 tackles, 6.5 TFL, 2.5 sacks, 2 PB and a team-high seven QB hurries
- Had a career-high seven tackles at Penn State... had 4.5 TFL vs. Purdue
- Second-team All-Big Ten in '22 (media)... had 41 tackles, 8.5 TFL, 6.5 sacks, 4 QH and 2 FF
- Has 20.5 career sacks... member of the 2023 Player Council



## 95 • AARON GRAVES • SO • DT • 6-4 • 293

Dayton, Iowa (Southeast Valley)


- 0 career starts, 19 career games played
- Has 21 tackles, 3 TFL and 1 sack in '23
- Had five tackles, 1 sack and 1.5 TFL vs. Purdue
- Had 14 tackles, including 5.5 TFL and 2.5 sacks in '22
- Named MaxPreps Male National Athlete of the Year for 2021-22
- Earned associates degree from Iowa Central CC while in HS



## 37 • KYLER FISHER • SR • LEO • 5-11 • 233

Farnhamville, Iowa (SE Valley)

- 1 start, 40 career games played
- Has 19 tackles, 2.5 TFL in '23... had a career-high seven tackles at Penn State in his first career start
- Made key play on special teams, returning a blocked punt 14 yards for a TD at Nebraska in '21
- Redshirted after joining team as walk-on in '19



## 10 • NICK JACKSON • SR • WLB • 6-1 • 237

Atlanta, Ga. (Lovett School/Virginia)

- 40 career starts, 53 career games played
- Has 59 tackles (2nd on team, 5th in BIG), 4.5 TFL, 1 sack, 2 FF, 2 PB and 3 QB hurries in '23... had a season-high 13 tackles and 2.5 TFL at Penn State and 10 tackles, 1 TFL and a 4th quarter FF vs. Michigan St... BIG Co-Defensive POW on Oct. 2
- Graduate transfer from Virginia... has 423 career tackles, 24.5 TFL and 11.5 sacks... 22 career 10+ tackle games -- most in nation... has 3 100+ tackle seasons
- Second-team All-ACC in '22... Butkus Award Watch List



## 34 • JAY HIGGINS • SR • MLB • 6-2 • 233

Indianapolis, Ind. (Brebeuf Jesuit Prep)


- 8 career starts, 39 career games played
- Has a team-high 87 tackles, 3 PB, 1 QB hurry and 1 FF... leads Big Ten and ranks second in NCAA with 12.4 tackles per game (most by Power 5 player)... 2 games with 15+ tackles, 5 games with 10+ tackles... had 18 tackles at Penn State -- most by a Hawkeye since 2012... had 16 tackles (12 solo) vs. Utah State... finished with 12 tackles and had first career INT vs. Purdue... had 13 tackles and a fumble recovery at Wisconsin



## 29 • SEBASTIAN CASTRO • SR • CASH • 5-11 • 205

Oak Lawn, Ill. (Richards)

- 14 career starts, 34 career games played
- Has 30 tackles, 5 TFL, 3 INT and 3 PB in '23
- BIG Defensive POW on 9/11... had a 30-yard pick 6 (first career INT) and four tackles at Iowa State... had five tackles and an INT vs. MSU... had seven solo tackles, 2 TFL, a blitz that forced a safety and a game-sealing INT at Wisconsin
- Had 33 tackles, 3 TFL, 2 FF, 5 PB in '22



## 3 • COOPER DEJEAN • JR • DB • 6-1 • 207

Odebolt, Iowa (OA-BCIG)


- 20 career starts, 27 career games played
- Fourth on team with 36 tackles and has 1.5 TFL and 2 PB in '23... has 2 INTs... had INT vs. Purdue and 41 yard return... had an INT (6th of career) and 70-yd. punt return for TD vs. Mich. St. en route to being named the BIG Special Teams POW... 15th longest PR in school history... had 10 tackles at Iowa State -- third career 10+ tackle game.
- No. 1 in Big Ten, 13th in nation with 13.0 punt return avg... t2nd in punt return TDs
- Preseason All-American... top 50 player in '23 by NFF & ESPN



## 1 • XAVIER NWANKPA • SO • SS • 6-2 • 210

Pleasant Hill, Iowa (Southeast Polk)

- 8 career starts, 20 career games played
- Has 28 tackles, 1 INT and 2 PB in '23... had interception -- second of his career -- vs. Utah State... tied a career-high with eight tackles vs. MSU
- Eight tackles, 52-yd pick-six in first career start vs. Kentucky in 2022 Music City Bowl
- Adidas All-American... MaxPreps Iowa Player of Year
- Highest rated recruit of Ferentz era



## 30 • QUINN SCHULTE • SR • FS • 6-1 • 209

Cedar Rapids, Iowa (Xavier)


- 20 career starts, 35 career games played
- Has 40 tackles, 2 TFL and 1 PB in '23... had a season-high eight tackles in back-to-back games vs. MSU and Purdue
- 71 tackles, 6 PB, 1 INT in '22
- Named to 2023 Player Council... preseason All-Big Ten
- 3X Academic All-Big Ten... CSC Academic All-District



## 27 • JERMARI HARRIS • JR • DB • 6-1 • 190

Chicago, Ill. (Montini Catholic)

- 11 starts, 25 career games played
- Has 15 tackles, 1 INT and 1 PB in '23... had six tackles vs. Purdue... had four tackles and an INT vs. Michigan State... started and saw his first action since Jan. 1, 2022 vs. WMU... missed all of '22 because of injury



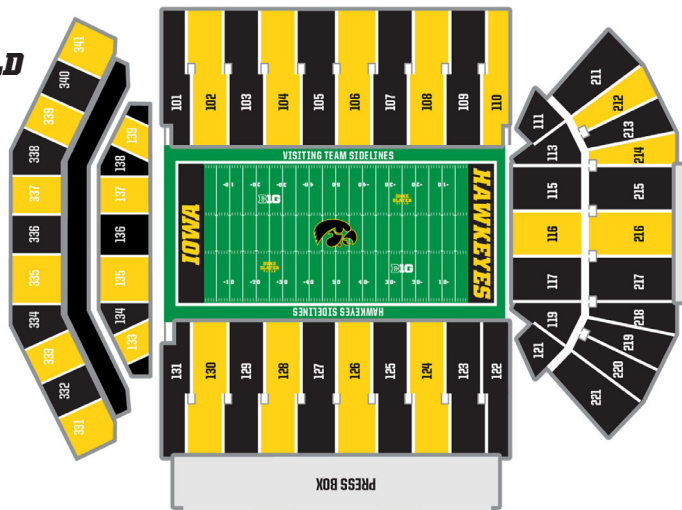
## 9 • TORY TAYLOR • SR • P • 6-4 • 232

Melbourne, Australia (Haileybury College)

- 45 punts (most in nation) for 48.3 yards in '23 (13 FC, 19 50+, 17 I20)... No. 1 in BIG, 4th in NCAA in punting... named to Ray's 8 Weeks 1, 2, 4 & 5
- BIG Special Teams Player of the Week on Oct. 9, Oct. 16... 4th & 5th career honors
- 10 punts at Wisconsin for a career-high 506 yards (50.6 avg)... 6 inside 20... punts of 62, 60, 59, 53, 54 yards
- 7 punts for 366 yards with a long of 62 at Penn St... 52.3 avg. is career best
- Ray Guy Watch List... preseason All-American in '23
- First-team All-American by three outlets in '22

# 2023 IOWA FOOTBALL

## 2023 ANF BLACK & GOLD SPIRIT GAME



### GENERAL INFORMATION

**Location:** Iowa City, Iowa  
**Founded:** 1847  
**Enrollment:** 30,448  
**President:** Barbara J. Wilson  
**Interim Tippie Director of Athletics:** Beth Goetz  
**Conference:** Big Ten (West Division)  
**Nickname:** Hawkeyes  
**Mascot:** Herky  
**Colors:** Black and Gold (PMS 116)  
**First Year of Football:** 1889  
**All-Time Record:** 690-573-39  
**All-Time Bowl Record:** 18-16-1  
**National Championships:** 1921, '22 '56, '58, '60

### STADIUM INFORMATION

**Stadium:** Kinnick Stadium  
**Field:** Duke Slater Field  
**Opened:** 1929  
**Capacity:** 69,250  
**Playing Surface:** Field Turf  
**All-Time Record:** 312-192-15

### IOWA COACHES GAME DAY LOCATIONS

#### OFFENSE

|                         |                           |
|-------------------------|---------------------------|
| Brian Ferentz (field)   | Offensive Coordinator/QBs |
| Ladell Betts (field)    | Running Backs             |
| Kelton Copeland (booth) | Wide Receivers            |
| George Barnett (field)  | Offensive Line            |
| Abdul Hodge (field)     | Tight Ends                |

#### DEFENSE

|                      |                                 |
|----------------------|---------------------------------|
| Phil Parker (field)  | Defensive Coordinator/DBs       |
| Kelvin Bell (field)  | Defensive Line                  |
| Jay Niemann (booth)  | Assistant Defensive Line        |
| Seth Wallace (field) | Asst. Defensive Coordinator/LBs |

#### SPECIAL TEAMS

|                     |                           |
|---------------------|---------------------------|
| LeVar Woods (field) | Special Teams Coordinator |
|---------------------|---------------------------|

### 2023 BIG TEN STANDINGS

#### WEST DIVISION

| Team         | Big Ten    | Pct.        | Overall    | Pct.        |
|--------------|------------|-------------|------------|-------------|
| <b>IOWA</b>  | <b>3-1</b> | <b>.750</b> | <b>6-1</b> | <b>.857</b> |
| Wisconsin    | 2-1        | .667        | 4-2        | .667        |
| Minnesota    | 1-2        | .333        | 3-3        | .500        |
| Nebraska     | 1-2        | .333        | 2-3        | .400        |
| Northwestern | 1-2        | .333        | 3-3        | .500        |
| Illinois     | 1-3        | .250        | 3-4        | .429        |
| Purdue       | 1-3        | .250        | 2-5        | .286        |

#### EAST DIVISION

| Team        | Big Ten | Pct.  | Overall | Pct.  |
|-------------|---------|-------|---------|-------|
| Michigan    | 4-0     | 1.000 | 7-0     | 1.000 |
| Ohio State  | 3-0     | 1.000 | 6-0     | 1.000 |
| Penn State  | 3-0     | 1.000 | 6-0     | 1.000 |
| Maryland    | 2-2     | .500  | 5-2     | .714  |
| Rutgers     | 2-2     | .500  | 5-2     | .714  |
| Indiana     | 0-3     | .000  | 2-4     | .333  |
| Michigan St | 0-3     | .000  | 2-4     | .333  |



#### THE SERIES

- Saturday will be the 117th meeting between Iowa and Minnesota. The Hawkeyes have won eight straight and 18 of the last 22 in the series. During the eight-game winning streak, five games have been decided by a touchdown or less.
- The Gophers lead the all-time series, 62-52-2. Iowa is 32-23-1 against Minnesota in Iowa City.
- Iowa has won 10 consecutive at home and four straight on the road against the Gophers. Minnesota's last win in the series came in 2014 -- a 51-14 win in Minneapolis -- and the Gophers' last win in Iowa City came in 1999 by the score of 25-21.
- Minnesota is only school that Kirk Ferentz has squared off against every season during his Hawkeye tenure as both an assistant coach (1981-89) and head coach (1999-pres.).

#### SERIES RESULTS

|            |   |           |
|------------|---|-----------|
| 11/2/1891  | L | 4-42 (H)  |
| 10/26/1901 | L | 0-16 (A)  |
| 10/25/1902 | L | 0-34 (H)  |
| 10/17/1903 | L | 0-75 (A)  |
| 11/24/1904 | L | 0-11 (H)  |
| 10/21/1905 | L | 0-39 (A)  |
| 10/2/1909  | L | 0-41 (A)  |
| 10/28/1911 | L | 6-24 (A)  |
| 10/26/1912 | L | 7-56 (A)  |
| 10/24/1914 | L | 0-7 (H)   |
| 10/23/1915 | L | 13-51 (A) |
| 11/4/1916  | L | 0-67 (A)  |
| 11/2/1918  | W | 6-0 (H)   |
| 10/25/1919 | W | 9-6 (A)   |
| 11/13/1920 | W | 28-7 (H)  |
| 11/5/1921  | W | 41-7 (A)  |
| 11/11/1922 | W | 28-14 (H) |
| 11/17/1923 | L | 7-20 (A)  |
| 10/25/1924 | W | 13-0 (H)  |
| 11/14/1925 | L | 0-33 (A)  |
| 11/6/1926  | L | 0-41 (H)  |
| 10/22/1927 | L | 0-38 (A)  |
| 10/24/1928 | W | 7-6 (H)   |
| 11/9/1929  | W | 9-7 (H)   |
| 10/24/1931 | L | 0-34 (A)  |

|            |   |                 |
|------------|---|-----------------|
| 10/22/1932 | L | 6-21 (H)        |
| 10/28/1933 | L | 7-19 (A)        |
| 10/28/1934 | L | 12-48 (H)       |
| 11/9/1935  | L | 6-13 (H)        |
| 11/7/1936  | L | 0-52 (#2) (A)   |
| 11/6/1937  | L | 10-35 (#14) (H) |
| 11/5/1938  | L | 0-28 (#12) (A)  |
| 11/18/1939 | W | 13-9 (#20) (H)  |
| 10/26/1940 | L | 6-34 (#6) (A)   |
| 11/15/1941 | L | 13-34 (#1) (H)  |
| 11/14/1942 | L | 7-27(#16) (A)   |
| 11/13/1943 | L | 14-33 (A)       |
| 11/18/1944 | L | 0-46 (H)        |
| 11/17/1945 | W | 20-19 (H)       |
| 11/16/1946 | L | 6-16 (A)        |
| 11/15/1947 | W | 13-7(#20) (H)   |
| 11/13/1948 | L | 21-28 (#14) (H) |
| 11/5/1949  | L | 7-55 (A)        |
| 11/4/1950  | W | 13-0 (A)        |
| 11/13/1951 | T | 20-20 (H)       |
| 11/11/1952 | L | 7-17 (A)        |
| 11/14/1953 | W | 27-0 (#15) (H)  |
| 11/13/1954 | L | 20-22 (#13) (A) |
| 11/5/1955  | W | 26-0 (H)        |
| 11/10/1956 | W | 7-0 (#6) (A)    |
| 11/9/1957  | W | 44-20 (H)       |
| 11/8/1958  | W | 28-6 (A)        |
| 11/7/1959  | W | 33-0 (H)        |
| 11/5/1960  | L | 10-27 (#3) (A)  |
| 11/11/1961 | L | 9-16 (#5) (H)   |
| 11/10/1962 | L | 0-10 (#10) (A)  |
| 11/9/1963  | W | 27-13 (H)       |
| 11/7/1964  | L | 13-14 (A)       |
| 10/16/1965 | L | 3-14 (H)        |
| 10/15/1966 | L | 0-17 (A)        |
| 11/4/1967  | L | 0-10 (H)        |
| 11/2/1968  | W | 35-28 (A)       |
| 11/1/1969  | L | 8-35 (H)        |
| 10/31/1970 | T | 14-14 (A)       |
| 10/16/1971 | L | 14-19 (H)       |
| 10/21/1972 | L | 14-43 (A)       |
| 10/20/1973 | L | 23-31 (H)       |

## 2023 IOWA FOOTBALL

|            |   |                 |
|------------|---|-----------------|
| 10/19/1974 | L | 17-23 (A)       |
| 10/25/1975 | L | 7-31 (H)        |
| 10/23/1976 | W | 22-12 (A)       |
| 10/8/1977  | W | 18-6 (H)        |
| 10/14/1978 | L | 20-22 (A)       |
| 10/20/1979 | L | 7-24 (H)        |
| 10/25/1980 | L | 6-24 (A)        |
| 10/24/1981 | L | 10-12 (H)       |
| 10/23/1982 | W | 21-16 (A)       |
| 10/19/1983 | W | 61-10 (H)       |
| 11/17/1984 | L | 17-23 (A)       |
| 11/23/1985 | W | 31-9 (H)        |
| 11/22/1986 | W | 30-27 (A)       |
| 11/21/1987 | W | 34-20 (H)       |
| 11/19/1988 | W | 31-22 (A)       |
| 11/25/1989 | L | 7-43 (H)        |
| 11/24/1990 | L | 24-31 (A)       |
| 11/23/1991 | W | 23-8 (H)        |
| 11/21/1992 | L | 13-28 (A)       |
| 11/20/1993 | W | 21-3 (H)        |
| 11/19/1994 | W | 49-42 (A)       |
| 11/25/1995 | W | 45-3 (H)        |
| 11/23/1996 | W | 43-24 (A)       |
| 11/22/1997 | W | 31-0 (H)        |
| 11/21/1998 | L | 7-49 (A)        |
| 11/20/1999 | L | 21-25 (#17) (H) |
| 11/18/2000 | L | 24-27 (A)       |
| 11/17/2001 | W | 42-24 (H)       |
| 11/16/2002 | W | 45-21 (A)       |
| 11/15/2003 | W | 40-22 (#19) (H) |
| 11/13/2004 | W | 29-27 (A)       |
| 11/19/2005 | W | 52-28 (H)       |
| 11/18/2006 | L | 24-34 (A)       |
| 11/10/2007 | W | 21-16 (H)       |
| 11/22/2008 | W | 55-0 (A)        |
| 11/21/2009 | W | 12-0 (H)        |
| 11/27/2010 | L | 24-27 (A)       |

|            |   |                |
|------------|---|----------------|
| 10/29/2011 | L | 21-22 (A)      |
| 9/29/2012  | W | 31-13 (H)      |
| 9/28/2013  | W | 23-7 (A)       |
| 11/8/2014  | L | 14-51 (A)      |
| 11/14/2015 | W | 40-35 (H)      |
| 10/8/2016  | W | 14-7 (A)       |
| 10/28/2017 | W | 17-10 (H)      |
| 10/6/2018  | W | 48-31 (A)      |
| 11/16/2019 | W | 23-19 (#8) (H) |
| 11/13/2020 | W | 35-7 (A)       |
| 11/13/2021 | W | 27-22 (H)      |
| 11/19/2022 | W | 13-10 (A)      |

### FLOYD OF ROSEDALE

As a result of a bet between the governors of the two states in 1935, possession of Floyd of Rosedale is at stake Saturday. The trophy is currently in possession of Iowa. Iowa leads the series 44-42-2 with Floyd of Rosedale on the line. Iowa has won 18 of the last 22 meetings.

### MORE QUICK HITTERS

- Iowa's road win at Wisconsin ended in a 15-6 final score. It is the second time in program history for a game to finish with the score with the first coming in 1896.
- Walking wounded. Three of Iowa's most prominent offensive players -- QB Cade McNamara, TE Luke Lachey and TE Erick All -- are sidelined. McNamara and Lachey are out for the season, while All left the Wisconsin game in the first quarter with an injury and did not return.
- RB Kaleb Johnson returned from injury to record his first 100-yard game of the season, rushing for 134 yards on 17 attempts against Purdue. He had a 67-yard touchdown run -- the second-longest rush of his career. The performance pushed Johnson over 1,000 career rushing yards, making him the 51st player in program history to reach the milestone.
- 1-2-3/4-5/6 -- The Hawkeyes have intercepted six passes over their last three games, picking off Michigan State three times on Sept. 30, Purdue twice on Oct. 7 and Wisconsin once on Oct. 14 (to seal the victory). The three INT game was the first for Iowa since 2021 against Northwestern. Iowa is 17th nationally with eight interceptions.
- Four Hawkeyes -- DB Sebastian Castro, DB Cooper DeJean, LB Nick Jackson and P Tory Taylor (2) -- have combined to earn five Big Ten Conference weekly recognitions this season.
- Iowa has eight interceptions through seven weeks, including Sebastian Castro's 30-yard pick-six in the road win at Iowa State. The interception return for a touchdown extended Iowa's streak to 16 consecutive seasons (and 21 of the last 23 years). It is the second-longest

## THE NITTY GRITTY

|                        |             |            |  |  |
|------------------------|-------------|------------|--|--|
| <b>IOWA (6-1, 3-1)</b> |             |            |  |  |
| <b>TEAM STATISTICS</b> | <b>IOWA</b> | <b>OPP</b> |  |  |
| Points/Game            | 20.9        | 14.9       |  |  |
| First Downs            | 87          | 133        |  |  |
| Rushing/Game           | 130.9       | 127.3      |  |  |
| Passing/Game           | 116.6       | 198.3      |  |  |
| Total Offense/Game     | 247.4       | 325.6      |  |  |
| Fumbles-Lost           | 11-5        | 10-3       |  |  |
| Pen./Yds. per game     | 22/26.1     | 47/58.7    |  |  |
| Time of Poss.          | 26:55       | 33:05      |  |  |

|                           |             |            |             |           |            |
|---------------------------|-------------|------------|-------------|-----------|------------|
| <b>INDIVIDUAL LEADERS</b> |             |            |             |           |            |
| <b>RUSHING</b>            | <b>Att.</b> | <b>Net</b> | <b>Avg.</b> | <b>TD</b> | <b>YPG</b> |
| L. Williams               | 75          | 459        | 6.1         | 1         | 65.6       |
| K. Johnson                | 68          | 260        | 3.8         | 2         | 65.0       |

|                |              |             |             |           |            |
|----------------|--------------|-------------|-------------|-----------|------------|
| <b>PASSING</b> | <b>C-A-I</b> | <b>Pct.</b> | <b>Yds.</b> | <b>TD</b> | <b>YPG</b> |
| D. Hill        | 27-70-2      | 38.6        | 311         | 2         | 51.8       |
| C. McNamara    | 46-90-3      | 51.1        | 505         | 4         | 101.0      |

|                  |             |             |             |           |            |
|------------------|-------------|-------------|-------------|-----------|------------|
| <b>RECEIVING</b> | <b>Rec.</b> | <b>Yds.</b> | <b>Avg.</b> | <b>TD</b> | <b>YPG</b> |
| E. All           | 21          | 299         | 14.2        | 3         | 42.7       |
| N. Ragaini       | 10          | 83          | 8.3         | 0         | 11.9       |

|                |               |            |             |             |           |
|----------------|---------------|------------|-------------|-------------|-----------|
| <b>DEFENSE</b> | <b>U-A-TT</b> | <b>TFL</b> | <b>Sack</b> | <b>Int.</b> | <b>PB</b> |
| J. Higgins     | 41-46-87      | 0          | 0           | 1           | 3         |
| N. Jackson     | 24-35-59      | 4.5        | 1.0         | 0           | 2         |

|                             |             |            |  |  |
|-----------------------------|-------------|------------|--|--|
| <b>MINNESOTA (3-3, 1-2)</b> |             |            |  |  |
| <b>TEAM STATISTICS</b>      | <b>MINN</b> | <b>OPP</b> |  |  |
| Points/Game                 | 21.7        | 26.7       |  |  |
| First Downs                 | 118         | 111        |  |  |
| Rushing/Game                | 180.5       | 137.8      |  |  |
| Passing/Game                | 132.8       | 235.3      |  |  |
| Total Offense/Game          | 313.3       | 373.2      |  |  |
| Fumbles-Lost                | 3-1         | 5-2        |  |  |
| Pen./Yds. per game          | 18-29.5     | 36-55.7    |  |  |
| Time of Poss.               | 32:20       | 27:40      |  |  |

|                           |             |            |             |           |            |
|---------------------------|-------------|------------|-------------|-----------|------------|
| <b>INDIVIDUAL LEADERS</b> |             |            |             |           |            |
| <b>RUSHING</b>            | <b>Att.</b> | <b>Net</b> | <b>Avg.</b> | <b>TD</b> | <b>YPG</b> |
| D. Taylor                 | 87          | 532        | 6.1         | 4         | 133.0      |
| S. Tyler                  | 46          | 199        | 4.3         | 0         | 39.8       |

|                |              |             |             |           |            |
|----------------|--------------|-------------|-------------|-----------|------------|
| <b>PASSING</b> | <b>C-A-I</b> | <b>Pct.</b> | <b>Yds.</b> | <b>TD</b> | <b>YPG</b> |
| A. Kaliakmanis | 76-136-6     | 55.9        | 797         | 6         | 132.8      |

|                  |             |             |             |           |            |
|------------------|-------------|-------------|-------------|-----------|------------|
| <b>RECEIVING</b> | <b>Rec.</b> | <b>Yds.</b> | <b>Avg.</b> | <b>TD</b> | <b>YPG</b> |
| D. Jackson       | 22          | 286         | 13.0        | 5         | 47.7       |
| C. Crooms        | 19          | 227         | 12.0        | 0         | 37.8       |

|                |               |            |             |             |           |
|----------------|---------------|------------|-------------|-------------|-----------|
| <b>DEFENSE</b> | <b>U-A-TT</b> | <b>TFL</b> | <b>Sack</b> | <b>Int.</b> | <b>PB</b> |
| M. Baranowski  | 16-26-42      | 4.0        | 1           | 0           | 2         |
| D. Green       | 22-12-34      | 2.0        | 0           | 0           | 0         |

|                               |             |             |
|-------------------------------|-------------|-------------|
| <b>NCAA TEAM RANKINGS</b>     |             |             |
| <b>CATEGORY</b>               | <b>IOWA</b> | <b>MINN</b> |
| Total Offense                 | 130         | 119         |
| Rushing Offense               | 98          | 41          |
| Passing Offense               | 128         | 127         |
| Team Passing Eff.             | 129         | 125         |
| Scoring Offense               | 113         | 110         |
| Total Defense                 | 27          | 63          |
| Rushing Defense               | 47          | 65          |
| Passing Yards Allowed         | 31          | 82          |
| Team Passing Eff. Def.        | 8           | 87          |
| Scoring Defense               | 10          | 74          |
| Turnover Margin               | 55          | 36          |
| 3rd Down Conversion Pct.      | 128         | 77          |
| 4th Down Conversion Pct.      | 64          | 2           |
| 3rd Down Conversion Pct. Def. | 25          | 124         |
| 4th Down Conversion Pct. Def. | 83          | 122         |
| Red Zone Offense              | 13          | 14          |
| Red Zone Defense              | 7           | 121         |
| Net Punting                   | 2           | 51          |
| Punt Returns                  | 38          | 74          |
| Kickoff Returns               | 10          | 130         |
| First Downs Offense           | 130         | 99          |
| First Downs Defense           | 83          | 34          |
| Fewest Penalties Per Game     | 4           | 3           |
| Time of Possession            | 121         | 15          |

active streak nationally.

- Since the start of the 2015 season, Iowa is 69-2 when leading by eight points at any point in a game.
- The Hawkeyes are 154-8-1 when allowing 10 points or less since 1970 and 387-59-19 when allowing 10 points or less all-time.
- Iowa's defense has scored 10 points during the 2023 season and 50 points since the start of the 2022 season.
- Iowa blocked a kick in consecutive games against Iowa State and Western Michigan (and had a block wiped off the board because of penalty at Penn State). DL Logan Lee blocked Iowa State's Chase Contreras's field goal on the opening possession and DL Anterio Thompson blocked a punt that resulted in a safety against Western Michigan. Iowa has blocked a kick/punt in each of the past three seasons.
- Iowa is 2-0 this season and 8-1 dating back to the start of the 2022 season when not committing a turnover. The team is 11-1 in the same span when winning the turnover battle.
- The Hawkeyes have 226 interceptions since 2009 -- the most in the nation. Iowa's 34 interception returns for a touchdown are third-most in the nation in that span.

**AT THE TOP**

Kirk Ferentz is in his 25th season as Iowa's head football coach. He is the longest tenured active head coach in college football. Ferentz has 118 Big Ten wins as Iowa's head coach -- the third most of any coach in Big Ten Conference history.

- Ferentz's 192 wins in all games coached as a member of the Big Ten Conference rank fourth all-time in league history. He is one of five coaches in Big Ten Conference history to win at least 150 games as a member of the Big Ten Conference.
- Ferentz won his 200th career game on Sept. 11 at Iowa State. He is the 27th coach at an FBS institution to reach the 200-career win milestone and the 99th coach across all divisions. Former Hawkeye head coach Hayden Fry finished his career with 236 victories.

**STAFF CONSISTENCY**

Iowa is one of just seven programs from across the country that has retained all 10 of its assistant coaches from the 2022 season. Five of the Hawkeye assistants are in at least their eighth season on the Iowa coaching staff -- the second-highest total nationally.

**ALUMS ON STAFF**

The Hawkeyes have five University of Iowa alums on the coaching staff -- Brian Ferentz, Abdul Hodge, LeVar Woods, Kelvin Bell and Ladell Betts. The five alums are tied for the second most nationally (trailing only Air Force, 8).

**TAYLOR NAMED B1G SPECIAL TEAMS PLAYER OF WEEK X 2**

- Senior punter Tory Taylor was named the Big Ten Special Teams Player of the Week on Oct. 9 after punting six times for 284 yards (47.3 average) in Iowa's 20-14 win over Purdue. Two of his six punts went over 50 yards (61 and 57) and two were downed inside the 20-yard line.
- Taylor earned his second straight weekly honor on Oct. 14 after putting on a punting display in the road win at Wisconsin. He had a career-high 506 combined punting yards (50.6 aver-

age) with half of his 10 punts going over 50 yards (two 60+) and six punts were downed inside the 20.

- Taylor has five career Big Ten weekly honors (2021 at Iowa State; 2022 vs. South Dakota State; 2022 at Rutgers, 2023 vs. Purdue; 2023 at Wisconsin).

**DEJEAN/JACKSON EARN BIG TEN WEEKLY ACCOLADES**

- DB Cooper DeJean was named the Big Ten Special Teams Player of the Week on Oct. 2 after leading the Hawkeyes to a 26-16 win over Michigan State on Sept. 30. The Odebolt, Iowa, native had a 70-yard punt return for a touchdown in the fourth quarter to break a 16-all tie. It was the 15th longest punt return in school history, the first of his career and the first by a Hawkeye since 2020. DeJean also had six tackles and an interception in the game.
- LB Nick Jackson was selected as the Big Ten Co-Defensive Player of the Week on Oct. 2 after recording 10 tackles -- his second straight 10+ tackle game -- a tackle for loss and a key fourth quarter forced fumble that led to a game-sealing Hawkeye field goal.
- The honors are the first of DeJean and Jackson's careers.

**CASTRO EARNS B1G DEFENSIVE PLAYER OF THE WEEK HONORS**

Senior DB Sebastian Castro was named the Big Ten Defensive Player of the Week on Sept. 11. The Illinois native had a 30-yard interception return for a touchdown in the second quarter, had four tackles and added a pass breakup in Iowa's 20-13 road victory at Iowa State. Castro's pick-six extended Iowa's active streak to 16 consecutive seasons -- the second-longest streak nationally.

**LESHON TO THE HOUSE**

RB Leshon Williams had an 82-yard touchdown run in the second quarter of Iowa's road win at Wisconsin. His rush was tied for the ninth longest in program history, the longest by a Hawkeye since 1997 (Tavian Banks) and the longest all-time by a Hawkeye against Wisconsin. It is the fifth longest run in the nation this season.

- Williams finished the game a career-high 174 rushing yards -- the most by a Hawkeye this season -- on 25 attempts for his second 100-yard rushing game of the season. The Illinois native had his first career 100-yard game, rushing for 145 yards on 12 carries against Western Michigan (and he had two receptions for 27 yards, including a 25-yard touchdown).
- Williams has a team-high 459 yards on 75 carries, averaging 6.1 yards per attempt. For his career, he has 940 career rushing yards, sitting 60 yards from becoming the 52nd player in program history to surpass 1,000 career yards.
- He has three "explosive" runs this season, including two runs of 53+ yards (82, 53). Williams has 940 career rushing yards, 60 yards from reaching the 1,000 yards milestone.

**KJ GOES OVER 1K**

In his first game since Week 2 at Iowa State, sophomore RB Kaleb Johnson returned to record his first 100-yard rushing game of the season and fourth of his career in Iowa's Homecoming victory over Purdue. The Ohio native rushed for 134 yards -- the second-highest total of his career -- on 17 attempts and scored

**HAWKEYE FOOTBALL BY THE NUMBERS**

|     |  |
|-----|--|
| 204 | Ferentz's overall career victories                                     |
| 200 | Ferentz won his 200th career game at Iowa State on Sept. 9, 2023       |
| 192 | Ferentz's career wins as Iowa's all-time winningest football coach     |
| 100 | Ferentz won his 100th career Big Ten game at Penn State in 2020        |
| 85  | NFL Draft picks under Kirk Ferentz                                     |
| 62  | Calvin Jones' retired number, one of two in school history             |
| 55  | Hawkeyes who have played in the Super Bowl                             |
| 35  | Bowl games (18-16-1)   |
| 31  | Ferentz's career wins against AP-ranked opponents                      |
| 29  | Players have combined to earn Academic All-America honors              |
| 29  | Consensus All-Americans (13 under Kirk Ferentz)                        |
| 27  | Times finished a season ranked   |
| 26  | First-team All-America honors under Kirk Ferentz                       |
| 24  | Heisman Trophy winner (1939)   |
| 24  | Nile Kinnick's retired number  |
| 24  | First or second round NFL draft picks under Kirk Ferentz               |
| 18  | Bowl Victories   |
| 17  | CFB Hall of Famers   |
| 14  | Consensus All-Americans under Ferentz                                  |
| 12  | School record 12 wins in 2015  |
| 11  | Big Ten Championships  |
| 10  | Former players recognized on Kinnick Stadium Wall of Honor             |
| 11  | Players under Ferentz who have won a total of 13 national awards       |
| 9   | Bowl wins under Kirk Ferentz   |
| 5   | National Championships (1921, 1922, 1956, 1958, 1960)                  |
| 5   | Five times finished the year ranked in top 10 under Ferentz            |
| 5   | Former Hawkeyes in Pro Football Hall of Fame                           |
| 4   | Kirk Ferentz has been named B1G Coach of the Year                      |
| 3   | Three times won 11 games or more under Kirk Ferentz (2002, 2009, 2015) |

**CAPTAINS BY WEEK**

Utah State: Evans, Higgins, Lachey, McNamara  
 Iowa State: Evans, Higgins, Lachey, McNamara  
 W. Michigan: Evans, Higgins, Lachey, McNamara  
 Penn State: Evans, Higgins, Lachey, Lee, McNamara  
 Michigan St.: Evans, Higgins, Lachey, Lee, McNamara  
 Purdue: Evans, Higgins, Lachey, McNamara  
 Wisconsin: Evans, Higgins, Lachey, McNamara  
 Minnesota:  
 Northwestern:  
 Rutgers:  
 Illinois:  
 Nebraska:

a touchdown, a 67-yarder in the opening quarter. It was Iowa's longest offensive play of the season and the second-longest run of Johnson's career.

- Johnson's 134-yard performance pushed him over the 1,000-yard mark for his career. He is the 51st player in program history to surpass the 1,000-yard mark.
- Johnson is second on the team with 260 rushing yards on 68 carries with two touchdowns.
- Last season, Johnson rushed for an Iowa freshman record 779 yards on 151 carries, which included three 100-yard games and a team-high six touchdowns.
- Johnson had his first career 200-yard game (second career 100-yard game), finishing with 200 yards on 22 attempts with one touchdown -- his fourth of the season -- in the road win at Purdue. The yardage and attempts were both career highs.
- The 200 rushing yards were the 18th-most in a single game in program history and the second-most by a Hawkeye freshman all-time (Marcus Coker, 219 vs. Missouri, Insight Bowl). He was the first Hawkeye to rush for 200 yards in a game since 2015.

## ROAD GRINDERS

The Hawkeye rushing attack has churned out 381 yards over the past two weeks in victories over Purdue and Wisconsin -- the most in a two-game stretch since 2020 (226 vs. Michigan State, 235 vs. Minnesota).

- Iowa's 200 yards against the Badgers are the most since 2008.
- The Hawkeyes rushed for 254 yards against Western Michigan on Sept. 16 -- the most for the program since 2019 against Middle Tennessee State (351 yards).

## HEAT SEEKING CASTRO

Senior DB Sebastian Castro has been a like a heat seeking missile for the Hawkeye defense, piling up 30 tackles, including five tackles for loss out of the CASH position, while intercepting three passes and recording three pass break-ups.

- The Illinois native, who was a high school teammate of RB Leshon Williams, had seven solo tackles, including two TFL and a fourth quarter interception that sealed Iowa's road win in Madison. It was his third pick of the season, putting him in second in the Big Ten and 12th place nationally.
- Castro, who celebrated his 23rd birthday last Saturday, also came on a blitz in the fourth quarter against the Badgers in their own end zone. He flushed QB Braedyn Locke from the pocket to allow DL Yahya Black to record a sack and forced fumble, which ultimately resulted in a safety.

## D CREATES HAVOC

After combining for three sacks and 24 tackles for loss in Iowa's first five games, the Hawkeye defense created havoc in Week 6 against Purdue. Iowa finished with a season-high six sacks (by five different players) and had a season-high 12 tackles for loss, matching the defense's performance in the Music City Bowl victory over Kentucky.

- DL Logan Lee had career highs across the board, finishing with 10 tackles, 2.5 TFL and two sacks. It was his first career game with 10+ tackles.
- DE Joe Evans finished with seven tackles, including a career-best 4.5 TFL and one sack. The 4.5 TFL are tied for the fourth most in a game nationally this season.

## 1-2 PUNCH

Iowa linebackers Jay Higgins and Nick Jackson have been the definition of productive for the Hawkeyes in 2023. The duo have combined for 146 tackles this season, the most by a Power 5 tandem nationally.

- In all games, Higgins has 87 tackles -- 25 more than second-place Dillon Thieneman. Higgins is 13 tackles away from reaching 100 for the season.
- In Big Ten contests, Higgins has 55 tackles -- 19 more than teammate Nick Jackson, who is second. Higgins averages 13.8 tackles per game in four league games.

## IOWA'S DEFENSE...

- has given up one touchdown or less in five of seven games this season. The unit has allowed one touchdown or less in 14 of the last 20 contests and has held seven teams without a touchdown since the start of the 2022 season.
- allowed a season-low six points in the road win at Wisconsin. The Hawkeyes shut out the Badgers in the first half and it marked just the fourth time in the last 20 years for Wisconsin to be shutout in the first half at home.
- has allowed one rushing touchdown in seven games, which is tied for the national lead. (Iowa is one of four teams to have allowed one rushing touchdown along with UCLA, Texas A&M and Oklahoma.)
- is 10th nationally in scoring defense, surrendering 14.9 points per game.
- is seventh in the nation in red zone defense (.667) and eighth in passing efficiency defense (102.81).
- has allowed just 10 "explosive plays" (plays of 20+ yards) in seven games this season (two rushing, eight passing).

## TRUE FRESHMEN STARTERS (SINCE 1999)

Since 1999, Kirk Ferentz's first year as Iowa head coach, 33 true freshmen have started for the Hawkeyes.

2022 Kaleb Johnson, RB (6 games)  
2022 Xavier Nwankpa, DB (1 game)

2021 Connor Colby, OL (11 games)  
2021 Keagan Johnson, WR (9 games)  
2021 Arland Bruce IV, WR (4 games)

2019 Tyler Goodson, RB (2 games)  
2019 Dane Belton, DB (3 games)  
2019 Jack Campbell, LB (1 game)  
2019 Sam LaPorta, TE (1 game)

2018 Riley Moss, CB (6 games)  
2018 Julius Brents, CB (5 games)

2017 Matt Hankins, FS (2 games)  
2017 Ihmir Smith-Marssette, WR (3 games)  
2017 Tristan Wirfs, OL (7 RT, 1 LT)

2016 Manny Rugamba, CB (3 games)

2015 Jerminic Smith, WR (2 games)  
2015 James Daniels, LG (2 games)

2013 Matt VandeBerg, WR (2 games)  
2013 Desmond King, CB (12 games)

2012 Greg Garmon, RB (1 game)

2011 Jordan Canzeri, RB (1 game)

2010 Marcus Coker, RB (2 games)  
2010 James Morris, LB (4 games)

2009 Brandon Wegher, RB (2 games)

2007 Bryan Bulaga, LG (5 games)  
2007 Dominique Douglas, WR (11 games)

2006 A.J. Edds, LB (1 game)

2003 Mike Jones, LG (7 games)  
2003 Champ Davis, FB (1 game)

2000 Benny Sapp, CB (8 games)  
2000 Bob Sanders, SS (4 games)  
2000 Jonathan Babineaux, FB (3 games)

1999 Fred Barr, LB (6 games)

**QB DEAC**

Wisconsin transfer Deacon Hill took the reins of the Iowa quarterback position when Cade McNamara departed with a lower body injury in the first quarter of the Week 5 game against Michigan State. Hill completed 11-of-27 passes for 115 yards and his first career touchdown -- a 13 yarder to Erick All.

- In his first two career starts, Hill is 2-0. He is 27-of-70 for 311 yards with two touchdowns and two interceptions. He threw touchdown passes to TE Erick All in consecutive games against Michigan State and Purdue.
- Hill was recruited to Wisconsin by Iowa senior special assistant to the head coach Jon Budmayr. As a prep, Hill threw for 3,102 yards and 33 touchdowns and ran for 461 yards and 13 touchdowns as a junior. He played in only three games during his COVID-shortened senior season.

**YOUNG RUNNING BACKS**

- Two true freshmen -- RB Kamari Moulton and RB T.J. Washington, Jr. -- saw their first career action against WMU. Moulton rushed for 50 yards on eight attempts and scored two touchdowns, while Washington had six carries for 31 yards. It is the second straight year a Hawkeye freshman had two scores in a game (Kaleb Johnson, vs. Nevada) and Moulton is the first freshman since Jewell Hampton in 2008 to score two touchdowns in his collegiate debut.
- Redshirt freshman Jaziun Patterson rushed for a career-high 86 yards on 10 attempts -- both career highs -- and he scored his first career touchdown in Iowa's 20-13 road win at Iowa State in Week 2. On the Hawkeyes' opening possession of the game, Patterson had a 59-yard rush on third-and-1 to set up Iowa's opening field goal. Patterson missed Weeks 4-6 because of injury and saw limited action last week at Wisconsin.

**TIGHT END U!!**

Iowa's tight end room has accounted for 53.4 percent of the team's receptions in 2023 as four Hawkeyes have 39 receptions for 504 yards and three touchdowns.

- Graduate transfer Erick All has a team-high 21 catches for 299 yards and three touchdowns, while junior Luke Lachey has 10 catches for 131 yards. Lachey is out for the season after suffering an injury in Week 3 against Western Michigan and All left the Week 7 game at Wisconsin in the first quarter with a lower body injury and did not return.
- TE Steven Stillianos (5 catches, 54 yards) and TE Johnny Pascuzzi (1 catch, 1 yard) are Iowa's "next man up." Stillianos was an all-conference player at Lafayette before transferring to Iowa in 2022.

**KING OF RETURNS**

- Iowa's kickoff return unit ranks third in the Big Ten and 10th nationally, averaging 26.10 yards per return this season. Junior Kaden Wetjen, who has 161 yards on six returns, has a 26.8 return average. Sophomore Kaleb Johnson is averaging 38.5 yards on two returns, including a 54-yard return on the opening kickoff of the 2023 season.
- Junior Cooper DeJean has 221 punt return yards on 17 returns this season, averaging 13.0 yards per return. DeJean had a 70-yard punt return for a touchdown against Michigan State to break a 16-all tie in the fourth quarter. It was the 15th longest return in school history, the first of his career and the first by a Hawkeye since 2020. The Odebolt, Iowa, native is leading the Big Ten and ranks 13th nationally with a 13.0 average and he is second nationally in punt return touchdowns.

**T.O. CENTRAL**

- Iowa's defense has forced multiple turnovers in three consecutive games in wins over Michigan State, Purdue and Wisconsin. The Hawkeyes are now +1 in the turnover battle this season (11-10). Iowa forced three turnovers in Weeks 1-3 and eight from Weeks 5-7.
- The Hawkeyes forced a season-high four turnovers in Week 5 against Michigan State and followed with two more interceptions in Week 6 against Purdue. The four takeaways versus the Spartans were the most forced since 2021 against Penn State.
- Iowa picked off three Spartan passes on interceptions from Cooper DeJean, Sebastian Castro and Jermari Harris. They were the most turnovers by the unit since 2021 against Northwestern.
- DeJean and LB Jay Higgins both had interceptions against Purdue and the Hawkeyes forced a fumble and Castro had his third interception to seal the road win at Wisconsin. Iowa also had a safety on a Yahya Black sack against the Badgers -- its second of the season.
- Iowa has turned 11 turnovers into 33 points this season. The Hawkeyes have a 33-17 advantage in points off turnovers in 2023.
- Under head coach Kirk Ferentz, Iowa is 121-25 when winning the turnover battle.

**SAFETY X 2**

- Iowa recorded its second safety of the season in the road win at Wisconsin when DB Sebastian Castro came on a blitz and DL Yahya Black's sack forced a fumble in the end zone (that was recovered by the Badgers). It is the second straight year Iowa has had at least two safeties.
- Iowa's defense has scored 10 points in 2023 via one pick-six and the two safeties.

**NATIONAL RANKINGS**

| AP Poll (Week 8)     | Coaches Poll (Week 8) |
|----------------------|-----------------------|
| 1. Georgia (43)      | 1. Georgia (58)       |
| 2. Michigan (16)     | 2. Michigan (4)       |
| 3. Ohio State (1)    | 3. Ohio State (1)     |
| 4. Florida State (1) | 4. Florida State      |
| 5. Washington (2)    | 5. Washington         |
| 6. Oklahoma          | 6. Penn State         |
| 7. Penn State        | 7. Oklahoma (1)       |
| 8. Texas             | 8. Texas              |
| 9. Oregon            | Alabama               |
| 10. North Carolina   | 10. North Carolina    |
| 11. Alabama          | 11. Oregon            |
| 12. Oregon State     | 12. Ole Miss          |
| 13. Ole Miss         | 13. Oregon State      |
| 14. Utah             | 14. Utah              |
| 15. Notre Dame       | 15. Tennessee         |
| 16. Duke             | 16. USC               |
| 17. Tennessee        | 17. Duke              |
| 18. USC              | 18. Notre Dame        |
| 19. LSU              | 19. LSU               |
| 20. Missouri         | 20. Missouri          |
| 21. Louisville       | 21. Louisville        |
| 22. Air Force        | 22. Air Force         |
| 23. Tulane           | <b>23. IOWA</b>       |
| <b>24. IOWA</b>      | 24. Tulane            |
| 25. UCLA             | 25. UCLA              |

**HAWKEYES IN THE POLLS**

| Date      | AP      | COACHES | S16 | CFP |
|-----------|---------|---------|-----|-----|
| Preseason | 25      | RV (26) | RV  | --  |
| Sept. 5   | RV (26) | RV (26) | RV  | --  |
| Sept. 11  | 25      | 24      | RV  | --  |
| Sept. 18  | 24      | 22      | RV  | --  |
| Sept. 25  | --      | RV (39) | --  | --  |
| Oct. 2    | --      | RV (32) | --  | --  |
| Oct. 9    | RV (34) | RV (29) | --  | --  |
| Oct. 16   | 24      | 23      | RV  | --  |

**IOWA IN OVERTIME**

Iowa holds a 7-5 record in overtime games. Iowa won its first overtime contest, defeating Penn State 26-23 on Nov. 4, 2000, in State College, Pa. The Hawkeyes are 3-4 in single overtime, 3-0 in double overtime and 1-1 in triple overtime. Iowa is 2-2 in overtime in Kinnick Stadium and 5-3 in overtime road games. Following are Iowa's overtime games:

| Date     | Result   | OTs    | Opponent         |
|----------|----------|--------|------------------|
| 11/4/00  | W, 26-23 | Double | at Penn State    |
| 9/28/02  | W, 42-35 | Single | at Penn State    |
| 10/22/05 | L, 20-23 | Single | vs. Michigan     |
| 9/09/06  | W, 20-13 | Triple | at Syracuse      |
| 10/27/07 | W, 34-27 | Double | vs. Michigan St. |
| 11/14/09 | L, 24-27 | Single | at Ohio State    |
| 9/10/11  | L, 41-44 | Triple | at Iowa State    |
| 10/13/12 | W, 19-16 | Double | at Michigan St.  |
| 10/26/13 | W, 17-10 | Single | vs. Northwestern |
| 11/28/14 | L, 34-37 | Single | vs. Nebraska     |
| 9/9/17   | W, 44-41 | Single | at Iowa State    |
| 10/21/17 | L, 10-17 | Single | at Northwestern  |



**D DAZZLES IN NONCON**

Iowa's defense has held its last seven nonconference opponents to 14 or fewer points dating back to last season, the longest active streak by any FBS team. It is the longest streak by Iowa in the Kirk Ferentz era (since 1999).

**TACKLING LINEBACKERS**

- Senior LB Jay Higgins leads the Big Ten and is second nationally in tackles, averaging 12.4 tackles per game. The 12.4 tackles per game are the most by a Power 5 student-athlete. The Indianapolis native has two games with 16 or more tackles (16 vs. Utah State, 18 at Penn State) and five games with 10+ tackles. His 18 stops in Happy Valley were the most by a Hawkeye since Jack Campbell had 18 tackles against Colorado State in 2021 and they are tied for the second-most nationally in a game this season.
- Higgins has six career games with 10 or more tackles.
- LB Nick Jackson has 54 tackles over his last six games, including a season-high 13 stops at Penn State in Week 4. Jackson has two 10+ tackle games as a Hawkeye and 22 such games in his career -- the most by any player in the nation. The Virginia transfer, who has 423 career tackles, ranks fifth in the Big Ten in tackles (8.4 per game). Jackson was named the Big Ten Co-Defensive Player of the Week on Oct. 2.

**BLOCK-R-US**

- The Hawkeyes blocked a kick/punt in consecutive games in Week 2 and Week 3, giving the Iowa special teams' unit five blocks since the start of the 2022 season. Iowa has blocked at least one block in each of the last three seasons. (The unit had a field goal block wiped off the board at Penn State due to a leaping penalty.)
- Senior DL Logan Lee blocked Iowa State's Chase Contreras's field goal on the Cyclones' opening possession of the game in Iowa's 20-13 road win in Ames. It was Lee's second career blocked kick. He also blocked a field goal attempt versus Minnesota in 2021.
- Sophomore DL Anterio Thompson blocked a WMU punt in the third quarter -- his first career punt block -- that resulted in a safety. The block came in Thompson's first career game as a Hawkeye. It was Iowa's first safety since recording two against South Dakota State in the 2022 season opener.
- Iowa is second in the Big Ten and is sixth nationally with two blocks.

**A CLEAN NOTE PAD**

- The Hawkeyes didn't commit a penalty in their Week 2 road win at Iowa State and the team committed a single penalty (for five yards) in Week 3 against Western Michigan. Iowa has played penalty free football twice in its last eight games (at Minnesota, 2022).
- Since 1970, Iowa has eight games where it hasn't committed a penalty.
  - Iowa is third in the nation in fewest penalty yards per game (26.14), fourth in fewest penalties per game (3.14), fifth in fewest penalties (22) and sixth in fewest penalty yards (183).

**TOP 20 NCAA INDIVIDUAL STATISTIC RANKINGS**

- 2nd – Jay Higgins – Total Tackles (12.4)
- 2nd – Cooper DeJean – Punt Return TD (1)
- 4th – Tory Taylor – Punting (48.3)
- 5th – Jay Higgins – Solo Tackles (5.9)
- 12th – Sebastian Castro – Interceptions (3)
- T17 – Drew Stevens – FG per game (1.71)

**FRESHMEN TRACKER**

Seven true freshmen -- RB Kamari Moulton (3), RB Terrell Washington, Jr. (3), DB John Nestor, WR Jarriett Buie (2), TE Zach Ortwerth (2), LB Nolan DeLong (1) and DB Zach Lutmer (1) – have seen the field during the 2023 season.

**GONE PORTALING**

The Hawkeyes landed eight players from the transfer portal for the 2023 season, including five from Power 5 schools.

**QB Cade McNamara (Michigan)** – Passed for 2,576 yards and 15 touchdowns in leading the Wolverines to the 2021 Big Ten title. . . he missed a majority of 2022 because of injury.

**TE Erick All (Michigan)** – Honorable mention All-Big Ten in 2021. . . has 54 career receptions for 565 yards and two touchdowns. . . missed a majority of 2022 because of injury.

**QB Deacon Hill (Wisconsin)** -- Redshirted first year... appeared in one game in 2022.

**WR Seth Anderson (Charleston Southern)** – Big South Offensive Freshman of the Year and Jerry Rice Freshman of the Year finalist. . . second-team All-Big South. . . had 42 receptions for 612 yards and seven touchdowns... son of former NFL WR Flipper Anderson.

**HAWKEYES IN THE NFL**

Iowa football players have a long tradition of being well prepared for professional football following their college playing careers. Since 2010, 50 Hawkeyes have been selected in the NFL Draft. Today, 38 Hawkeyes are on NFL rosters.

| NAME                 | TEAM                 | POS. |
|----------------------|----------------------|------|
| C.J. Beathard        | Jacksonville Jaguars | QB   |
| Dane Belton          | New York Giants      | S    |
| Ike Boettger         | Indianapolis Colts   | OL   |
| Jack Campbell        | Detroit Lions        | LB   |
| Coy Cronk            | Jacksonville Jaguars | OL   |
| James Daniels        | Pittsburgh Steelers  | OL   |
| A.J. Epenesa         | Buffalo Bills        | DL   |
| Noah Fant            | Seattle Seahawks     | TE   |
| James Ferentz        | New England Patriots | OL   |
| Chauncey Golston     | Dallas Cowboys       | DL   |
| Tyler Goodson        | Indianapolis Colts   | RB   |
| Matt Hankins         | Los Angeles Chargers | DB   |
| Jack Heflin          | New Orleans Saints   | DL   |
| Parker Hesse         | Atlanta Falcons      | TE   |
| T.J. Hockenson       | Minnesota Vikings    | TE   |
| Amani Hooker         | Tennessee Titans     | S    |
| Micah Hyde           | Buffalo Bills        | S    |
| Alaric Jackson       | Los Angeles Rams     | OL   |
| Josey Jewell         | Denver Broncos       | LB   |
| Desmond King         | Pittsburgh Steelers  | DB   |
| George Kittle        | San Francisco 49ers  | TE   |
| Casey Kreiter        | New York Giants      | LS   |
| Sam LaPorta          | Detroit Lions        | TE   |
| Tyler Linderbaum     | Baltimore Ravens     | C    |
| Kaevon Merriweather  | Tampa Bay Buccaneers | S    |
| Riley Moss           | Denver Broncos       | DB   |
| Anthony Nelson       | Tampa Bay Buccaneers | DL   |
| Matt Nelson          | Detroit Lions        | OL   |
| Ben Niemann          | Denver Broncos       | LB   |
| Nick Niemann         | Los Angeles Chargers | LB   |
| Riley Reiff          | New England Patriots | OL   |
| Brandon Scherff      | Jacksonville Jaguars | OL   |
| Ihmir Smith-Marsette | Carolina Panthers    | WR   |
| Geno Stone           | Baltimore Ravens     | S    |
| Lukas Van Ness       | Green Bay Packers    | LB   |
| Zach VanValkenburg   | Los Angeles Rams     | DL   |
| Kristian Welch       | Green Bay Packers    | LB   |
| Tristan Wirfs        | Tampa Bay Buccaneers | OL   |



**LB Nick Jackson (Virginia)** – Three-time All-ACC linebacker... Butkus Watch Lists... posted three straight 100+ tackle seasons... has 354 tackles, 20 TFL and 10.5 sacks... started 33 career games.

**OL Rusty Feth (Miami (Ohio))** – Started 34 career games for Redhawks, including 25 straight over last two seasons at center... earned second-team All-MAC honors in 2022.

**OL Dajion Parker (Saginaw Valley State)** – Appeared in 21 games the last two seasons.

**WR Kaleb Brown (Ohio State)** – Had one catch for five yards (coincidentally against Iowa) as a true freshman... has the highest 247Sports rating coming out of high school for a recruit in Iowa history.

**HAWKEYES RETURN 3 ALL-AMERICANS**

Iowa returns three players who garnered All-America recognition in 2022 in P Tory Taylor, K Drew Stevens and RB Kaleb Johnson.

- Taylor was named first-team All-America by the FWA, Phil Steele and Pro Football Focus. The Australian averaged 45.4 yards on 82 punts and opponents averaged just 4.4 yards on 21 returns.

- Stevens was named second-team Freshman All-America by College Football News, while Johnson earned honorable mention honors. Stevens had an Iowa freshman record 16 field goals and a team-best 72 points in 2022, while Johnson had a freshman record 779 rushing yards and six touchdowns, including three 100-yard games.

**BALL HAWKS**

- Iowa has had at least one interception return for a touchdown in each of the last 16 seasons and 21 of the last 23 seasons.

- DB Sebastian Castro's 30-yard pick-six at Iowa State in Week 2 extended the streak to 16 straight seasons, which is the second-longest active streak in the nation behind Utah (19). Iowa is one of four teams nationally to have a pick-six streak of 10-plus years.

- Iowa has eight interceptions and one defensive touchdown in 2023 to rank third in the Big Ten and 17th nationally. The Hawkeyes led the Big Ten and the nation with six defensive touchdowns (four interceptions, two fumble returns) during the 2022 season.

**NICO'S SIXTH YEAR**

Sixth-year senior Nico Ragaini returns as the veteran of Iowa's wide receiver room. The Connecticut native has 135 career receptions for 1,437 yards with five touchdowns.

- Ragaini's 135 career receptions are tied for ninth all-time (with Ed Hinkel) and his 1,437 receiving yards rank 27th in the record books.

**IN THE SLOW COOKER**

Iowa's offensive line is more experienced in 2023 with upperclassmen starting in four of the five positions.

- Iowa's returning offensive linemen have played in 255 games with 156 career starts amongst the group. Entering the season, Iowa's offensive line played in 209 games, which were tied for the ninth-most in the nation and their 126 starts ranked 10th.

- Transfer Rusty Feth is the most experienced lineman on the Iowa roster, as he started 34 games and played in 38 contests at Miami (Ohio) prior to joining the Hawkeyes. Feth has started Iowa's last three games at left guard.

- OT Gennings Dunker -- a sophomore -- is the youngest starter on Iowa's offensive line.

**EXPERIENCE ON DL**

The Hawkeyes return two starters on the defensive line in 2023 in Joe Evans and Logan Lee. The duo started all 13 games for during the 2022 season and they have a combined 48 career starts.

- Evans tied for the team lead with 6.5 sacks last season and he finished with 41 tackles, including 8.5 tackles for loss. The Ames, Iowa, has 24 tackles, 6.5 TFL and 2.5 sacks in 2023, giving him 21 sacks for his career. Evans had a career-high seven tackles at Penn State and vs. Purdue and a career-best 4.5 TFL against the Boilermakers.

- Lee, who has started 34 consecutive games, had career-highs in tackles (10), TFL (2.5) and sacks (2) in Iowa's Homecoming win over Purdue in Week 6.

- DL Noah Shannon has returned to the practice field prior to the Week 7 game after missing

the first six weeks due to the gambling punishments. The sixth-year senior has started 28 career games (and played in 42 contests), where he has 44 tackles and 8.5 TFL.

- DE Deontae Craig tied for the team lead with 6.5 sacks and had 10 TFL in a reserve role in 2022. He also forced three fumbles and had 31 tackles a season ago. Craig has two sacks and 3.5 TFL in 2023.

**DEJEAN'S PICK 6s**

Junior DB Cooper DeJean had a school record three interception returns for a touchdown during the 2022 season. The three pick-sixes are tied for the most career interceptions returned for a touchdown in Iowa history.

**DeJean's Career Pick 6s**

at Rutgers (9/24/22) -- 45-yard interception

vs. Wisconsin (11/12/22) -- 32-yard interception

vs. Kentucky (12/31/22) -- 14-yard interception

**DYNAMIC DREW**

Kicker Drew Stevens' sophomore season has made 12-of-15 field goal attempts this season. In Week 5 against Michigan State, Stevens tied a career high with four field goals, including a make from 53 yards -- the second-longest of his career. The 53-yarder is tied for the ninth-longest in program history.

- Stevens made two field goals from 48 and 40 yards in the road win in Madison. It was his ninth game with two or more field goal makes in his Hawkeye career. He has made 28-of-33 field goal attempts (84.8 percent) in his career and he hasn't missed an extra point. He is a perfect 3-for-3 from 50-59 yards.

- This season, Stevens has had a touchback on 28 of his 34 kickoffs.

- As a freshman, Stevens earned freshman All-America honors during the 2022 season after making 16-of-18 field goals -- the most by a Hawkeye freshman all-time (passing Mike Meyer and Nate Kaeding). In the offseason, Stevens added 20 pounds to his 6'1" frame.

- The South Carolina native went 7-for-7 from 20-29 yards, 3-for-3 from 30-39 yards, 4-of-6 from 40-49 and 2-for-2 from 50+ in 2022. Stevens finished tops in the Big Ten and 16th nationally with an .889 field goal percentage and he was sixth in the Big Ten in field goals per game (1.23).

- Stevens is listed on the Lou Groza National Collegiate Place-Kicker Award Watch List. Last season, he was one of 20 semifinalists for the honor.

- Stevens made a career-long 54-yard field goal in Iowa's 33-13 win over Northwestern in 2022. It was one of a career-high four field goal makes against the Wildcats, which led to him earning Big Ten Freshman of the Week and Groza Stars of the Week honors on Oct. 31. The 54-yarder tied for the seventh-longest in program history and was the longest by a Hawkeye since Marshall Koehn drilled a 57-yarder in 2015.

- He made two field goals at Minnesota -- from 38 and 21 yards. The 21-yard field goal was a game-winner with 28 seconds remaining in the game.

**THE MOST FAMOUS PUNTER IN AMERICA**

Punter Tory Taylor's senior season -- his fourth as the Hawkeyes' starting punter -- has 45 punts for a 48.3-yard average through the first seven weeks of the 2023 season with 19 punts of 50+ yards, 13 being fair caught and 17 being downed inside the 20-yard line.

- Taylor leads the Big Ten and ranks fourth nationally with his 48.3-yard average.

- The Australia native was named the Big Ten Special Teams Player of the Week on Oct. 9 after averaging 47.3 yards on six punts with two 50+ punts (61 and 57) and two punts downed inside the 20. He earned a second straight weekly honor after punting 10 times for a career-high 506 yards with five punts of 50+ yards (two 60+) and six being downed inside the 20 in the road win at Wisconsin.

- Taylor was named to the Ray's 8 for his efforts in Weeks 1, 2, 4 and 5. In Week 4 at Penn State, Taylor punted seven times for 366 yards with a season-long punt of 62 yards. His 52.3 per punt average was a career best.

- Taylor has a 46.0 career average over 247 punts with 116 -- 47 percent -- landing inside the 20-yard line.

- Taylor set the school record for punt yardage in consecutive years. He had 80 punts for 3,688

yards in 2022 and 82 punts for 3,725 yards in 2023.

- His 45.4 average in 2022 was second in the Big Ten and 11th nationally.
- Taylor has been named the Big Ten Special Teams Player of the Week five times in his career (2021 at Iowa State, 2022 vs. South Dakota State, 2022 at Rutgers, 2023 vs. Purdue, 2023 at Wisconsin).
- During the Music City Bowl win over Kentucky, Taylor tied a bowl record with eight punts for 386 yards (48.3 avg.). Four of his punts pinned the Wildcats inside the 10 and two were inside the 15. He tied Nick Gallery (1993 Alamo) and Jason Baker (1997 Sun) with eight punts.

**STUDENT-ATHLETES = GRADUATES**

Ten Iowa football student-athletes enter the season having already earned their undergraduate degrees: Nick DeJong, Joe Evans, Rusty Feth, Cade McNamara, Dajion Parker, Tanner Pollock, Nico Ragaini, Chris Reames, Quinn Schulte and Noah Shannon.

**WORLD CHAMPION; DUAL SPORT HAWKEYE**

Freshman LB Ben Kueter is a world champion wrestler, winning the U20 World Wrestling Championship in July, 2022. The Iowa City, Iowa, native was named the USA Today Boys Wrestler of the Year for 2022-23 and he was one of five finalists for the high school Butkus Award.

- Kueter will be a dual-sport athlete for the Hawkeyes, as he will also compete on the Iowa wrestling team.

**LEE NOMINATED FOR AFCA GOOD WORKS TEAM**

Senior defensive lineman Logan Lee has been nominated for the AFCA Good Works Team. The award recognizes the extra efforts made by college football players and student support staff off the field.

**HAWKEYE FREAKS**

Two Hawkeyes -- DB Cooper DeJean and C Logan Jones -- are on listed on Bruce Feldman's college football Freaks List. DeJean comes in at No. 14 after clocking a 0.92 score in his flying 10s and a 2.39 in his 20-yard spring out of a two-point stance. Jones is ranked No. 52 after being second in Iowa history in hang-clean and setting a record with a 700-pound squat, while vertical jumping 36 inches.

**HALE BAY CHAMP**

For a second straight year, sophomore OL Gennings Dunker prevailed as the Solon Beef Days hale bay champion. Dunker finished with a record toss of 14'6" to beat fellow Hawkeye OL Logan Jones. (Hay bales weigh approximately 60 pounds.)

**2023 PLAYER COUNCIL**

Fifteen players -- three sixth-year players, six seniors and six juniors -- are on the 2023 Player Council. The purpose of the group is to assist in formulating policies and being involved in team decision-making throughout the year. Players were selected following coaching staff and player input.

The group consists of sixth-year student-athletes Joe Evans, Nico Ragaini and Noah Shannon, seniors Kyler Fisher, Jay Higgins, Logan Lee, Cade McNamara, Quinn Schulte and Tory Taylor and juniors Deontae Craig, Cooper DeJean, Jermari Harris, Luke Lachey and Mason Richman.

**HAWKEYE LEGACIES**

- Iowa has seven players on its 2023 roster whose father played for the Hawkeyes: DB Amare Bickham (Lloyd, 1993-95), LB Eric Epenesa (Epenesa, 1997), DE Joe Evans (Spence, 1989), LB Jackson Filer (Rodney, 1993-96), LB Jayden Montgomery (Jerry, 1998-02), QB Tommy Poholsky (Tom, 1986-89) and LS Liam Reardon (Bill, 1993-96).
- Epenesa's brother, A.J., played at Iowa from 2017-19.
- WR Alex Eichmann's grandfather, Richard "Dick" Gibbs, played at Iowa from 1965-66.
- RB Max White is the great, great grandson of Max Hawkins, a member of University of Iowa's famed "Ironmen" team in 1939 that included Iowa Heisman Trophy winner Nile Kinnick.
- Four Hawkeyes had relatives that played for the Hawkeyes -- OL Griffin Liddle's father, Josh,

wrestled at Iowa, DL Andrew Kraus' father, Matt, played baseball, DL Max Llewellyn's brother, Luke, played baseball at Iowa and TE Jalyn Thompson's father, Rod, played basketball.

**KINNICK: SOLD OUT**

All seven University of Iowa home football games are sold out for the 2023 season. It is the second consecutive season that the Hawkeyes have sold out the stadium for the entire season.

**HAWKEYE HISTORY**

Iowa has played 1,301 games since beginning football in 1889. Iowa's overall record is 690-572-39 (.544). That includes a 428-227-16 (.648) record in home games, a 262-345-23 (.433) record in games away from Iowa City, a 356-390-25 (.477) mark in Big Ten games and a 312-192-15 (.613) record in Kinnick Stadium.

**IN THE RANKINGS**

- Iowa returns to the national rankings for the first time since Week 4. The Hawkeyes are ranked 24th by the Associated Press and 23rd in the Coaches' Poll. The team has been ranked or receiving votes in one of the polls each week of the season.
- The Hawkeyes were ranked No. 25 in the preseason AP Poll for the fourth time in the last five years and the 10th time in the Kirk Ferentz era (27th time overall).
- The Hawkeyes finished the 2022 season receiving votes in the final AP and AFCA Coaches polls. Iowa was 33rd in the Coaches' Poll with nine votes and 34th in the AP Poll with four votes.
- Prior to 2022, Iowa had been ranked in the AP Top 25 at least once in each of the last seven seasons, the third-longest streak in school history.
- These are Iowa's most recent wins versus nationally ranked opponents

Home: 23-20 over #4 Penn State 10/9/21

34-6 over #17 Indiana 9/4/21

28-7 over #25 Wisconsin 12/12/20

Road: 27-17 over #9 Iowa State, 9/11/21

40-10 over #20 Northwestern, 10/17/15

10-6 over #18 Wisconsin, 10/3/15

Neutral: 49-24 over #22 USC, Holiday Bowl, 12/27/19

27-22 over #18 Mississippi State, Outback Bowl, 1/1/19

27-24 over #12 Missouri, Insight Bowl, 12/28/10

**TROPHY COLLECTION**

- The Hawkeyes is 2-0 in trophy games in 2023, winning 20-13 in an Iowa Corn Cy-Hawk Series matchup at Iowa State. Iowa has won seven of the last eight meetings against the Cyclones. The Hawkeyes won their second game with a 15-6 road win at Wisconsin, the first in Madison since 2015.
- Iowa went 3-2 in trophy games in 2022. The Hawkeyes fell 10-7 to Iowa State in their first trophy game -- the team's first loss to the Cyclones since 2014. Iowa reclaimed the Heartland Trophy on Nov. 12, downing Wisconsin, 24-10, in Kinnick Stadium, and defeated Minnesota for the eighth straight time, winning 13-10, to retain the Floyd of Rosedale trophy. Nebraska downed Iowa, 24-17, in the regular season finale to claim the Heroes Trophy for the first time since 2013.
- The Hawkeyes closed out the season with a 21-0 win to hoist the TransPerfect Music City Bowl trophy.
- Iowa is 30-9 in its last 39 trophy games (includes bowl games and conference championships). The Hawkeyes are 26-8 in their last 34 rivalry trophy games (Iowa State, Minnesota, Nebraska, Wisconsin).

| Trophy            | Opponent      | Date     | Result   | Streak     |
|-------------------|---------------|----------|----------|------------|
| Cy-Hawk           | at Iowa State | 9/9/23   | W, 20-13 | Iowa-1     |
| Heartland         | at Wisconsin  | 10/14/23 | W, 15-6  | Iowa-2     |
| Floyd of Rosedale | at Minnesota  | 11/19/22 | W, 13-10 | Iowa-8     |
| Heroes            | vs. Nebraska  | 11/25/22 | L, 17-24 | Nebraska-1 |

**BIG TEN PERFECTION**

University of Iowa head coach Kirk Ferentz has twice navigated the Big Ten regular season schedule with an undefeated record. The Hawkeyes were 8-0 in 2002 and shared the Big Ten championship with Ohio State. The Hawkeyes were 8-0 in 2015, winning the Big Ten West Division title.

• Since 1954, when the conference schedule expanded to seven games, only six Big Ten coaches, including Ferentz, have multiple undefeated Big Ten seasons.

| <b>Coach (School)</b>      | <b>Record</b> | <b>Year</b> |
|----------------------------|---------------|-------------|
| Duffy Daugherty (MSU)      | 7-0           | 1965        |
| Duffy Daugherty (MSU)      | 7-0           | 1966        |
| Kirk Ferentz (Iowa) 8-0    |               | 2002        |
| Kirk Ferentz (Iowa) 8-0    |               | 2015        |
| Woody Hayes (OSU)          | 7-0           | 1954        |
| Woody Hayes (OSU)          | 7-0           | 1957        |
| Woody Hayes (OSU)          | 7-0           | 1968        |
| Woody Hayes (OSU)          | 7-0           | 1970        |
| Woody Hayes (OSU)          | 8-0           | 1975        |
| Urban Meyer (OSU)          | 8-0           | 2012        |
| Urban Meyer (OSU)          | 8-0           | 2013        |
| Urban Meyer (OSU)          | 8-0           | 2014        |
| Bo Schembechler (Michigan) | 8-0           | 1971        |
| Bo Schembechler (Michigan) | 8-0           | 1980        |
| Bo Schembechler (Michigan) | 8-0           | 1989        |
| Jim Tressel (OSU)          | 8-0           | 2002        |
| Jim Tressel (OSU)          | 8-0           | 2006        |

**BIG TEN BOWL GAMES SINCE 2001**

• The Hawkeyes have been bowl eligible 22 times in the last 23 seasons, including 2023. Iowa accepted an invitation to the 2020 Music City Bowl, but the game was canceled due to the COVID-19 pandemic.

• Iowa head coach Kirk Ferentz won the 10th bowl game of his career in the Hawkeyes' 21-0 win over Kentucky in the 2022 TransPerfect Music City Bowl, tying Joe Paterno (10) for most bowl wins as a member of the Big Ten Conference. Ferentz has a 10-9 bowl record.

• Eighteen coaches have won 10 or more bowl games in their career. Among active coaches, only Nick Saban (18), Mack Brown (14), Kyle Whittingham (11), Mike Gundy (11) and Dabo Swinney (11) have more bowl wins than Ferentz.

• Since the 2001 season, only Ohio State (12) and Wisconsin (12) have more bowl wins (including FCS Playoffs and the BCS championship game), than Iowa. Iowa is 18-16-1 all-time in bowl games. The following are the records for Big Ten teams in bowl games since 2001:

| <b>Team</b>  | <b>Record</b> | <b>Pct.</b> | <b>Team</b> | <b>Record</b> | <b>Pct.</b> |
|--------------|---------------|-------------|-------------|---------------|-------------|
| Rutgers      | 6-4           | .600        | Penn State  | 9-9           | .500        |
| Maryland     | 7-5           | .583        | Nebraska    | 6-8           | .429        |
| Wisconsin    | 12-9          | .571        | Purdue      | 5-7           | .417        |
| Ohio State   | 12-10         | .545        | N'western   | 5-7           | .417        |
| Michigan St. | 8-7           | .533        | Illinois    | 2-5           | .286        |
| Minnesota    | 9-7           | .563        | Michigan    | 4-14          | .222        |
| <b>IOWA</b>  | <b>10-9</b>   | <b>.526</b> | Indiana     | 0-4           | .000        |

**HAWK TALK WITH KIRK FERENTZ**

Head coach Kirk Ferentz is featured on "Hawk Talk with Kirk Ferentz" each week during the regular season. The radio call-in show is hosted by Gary Dolphin, the play-by-play voice of the Iowa Hawkeyes. The show airs live each Wednesday from 6:30-8 p.m. (CT) from VUE Rooftop at the Hilton Garden Inn in Iowa City. Fans can attend shows in person, listen live on the Hawkeye Radio Network or watch on Iowa's official YouTube account or KCRG 9.2.

# HEAD COACH KIRK FERENTZ



Kirk Ferentz (pronounced FAIR-rintz, rhymes with parents) is in his 25th season as Moon Family Head Football Coach at Iowa. He is the dean of NCAA Division I football coaches and is Iowa's all-time winningest coach, surpassing Hayden Fry in 2019. His contract runs through the 2029 season.

- Named Big Ten Coach of the Year four times in his career (2002, 2004, 2009, 2015). Only Michigan's Bo Schembechler (6) has more conference coach of the year awards.
- Guided Iowa to Big Ten titles in 2002 and 2004, and Big Ten West Division titles in 2015 and 2021.
- Named Woody Hayes, Eddie Robinson, and Bobby Dodd Coach of the Year in 2015. Was a finalist for the Maxwell Football Club, Paul "Bear" Bryant

Coach of the Year award.

- Ferentz is fourth all-time with 192 overall wins as a member of the Big Ten. He has 118 Big Ten wins, which are the third-most all-time, trailing only Woody Hayes (153) and Bo Schembechler (143).
- Named the 2002 Associated Press and Walter Camp National Coach of the Year and AFCA Regional Coach of the Year.
- Iowa has made two BCS bowl appearances, including a 24-14 win in the 2010 FedEx Orange Bowl, and one CFP Bowl (2016).
- Iowa has played in 12 January bowl games with five January bowl victories (2004 Outback Bowl, 2005 Capital One Bowl, 2009 Outback Bowl, 2010 FedEx Orange Bowl, 2019 Outback Bowl).
- Iowa has posted a 183-95 (.653) overall mark and a 114-70 (.617) Big Ten record since 2001. Ferentz has placed in the top one-half of the conference 16 times, including Big Ten titles in 2002 and 2004, a second-place finish in 2009, and West Division titles in 2015 and 2021.
- At Iowa, Ferentz holds an overall record of 192-116 (.619) and a 118-84 (.581) mark in Big Ten games. He is Iowa's all-time winningest football coach with 192 wins. In 26 seasons as a college head coach, he holds a career mark of 203-137 (.594), giving him the fourth most wins among active head coaches.
- The only Division I head coach to coach three sons at the same college. Brian, an assistant coach since 2012 and Iowa's offensive coordinator, was a Hawkeye letterman from 2003-05. James was a three-year starter on the Hawkeye offensive line before graduating in May, 2013. Steve was a senior offensive lineman in 2016.
- James Ferentz is in his eighth NFL season as a member of the New England Patriots. Steve Ferentz is in his first season as a member of coaching staff at the University of South Dakota (outside linebackers coach).

## FERENTZ RECORD AT IOWA (25TH SEASON)

| YEAR           | OVERALL        | (PCT)       | BIG TEN       | (PCT)       | BOWL       |
|----------------|----------------|-------------|---------------|-------------|------------|
| 2023           | 6-1            | .857        | 2-1           | .750        | --         |
| 2022           | 8-5            | .583        | 5-4           | .616        | Music City |
| 2021           | 10-4           | .714        | 7-2           | .778        | Citrus     |
| 2020           | 6-2            | .750        | 6-2           | .750        | Music City |
| 2019           | 10-3           | .769        | 6-3           | .667        | Holiday    |
| 2018           | 9-4            | .692        | 5-4           | .556        | Outback    |
| 2017           | 8-5            | .615        | 4-5           | .444        | Pinstripe  |
| 2016           | 8-5            | .615        | 6-3           | .667        | Outback    |
| 2015           | 12-2           | .857        | 8-0           | 1.000       | Rose       |
| 2014           | 7-6            | .538        | 4-4           | .500        | TaxSlayer  |
| 2013           | 8-5            | .615        | 5-3           | .625        | Outback    |
| 2012           | 4-8            | .333        | 2-6           | .250        | --         |
| 2011           | 7-6            | .538        | 4-4           | .500        | Insight    |
| 2010           | 8-5            | .615        | 4-4           | .500        | Insight    |
| 2009           | 11-2           | .846        | 6-2           | .750        | Orange     |
| 2008           | 9-4            | .692        | 5-3           | .625        | Outback    |
| 2007           | 6-6            | .500        | 4-4           | .500        | --         |
| 2006           | 6-7            | .462        | 2-6           | .250        | Alamo      |
| 2005           | 7-5            | .583        | 5-3           | .625        | Outback    |
| 2004           | 10-2           | .833        | 7-1           | .875        | Citrus     |
| 2003           | 10-3           | .769        | 5-3           | .625        | Outback    |
| 2002           | 11-2           | .846        | 8-0           | 1.000       | Orange     |
| 2001           | 7-5            | .583        | 4-4           | .500        | Alamo      |
| 2000           | 3-9            | .250        | 3-5           | .375        | --         |
| 1999           | 1-10           | .091        | 0-8           | .000        | --         |
| <b>Overall</b> | <b>192-116</b> | <b>.619</b> | <b>118-84</b> | <b>.581</b> |            |

## OVERALL WINS (all games played as member of BIG)

| Coach, Team                  | Wins       | Seasons   | Years           |
|------------------------------|------------|-----------|-----------------|
| 1. Woody Hayes, OSU          | 205        | 28        | 1951-78         |
| 2. Amos Alonzo Stagg, CHI    | 199        | 37        | 1896-32         |
| 3. Bo Schembechler, MICH     | 194        | 21        | 1969-89         |
| <b>4. Kirk Ferentz, IOWA</b> | <b>192</b> | <b>24</b> | <b>1999-pr.</b> |
| 5. Joe Paterno, PSU          | 162        | 19        | 1993-11         |
| 6. Hayden Fry, IOWA          | 143        | 20        | 1979-98         |
| 7. Henry Williams, MINN      | 136        | 22        | 1900-21         |
| 8. Robert Zuppke, ILL        | 131        | 29        | 1913-41         |
| 9. Lloyd Carr, MICH          | 122        | 13        | 1995-07         |
| 10. Barry Alvarez, WIS       | 119        | 18        | 1990-05         |

## BIG TEN CONFERENCE WINS

| Coach, Team                  | Wins       | Seasons   | Years           |
|------------------------------|------------|-----------|-----------------|
| 1. Woody Hayes, OSU          | 153        | 28        | 1951-78         |
| 2. Bo Schembechler, MICH     | 143        | 21        | 1969-89         |
| <b>3. Kirk Ferentz, IOWA</b> | <b>118</b> | <b>24</b> | <b>1999-pr.</b> |
| 4. Amos Alonzo Stagg, CHI    | 115        | 37        | 1896-32         |
| 5. Hayden Fry, IOWA          | 96         | 20        | 1979-98         |
| 6. Joe Paterno, PSU          | 95         | 19        | 1993-11         |
| 7. Lloyd Carr, MICH          | 81         | 13        | 1995-07         |
| 8. Robert Zuppke, ILL        | 76         | 29        | 1913-41         |
| 9. Duffy Daugherty, MSU      | 72         | 19        | 1954-72         |
| 10. John Cooper              | 70         | 13        | 1988-00         |

## HAWKEYES UNDER FERENTZ

|   |         |
|---|---------|
| Overall.....                                      | 192-115 |
| vs. ranked teams.....                             | 33-51   |
| vs. unranked teams.....                           | 158-64  |
| vs. Big Ten teams.....                            | 118-85  |
| vs. Big Ten teams (home).....                     | 65-32   |
| vs. Big Ten teams (away).....                     | 53-51   |
| vs. Big Ten teams (neutral).....                  | 0-2     |
| When rushing for 150 yards or more.....           | 116-19  |
| When rushing for 200 yards or more.....           | 71-6    |
| When passing for 250 yards or more.....           | 48-26   |
| When passing for 300 yards or more.....           | 16-8    |
| When Iowa player rushes for 100 yards.....        | 104-25  |
| When opponent has 100-yard rusher.....            | 26-53   |
| When opponent has 300-yard passer.....            | 18-14   |
| When scoring 30 points or more.....               | 99-9    |
| When scoring 20 points or more.....               | 150-44  |
| When opponent scores 25 points or more.....       | 19-67   |
| When holding opponent to 10 pts or less.....      | 78-4    |
| When Iowa scores first.....                       | 146-37  |
| When Iowa leads at halftime.....                  | 155-29  |
| When Iowa trails at halftime.....                 | 28-83   |
| When game is tied at halftime.....                | 10-6    |
| When Iowa leads after 3 quarters.....             | 162-20  |
| When Iowa trails after 3 quarters.....            | 20-88   |
| When game is tied after 3 quarters.....           | 10-7    |
| Games decided by 10 points or less.....           | 66-59   |
| Games decided by 7 points or less.....            | 52-57   |
| Games decided by 3 points or less.....            | 23-37   |
| When Iowa has a positive turnover margin.....     | 121-25  |
| When opponent has a positive turnover margin..... | 26-60   |
| When the turnover margin is equal.....            | 41-27   |
| When returning a punt/kickoff for a score.....    | 15-6    |
| Overtime games.....                               | 7-5     |
| When temperature is 50 degrees or above.....      | 127-85  |
| When temperature is below 50 degrees.....         | 59-27   |
| When temperature is over 90 degrees.....          | 5-4     |
| When raining:.....                                | 16-11   |

# PHIL PARKER'S IOWA DEFENSE

- Phil Parker was named PFF's top defensive coordinator in college football in April, 2023.
- Since Parker took over as Iowa's defensive coordinator, Iowa is second in the Big Ten and fifth nationally in points (18.70), first in the Big Ten and fifth nationally in total offense (326.84) and the unit leads the nation in interceptions (176).
- Iowa's defense has allowed 400 yards or less in 21 straight games dating back to the 2021 season -- the longest active streak nationally.
- Iowa is 18-4 under Parker all-time when returning an interception for a touchdown.
- The Hawkeyes have top-six scoring defenses nationally in three of the past four years. The scoring defense has ranked in the top 20 in the nation in each of the last eight years.
- Iowa's 3.986 yards per play during the 2022 season were the lowest by any team at the FBS level since Florida State's 3.853 in 2012.
- In 2022, the Hawkeyes led FBS in points per drive (1.09), yards per pass attempt (5.3), yards per rush (2.8) and ranked second in FBS in points per game (13.3) and yards per game (270.8).
- Iowa's 270.8 yards per game surrendered was the fewest by an Iowa defense since 1981.
- The defense had a 79 percent stop rate -- drives that ended in punts, turnovers or turnovers on downs -- to lead the country.
- Iowa has 226 interceptions since the start of the 2009 season -- the most nationally in that span. The "BallHawks" had a school record 25 interceptions in 2021.
- A principle of Parker's defense is to limit explosive plays, forcing the offense to sustain a drive. Iowa surrendered just 15 explosive plays out of 883 defensive snaps over 13 games during the 2022 season.
- Iowa has had five players win the Big Ten Tatum-Woodson Defensive Back of the Year since 2012: Micah Hyde, 2012; Desmond King, 2015; Josh Jackson, 2017; Amani Hooker, 2018; Riley Moss, 2021).

## IOWA'S DEFENSE UNDER PHIL PARKER (AS DEF. COOR.)

| YEAR | SCORING DEFENSE | TOTAL DEFENSE | INTS.   |
|------|-----------------|---------------|---------|
| 2023 | 14.9 (10)       | 325.6 (27)    | 8 (17)  |
| 2022 | 13.3 (2)        | 270.8 (2)     | 15 (14) |
| 2021 | 19.2 (13)       | 328.9 (17)    | 25 (1)  |
| 2020 | 16.0 (6)        | 313.8 (8)     | 11 (23) |
| 2019 | 14.0 (5)        | 308.2 (12)    | 7 (25)  |
| 2018 | 17.8 (11)       | 293.6 (7)     | 20 (3)  |
| 2017 | 19.9 (17)       | 357.5 (36)    | 21 (1)  |
| 2016 | 18.8 (13)       | 351.2 (23)    | 9 (81)  |
| 2015 | 20.4 (19)       | 341.0 (22)    | 19 (10) |
| 2014 | 25.6 (50)       | 344.2 (22)    | 13 (38) |
| 2013 | 18.9 (9)        | 303.1 (6)     | 13 (53) |
| 2012 | 22.9 (33)       | 381.6 (49)    | 10 (75) |

(NCAA RANK)

## INTERCEPTIONS SINCE 2009

| Name               | INT | Yds.  |
|--------------------|-----|-------|
| 1. IOWA            | 226 | 3,213 |
| 2. Alabama         | 225 | 3,560 |
| 3. Oregon          | 224 | 3,232 |
| 4. Ohio State      | 218 | 3,085 |
| Clemson            | 218 | 3,036 |
| 6. San Diego State | 210 | 2,345 |
| 7. Louisiana Tech  | 205 | 3,196 |
| Boise State        | 205 | 2,555 |
| Houston            | 205 | 3,141 |
| 10. Oklahoma State | 204 | 2,642 |

## INTERCEPTIONS RETURNED FOR A TOUCHDOWN SINCE 2009

| Name                             | TDs |
|----------------------------------|-----|
| 1. Alabama                       | 36  |
| Louisiana Tech                   | 36  |
| 3. IOWA                          | 34  |
| Ohio State                       | 34  |
| 5. Utah                          | 33  |
| 6. TCU                           | 31  |
| 7. Florida                       | 29  |
| 8. Southern Miss                 | 28  |
| 9. Oregon/Mississippi State/MTSU | 27  |

## SCORING DEFENSE SINCE 2009

| Name          | G   | Pts.  | PPG.  |
|---------------|-----|-------|-------|
| 1. Alabama    | 201 | 3,042 | 15.13 |
| 2. Wisconsin  | 188 | 3,411 | 18.14 |
| 3. IOWA       | 185 | 3,461 | 18.71 |
| 4. Georgia    | 196 | 3,721 | 18.98 |
| 5. Clemson    | 199 | 3,796 | 19.08 |
| 6. Ohio State | 188 | 3,588 | 19.09 |
| 7. Penn State | 183 | 3,558 | 19.44 |
| 8. Michigan   | 182 | 3,774 | 20.74 |
| 9. LSU        | 188 | 3,907 | 20.78 |
| 10. Florida   | 186 | 3,877 | 20.84 |

## YARDS PER PLAY SINCE 2009

| Name              | Plays  | Yards  | Y/Play |
|-------------------|--------|--------|--------|
| 1. Alabama        | 12,857 | 57,414 | 4.47   |
| 2. Clemson        | 13,351 | 63,260 | 4.74   |
| 3. IOWA           | 12,636 | 60,556 | 4.79   |
| 4. Georgia        | 12,678 | 61,275 | 4.83   |
| 5. Pittsburgh     | 12,781 | 61,926 | 4.85   |
| Marshall          | 12,338 | 59,846 | 4.85   |
| 7. Wyoming        | 11,957 | 60,029 | 5.02   |
| Florida           | 12,087 | 60,731 | 5.02   |
| 9. Oklahoma       | 13,017 | 65,550 | 5.04   |
| 10. Florida State | 13,071 | 65,958 | 5.05   |

**ASSISTANT COACHES**



**BRIAN FERENTZ (FIELD)**  
OFFENSIVE COORDINATOR/QUARTERBACKS COACH

12th year at Iowa... seventh year as offensive coordinator... coached four years for the NFL's New England Patriots... Iowa football alum where he was a part of two Big Ten championship teams (2002, 2004).



**LADELL BETTS (FIELD)**  
RUNNING BACKS COACH

Third year at Iowa... Kaleb Johnson had a freshman record 779 rushing yards in 2022... coached 1,151 yard rusher Tyler Goodson in 2021... nine-year NFL veteran... Iowa alum, competing from 1998-2001... led team in rushing four straight seasons... second in school history with 3,686 rushing yards.



**PHIL PARKER (FIELD)**  
DEFENSIVE COORDINATOR/SECONDARY COACH

25th year at Iowa... member of Ferentz's original staff... 12th season as defensive coordinator... has coached five Tatum-Woodson Defensive Back of the Year honorees since 2012... his defense led nation with seven touchdowns in 2022... 226 interceptions since 2009.



**KELTON COPELAND (BOOTH)**  
WIDE RECEIVERS COACH

Seventh year at Iowa... three receivers have gone on to the NFL... played at Emporia State.



**LEVAR WOODS (FIELD)**  
SPECIAL TEAMS COORDINATOR

16th year at Iowa... seventh year as special teams coordinator... unit ranked in top three in Big Ten in punt and kickoff returns in 2022... seven-year NFL veteran... Iowa alum, lettering from 1998-2000... played under Hayden Fry and Kirk Ferentz.



**ABDUL HODGE (FIELD)**  
TIGHT ENDS/FULLBACKS COACH

Second year at Iowa... coached Sam LaPorta, who was named the 2022 Kwalick-Clark Big Ten Tight End of the Year... three-time All-Big Ten linebacker at Iowa... won two Big Ten titles and played in four January bowl games.



**GEORGE BARNETT (FIELD)**  
OFFENSIVE LINE COACH

Third year at Iowa... 20+ seasons of offensive line coaching experience... coached Tyler Linderbaum to consensus All-America honors in 2021.



**JAY NIEMANN (BOOTH)**  
ASST. DEFENSIVE LINE/ASST. DEF. RECRUITING COORD.

Fifth year at Iowa... sons Ben and Nick Niemann, both Iowa alums, are in the NFL.



**KELVIN BELL (FIELD)**  
DEFENSIVE LINE COACH

11th year at Iowa... fifth as Iowa's defensive line coach... Iowa had defensive lineman selected in top four rounds in three straight drafts (2019-21)... Lukas Van Ness was a first-round pick in 2023... Iowa alum.



**SETH WALLACE (FIELD)**  
ASST. DEFENSIVE COORDINATOR/LINEBACKERS COACH

13th year at Iowa... seventh year as assistant DC... coached linebacker Jack Campbell to consensus first-team All-America honors, Butkus Award, Campbell Trophy, Nagurski-Woodson Big Ten Player of the Year and Butkus-Fitzgerald Big Ten Linebacker of the Year in 2022.

**GRADUATE ASSISTANTS/ANALYSTS**

- Jon Budmayr, Senior Special Assistant to Head Coach
- Quincy Griffith, Graduate Assistant
- Kevin Johnson, Graduate Assistant
- Jack Koerner, Graduate Assistant
- Arash Asadi, Student Assistant
- Lucas Mitchell, Student Assistant

- Noah Shannon, Student Assistant
- Keller Chryst, Football Analyst
- Tyler Parker, Football Analyst
- Brock Shermann, Football Analyst
- Shane Viilo, Football Analyst

**IOWA PROGRAM NOTES**

- The Hawkeyes earned bowl eligibility in 21 of the last 22 seasons. Iowa is 10-9 in bowl games since 2001. Only Ohio State (12) and Wisconsin (12) have more bowl wins among Big Ten teams since 2001. The Hawkeyes are 18-16-1 in 35 bowl games. Iowa has won five January bowl games under Ferentz.
- Iowa is the only school to have two head football coaches since 1979. Hayden Fry took over prior to the 1979 season and coached through the 1998 season, posting a record of 143-89-6. Current coach Kirk Ferentz (192-116) replaced Fry and has completed 24 seasons. Ferentz also served as Iowa's offensive line coach from 1981-89 under Fry.
- Iowa won the Big Ten West Division title in 2021 and made its second appearance in the Big Ten Championship game. The Hawkeyes played in the Big Ten title game for the first time in program history on Dec. 5, 2015. Iowa earned Big Ten Conference championships in 2002 and 2004 and placed second in 2009. Iowa (8-0, 2002; 8-0, 2015) is one of three Big Ten teams to post a perfect mark in conference play since 1998 (BCS era), joining Michigan State (1) and Ohio State (5).
- Iowa has ranked in the top 10 in the final Associated Press and CNN/USA Today coaches polls five times since 2002, including a ranking of seventh in both polls at the conclusion of the 2009 season. Iowa ranked eighth in 2002, 2003 and 2004. The Hawkeyes finished 2015 ranked ninth in the AP Poll and 10th in the USA Today Coaches Poll. In the Big Ten, only Ohio State has more top 10 finishes since 2002.
- Since 1936 when the first AP Poll was released, Iowa has appeared in the poll 354 times, the fifth highest total in the Big Ten (Ohio State, Michigan, Wisconsin, and MSU). Iowa has been the top-ranked team in the country 11 times.
- Iowa set a school record with 12 wins in 2015. The Hawkeyes won 11 games in 2002 (11-2), and 2009 (11-2). In 2009, Iowa started 9-0 and won 10 regular season games for just the fourth time in school history.
- Iowa won 10 or more games in three consecutive years (2002-04) for the first time in school history.
- Kirk Ferentz has been named Big Ten Coach of the Year four times (2002, 2004, 2009, 2015) and was named National Coach of the Year in 2002 and 2015. Only Michigan's Bo Schembechler (6) has more conference coach of the year honors. Iowa's Hayden Fry and Penn State's Joe Paterno both won the award three times.
- Iowa has had 13 individual national award winners under head coach Kirk Ferentz. They include Brad Banks (2002 Davey O'Brien, Top Quarterback; 2002 Associated Press National Player of the Year); Dallas Clark (2002 Mackey, Top Tight End); Nate Kaeding (2002 Groza, Top Kicker); Robert Gallery (2003 Outland, Top Lineman); Shonn Greene (2008 Doak Walker, Top Running Back); Brandon Scherff (2014 Outland, Top Lineman), Desmond King (2015 Jim Thorpe), Josey Jewell (2017 Lott IMPACT), T.J. Hockenson (2018, Mackey, Top Tight End), Tyler Linderbaum, (Rimington, Top Center), Jack Campbell (Campbell Trophy, Butkus Award).
- Iowa's offensive line earned the Joe Moore Award in 2016, an honor bestowed upon the top offensive line unit in the country.
- Iowa has six unanimous consensus All-Americans since 2010, the third-most in the nation.
- Iowa's football record in the 2000 decade was 80-45 (.640), a record that ranks as the best decade in Iowa football history, based on total wins. Iowa posted a record of 77-40-4 (.652) during the 1980's and the Hawkeyes were 62-53-2 (.538) in the 1990's. Iowa was 81-49 (.623) from 2010-19.
- Iowa had 47 wins from 2015-19, the most of any five-year period in school history.

**IOWA FOOTBALL AND THE NFL**

- The Hawkeyes have had 213 former players in the NFL since 1999, Kirk Ferentz's first year as head coach (85 draft picks/128 free agents).
- Seventeen former Hawkeyes participated in the 2023 NFL Playoffs, a number that ranked eighth nationally among programs and former players. Just one Big Ten program (Ohio State) had more former players participating in the playoffs.
- Iowa and Florida lead all schools with five offensive tackles currently active in the NFL.
- Iowa is tied with Miami, Florida, Notre Dame, Penn State and Stanford with the most tight ends active in the NFL (4).
- At least one Iowa Hawkeye has been selected in every NFL Draft since 1978 (45 consecutive years).
- Iowa has had 13 First Round NFL Draft picks under head coach Kirk Ferentz.
- Iowa had two first round picks in the 2023 NFL Draft -- LB Lukas Van Ness (Packers) and LB Jack Campbell (Lions). It is the fourth time in program history Iowa has had two players selected in the first round.

- OT Tristan Wirfs and TEs George Kittle and T.J. Hockenson were both selected to the Pro Bowl in 2023. Wirfs and Kittle were Second Team NFL All-Pro selections.
- Two former Hawkeyes -- Jake Gervase and Alaric Jackson -- were members of the Los Angeles Rams' 2022 Super Bowl champion team.
- OT Tristan Wirfs earned first-team All-Pro and was a Pro Bowl selection in 2021.
- TE T.J. Hockenson (eighth overall, Detroit) and TE Noah Fant (20th overall, Denver) became the first tight ends from the same school to be drafted in the first round of a single NFL Draft (2019).
- OL Brandon Scherff (Washington) was named first-team All-Pro in 2020. TE T.J. Hockenson (Detroit), TE George Kittle (San Francisco) and Scherff (Washington) were named to the 2020 Pro Bowl.
- TE George Kittle (San Francisco) was a first-team All-Pro in 2019. OL Marshal Yanda (Baltimore) was named second-team All-Pro that same season.
- DB Desmond King (Los Angeles Chargers), LS Casey Kreiter (Denver), TE George Kittle (San Francisco), and OL Marshal Yanda (Baltimore) were named All-Pro in 2018.
- Over the past 23 years, 204-of-245 (83 percent) of Iowa's senior starters have been drafted in the NFL or signed NFL free agent contracts.
- Over the past 15 years, Iowa has had 57 NFL Draft picks, the third most in the Big Ten -- Ohio State (89), Michigan (72).
- Iowa has had 10 first round picks in the last 13 NFL drafts -- OL Bryan Bulaga, 2010; DE Adrian Clayborn, 2011; OL Riley Reiff, 2012; OL Brandon Scherff, 2015, TE T.J. Hockenson, TE Noah Fant, 2019; OL Tristan Wirfs, 2020; OL Tyler Linderbaum, 2022; LB Lukas Van Ness, 2023, LB Jack Campbell, 2023.
- Iowa had six players drafted in the 2012 NFL Draft, which tied for the most in the Big Ten and tied for fourth in the country.
- Former Hawkeye Marshal Yanda (Baltimore OL) was an eight-time Pro-Bowler (2011-16, 2018, 2019) and was named NFL All-Pro in 2011, 2012, 2014, 2015, 2016, 2018, 2019. He retired following the 2019 season.
- In NFL 2011 regular season statistics, former Hawkeye linebackers Chad Greenway (Minnesota) and Pat Angerer (Indianapolis) finished third and fourth, respectively, in tackles. Greenway was named to the Pro Bowl in 2012 and 2013.
- Three former Hawkeyes were involved in the 2012 Super Bowl. DB Tyler Sash played for the Super Bowl champion New York Giants, while LB Jeff Tarpinian was on the injured reserve roster of the New England Patriots. Former Iowa center Brian Ferentz, now is his 11th year on staff and sixth as Iowa's offensive coordinator, was New England's tight ends coach.
- Former Iowa DB Sean Considine and OL Marshal Yanda won Super Bowl rings with the 2012 Baltimore Ravens in the 2013 Super Bowl.
- Former Iowa LB James Morris (injured reserve) earned a Super Bowl ring with the New England Patriots in 2015. Former TE Tony Moeaki played for the Seattle Seahawks in the same game.
- Former center James Ferentz was a member of the 2016 Super Bowl champion Denver Broncos.
- Former DT Jonathan Babineaux played for the Atlanta Falcons in Super Bowl LI. Former DE Adrian Clayborn and former DB Charles Godfrey were on the Atlanta injured reserve roster.
- Former OL Cole Croston was on the New England Patriots roster in Super Bowl LII. Former C James Ferentz and WR Riley McCarron were on the Patriots practice squad.
- Former DL Adrian Clayborn (active), OL James Ferentz, WR Riley McCarron (injured reserve), and OL Cole Croston (practice squad) earned Super Bowl rings as members of the New England Patriots in Super Bowl LIII.
- Former LB Anthony Hitchens and LB Ben Niemann played for the Super Bowl champion Kansas City Chiefs in 2020. Former QB C.J. Beathard, TE George Kittle, and OL Ross Reynolds were on the NFC Champion San Francisco 49ers.
- Former OL Tristan Wirfs was the starting right tackle as a rookie for the 2021 Super Bowl champion Tampa Bay Buccaneers. Former DL Anthony Nelson was a reserve defensive end for the Bucs. Former LB Ben Niemann and LB Anthony Hitchens were on the AFC Champion Kansas City Chiefs.
- Entering the 2023 season, every Iowa senior starting tight end (17) under Kirk Ferentz has been drafted in the NFL or signed by an NFL team. The NFL has employed 19 Iowa tight ends since 1999 (12 drafted/7 free agents).
- All 11 members of Iowa's starting defensive unit in 2008 were either drafted or signed to NFL free agent contracts following the draft.



## 2023 IOWA FOOTBALL | OVERALL TEAM STATISTICS

### Team Statistics

|                                  | IOWA           | OPP            |
|----------------------------------|----------------|----------------|
| <b>Scoring</b>                   | <b>146</b>     | <b>104</b>     |
| Points per game                  | 20.9           | 14.9           |
| Points Off Turnovers             | 33             | 17             |
| <b>First Downs</b>               | <b>87</b>      | <b>133</b>     |
| Rushing                          | 40             | 58             |
| Passing                          | 36             | 67             |
| Penalty                          | 11             | 8              |
| <b>Rushing Yardage</b>           | <b>916</b>     | <b>891</b>     |
| Yards gained rushing             | 1124           | 1020           |
| Yards lost rushing               | 208            | 129            |
| Rushing attempts                 | 235            | 248            |
| Average per rush                 | 3.9            | 3.6            |
| Average per game                 | 130.9          | 127.3          |
| TDs Rushing                      | 7              | 1              |
| <b>Passing Yardage</b>           | <b>816</b>     | <b>1388</b>    |
| Comp-Att-Int                     | 73-160-5       | 165-284-8      |
| Average per pass                 | 5.1            | 4.9            |
| Average per catch                | 11.2           | 8.4            |
| Average per game                 | 116.6          | 198.3          |
| TDs Passing                      | 6              | 8              |
| <b>Total offense</b>             | <b>1732</b>    | <b>2279</b>    |
| Total plays                      | 395            | 532            |
| Average per play                 | 4.4            | 4.3            |
| Average per game                 | 247.4          | 325.6          |
| <b>Kick returns: #-Yards</b>     | <b>10-261</b>  | <b>5-88</b>    |
| <b>Punt returns: #-Yards</b>     | <b>19-221</b>  | <b>18-111</b>  |
| <b>Int returns: #-Yards</b>      | <b>8-77</b>    | <b>5-28</b>    |
| <b>Kick return average</b>       | <b>26.1</b>    | <b>17.6</b>    |
| <b>Punt return average</b>       | <b>11.6</b>    | <b>6.2</b>     |
| <b>Int return average</b>        | <b>9.6</b>     | <b>5.6</b>     |
| <b>Fumbles-Lost</b>              | <b>11-5</b>    | <b>10-3</b>    |
| <b>Penalties-Yards</b>           | <b>22-183</b>  | <b>47-411</b>  |
| Average per game                 | 26.1           | 58.7           |
| <b>Punts-Yards</b>               | <b>46-2212</b> | <b>43-1875</b> |
| Average per punt                 | 48.1           | 43.6           |
| Net punt average                 | 44.4           | 35.7           |
| <b>Kickoffs-Yards</b>            | <b>34-2188</b> | <b>28-1727</b> |
| Average per kick                 | 64.4           | 61.7           |
| Net kick average                 | 40.6           | 37.0           |
| <b>Time of possession / game</b> | <b>26:55</b>   | <b>33:05</b>   |
| <b>3rd-down conversion</b>       | <b>25/95</b>   | <b>40/122</b>  |
| 3rd-down pct                     | 26%            | 33%            |
| <b>4rd-down conversion</b>       | <b>2/4</b>     | <b>10/18</b>   |

## 2023 IOWA FOOTBALL | OVERALL TEAM STATISTICS

|                                    | IOWA                | OPP                |
|------------------------------------|---------------------|--------------------|
| 4rd-down pct                       | 50%                 | 56%                |
| <b>Sacks by-Yards</b>              | <b>10-66</b>        | <b>13-112</b>      |
| <b>Misc Yards</b>                  | <b>0</b>            | <b>0</b>           |
| <b>Touchdowns scored</b>           | <b>15</b>           | <b>10</b>          |
| <b>Field goals - attempts</b>      | <b>12-15</b>        | <b>11-15</b>       |
| <b>On-Side kicks</b>               | <b>0-0</b>          | <b>0-1</b>         |
| <b>Red-zone scores</b>             | <b>(17-18) 94%</b>  | <b>(12-18) 67%</b> |
| <b>Red-zone touchdowns</b>         | <b>(8-18) 44%</b>   | <b>(7-18) 39%</b>  |
| <b>PAT-attempts</b>                | <b>(14-14) 100%</b> | <b>(9-9) 100%</b>  |
| <b>2-point conversion-attempts</b> | <b>(1-1) 100%</b>   | <b>(1-1) 100%</b>  |
| <b>Attendance</b>                  | <b>277000</b>       | <b>248535</b>      |
| Games / Avg per game               | 4/69250             | 3/82845            |
| Neutral site games                 | -                   | 0/0                |

### Score by Periods

| Team      | 1st | 2nd | 3rd | 4th | OT | TOT |
|-----------|-----|-----|-----|-----|----|-----|
| Iowa      | 27  | 48  | 26  | 45  | 0  | 146 |
| Opponents | 13  | 29  | 30  | 32  | 0  | 104 |

## 2023 IOWA FOOTBALL | ALL-PURPOSE YARDS

### All Purpose

| Player                 | g        | rush       | rcv         | pr         | kr         | ir        | total       | avg/g        |
|------------------------|----------|------------|-------------|------------|------------|-----------|-------------|--------------|
| Leshon Williams        | 7        | 459        | 49          | 0          | 0          | 0         | 508         | 72.6         |
| Kaleb Johnson          | 4        | 260        | 17          | 0          | 77         | 0         | 354         | 88.5         |
| Erick All              | 7        | 0          | 299         | 0          | 0          | 0         | 299         | 42.7         |
| Cooper DeJean          | 7        | 0          | 0           | 221        | 0          | 41        | 262         | 37.4         |
| Kaden Wetjen           | 7        | 22         | 0           | 0          | 161        | 0         | 183         | 26.1         |
| Luke Lachey            | 3        | 0          | 131         | 0          | 0          | 0         | 131         | 43.7         |
| Seth Anderson          | 7        | 50         | 79          | 0          | 0          | 0         | 129         | 18.4         |
| Jaziun Patterson       | 4        | 104        | 19          | 0          | 0          | 0         | 123         | 30.8         |
| Kamari Moulton         | 3        | 93         | 0           | 0          | 0          | 0         | 93          | 31.0         |
| Nico Ragaini           | 7        | -5         | 83          | 0          | 0          | 0         | 78          | 11.1         |
| Diante Vines           | 7        | 0          | 63          | 0          | 0          | 0         | 63          | 9.0          |
| Steven Stilianos       | 7        | 0          | 54          | 0          | 0          | 0         | 54          | 7.7          |
| Sebastian Castro       | 7        | 0          | 0           | 0          | 0          | 36        | 36          | 5.1          |
| Terrell Washington Jr. | 3        | 34         | 0           | 0          | 0          | 0         | 34          | 11.3         |
| Max White              | 7        | 3          | 0           | 0          | 20         | 0         | 23          | 3.3          |
| Addison Ostrenga       | 5        | 0          | 19          | 0          | 0          | 0         | 19          | 3.8          |
| Kaleb Brown            | 6        | 8          | 0           | 0          | 0          | 0         | 8           | 1.3          |
| Karson Sharar          | 7        | 0          | 0           | 0          | 3          | 0         | 3           | 0.4          |
| Hayden Large           | 7        | 0          | 2           | 0          | 0          | 0         | 2           | 0.3          |
| Johnny Pascuzzi        | 4        | 0          | 1           | 0          | 0          | 0         | 1           | 0.3          |
| Cade McNamara          | 5        | -45        | 0           | 0          | 0          | 0         | -45         | -9.0         |
| Deacon Hill            | 6        | -53        | 0           | 0          | 0          | 0         | -53         | -8.8         |
| Team                   | 7        | -14        | 0           | 0          | 0          | 0         | -14         | -2.0         |
| <b>Total</b>           | <b>7</b> | <b>916</b> | <b>816</b>  | <b>221</b> | <b>261</b> | <b>77</b> | <b>2291</b> | <b>327.3</b> |
| <b>Opponents</b>       | <b>7</b> | <b>891</b> | <b>1388</b> | <b>111</b> | <b>88</b>  | <b>28</b> | <b>2506</b> | <b>358.0</b> |

## 2023 IOWA FOOTBALL | INDIVIDUAL STATISTICS

### Rushing

| Player                 | gp       | att        | gain        | loss       | net        | avg        | td       | lg        | avg/g        |
|------------------------|----------|------------|-------------|------------|------------|------------|----------|-----------|--------------|
| Leshon Williams        | 7        | 75         | 471         | 12         | 459        | 6.1        | 1        | 82        | 65.6         |
| Kaleb Johnson          | 4        | 68         | 285         | 25         | 260        | 3.8        | 2        | 67        | 65.0         |
| Jaziun Patterson       | 4        | 21         | 116         | 12         | 104        | 5.0        | 1        | 59        | 26.0         |
| Kamari Moulton         | 3        | 23         | 94          | 1          | 93         | 4.0        | 2        | 18        | 31.0         |
| Seth Anderson          | 7        | 3          | 50          | 0          | 50         | 16.7       | 0        | 30        | 7.1          |
| Terrell Washington Jr. | 3        | 7          | 34          | 0          | 34         | 4.9        | 0        | 9         | 11.3         |
| Kaden Wetjen           | 7        | 3          | 27          | 5          | 22         | 7.3        | 0        | 14        | 3.1          |
| Kaleb Brown            | 6        | 2          | 9           | 1          | 8          | 4.0        | 0        | 9         | 1.3          |
| Max White              | 7        | 3          | 5           | 2          | 3          | 1.0        | 1        | 3         | 0.4          |
| Nico Ragaini           | 7        | 1          | 0           | 5          | -5         | -5.0       | 0        | 0         | -0.7         |
| Cade McNamara          | 5        | 13         | 27          | 72         | -45        | -3.5       | 0        | 18        | -9.0         |
| Deacon Hill            | 6        | 9          | 6           | 59         | -53        | -5.9       | 0        | 4         | -8.8         |
| Team                   | 7        | 7          | 0           | 14         | -14        | -2.0       | 0        | 0         | -2.0         |
| <b>Total</b>           | <b>7</b> | <b>235</b> | <b>1124</b> | <b>208</b> | <b>916</b> | <b>3.9</b> | <b>7</b> | <b>82</b> | <b>130.9</b> |
| <b>Opponents</b>       | <b>7</b> | <b>248</b> | <b>1020</b> | <b>129</b> | <b>891</b> | <b>3.6</b> | <b>1</b> | <b>29</b> | <b>127.3</b> |

### Punt Returns

| Player                | no.       | yds        | avg         | td       | lg        |
|-----------------------|-----------|------------|-------------|----------|-----------|
| Cooper Dejean         | 17        | 221        | 13.0        | 1        | 70        |
| Brenden Deasfermandes | 1         | 0          | 0.0         | 0        | 0         |
| Deshaun Lee           | 1         | 0          | 0.0         | 0        | 0         |
| <b>Total</b>          | <b>19</b> | <b>221</b> | <b>11.6</b> | <b>1</b> | <b>70</b> |
| <b>Opponents</b>      | <b>18</b> | <b>111</b> | <b>6.2</b>  | <b>0</b> | <b>48</b> |

### Interceptions

| Player           | no.      | yds       | avg        | td       | lg        |
|------------------|----------|-----------|------------|----------|-----------|
| Sebastian Castro | 3        | 36        | 12.0       | 1        | 30        |
| Cooper Dejean    | 2        | 41        | 20.5       | 0        | 41        |
| Jermari Harris   | 1        | 0         | 0.0        | 0        | 0         |
| Jay Higgins      | 1        | 0         | 0.0        | 0        | 0         |
| Xavier Nwankpa   | 1        | 0         | 0.0        | 0        | 0         |
| <b>Total</b>     | <b>8</b> | <b>77</b> | <b>9.6</b> | <b>1</b> | <b>41</b> |
| <b>Opponents</b> | <b>5</b> | <b>28</b> | <b>5.6</b> | <b>0</b> | <b>26</b> |

### Passing

| Player           | gp       | effic        | comp-att-int     | pct         | yds         | td       | lg        | avg/g        |
|------------------|----------|--------------|------------------|-------------|-------------|----------|-----------|--------------|
| Cade McNamara    | 5        | 106.2        | 46-90-3          | 51.1        | 505         | 4        | 36        | 101.0        |
| Deacon Hill      | 6        | 79.6         | 27-70-2          | 38.6        | 311         | 2        | 33        | 51.8         |
| <b>Total</b>     | <b>7</b> | <b>94.6</b>  | <b>73-160-5</b>  | <b>45.6</b> | <b>816</b>  | <b>6</b> | <b>36</b> | <b>116.6</b> |
| <b>Opponents</b> | <b>7</b> | <b>102.8</b> | <b>165-284-8</b> | <b>58.1</b> | <b>1388</b> | <b>8</b> | <b>64</b> | <b>198.3</b> |

### Kick Returns

| Player           | no.       | yds        | avg         | td       | lg        |
|------------------|-----------|------------|-------------|----------|-----------|
| Kaden Wetjen     | 6         | 161        | 26.8        | 0        | 35        |
| Kaleb Johnson    | 2         | 77         | 38.5        | 0        | 54        |
| Max White        | 1         | 20         | 20.0        | 0        | 20        |
| Karson Sharar    | 1         | 3          | 3.0         | 0        | 3         |
| <b>Total</b>     | <b>10</b> | <b>261</b> | <b>26.1</b> | <b>0</b> | <b>54</b> |
| <b>Opponents</b> | <b>5</b>  | <b>88</b>  | <b>17.6</b> | <b>0</b> | <b>28</b> |

### Receiving

| Player           | gp       | no.        | yds         | avg         | td       | lg        | avg/g        |
|------------------|----------|------------|-------------|-------------|----------|-----------|--------------|
| Erick All        | 7        | 21         | 299         | 14.2        | 3        | 34        | 42.7         |
| Nico Ragaini     | 7        | 10         | 83          | 8.3         | 0        | 29        | 11.9         |
| Luke Lachey      | 3        | 10         | 131         | 13.1        | 0        | 35        | 43.7         |
| Leshon Williams  | 7        | 7          | 49          | 7.0         | 1        | 25        | 7.0          |
| Diante Vines     | 7        | 7          | 63          | 9.0         | 1        | 23        | 9.0          |
| Steven Stilianos | 7        | 5          | 54          | 10.8        | 0        | 21        | 7.7          |
| Seth Anderson    | 7        | 5          | 79          | 15.8        | 1        | 36        | 11.3         |
| Kaleb Johnson    | 4        | 2          | 17          | 8.5         | 0        | 13        | 4.3          |
| Addison Ostrenga | 5        | 2          | 19          | 9.5         | 0        | 10        | 3.8          |
| Jaziun Patterson | 4        | 2          | 19          | 9.5         | 0        | 18        | 4.8          |
| Johnny Pascuzzi  | 4        | 1          | 1           | 1.0         | 0        | 1         | 0.3          |
| Hayden Large     | 7        | 1          | 2           | 2.0         | 0        | 2         | 0.3          |
| <b>Total</b>     | <b>7</b> | <b>73</b>  | <b>816</b>  | <b>11.2</b> | <b>6</b> | <b>36</b> | <b>116.6</b> |
| <b>Opponents</b> | <b>7</b> | <b>165</b> | <b>1388</b> | <b>8.4</b>  | <b>8</b> | <b>64</b> | <b>198.3</b> |

### Fumble Returns

| Player           | no.      | yds       | avg        | td       | lg        |
|------------------|----------|-----------|------------|----------|-----------|
| Jay Higgins      | 1        | 0         | 0.0        | 0        | 0         |
| Ethan Hurkett    | 1        | 0         | 0.0        | 0        | 0         |
| Jeremiah Pittman | 1        | 0         | 0.0        | 0        | 0         |
| <b>Total</b>     | <b>3</b> | <b>0</b>  | <b>0.0</b> | <b>0</b> | <b>0</b>  |
| <b>Opponents</b> | <b>5</b> | <b>42</b> | <b>8.4</b> | <b>1</b> | <b>42</b> |

## 2023 IOWA FOOTBALL | INDIVIDUAL STATISTICS

### Scoring

| Player           | td        | fg           | PAT          |          |          |          |          |          | pts        |
|------------------|-----------|--------------|--------------|----------|----------|----------|----------|----------|------------|
|                  |           |              | kick         | rush     | rcv      | pass     | dxp      | saf      |            |
| Drew Stevens     | -         | 12-15        | 14-14        | -        | -        | -        | -        | -        | 50         |
| Erick All        | 3         | -            | -            | -        | 1        | -        | -        | -        | 20         |
| Leshon Williams  | 2         | -            | -            | -        | -        | -        | -        | -        | 12         |
| Kaleb Johnson    | 2         | -            | -            | -        | -        | -        | -        | -        | 12         |
| Kamari Moulton   | 2         | -            | -            | -        | -        | -        | -        | -        | 12         |
| Sebastian Castro | 1         | -            | -            | -        | -        | -        | -        | -        | 6          |
| Diante Vines     | 1         | -            | -            | -        | -        | -        | -        | -        | 6          |
| Seth Anderson    | 1         | -            | -            | -        | -        | -        | -        | -        | 6          |
| Cooper Dejean    | 1         | -            | -            | -        | -        | -        | -        | -        | 6          |
| Max White        | 1         | -            | -            | -        | -        | -        | -        | -        | 6          |
| Jaziun Patterson | 1         | -            | -            | -        | -        | -        | -        | -        | 6          |
| <b>Total</b>     | <b>15</b> | <b>12-15</b> | <b>14-14</b> | <b>0</b> | <b>1</b> | <b>1</b> | <b>0</b> | <b>2</b> | <b>146</b> |
| <b>Opponents</b> | <b>10</b> | <b>11-15</b> | <b>9-9</b>   | <b>0</b> | <b>1</b> | <b>1</b> | <b>0</b> | <b>0</b> | <b>104</b> |

### Field Goals

| Player           | fg           | pct.        | 01-19      | 20-29      | 30-39      | 40-49      | 50-99      | lg        | blk      |
|------------------|--------------|-------------|------------|------------|------------|------------|------------|-----------|----------|
| Drew Stevens     | 12-15        | 80.0        | 0-0        | 4-4        | 4-4        | 3-6        | 1-1        | 53        | 1        |
| <b>Opponents</b> | <b>11-15</b> | <b>73.3</b> | <b>0-0</b> | <b>1-1</b> | <b>4-5</b> | <b>4-6</b> | <b>2-3</b> | <b>58</b> | <b>1</b> |

### FG Sequence

| Team Name     | Iowa                | Opponents         |
|---------------|---------------------|-------------------|
| Iowa St.      | (28),(34)           | 36,(42),(46)      |
| Western Mich. | 41,(31)             | (27)              |
| Michigan St.  | (40),(53),(36),(34) | (31),(32),(58),50 |
| Purdue        | (27),49,(23),44     | 41                |
| Wisconsin     | (48),(40)           | (36),(52)         |
| Utah St.      | (),(20)             | (32),(45)         |
| Penn St.      |                     | (46),,43          |

Numbers in (parentheses) indicate field goal was made

### Total Offense

| Player                 | g        | plays      | rush       | pass        | total       | avg/g        |
|------------------------|----------|------------|------------|-------------|-------------|--------------|
| Cade McNamara          | 5        | 103        | -45        | 505         | 460         | 92.0         |
| Leshon Williams        | 7        | 75         | 459        | 0           | 459         | 65.6         |
| Kaleb Johnson          | 4        | 68         | 260        | 0           | 260         | 65.0         |
| Deacon Hill            | 6        | 79         | -53        | 311         | 258         | 43.0         |
| Jaziun Patterson       | 4        | 21         | 104        | 0           | 104         | 26.0         |
| Kamari Moulton         | 3        | 23         | 93         | 0           | 93          | 31.0         |
| Seth Anderson          | 7        | 3          | 50         | 0           | 50          | 7.1          |
| Terrell Washington Jr. | 3        | 7          | 34         | 0           | 34          | 11.3         |
| Kaden Wetjen           | 7        | 3          | 22         | 0           | 22          | 3.1          |
| Kaleb Brown            | 6        | 2          | 8          | 0           | 8           | 1.3          |
| Max White              | 7        | 3          | 3          | 0           | 3           | 0.4          |
| Nico Ragaini           | 7        | 1          | -5         | 0           | -5          | -0.7         |
| Team                   | 7        | 0          | -14        | 0           | -14         | -2.0         |
| <b>Total</b>           | <b>7</b> | <b>395</b> | <b>916</b> | <b>816</b>  | <b>1732</b> | <b>247.4</b> |
| <b>Opponents</b>       | <b>7</b> | <b>532</b> | <b>891</b> | <b>1388</b> | <b>2279</b> | <b>325.6</b> |

### Punting

| Player           | no.       | yds         | avg         | lg        | tb       | fc        | i20       | 50+       | blk      |
|------------------|-----------|-------------|-------------|-----------|----------|-----------|-----------|-----------|----------|
| Tory Taylor      | 45        | 2175        | 48.3        | 62        | 1        | 13        | 17        | 19        | 0        |
| Team             | 1         | 37          | 37.0        | 0         | 0        | 0         | 0         | 0         | 1        |
| <b>Total</b>     | <b>46</b> | <b>2212</b> | <b>48.1</b> | <b>62</b> | <b>1</b> | <b>13</b> | <b>17</b> | <b>19</b> | <b>1</b> |
| <b>Opponents</b> | <b>43</b> | <b>1875</b> | <b>43.6</b> | <b>67</b> | <b>6</b> | <b>7</b>  | <b>11</b> | <b>11</b> | <b>1</b> |

### Kickoffs

| Player           | no.       | yds         | avg         | tb        | ob       | retn      | net         | ydln      |
|------------------|-----------|-------------|-------------|-----------|----------|-----------|-------------|-----------|
| Drew Stevens     | 34        | 2188        | 64.4        | 28        | 0        |           |             |           |
| <b>Total</b>     | <b>34</b> | <b>2188</b> | <b>64.4</b> | <b>28</b> | <b>0</b> | <b>5</b>  | <b>40.6</b> | <b>24</b> |
| <b>Opponents</b> | <b>28</b> | <b>1727</b> | <b>61.7</b> | <b>13</b> | <b>1</b> | <b>10</b> | <b>37</b>   | <b>28</b> |

## 2023 IOWA FOOTBALL | TEAM DEFENSE

### Team Defense

| ##            | Player                 | gp       | Tackles    |            |            |               | Sacks        | Pass defense |           |           | Fumbles    |          | blkd     |          |
|---------------|------------------------|----------|------------|------------|------------|---------------|--------------|--------------|-----------|-----------|------------|----------|----------|----------|
|               |                        |          | ua         | a          | tot        | tfl/yds       |              | no-yds       | int-yds   | brup      | qbh        | fr-yds   | ff       | kick     |
| 34            | Jay Higgins            | 7        | 41         | 46         | 87         | .             | .            | 1-0          | 3         | 1         | 1-0        | 1        | .        | .        |
| 10            | Nick Jackson           | 7        | 24         | 35         | 59         | 4.5-10        | 1-0          | .            | 2         | 3         | .          | 2        | .        | .        |
| 30            | Quinn Schulte          | 7        | 28         | 12         | 40         | 2-9           | .            | .            | 1         | .         | .          | .        | .        | .        |
| 3             | Cooper DeJean          | 7        | 23         | 13         | 36         | 1.5-4         | .            | 2-41         | 3         | .         | .          | .        | .        | .        |
| 94            | Yahya Black            | 7        | 16         | 16         | 32         | 2-13          | 1-8          | .            | 2         | 2         | .          | 1        | .        | .        |
| 29            | Sebastian Castro       | 7        | 22         | 8          | 30         | 5-12          | .            | 3-36         | 3         | .         | .          | .        | .        | .        |
| 85            | Logan Lee              | 7        | 10         | 20         | 30         | 3.5-20        | 2-17         | .            | 2         | 1         | .          | .        | 1        | .        |
| 1             | Xavier Nwankpa         | 7        | 18         | 10         | 28         | 1-1           | .            | 1-0          | 2         | .         | .          | .        | .        | .        |
| 45            | Deontae Craig          | 7        | 8          | 20         | 28         | 3.5-18        | 2-15         | .            | 1         | 6         | .          | .        | .        | .        |
| 49            | Ethan Hurkett          | 7        | 14         | 14         | 28         | 3.5-6         | .            | .            | .         | 2         | 1-0        | .        | .        | .        |
| 13            | Joe Evans              | 7        | 12         | 12         | 24         | 6.5-30        | 2.5-17       | .            | 2         | 7         | .          | .        | .        | .        |
| 95            | Aaron Graves           | 7        | 8          | 13         | 21         | 3-21          | 1-8          | .            | .         | .         | .          | 1        | .        | .        |
| 37            | Kyler Fisher           | 7        | 14         | 5          | 19         | 2.5-5         | .            | .            | 1         | .         | .          | 1        | .        | .        |
| 8             | Deshaun Lee            | 5        | 8          | 7          | 15         | .             | .            | .            | 2         | .         | .          | .        | .        | .        |
| 27            | Jermari Harris         | 5        | 10         | 5          | 15         | .             | .            | 1-0          | 1         | .         | .          | .        | .        | .        |
| 43            | Karson Sharar          | 7        | 3          | 2          | 5          | 0.5-1         | .            | .            | .         | .         | .          | .        | .        | .        |
| 2             | TJ Hall                | 6        | 3          | 2          | 5          | .             | .            | .            | .         | .         | .          | .        | .        | .        |
| 4             | Koen Entringer         | 7        | 5          | .          | 5          | .             | .            | .            | .         | .         | .          | .        | .        | .        |
| 48            | Max Llewellyn          | 7        | 3          | 2          | 5          | 0.5-1         | 0.5-1        | .            | 1         | 1         | .          | .        | .        | .        |
| 55            | Jeremiah Pittman       | 6        | 3          | 2          | 5          | .             | .            | .            | .         | .         | 1-0        | .        | .        | .        |
| 16            | Jamison Heinz          | 4        | 3          | .          | 3          | .             | .            | .            | .         | .         | .          | .        | .        | .        |
| 17            | Brenden Deasfernaandes | 7        | 1          | 1          | 2          | 0.5-0         | .            | .            | .         | .         | .          | .        | .        | .        |
| 54            | Anterio Thompson       | 2        | 1          | .          | 1          | .             | .            | .            | .         | .         | .          | .        | 1        | .        |
| 39            | Luke Elkin             | 7        | .          | 1          | 1          | .             | .            | .            | .         | .         | .          | .        | .        | .        |
| 77            | Connor Colby           | 7        | 1          | .          | 1          | .             | .            | .            | .         | .         | .          | .        | .        | .        |
| 9             | Tory Taylor            | 7        | 1          | .          | 1          | .             | .            | .            | .         | .         | .          | .        | .        | .        |
| 12            | Jaxon Rexroth          | 7        | .          | 1          | 1          | .             | .            | .            | .         | .         | .          | .        | .        | .        |
| 90            | Brian Allen            | 3        | .          | 1          | 1          | .             | .            | .            | .         | 1         | .          | .        | .        | .        |
| 41            | Jaden Harrell          | 7        | 1          | .          | 1          | .             | .            | .            | .         | .         | .          | .        | .        | .        |
| <b>Totals</b> |                        | <b>7</b> | <b>281</b> | <b>248</b> | <b>529</b> | <b>40-151</b> | <b>10-66</b> | <b>8-77</b>  | <b>26</b> | <b>24</b> | <b>3-0</b> | <b>6</b> | <b>2</b> | <b>2</b> |
| Opponents     |                        | 7        | 230        | 140        | 370        | 42-174        | 13-112       | 5-28         | 24        | 16        | 5-42       | 7        | 2        | 0        |

## 2023 IOWA FOOTBALL | RED ZONE RESULTS

### Iowa Inside Opponent Red-Zone

| Date                           | Opponent      | Score   | Times     | Times     | Total     |          | Rush     | Pass     | FGs      | Failed to score inside RZ |          |          |          |          |          |
|--------------------------------|---------------|---------|-----------|-----------|-----------|----------|----------|----------|----------|---------------------------|----------|----------|----------|----------|----------|
|                                |               |         | In RZ     | Scored    | Pts       | TDs      | TDs      | TDs      | Made     | FGA                       | Down     | Int      | Fumb     | Half     | Game     |
| 09/02/2023                     | Utah St.      | W 24-14 | 4         | 3         | 17        | 2        | 1        | 1        | 1        | 1                         | 0        | 0        | 0        | 0        | 1        |
| 09/09/2023                     | at Iowa St.   | W 20-13 | 3         | 3         | 13        | 1        | 1        | 0        | 2        | 2                         | 0        | 0        | 0        | 0        |          |
| 09/16/2023                     | Western Mich. | W 41-10 | 5         | 5         | 32        | 4        | 3        | 1        | 1        | 1                         | 0        | 0        | 0        | 0        |          |
| 09/23/2023                     | at Penn St.   | L 0-31  | 0         | 0         | 0         | 0        | 0        | 0        | 0        | 0                         | 0        | 0        | 0        | 0        |          |
| 09/30/2023                     | Michigan St.  | W 26-16 | 3         | 3         | 13        | 1        | 0        | 1        | 2        | 2                         | 0        | 0        | 0        | 0        |          |
| 10/07/2023                     | Purdue        | W 20-14 | 2         | 2         | 6         | 0        | 0        | 0        | 2        | 2                         | 0        | 0        | 0        | 0        |          |
| 10/14/2023                     | at Wisconsin  | W 15-6  | 1         | 1         | 3         | 0        | 0        | 0        | 1        | 1                         | 0        | 0        | 0        | 0        |          |
| <b>Totals 17 of 18 (94.4%)</b> |               |         | <b>18</b> | <b>17</b> | <b>84</b> | <b>8</b> | <b>5</b> | <b>3</b> | <b>9</b> | <b>9</b>                  | <b>0</b> | <b>0</b> | <b>0</b> | <b>0</b> | <b>1</b> |

### Opponents Inside Iowa Red-Zone

| Date                           | Opponent      | Score   | Times     | Times     | Total     |          | Rush     | Pass     | FGs      | Failed to score inside RZ |          |          |          |          |          |
|--------------------------------|---------------|---------|-----------|-----------|-----------|----------|----------|----------|----------|---------------------------|----------|----------|----------|----------|----------|
|                                |               |         | In RZ     | Scored    | Pts       | TDs      | TDs      | TDs      | Made     | FGA                       | Down     | Int      | Fumb     | Half     | Game     |
| 09/02/2023                     | Utah St.      | W 24-14 | 3         | 2         | 11        | 1        | 0        | 1        | 1        | 1                         | 1        | 0        | 0        | 0        |          |
| 09/09/2023                     | Iowa St.      | W 20-13 | 2         | 1         | 7         | 1        | 0        | 1        | 0        | 1                         | 0        | 0        | 0        | 0        |          |
| 09/16/2023                     | Western Mich. | W 41-10 | 1         | 1         | 3         | 0        | 0        | 0        | 1        | 1                         | 0        | 0        | 0        | 0        |          |
| 09/23/2023                     | Penn St.      | L 0-31  | 5         | 4         | 28        | 4        | 0        | 4        | 0        | 1                         | 0        | 0        | 0        | 0        |          |
| 09/30/2023                     | Michigan St.  | W 26-16 | 3         | 2         | 6         | 0        | 0        | 0        | 2        | 2                         | 0        | 1        | 0        | 0        |          |
| 10/07/2023                     | Purdue        | W 20-14 | 2         | 1         | 7         | 1        | 1        | 0        | 0        | 1                         | 0        | 0        | 0        | 0        |          |
| 10/14/2023                     | Wisconsin     | W 15-6  | 2         | 1         | 3         | 0        | 0        | 0        | 1        | 1                         | 1        | 0        | 0        | 0        |          |
| <b>Totals 12 of 18 (66.7%)</b> |               |         | <b>18</b> | <b>12</b> | <b>65</b> | <b>7</b> | <b>1</b> | <b>6</b> | <b>5</b> | <b>8</b>                  | <b>2</b> | <b>1</b> | <b>0</b> | <b>0</b> | <b>0</b> |

**Team Results**

|   | Date       | Opponent     |   | Score | Att.   |
|---|------------|--------------|---|-------|--------|
| * | 09/23/2023 | at Penn St.  | L | 0-31  | 110830 |
| * | 09/30/2023 | Michigan St. | W | 26-16 | 69250  |
| * | 10/07/2023 | Purdue       | W | 20-14 | 69250  |
| * | 10/14/2023 | at Wisconsin | W | 15-6  | 76205  |

**Rushing**

| Player                 | gp       | att        | gain       | loss       | net        | avg        | td       | lg        | avg/g        |
|------------------------|----------|------------|------------|------------|------------|------------|----------|-----------|--------------|
| Leshon Williams        | 4        | 56         | 307        | 12         | 295        | 5.3        | 1        | 82        | 73.8         |
| Kaleb Johnson          | 2        | 34         | 179        | 10         | 169        | 5.0        | 1        | 67        | 84.5         |
| Kamari Moulton         | 2        | 15         | 44         | 1          | 43         | 2.9        | 0        | 7         | 21.5         |
| Seth Anderson          | 4        | 2          | 20         | 0          | 20         | 10.0       | 0        | 16        | 5.0          |
| Terrell Washington Jr. | 2        | 1          | 3          | 0          | 3          | 3.0        | 0        | 3         | 1.5          |
| Nico Ragaini           | 4        | 1          | 0          | 5          | -5         | -5.0       | 0        | 0         | -1.3         |
| Deacon Hill            | 4        | 9          | 6          | 59         | -53        | -5.9       | 0        | 4         | -13.3        |
| Team                   | 4        | 4          | 0          | 10         | -10        | -2.5       | 0        | 0         | -2.5         |
| <b>Total</b>           | <b>4</b> | <b>127</b> | <b>577</b> | <b>115</b> | <b>462</b> | <b>3.6</b> | <b>2</b> | <b>82</b> | <b>115.5</b> |
| <b>Opponents</b>       | <b>4</b> | <b>157</b> | <b>656</b> | <b>85</b>  | <b>571</b> | <b>3.6</b> | <b>1</b> | <b>19</b> | <b>142.8</b> |

**Passing**

| Player           | gp       | effic        | comp-att-int     | pct         | yds        | td       | lg        | avg/g        |
|------------------|----------|--------------|------------------|-------------|------------|----------|-----------|--------------|
| Deacon Hill      | 4        | 77.8         | 24-64-2          | 37.5        | 276        | 2        | 33        | 69.0         |
| Cade McNamara    | 2        | 81.0         | 8-19-0           | 42.1        | 88         | 0        | 23        | 44.0         |
| <b>Total</b>     | <b>4</b> | <b>78.5</b>  | <b>32-83-2</b>   | <b>38.6</b> | <b>364</b> | <b>2</b> | <b>33</b> | <b>91.0</b>  |
| <b>Opponents</b> | <b>4</b> | <b>102.8</b> | <b>103-174-6</b> | <b>59.2</b> | <b>850</b> | <b>5</b> | <b>43</b> | <b>212.5</b> |

**Receiving**

| Player           | gp       | no.        | yds        | avg         | td       | lg        | avg/g        |
|------------------|----------|------------|------------|-------------|----------|-----------|--------------|
| Erick All        | 4        | 14         | 218        | 15.6        | 2        | 33        | 54.5         |
| Nico Ragaini     | 4        | 5          | 35         | 7.0         | 0        | 14        | 8.8          |
| Diante Vines     | 4        | 4          | 49         | 12.3        | 0        | 23        | 12.3         |
| Steven Stilianos | 4        | 3          | 25         | 8.3         | 0        | 15        | 6.3          |
| Leshon Williams  | 4        | 2          | 8          | 4.0         | 0        | 5         | 2.0          |
| Kaleb Johnson    | 2        | 2          | 17         | 8.5         | 0        | 13        | 8.5          |
| Seth Anderson    | 4        | 1          | 11         | 11.0        | 0        | 11        | 2.8          |
| Johnny Pascuzzi  | 3        | 1          | 1          | 1.0         | 0        | 1         | 0.3          |
| <b>Total</b>     | <b>4</b> | <b>32</b>  | <b>364</b> | <b>11.4</b> | <b>2</b> | <b>33</b> | <b>91.0</b>  |
| <b>Opponents</b> | <b>4</b> | <b>103</b> | <b>850</b> | <b>8.3</b>  | <b>5</b> | <b>43</b> | <b>212.5</b> |

**Game Records**

| Record         | Overall | Home | Away | Neutral |
|----------------|---------|------|------|---------|
| ALL GAMES      | 3-1     | 2-0  | 1-1  | 0-0     |
| CONFERENCE     | 3-1     | 2-0  | 1-1  | 0-0     |
| NON-CONFERENCE | 0-0     | 0-0  | 0-0  | 0-0     |

**Team Statistics**

|                                    | IOWA              | OPP               |
|------------------------------------|-------------------|-------------------|
| <b>First Downs</b>                 | <b>41</b>         | <b>87</b>         |
| Rushing                            | 19                | 41                |
| Passing                            | 18                | 40                |
| Penalty                            | 4                 | 6                 |
| <b>Rushing Yardage</b>             | <b>462</b>        | <b>571</b>        |
| Rushing attempts                   | 127               | 157               |
| Average per rush                   | 3.6               | 3.6               |
| Average per game                   | 115.5             | 142.8             |
| TDs Rushing                        | 2                 | 1                 |
| <b>Passing Yardage</b>             | <b>364</b>        | <b>850</b>        |
| Comp-Att-Int                       | 32-83-2           | 103-174-6         |
| Average per pass                   | 4.4               | 4.9               |
| Average per catch                  | 11.4              | 8.3               |
| Average per game                   | 91.0              | 212.5             |
| TDs Passing                        | 2                 | 5                 |
| <b>Total offense</b>               | <b>826</b>        | <b>1421</b>       |
| Average per play                   | 3.9               | 4.3               |
| Average per game                   | 206.5             | 355.3             |
| <b>Kick returns: #-Yards</b>       | <b>4-81</b>       | <b>5-88</b>       |
| <b>Punt returns: #-Yards</b>       | <b>9-136</b>      | <b>13-93</b>      |
| <b>Int returns: #-Yards</b>        | <b>6-47</b>       | <b>2-28</b>       |
| <b>Fumbles-Lost</b>                | <b>8-5</b>        | <b>8-2</b>        |
| <b>Penalties-Yards</b>             | <b>14-128</b>     | <b>27-232</b>     |
| <b>Punts-Avg</b>                   | <b>29-49.6</b>    | <b>24-43.3</b>    |
| <b>Time of possession / game</b>   | <b>23:57</b>      | <b>36:03</b>      |
| <b>3rd-down conversion</b>         | <b>10/52</b>      | <b>23/71</b>      |
| <b>4rd-down conversion</b>         | <b>0/1</b>        | <b>8/12</b>       |
| <b>PAT-attempts</b>                | <b>(5-5) 100%</b> | <b>(7-7) 100%</b> |
| <b>2-point conversion-attempts</b> | <b>(0-0) 0%</b>   | <b>(0-0) 0%</b>   |

**Interceptions**

| Player           | no.      | yds       | avg         | td       | lg        |
|------------------|----------|-----------|-------------|----------|-----------|
| Sebastian Castro | 2        | 6         | 3.0         | 0        | 6         |
| Cooper Dejean    | 2        | 41        | 20.5        | 0        | 41        |
| Jermari Harris   | 1        | 0         | 0.0         | 0        | 0         |
| Jay Higgins      | 1        | 0         | 0.0         | 0        | 0         |
| <b>Total</b>     | <b>6</b> | <b>47</b> | <b>7.8</b>  | <b>0</b> | <b>41</b> |
| <b>Opponents</b> | <b>2</b> | <b>28</b> | <b>14.0</b> | <b>0</b> | <b>26</b> |

## 2023 IOWA FOOTBALL | BIG-ONLY STATS

### Field Goals

| Player           | fg         | pct.        | 01-19      | 20-29      | 30-39      | 40-49      | 50-99      | lg        | blk      |
|------------------|------------|-------------|------------|------------|------------|------------|------------|-----------|----------|
| Drew Stevens     | 8-10       | 80.0        | 0-0        | 2-2        | 2-2        | 3-5        | 1-1        | 53        | 1        |
| <b>Opponents</b> | <b>6-9</b> | <b>66.7</b> | <b>0-0</b> | <b>0-0</b> | <b>3-3</b> | <b>1-3</b> | <b>2-3</b> | <b>58</b> | <b>0</b> |

### Scoring

| Player           | td       | fg          | PAT        |          |          |          | dpx      | saf      | pts       |
|------------------|----------|-------------|------------|----------|----------|----------|----------|----------|-----------|
|                  |          |             | kick       | rush     | rcv      | pass     |          |          |           |
| Drew Stevens     | -        | 8-10        | 5-5        | -        | -        | -        | -        | -        | 29        |
| Erick All        | 2        | -           | -          | -        | -        | -        | -        | -        | 12        |
| Leshon Williams  | 1        | -           | -          | -        | -        | -        | -        | -        | 6         |
| Cooper Dejean    | 1        | -           | -          | -        | -        | -        | -        | -        | 6         |
| Kaleb Johnson    | 1        | -           | -          | -        | -        | -        | -        | -        | 6         |
| <b>Total</b>     | <b>5</b> | <b>8-10</b> | <b>5-5</b> | <b>0</b> | <b>0</b> | <b>0</b> | <b>0</b> | <b>1</b> | <b>61</b> |
| <b>Opponents</b> | <b>7</b> | <b>6-9</b>  | <b>7-7</b> | <b>0</b> | <b>0</b> | <b>0</b> | <b>0</b> | <b>0</b> | <b>67</b> |

### Score by Periods

| Team      | 1st | 2nd | 3rd | 4th | OT | TOT |
|-----------|-----|-----|-----|-----|----|-----|
| Iowa      | 10  | 17  | 6   | 28  | 0  | 61  |
| Opponents | 6   | 20  | 27  | 14  | 0  | 67  |

### Punting

| Player           | no.       | yds         | avg         | lg        | tb       | fc       | i20       | 50+       | blk      |
|------------------|-----------|-------------|-------------|-----------|----------|----------|-----------|-----------|----------|
| Tory Taylor      | 29        | 1438        | 49.6        | 62        | 0        | 9        | 12        | 13        | 0        |
| <b>Total</b>     | <b>29</b> | <b>1438</b> | <b>49.6</b> | <b>62</b> | <b>0</b> | <b>9</b> | <b>12</b> | <b>13</b> | <b>0</b> |
| <b>Opponents</b> | <b>24</b> | <b>1039</b> | <b>43.3</b> | <b>67</b> | <b>2</b> | <b>4</b> | <b>8</b>  | <b>6</b>  | <b>0</b> |

### Punt Returns

| Player                | no.       | yds        | avg         | td       | lg        |
|-----------------------|-----------|------------|-------------|----------|-----------|
| Cooper Dejean         | 8         | 136        | 17.0        | 1        | 70        |
| Brenden Deasfernandes | 1         | 0          | 0.0         | 0        | 0         |
| <b>Total</b>          | <b>9</b>  | <b>136</b> | <b>15.1</b> | <b>1</b> | <b>70</b> |
| <b>Opponents</b>      | <b>13</b> | <b>93</b>  | <b>7.2</b>  | <b>0</b> | <b>48</b> |

### Kick Returns

| Player           | no.      | yds       | avg         | td       | lg        |
|------------------|----------|-----------|-------------|----------|-----------|
| Kaden Wetjen     | 2        | 58        | 29.0        | 0        | 29        |
| Max White        | 1        | 20        | 20.0        | 0        | 20        |
| Karson Sharar    | 1        | 3         | 3.0         | 0        | 3         |
| <b>Total</b>     | <b>4</b> | <b>81</b> | <b>20.3</b> | <b>0</b> | <b>29</b> |
| <b>Opponents</b> | <b>5</b> | <b>88</b> | <b>17.6</b> | <b>0</b> | <b>28</b> |

### All Purpose

| Player                 | g        | rush       | rcv        | pr         | kr        | ir        | total       | avg/g        |
|------------------------|----------|------------|------------|------------|-----------|-----------|-------------|--------------|
| Leshon Williams        | 4        | 295        | 8          | 0          | 0         | 0         | 303         | 75.8         |
| Erick All              | 4        | 0          | 218        | 0          | 0         | 0         | 218         | 54.5         |
| Kaleb Johnson          | 2        | 169        | 17         | 0          | 0         | 0         | 186         | 93.0         |
| Cooper Dejean          | 4        | 0          | 0          | 136        | 0         | 41        | 177         | 44.3         |
| Kaden Wetjen           | 4        | 0          | 0          | 0          | 58        | 0         | 58          | 14.5         |
| Diante Vines           | 4        | 0          | 49         | 0          | 0         | 0         | 49          | 12.3         |
| Kamari Moulton         | 2        | 43         | 0          | 0          | 0         | 0         | 43          | 21.5         |
| Seth Anderson          | 4        | 20         | 11         | 0          | 0         | 0         | 31          | 7.8          |
| Nico Ragaini           | 4        | -5         | 35         | 0          | 0         | 0         | 30          | 7.5          |
| Steven Stillanos       | 4        | 0          | 25         | 0          | 0         | 0         | 25          | 6.3          |
| Max White              | 4        | 0          | 0          | 0          | 20        | 0         | 20          | 5.0          |
| Sebastian Castro       | 4        | 0          | 0          | 0          | 0         | 6         | 6           | 1.5          |
| Karson Sharar          | 4        | 0          | 0          | 0          | 3         | 0         | 3           | 0.8          |
| Terrell Washington Jr. | 2        | 3          | 0          | 0          | 0         | 0         | 3           | 1.5          |
| Johnny Pascuzzi        | 3        | 0          | 1          | 0          | 0         | 0         | 1           | 0.3          |
| Deacon Hill            | 4        | -53        | 0          | 0          | 0         | 0         | -53         | -13.3        |
| <b>Total</b>           | <b>4</b> | <b>462</b> | <b>364</b> | <b>136</b> | <b>81</b> | <b>47</b> | <b>1090</b> | <b>272.5</b> |
| <b>Opponents</b>       | <b>4</b> | <b>571</b> | <b>850</b> | <b>93</b>  | <b>88</b> | <b>28</b> | <b>1630</b> | <b>407.5</b> |

### Total Offense

| Player                 | g        | plays      | rush       | pass       | total       | avg/g        |
|------------------------|----------|------------|------------|------------|-------------|--------------|
| Leshon Williams        | 4        | 56         | 295        | 0          | 295         | 73.8         |
| Deacon Hill            | 4        | 73         | -53        | 276        | 223         | 55.8         |
| Kaleb Johnson          | 2        | 34         | 169        | 0          | 169         | 84.5         |
| Cade McNamara          | 2        | 24         | 0          | 88         | 88          | 44.0         |
| Kamari Moulton         | 2        | 15         | 43         | 0          | 43          | 21.5         |
| Seth Anderson          | 4        | 2          | 20         | 0          | 20          | 5.0          |
| Terrell Washington Jr. | 2        | 1          | 3          | 0          | 3           | 1.5          |
| Nico Ragaini           | 4        | 1          | -5         | 0          | -5          | -1.3         |
| <b>Total</b>           | <b>4</b> | <b>210</b> | <b>462</b> | <b>364</b> | <b>826</b>  | <b>206.5</b> |
| <b>Opponents</b>       | <b>4</b> | <b>331</b> | <b>571</b> | <b>850</b> | <b>1421</b> | <b>355.3</b> |



**2023 IOWA FOOTBALL | BIG-ONLY TEAM DEFENSE**

| ##            | Player                | gp       | Tackles    |            |            | tfl/yds       | Sacks<br>no-yds | Pass defense |           |           | Fumbles    |          | blkd     |          |
|---------------|-----------------------|----------|------------|------------|------------|---------------|-----------------|--------------|-----------|-----------|------------|----------|----------|----------|
|               |                       |          | ua         | a          | tot        |               |                 | int-yds      | brup      | qbh       | fr-yds     | ff       | kick     | saf      |
| 34            | Jay Higgins           | 4        | 23         | 32         | 55         | .             | .               | 1-0          | .         | .         | 1-0        | .        | .        | .        |
| 10            | Nick Jackson          | 4        | 16         | 20         | 36         | 3.5-10        | .               | .            | 1         | 2         | .          | 1        | .        | .        |
| 1             | Xavier Nwankpa        | 4        | 17         | 7          | 24         | 1-1           | .               | .            | 1         | .         | .          | .        | .        | .        |
| 30            | Quinn Schulte         | 4        | 17         | 6          | 23         | 1-8           | .               | .            | .         | .         | .          | .        | .        | .        |
| 45            | Deontae Craig         | 4        | 5          | 17         | 22         | 2.5-8         | 1-5             | .            | .         | 4         | .          | .        | .        | .        |
| 29            | Sebastian Castro      | 4        | 15         | 5          | 20         | 2-7           | .               | 2-6          | 2         | .         | .          | .        | .        | .        |
| 85            | Logan Lee             | 4        | 7          | 13         | 20         | 3.5-20        | 2-17            | .            | 2         | 1         | .          | .        | .        | .        |
| 94            | Yahya Black           | 4        | 12         | 8          | 20         | 2-13          | 1-8             | .            | 2         | 2         | .          | 1        | .        | .        |
| 49            | Ethan Hurkett         | 4        | 9          | 9          | 18         | 0.5-1         | .               | .            | .         | 1         | 1-0        | .        | .        | .        |
| 3             | Cooper DeJean         | 4        | 12         | 5          | 17         | 1-2           | .               | 2-41         | 2         | .         | .          | .        | .        | .        |
| 13            | Joe Evans             | 4        | 9          | 6          | 15         | 4.5-20        | 1.5-12          | .            | 1         | 3         | .          | .        | .        | .        |
| 27            | Jermari Harris        | 4        | 9          | 5          | 14         | .             | .               | 1-0          | 1         | .         | .          | .        | .        | .        |
| 37            | Kyler Fisher          | 4        | 10         | 3          | 13         | 2-3           | .               | .            | 1         | .         | .          | 1        | .        | .        |
| 95            | Aaron Graves          | 4        | 3          | 7          | 10         | 2-10          | 1-8             | .            | .         | .         | .          | 1        | .        | .        |
| 43            | Karson Sharar         | 4        | 3          | 1          | 4          | .             | .               | .            | .         | .         | .          | .        | .        | .        |
| 16            | Jamison Heinz         | 3        | 3          | .          | 3          | .             | .               | .            | .         | .         | .          | .        | .        | .        |
| 48            | Max Llewellyn         | 4        | 1          | 2          | 3          | 0.5-1         | 0.5-1           | .            | .         | .         | .          | .        | .        | .        |
| 55            | Jeremiah Pittman      | 3        | 1          | 1          | 2          | .             | .               | .            | .         | .         | .          | .        | .        | .        |
| 2             | TJ Hall               | 3        | 1          | 1          | 2          | .             | .               | .            | .         | .         | .          | .        | .        | .        |
| 9             | Tory Taylor           | 4        | 1          | .          | 1          | .             | .               | .            | .         | .         | .          | .        | .        | .        |
| 17            | Brenden Deasfernandes | 4        | 1          | .          | 1          | .             | .               | .            | .         | .         | .          | .        | .        | .        |
| 12            | Jaxon Rexroth         | 4        | .          | 1          | 1          | .             | .               | .            | .         | .         | .          | .        | .        | .        |
| 77            | Connor Colby          | 4        | 1          | .          | 1          | .             | .               | .            | .         | .         | .          | .        | .        | .        |
| 39            | Luke Elkin            | 4        | .          | 1          | 1          | .             | .               | .            | .         | .         | .          | .        | .        | .        |
| 4             | Koen Entringer        | 4        | 1          | .          | 1          | .             | .               | .            | .         | .         | .          | .        | .        | .        |
| 18            | Drew Stevens          | 4        | .          | .          | .          | .             | .               | .            | .         | .         | .          | .        | .        | .        |
| <b>Totals</b> |                       | <b>4</b> | <b>177</b> | <b>150</b> | <b>327</b> | <b>26-104</b> | <b>7-51</b>     | <b>6-47</b>  | <b>13</b> | <b>13</b> | <b>2-0</b> | <b>4</b> | <b>0</b> | <b>1</b> |
| Opponents     |                       | 4        | 118        | 70         | 188        | 22-85         | 7-58            | 2-28         | 12        | 10        | 5-42       | 5        | 1        | 0        |

## 2023 IOWA FOOTBALL | GAME-BY-GAME STATISTICS

| Game             | Score | First Downs | Rushing Att-Net | Pass. Yards | Passing Com.-Att.-Int | Total Offense | Punts-Avg. | Fum.-Lost | Pen. Yds. |
|------------------|-------|-------------|-----------------|-------------|-----------------------|---------------|------------|-----------|-----------|
| Utah State       | 14    | 19          | 24-116          | 213         | 32-48-1               | 329           | 6-44.3     | 0-0       | 10-91     |
| at Iowa          | 24    | 18          | 36-88           | 196         | 18-33-0               | 284           | 7-47.0     | 2-0       | 7-50      |
| Iowa             | 20    | 9           | 29-112          | 123         | 12-22-1               | 235           | 6-46.3     | 0-0       | 0-0       |
| at Iowa State    | 13    | 19          | 31-87           | 203         | 23-44-1               | 290           | 6-51.8     | 0-0       | 2-24      |
| Western Michigan | 10    | 8           | 36-117          | 122         | 7-18-0                | 239           | 8-37.4     | 2-1       | 8-64      |
| at Iowa          | 41    | 19          | 43-254          | 133         | 11-22-2               | 387           | 4-41.8     | 1-0       | 1-5       |
| Iowa             | 0     | 4           | 17-20           | 56          | 6-16-0                | 76            | 7-52.3     | 6-4       | 4-28      |
| at Penn State    | 31    | 28          | 57-215          | 182         | 26-40-0               | 397           | 4-37.8     | 1-0       | 4-45      |
| Michigan State   | 16    | 20          | 32-156          | 193         | 25-44-3               | 349           | 6-48.8     | 1-1       | 10-94     |
| at Iowa          | 26    | 15          | 27-61           | 161         | 14-32-1               | 222           | 7-48.9     | 1-1       | 3-25      |
| Purdue           | 14    | 21          | 40-96           | 247         | 25-40-2               | 343           | 7-41.3     | 2-0       | 6-45      |
| at Iowa          | 20    | 13          | 35-181          | 110         | 6-21-1                | 291           | 6-47.3     | 1-0       | 2-20      |
| Iowa             | 15    | 9           | 48-200          | 37          | 6-14-0                | 237           | 10-50.6    | 1-0       | 5-55      |
| at Wisconsin     | 6     | 18          | 28-96           | 228         | 27-50-1               | 324           | 8-42.9     | 4-1       | 7-48      |

## SPECIALTY STATISTICS

### **ON THE AVERAGE**

| DOWN        | PLAYS | YARDS | AVG. |
|-------------|-------|-------|------|
| First Down  | 166   | 832   | 5.0  |
| Second Down | 130   | 489   | 3.8  |
| Third Down  | 95    | 413   | 4.3  |
| Fourth Down | 4     | 0     | 0.0  |

### **IOWA BY QUARTERS**

| QUARTER | IOWA | OPPONENTS |
|---------|------|-----------|
| First   | 27   | 13        |
| Second  | 48   | 29        |
| Third   | 26   | 34        |
| Fourth  | 45   | 32        |
| OT      | -    | -         |

### **POINTS OFF TURNOVERS**

|          | T/O GAINED | PTS. SCORED |
|----------|------------|-------------|
| IOWA     | 11         | 33          |
| Opponent | 10         | 17          |

**INDIVIDUAL**

|                       |  |
|-----------------------|--|
| Points                | 14, Drew Stevens vs. Michigan State, 9/30/23         |
| Rushing Attempts      | 25, Leshon Williams at Wisconsin, 10/14/23           |
| Yards Rushing         | 174, Leshon Williams at Wisconsin, 10/14/23          |
| Pass Attempts         | 30 (17 comp.), Cade McNamara vs. Utah State, 9/2/23  |
| Pass Completions      | 17 (30 att.), Cade McNamara vs. Utah State, 9/2/23   |
| Yards Passing         | 191 (17-of-30), Cade McNamara vs. Utah State, 9/2/23 |
| Receptions            | 7, Luke Lachey vs. Utah State, 9/2/23                |
| Yards Receiving       | 97, Erick All vs. Purdue, 10/7/23                    |
| Yards Total Offense   | 182, Cade McNamara vs. Utah State, 9/2/23            |
| All-Purpose Yards     | 174, Leshon Williams at Wisconsin, 10/14/23          |
| Yards Punt Returns    | 77, Cooper DeJean vs. Western Michigan, 9/16/23      |
| Yards Kickoff Returns | 88, Kaden Wetjen vs. Western Michigan, 9/16/23       |
| Field Goals Made      | 4, Drew Stevens vs. Michigan State, 9/30/23          |
| Extra Points          | 4, Drew Stevens vs. Western Michigan, 9/16/23        |
| Interceptions         | 1, 8X, last Sebastian Castro at Wisconsin, 10/14/23  |
| Tackles               | 16, Jay Higgins vs. Utah State, 9/2/23               |
| Sacks                 | 2.0, Logan Lee vs. Purdue, 10/7/23                   |
| TFLs                  | 4.0, Joe Evans vs. Purdue, 10/7/23                   |

**TEAM OFFENSE (IOWA HIGHS)**

|                     |                                       |
|---------------------|---------------------------------------|
| Points              | 41 vs. Western Michigan, 9/16/23      |
| Rushing Attempts    | 48 at Wisconsin, 10/14/23             |
| Net Yards Rushing   | 254 vs. Western Michigan, 9/16/23     |
| Pass Attempts       | 33 (18 comp.) vs. Utah State, 9/2/23  |
| Pass Completions    | 18, vs. Utah State, 9/2/23            |
| Yards Passing       | 196 (18-of-33) vs. Utah State, 9/2/23 |
| Yards Total Offense | 387 vs. Western Michigan, 9/16/23     |
| Total Plays         | 69 vs. Utah State, 9/2/23             |
| First Downs         | 19 vs. Western Michigan, 9/16/23      |

**TEAM DEFENSE (OPPONENT LOWS)**

|                     |   |
|---------------------|---|
| Points              | 6, at Wisconsin, 10/14/23                   |
| Rushing Attempts    | 24 vs. Utah State, 9/2/23                   |
| Net Yards Rushing   | 87 at Iowa State, 9/9/23                    |
| Pass Attempts       | 18 (7 comp.) vs. Western Michigan, 9/16/23  |
| Pass Completions    | 7 (18 att.) vs. Western Michigan, 9/16/23   |
| Yards Passing       | 122 (7-of-18) vs. Western Michigan, 9/16/23 |
| Yards Total Offense | 239 vs. Western Michigan, 9/16/23           |
| Total Plays         | 54, vs. Western Michigan, 9/16/23           |
| First Downs         | 8, vs. Western Michigan, 9/16/23            |

**LONGEST PLAYS**

|                     |                        |   |
|---------------------|------------------------|---|
| Run                 | 82 (TD)                | Leshon Williams at Wisconsin, 10/14/23    |
| Reception           | 36                     | Seth Anderson vs. Utah State, 9/2/23      |
| Field Goal          | 53                     | Drew Stevens vs. Michigan State, 9/30/23  |
| Interception Return | 41                     | Cooper DeJean vs. Purdue, 10/7/23         |
| Fumble Return       | 0                      | Jay Higgins at Wisconsin, 10/14/23        |
| Punt Return         | 70 (TD)                | Cooper DeJean vs. Michigan State, 9/30/23 |
| Kickoff Return      | 54                     | Kaleb Johnson vs. Utah State, 9/2/23      |
| Scoring drive       | 90 (3 plays, 1:20, TD) | at Wisconsin, 10/14/23                    |
| Non-scoring drive   | 53 (6 plays, 2:48)     | vs. Purdue, 10/7/23                       |

## 2023 IOWA FOOTBALL | MISCELLANEOUS STATS

### CAREER 300-YARD PERFORMANCES

#### PASSING

##### CADE MCNAMARA (1)

| Date      | Opponent          | C-A   | Yds. | TD | INT |
|-----------|-------------------|-------|------|----|-----|
| *10/30/21 | at Michigan State | 28-44 | 383  | 2  | 1   |

\*at Michigan

### CAREER 100-YARD PERFORMANCES

#### RUSHING

##### KALEB JOHNSON (4)

| Date     | Opponent  | Att. | Yds. | TD |
|----------|-----------|------|------|----|
| 10/7/23  | Purdue    | 17   | 134  | 1  |
| 9/17/22  | Nevada    | 7    | 103  | 2  |
| 11/5/22  | at Purdue | 22   | 200  | 1  |
| 11/25/22 | Nebraska  | 16   | 109  | 1  |

##### LESHON WILLIAMS (1)

| Date     | Opponent         | Att. | Yds. | TD |
|----------|------------------|------|------|----|
| 9/16/23  | Western Michigan | 12   | 145  | 0  |
| 10/14/23 | at Wisconsin     | 25   | 174  | 1  |

#### RECEIVING

##### SETH ANDERSON (1)

| Date    | Opponent         | Rec. | Yds. | TD |
|---------|------------------|------|------|----|
| *9/3/22 | Western Carolina | 8    | 131  | 2  |

\*at Charleston Southern

### CAREER DOUBLE-DIGIT TACKLE GAMES

| Name          | 2020 | 2021 | 2022 | 2023 | TOTAL |
|---------------|------|------|------|------|-------|
| Nick Jackson  | *7   | *7   | *6   | 2    | 22    |
| Jay Higgins   | --   | --   | 1    | 5    | 6     |
| Cooper DeJean | --   | --   | 2    | 1    | 3     |
| Logan Lee     | --   | --   | --   | 1    | 1     |

\*at Virginia

### CAREER SACKS

| Name             | 2019 | 2020 | 2021 | 2022 | 2023 | TOTAL |
|------------------|------|------|------|------|------|-------|
| Joe Evans        | 4    | 1    | 7    | 6.5  | 2.5  | 21    |
| Nick Jackson     | *0.5 | *2.5 | *2.5 | *5   | 1    | 11.5  |
| Deontae Craig    | --   | --   | 1.5  | 6.5  | 2    | 10.0  |
| Logan Lee        | --   | --   | 3    | 3    | 2    | 8.0   |
| Noah Shannon     | --   | 0.5  | 2    | 2    | --   | 4.5   |
| Aaron Graves     | --   | --   | --   | 2.5  | 1    | 3.5   |
| Yahya Black      | --   | --   | --   | 1    | 1    | 2.0   |
| Ethan Hurkett    | --   | --   | --   | 1    | --   | 1.0   |
| Sebastian Castro | --   | --   | --   | 1    | --   | 1.0   |
| Max Llewellyn    | --   | --   | --   | --   | 0.5  | 0.5   |
| Jay Higgins      | --   | --   | --   | 0.5  | --   | 0.5   |
| Chris Reames     | --   | --   | --   | 0.5  | --   | 0.5   |

\*at Virginia

### CAREER TACKLES FOR LOSS

| Name                  | 2019 | 2020 | 2021 | 2022 | 2023 | TOTAL |
|-----------------------|------|------|------|------|------|-------|
| Joe Evans             | 4    | 2    | 7    | 8.5  | 6.5  | 28.0  |
| Nick Jackson          | *1   | *6   | *6   | *7   | 4.5  | 24.5  |
| Logan Lee             | --   | --   | 5    | 8    | 3.5  | 16.5  |
| Deontae Craig         | --   | --   | 3    | 10   | 3.5  | 16.5  |
| Noah Shannon          | --   | 0.5  | 2    | 8.5  | --   | 11.0  |
| Aaron Graves          | --   | --   | --   | 6    | 3    | 9.0   |
| Sebastian Castro      | --   | --   | --   | 3    | 5    | 8.0   |
| Ethan Hurkett         | --   | --   | 0.5  | 2    | 3.5  | 6.0   |
| Cooper DeJean         | --   | --   | --   | 3    | 1.5  | 4.5   |
| Yahya Black           | --   | 0.5  | --   | 1.5  | 2.0  | 4.0   |
| Quinn Schulte         | --   | --   | --   | 0.5  | 2    | 2.5   |
| Kyler Fisher          | --   | --   | --   | --   | 2.5  | 2.5   |
| Jermari Harris        | --   | --   | 1.5  | --   | --   | 1.5   |
| Jay Higgins           | --   | --   | --   | 1.5  | --   | 1.5   |
| Max Llewellyn         | --   | --   | --   | 0.5  | 0.5  | 1.0   |
| Xavier Nwankpa        | --   | --   | --   | --   | 1    | 1.0   |
| Jeremiah Pittman      | --   | --   | --   | 1    | --   | 1.0   |
| Chris Reames          | --   | --   | --   | 1    | --   | 1.0   |
| Karson Sharar         | --   | --   | --   | --   | 0.5  | 0.5   |
| Brenden Deasfernandes | --   | --   | --   | --   | 0.5  | 0.5   |

\*at Virginia

### CAREER INTERCEPTIONS

| Name             | 2019 | 2020 | 2021 | 2022 | 2023 | TOTAL |
|------------------|------|------|------|------|------|-------|
| Cooper DeJean    | --   | --   | --   | 5    | 2    | 7     |
| Jermari Harris   | --   | --   | 4    | --   | 1    | 5     |
| Sebastian Castro | --   | --   | --   | --   | 3    | 3     |
| Quinn Schulte    | --   | --   | 1    | 1    | --   | 2     |
| Xavier Nwankpa   | --   | --   | --   | 1    | 1    | 2     |
| Jay Higgins      | --   | --   | --   | --   | 1    | 1     |

**IOWA HAD...**

**RUSHING**

30 attempts \_\_\_\_\_ 30, Tyler Goodson vs. Nebraska, 11/27/20  
**20 attempts** \_\_\_\_\_ **25, Leshon Williams at Wisconsin, 10/14/23**  
**100 yards** \_\_\_\_\_ **174, Leshon Williams at Wisconsin, 10/14/23**  
 200 yards \_\_\_\_\_ 200, Kaleb Johnson at Purdue, 11/5/22  
 Team 400 yards \_\_\_\_\_ 408 vs. Tulsa, 9/13/97  
 3 TDs \_\_\_\_\_ Tyler Goodson vs. Kent State, 9/18/21  
 4 TDs \_\_\_\_\_ Akrum Wadley at Northwestern, 10/17/15  
**50+ yard rush** \_\_\_\_\_ **82, Leshon Williams at Wisconsin, 10/14/23**  
**75+ yard rush** \_\_\_\_\_ **82, Leshon Williams at Wisconsin, 10/14/23**  
 2 100-yard performances \_\_\_\_\_ 158, LeShun Daniels vs. Nebraska, 11/25/16  
 (same game) \_\_\_\_\_ 105, Akrum Wadley vs. Nebraska, 11/25/16  
 Four consecutive 100-yard games \_\_\_\_\_ Mark Weisman, 2012 (UNI, CMU, MINN, MSU)

**PASSING**

**30-39 attempts** \_\_\_\_\_ **30, Cade McNamara vs. Utah State, 9/2/23**  
 40-49 attempts \_\_\_\_\_ 43, Nate Stanley vs. Penn State, 10/12/19  
 50 attempts \_\_\_\_\_ 56, Jake Rudock at Maryland, 10/18/14  
 30-39 completions \_\_\_\_\_ 32, Jake Rudock at Maryland, 10/18/14  
 300 yards \_\_\_\_\_ 308, Nate Stanley vs. Illinois, 11/23/19  
 400 yards \_\_\_\_\_ 426, Scott Mullen vs. Indiana, 10/23/99  
 Team 400 yards \_\_\_\_\_ 426 vs. Indiana, 10/23/99  
 75+ yard completion \_\_\_\_\_ 75, Nate Stanley at Wisconsin, 11/9/19  
 3 TDs \_\_\_\_\_ Spencer Petras at Maryland, 10/1/21  
 4 TDs \_\_\_\_\_ Nate Stanley (6) at Indiana, 10/13/18  
 5 TDs \_\_\_\_\_ Nate Stanley (6) at Indiana, 10/13/18  
 6 TDs \_\_\_\_\_ Nate Stanley at Indiana, 10/13/18  
 4 interceptions \_\_\_\_\_ Spencer Petras vs. Purdue, 10/16/21  
 5 interceptions \_\_\_\_\_ Ricky Stanzi vs. Indiana, 10/31/09

**RECEIVING**

10+ receptions \_\_\_\_\_ 13, Kevin Kasper at Ohio State, 10/30/99  
 150 yards \_\_\_\_\_ 151, Marvin McNutt at Purdue, 11/19/11  
 200 yards \_\_\_\_\_ 233, Deven Harberts at Indiana, 10/29/88  
 75+ yard reception \_\_\_\_\_ 75, Tyrone Tracy, Jr., at Wisconsin, 11/9/19  
 2 100-yard performances \_\_\_\_\_ 4-107-2 TD, T.J. Hockenson at Indiana, 10/13/18  
 (same game) \_\_\_\_\_ 4-101-TD, Noah Fant at Indiana, 10/13/18  
 3 TDs \_\_\_\_\_ Marvin McNutt vs. Indiana, 10/22/11  
 4 TDs \_\_\_\_\_ Ed Hinkel vs. Minnesota, 11/19/05  
 10 or more receivers catch a pass \_\_\_\_\_ 12 at Maryland, 10/1/21

**DEFENSIVE**

**15+ tackles** \_\_\_\_\_ **18, Jay Higgins at Penn State, 9/23/23**  
 3.0+ sacks \_\_\_\_\_ 3.0, Zach VanValkenburg at Minnesota, 11/13/20  
 3.0+ TFL \_\_\_\_\_ **4.5, Joe Evans vs. Purdue, 10/7/23**  
 4.0+ TFL \_\_\_\_\_ **4.5, Joe Evans vs. Purdue, 10/7/23**  
 3+ players with 10+ tackles \_\_\_\_\_ Campbell (17), Hankins (10), VanValkenburg (10), vs. Minnesota, 11/13/21  
**Had 6+ sacks** \_\_\_\_\_ **6 vs. Purdue, 10/7/23**  
**Had 12+ TFL** \_\_\_\_\_ **12 vs. Purdue, 10/7/23**  
 Intercepted 5+ passes \_\_\_\_\_ 6 at Maryland, 10/1/21  
 Forced 6+ turnovers \_\_\_\_\_ 7 (6 INT, 1 Fumble), at Maryland, 10/1/21  
 Held under 75 yards rushing \_\_\_\_\_ 32-68 yards, vs. Kentucky, 12/31/22  
 Held under 100 yards passing \_\_\_\_\_ 87, at Minnesota, 11/19/22  
 Under 200 yards total offense \_\_\_\_\_ 185, vs. Kentucky, 12/31/22  
**Safety scored** \_\_\_\_\_ **Y. Black (sack/forced fumble at Wisconsin, 10/14/23)**  
 Forced 2+ safeties \_\_\_\_\_ vs. South Dakota State, 9/3/22

**FIELD GOALS**

**50 yards** \_\_\_\_\_ **53, Drew Stevens vs. Michigan State, 9/30/23**  
 Made multiple from 50 yards \_\_\_\_\_ 51, 58, 51, Tim Douglas at Illinois, 9/26/98  
 4 FG made \_\_\_\_\_ Drew Stevens vs. Michigan State, 9/30/23  
 5 FG made \_\_\_\_\_ Kyle Schlicher at Minnesota, 11/13/04

**TOUCHDOWN RETURNS (Yardage)**

Kickoff \_\_\_\_\_ 100 yards, Charlie Jones vs. Illinois, 11/20/21  
 Game-opening kickoff \_\_\_\_\_ 100 yards, C.J. Jones vs. USC, 1/2/03  
**Punt** \_\_\_\_\_ **70 yards on PR, Cooper DeJean vs. Michigan State, 9/30/23**  
 Punt (after block) \_\_\_\_\_ Paki O'Meara vs. Eastern Illinois, 9/4/10  
 Two Punts \_\_\_\_\_ 83 yards, 63 yards, Kevonte Martin-Manley, vs. Western Michigan, 9/21/13  
**Interception** \_\_\_\_\_ **30 yards, Sebastian Castro at Iowa State, 9/9/23**  
 2 Interceptions returned for TD (Ind.) \_\_\_\_\_ 30, 55 yards, Riley Moss vs. Indiana (9/4/21)  
 2 interceptions returned for TD (team) \_\_\_\_\_  
 \_\_\_\_\_ Xavier Nwankpa (52), Cooper DeJean (14) vs. Kentucky, 12/31/22  
 Fumble \_\_\_\_\_ 11, Joe Evans at Ohio State, 10/22/22  
 Blocked Field Goal \_\_\_\_\_ Logan Lee vs. Minnesota, 11/13/21  
 Blocked PAT \_\_\_\_\_ 99 yards, D.J. Johnson at Penn State, 9/28/02

**TEAM**

Shut out opponent at Kinnick Stadium \_\_\_\_\_ 27-0, vs. Nevada, 9/17/22  
 Shut out opponent on the road \_\_\_\_\_ 21-0, vs. Kentucky, 12/31/22  
 Shut out back-to-back opponents \_\_\_\_\_ 1953, Purdue (26-0) & Minnesota (27-0)  
 Won in overtime \_\_\_\_\_ 44-41 (OT), at Iowa State, 9/9/17  
**Blocked a punt** \_\_\_\_\_ **Anterio Thompson vs. Western Michigan, 9/16/23**  
 Blocked two punts \_\_\_\_\_ Lukas Van Ness vs. Iowa State, 9/10/22  
 Punt blocked and returned for TD \_\_\_\_\_ Henry Marchese (block), Tyler Fisher (TD), at Nebraska, 11/26/21  
**Blocked a field goal** \_\_\_\_\_ **Logan Lee at Iowa State, 9/9/23**  
 Blocked a PAT \_\_\_\_\_ D.J. Johnson at Penn State, 9/28/02  
 Did not punt \_\_\_\_\_ vs. Akron, 8/31/02  
**Recovered an onside kick** \_\_\_\_\_ **fourth quarter vs. Utah State, 9/2/23**  
**Scored a safety:** \_\_\_\_\_ **4th Quarter at Wisconsin, 10/14/23**  
**Scored a 2-point conversion** \_\_\_\_\_ **All from McNamara vs. Western Michigan, 9/16/23**  
 Game-winning field goal \_\_\_\_\_ Keith Duncan, 48 yards (0:01), at Nebraska, 11/29/19  
**Did not commit a penalty** \_\_\_\_\_ **at Iowa State, 9/9/23**  
 Did not score an offensive TD and won \_\_\_\_\_ vs. South Dakota State, 9/3/22  
 Scored 50 points \_\_\_\_\_ 51, at Maryland, 10/1/21  
 Scored 60 points \_\_\_\_\_ 63, at Illinois, 10/17/18  
 600 yards of total offense \_\_\_\_\_ 644, vs. Middle Tennessee State, 9/28/19  
 Scored on first play of game \_\_\_\_\_ Amani Hooker (30-yd. INT return), vs. Ohio State, 11/4/17  
 Scored 3 or more non-offensive TDs \_\_\_\_\_ (2 punts, 2 INTs), vs. Western Michigan, 9/21/13  
 Rallied from 20+ points to win \_\_\_\_\_ Pittsburgh (down 21, won 31-27)

**AN OPPONENT HAD...**

**RUSHING**

30+ attempts \_\_\_\_\_ 39, Mohamed Ibrahim at Minnesota, 11/19/22  
 200 yards \_\_\_\_\_ 39-263, Mohamed Ibrahim at Minnesota, 11/19/22  
 Team 400+ yards \_\_\_\_\_ 433, at Indiana, 9/30/00  
 3 TDs \_\_\_\_\_ Devin Gardner at Michigan, 11/17/12  
 2 100-yard performances \_\_\_\_\_ 149, Carlos Hyde at Ohio State, 10/19/13  
 (same game) \_\_\_\_\_ 102, Braxton Miller at Ohio State, 10/19/13

**PASSING**

40-49 attempts \_\_\_\_\_ 40, Hudson Card vs. Purdue, 10/7/23  
 50 attempts \_\_\_\_\_ 50, Aidan O'Connell at Purdue, 10/24/20  
 30-39 completions \_\_\_\_\_ 32, Cooper Legas vs. Utah State, 9/2/23  
 300 yards \_\_\_\_\_ 300, Evan Simon at Rutgers, 9/24/22  
 Team 400 yards \_\_\_\_\_ 458, at Purdue, 10/15/16  
 4 TDs \_\_\_\_\_ Drew Allar at Penn State, 9/23/23

**RECEIVING**

10+ receptions \_\_\_\_\_ 12, Terrell Vaughn vs. Utah State, 9/2/23  
 200+ yards \_\_\_\_\_ 240, David Bell vs. Purdue, 10/16/21  
 175-199 yards \_\_\_\_\_ 197, David Bell vs. Purdue, 10/19/19  
 150-174 yards \_\_\_\_\_ 165, Trey Palmer vs. Nebraska, 11/25/22  
 2 TDs \_\_\_\_\_ Trey Palmer vs. Nebraska, 11/25/22  
 3 TDs \_\_\_\_\_ David Bell at Purdue, 10/24/20  
 2 100-yard performances \_\_\_\_\_ 106, K.J. Maye vs. Minnesota, 11/14/15  
 (same game) \_\_\_\_\_ 105, Brandon Lingen vs. Minnesota, 11/14/15  
 10 or more receivers catch a pass \_\_\_\_\_ 12, vs. Michigan, 12/4/21

**DEFENSIVE**

3+ players with 10+ tackles \_\_\_\_\_ Bergin (12), Fisher (11), Gallagher (11), vs. Northwestern, 10/31/20  
 Had 6+ sacks \_\_\_\_\_ 6, vs. Wisconsin, 11/12/22  
 Intercepted 5+ passes \_\_\_\_\_ 5, vs. Indiana, 10/31/09  
 Forced 6+ turnovers \_\_\_\_\_ 6 (3 INT, 3 Fumbles), at Ohio State, 10/22/22  
**Held Iowa under 75 yards rushing \_\_\_\_\_ 27-61 yards vs. Michigan State, 9/30/23**  
**Held Iowa under 100 yards passing \_\_\_\_\_ 37, at Wisconsin, 10/14/23**  
**Held Iowa under 200 yards total offense \_\_\_\_\_ 76, at Penn State, 9/23/23**  
 Safety scored \_\_\_\_\_ Shareef Miller (TFL) against Akrum Wadley, vs. Penn State, 9/23/17

**FIELD GOALS**

50+ yards \_\_\_\_\_ 52, Nathaniel Vakos at Wisconsin, 10/14/23  
 4 FG made \_\_\_\_\_ Noah Ruggles at Ohio State, 10/22/22  
 3 FG made \_\_\_\_\_ Jonathon Kim (3) vs. Michigan State, 9/30/23

**TOUCHDOWN RETURNS**

Kickoff \_\_\_\_\_ 100 yards, Will Likely vs. Maryland, 10/31/15  
 Punt \_\_\_\_\_ 63 yards, Christian McCaffrey vs. Stanford, 1/1/16  
 Punt (after block) \_\_\_\_\_ 6 yards, Tremaine McCollum vs. Florida, 1/2/06  
 Interception \_\_\_\_\_ Tommy Eichenberg (15 yards), at Ohio State, 10/22/22  
**Fumble \_\_\_\_\_ Cal Haladay (42 yards), vs. Michigan State, 9/30/23**  
 Blocked PAT \_\_\_\_\_ Jason Simmons (85 yards), at Ohio State, 11/2/91

**TEAM**

Shut out Iowa at Kinnick Stadium \_\_\_\_\_ 31-0, vs. Wisconsin, 10/24/98  
**Shut out Iowa on the road \_\_\_\_\_ 31-0, at Penn State, 9/23/23**  
 Won in overtime \_\_\_\_\_ at Northwestern, 10/21/17  
**Blocked a punt \_\_\_\_\_ Ike Larsen vs. Utah State, 9/2/23**  
 Punt blocked and returned for TD \_\_\_\_\_ Ryan Lewis (block), Pat Amara, Jr., (TD), vs. Pittsburgh, 9/19/15  
**Blocked a field goal \_\_\_\_\_ Khordae Sydnor vs. Purdue, 10/7/23**  
 Blocked a PAT \_\_\_\_\_ vs. Wisconsin, 10/23/10  
 Did not punt \_\_\_\_\_ at Ohio State, 10/19/13  
 Recovered an onside kick \_\_\_\_\_ at Ohio State, 10/19/13  
 Scored a safety \_\_\_\_\_ Shareef Miller (TFL), vs. Penn State, 9/23/17  
**Scored a 2-point conversion \_\_\_\_\_ R. Faison from C. Legas vs. Utah State, 9/2/23**  
 Game-winning field goal \_\_\_\_\_ Cole Netten, 42 yards (0:02), vs. Iowa State, 9/13/14  
 Did not commit a penalty \_\_\_\_\_ at Minnesota, 11/19/22  
 Did not score an offensive TD and won \_\_\_\_\_ at Penn State, 10/23/04  
 Scored 50 points \_\_\_\_\_ 54, at Ohio State, 10/22/22  
 Scored 60 points \_\_\_\_\_ 61, at Penn State, 9/17/94  
 600 yards of total offense \_\_\_\_\_ 604, at Wisconsin, 11/13/99  
 Scored on first play of game \_\_\_\_\_ Christian McCaffery (75 rush), vs. Stanford, 1/1/16

## 2023 IOWA FOOTBALL | STARTERS

| OFFENSE              | LT        | LG        | C         | RG        | RT        | QB       | RB        | TE        | WR        | WR        | TE/WR/RB  |
|----------------------|-----------|-----------|-----------|-----------|-----------|----------|-----------|-----------|-----------|-----------|-----------|
| Utah State           | Richman   | DeJong    | Jones     | Colby     | Dunker    | McNamara | Johnson   | Lachey    | Vines     | Anderson  | All       |
| at Iowa State        | Richman   | DeJong    | Jones     | Colby     | Dunker    | McNamara | Williams  | Lachey    | Brown     | Anderson  | All       |
| Western Michigan     | Richman   | DeJong    | Jones     | Colby     | Dunker    | McNamara | Patterson | Lachey    | Vines     | Anderson  | All       |
| at Penn State        | Richman   | DeJong    | Jones     | Colby     | Dunker    | McNamara | Williams  | All       | Vines     | Anderson  | Stilianos |
| Michigan State       | Richman   | Feth      | Jones     | DeJong    | Dunker    | McNamara | Williams  | All       | Vines     | Anderson  | Stilianos |
| Purdue               | Richman   | Feth      | Jones     | Colby     | Dunker    | Hill     | Johnson   | All       | Vines     | Anderson  | Stilianos |
| at Wisconsin         | Richman   | Feth      | Jones     | Colby     | Dunker    | Hill     | Johnson   | All       | Vines     | Anderson  | Stilianos |
| Minnesota            |           |           |           |           |           |          |           |           |           |           |           |
| at Northwestern      |           |           |           |           |           |          |           |           |           |           |           |
| Rutgers              |           |           |           |           |           |          |           |           |           |           |           |
| Illinois             |           |           |           |           |           |          |           |           |           |           |           |
| at Nebraska          |           |           |           |           |           |          |           |           |           |           |           |
| <b>CONS. STARTS</b>  | <b>23</b> | <b>3</b>  | <b>20</b> | <b>2</b>  | <b>8</b>  | <b>2</b> | <b>2</b>  | <b>7</b>  | <b>5</b>  | <b>7</b>  | <b>4</b>  |
| <b>CAREER STARTS</b> | <b>32</b> | <b>37</b> | <b>20</b> | <b>29</b> | <b>8</b>  | <b>2</b> | <b>9</b>  | <b>19</b> | <b>11</b> | <b>16</b> | <b>26</b> |
| DEFENSE              | DE        | DT        | DT        | DE        | WLB       | MLB      | LEO/CASH  | CB        | CB        | SS        | FS        |
| Utah State           | Evans     | Lee       | Black     | Craig     | Jackson   | Higgins  | Castro    | DeJean    | Lee       | Nwankpa   | Schulte   |
| at Iowa State        | Evans     | Lee       | Black     | Craig     | Jackson   | Higgins  | Castro    | DeJean    | Lee       | Nwankpa   | Schulte   |
| Western Michigan     | Evans     | Lee       | Black     | Craig     | Jackson   | Higgins  | Castro    | DeJean    | Harris    | Nwankpa   | Schulte   |
| at Penn State        | Evans     | Lee       | Black     | Craig     | Jackson   | Higgins  | Fisher    | DeJean    | Harris    | Nwankpa   | Schulte   |
| Michigan State       | Evans     | Lee       | Black     | Craig     | Jackson   | Higgins  | Castro    | DeJean    | Harris    | Nwankpa   | Schulte   |
| Purdue               | Evans     | Lee       | Black     | Craig     | Jackson   | Higgins  | Castro    | DeJean    | Harris    | Nwankpa   | Schulte   |
| at Wisconsin         | Evans     | Lee       | Black     | Craig     | Jackson   | Higgins  | Castro    | DeJean    | Harris    | Nwankpa   | Schulte   |
| Minnesota            |           |           |           |           |           |          |           |           |           |           |           |
| at Northwestern      |           |           |           |           |           |          |           |           |           |           |           |
| Rutgers              |           |           |           |           |           |          |           |           |           |           |           |
| Illinois             |           |           |           |           |           |          |           |           |           |           |           |
| at Nebraska          |           |           |           |           |           |          |           |           |           |           |           |
| <b>CONS. STARTS</b>  | <b>20</b> | <b>34</b> | <b>7</b>  | <b>7</b>  | <b>7</b>  | <b>7</b> | <b>3</b>  | <b>20</b> | <b>5</b>  | <b>8</b>  | <b>20</b> |
| <b>CAREER STARTS</b> | <b>20</b> | <b>34</b> | <b>7</b>  | <b>7</b>  | <b>53</b> | <b>8</b> | <b>14</b> | <b>20</b> | <b>11</b> | <b>8</b>  | <b>20</b> |

## STARTS BY POSITION

### QUARTERBACKS

| Name          | Career | '23 | '22 | '21 | '20 | '19 |
|---------------|--------|-----|-----|-----|-----|-----|
| Deacon Hill   | 2      | 2   | -   | -   | -   | -   |
| Joe Labas     | 1      | -   | 1   | -   | -   | -   |
| Cade McNamara | 21     | 5   | 1   | 14  | 1   | -   |

### RUNNING BACKS

| Name             | Career | '23 | '22 | '21 | '20 | '19 |
|------------------|--------|-----|-----|-----|-----|-----|
| Kaleb Johnson    | 9      | 3   | 6   | -   | -   | -   |
| Jaziun Patterson | 1      | 1   | -   | -   | -   | -   |
| Leshon Williams  | 8      | 3   | 5   | -   | -   | -   |

### FULLBACKS

| Name       | Career | '23 | '22 | '21 | '20 | '19 |
|------------|--------|-----|-----|-----|-----|-----|
| Eli Miller | 1      | -   | 1   | -   | -   | -   |

### RECEIVERS

| Name          | Career | '23 | '22 | '21 | '20 | '19 |
|---------------|--------|-----|-----|-----|-----|-----|
| Seth Anderson | 16     | 7   | 9   | 0   | -   | -   |
| Kaleb Brown   | 1      | 1   | -   | -   | -   | -   |
| Nico Ragaini  | 18     | -   | 7   | 7   | 2   | 2   |
| Diante Vines  | 11     | 6   | 5   | -   | -   | -   |
| Alec Wick     | 2      | -   | 2   | -   | -   | -   |

### TIGHT ENDS

| Name             | Career | '23 | '22 | '21 | '20 | '19 | '18 |
|------------------|--------|-----|-----|-----|-----|-----|-----|
| Erick All        | 18     | 6   | 2   | 8   | 2   | -   | -   |
| Luke Lachey      | 13     | 3   | 10  | -   | -   | -   | -   |
| Steven Stilianos | 26     | 4   | -   | 4   | 3   | 9   | 6   |

### OFFENSIVE LINE

| Name            | Career | '23 | '22 | '21 | '20 | '19 |
|-----------------|--------|-----|-----|-----|-----|-----|
| Connor Colby    | 29     | 5   | 13  | 11  | -   | -   |
| Nick DeJong     | 21     | 4   | 8   | 11  | -   | -   |
| Gennings Dunker | 8      | 8   | -   | -   | -   | -   |
| Tyler Elsbury   | 2      | -   | 2   | -   | -   | -   |
| Rusty Feth      | 37     | 3   | 12  | 13  | 3   | 6   |
| Logan Jones     | 20     | 7   | 13  | -   | -   | -   |
| Mason Richman   | 32     | 7   | 13  | 12  | -   | -   |
| Beau Stephens   | 10     | -   | 10  | -   | -   | -   |

### DEFENSIVE END

| Name          | Career | '23 | '22 | '21 | '20 | '19 |
|---------------|--------|-----|-----|-----|-----|-----|
| Joe Evans     | 20     | 7   | 13  | -   | -   | -   |
| Deontae Craig | 7      | 7   | -   | -   | -   | -   |

### DEFENSIVE LINE

| Name         | Career | '23 | '22 | '21 | '20 | '19 |
|--------------|--------|-----|-----|-----|-----|-----|
| Yahya Black  | 7      | 7   | -   | -   | -   | -   |
| Logan Lee    | 34     | 7   | 13  | 14  | -   | -   |
| Noah Shannon | 28     | -   | 13  | 14  | 1   | -   |

### LINEBACKERS

| Name             | Career | '23 | '22 | '21 | '20 | '19 |
|------------------|--------|-----|-----|-----|-----|-----|
| Sebastian Castro | 14     | 6   | 8   | -   | -   | -   |
| Cooper DeJean    | 3      | -   | 3   | -   | -   | -   |
| Kyler Fisher     | 1      | 1   | -   | -   | -   | -   |
| Jay Higgins      | 8      | 7   | 1   | -   | -   | -   |
| Nick Jackson     | 53     | 7   | 9   | 12  | 10  | 2   |

### DEFENSIVE BACKS

| Name           | Career | '23 | '22 | '21 | '20 | '19 |
|----------------|--------|-----|-----|-----|-----|-----|
| Cooper DeJean  | 17     | 7   | 10  | -   | -   | -   |
| JerMari Harris | 11     | 5   | -   | 6   | 0   | 0   |
| Deshaun Lee    | 2      | 2   | -   | -   | -   | -   |
| Xavier Nwankpa | 8      | 7   | 1   | -   | -   | -   |
| Quinn Schulte  | 20     | 7   | 13  | -   | -   | -   |

## 2023 IOWA FOOTBALL | IOWA SCORING DRIVES

| Opponent                | Plays      | Yards       | T.O.P.      | Result | Qtr. | Play                              |
|-------------------------|------------|-------------|-------------|--------|------|-----------------------------------|
| Utah State (4)          | 2          | 39          | 0:33        | TD     | 1    | McNamara to Anderson, 36 yards    |
|                         | 11         | 75          | 4:31        | TD     | 1    | McNamara to All, 3 yards          |
|                         | 11         | 47          | 3:47        | FG     | 2    | Stevens, 20-yarder                |
|                         | 10         | 68          | 4:43        | TD     | 4    | K. Johnson 3-yard run             |
| <b>Iowa Avg. Drive</b>  | <b>8.5</b> | <b>57.3</b> | <b>3:40</b> |        |      |                                   |
| at Iowa State (3)       | 7          | 70          | 2:44        | FG     | 1    | Stevens, 28-yarder                |
|                         | 8          | 80          | 4:40        | TD     | 2    | Patterson 4-yard run              |
|                         | 11         | 69          | 5:48        | FG     | 3    | Stevens, 34-yarder                |
| <b>Iowa Avg. Drive</b>  | <b>8.7</b> | <b>73.0</b> | <b>4:24</b> |        |      |                                   |
| Western Michigan (6)    | 5          | 66          | 2:35        | TD     | 1    | McNamara to Vines, 3 yards        |
|                         | 1          | 25          | 0:08        | TD     | 2    | McNamara to L. Williams, 25 yards |
|                         | 6          | 53          | 3:21        | TD     | 3    | Moulton, 3-yard run               |
|                         | 3          | 17          | 1:28        | TD     | 3    | Moulton, 1-yard run               |
|                         | 9          | 56          | 4:12        | FG     | 4    | Stevens, 31-yarder                |
|                         | 6          | 33          | 2:42        | TD     | 4    | White, 2-yard run                 |
| <b>Iowa Avg. Drive</b>  | <b>5.0</b> | <b>41.7</b> | <b>2:42</b> |        |      |                                   |
| at Penn State (0)       | -          | -           | -           | -      | -    |                                   |
| Michigan State (5)      | 8          | 53          | 3:35        | FG     | 1    | Stevens, 40-yarder                |
|                         | 5          | 80          | 2:16        | TD     | 2    | Hill to All, 13 yards             |
|                         | 4          | -5          | 2:02        | FG     | 3    | Stevens, 53-yarder                |
|                         | 7          | 20          | 2:28        | FG     | 4    | Stevens, 36-yarder                |
|                         | 6          | 14          | 2:30        | FG     | 4    | Stevens, 34-yarder                |
| <b>Iowa Avg. Drive</b>  | <b>6.0</b> | <b>32.4</b> | <b>2:34</b> |        |      |                                   |
| Purdue (4)              | 2          | 80          | 0:43        | TD     | 1    | Johnson, 67-yard run              |
|                         | 4          | -4          | 1:56        | FG     | 2    | Stevens, 27-yarder                |
|                         | 9          | 75          | 3:45        | FG     | 3    | Stevens, 23-yarder                |
|                         | 6          | 46          | 2:22        | TD     | 4    | Hill to All, 22 yards             |
| <b>Iowa Avg. Drive</b>  | <b>5.3</b> | <b>49.3</b> | <b>2:11</b> |        |      |                                   |
| at Wisconsin (3)        | 3          | 90          | 1:20        | TD     | 2    | Williams, 82-yard run             |
|                         | 6          | 28          | 2:44        | FG     | 4    | Stevens, 48-yarder                |
|                         | 5          | 17          | 1:06        | FG     | 4    | Stevens, 40-yarder                |
| <b>Iowa Avg. Drive</b>  | <b>4.7</b> | <b>45.0</b> | <b>1:43</b> |        |      |                                   |
| <b>Season Avg. (25)</b> | <b>6.2</b> | <b>47.7</b> | <b>2:43</b> |        |      |                                   |

### DRIVE ANALYSIS

| Distance Length (minus) | Iowa |    | Opponent |    |
|-------------------------|------|----|----------|----|
|                         | TD   | FG | TD       | FG |
| 0-9                     | 0    | 2  | 0        | 0  |
| 10-19                   | 1    | 2  | 0        | 0  |
| 20-29                   | 1    | 2  | 0        | 0  |
| 30-39                   | 2    | 0  | 0        | 2  |
| 40-49                   | 1    | 1  | 0        | 1  |
| 50-59                   | 1    | 2  | 0        | 2  |
| 60-69                   | 2    | 1  | 0        | 5  |
| 70-79                   | 1    | 2  | 2        | 0  |
| 80-89                   | 3    | 0  | 1        | 0  |
| 90-99                   | 1    | 0  | 1        | 0  |

### GAME OPENING DRIVES

| Game      | Iowa |      |     | Opponent |      |     |
|-----------|------|------|-----|----------|------|-----|
|           | Pts  | Plys | Yds | Pts      | Plys | Yds |
| Utah St.  | 7    | 2    | 39  | 0        | 3    | 3   |
| Iowa St.  | 3    | 7    | 70  | 0        | 15   | 57  |
| W. Mlch.  | 0    | 4    | 17  | 0        | 3    | -11 |
| Penn St.  | 0    | 6    | 24  | 0        | 3    | 1   |
| Mich. St. | 3    | 8    | 53  | 0        | 4    | 17  |
| Purdue    | 0    | 3    | -1  | 0        | 6    | 6   |
| Wisconsin | 0    | 8    | 32  | 0        | 11   | 81  |
| Minnesota |      |      |     |          |      |     |
| Nebraska  |      |      |     |          |      |     |
| Rutgers   |      |      |     |          |      |     |
| Illinois  |      |      |     |          |      |     |
| Nebraska  |      |      |     |          |      |     |

### 2ND HALF OPENING DRIVES

| Game      | Iowa |      |     | Opponent |      |     |
|-----------|------|------|-----|----------|------|-----|
|           | Pts  | Plys | Yds | Pts      | Plys | Yds |
| Utah St.  | 0    | 5    | 12  | 3        | 7    | 47  |
| Iowa St.  | 0    | 3    | 1   | 0        | 6    | 18  |
| W. Mlch.  | 0    | 5    | 4   | 0        | 3    | -1  |
| Penn St.  | 0    | 3    | -3  | 7        | 15   | 75  |
| Mich. St. | 0    | 1    | 3   | 0        | 5    | 26  |
| Purdue    | 3    | 9    | 75  | 0        | 6    | 18  |
| Wisconsin | 0    | 3    | 3   | 3        | 13   | 60  |
| Minnesota |      |      |     |          |      |     |
| Nebraska  |      |      |     |          |      |     |
| Rutgers   |      |      |     |          |      |     |
| Illinois  |      |      |     |          |      |     |
| Nebraska  |      |      |     |          |      |     |

### LONGEST DRIVES

**Plays:** 12 plays, (48 yards, 4:56) at Wisconsin, 10/14/23

**Yards:** 90 yards (3 plays, 1:20) at Wisconsin, 10/14/23

**Time of Possession:** 5:48 (11 plays, 69 yards) at Iowa State, 9/9/23

### 3RD DOWN AND ...

| IOWA          |             |             |             |            |             |             |             |      |     |     |     |     | OPPONENTS    |               |             |             |             |             |             |             |             |      |     |     |     |               |       |
|---------------|-------------|-------------|-------------|------------|-------------|-------------|-------------|------|-----|-----|-----|-----|--------------|---------------|-------------|-------------|-------------|-------------|-------------|-------------|-------------|------|-----|-----|-----|---------------|-------|
| Yards         | USU         | ISU         | WMU         | PSU        | MSU         | PUR         | WIS         | MINN | NEB | RUT | ILL | NEB | Total        | Yards         | USU         | ISU         | WMU         | PSU         | MSU         | PUR         | WIS         | MINN | NEB | RUT | ILL | NEB           | Total |
| 1-3           | 1-3         | 5-7         | 3-6         | 0-2        | 1-1         | 1-2         | 1-3         |      |     |     |     |     | 12-24        | 1-3           | 3-4         | 2-5         | 3-4         | 5-6         | 1-1         | 5-6         | 1-4         |      |     |     |     |               | 20-30 |
| 4-6           | 2-7         | 0-0         | 1-1         | 0-0        | 1-6         | 0-4         | 2-5         |      |     |     |     |     | 6-23         | 4-6           | 1-4         | 3-5         | 0-2         | 0-3         | 2-6         | 3-5         | 1-4         |      |     |     |     |               | 10-29 |
| 7-9           | 0-1         | 0-4         | 0-2         | 1-5        | 0-3         | 1-3         | 1-5         |      |     |     |     |     | 3-23         | 7-9           | 1-4         | 2-4         | 2-5         | 3-5         | 0-2         | 1-3         | 0-4         |      |     |     |     |               | 8-27  |
| 10-14         | 2-4         | 0-2         | 0-2         | 0-2        | 0-3         | 1-3         | 0-4         |      |     |     |     |     | 3-20         | 10-14         | 0-4         | 0-3         | 0-1         | 1-5         | 0-4         | 0-3         | 0-5         |      |     |     |     |               | 1-25  |
| 15+           | 1-2         | 0-1         | 0-1         | 0-0        | 0-0         | 0-1         | 0-0         |      |     |     |     |     | 1-5          | 15+           | 0-1         | 0-1         | 0-4         | 0-1         | 0-2         | 0-2         | 0-0         |      |     |     |     |               | 0-11  |
| <b>TOTALS</b> | <b>6-17</b> | <b>5-14</b> | <b>4-12</b> | <b>1-9</b> | <b>2-13</b> | <b>3-13</b> | <b>4-17</b> |      |     |     |     |     | <b>25-95</b> | <b>TOTALS</b> | <b>5-17</b> | <b>7-18</b> | <b>5-16</b> | <b>9-20</b> | <b>3-15</b> | <b>9-19</b> | <b>2-17</b> |      |     |     |     | <b>40-122</b> |       |



## 2023 IOWA FOOTBALL | 20-YARD+ PLAYS

### RUSHING

|         |                  |                  |
|---------|------------------|------------------|
| 82 (TD) | Leshon Williams  | at Wisconsin     |
| 67 (TD) | Kaleb Johnson    | Purdue           |
| 59      | Jaziun Patterson | at Iowa State    |
| 53      | Leshon Williams  | Western Michigan |
| 33      | Kaleb Johnson    | Purdue           |
| 30      | Seth Anderson    | Western Michigan |
| 28      | Leshon Williams  | Western Michigan |
| 21      | Kaleb Johnson    | Utah State       |

### PASSING

|         |                      |                  |
|---------|----------------------|------------------|
| 36 (TD) | McNamara to Anderson | Utah State       |
| 35      | McNamara to Lachey   | Iowa State       |
| 34      | McNamara to All      | Western Michigan |
| 33      | Hill to All          | Purdue           |
| 32      | Hill to All          | Michigan State   |
| 31      | McNamara to Lachey   | Utah State       |
| 29      | McNamara to Ragaini  | Utah State       |
| 27      | Hill to All          | Purdue           |
| 25 (TD) | McNamara to Williams | Western Michigan |
| 23      | McNamara to Vines    | Michigan State   |
| 23      | McNamara to All      | at Iowa State    |
| 22 (TD) | Hill to All          | Purdue           |
| 21      | Hill to Stilianos    | Western Michigan |
| 20      | McNamara to All      | at Penn State    |

### PUNT RETURN

|         |               |                  |
|---------|---------------|------------------|
| 70 (TD) | Cooper DeJean | Michigan State   |
| 28      | Cooper DeJean | Western Michigan |
| 28      | Cooper DeJean | Western Michigan |
| 25      | Cooper DeJean | Purdue           |

### KICKOFF RETURN

|    |               |                  |
|----|---------------|------------------|
| 54 | Kaleb Johnson | Utah State       |
| 35 | Kaden Wetjen  | Western Michigan |
| 29 | Kaden Wetjen  | at Wisconsin     |
| 29 | Kaden Wetjen  | at Wisconsin     |
| 23 | Kaleb Johnson | at Iowa State    |
| 23 | Kaden Wetjen  | Western Michigan |
| 20 | Max White     | Michigan State   |

### INT RETURN

|         |                  |               |
|---------|------------------|---------------|
| 41      | Cooper DeJean    | Purdue        |
| 30 (TD) | Sebastian Castro | at Iowa State |

### FUMBLE RETURN

### OTHER

### BY LENGTH

| Yards        | No.       | TD       |
|--------------|-----------|----------|
| 20-29        | 18        | 2        |
| 30-39        | 10        | 2        |
| 40-49        | 1         | 0        |
| 50-59        | 3         | 0        |
| 60-69        | 1         | 1        |
| 70-79        | 1         | 1        |
| 80-89        | 1         | 1        |
| 90+          | 0         | 0        |
| <b>TOTAL</b> | <b>35</b> | <b>7</b> |

### BY PLAY TYPE

| Type           | No.       | TD       |
|----------------|-----------|----------|
| Rushing        | 8         | 2        |
| Passing        | 14        | 3        |
| Punt Returns   | 4         | 1        |
| Kick Returns   | 7         | 0        |
| Int. Returns   | 2         | 1        |
| Fumble Returns | 0         | 0        |
| Other          | 0         | 0        |
| <b>TOTAL</b>   | <b>35</b> | <b>7</b> |

### LONGEST PLAYS OF 2023

#### RUSHING

82 (TD), Leshon Williams at Wisconsin, 10/14/23

#### RUSHING TOUCHDOWN

82, Leshon Williams at Wisconsin, 10/14/23

#### RECEIVING

36, Seth Anderson vs. Utah State, 9/2/23

#### RECEIVING TOUCHDOWN

36, Seth Anderson vs. Utah State, 9/2/23

#### PUNT RETURN

70 (TD), Cooper DeJean vs. Michigan State, 9/30/23

#### KICK RETURN

54, Kaleb Johnson vs. Utah State, 9/2/23

#### INTERCEPTION RETURN

41, Cooper DeJean vs. Purdue, 10/7/23

#### FUMBLE RETURN

--

#### PUNT

62, at Penn State, 9/23/23

#### FIELD GOAL

53, Drew Stevens vs. Michigan State, 9/30/23

## GAME-BY-GAME LONGEST PLAYS

### IOWA

| Yds | Opponent         | Player(s)                       |
|-----|------------------|---------------------------------|
| 54  | Utah State       | Kaleb Johnson, kickoff return   |
| 59  | Iowa State       | Jaziun Patterson, run           |
| 53  | Western Michigan | Leshon Williams, run            |
| 20  | Penn State       | Erick All, reception            |
| 70  | Michigan State   | Cooper DeJean, punt return (TD) |
| 67  | Purdue           | Kaleb Johnson, run (TD)         |
| 82  | Wisconsin        | Leshon Williams, run (TD)       |
|     | Minnesota        |                                 |
|     | Northwestern     |                                 |
|     | Rutgers          |                                 |
|     | Illinois         |                                 |
|     | Nebraska         |                                 |

### OPPONENT

| Yds | Opponent         | Player(s)                        |
|-----|------------------|----------------------------------|
| 39  | Utah State       | Terrell Vaughn, reception        |
| 16  | Iowa State       | Jayden Higgins, reception        |
| 64  | Western Michigan | Anthony Sambucci, reception (TD) |
| 19  | Penn State       | Nicholas Singleton, run          |
| 20  | Michigan State   | Tre Mosley, reception            |
| 43  | Purdue           | TJ Sheffield, reception (TD)     |
| 42  | Wisconsin        | Bryson Green, reception          |
|     | Minnesota        |                                  |
|     | Northwestern     |                                  |
|     | Rutgers          |                                  |
|     | Illinois         |                                  |
|     | Nebraska         |                                  |

## 2023 IOWA FOOTBALL | MISCELLANEOUS STATISTICS

### IOWA BIG PLAYS

| OPPONENT         | Rushing  |          |          | Passing  |          |          |          | Special Teams |          |          |
|------------------|----------|----------|----------|----------|----------|----------|----------|---------------|----------|----------|
|                  | 20-29    | 30-39    | 40+      | 20-29    | 30-39    | 40-49    | 50+      | FG BLK        | XPT BLK  | PUNT BLK |
| Utah State       | 1        | 0        | 0        | 2        | 2        | 0        | 0        | 0             | 0        | 0        |
| at Iowa State    | 0        | 0        | 1        | 1        | 1        | 0        | 0        | 1             | 0        | 0        |
| Western Michigan | 1        | 1        | 1        | 2        | 1        | 0        | 0        | 0             | 0        | 1        |
| at Penn State    | 0        | 0        | 0        | 1        | 0        | 0        | 0        | 0             | 0        | 0        |
| Michigan State   | 0        | 0        | 0        | 1        | 1        | 0        | 0        | 0             | 0        | 0        |
| Purdue           | 0        | 1        | 1        | 2        | 1        | 0        | 0        | 0             | 0        | 0        |
| at Wisconsin     | 0        | 0        | 1        | 0        | 0        | 0        | 0        | 0             | 0        | 0        |
| Minnesota        |          |          |          |          |          |          |          |               |          |          |
| at Northwestern  |          |          |          |          |          |          |          |               |          |          |
| Rutgers          |          |          |          |          |          |          |          |               |          |          |
| Illinois         |          |          |          |          |          |          |          |               |          |          |
| at Nebraska      |          |          |          |          |          |          |          |               |          |          |
| <b>TOTALS</b>    | <b>2</b> | <b>2</b> | <b>4</b> | <b>9</b> | <b>7</b> | <b>0</b> | <b>0</b> | <b>1</b>      | <b>0</b> | <b>1</b> |

### OPPONENT BIG PLAYS

| OPPONENT         | Rushing  |          |          | Passing  |          |          |          | Special Teams |          |          |
|------------------|----------|----------|----------|----------|----------|----------|----------|---------------|----------|----------|
|                  | 20-29    | 30-39    | 40+      | 20-29    | 30-39    | 40-49    | 50+      | FG BLK        | XPT BLK  | PUNT BLK |
| Utah State       | 0        | 0        | 0        | 1        | 1        | 0        | 0        | 0             | 0        | 1        |
| at Iowa State    | 0        | 0        | 0        | 0        | 0        | 0        | 0        | 0             | 0        | 0        |
| Western Michigan | 1        | 0        | 0        | 0        | 0        | 1        | 1        | 0             | 0        | 0        |
| at Penn State    | 0        | 0        | 0        | 0        | 0        | 0        | 0        | 0             | 0        | 0        |
| Michigan State   | 1        | 0        | 0        | 0        | 0        | 0        | 0        | 0             | 0        | 0        |
| Purdue           | 0        | 0        | 0        | 2        | 0        | 1        | 0        | 1             | 0        | 0        |
| at Wisconsin     | 0        | 0        | 0        | 0        | 0        | 1        | 0        | 0             | 0        | 0        |
| Minnesota        |          |          |          |          |          |          |          |               |          |          |
| at Northwestern  |          |          |          |          |          |          |          |               |          |          |
| Rutgers          |          |          |          |          |          |          |          |               |          |          |
| Illinois         |          |          |          |          |          |          |          |               |          |          |
| at Nebraska      |          |          |          |          |          |          |          |               |          |          |
| <b>TOTALS</b>    | <b>2</b> | <b>0</b> | <b>0</b> | <b>3</b> | <b>1</b> | <b>3</b> | <b>1</b> | <b>1</b>      | <b>0</b> | <b>1</b> |

### TURNOVERS FORCED

| OPPONENT         | Iowa     |          |           |           |          | Opponent |          |           |           |
|------------------|----------|----------|-----------|-----------|----------|----------|----------|-----------|-----------|
|                  | FUM      | INT      | TOT       | PTS OFF   | MARGIN   | FUM      | INT      | TOT       | PTS OFF   |
| Utah State       | 0        | 1        | 1         | 3         | +1       | 0        | 0        | 0         | 0         |
| at Iowa State    | 0        | 1        | 1         | 7         | 0        | 0        | 1        | 1         | 0         |
| Western Michigan | 1        | 0        | 1         | 7         | -1       | 0        | 2        | 2         | 0         |
| at Penn State    | 0        | 0        | 0         | 0         | -4       | 4        | 0        | 4         | 10        |
| Michigan State   | 1        | 3        | 4         | 10        | 2        | 1        | 1        | 2         | 7         |
| Purdue           | 0        | 2        | 2         | 3         | 1        | 0        | 1        | 1         | 0         |
| at Wisconsin     | 1        | 1        | 2         | 3         | 2        | 0        | 0        | 0         | 0         |
| Minnesota        |          |          |           |           |          |          |          |           |           |
| at Northwestern  |          |          |           |           |          |          |          |           |           |
| Rutgers          |          |          |           |           |          |          |          |           |           |
| Illinois         |          |          |           |           |          |          |          |           |           |
| at Nebraska      |          |          |           |           |          |          |          |           |           |
| <b>TOTALS</b>    | <b>3</b> | <b>8</b> | <b>11</b> | <b>33</b> | <b>1</b> | <b>5</b> | <b>5</b> | <b>10</b> | <b>17</b> |

## 2023 IOWA FOOTBALL | INDIVIDUAL STATISTICS - OFFENSE

### #0 DIANTE VINES

#### LAST TIME OUT

No Statistics  
at Wisconsin

#### CAREER HIGHS

**Catches:** 3, 2X, last vs. Michigan State (9/30/23)  
**Rec. Yards:** 35 vs. Michigan State (9/30/23)  
**Rec. Long:** 23 vs. Michigan State (9/30/23)

| Receiving     | No        | Yds        | Avg        | TD       | Lng       |
|---------------|-----------|------------|------------|----------|-----------|
| 2021          | 0         | 0          | ---        | 0        | ---       |
| 2022          | 10        | 94         | 9.4        | 0        | 15        |
| 2023          | 7         | 63         | 7.0        | 1        | 23        |
| <b>Career</b> | <b>17</b> | <b>157</b> | <b>9.2</b> | <b>1</b> | <b>23</b> |

| Rushing       | No       | Yds      | Avg        | TD       | Lng      |
|---------------|----------|----------|------------|----------|----------|
| 2021          | 0        | 0        | ---        | 0        | ---      |
| 2022          | 1        | 2        | 2.0        | 0        | 2        |
| 2023          | 0        | 0        | ---        | 0        | ---      |
| <b>Career</b> | <b>1</b> | <b>2</b> | <b>2.0</b> | <b>0</b> | <b>2</b> |

### #2 KALEB JOHNSON

#### LAST TIME OUT

17 att, 35 rush yards; 1 rec, 4 yards  
at Wisconsin

#### CAREER HIGHS

**Rush Att:** 22, 2X, last vs. Wisconsin (11/12/22) **Catches:** 2 at Purdue (11/5/22) **KO Returns:** 5 at Ohio State (10/22/22)  
**Rush Yards:** 200 at Purdue (11/5/22) **Rec. Yards:** 17 at Purdue (11/5/22) **KO Yards:** 118 at Ohio State (10/22/22)  
**Rush Long:** 75 at Purdue (11/5/22) **Rec. Long:** 14 at Purdue (11/5/22) **KO Long:** 54 vs. Utah State (9/2/23)  
**Rush TD:** 2 vs. Nevada (9/17/22)

| Rushing       | No         | Yds          | Avg        | TD       | Lng       |
|---------------|------------|--------------|------------|----------|-----------|
| 2022          | 151        | 779          | 5.2        | 6        | 75        |
| 2023          | 68         | 260          | 3.8        | 2        | 67        |
| <b>Career</b> | <b>219</b> | <b>1,039</b> | <b>4.7</b> | <b>8</b> | <b>75</b> |

| Receiving     | No       | Yds       | Avg        | TD       | Lng       |
|---------------|----------|-----------|------------|----------|-----------|
| 2022          | 4        | 27        | 6.8        | 0        | 14        |
| 2023          | 2        | 17        | 8.5        | 0        | 13        |
| <b>Career</b> | <b>6</b> | <b>44</b> | <b>7.3</b> | <b>0</b> | <b>14</b> |

| Kick Returns  | No        | Yds        | Avg         | TD       | Lng       |
|---------------|-----------|------------|-------------|----------|-----------|
| 2022          | 13        | 325        | 25.0        | 0        | 42        |
| 2023          | 2         | 77         | 38.5        | 0        | 54        |
| <b>Career</b> | <b>15</b> | <b>402</b> | <b>26.8</b> | <b>0</b> | <b>54</b> |

### #3 KALEB BROWN

#### LAST TIME OUT

DNP  
at Wisconsin

#### CAREER HIGHS

**Catches:** 1 in 2022 **Rush Att:** 2 vs. Western Michigan (9/16/23)  
**Rec. Yards:** 5 in 2022 **Rush Yards:** 8 vs. Western Michigan (9/16/23)  
**Rec. Long:** 5 in 2022 **Rush Long:** 9 vs. Western Michigan (9/16/23)

| Receiving     | No       | Yds      | Avg        | TD       | Lng      |
|---------------|----------|----------|------------|----------|----------|
| 2022          | 1        | 5        | 5.0        | 0        | 5        |
| 2023          | 0        | 0        | ---        | 0        | ---      |
| <b>Career</b> | <b>1</b> | <b>5</b> | <b>5.0</b> | <b>0</b> | <b>5</b> |

| Rushing       | No       | Yds       | Avg        | TD       | Lng      |
|---------------|----------|-----------|------------|----------|----------|
| 2022          | 1        | 2         | 2.0        | 0        | 2        |
| 2023          | 2        | 8         | 4.0        | 0        | 9        |
| <b>Career</b> | <b>3</b> | <b>10</b> | <b>3.3</b> | <b>0</b> | <b>9</b> |

### #4 LESHON WILLIAMS

#### LAST TIME OUT

25 att, 174 rush yards, 1 TD  
at Wisconsin

#### CAREER HIGHS

**Rush Att:** 25 at Wisconsin (10/13/23) **Catches:** 3 vs. Northwestern (10/29/22)  
**Rush Yards:** 174 at Wisconsin (10/13/23) **Rec. Yards:** 25 vs. Western Michigan (9/16/23)  
**Rush Long:** 53 vs. Western Michigan (9/16/23) **Rec. Long:** 25 vs. Western Michigan (9/16/23)  
**TD:** 1 vs. Iowa State (9/10/22) **Rec. TD:** 1 vs. Western Michigan (9/16/23)

| Rushing       | No         | Yds        | Avg        | TD       | Lng       |
|---------------|------------|------------|------------|----------|-----------|
| 2021          | 21         | 69         | 3.3        | 0        | 12        |
| 2022          | 116        | 412        | 3.6        | 2        | 21        |
| 2023          | 75         | 459        | 6.1        | 1        | 82        |
| <b>Career</b> | <b>213</b> | <b>941</b> | <b>4.4</b> | <b>3</b> | <b>82</b> |

| Receiving     | No        | Yds        | Avg        | TD       | Lng       |
|---------------|-----------|------------|------------|----------|-----------|
| 2021          | 0         | 0          | ---        | 0        | ---       |
| 2022          | 11        | 78         | 7.1        | 0        | 15        |
| 2023          | 7         | 49         | 7.0        | 1        | 25        |
| <b>Career</b> | <b>18</b> | <b>127</b> | <b>7.1</b> | <b>1</b> | <b>25</b> |

### #5 JOE LABAS

#### LAST TIME OUT

DNP  
at Wisconsin

#### CAREER HIGHS

**Pass Att:** 24 vs. Kentucky (12/31/22) **Rush Att:** 4 vs. Kentucky (12/31/22)  
**Pass Comp:** 14 vs. Kentucky (12/31/22) **Rush Yards:** 11 vs. Kentucky (12/31/22)  
**Pass Yards:** 139 vs. Kentucky (12/31/22) **Rush Long:** 10 vs. Kentucky (12/31/22)  
**Pass Long:** 27 vs. Kentucky (12/31/22)  
**Pass TD:** 1 vs. Kentucky (12/31/22)

| Passing | Comp | Att | Pct  | Yds | TD | Int | Lng |
|---------|------|-----|------|-----|----|-----|-----|
| 2022    | 14   | 24  | .583 | 139 | 1  | 0   | 27  |

| Rushing | No | Yds | Avg | TD | Lng |
|---------|----|-----|-----|----|-----|
| 2022    | 4  | 11  | 2.8 | 0  | 10  |

### #6 SETH ANDERSON

#### LAST TIME OUT

1 rush att, 16 yards  
at Wisconsin

#### CAREER HIGHS

**Catches:** 8 vs. Western Carolina (9/3/22) **Rush Att:** 1, 2X, last at Wisconsin (10/13/23)  
**Rec. Yards:** 131 vs. Western Carolina (9/3/22) **Rush Yards:** 30 vs. Western Michigan (9/16/23)  
**Rec. Long:** 48 vs. Western Carolina (9/3/22)  
**TD:** 2 vs. Western Carolina (9/3/22)

| Receiving     | No        | Yds        | Avg         | TD       | Lng       |
|---------------|-----------|------------|-------------|----------|-----------|
| 2021          | 1         | 0          | 0.0         | 0        | 0         |
| 2022          | 42        | 612        | 14.6        | 7        | 48        |
| 2023          | 5         | 79         | 15.8        | 1        | 36        |
| <b>Career</b> | <b>48</b> | <b>732</b> | <b>15.3</b> | <b>8</b> | <b>48</b> |

| Rushing       | No       | Yds       | Avg         | TD       | Lng       |
|---------------|----------|-----------|-------------|----------|-----------|
| 2021          | 0        | 0         | ---         | 0        | ---       |
| 2022          | 0        | 0         | ---         | 0        | ---       |
| 2023          | 2        | 46        | 23.0        | 0        | 30        |
| <b>Career</b> | <b>2</b> | <b>46</b> | <b>23.0</b> | <b>0</b> | <b>30</b> |

### #8 T.J. WASHINGTON JR.

#### LAST TIME OUT

DNP  
at Wisconsin

#### CAREER HIGHS

**Rush Att:** 6 vs. Western Michigan (9/16/23)  
**Rush Yards:** 31 vs. Western Michigan (9/16/23)  
**Rush Long:** 9 vs. Western Michigan (9/16/23)

| Rushing | No | Yds | Avg | TD | Lng |
|---------|----|-----|-----|----|-----|
| 2023    | 7  | 34  | 4.9 | 0  | 9   |

| Receiving | No | Yds | Avg | TD | Lng |
|-----------|----|-----|-----|----|-----|
| 2023      | 0  | 0   | --- | 0  | --- |

### #9 JAZIUN PATTERSON

#### LAST TIME OUT

No Statistics  
at Wisconsin

#### CAREER HIGHS

**Rush Att:** 10 at Iowa State (9/9/23) **Rush TD:** 1 at Iowa State (9/9/23)  
**Rush Yards:** 86 at Iowa State (9/9/23) **Catches:** 1 vs. Kentucky (12/31/22)  
**Rush Long:** 59 at Iowa State (9/9/23) **Rec. Yards:** 1 vs. Kentucky (12/31/22)

| Rushing       | No        | Yds        | Avg        | TD       | Lng       |
|---------------|-----------|------------|------------|----------|-----------|
| 2022          | 14        | 47         | 3.4        | 0        | 17        |
| 2023          | 21        | 104        | 5.0        | 1        | 59        |
| <b>Career</b> | <b>35</b> | <b>151</b> | <b>4.3</b> | <b>1</b> | <b>59</b> |

| Receiving     | No       | Yds       | Avg        | TD       | Lng      |
|---------------|----------|-----------|------------|----------|----------|
| 2022          | 1        | 1         | 1.0        | 0        | 1        |
| 2023          | 2        | 19        | 9.5        | 0        | 0        |
| <b>Career</b> | <b>3</b> | <b>20</b> | <b>6.7</b> | <b>0</b> | <b>1</b> |

### #10 DEACON HILL

#### LAST TIME OUT

6-of-14, 37 yards  
at Wisconsin

#### CAREER HIGHS

**Pass Att:** 27 vs. Michigan State (9/30/23) **Rush Att:** 3, 2X, last at Wisconsin (10/13/23)  
**Pass Comp:** 11 vs. Michigan State (9/30/23) **Rush Yards:**  
**Pass Yards:** 115 vs. Michigan State (9/30/23) **Rush Long:**  
**Pass Long:** 33 vs. Purdue (10/7/23)  
**Pass TD:** 1, 2X, last vs. Purdue (10/7/23)

| Passing       | Comp      | Att       | Pct         | Yds        | TD       | Int      | Lng       |
|---------------|-----------|-----------|-------------|------------|----------|----------|-----------|
| 2022          | 0         | 0         | .000        | 0          | 0        | 0        | 0         |
| 2023          | 27        | 70        | .386        | 311        | 2        | 2        | 33        |
| <b>Career</b> | <b>27</b> | <b>70</b> | <b>.386</b> | <b>311</b> | <b>2</b> | <b>2</b> | <b>33</b> |

| Rushing       | No        | Yds          | Avg           | TD       | Lng      |
|---------------|-----------|--------------|---------------|----------|----------|
| 2022          | 1         | (-10)        | (-10.0)       | 0        | 0        |
| 2023          | 6         | (-35)        | (-5.8)        | 0        | 0        |
| <b>Career</b> | <b>10</b> | <b>(-63)</b> | <b>(-6.3)</b> | <b>0</b> | <b>0</b> |

## 2023 IOWA FOOTBALL | INDIVIDUAL STATISTICS - OFFENSE

### #12 CADE MCNAMARA

#### LAST TIME OUT

DNP (Injury)  
at Wisconsin

#### CAREER HIGHS

**Pass Att:** 44 at Michigan State (10/30/21) **Rush Att:** 4, 2X last at Penn State (9/23/23)  
**Pass Comp:** 28 at Michigan State (10/30/21) **Rush Yards:** 23 at Michigan State (10/30/21)  
**Pass Yards:** 383 at Michigan State (10/30/21) **Rush Long:** 20 at Michigan State (10/30/21)  
**Pass Long:** 93 at Michigan State (10/30/21)  
**Pass TD:** 3 at Penn State (11/13/21)

| Passing       | Comp       | Att        | Pct         | Yds          | TD        | Int       | Lng       |
|---------------|------------|------------|-------------|--------------|-----------|-----------|-----------|
| 2019          | 0          | 0          | .000        | 0            | 0         | 0         | 0         |
| 2020          | 43         | 71         | .610        | 425          | 5         | 0         | 46        |
| 2021          | 210        | 327        | .640        | 2,576        | 15        | 6         | 93        |
| 2022          | 14         | 25         | .560        | 180          | 1         | 1         | 61        |
| 2023          | 46         | 90         | .511        | 505          | 4         | 3         | 36        |
| <b>Career</b> | <b>313</b> | <b>513</b> | <b>.610</b> | <b>3,686</b> | <b>25</b> | <b>10</b> | <b>93</b> |

| Rushing       | No        | Yds          | Avg           | TD       | Lng       |
|---------------|-----------|--------------|---------------|----------|-----------|
| 2019          | 0         | 0            | 0.0           | 0        | 0         |
| 2020          | 5         | 7            | 1.4           | 1        | 3         |
| 2021          | 37        | 26           | 0.7           | 1        | 20        |
| 2022          | 4         | (-30)        | (-7.5)        | 0        | 0         |
| 2023          | 12        | (-45)        | (-3.8)        | 0        | 0         |
| <b>Career</b> | <b>58</b> | <b>(-42)</b> | <b>(-0.7)</b> | <b>2</b> | <b>20</b> |

### #21 KADEN WETJEN

#### LAST TIME OUT

2 KO Returns, 58 yards  
at Wisconsin

#### CAREER HIGHS

**KO Returns:** 3 vs. Western Michigan (9/16/23)  
**Ret. Yards:** 88 vs. Western Michigan (9/16/23)  
**Ret. Long:** 35 vs. Western Michigan (9/16/23)

| KO Returns | No | Yds | Avg  | TD | Lng |
|------------|----|-----|------|----|-----|
| 2023       | 6  | 161 | 26.8 | 0  | 35  |

### #22 MAX WHITE

#### LAST TIME OUT

No Statistics  
at Wisconsin

#### CAREER HIGHS

**Rush TD:** 1 vs. Western Michigan (9/16/23)  
**Rush Att:** 3 vs. Western Michigan (9/16/23) **KO Returns:** 1 vs. Michigan State (9/30/23)  
**Rush Yards:** 3 vs. Western Michigan (9/16/23) **Ret. Yards:** 20 vs. Michigan State (9/30/23)  
**Rush Long:** 3 vs. Western Michigan (9/16/23) **Ret. Long:** 20 vs. Michigan State (9/30/23)

| Rushing | No | Yds | Avg | TD | Lng |
|---------|----|-----|-----|----|-----|
| 2023    | 3  | 3   | 1.0 | 1  | 3   |

| KO Returns | No | Yds | Avg  | TD | Lng |
|------------|----|-----|------|----|-----|
| 2023       | 1  | 20  | 20.0 | 0  | 20  |

### #28 KAMARI MOULTON

#### LAST TIME OUT

DNP  
at Wisconsin

#### CAREER HIGHS

**Rush Att:** 9 vs. Michigan State (9/30/23) **Rush Long:** 18 vs. Western Michigan (9/16/23)  
**Rush Yards:** 50 vs. Western Michigan (9/16/23) **Rush TD:** 2 vs. Western Michigan (9/16/23)

| Rushing | No | Yds | Avg | TD | Lng |
|---------|----|-----|-----|----|-----|
| 2023    | 23 | 93  | 4.0 | 2  | 18  |

### #82 JOHNNY PASCUZZI

#### LAST TIME OUT

1 rec, 1 yard  
at Wisconsin

#### CAREER HIGHS

**Catches:** 1 at Wisconsin (10/13/23)  
**Rec. Yards:** 1 at Wisconsin (10/13/23)  
**Rec. Long:** 1 at Wisconsin (10/13/23)

| Receiving     | No       | Yds      | Avg        | TD       | Lng      |
|---------------|----------|----------|------------|----------|----------|
| 2022          | 0        | 0        | ---        | 0        | 0        |
| 2023          | 1        | 1        | 1.0        | 0        | 1        |
| <b>Career</b> | <b>1</b> | <b>1</b> | <b>1.0</b> | <b>0</b> | <b>1</b> |

### #83 ERICK ALL

#### LAST TIME OUT

2 rec, 19 yards  
at Wisconsin

#### CAREER HIGHS

**Catches:** 10 at Michigan State (10/30/21)  
**Rec. Yards:** 98 at Michigan State (10/30/21)  
**Rec. Long:** 47 at Penn State (11/13/21)  
**Rec. TD:** 1, 5X, last vs. Purdue (10/7/23)

| Receiving     | No        | Yds        | Avg         | TD       | Lng       |
|---------------|-----------|------------|-------------|----------|-----------|
| 2019          | 1         | 10         | 10.0        | 0        | 10        |
| 2020          | 12        | 82         | 6.8         | 0        | 8         |
| 2021          | 38        | 437        | 11.5        | 2        | 47        |
| 2022          | 3         | 36         | 12.0        | 0        | 22        |
| 2023          | 21        | 299        | 14.2        | 3        | 34        |
| <b>Career</b> | <b>75</b> | <b>864</b> | <b>11.5</b> | <b>5</b> | <b>47</b> |

### #85 LUKE LACHEY

#### LAST TIME OUT

DNP (Injury)  
at Wisconsin

#### CAREER HIGHS

**Catches:** 7, 2X, last vs Utah State (9/2/23)  
**Rec. Yards:** 89 vs Nebraska (11/25/22)  
**Rec. Long:** 35 at Iowa State (9/9/23)  
**Rec. TD:** 1, 4X, last vs. Kentucky (12/31/22)

| Receiving     | No        | Yds        | Avg         | TD       | Lng       |
|---------------|-----------|------------|-------------|----------|-----------|
| 2020          | 0         | 0          | ---         | 0        | 0         |
| 2021          | 8         | 133        | 16.6        | 0        | 27        |
| 2022          | 28        | 398        | 14.2        | 4        | 34        |
| 2023          | 10        | 131        | 13.1        | 0        | 35        |
| <b>Career</b> | <b>46</b> | <b>662</b> | <b>14.4</b> | <b>4</b> | <b>35</b> |

### #86 STEVEN STILIANOS

#### LAST TIME OUT

No Statistics  
at Wisconsin

#### CAREER HIGHS

**Catches:** 6 at William & Mary (8/31/19) **TD:** 2 vs. Lehigh (4/10/21)  
**Rec. Yards:** 64 vs. Lehigh (4/10/21)  
**Rec. Long:** 37 vs. Fordham (11/2/19)

| Receiving     | No        | Yds        | Avg        | TD       | Lng       |
|---------------|-----------|------------|------------|----------|-----------|
| 2018          | 14        | 102        | 7.3        | 1        | 19        |
| 2019          | 21        | 177        | 8.4        | 0        | 37        |
| 2021 (Spring) | 9         | 125        | 13.9       | 4        | 34        |
| 2021 (Fall)   | 21        | 130        | 6.2        | 0        | 17        |
| 2022          | 0         | 0          | ---        | 0        | ---       |
| 2023          | 5         | 54         | 6.4        | 0        | 21        |
| <b>Career</b> | <b>70</b> | <b>588</b> | <b>8.4</b> | <b>5</b> | <b>37</b> |

### #87 ADDISON OSTRENGA

#### LAST TIME OUT

DNP (Injury)  
at Wisconsin

#### CAREER HIGHS

**Catches:** 2 vs. Western Michigan (9/16/23)  
**Rec. Yards:** 19 vs. Western Michigan (9/16/23)  
**Rec. Long:** 10 vs. Western Michigan (9/16/23)

| Receiving     | No       | Yds       | Avg        | TD       | Lng       |
|---------------|----------|-----------|------------|----------|-----------|
| 2022          | 1        | 6         | 6.0        | 0        | 6         |
| 2023          | 2        | 19        | 9.5        | 0        | 10        |
| <b>Career</b> | <b>3</b> | <b>25</b> | <b>8.3</b> | <b>0</b> | <b>10</b> |

### #88 HAYDEN LARGE

#### LAST TIME OUT

No Statistics  
at Wisconsin

#### CAREER HIGHS

**Catches:** 1 at Iowa State (9/9/23)  
**Rec. Yards:** 2 at Iowa State (9/9/23)  
**Rec. Long:** 2 at Iowa State (9/9/23)

| Receiving | No | Yds | Avg | TD | Lng |
|-----------|----|-----|-----|----|-----|
| 2023      | 1  | 2   | 2.0 | 0  | 2   |

### #89 NICO RAGAINI

#### LAST TIME OUT

2 rec, 13 yards  
at Wisconsin

#### CAREER HIGHS

**Catches:** 7, 3X, last vs Neb (11/25/22) **Rush Att:** 1, 3X, last vs. N'western (10/29/22) **Punt Returns:** 4 at Mich (10/5/19)  
**Rec. Yards:** 73 vs. Penn St (10/9/21) **Rush Yards:** 12 vs. N'western (10/29/22) **Ret. Yards:** 54 at Mich (10/5/19)  
**Rec. Long:** 48 vs. Kent St (9/18/21) **Rush Long:** 12 vs. N'western (10/29/22) **Ret. Long:** 17 at Mich (10/5/19)  
**Rec. TD:** 1, 4X, last at Pur (11/5/22) **TD:** 1 at Minnesota (11/13/20)

| Receiving     | No         | Yds          | Avg         | TD       | Lng       |
|---------------|------------|--------------|-------------|----------|-----------|
| 2018          | 1          | 7            | 7.0         | 0        | 7         |
| 2019          | 46         | 439          | 9.5         | 1        | 45        |
| 2020          | 18         | 191          | 10.6        | 2        | 28        |
| 2021          | 26         | 331          | 12.7        | 1        | 48        |
| 2022          | 34         | 386          | 11.4        | 1        | 46        |
| 2023          | 10         | 83           | 8.3         | 0        | 29        |
| <b>Career</b> | <b>135</b> | <b>1,437</b> | <b>10.6</b> | <b>5</b> | <b>48</b> |

| Rushing       | No       | Yds       | Avg        | TD       | Lng       |
|---------------|----------|-----------|------------|----------|-----------|
| 2018          | 0        | 0         | ---        | 0        | ---       |
| 2019          | 1        | 2         | 2.0        | 0        | 2         |
| 2020          | 1        | 1         | 1.0        | 1        | 1         |
| 2021          | 0        | 0         | ---        | 0        | ---       |
| 2022          | 2        | 17        | 8.5        | 0        | 12        |
| 2023          | 0        | 0         | ---        | 0        | ---       |
| <b>Career</b> | <b>4</b> | <b>20</b> | <b>5.0</b> | <b>1</b> | <b>12</b> |

| Punt Returns  | No        | Yds       | Avg        | TD       | Lng       |
|---------------|-----------|-----------|------------|----------|-----------|
| 2018          | 0         | 0         | ---        | 0        | ---       |
| 2019          | 9         | 96        | 10.7       | 0        | 17        |
| 2020          | 2         | 2         | 1.0        | 0        | 2         |
| 2021          | 0         | 0         | ---        | 0        | ---       |
| 2022          | 0         | 0         | ---        | 0        | ---       |
| 2023          | 0         | 0         | ---        | 0        | ---       |
| <b>Career</b> | <b>11</b> | <b>98</b> | <b>8.9</b> | <b>0</b> | <b>17</b> |



## 2023 IOWA FOOTBALL | INDIVIDUAL STATISTICS - DEFENSE

### #30 QUINN SCHULTE

#### LAST TIME OUT

5 tackles  
at Wisconsin

#### CAREER HIGHS

**Tackles:** 9, 2X, last at Illinois (10/8/22)  
**Solo:** 7, 2X, last vs. Michigan State (9/30/23)  
**Ast:** 6 at Illinois (10/8/22)

**TFL:** 1.0, 2X, last vs. Michigan State (9/30/23)  
**INT:** 1, 2X, last at Illinois (10/8/22)  
**PBU:** 4 vs. South Dakota State (9/3/22)  
**QBH:** 1 vs. Wisconsin (11/12/22)

| Defense | Solo | Ast | Total | T/Loss | Sacks | Int-Yds. | PBU | QBH | FF | RF |
|---------|------|-----|-------|--------|-------|----------|-----|-----|----|----|
| 2020    | 3    | 0   | 3     | 0/0    | 0/0   | 0-0      | 0   | 0   | 0  | 0  |
| 2021    | 2    | 0   | 2     | 0/0    | 0/0   | 1-42     | 0   | 0   | 0  | 0  |
| 2022    | 43   | 28  | 71    | 0.5/1  | 0/0   | 1-0      | 6   | 1   | 0  | 0  |
| 2023    | 28   | 12  | 40    | 2/9    | 0/0   | 0-0      | 1   | 0   | 0  | 0  |
| Career  | 76   | 40  | 116   | 2.5/10 | 0/0   | 2-42     | 7   | 1   | 0  | 0  |

### #34 JAY HIGGINS

#### LAST TIME OUT

13 tackles, 1 RF  
at Wisconsin

#### CAREER HIGHS

**Tackles:** 18 at Penn State (9/23/23)  
**Solo:** 12 vs. Utah State (9/2/23)  
**Ast:** 10 vs. Purdue (10/7/23)  
**TFL:** 0.5, 2X, last vs. Michigan (10/1/22)

**Sack:** 0.5 at Rutgers (9/24/22)  
**RF:** 1, 2X, last at Wisconsin (10/13/23)  
**INT:** 1 vs. Purdue (10/7/23)  
**PBU:** 2 vs. Utah State (9/2/23)  
**QBH:** 1 vs. Western Michigan (9/16/23)

| Defense | Solo | Ast | Total | T/Loss | Sacks | Int-Yds. | PBU | QBH | FF | RF | INT |
|---------|------|-----|-------|--------|-------|----------|-----|-----|----|----|-----|
| 2020    | 2    | 0   | 2     | 0/0    | 0/0   | 0-0      | 0   | 0   | 0  | 0  | 0   |
| 2021    | 3    | 2   | 5     | 0/0    | 0/0   | 0-0      | 0   | 0   | 0  | 1  | 0   |
| 2022    | 20   | 19  | 39    | 1.5/3  | 0.5/3 | 0-0      | 0   | 0   | 0  | 0  | 0   |
| 2023    | 41   | 46  | 87    | 0/0    | 0/0   | 3-1      | 3   | 1   | 1  | 1  | 1   |
| Career  | 66   | 67  | 133   | 1.5/3  | 0.5/3 | 3-1      | 3   | 1   | 1  | 2  | 1   |

### #35 TANNER POLLOCK

#### LAST TIME OUT

DNP  
at Wisconsin

| Defense | Solo | Ast | Total | T/Loss | Sacks | Int-Yds. | PBU | QBH | FF | RF |
|---------|------|-----|-------|--------|-------|----------|-----|-----|----|----|
| 2023    | 0    | 0   | 0     | 0/0    | 0/0   | 0-0      | 0   | 0   | 0  | 0  |

### #37 KYLER FISHER

#### LAST TIME OUT

1 tackle, 1 FF, 1 PBU  
at Wisconsin

#### CAREER HIGHS

**Tackles:** 7 at Penn State (9/23/23)  
**Solo:** 5 at Penn State (9/23/23)

**Ast:** 2, 2X, last at Penn State (9/23/23)  
**Punt Block TD:** 1 at Nebraska (11/26/21)

| Defense | Solo | Ast | Total | T/Loss | Sacks | In-Yds. | PBU | QBH | FF | RF |
|---------|------|-----|-------|--------|-------|---------|-----|-----|----|----|
| 2020    | 2    | 0   | 2     | 0/0    | 0/0   | 0-0     | 0   | 0   | 0  | 0  |
| 2021    | 3    | 2   | 5     | 0/0    | 0/0   | 0-0     | 0   | 0   | 0  | 0  |
| 2022    | 2    | 3   | 5     | 0/0    | 0/0   | 0-0     | 0   | 0   | 0  | 0  |
| 2023    | 14   | 5   | 19    | 2.5/5  | 0/0   | 0-0     | 1   | 0   | 1  | 0  |
| Career  | 21   | 10  | 31    | 2.5/5  | 0/0   | 0-0     | 1   | 0   | 1  | 0  |

### #41 JADEN HARRELL

#### LAST TIME OUT

No Statistics  
at Wisconsin

#### CAREER HIGHS

**Tackles:** 1 vs. Utah State (9/2/23)  
**Ast:** 1 vs. Utah State (9/3/22)

| Defense | Solo | Ast | Total | T/Loss | Sacks | Int-Yds. | PBU | QBH | FF | RF |
|---------|------|-----|-------|--------|-------|----------|-----|-----|----|----|
| 2023    | 1    | 0   | 1     | 0/0    | 0/0   | 0-0      | 0   | 0   | 0  | 0  |

### #43 KARSON SHARAR

#### LAST TIME OUT

2 tackles  
at Wisconsin

#### CAREER HIGHS

**Tackles:** 2 at Wisconsin (10/13/23)  
**Solo:** 2 at Wisconsin (10/13/23)  
**Ast:** 1, 3X, last vs. Michigan State (9/30/23)

**TFL:** 0.5 vs. Western Michigan (9/16/23)

| Defense | Solo | Ast | Total | T/Loss | Sacks | Int-Yds. | PBU | QBH | FF | RF |
|---------|------|-----|-------|--------|-------|----------|-----|-----|----|----|
| 2021    | 0    | 0   | 0     | 0/0    | 0/0   | 0-0      | 0   | 0   | 0  | 0  |
| 2022    | 0    | 1   | 1     | 0/0    | 0/0   | 0-0      | 0   | 0   | 0  | 0  |
| 2023    | 3    | 2   | 5     | 0.5/1  | 0/0   | 0-0      | 0   | 0   | 0  | 0  |
| Career  | 3    | 3   | 6     | 0.5/1  | 0/0   | 0-0      | 0   | 0   | 0  | 0  |

### #45 DEONTAE CRAIG

#### LAST TIME OUT

5 tackles, 1 QBH  
at Wisconsin

#### CAREER HIGHS

**Tackles:** 8 vs. MSU (9/30/23)  
**Solo:** 3, 2X, last vs. Kentucky (12/31/22)  
**Ast:** 7 vs. Michigan State (9/30/23)

**Sacks:** 1.5 vs. Wisconsin (11/12/22)  
**TFL:** 3.5 vs. Kentucky (12/31/22)  
**QBH:** 2 at Rutgers (9/24/22)  
**PBU:** 1 at Illinois (10/8/22)

**FF:** 1, 3X, last vs. Kentucky (12/31/22)  
**RF:** 1 at Minnesota (11/19/22)  
**Punt Blk:** 1 vs. Wisconsin (11/12/22)

| Defense | Solo | Ast | Total | T/Loss | Sacks  | QBH | PBU | RF | FF | Blk |
|---------|------|-----|-------|--------|--------|-----|-----|----|----|-----|
| 2021    | 4    | 10  | 14    | 2.5/18 | 1.5/15 | 0   | 0   | 0  | 0  | 0   |
| 2022    | 12   | 19  | 31    | 10/65  | 6.5/57 | 3   | 1   | 1  | 3  | 1   |
| 2023    | 8    | 20  | 28    | 3.5/13 | 2/10   | 6   | 1   | 0  | 0  | 0   |
| Career  | 24   | 49  | 72    | 16/101 | 10/87  | 9   | 2   | 1  | 3  | 1   |

### #48 MAX LLEWELLYN

#### LAST TIME OUT

No Statistics  
at Wisconsin

#### CAREER HIGHS

**Tackles:** 2, 3X, last at Penn State (9/23/23)  
**Solo:** 2 vs. Western Michigan (9/16/23)  
**Ast:** 1, 3X, last at Penn State (9/23/23)

**Sack:** 0.5 vs. Purdue (10/7/23)  
**TFL:** 0.5, 2X, last vs. Purdue (10/7/23)  
**QBH:** 1, 2X, last vs. Utah State (9/2/23)  
**PBU:** 1 vs. Utah State (9/2/23)

| Defense | Solo | Ast | Total | T/Loss | Sacks | Int-Yds. | QBH | PBU | FF | RF |
|---------|------|-----|-------|--------|-------|----------|-----|-----|----|----|
| 2022    | 1    | 2   | 3     | 0.5/1  | 0/0   | 0-0      | 1   | 0   | 0  | 0  |
| 2023    | 3    | 2   | 5     | 0.5/1  | 0.5/1 | 0-0      | 1   | 1   | 0  | 0  |
| Career  | 4    | 4   | 8     | 1.0/2  | 0.5/1 | 0-0      | 2   | 1   | 0  | 0  |

### #49 ETHAN HURKETT

#### LAST TIME OUT

3 tackles, 1 QBH  
vs. Purdue

#### CAREER HIGHS

**Tackles:** 9 at Penn State (9/23/23)  
**Solo:** 5, at Penn State (9/23/23)  
**Ast:** 4, at Penn State (9/23/23)

**Sack:** 1 vs. Northwestern (10/29/22)  
**TFL:** 2 at Iowa State (9/9/23)  
**QBH:** 1, 4X, last at Wisconsin (10/13/23)  
**FR:** 1 vs. Michigan State (9/30/23)

| Defense | Solo | Ast | Total | T/Loss | Sacks | PBU | QBH | FF | RF | Blk |
|---------|------|-----|-------|--------|-------|-----|-----|----|----|-----|
| 2021    | 2    | 2   | 4     | 0.5/1  | 0/0   | 0   | 1   | 0  | 0  | 0   |
| 2022    | 10   | 5   | 15    | 2/12   | 1/10  | 0   | 1   | 0  | 0  | 0   |
| 2023    | 14   | 14  | 28    | 3.5/6  | 0/0   | 0   | 2   | 0  | 1  | 0   |
| Career  | 26   | 21  | 48    | 6/19   | 1/10  | 0   | 3   | 0  | 1  | 0   |

### #54 ANTERIO THOMPSON

#### LAST TIME OUT

DNP  
at Wisconsin

#### CAREER HIGHS

**Tackles:** 1 vs. Western Michigan (9/16/23)  
**Solo:** 1 vs. Western Michigan (9/16/23)  
**QBH:** 1 vs. Western Michigan (9/16/23)

| Defense | Solo | Ast | Total | T/Loss | Sacks | PBU | QBH | FF | RF | Blk |
|---------|------|-----|-------|--------|-------|-----|-----|----|----|-----|
| 2023    | 1    | 0   | 1     | 0/0    | 0/0   | 0   | 0   | 0  | 0  | 1   |

### #55 JEREMIAH PITTMAN

#### LAST TIME OUT

No Statistics  
at Wisconsin

#### CAREER HIGHS

**Tackles:** 2 vs. Nevada (9/17/22)  
**Solo:** 2 vs. Nevada (9/17/22)  
**Ast:** 1, 3X, last at Penn State (9/23/23)

**TFL:** 1 vs. Nevada (9/17/22)  
**RF:** 1 vs. Western Michigan (9/16/23)

| Defense | Solo | Ast | Total | T/Loss | Sacks | Int-Yds. | QBH | PBU | FF | RF |
|---------|------|-----|-------|--------|-------|----------|-----|-----|----|----|
| 2022    | 3    | 1   | 4     | 1/1    | 0/0   | 0-0      | 0   | 0   | 0  | 0  |
| 2023    | 3    | 2   | 5     | 0/0    | 0/0   | 0-0      | 0   | 0   | 0  | 1  |
| Career  | 6    | 4   | 10    | 1/1    | 0/0   | 0-0      | 0   | 0   | 0  | 1  |

### #85 LOGAN LEE

#### LAST TIME OUT

2 tackles, 1 PBU  
at Wisconsin

#### CAREER HIGHS

**Tackles:** 10 vs. Purdue (10/7/23)  
**Solo:** 5 vs. Purdue (10/7/23)  
**Ast:** 6, 2X, last at Illinois (10/8/22)  
**TFL:** 2.5 vs. Purdue (10/7/23)

**Sack:** 2 vs. Purdue (10/7/23)  
**QBH:** 2 vs. Wisconsin (11/12/22)  
**RF:** 1, twice, last vs. Wisconsin (11/12/22)  
**PBU:** 1, 6X, last at Wisconsin (10/13/23)  
**FG Block:** 1, 2X, last at Iowa State (9/9/23)

| Defense | Solo | Ast | Total | T/Loss  | Sacks | QBH | PBU | Blk | RF |
|---------|------|-----|-------|---------|-------|-----|-----|-----|----|
| 2020    | 1    | 0   | 1     | 0/0     | 0/0   | 0   | 0   | 0   | 0  |
| 2021    | 17   | 31  | 48    | 5/24    | 3/21  | 1   | 1   | 1   | 1  |
| 2022    | 21   | 33  | 54    | 8/34    | 3/22  | 3   | 3   | 0   | 1  |
| 2023    | 10   | 20  | 30    | 2.5/18  | 2/17  | 1   | 2   | 1   | 0  |
| Career  | 49   | 84  | 133   | 16.5/78 | 8/60  | 5   | 6   | 2   | 2  |

### #90 BRIAN ALLEN

#### LAST TIME OUT

DNP  
at Wisconsin

#### CAREER HIGHS

**Tackles:** 1 vs. Utah State (9/2/23)  
**Ast:** 1 vs. Utah State (9/2/23)  
**PBU:** 1 vs. Utah State (9/2/23)

| Defense | Solo | Ast | Total | T/Loss | Sacks | QBH | PBU | Blk | RF |
|---------|------|-----|-------|--------|-------|-----|-----|-----|----|
| 2023    | 0    | 1   | 1     | 0/0    | 0/0   | 1   | 0   | 0   | 0  |

# 2023 IOWA FOOTBALL | INDIVIDUAL STATISTICS - DEFENSE & SPECIALISTS

## #94 YAHYA BLACK

### LAST TIME OUT

4 tackles, 1 Sack, 1 TFL, 1 FF  
at Wisconsin

#### CAREER HIGHS

**Tackles:** 7 at Penn State (9/23/23)  
**Solo:** 4, at Penn State (9/23/23)  
**Ast:** 4, 2X, last vs. Purdue (10/7/23)

**Sacks:** 1, 2X, last at Wisconsin (10/13/23)  
**TFL:** 1 vs. Kentucky (12/31/22)  
**FF:** 1, 2X, last at Wisconsin (10/13/23)  
**PBU:** 1, 4X, last at Minnesota (11/19/22)

| Defense       | Solo      | Ast       | Total     | T/Loss      | Sacks      | Int-Yds    | PBU      | FF       | RF       |
|---------------|-----------|-----------|-----------|-------------|------------|------------|----------|----------|----------|
| 2020          | 1         | 2         | 3         | .5/1        | 0/0        | 0-0        | 0        | 0        | 0        |
| 2021          | 7         | 11        | 18        | 0/0         | 0/0        | 0-0        | 2        | 1        | 0        |
| 2022          | 3         | 8         | 11        | 1.5/2       | 1/1        | 0-0        | 2        | 0        | 0        |
| 2023          | 16        | 16        | 25        | 1/8         | 1/8        | 0-0        | 1        | 1        | 0        |
| <b>Career</b> | <b>27</b> | <b>37</b> | <b>64</b> | <b>3/11</b> | <b>2/9</b> | <b>0-0</b> | <b>5</b> | <b>2</b> | <b>0</b> |

## #95 AARON GRAVES

### LAST TIME OUT

1 tackle, 1 FF  
at Wisconsin

#### CAREER HIGHS

**Tackles:** 5, 2X, last vs. Purdue (10/7/23)  
**Solo:** 3, 2X, last at Iowa State (9/9/23)  
**Ast:** 4, 2X, last vs. Purdue (10/7/23)

**TFL:** 2 at Purdue (11/5/22)  
**Sacks:** 1.5 at Rutgers (9/24/22)  
**FF:** 1 at Wisconsin (10/13/23)

| Defense       | Solo      | Ast       | Total     | T/Loss        | Sacks         | Int-Yds    | QBH      | PBU      | FF       | RF       |
|---------------|-----------|-----------|-----------|---------------|---------------|------------|----------|----------|----------|----------|
| 2022          | 5         | 9         | 14        | 5.5/25        | 2.5/14        | 0-0        | 0        | 0        | 0        | 0        |
| 2023          | 8         | 13        | 21        | 3/21          | 1/8           | 0-0        | 0        | 0        | 1        | 0        |
| <b>Career</b> | <b>13</b> | <b>22</b> | <b>35</b> | <b>8.5/46</b> | <b>3.5/22</b> | <b>0-0</b> | <b>0</b> | <b>0</b> | <b>1</b> | <b>0</b> |

## #99 NOAH SHANNON

### LAST TIME OUT

DNP  
at Wisconsin

#### CAREER HIGHS

**Tackles:** 8 at Illinois (10/8/22)  
**Solo:** 5 at Northwestern (11/6/21)  
**Ast:** 5 at Illinois (10/8/22)

**Sack:** 1, 4X, last vs Nebraska (11/25/22)  
**TFL:** 2.5 vs Nebraska (11/25/22)  
**FF:** 1 vs. Rutgers (9/7/19)  
**FR:** 1 vs. Rutgers (9/7/19)  
**PB:** 1, 2X, last vs. Kentucky (12/31/22)  
**QH:** 1, 3X, last at N'western (11/6/21)

| Defense       | Solo      | Ast       | Total      | T/Loss       | Sacks         | Int-Yds    | PBU      | QBH      | FF       | RF       |
|---------------|-----------|-----------|------------|--------------|---------------|------------|----------|----------|----------|----------|
| 2019          | 2         | 3         | 5          | 0/0          | 0/0           | 0-0        | 0        | 0        | 1        | 1        |
| 2020          | 6         | 5         | 11         | .5/5         | .5/5          | 0-0        | 1        | 0        | 0        | 0        |
| 2021          | 21        | 26        | 47         | 2/15         | 2/15          | 0-0        | 0        | 3        | 0        | 0        |
| 2022          | 24        | 20        | 44         | 8.5/38       | 2/18          | 0-0        | 0        | 3        | 0        | 0        |
| <b>Career</b> | <b>53</b> | <b>54</b> | <b>107</b> | <b>11/58</b> | <b>4.5/38</b> | <b>0-0</b> | <b>1</b> | <b>6</b> | <b>1</b> | <b>1</b> |

## #9 TORY TAYLOR

### LAST TIME OUT

10 punts, 50.6 avg, 5 50+, 6 In-20  
at Wisconsin

#### CAREER HIGHS

**Punts:** 10, 2X, last at Wisconsin (10/13/23)  
**Yards:** 506 at Wisconsin (10/13/23)  
**Avg:** 52.3 at Penn State (9/23/23)  
**Long:** 70 at Purdue (11/5/22)

**Pass Att:** 1 vs. Kent State (9/18/21)  
**Pass Comp:** 1 vs. Kent State (9/18/21)  
**Pass Yards:** 3 vs. Kent State (9/18/21)  
**Pass Long:** 3 vs. Kent State (9/18/21)

| Punting       | No         | Yds           | Avg         | Lng       | 50+       | In-20      | TB        | Blk      | FC        |
|---------------|------------|---------------|-------------|-----------|-----------|------------|-----------|----------|-----------|
| 2020          | 40         | 1,765         | 44.1        | 61        | 9         | 18         | 1         | 0        | 20        |
| 2021          | 80         | 3,688         | 46.1        | 69        | 27        | 39         | 13        | 2        | 26        |
| 2022          | 82         | 3,725         | 45.4        | 70        | 27        | 38         | 11        | 1        | 25        |
| 2023          | 46         | 2,235         | 48.5        | 62        | 20        | 18         | 1         | 1        | 13        |
| <b>Career</b> | <b>255</b> | <b>11,413</b> | <b>44.8</b> | <b>70</b> | <b>83</b> | <b>113</b> | <b>26</b> | <b>4</b> | <b>83</b> |

## #18 DREW STEVENS

### LAST TIME OUT

1 PAT, 2 FGM, Long 48  
at Wisconsin

#### CAREER HIGHS

**PAT:** 4 vs. Western Michigan (9/16/23)  
**PAT Att:** 4 vs. Western Michigan (9/16/23)  
**FG:** 4, 2X, last vs. Michigan State (9/30/23)  
**FGA:** 4, 2X, last vs. Michigan State (9/30/23)  
**Long:** 54 vs. Northwestern (10/29/22)

| Scoring       | FGs          | Lng       | PATs         | Points     |
|---------------|--------------|-----------|--------------|------------|
| 2022          | 16-18        | 54        | 24-24        | 72         |
| 2023          | 12-15        | 53        | 14-14        | 50         |
| <b>Career</b> | <b>28-33</b> | <b>54</b> | <b>38-38</b> | <b>122</b> |

| Field Goals   | 1-19       | 20-29        | 30-39      | 40-49       | 50+        | Total        | Blk      |
|---------------|------------|--------------|------------|-------------|------------|--------------|----------|
| 2022          | 0-0        | 7-7          | 3-3        | 4-6         | 2-2        | 16-18        | 0        |
| 2023          | 0-0        | 4-4          | 4-4        | 3-6         | 1-1        | 12-15        | 1        |
| <b>Career</b> | <b>0-0</b> | <b>11-11</b> | <b>7-7</b> | <b>7-12</b> | <b>3-3</b> | <b>28-33</b> | <b>1</b> |

# 2023 IOWA FOOTBALL | SUPERLATIVES UNDER COACH FERENTZ

## MOST POINTS

|    |                         |          |
|----|-------------------------|----------|
| 1. | 63 at Illinois          | 11/17/18 |
| 2. | 62 vs. North Texas      | 9/25/15  |
|    | 62 vs. Northwestern     | 11/9/02  |
| 4. | 59 vs. Western Michigan | 9/21/13  |
|    | 59 vs. Northwestern     | 11/10/01 |
| 6. | 57 vs. Akron            | 8/31/02  |
| 7. | 56 at Nebraska          | 11/24/17 |
|    | 56 vs. Ball State       | 9/3/05   |
|    | 56 vs. Buffalo          | 9/6/03   |

## FEWEST POINTS ALLOWED

|    |                             |          |
|----|-----------------------------|----------|
| 1. | 0 vs. Kentucky              | 12/31/22 |
|    | 0 vs. Nevada                | 9/17/22  |
|    | 0 at Northwestern           | 10/26/19 |
|    | 0 vs. Rutgers               | 9/7/19   |
|    | 0 at Illinois               | 11/17/18 |
|    | 0 vs. Maryland              | 10/20/18 |
|    | 0 at Illinois               | 11/19/16 |
|    | 0 vs. Ball State            | 9/26/10  |
|    | 0 vs. Minnesota             | 11/21/09 |
|    | 0 at Minnesota              | 11/22/08 |
|    | 0 vs. Florida International | 9/6/08   |
|    | 0 vs. Syracuse              | 9/8/07   |
|    | 0 vs. Ball State            | 9/3/05   |
|    | 0 vs. Kent State            | 9/1/01   |
|    | 0 vs. Northern Illinois     | 9/18/99  |

## MOST FIRST DOWNS

|    |                         |          |
|----|-------------------------|----------|
| 1. | 30 vs. Middle Tennessee | 9/28/19  |
|    | 30 vs. Kent State       | 9/1/01   |
| 3. | 29 at Iowa State        | 9/9/17   |
|    | 29 vs. Indiana          | 9/30/00  |
|    | 29 vs. Indiana          | 10/23/99 |
| 6. | 28 vs. North Texas      | 9/16/17  |
|    | 28 at Purdue            | 11/9/13  |
|    | 28 vs. Louisiana-Monroe | 9/24/11  |
|    | 28 vs. Ball State       | 9/26/10  |
|    | 28 at Indiana           | 10/11/08 |
|    | 28 vs. Minnesota        | 11/19/05 |
|    | 28 vs. Buffalo          | 9/6-03   |

## FEWEST FIRST DOWNS ALLOWED

|    |                               |                |
|----|-------------------------------|----------------|
| 1. | 5 vs. Rutgers                 | 9/7/19         |
|    | 5 vs. Syracuse                | 9/8/07         |
| 3. | 6 vs. South Dakota State      | 9/3/22         |
|    | 6 vs. Eastern Illinois        | 9/4/10         |
|    | 6 at Minnesota                | 11/22/08       |
|    | 6 vs. Penn State              | 10/23/04       |
| 6. | 7 vs. Maryland                | 10/20/18       |
| 7. | <b>8 vs. Western Michigan</b> | <b>9/16/23</b> |
|    | 8 vs. Ball State              | 9/26/10        |
|    | 8 vs. Arizona                 | 9/19/09        |
| 9. | 9 at Purdue                   | 9/27/14        |
|    | 9 vs. Western Michigan        | 9/21/13        |
|    | 9 vs. Georgia Tech            | 1/5/10         |
|    | 9 vs. Penn State              | 10/25/03       |

## MOST RUSHING ATTEMPTS

|     |                         |          |
|-----|-------------------------|----------|
| 1.  | 60 at Iowa State        | 9/14/13  |
|     | 60 vs. Kent State       | 9/4/04   |
| 3.  | 59 vs. North Texas      | 9/16/17  |
|     | 59 vs. Northwestern     | 11/10/01 |
| 5.  | 58 vs. Western Michigan | 9/21/13  |
|     | 58 vs. Missouri State   | 9/7/13   |
| 7.  | 56 vs. Minnesota        | 11/16/02 |
| 8.  | 55 at Illinois          | 11/15/14 |
| 9.  | 53 at Purdue            | 10/15/16 |
|     | 53 vs. Minnesota        | 11/17/01 |
| 11. | 52 vs. Illinois         | 11/21/21 |
|     | 52 vs. Maryland         | 10/20/18 |
|     | 52 at Purdue            | 11/9/13  |

## FEWEST RUSHING ATT., OPPONENT

|    |                        |          |
|----|------------------------|----------|
| 1. | 17 by Maryland         | 10-1/21  |
|    | 17 by North Texas      | 9/16/17  |
|    | 17 by Miami (Ohio)     | 9/7/02   |
| 4. | 18 by USC              | 12/27/19 |
|    | 18 by Purdue           | 10/19/19 |
| 6. | 19 by Iowa State       | 9/14/19  |
|    | 19 by Kent State       | 9/4/05   |
| 8. | 20 by Western Michigan | 9/21/13  |
|    | 20 by Michigan State   | 10/30/10 |
|    | 20 by Michigan         | 10/26/02 |
|    | 20 by Utah State       | 9/21/02  |
|    | 20 by Texas Tech       | 11/29/01 |

## MOST RUSHING YARDS

|     |                          |          |
|-----|--------------------------|----------|
| 1.  | 376 vs. Akron            | 8/31/02  |
| 2.  | 365 at Purdue            | 10/15/16 |
|     | 365 vs. Minnesota        | 11/16/02 |
| 4.  | 351 vs. Middle Tennessee | 9/28/19  |
| 5.  | 318 at Purdue            | 11/9/13  |
| 6.  | 313 at Nebraska          | 11/24/17 |
| 7.  | 304 at Illinois          | 11/15/14 |
| 8.  | 301 vs. Illinois         | 10/1/05  |
| 9.  | 300 vs. Utah State       | 9/21/02  |
| 10. | 298 vs. Missouri State   | 9/7/13   |

## FEWEST RUSHING YARDS ALLOWED

|    |                     |          |
|----|---------------------|----------|
| 1. | -13 vs. Kent State  | 9/4/04   |
| 2. | 6 vs. Northern Iowa | 9/15/18  |
| 3. | 7 at Minnesota      | 11/22/08 |
| 4. | 10 vs. Montana      | 9/2/06   |
| 5. | 14 vs. Miami (Ohio) | 9/7/02   |
| 6. | 18 vs. Northwestern | 10/29/22 |
| 7. | 19 vs. Iowa State   | 9/8/18   |
|    | 19 vs. Wisconsin    | 10/12/05 |
| 9. | 22 vs. USC          | 12/27/19 |

## MOST PASSES ATTEMPTED

|     |                       |          |
|-----|-----------------------|----------|
| 1.  | 61 vs. Indiana        | 10/23/99 |
| 2.  | 56 at Maryland        | 10/18/14 |
| 3.  | 55 vs. Ball State     | 9/6/14   |
|     | 55 vs. Florida        | 1/1/06   |
| 5.  | 50 at Penn State      | 10/27/18 |
| 6.  | 51 vs. Northwestern   | 10/31/20 |
|     | 51 vs. Minnesota      | 11/20/99 |
| 8.  | 48 vs. Pittsburgh     | 9/17/11  |
| 9.  | 47 vs. Michigan State | 11/12/11 |
| 10. | 46 vs. Michigan State | 10/5/13  |
|     | 46 vs. Purdue         | 11/6/04  |

## MOST PASSES COMPLETED

|    |                      |          |
|----|----------------------|----------|
| 1. | 36 vs. Indiana       | 9/30/99  |
| 2. | 35 vs. Ball State    | 9/6/14   |
| 3. | 32 at Maryland       | 10/18/14 |
|    | 32 vs. Florida       | 1/1/06   |
| 5. | 31 vs. Northern Iowa | 8/30/14  |
|    | 31 vs. Pittsburgh    | 9/17/11  |
| 7. | 30 vs. Indiana       | 9/30/00  |
| 8. | 29 vs. Ohio State    | 10/30/99 |
| 9. | 28 vs. Minnesota     | 11/20/99 |

## FEWEST PASSES ATT., OPPONENT

|     |                         |          |
|-----|-------------------------|----------|
| 1.  | 9 by Georgia Tech       | 1/5/10   |
| 2.  | 10 by Northwestern      | 10/27/12 |
| 3.  | 13 by Nebraska          | 9/23/00  |
|     | 13 by Iowa State        | 9/11/99  |
| 5.  | 14 by Wisconsin         | 11/22/14 |
|     | 14 by Minnesota         | 11/8/14  |
|     | 14 by Northwestern      | 10/26/13 |
|     | 14 by Nebraska          | 11/23/12 |
| 9.  | 15 by Minnesota         | 11/19/22 |
|     | 15 by Nebraska          | 9/4/99   |
| 11. | 16 by Maryland          | 10/20/18 |
|     | 16 by Northern Illinois | 9/1/12   |
|     | 16 by Wisconsin         | 11/13/99 |

## FEWEST PASSES COMP., OPPONENT

|     |                              |                |
|-----|------------------------------|----------------|
| 1.  | 2 by Georgia Tech            | 1/5/10         |
| 2.  | 6 by Maryland                | 10/20/18       |
|     | 6 by Northern Illinois       | 9/1/12         |
|     | 6 by Iowa State              | 9/11/99        |
| 5.  | <b>7 by Western Michigan</b> | <b>9/16/23</b> |
|     | 7 by Minnesota               | 11/19/22       |
|     | 7 by LSU                     | 1/1/14         |
|     | 7 by Indiana                 | 10/11/14       |
|     | 7 by Northwestern            | 10/27/12       |
|     | 7 by Syracuse                | 9/8/07         |
|     | 7 by Buffalo                 | 9/6/03         |
| 11. | 8 by Nebraska                | 11/23/12       |
|     | 8 by Ball State              | 9/26/10        |
| 13. | 9 by Minnesota               | 10/28/17       |
|     | 9 by Northwestern            | 11/1/14        |
|     | 9 by Maine                   | 8/30/08        |
|     | 9 by Penn State              | 11/13/04       |
|     | 9 by Minnesota               | 10/23/04       |

## MOST PASSING YARDS

|    |                    |          |
|----|--------------------|----------|
| 1. | 426 vs. Indiana    | 10/23/99 |
| 2. | 399 vs. Pittsburgh | 9/17/11  |
| 3. | 380 vs. Indiana    | 9/30/00  |
| 4. | 377 vs. Minnesota  | 11/19/05 |
| 5. | 364 at Minnesota   | 11/18/06 |
| 6. | 357 vs. Purdue     | 10/8/05  |

## FEWEST PASSING YARDS ALLOWED

|     |                          |          |
|-----|--------------------------|----------|
| 1.  | 12 vs. Georgia Tech      | 1/5/10   |
| 2.  | 47 vs. Rutgers           | 9/7/19   |
|     | 47 vs. Maryland          | 10/20/18 |
| 4.  | 54 vs. Northern Illinois | 9/1/12   |
| 5.  | 56 vs. Ball State        | 9/26/10  |
| 6.  | 58 vs. Buffalo           | 9/6/03   |
| 7.  | 63 vs. Nebraska          | 11/23/12 |
| 8.  | 72 at Purdue             | 9/27/14  |
| 9.  | 73 vs. Minnesota         | 11/20/04 |
| 10. | 74 vs. Maryland          | 10/31/15 |
| 11. | 75 vs. Northwestern      | 11/1/14  |
| 12. | 79 vs. Syracuse          | 9/8/07   |
| 13. | 82 vs. Nevada            | 9/17/22  |
|     | 82 at Illinois           | 11/17/18 |

## MOST TOTAL OFFENSE

|    |                          |          |
|----|--------------------------|----------|
| 1. | 644 vs. Middle Tennessee | 9/28/19  |
| 2. | 613 vs. Minnesota        | 11/19/05 |
| 3. | 602 vs. Northwestern     | 11/10/01 |
| 4. | 593 vs. Akron            | 8/31/02  |
| 5. | 587 at Illinois          | 11/14/14 |
| 6. | 562 vs. Ball State       | 9/26/10  |
| 7. | 552 vs. Indiana          | 10/23/99 |
| 8. | 546 at Minnesota         | 11/18/06 |
| 9. | 545 vs. Northern Iowa    | 9/15/18  |

## FEWEST TOTAL YARDS ALLOWED

|    |                            |          |
|----|----------------------------|----------|
| 1. | 103 vs. Syracuse           | 9/8/07   |
| 2. | 110 vs. Kent State         | 9/4/04   |
| 3. | 112 vs. Ball State         | 9/26/10  |
| 4. | 115 vs. Maryland           | 10/20/18 |
| 5. | 120 vs. South Dakota State | 9/3/22   |
| 6. | 125 vs. Rutgers            | 9/7/19   |
| 7. | 134 at Minnesota           | 11/22/08 |
| 8. | 144 vs. Montana            | 9/2/06   |
|    | 144 vs. Ball State         | 9/3/05   |

## PUNTING AVERAGE (MIN. OF 4)

|     |                           |                 |
|-----|---------------------------|-----------------|
| 1.  | 53.0 at Northwestern      | 10/21/17        |
| 2.  | <b>52.3 at Penn State</b> | <b>9/23/23</b>  |
| 3.  | 51.8 at Purdue            | 11/5/22         |
| 4.  | 51.5 vs. Western Michigan | 9/9/00          |
| 5.  | 51.1 at Iowa State        | 9/11/21         |
| 6.  | 51.0 vs. Arizona          | 9/19/09         |
| 7.  | 50.7 vs. Iowa State       | 9/10/22         |
| 8.  | <b>50.6 at Wisconsin</b>  | <b>10/14/23</b> |
| 9.  | 50.2 vs. Penn State       | 11/4/00         |
| 10. | 50.0 vs. Kentucky         | 1/1/22          |
|     | 50.0 vs. Wisconsin        | 11/13/99        |
| 12. | 49.5 vs. Indiana          | 9/4/21          |
| 13. | 49.2 vs. LSU              | 1/1/05          |
| 14. | 49.0 at Wisconsin         | 10/30/21        |
|     | 49.0 vs. Northwestern     | 10/31/20        |
|     | 49.0 vs. Miami (Ohio)     | 9/7/02          |

## MOST TIME OF POSSESSION

|     |                             |          |
|-----|-----------------------------|----------|
| 1.  | 41:53 vs. Kent State        | 9/4/04   |
| 2.  | 40:55 vs. Maryland          | 10/20/18 |
| 3.  | 40:45 vs. North Texas       | 9/16/17  |
| 4.  | 39:00 at Maryland           | 10/1/21  |
| 5.  | 38:42 vs. Northern Illinois | 9/1/12   |
| 6.  | 38:27 vs. Michigan          | 10/26/02 |
| 7.  | 38:18 vs. Missouri State    | 9/7/13   |
| 8.  | 38:07 at Indiana            | 10/11/08 |
| 9.  | 38:03 at Iowa State         | 9/14/13  |
| 10. | 37:56 vs. Arizona           | 9/19/09  |
| 11. | 37:38 vs. Rutgers           | 9/7/19   |
| 12. | 37:37 at Minnesota          | 11/22/08 |
| 13. | 37:36 vs. Nebraska          | 11/28/14 |

**Bold denotes 2023**



## 2023 IOWA FOOTBALL | POSTGAME NOTES & GAME SUMMARY

### UTAH STATE (0-1) at #25 IOWA (1-0)

SATURDAY, SEPT. 2, 2023 -- DUKE SLATER FIELD AT KINNICK STADIUM

|            | 1  | 2 | 3 | 4 | FINAL |
|------------|----|---|---|---|-------|
| Utah State | 0  | 3 | 3 | 8 | 14    |
| #25 Iowa   | 14 | 3 | 0 | 7 | 24    |

ATTENDANCE: 69,250  
TEMPERATURE: 80 Degrees  
TIME OF GAME: 3:33

### IOWA NOTES

No. 25 Iowa (1-0) defeated Utah State (0-1), 24-14, in its season opener on Saturday inside Kinnick Stadium.

- Iowa is now 100-33-2 in season opener, including 21-4 all-time under head coach Kirk Ferentz.
- The win is Ferentz's 199th career victory and his 187th win at Iowa.

#### INDIVIDUAL NOTES

- QB Cade McNamara completed 17-of-30 attempts (56.6 percent) for 191 yards and two touchdowns in his Iowa debut (17th career start).
- McNamara had a 36-yard touchdown pass on his first career attempt as a Hawkeye. He is the first Iowa quarterback since Chuck Long in 1983 to have a touchdown pass on his first completion of the season (24 yards to Norm Granger against Iowa State).
- TE Luke Lachey tied a career-high with seven receptions for 73 yards, including a 31-yarder in the fourth quarter.
- Iowa's tight ends (Lachey and Erick All) combined for 10 catches for 88 yards and one touchdown.
- RB Kaleb Johnson led Iowa's rushing attack with 63 yards on 19 attempts, including a 3-yard touchdown run in the fourth quarter. It is Johnson's seventh career rushing touchdown.
- Johnson also had a career-long 54-yard kickoff return on the opening kickoff of the 2023 season.
- WR Seth Anderson had a 36-yard touchdown reception and TE Erick All had a 3-yard touchdown reception – both players' first career receptions at Iowa.
- LB Jay Higgins had a career high 16 tackles, including 12 solo stops. It was his second career game with 10 or more tackles.
- DB Xavier Nwankpa had his second career interception in the second quarter. Nwankpa has two interceptions in two career starts.

#### MISCELLANEOUS

- Iowa's opening drive touchdown pass was the first to open a season since 1991 vs. Hawaii (Matt Rodgers-to-Danan Hughes). It is the first time in the Kirk Ferentz era that Iowa opened the season with a passing touchdown.
- Iowa had touchdowns on consecutive drives for the first time since Nov. 5, 2022, at Purdue and it is the first time the unit had two first-quarter touchdowns in the opening quarter since Nevada (9/17/22).
- DL Deontae Craig, DL Yahya Black and DB Deshaun Lee made their first career starts. QB Cade McNamara, TE Erick All and LB Nick Jackson made their first career starts as Hawkeyes.

### SCORING SUMMARY

#### First Quarter

14:18 - IOWA - Seth Anderson, 36-yard pass from McNamara (2 plays, 39 yds., 0:33)  
7:44 - IOWA - Erick All, 3-yard pass from McNamara (11 plays, 75 yards, 4:31)

#### Second Quarter

11:03 - UTAH ST. - Testa, 32-yard FG (16 plays, 56 yards 5:59)  
0:07 - IOWA - Drew Stevens, 20-yard FG (11 plays, 47 yards, 3:47)

#### Third Quarter

12:02 - UTAH ST. - Nimrod, 45-yard FG (7 plays, 47 yards, 2:58)

#### Fourth Quarter

10:17 - IOWA - Kaleb Johnson, 3-yard rush (10 plays, 68 yards, 4:43)  
1:36 - UTAH ST. - T. Vaughn, 16-yard pass from Legas (3 plays, 70 yards, 0:31)

### TEAM STATS

| UTAH STATE | TEAM STATS      | IOWA    |
|------------|-----------------|---------|
| 19         | First Downs     | 18      |
| 24-116     | Rushes-Yards    | 36-88   |
| 213        | Passing Yards   | 196     |
| 32-48-1    | Com-Att-Int     | 18-33-0 |
| 72-329     | Total Offense   | 69-284  |
| 6-44.3     | Punts-Avg.      | 7-47.0  |
| 0-0        | Fumbles-Lost    | 2-0     |
| 10-91      | Penalties-Yards | 7-50    |
| 27:48      | Possession Time | 32:12   |

### INDIVIDUAL LEADERS

#### RUSHING:

UTAH ST.: Rahsul Faison 7-59, Davon Booth 8-33  
IOWA: Kaleb Johnson 19-63 (1 TD), Kaden Wetjen 3-22

#### PASSING:

UTAH ST.: Cooper Legas, 32-48, 213 yards, 1 TD, 1 INT  
IOWA: Cade McNamara, 17-30, 191 yards, 2 TD, 0 INT

#### RECEIVING:

UTAH ST.: Terrell Vaughn 12-93 (1 TD), Jalen Royals 5-39  
IOWA: Luke Lachey 7-73, Erick All 3-15 (1 TD), Seth Anderson 2-41 (1 TD)

#### TACKLES:

UTAH ST.: MJ Tafisi 12, Simeon Harris 8, Anthony Switzer 8  
IOWA: Jay Higgins 16, Cooper DeJean 7, Deshaun Lee 6

## 2023 IOWA FOOTBALL | POSTGAME NOTES & GAME SUMMARY

### IOWA (2-0) at IOWA STATE (1-1)

SATURDAY, SEPT. 9, 2023 -- MIDAMERICAN ENERGY FIELD AT JACK TRICE STADIUM

|            | 1 | 2  | 3 | 4  | FINAL |
|------------|---|----|---|----|-------|
| Iowa       | 3 | 14 | 3 | 0  | 20    |
| Iowa State | 0 | 3  | 0 | 10 | 13    |

ATTENDANCE: 61,500  
TEMPERATURE: 80 Degrees  
TIME OF GAME: 3:07

### IOWA NOTES

- The win is head coach Kirk Ferentz's 200th career victory and his 188th at Iowa. He is the 27th head coach to reach the 200-win milestone at an FBS institution.
- Iowa has won six straight games over Iowa State in Ames and seven of the last eight meetings overall. The Hawkeyes are now 47-23 all-time against Iowa State.
- Iowa now leads the Iowa Corn Cy-Hawk Series, 5-2, through the first three matchups during the 2023-24 season.
- In three out of the last four meetings, the outcome has been decided by one score.

#### INDIVIDUAL NOTES

- RB Jaziun Patterson had a career-best 86 rushing yards on 10 attempts, including a 4-yard touchdown run in the second quarter. It was the first touchdown run of his career.
- Patterson had a career-long 59-yard run on third-and-1 on Iowa's opening possession. The 59-yard rush is the second-longest rush dating back to the 2022 season.
- TE Luke Lachey had three receptions for a team-high 58 yards and TE Erick All had three catches for 32 yards. In two games, the tight end duo has 16 receptions for 178 yards and one touchdown.
- CASH Sebastian Castro had a 30-yard interception return for a touchdown to give Iowa a 17-0 lead. It was Castro's first career interception and his second career defensive touchdown (fumble return at Rutgers).
- DL Logan Lee blocked Iowa State's Chase Contreras's field goal on the opening possession of the game. It is the second blocked kick of Lee's career (vs. Minnesota). Iowa has blocked a kick/punt in each of the last three seasons.
- DB Cooper DeJean had 10 tackles, including six solo stops. It is the third time in his career he has had 10 or more tackles.
- K Drew Stevens went 2-for-2 on field goal attempts. It is the sixth time in Stevens' career he has made two or more field goals. The North Carolina native is 3-for-3 on field goal attempts this season.
- Stevens is 19-of-21 in field goal attempts for his Hawkeye career.

#### MISCELLANEOUS

- Iowa extended its pick 6 streak to 16 consecutive seasons (and 21 of the last 23 years) with Sebastian Castro's 30-yard pick 6 in the second quarter. The streak is the second longest nationally.
- Iowa's defense has allowed one touchdown or less in 11 of its last 15 games, dating back to the start of the 2022 season. The Hawkeyes allowed one touchdown (and two field goals) in its season-opening 24-14 triumph over Utah State on Sept. 2 in Kinnick Stadium. Since the start of the 2015 season, Iowa is now 65-2 when leading by eight points at any point in a game.
- The Hawkeyes scored on their opening possession in back-to-back games (TD vs. Utah State, FG vs. Iowa State).
- Iowa had an eight-play, 80-yard scoring drive on its second possession – it's longest scoring drive of the season.
- Iowa didn't commit a penalty in the game (and there were only two penalties in the game). It is the second time in the last five games that the Hawkeyes didn't commit a penalty (at Minnesota, 2022).

### SCORING SUMMARY

#### First Quarter

5:56 - IOWA - Drew Stevens, 28-yard FG (7 plays, 70 yards, 2:44)

#### Second Quarter

13:39 - IOWA - Jaziun Patterson, 4-yard rush (8 plays, 80 yards, 4:40)

4:29 - IOWA - Sebastian Castro, 30-yard INT return (0:50)

0:04 - ISU - Chase Contreras, 42-yard FG (11 plays, 51 yards, 4:25)

#### Third Quarter

3:57 - IOWA - Drew Stevens, 34-yd FG (11 plays, 69 yards, 5:48)

#### Fourth Quarter

13:18 - ISU - Chase Contreras, 46-yard FG (8 plays, 31 yards, 2:31)

2:53 - ISU - Jayden Higgins, 16-yard pass from Becht (14 plays, 80 yards, 6:59)

### TEAM STATS

| IOWA    | TEAM STATS      | IOWA STATE |
|---------|-----------------|------------|
| 9       | First Downs     | 19         |
| 29-112  | Rushes-Yards    | 31-87      |
| 123     | Passing Yards   | 203        |
| 12-22-1 | Com-Att-Int     | 23-44-1    |
| 51-235  | Total Offense   | 75-290     |
| 6-46.3  | Punts-Avg.      | 6-51.8     |
| 0-0     | Fumbles-Lost    | 0-0        |
| 0-0     | Penalties-Yards | 2-24       |
| 26:30   | Possession Time | 33:30      |

### INDIVIDUAL LEADERS

#### RUSHING:

IOWA: Jaziun Patterson 10-86 1 TD, Kaleb Johnson 15-28

IOWA ST.: Cartevious Norton 21-59, Abu Sama 8-24

#### PASSING:

IOWA: Cade McNamara, 12-22, 123 yards, 1 INT

IOWA ST.: Rocco Becht, 23-44, 203 yards, 1 TD, 1 INT

#### RECEIVING:

IOWA: Luke Lachey 3-58, Erick All 3-32

IOWA ST.: Jayden Higgins 8-95, Jaydin Noel 8-50

#### TACKLES:

IOWA: Cooper DeJean 10, Deshaun Lee 9, Nick Jackson 9

IOWA ST.: Beau Freyler 10, Jeremiah Cooper 6, T.J. Tampa 5

## 2023 IOWA FOOTBALL | POSTGAME NOTES & GAME SUMMARY

### WESTERN MICHIGAN (1-2) at #25/24 IOWA (3-0)

SATURDAY, SEPT. 16, 2023 -- DUKE SLATER FIELD AT KINNICK STADIUM

|                  | 1 | 2  | 3  | 4  | FINAL |
|------------------|---|----|----|----|-------|
| Western Michigan | 7 | 3  | 0  | 0  | 10    |
| #25/24 Iowa      | 0 | 14 | 17 | 10 | 41    |

ATTENDANCE: 69,250  
TEMPERATURE: 78 degrees  
TIME OF GAME: 3:51

### IOWA NOTES

• It is the 11th time in head coach Kirk Ferentz's Iowa tenure that the team has started the season with a 3-0 record (2023, 2021, 2019, 2018, 2017, 2015, 2009, 2008, 2006, 2003, 2001). The Hawkeyes went 3-1 in nonconference play in 2008 and 4-0 in both 2003 and 2006.

#### INDIVIDUAL NOTES

- RB Leshon Williams recorded his first career 100-yard game, finishing with 145 yards on 12 attempts. Williams also had a 25-yard touchdown reception in the second quarter – his first career receiving touchdown (and third TD overall). He finished the game with 172 all-purpose yards.
- Williams had a career-long 53-yard run in the second quarter to set up Iowa's first touchdown. It is Iowa's second rush of 50+ yards this season. (The Hawkeyes had two 50+ yard runs in 13 games in 2022.)
- Williams' 25-yard reception was a career long.
- WR Diante Vines had a 3-yard touchdown reception in the second quarter. It was Vines' first career touchdown.
- True freshman RB Kamari Moulton had two touchdowns – one from 3-yards out and a second from 1-yard out -- in his first collegiate game. Moulton rushed for 50 yards on eight attempts.
- The last Hawkeye freshman to have two rushing touchdowns was Kaleb Johnson vs. Nevada in 2022.
- Moulton is the first Hawkeye with two or more touchdowns in his collegiate debut since Jewell Hampton in the 2008 season opener against Maine.
- RB Max White scored his first collegiate touchdown, scoring from 2 yards out in the fourth quarter.
- QB Cade McNamara completed 9-of-19 attempts for 103 yards and two touchdowns, tying a season high. McNamara has four touchdowns (to three interceptions) this season.
- DT Anterio Thompson blocked a WMU punt in the third quarter – his first career punt block – that resulted in a safety. It was Thompson's first career game as a Hawkeye.
- It is the first safety of the season and the first for the program since recording two safeties against South Dakota State in the 2022 season opener.
- Iowa has blocked two kicks this season (one punt, one field goal) and the defense/special teams have scored eight points.
- LB Jay Higgins and LB Nick Jackson combined for 18 total tackles.
- Higgins forced a fumble – the first of his career -- in the third quarter and DL Jeremiah Pittman recovered, giving Iowa possession at the WMU 17. It was Pittman's first career fumble recovery.
- Jackson tied for the team high with nine tackles and had a forced fumble.
- RB Jaziun Patterson made his first career start.
- WR Jarriett Buie, RB Kamari Moulton, RB Terrell Washington, Jr., LB Nolan DeLong, DB John Nestor and DB Zach Lutmer became the first Hawkeye freshmen to appear in a game this season.

#### MISCELLANEOUS

- The Hawkeyes rushed for 254 yards – a season high – and the most by the offense since 2019 vs. Middle Tennessee State (358 yards).
- Iowa scored a season-high 41 points – the most for the program since 2021 at Maryland (51 points).
- Iowa's defense surrendered just 35 yards and allowed one first down in the second half. WMU had 239 yards of total offense – the fewest allowed by the Hawkeye defense this season.
- Iowa converted a 2-point conversion (from Cade McNamara to Erick All) in the third quarter to make the score 24-10. It is Iowa's first 2-point conversion since 2020 against Wisconsin.
- Iowa's defense has allowed one touchdown or less in 12 of its last 16 games, dating back to the start of the 2022 season.
- Since the start of the 2015 season, Iowa is now 66-2 when leading by eight points at any point in a game.
- The Hawkeyes have held their last seven nonconference opponents to 14 or fewer points dating back to last season, the longest active streak by any FBS team. It is the longest streak by Iowa in the Kirk Ferentz era (since 1999).

### SCORING SUMMARY

#### First Quarter

5:40 - WMU - Sambucci, 64-yard pass from Bourguet (4 plays, 96 yards, 1:55)

#### Second Quarter

8:26 - IOWA - Diante Vines, 3-yard pass from Cade McNamara (5 plays, 66 yards, 2:35)

4:45 - WMU - Domschke, 27-yard FG (9 plays, 66 yards, 3:41)

1:29 - IOWA - Leshon Williams, 25-yard pass from Cade McNamara (1 play, 25 yards, 0:08)

#### Third Quarter

7:30 - IOWA - Safety (1:47)

4:02 - IOWA - Kamari Moulton, 3-yard run (Erick All pass from Cade McNamara), 6 plays, 53 yards, 3:21)

2:10 - IOWA - Kamari Moulton - 1-yard run (3 plays, 17 yards, 1:28)

#### Fourth Quarter

5:20 - IOWA - Drew Stevens - 31-yard FG (9 plays, 56 yards, 4:12)

0:30 - IOWA - Max White, 2-yard run (6 plays, 33 yards, 2:42)

### TEAM STATS

| WMU    | TEAM STATS      | IOWA    |
|--------|-----------------|---------|
| 8      | First Downs     | 19      |
| 36-117 | Rushes-Yards    | 43-254  |
| 122    | Passing Yards   | 133     |
| 7-18-0 | Com-Att-Int     | 11-22-2 |
| 54-239 | Total Offense   | 65-387  |
| 8-37.4 | Punts-Avg.      | 4-41.8  |
| 2-1    | Fumbles-Lost    | 1-0     |
| 8-64   | Penalties-Yards | 1-5     |
| 26:07  | Possession Time | 33:53   |

### INDIVIDUAL LEADERS

#### RUSHING:

WMU: Treyson Bourguet 8-32; Zahir Abdus-Salaam 10-31

IOWA: Leshon Williams 12-145; Kamari Moulton 8-50, 2 TD

#### PASSING:

WMU: Treyson Bourguet, 5-16, 124, 1 TD; Jack Salopek, 2-2, -2

IOWA: Cade McNamara, 9-19, 103 yards, 2 TD, 2 INT; Deacon Hill, 2-3, 30 yards

#### RECEIVING:

WMU: Kenneth Womack, 2-11; Anthony Sambucci 1-64

IOWA: Steven Stilianos, 2-29; Leshon Williams, 2-27

#### TACKLES:

WMU: Damari Robinson 8, Tate Hallock 8

IOWA: Nick Jackson 9, Jay Higgins 9, Quinn Schulte/Yahya Black 6

## 2023 IOWA FOOTBALL | POSTGAME NOTES & GAME SUMMARY

### #24/22 IOWA (3-1, 0-1) at #7/7 PENN STATE (4-0, 2-0)

SATURDAY, SEPT. 23, 2023 -- BEAVER STADIUM

|                 | 1 | 2 | 3  | 4 | FINAL |
|-----------------|---|---|----|---|-------|
| #24/22 Iowa     | 0 | 0 | 0  | 0 | 0     |
| #7/7 Penn State | 3 | 7 | 14 | 7 | 31    |

ATTENDANCE: 110,830  
TEMPERATURE: 53 degrees, rainy  
TIME OF GAME: 3:04

#### IOWA NOTES

• The announced attendance of 110,830 is the eighth-largest road crowd Iowa has played in front of in program history. The figure is the second biggest in Penn State history.

#### INDIVIDUAL NOTES

- Iowa's three linebackers – Jay Higgins, Nick Jackson and Kyler Fisher – combined for 38 tackles in the game.
- Higgins finished with 18 tackles (10 in the first half), including 10 solo stops. It is his second game this season (and third of his career) finishing with 10 or more stops.
- Higgins' 18 tackles are the most by a Hawkeye since Jack Campbell had 18 against Colorado State in 2021.
- Jackson had a season-high 13 tackles, including 2.5 tackles for loss. It is his first game with 10 or more tackles as a Hawkeye and 21st game in his career.
- Fisher had a career-high seven tackles.
- DL Ethan Hurkett had a career-high nine tackles. DL Yahya Black and DL Joe Evans both had career-highs with seven tackles.
- P Tory Taylor had a season-long 62-yard punt in the second quarter. Taylor punted seven times for 366 yards for a career-best 52.3 average.

#### MISCELLANEOUS

- Iowa was shut out for the first time since 2000.
- The Hawkeye defense finished with a season-high six tackles for loss, including a team-best 2.5 TFL for LB Nick Jackson.
- Iowa lost its first fumble of the season on its second possession. Penn State turned the turnover into three points – the first points an opponent has scored off a turnover this season.

#### SCORING SUMMARY

##### First Quarter

1:35 - PSU - Felkins, 46-yard FG (17 plays, 53 yards, 7:28)

##### Second Quarter

9:17 - PSU - Dinkins, 9-yard pass from Allar (10 plays, 39 yards, 4:54)

##### Third Quarter

8:20 - PSU - Warren, 2-yard pass from Allar (15 plays, 75 yards, 6:40)

1:01 - PSU - Warren, 7-yard pass from Allar (12 plays, 71 yards, 5:50)

##### Fourth Quarter

12:19 - PSU - Lambert-Smith, 3-yard pass from Allar (8 plays, 19 yards, 3:37)

#### TEAM STATS

| IOWA   | TEAM STATS      | PSU     |
|--------|-----------------|---------|
| 4      | First Downs     | 28      |
| 17-20  | Rushes-Yards    | 57-215  |
| 56     | Passing Yards   | 182     |
| 6-16-0 | Com-Att-Int     | 26-40-0 |
| 33-76  | Total Offense   | 97-397  |
| 7-52.7 | Punts-Avg.      | 4-37.8  |
| 6-4    | Fumbles-Lost    | 1-0     |
| 4-28   | Penalties-Yards | 4-45    |
| 14:33  | Possession Time | 45:27   |

#### INDIVIDUAL LEADERS

##### RUSHING:

IOWA: Kamari Moulton 6-18; Leshon Williams 6-9

PSU: Kaytron Allen 21-72; Beau Pribula 8-55

##### PASSING:

IOWA: Cade McNamara, 5-14, 42 yards; Deacon Hill 1-2, 14 yards

PSU: Drew Allar 25-37, 166, 4 TDs; Beau Pribula 1-3, 16 yards

##### RECEIVING:

IOWA: Erick All 3-35, Diante Vines 1-14

PSU: KeAndre Lambert-Smith 8-66, 1 TD; Theo Johnson 6-42

##### TACKLES:

IOWA: Jay Higgins 18, Nick Jackson 13, Ethan Hurkett 9

PSU: Curtis Jacobs 3, Abdul Carter 3

## 2023 IOWA FOOTBALL | POSTGAME NOTES & GAME SUMMARY

### MICHIGAN STATE (2-3, 0-2) at IOWA (4-1, 1-1)

SATURDAY, SEPT. 30, 2023 -- DUKE SLATER FIELD AT KINNICK STADIUM

|                | 1 | 2 | 3 | 4  | FINAL |
|----------------|---|---|---|----|-------|
| Michigan State | 3 | 6 | 7 | 0  | 16    |
| Iowa           | 3 | 7 | 3 | 13 | 26    |

ATTENDANCE: 69,250  
TEMPERATURE: 58 degrees  
TIME OF GAME: 3:31

### IOWA NOTES

• The win is head coach Kirk Ferentz's 116th career Big Ten victory, moving him into sole possession of third place on the all-time list. Ferentz only trails Michigan's Bo Schembechler (143) and Ohio State's Woody Hayes (153).

#### INDIVIDUAL NOTES

- QB Cade McNamara left the game in the first quarter with a lower body injury and did not return.
- QB Deacon Hill completed 11-of-27 passes for 115 yards and one touchdown after entering the game in the first quarter following McNamara's injury. The second-quarter touchdown pass was the first of his career.
- TE Erick All had a 13-yard touchdown reception in the second quarter. During the drive, All had 62 yards on three catches (32, 17, 13) for his second touchdown of the season. He finished the game with four catches for 67 yards.
- LB Jay Higgins finished with 12 tackles, his third game with 10 or more tackles this season.
- LB Nick Jackson had 10 tackles, his second straight game with 10 or more stops. Jackson has 22 career double-digit tackle games.
- DL Deontae Craig had a career-high eight tackles and DB Xavier Nwankpa tied his career-high with eight tackles.
- DB Cooper DeJean had his first interception of the season in the second quarter. It is his sixth career interception.
- DB Sabastian Castro had his second interception of the season in the third quarter.
- DB Jamari Harris had his first interception this season in the fourth quarter. It is his fifth career interception.
- K Drew Stevens went 4-for-4 in field goal attempts, including a season long 53-yarder in the third quarter. It is the second-longest field goal of his career. Stevens also made a 40-yarder on Iowa's opening possession.
- Stevens is now 3-for-3 in his career from 50+ yards.
- Stevens four made field goals ties a career high.
- Stevens is 8-for-9 on field goals this season.
- DB Cooper DeJean returned a 70-yard punt for a touchdown, which is the 15th longest return in program history. It is his first punt return TD of his career and the 70-yard return is Iowa's longest play of the season.
- It is Iowa's first punt return for a touchdown since Charlie Jones did so against Michigan State in 2020.

#### MISCELLANEOUS

- Iowa opened the game with a scoring drive, covering 53 yards over eight plays before converting a 40-yard field goal. It is the third time this season the Hawkeyes have put points on the board on their opening possession (TD, FG, FG).
- It was Iowa's 19th consecutive game not giving up 400 yards which is the longest active streak in the FBS.
- Since 2009, Iowa defense has registered 223 interceptions which ties for the most in Division-I. (Alabama and Oregon)
- The Hawkeyes had three interceptions in the game for the first time this season. It is the first game the defense has forced more than one turnover.
- Iowa turned the first interception into seven points and turned Michigan State's fumble into three points in the fourth quarter. The team has a 27-17 advantage in points off turnovers this season.
- Michigan State kicker Jonathan Kim connected on a 58-yard field goal as time expired in the first half. The kick is a Kinnick Stadium record.
- Iowa's defense created four turnovers for the first time since Oct. 9, 2021. (Penn State)
- Last time Iowa's defense had three interceptions was against Northwestern on Nov. 11, 2021.
- The Hawkeyes are 66-2 when leading by eight or more at any point of a game.
- Iowa has won nine of its last 12 night games in Kinnick.

### SCORING SUMMARY

#### First Quarter

11:25 - IOWA - Drew Stevens, 40-yd. FG (8 plays, 53 yards, 3:35)  
3:48 - MSU - Jonathan Kim, 31-yd. FG (6 plays, 43 yards, 3:22)

#### Second Quarter

11:04 - MSU - Jonathan Kim, 32-yd. FG (14 plays, 61 yards, 6:09)  
3:48 - IOWA - Erick All, 13-yd. pass from Deacon Hill (5 plays, 80 yards, 2:16)  
0:00 - MSU - Jonathan Kim, 58-yd. FG (6 plays, 35 yards, 0:35)

#### Third Quarter

13:08 - MSU - Cal Halady, 42-yd. fumble return (0:12)  
7:38 - IOWA - Drew Stevens, 53-yd. FG (4 plays, -5 yards, 2:02)

#### Fourth Quarter

5:19 - IOWA - Drew Stevens, 36-yd. FG (7 plays, 20 yards, 2:28)  
3:45 - IOWA - Cooper DeJean, 70-yd. punt return (1:34)  
0:59 - IOWA - Drew Stevens, 34-yd. FG (6 plays, 14 yards, 2:30)

### TEAM STATS

| MSU     | TEAM STATS      | IOWA    |
|---------|-----------------|---------|
| 20      | First Downs     | 15      |
| 32-156  | Rushes-Yards    | 27-61   |
| 193     | Passing Yards   | 161     |
| 25-44-3 | Com-Att-Int     | 14-32-1 |
| 76-349  | Total Offense   | 59-222  |
| 6-48.8  | Punts-Avg.      | 7-48.9  |
| 1-1     | Fumbles-Lost    | 1-1     |
| 10-94   | Penalties-Yards | 3-25    |
| 33:48   | Possession Time | 26:12   |

### INDIVIDUAL LEADERS

#### RUSHING:

MSU: Nate Carter, 20-108; Noah Kim 6-35  
IOWA: Leshon Williams 12-38; Kamari Moulton 9-25

#### PASSING:

MSU: Noah Kim, 25-44, 193, 3 INT  
IOWA: Deacon Hill, 11-27, 115 yards, 1 TD, 1 INT; Cade McNamara, 3-5, 46 yards

#### RECEIVING:

MSU: Montorie Foster, Jr., 8-79; Maliq Carr, 6-43  
IOWA: Erick All, 4-67, Diante Vines, 3-35

#### TACKLES:

MSU: Malik Spencer 8, Cal Haladay 8  
IOWA: Jay Higgins 12, Nick Jackson 10, Xavier Nwankpa/Quinn Schulte/Deontae Craig 8

## 2023 IOWA FOOTBALL | POSTGAME NOTES & GAME SUMMARY

### PURDUE (2-4, 1-2) at IOWA (5-1, 2-1)

SATURDAY, OCT. 7, 2023 -- DUKE SLATER FIELD AT KINNICK STADIUM

|        | 1 | 2 | 3 | 4 | FINAL |
|--------|---|---|---|---|-------|
| Purdue | 0 | 7 | 0 | 7 | 14    |
| Iowa   | 7 | 3 | 3 | 7 | 20    |

ATTENDANCE: 69,250  
TEMPERATURE: 57 degrees  
TIME OF GAME: 3:16

### IOWA NOTES

• The Hawkeyes have won 11 of their last 14 Homecoming games dating back to 2009 and improves to 62-44-5 all-time.

#### INDIVIDUAL NOTES

- RB Kaleb Johnson rushed for 134 yards – the second-most of his career -- on 17 carries and one touchdown in his first game since Week 2 at Iowa State.
- It is Johnson's first 100-yard game this season and the fourth of his career.
- Iowa has two 100-yard rushing games in 2023 (Leshon Williams vs. WMU).
- Johnson had a 67-yard touchdown run on the second play of Iowa's second drive – his second touchdown of the season. It is Iowa's longest offensive play this season and the second longest career rush. (Both have come against Purdue, 75 yards in 2022).
- QB Deacon Hill completed 6-of-21 passes for 110 yards and one touchdown, a 22-yarder to Erick All in the fourth quarter. It is Hill's second career touchdown pass.
- TE Erick All had a team-high five receptions for 97 yards and one touchdown – a 22-yarder in the fourth quarter. It is All's second straight game with a touchdown and team-leading third this season.
- DB Cooper DeJean had an interception in his second straight game, picking off Hudson Card in the first quarter and returning it 41 yards to the Purdue 5. It is DeJean's seventh career pick.
- LB Jay Higgins had his first career interception in the fourth quarter. Higgins also finished the game with a team-high 12 tackles, his fourth double-digit tackle game of the season (and fifth of his career).
- DL Logan Lee had a career-high 10 tackles, including 2.5 TFL and two sacks. It is the first time Lee has recorded 10 or more tackles in a game.
- DE Joe Evans had six tackles, including a career-best four TFL.
- K Drew Stevens made two field goals – from 27 and 23 yards. Stevens is now 10-of-13 on field goal attempts this season.
- It is Stevens' eighth career game with two or more field goals.

#### MISCELLANEOUS

- Iowa has allowed 14 or fewer points in 12 of its last 19 games.
- The Hawkeye defense allowed 357 yards of total offense to Purdue. It is the 20th consecutive game the unit has allowed 400 or fewer yards, the longest active streak nationally.
- Iowa recorded its sixth and seventh interception of the season in the game. The Hawkeyes turned the turnover into three points, their 30th points off turnovers this season.
- The Hawkeyes finished with season highs in sacks (6) and TFL (12). Iowa entered the game with three sacks over its first five games. (Iowa also had 12 TFL in the Music City Bowl win over Kentucky last season.)
- Iowa's rushing attack finished with 181 yards in the game – the second-most this season and the most against a Big Ten opponent since Iowa ran for 184 yards at Purdue in 2022.
- Iowa improves to 68-2 since 2015 when leading by eight points at any point in a game.

### SCORING SUMMARY

#### First Quarter

10:15 - IOWA - Kaleb Johnson, 67-yard run (2 plays, 80 yards, 0:43)

#### Second Quarter

14:57 - IOWA - Drew Stevens, 27-yard FG (4 plays, -4 yards, 1:56)

0:32 - PURDUE - TJ Sheffield, 43-yard pass from Hudson Card (7 plays, 69 yards, 2:00)

#### Third Quarter

7:58 - IOWA - Drew Stevens, 23-yard FG (9 plays, 75 yards, 3:45)

#### Fourth Quarter

14:24 - IOWA - Erick All, 22-yard pass from Deacon Hill (6 plays, 46 yards, 2:22)

2:54 - PURDUE - Devin Mockobee 2-yard run (6 plays, 74 yards, 1:59)

### TEAM STATS

| PURDUE  | TEAM STATS      | IOWA   |
|---------|-----------------|--------|
| 21      | First Downs     | 13     |
| 40-96   | Rushes-Yards    | 35-181 |
| 247     | Passing Yards   | 110    |
| 25-40-2 | Com-Att-Int     | 6-21-1 |
| 80-343  | Total Offense   | 56-291 |
| 6-41.3  | Punts-Avg.      | 6-47.3 |
| 2-0     | Fumbles-Lost    | 1-0    |
| 6-45    | Penalties-Yards | 2-20   |
| 35:28   | Possession Time | 24:32  |

### INDIVIDUAL LEADERS

#### RUSHING:

Purdue: Devin Mockobee 20-89; Dylan Downing 8-39

IOWA: Kaleb Johnson 17-134; Leshon Williams 13-74

#### PASSING:

Purdue: Hudson Card, 25-40, 247, 1 TD, 2 INT

IOWA: Deacon Hill, 6-21, 110, 1 TD, 1 INT

#### RECEIVING:

Purdue: Garrett Miller 8-71, TJ Sheffield 6-93, 1 TD

IOWA: Erick All 5-97, 1 TD, Kaleb Johnson 1-13

#### TACKLES:

Purdue: Sanoussi Kane 9, Dillion Thieneman 8

IOWA: Jay Higgins 12, Logan Lee 10, Quinn Schulte 8

## 2023 IOWA FOOTBALL | POSTGAME NOTES & GAME SUMMARY

### IOWA (6-1, 3-1) at WISCONSIN (4-2, 2-1)

SATURDAY, OCT. 14, 2023 -- CAMP RANDALL STADIUM

|           | 1 | 2 | 3 | 4 | FINAL |
|-----------|---|---|---|---|-------|
| Iowa      | 0 | 7 | 0 | 8 | 15    |
| Wisconsin | 0 | 0 | 6 | 0 | 6     |

ATTENDANCE: 76,205  
TEMPERATURE: 54 degrees  
TIME OF GAME: 3:25

### IOWA NOTES

- The victory is Iowa's second straight over Wisconsin (for the first time since 2008 and 2009) and the Hawkeyes have won three of the last four games in the series.
- It is Iowa's first victory in Madison since 2015.
- The Hawkeyes are 26-8 in their last 34 rivalry trophy games.
- Iowa earned its sixth win of the season to become bowl eligible for the 22nd time in the last 23 seasons under head coach Kirk Ferentz.
- The Hawkeyes are 2-0 in trophy games this season.

#### INDIVIDUAL NOTES

- RB Leshon Williams recorded his second 100-yard game of the season (and career), finishing with a career-high 174 yards on 25 attempts and one touchdown – an 82-yard run in the second quarter.
- The 82-yarder is Iowa's longest rush since 1997 (82, Tavian Banks vs. Iowa State).
- It is the Hawkeyes' longest rush all-time against Wisconsin (previous best was Tyler Goodson in 2020 (80 yards))
- The rush is Williams' career long, Iowa's longest play of the season and the fourth longest rush in the nation this season.
- It is the first time since 2021 that Iowa has had a 100-yard rusher in consecutive games (Tyler Goodson).
- It is the first time since 2020 that Iowa had two different 100-yard rushers in consecutive games (Goodson, Mekhi Sargent).
- LB Jay Higgins finished with 13 tackles, his fifth double-digit tackle game this season (and sixth of his career).
- DB Sebastian Castro registered his third career interception in the fourth quarter. Castro finished with seven tackles, including two TFL and a blitz that led to Iowa's safety.
- DL Yahya Black had a forced fumble in the end zone, which resulted in a Wisconsin safety.
- DL Aaron Graves had a forced fumble, which was recovered by Jay Higgins in the fourth quarter.
- P Tory Taylor had 10 punts for 506 yards for a 50.6 average. Five punts traveled 50+ yards (two 60+ yard punts), including a 62-yarder, tying a season-long, and five that were downed inside the 20.
- K Drew Stevens made a 48-yard field goal in the fourth quarter – his second-longest make of the season. He is 12-of-15 in field goal attempts in 2023.
- Stevens has two or more field goals in a single game in nine career games.

#### MISCELLANEOUS

- Iowa's rushing attack finished with 200 yards against Wisconsin – the program's most against the Badgers since 2008 (254 yards).
- Iowa shut out Wisconsin in the first half. It was just the fourth time in the last 20 years that the Badgers were shutout in the first half in Camp Randall Stadium.
- Iowa knocked Wisconsin starting QB Tanner Mordecai out of the game late in the first half.
- Iowa recorded a safety in the fourth quarter on a Yahya Black forced fumble (and Wisconsin recovered). It is Iowa's second safety of the season (Western Michigan) and the team's second straight year with two safeties.
- Iowa's defense has scored 10 points in 2023 and 50 points since the start of the 2022 season.
- Iowa has held seven teams without a touchdown since the start of the 2022 season.
- The unit has allowed one touchdown or less in five of the first seven games of 2023 and 14 of the last 20 games.
- Iowa has allowed 14 or fewer points in 13 of its last 20 games.
- The Hawkeye defense allowed 332 yards of total offense. It is the 21st consecutive game the unit has allowed 400 or fewer yards, the longest active streak nationally.
- The Hawkeyes have played in front of seven consecutive sellouts to open the 2023 season.
- The 15-6 final score is just the second in program history and first since 1896.

### SCORING SUMMARY

#### Second Quarter

11:49 - IOWA - Leshon Williams, 82-yard run (3 plays, 90 yards, 1:20)

#### Third Quarter

9:55 - UW - Vakos - 36-yard FG (13 plays, 60 yards, 5:01)

3:58 - UW - Vakos - 52-yard FG (10 plays, 60 yards, 4:55)

#### Fourth Quarter

13:08 - IOWA - Drew Stevens, 48-yard FG (6 plays, 28 yards, 2:44)

12:15 - IOWA - Safety

1:55 - IOWA - Drew Stevens, 40-yard FG (5 plays, 17 yards, 1:06)

### TEAM STATS

| IOWA    | TEAM STATS      | WISCONSIN |
|---------|-----------------|-----------|
| 9       | First Downs     | 18        |
| 48-200  | Rushes-Yards    | 28-96     |
| 37      | Passing Yards   | 228       |
| 6-14-0  | Com-Att-Int     | 27-50-1   |
| 62-237  | Total Offense   | 78-324    |
| 10-50.6 | Punts-Avg.      | 8-42.9    |
| 1-0     | Fumbles-Lost    | 4-1       |
| 5-55    | Penalties-Yards | 7-48      |
| 30:33   | Possession Time | 29:27     |

### INDIVIDUAL LEADERS

#### RUSHING:

IOWA: Leshon Williams 25-174, 1 TD; Kaleb Johnson 17-35

UW: Baelon Allen 18-87, Jackson Acker 3-10

#### PASSING:

IOWA: Deacon Hill, 6-14, 37 yards

UW: Braedyn Locke 15-30, 122 yards, 1 INT; Tanner Mordecai 12-20, 106 yards

#### RECEIVING:

IOWA: Erick All 2-19; Nico Ragaini 2-13

UW: Will Pauling 8-60; Bryson Green 5-86

#### TACKLES:

IOWA: Jay Higgins 13, Sebastian Castro 7, Nick Jackson 6

UW: Jake Chaney 11, Preston Zachman 9, Hunter Wohler 7

## 2023 IOWA FOOTBALL NUMERICAL ROSTER

| NO. | NAME                    | POS. | HT.  | WT. | YR.  | HOMETOWN/HS/LAST SCHOOL                         |
|-----|-------------------------|------|------|-----|------|---|
| 0   | Diante Vines            | WR   | 6-0  | 198 | Jr.  | Danbury, Conn./The Taft School                  |
| 1   | Xavier Nwankpa ^        | DB   | 6-2  | 210 | So.  | Pleasant Hill, Iowa/Southeast Polk              |
| 2   | TJ Hall ^               | DB   | 6-1  | 185 | So.  | Fresno, Calif./San Joaquin Memorial             |
| 2   | Kaleb Johnson ^         | RB   | 6-0  | 222 | So.  | Hamilton, Ohio/Hamilton                         |
| 3   | Kaleb Brown             | WR   | 5-10 | 197 | So.  | Chicago, Ill./St. Rita/Ohio State               |
| 3   | Cooper DeJean ^         | DB   | 6-1  | 207 | Jr.  | Odebolt, Iowa/OA-BCIG                           |
| 4   | Koen Entringer          | DB   | 6-0  | 211 | #Fr. | Ypsilanti, Mich./Walled Lake Western            |
| 4   | Leshon Williams         | RB   | 5-10 | 208 | Jr.  | Chicago, Ill./Richards                          |
| 5   | Teegan Davis            | DB   | 6-0  | 160 | Fr.  | Princeton, Ill./Princeton                       |
| 5   | Joe Labas               | QB   | 6-4  | 213 | So.  | Brecksville, Ohio/Brecksville-Broadview Hts.    |
| 6   | Seth Anderson           | WR   | 6-0  | 180 | So.  | Suwanee, Ga./North Gwinnett/Charleston Southern |
| 6   | Zach Lutmer             | DB   | 6-0  | 192 | Fr.  | Rock Rapids, Iowa/Central Lyon/GLR              |
| 7   | Jacob Bostick           | WR   | 6-2  | 183 | #Fr. | Palatine, Ill./Palatine                         |
| 7   | John Nestor             | DB   | 5-11 | 196 | Fr.  | Chicago, Ill./Marist                            |
| 8   | Deshawn Lee             | DB   | 5-10 | 187 | #Fr. | Belleville, Mich./Belleville                    |
| 8   | Terrell Washington, Jr. | RB   | 5-11 | 195 | Fr.  | Wylie, Texas/Wylie East                         |
| 9   | Jaziun Patterson        | RB   | 5-10 | 204 | #Fr. | Pompano Beach, Fla./Deerfield Beach             |
| 9   | Tory Taylor ^           | P    | 6-4  | 232 | Sr.  | Melbourne, Australia/Haileybury College         |
| 10  | Deacon Hill             | QB   | 6-3  | 258 | So.  | Santa Barbara, Calif./Santa Barbara/Wisconsin   |
| 10  | Nick Jackson            | LB   | 6-0  | 237 | Fr.  | Atlanta, Ga./The Lovett School/Virginia         |
| 11  | Marco Lainez            | QB   | 6-2  | 225 | Fr.  | Princeton, N.J./The Hun School                  |
| 12  | Cade McNamara           | QB   | 6-1  | 205 | Sr.  | Reno, Nev./Damonte Ranch/Michigan               |
| 12  | Jaxon Rexroth           | LB   | 6-2  | 228 | So.  | Cedar Rapids, Iowa/Xavier                       |
| 13  | Joe Evans               | DE   | 6-2  | 252 | Sr.  | Ames, Iowa/Ames                                 |
| 13  | Reese Osgood            | WR   | 5-11 | 189 | #Fr. | Franklin, Wis./Franklin                         |
| 14  | Kahlil Tate             | DB   | 5-11 | 190 | Fr.  | Chicago, Ill./Kenwood Academy                   |
| 14  | Alex Mota               | WR   | 6-0  | 180 | Fr.  | Marion, Iowa/Marion                             |
| 15  | Amare Bickham           | DB   | 6-0  | 170 | Fr.  | Fulshear, Texas/Fulshear                        |
| 15  | Jack Johnson            | WR   | 6-0  | 195 | Jr.  | West Des Moines, Iowa/Valley                    |
| 16  | Graham Friedrichsen     | WR   | 6-1  | 200 | #Fr. | Urbandale, Iowa/Urbandale                       |
| 16  | Jamison Heinz           | DB   | 6-0  | 199 | Jr.  | Humboldt, Iowa/Humboldt                         |
| 17  | Brenden Deasfernandes   | DB   | 6-0  | 195 | Jr.  | Belleville, Mich./Belleville                    |
| 17  | Alex Eichmann           | WR   | 6-2  | 207 | #Fr. | Sussex, Wis./Hamilton-Sussex                    |
| 18  | Drew Stevens ^          | K    | 6-0  | 199 | So.  | North Augusta, S.C./North Augusta               |
| 18  | Alec Wick               | WR   | 6-1  | 193 | So.  | Iowa City, Iowa/Regina                          |
| 19  | Tommy Poholsky          | QB   | 6-0  | 200 | Fr.  | Evergreen, Colo./Evergreen                      |
| 20  | Deavin Hilson           | DB   | 6-1  | 197 | So.  | Des Moines, Iowa/North                          |
| 20  | Dayton Howard           | WR   | 6-4  | 195 | Fr.  | Kansas City, Mo./Park Hill                      |
| 21  | Watts McBride           | DB   | 6-0  | 196 | Fr.  | Cedar Rapids, Iowa/Washington                   |
| 21  | Kaden Wetjen            | WR   | 5-10 | 196 | Jr.  | Williamsburg, Iowa/Williamsburg/Iowa Western CC |
| 22  | Max White               | RB   | 5-10 | 205 | So.  | Cedar Rapids, Iowa/Kennedy                      |
| 23  | Landyn Van Kekerix      | LB   | 6-1  | 226 | #Fr. | Rock Valley, Iowa/Boydell Hull/Rock Valley      |
| 25  | Ayden Price             | WR   | 5-11 | 185 | Fr.  | West Des Moines, Iowa/Valley                    |
| 25  | Kelby Telander          | LB   | 6-4  | 238 | So.  | North Liberty, Iowa/Liberty                     |
| 26  | Kael Kolarik            | DB   | 6-0  | 210 | #Fr. | Indianola, Iowa/Indianola                       |
| 26  | Aidan McDermott         | WR   | 6-1  | 192 | Fr.  | Cedar Rapids, Iowa/Xavier                       |
| 27  | Jermari Harris          | DB   | 6-1  | 190 | Jr.  | Chicago, Ill./Montini Catholic                  |
| 28  | Aidan Hall              | LB   | 6-0  | 200 | Fr.  | Harlan, Iowa/Harlan                             |
| 28  | Kamari Moulton          | RB   | 5-9  | 185 | Fr.  | Ft. Lauderdale, Fla./Cardinal Gibbons           |
| 29  | Sebastian Castro        | DB   | 5-11 | 205 | Sr.  | Oak Lawn, Ill./Richards                         |
| 29  | Judah Mallette          | WR   | 5-11 | 178 | Fr.  | Chicago, Ill./Hope Academy                      |
| 30  | Quinn Schulte           | DB   | 6-1  | 209 | Sr.  | Cedar Rapids, Iowa/Xavier                       |
| 31  | Nolan DeLong            | LB   | 6-0  | 210 | Fr.  | Durant, Iowa/Durant                             |
| 31  | Eli Miller              | FB   | 6-1  | 227 | So.  | Sedalia, Colo./Lipscomb Acad./Valor Christian   |
| 32  | Ben Kueter              | LB   | 6-3  | 220 | Fr.  | Iowa City, Iowa/Iowa City                       |
| 33  | Jackson Filer           | DL   | 6-3  | 225 | Jr.  | Des Moines, Iowa/Dowling/Iowa Western CC        |
| 34  | Jay Higgins ^           | LB   | 6-2  | 233 | Sr.  | Indianapolis, Ind./Brebeuf Jesuit Prep          |
| 35  | Tanner Pollock          | LB   | 6-1  | 215 | Jr.  | Waterloo, Iowa/West/Drake                       |
| 36  | Jayden Montgomery       | LB   | 5-10 | 225 | #Fr. | Suamico, Wis./Bay Port                          |
| 37  | Kyler Fisher            | LB   | 5-11 | 233 | Sr.  | Farmhamville, Iowa/SE Valley                    |
| 38  | Greg Fagan              | LB   | 6-3  | 214 | #Fr. | Council Bluffs, Iowa/St. Albert                 |
| 39  | Luke Elkin ^            | LS   | 6-1  | 230 | Jr.  | Neenah, Wis./Neenah                             |
| 39  | Eric Epenesa            | LB   | 6-3  | 206 | So.  | Glen Carbon, Ill./Edwardsville                  |

| NO. | NAME                       | POS. | HT.  | WT. | YR.  | HOMETOWN/HS/LAST SCHOOL                               |
|-----|----------------------------|------|------|-----|------|---|
| 40  | Josef Smith                | LB   | 6-3  | 236 | Jr.  | Britt, Iowa/West Hancock                              |
| 40  | Jalyn Thompson             | TE   | 6-2  | 246 | Fr.  | West Des Moines, Iowa/Dowling                         |
| 41  | Jaden Harrell              | LB   | 6-2  | 237 | So.  | Urbandale, Iowa/Urbandale                             |
| 41  | Rusty VanWetzinga          | FB   | 6-0  | 230 | Fr.  | Pleasant Valley, Iowa/Pleasant Valley                 |
| 42  | Zach Twedt                 | LB   | 6-3  | 242 | So.  | Story City, Iowa/Roland-Story                         |
| 43  | Karson Sharar              | LB   | 6-2  | 235 | So.  | Iowa Falls, Iowa/Iowa Falls-Alden                     |
| 44  | Grant Leeper               | TE   | 6-5  | 230 | Fr.  | Fort Wayne, Ind./Homestead                            |
| 44  | Kenneth Merriweather       | DL   | 6-3  | 227 | Fr.  | Detroit, Mich./M.L. King                              |
| 45  | Deontae Craig              | DL   | 6-3  | 266 | Jr.  | Ft. Wayne, Ind./Culver Academies                      |
| 47  | Jack Laughlin              | LB   | 6-1  | 208 | Fr.  | Carlisle, Iowa/Carlisle                               |
| 48  | Max Llewellyn              | DL   | 6-5  | 264 | So.  | Urbandale, Iowa/Urbandale                             |
| 48  | Zach Ortwerth              | TE   | 6-3  | 220 | Fr.  | St. Louis, Mo./University                             |
| 49  | Ethan Hurdett              | DL   | 6-3  | 260 | Jr.  | Cedar Rapids, Iowa/Xavier                             |
| 49  | Andrew Lentsch             | TE   | 6-4  | 252 | So.  | West Des Moines, Iowa/Dowling                         |
| 51  | Luke Gaffney               | DL   | 6-2  | 270 | #Fr. | Robins, Iowa/Linn-Mar                                 |
| 52  | Asher Fahey                | OL   | 6-5  | 300 | Jr.  | Waukon, Iowa/Waukon                                   |
| 53  | Michael Myslinski          | OL   | 6-3  | 290 | So.  | Jacksonville, Fla./Bishop Kenny                       |
| 54  | Anterio Thompson           | DL   | 6-3  | 293 | So.  | Dubuque, Iowa/Hempstead/Iowa Western CC               |
| 55  | Jeremiah Pittman           | DL   | 6-3  | 290 |      | So. Palatine, Ill./St. Viator                         |
| 56  | Nick DeJong                | OL   | 6-6  | 305 | Sr.  | Pella, Iowa/Pella                                     |
| 56  | Maddux Borcherding-Johnson | DL   | 6-2  | 288 | Fr.  | Norwalk, Iowa/Norwalk                                 |
| 57  | Will Hubert                | DL   | 6-3  | 270 | #Fr. | Omaha, Neb./Papillion-La Vista                        |
| 58  | Kade Pieper                | OL   | 6-3  | 255 | Fr.  | Norfolk, Neb./Catholic                                |
| 59  | Griffin Liddle             | OL   | 6-3  | 295 | So.  | Bettendorf, Iowa/Bettendorf                           |
| 60  | Rusty Feth                 | OL   | 6-3  | 310 | Sr.  | Colerain, Ohio/Colerain/Miami (Ohio)                  |
| 61  | Cael Winter                | OL   | 6-3  | 253 | Fr.  | Waukegan, Iowa/Northwest                              |
| 64  | Leighton Jones             | OL   | 6-2  | 290 | Fr.  | Brownburg, Ind./Brownburg                             |
| 65  | Logan Jones                | OL   | 6-3  | 290 | Jr.  | Council Bluffs, Iowa/Lewis Central                    |
| 66  | Jeremy Chaplin             | OL   | 6-2  | 280 | So.  | Waverly, Iowa/Waverly-Shell Rock                      |
| 67  | Gennings Dunker            | OL   | 6-5  | 320 | So.  | Lena, Ill./Lena-Winslow                               |
| 70  | Beau Stephens              | OL   | 6-6  | 319 | So.  | Blue Springs, Mo./Blue Springs                        |
| 71  | Jack Drotzler              | OL   | 6-6  | 295 | #Fr. | Waunakee, Wis./Waunakee                               |
| 72  | Kale Krogh                 | OL   | 6-5  | 300 | #Fr. | Huxley, Iowa/Ballard                                  |
| 73  | Kyson Van Vugt             | OL   | 6-6  | 274 | #Fr. | Sioux Center, Iowa/Western Christian                  |
| 74  | Trevor Lauck               | OL   | 6-5  | 296 | Fr.  | Indianapolis, Ind./Roncalli                           |
| 75  | Cannon Leonard             | OL   | 6-8  | 290 | Fr.  | Gilman, Ill./Iroquois West                            |
| 76  | Tyler Elsbury              | OL   | 6-5  | 312 | Jr.  | Byron, Ill./Byron                                     |
| 77  | Connor Colby ^             | OL   | 6-6  | 311 | Jr.  | Cedar Rapids, Iowa/Kennedy                            |
| 78  | Mason Richman              | OL   | 6-6  | 312 | Jr.  | Leawood, Kan./Blue Valley                             |
| 79  | Dajion Parker              | OL   | 6-5  | 315 | Sr.  | Inkster, Mich./Westland John Glenn/Saginaw Valley St. |
| 81  | Cael Vanderbush            | TE   | 6-4  | 225 | #Fr. | Plainfield, Ind./Plainfield                           |
| 82  | Johnny Pascuzzi            | TE   | 6-4  | 242 | So.  | Olathe, Kan./Rockhurst                                |
| 83  | Erick All                  | TE   | 6-5  | 250 | Sr.  | Fairfield, Ohio/Fairfield/Michigan                    |
| 84  | Jarriett Buie              | WR   | 6-1  | 185 | Fr.  | Tampa, Fla./Jesuit                                    |
| 85  | Luke Lachey                | TE   | 6-6  | 253 | Jr.  | Columbus, Ohio/Grandview                              |
| 85  | Logan Lee                  | DL   | 6-5  | 291 | Sr.  | Orion, Ill./Orion                                     |
| 86  | Jeff Bowie                 | DL   | 6-5  | 274 | So.  | West Branch, Iowa/West Branch                         |
| 86  | Steven Stilianos           | TE   | 6-5  | 255 | Sr.  | Hayes, Va./Christchurch School/Lafayette              |
| 87  | Andrew Kraus               | DL   | 6-4  | 254 | #Fr. | Barrington, Ill./Barrington                           |
| 87  | Addison Ostrenga ^         | TE   | 6-4  | 255 | So.  | Sun Prairie, Wis./Sun Prairie                         |
| 88  | Hayden Large               | FB   | 6-5  | 250 | Sr.  | Hudsonville, Mich./Unity Christian/Dordt University   |
| 89  | Nico Ragaini               | WR   | 6-0  | 190 | Sr.  | East Haven, Conn./Notre Dame/Avon Old Farms Prep      |
| 90  | Brian Allen                | DE   | 6-4  | 265 | #Fr. | Lake in the Hills, Ill./St. Thomas More               |
| 91  | Chase Brackney             | DL   | 6-4  | 285 | Fr.  | Greenwood Village, Colo. Cherry Creek                 |
| 92  | Marshall Meeder            | K    | 5-11 | 185 | Sr.  | Eaton Rapids, Mich./Eaton Rapids/Central Michigan     |
| 93  | Anu Dokun                  | DE   | 6-3  | 245 | Jr.  | Iowa City, Iowa/West                                  |
| 94  | Yahya Black                | DL   | 6-5  | 315 | Jr.  | Marshall, Minn./Marshall                              |
| 95  | Aaron Graves ^             | DL   | 6-4  | 293 | So.  | Dayton, Iowa/Southeast Valley                         |
| 97  | Caden Crawford             | DL   | 6-4  | 263 | #Fr. | Lansing, Kan./Lansing                                 |
| 97  | Liam Reardon               | LS   | 6-1  | 221 | Jr.  | Chicago, Ill./Mount Carmel                            |
| 98  | Chris Reames               | DL   | 6-7  | 280 | Sr.  | Van Meter, Iowa/Van Meter                             |
| 99  | Ty Nissen                  | P    | 6-0  | 165 | Jr.  | Carroll, Iowa/Carroll/Iowa Western CC                 |
| 99  | Noah Shannon               | DL   | 6-0  | 295 | Sr.  | Aurora, Ill./Oswego                                   |



## 2023 IOWA FOOTBALL ALPHABETICAL ROSTER

| #  | NAME                       | POS. | #  | NAME                  | POS. | NAME | POS.                    |    |
|----|----------------------------|------|----|-----------------------|------|------|-------------------------|----|
| 83 | Erick All                  | TE   | 34 | Jay Higgins ^         | LB   | 13   | Reese Osgood            | WR |
| 90 | Brian Allen                | DE   | 10 | Deacon Hill           | QB   | 87   | Addison Ostrenga ^      | TE |
| 6  | Seth Anderson              | WR   | 20 | Deavin Hilson         | DB   | 79   | Daijon Parker           | OL |
| 15 | Amare Bickham              | DB   | 20 | Dayton Howard         | WR   | 82   | Johnny Pascuzzi         | TE |
| 94 | Yahya Black                | DL   | 57 | Will Hubert           | DL   | 9    | Jaziun Patterson        | RB |
| 56 | Maddux Borcharding-Johnson | DL   | 49 | Ethan Hurkett         | DL   | 58   | Kade Pieper             | OL |
| 7  | Jacob Bostick              | WR   | 10 | Nick Jackson          | LB   | 55   | Jeremiah Pittman        | DL |
| 86 | Jeff Bowie                 | DL   | 2  | Kaleb Johnson ^       | RB   | 19   | Tommy Poholsky          | QB |
| 91 | Chase Brackney             | DL   | 64 | Leighton Jones        | OL   | 35   | Tanner Pollock          | LB |
| 3  | Kaleb Brown                | WR   | 65 | Logan Jones           | OL   | 25   | Ayden Price             | WR |
| 84 | Jarriett Buie              | WR   | 26 | Kael Kolarik          | DB   | 89   | Nico Ragaini            | WR |
| 29 | Sebastian Castro           | DB   | 87 | Andrew Kraus          | DL   | 98   | Chris Reames            | DL |
| 66 | Jeremy Chaplin             | OL   | 72 | Kale Krogh            | OL   | 97   | Liam Reardon            | LS |
| 77 | Connor Colby ^             | OL   | 32 | Ben Kueter            | LB   | 12   | Jaxon Rexroth           | LB |
| 45 | Deontae Craig              | DL   | 5  | Joe Labas             | QB   | 78   | Mason Richman           | OL |
| 97 | Caden Crawford             | DL   | 85 | Luke Lachey           | TE   | 30   | Quinn Schulte           | DB |
| 5  | Teegan Davis               | DB   | 11 | Marco Lainez          | QB   | 99   | Noah Shannon            | DL |
| 17 | Brenden Deasfernandes      | DB   | 88 | Hayden Large          | FB   | 43   | Karson Sharar           | LB |
| 3  | Cooper DeJean ^            | DB   | 74 | Trevor Lauck          | OL   | 40   | Josef Smith             | LB |
| 56 | Nick DeJong                | OL   | 47 | Jack Laughlin         | LB   | 70   | Beau Stephens           | OL |
| 31 | Nolan DeLong               | LB   | 8  | Deshaun Lee           | DB   | 18   | Drew Stevens ^          | K  |
| 93 | Anu Dokun                  | DE   | 85 | Logan Lee             | DL   | 86   | Steven Stilianos        | TE |
| 71 | Jack Dotzler               | OL   | 44 | Grant Leeper          | TE   | 14   | Kahlil Tate             | DB |
| 67 | Gennings Dunker            | OL   | 49 | Andrew Lentsch        | TE   | 9    | Tory Taylor ^           | P  |
| 17 | Alex Eichmann              | WR   | 75 | Cannon Leonard        | OL   | 25   | Kelby Telander          | LB |
| 39 | Luke Elkin ^               | LS   | 59 | Griffin Liddle        | OL   | 54   | Anterio Thompson        | DL |
| 76 | Tyler Elsbury              | OL   | 48 | Max Llewellyn         | DL   | 40   | Jalyn Thompson          | TE |
| 4  | Koen Entringer             | DB   | 6  | Zach Lutmer           | DB   | 42   | Zach Twedt              | LB |
| 39 | Eric Epenesa               | LB   | 29 | Judah Mallette        | WR   | 23   | Landyn Van Kekerix      | LB |
| 13 | Joe Evans                  | DE   | 21 | Watts McBride         | DB   | 73   | Kyson Van Vugt          | OL |
| 38 | Greg Fagan                 | LB   | 26 | Aidan McDermott       | WR   | 81   | Cael Vanderbush         | TE |
| 52 | Asher Fahey                | OL   | 12 | Cade McNamara         | QB   | 41   | Rusty VanWetzinga       | FB |
| 60 | Rusty Feth                 | OL   | 92 | Marshall Meeder       | K    | 0    | Diante Vines            | WR |
| 33 | Jackson Filer              | DL   | 44 | Kenneth Merrieweather | DL   | 8    | Terrell Washington, Jr. | RB |
| 37 | Kyler Fisher               | LB   | 31 | Eli Miller            | FB   | 21   | Kaden Wetjen            | WR |
| 16 | Graham Friedrichsen        | WR   | 36 | Jayden Montgomery     | LB   | 22   | Max White               | RB |
| 51 | Luke Gaffney               | DL   | 14 | Alex Mota             | WR   | 18   | Alec Wick               | WR |
| 95 | Aaron Graves ^             | DL   | 28 | Kamari Moulton        | RB   | 4    | Leshon Williams         | RB |
| 28 | Aidan Hall                 | LB   | 53 | Michael Myslinski     | OL   | 61   | Cael Winter             | OL |
| 2  | TJ Hall ^                  | DB   | 7  | John Nestor           | DB   |      |                         |    |
| 41 | Jaden Harrell              | LB   | 99 | Ty Nissen             | P    |      |                         |    |
| 27 | Jermari Harris             | DB   | 1  | Xavier Nwankpa ^      | DB   |      |                         |    |
| 16 | Jamison Heinz              | DB   | 48 | Zach Ortwerth         | TE # |      |                         |    |

## IOWA FOOTBALL PRONUNCIATION GUIDE

|                                  |                    |    |                          |                |    |                                |                 |
|----------------------------------|--------------------|----|--------------------------|----------------|----|--------------------------------|-----------------|
| Head Coach Kirk <b>Ferentz</b>   | FAIR-ints          | 72 | Kale <b>Krogh</b>        | CROW           | 43 | Karson <b>Sharar</b>           | SHIRE           |
| Asst. Coach Brian <b>Ferentz</b> | FAIR-ints          | 32 | Ben <b>Kueter</b>        | KEY-tur        | 40 | <b>Josef</b> Smith             | JOSEPH          |
| 94 <b>Yahya</b> Black            | WHY-yay            | 5  | Joe <b>Labas</b>         | LAY-bis        | 86 | Steven <b>Stilianos</b>        | stil-EE-ahn-os  |
| 86 <b>Jeff</b> Bowie             | BO-ee              | 85 | Luke <b>Lachey</b>       | luh-SHAY       | 25 | Kelby <b>Telander</b>          | TEA-land-ir     |
| 84 <b>Jarriett</b> Buie          | JAIR-ee-it BUOY    | 3  | Marco <b>Lainez</b>      | LIE-nez        | 54 | <b>Anterio</b> Thompson        | An-TAIR-ee-o    |
| 45 <b>Deontae</b> Craig          | dee-AUHN-tae       | 74 | Trevor <b>Lauck</b>      | LAWCK          | 42 | Zach <b>Twedt</b>              | tweet           |
| 17 <b>Brenden</b> Deasfernandes  | dee-EZ-fur-nan-dez | 49 | Andrew <b>Lentsch</b>    | LENT-sch       | 23 | Landyn <b>Van Kekerix</b>      | van KECK-ur-x   |
| 3 <b>Cooper</b> DeJean           | DEE-jean           | 59 | Griffin <b>Liddle</b>    | little         | 41 | Rusty <b>VanWetzinga</b>       | van-WET-zing-ah |
| 56 <b>Nick</b> DeJong            | dee-YOUNG          | 48 | Max <b>Llewellyn</b>     | lou-WELL-un    | 73 | Kyson <b>Van Vugt</b>          | van-VUCKED      |
| 71 <b>Jack</b> Dotzler           | DOAT-zler          | 6  | Zach <b>Lutmer</b>       | LUT-mur        | 0  | Diante Vines                   | dee-AUHN-tae    |
| 67 <b>Gennings</b> Dunker        | Jennings           | 53 | Michael <b>Myslinski</b> | miss-LIN-ski   | 8  | <b>Terrell</b> Washington, Jr. | tuh-RELL        |
| 44 <b>Luke</b> Elkin             | L-kin              | 1  | Xavier <b>Nwankpa</b>    | WAUM-puh       | 21 | Kaden <b>Wetjen</b>            | WEE-gin         |
| 4 <b>Koen</b> Entringer          | CO-uhn IN-tring-ur | 87 | Addison <b>Ostrenga</b>  | oh-STRAIN-guh  | 18 | Alec <b>Wick</b>               | wick            |
| 52 <b>Asher</b> Fahey            | FAY-hee            | 79 | <b>Daijon</b> Parker     | DAY-zjaun      |    |                                |                 |
| 16 <b>Graham</b> Friedrichsen    | FREED-rick-son     | 82 | Johnny <b>Pascuzzi</b>   | pa-SKEW-zee    |    |                                |                 |
| 41 <b>Jaden</b> Harrell          | HAIR-uhl           | 9  | <b>Jaziun</b> Patterson  | JAZZ-ee-un     |    |                                |                 |
| 27 <b>Jermari</b> Harris         | jir-MAR-ee         | 58 | Kade <b>Pieper</b>       | PEEP-ur        |    |                                |                 |
| 20 <b>Deavin</b> Hilson          | DEV-in             | 35 | Tanner <b>Pollock</b>    | POL-ick        |    |                                |                 |
| 48 <b>Ethan</b> Hurkett          | HERK-it            | 89 | Nico <b>Ragaini</b>      | rag-uh-EE-knee |    |                                |                 |
| 26 <b>Kael</b> Kolarik           | co-LAIR-ick        | 30 | Quinn <b>Schulte</b>     | SHUL-tee       |    |                                |                 |

(For audio pronunciations, visit the Iowa football roster page on [hawkeyesports.com](http://hawkeyesports.com))

## 2023 IOWA FOOTBALL | DEPTH CHART VS MINNESOTA

### OFFENSE

| Pos. | No. | Name               | Ht.  | Wt. | Yr.  | Hometown (Previous School)                                |
|------|-----|--------------------|------|-----|------|---|
| WR   | 89  | **** Nico Ragaini  | 6-0  | 190 | Sr.  | East Haven, Conn. (Notre Dame/Avon Old Farms Prep)        |
|      | 6   | Seth Anderson      | 6-0  | 180 | So.  | Suwanee, Ga. (North Gwinnett/Charleston Southern)         |
| TE   | 86  | Steven Stilianos   | 6-5  | 255 | Sr.  | Hayes, Va. (Christchurch School/Lafayette)                |
|      | 82  | Johnny Pascuzzi    | 6-4  | 242 | So.  | Olathe, Kan. (Rockhurst)                                  |
| LT   | 78  | ** Mason Richman   | 6-6  | 312 | Jr.  | Leawood, Kan. (Blue Valley)                               |
|      | 71  | Jack Dotzler       | 6-6  | 295 | #Fr. | Waunakee, Wis. (Waunakee)                                 |
| LG   | 60  | Rusty Feth         | 6-5  | 310 | Sr.  | Colerain, Ohio (Colerain/Miami, Ohio)                     |
|      | 56  | **** Nick DeJong   | 6-6  | 305 | Sr.  | Pella, Iowa (Pella)                                       |
| C    | 65  | * Logan Jones      | 6-3  | 290 | Jr.  | Council Bluffs, Iowa (Lewis Central)                      |
|      | 76  | ** Tyler Elsbury   | 6-5  | 312 | Jr.  | Byron, Ill. (Byron)                                       |
| RG   | 77  | Connor Colby ^     | 6-6  | 311 | Jr.  | Cedar Rapids, Iowa (Kennedy)                              |
|      | 70  | * Beau Stephens    | 6-6  | 319 | So.  | Blue Springs, Mo. (Blue Springs)                          |
| RT   | 67  | * Gennings Dunker  | 6-5  | 320 | So.  | Lena, Ill. (Lena-Winslow)                                 |
|      | 79  | Daijon Parker      | 6-5  | 315 | Sr.  | Inkster, Mich. (Westland John Glenn/Saginaw Valley State) |
| WR   | 0   | ** Diante Vines    | 6-0  | 198 | Jr.  | Danbury, Conn. (The Taft School)                          |
|      | 18  | * Alec Wick        | 6-1  | 193 | So.  | Iowa City, Iowa (Regina)                                  |
| QB   | 10  | Deacon Hill        | 6-3  | 258 | So.  | Santa Barbara, Calif. (Santa Barbara/Wisconsin)           |
|      | 5   | Joe Labas          | 6-4  | 213 | So.  | Brecksville, Ohio (Brecksville-Broadview Hts.)            |
| RB   | 4   | ** Leshon Williams | 5-10 | 208 | Jr.  | Chicago, Ill. (Richards)                                  |
|      | 2   | * Kaleb Johnson ^  | 6-0  | 222 | So.  | Hamilton, Ohio (Hamilton)                                 |
| FB   | 88  | Hayden Large       | 6-5  | 250 | Sr.  | Hudsonville, Mich. (Unity Christian/Dordt Univ.)          |
|      | 41  | Rusty VanWetzinga  | 6-0  | 230 | Fr.  | Pleasant Valley, Iowa (Pleasant Valley)                   |

### DEFENSE

| Pos.     | No. | Name                  | Ht.  | Wt. | Yr.  | Hometown (Previous School)               |
|----------|-----|-----------------------|------|-----|------|--|
| LE       | 45  | ** Deontae Craig      | 6-3  | 266 | Jr.  | Ft. Wayne, Ind. (Culver Academies)       |
|          | 48  | Max Llewellyn         | 6-5  | 264 | So.  | Urbandale, Iowa (Urbandale)              |
| LT       | 94  | ** Yahya Black        | 6-5  | 315 | Jr.  | Marshall, Minn. (Marshall)               |
|          | 95  | * Aaron Graves ^      | 6-4  | 293 | So.  | Dayton, Iowa (Southeast Valley)          |
| RT       | 85  | ** Logan Lee          | 6-5  | 291 | Sr.  | Orion, Ill. (Orion)                      |
|          | 55  | Jeremiah Pittman      | 6-3  | 290 | So.  | Palatine, Ill. (St. Viator)              |
| RE       | 13  | **** Joe Evans        | 6-2  | 252 | Sr.  | Ames, Iowa (Ames)                        |
|          | 49  | * Ethan Hurkett       | 6-3  | 260 | Jr.  | Cedar Rapids, Iowa (Xavier)              |
| Leo/Cash | 37  | *** Kyler Fisher      | 5-11 | 233 | Sr.  | Farnhamville, Iowa (SE Valley)           |
|          | 29  | ** Sebastian Castro   | 5-11 | 205 | Sr.  | Oak Lawn, Illinois (Richards)            |
| MLB      | 34  | *** Jay Higgins ^     | 6-2  | 233 | Sr.  | Indianapolis, Ind. (Brebeuf Jesuit Prep) |
|          | 41  | Jaden Harrell         | 6-2  | 237 | So.  | Urbandale, Iowa (Urbandale)              |
| WLB      | 10  | Nick Jackson          | 6-1  | 237 | Sr.  | Atlanta, Ga. (Lovett School/Virginia)    |
|          | 37  | *** Kyler Fisher      | 5-11 | 233 | Sr.  | Farnhamville, Iowa (SE Valley)           |
| LC       | 3   | ** Cooper DeJean ^    | 6-1  | 207 | Jr.  | Odebolt, Iowa (OA-BCIG)                  |
|          | 17  | Brenden Deasfermandes | 6-0  | 195 | Jr.  | Belleville, Mich. (Belleville)           |
| SS       | 1   | * Xavier Nwankpa ^    | 6-2  | 210 | So.  | Pleasant Hill, Iowa (Southeast Polk)     |
|          | 29  | ** Sebastian Castro   | 5-11 | 205 | Sr.  | Oak Lawn, Ill. (Richards)                |
| FS       | 30  | ** Quinn Schulte      | 6-1  | 209 | Sr.  | Cedar Rapids, Iowa (Xavier)              |
|          | 4   | Koen Entringer        | 6-0  | 211 | #Fr. | Ypsilanti, Mich. (Walled Lake Western)   |
| RC       | 27  | * Jermari Harris      | 6-1  | 190 | Jr.  | Chicago, Ill. (Montini Catholic)         |
|          | 20  | * Deavin Hilson       | 6-1  | 197 | So.  | Des Moines, Iowa (North)                 |

### SPECIALISTS

|        |    |                    |      |     |     |   |
|--------|----|--------------------|------|-----|-----|---|
| PK     | 18 | * Drew Stevens ^   | 6-0  | 199 | So. | North Augusta, S.C. (North Augusta)               |
| PT     | 9  | *** Tory Taylor ^  | 6-4  | 232 | Sr. | Melbourne, Australia (Haileybury College)         |
| Snaps  | 39 | ** Luke Elkin ^    | 6-1  | 230 | Jr. | Neenah, Wis. (Neenah)                             |
| Holder | 9  | *** Tory Taylor ^  | 6-4  | 232 | Sr. | Melbourne, Australia (Haileybury College)         |
| PR     | 3  | ** Cooper DeJean ^ | 6-1  | 207 | Jr. | Odebolt, Iowa (OA-BCIG)                           |
| KO     | 21 | Kaden Wetjen       | 5-10 | 196 | Jr. | Williamsburg, Iowa (Williamsburg/Iowa Western CC) |

\* - Letters won

^ - Redshirt year still available

# - Indicates redshirt freshman