

IOWA HAWKEYES®

2023-24 MEN'S BASKETBALL

3 FINAL FOURS 8 BIG TEN CHAMPIONSHIPS 3 BIG TEN TOURNAMENT TITLES 29 NCAA TOURNAMENTS

HAWKEYES	1-0 OVERALL	0-0 BIG	-- RANKING (AP/COACHES)	 vs. 	
	FRAN McCAFFERY HEAD COACH	262-175 RECORD at IOWA (14TH SEASON)			
	0-1 OVERALL	0-0 SWAC	-- RANKING (AP/COACHES)		
	TONY MADLOCK HEAD COACH	8-24 RECORD at ASU (2ND SEASON)			

2023-24 SCHEDULE

(1-0 OVERALL | H: 1-0 | A: 0-0 | N: 0-0)

Date	UI Rank	Opp. Rank	Opponent	TV	Time/Result
Oct. 30	-	-	Quincy (Exh.)	B1G+	W, 103-76
Nov. 7	-	-	North Dakota	B1G+	W, 110-68
Nov. 10	-	-	Alabama State	Peacock	7:02 p.m.
Nov. 14	-	-	at Creighton	FS1	9 p.m.
Nov. 17	-	-	Arkansas State	B1G+	7 p.m.
Nov. 23	-	-	vs. Oklahoma!	FS1	2 p.m.
Nov. 24	-	-	vs. Seton Hall/USC!	FOX	5 p.m.
Nov. 29	-	-	North Florida	BTN	8 p.m.
Dec. 4	-	-	at Purdue*	BTN	6 p.m.
Dec. 7	-	-	at Iowa State@	ESPNU	7 p.m.
Dec. 10	-	-	Michigan*	BTN	3:30 p.m.
Dec. 16	-	-	vs. Florida A&M^	BTN	3:30 p.m.
Dec. 20	-	-	UMBC	BTN	7 p.m.
Dec. 29	-	-	Northern Illinois	B1G+	6 p.m.
Jan. 2	-	-	at Wisconsin*	BTN	6 p.m.
Jan. 6	-	-	Rutgers*	BTN	11 a.m.
Jan. 12	-	-	Nebraska*	BTN	8 p.m.
Jan. 15	-	-	at Minnesota*	BTN	5 p.m.
Jan. 20	-	-	Purdue*	FS1	1 p.m.
Jan. 24	-	-	Maryland*	BTN	6 p.m.
Jan. 27	-	-	at Michigan*	FS1	4 p.m.
Jan. 30	-	-	at Indiana*	BTN	6 p.m.
Feb. 2	-	-	Ohio State*	FS1	6 p.m.
Feb. 8	-	-	at Penn State*	BTN	6 p.m.
Feb. 11	-	-	Minnesota*	BTN	2 p.m.
Feb. 14	-	-	at Maryland*	BTN	7:30 p.m.
Feb. 17	-	-	Wisconsin*	BTN	1:15 p.m.
Feb. 20	-	-	at Michigan St.*	Peacock	6 p.m.
Feb. 24	-	-	at Illinois*	BTN	1:15 p.m.
Feb. 27	-	-	Penn State*	BTN	8 p.m.
March 2	-	-	at Northwestern*	BTN	4:30 p.m.
March 10	-	-	Illinois*	FS1	6 p.m.
March 13-17	-	-	at Big Ten Tournament \$		

All times Central and subject to change. | AP Ranking | ! Rady Children's Invitational (San Diego, Calif.) | @ Iowa Corn Cy-Hawk Series | ^ Game played in Des Moines, Iowa | * Big Ten Conference contest | \$ Played in Minneapolis

IOWA COMMUNICATIONS

JAMES ALLAN, MBB CONTACT

Email: james-allan@uiowa.edu

Cell: 319-530-5792



ALABAMA STATE (0-1) at IOWA (1-0) \ \ NOV. 10, 2023 \ \ 7:02 p.m. (CT)

GAME 2

Arena: Carver-Hawkeye Arena (14,998)

TV/Online: Peacock (subscription)

Talent: Steve Burkowski (play-by-play), Tre Demps (color)

Radio: Hawkeye Radio Network/KRUI

(Gary Dolphin (play-by-play)/Bob Hansen (color))

LiveStats: Iowa.Statbroadcast.com






Series Record: Iowa leads, 4-0

Last Meeting: Iowa won 108-82 in 2021

OPENING TIP

- The Hawkeyes opened the 2023-24 season with a 110-68 victory over North Dakota on Nov. 7. The win was Iowa's 13th consecutive season-opening victory.
- Iowa scored 110 points against the Fighting Hawks -- the most in a season opener under head coach Fran McCaffery. The point total is tied for the sixth most during the McCaffery era.
- Junior Payton Sandfort scored 21 points and grabbed a career-high nine rebounds, narrowly missing his first career double-double. He made 7-of-13 field goals with three 3-pointers. It was his eighth career 20 point game and his 11th career game with 3 or more 3-pointers.
- Iowa's newcomers accounted for 49 points (44.5 percent of scoring) against North Dakota. Valpo transfer Ben Krikke had 18 points (8-of-13 FG) and six rebounds, while freshman forward Owen Freeman had 14 points (three dunks) in 15 minutes.
- The Hawkeyes assisted on 23 of their 40 field goals with freshman Brock Harding dishing out seven assists in 10 minutes.
- Sophomore Dasonte Bowen tied a career-high 12 points to go along with a career-best five assists in 21 minutes. It was Bowen's second career start.
- Iowa has won 84 of its last 90 nonconference home games, dating back to 2012.
- McCaffery is 10 wins from becoming the winningest coach in Iowa basketball history. Tom Davis has 271 victories as Iowa's head coach.
- Seniors Patrick McCaffery (47) and Tony Perkins (48) have combined to start 95 games (and play in 186 games) in their collegiate careers. Perkins is Iowa's top returning scorer at 12.3 points per game.
- Iowa is one of 10 teams in the country to make the last four NCAA Tournaments and one of only three Big Ten teams to accomplish the feat (Purdue, Michigan State).
- The Hawkeyes have placed fifth or better in the Big Ten standings in five straight and 10 of the last 11 years.
- Iowa has won 10 or more Big Ten games in eight of the last nine seasons.
- The Hawkeyes led the Big Ten and was 18th nationally in scoring offense (80.1). Iowa has led the league in scoring in seven of the last 11 seasons, including six straight years.

PROBABLE STARTERS

				
5 • DASONTE BOWEN G • 6-2 • 183 • So.	11 • TONY PERKINS G • 6-4 • 205 • Sr.	20 • PAYTON SANDFORT F • 6-7 • 215 • Jr.	22 • PATRICK MCCAFFERY F • 6-9 • 212 • RS Sr.	23 • BEN KRIKKE F • 6-9 • 245 • Grad.
MIN: 21.0	MIN: 24.0	MIN: 20.0	MIN: 22.0	MIN: 23.0
PPG: 12.0	PPG: 10.0	PPG: 21.0	PPG: 11.0	PPG: 18.0
FG%: .667	FG%: .273	FG%: .538	FG%: .500	FG%: .615
3PT%: .500	ASST: 2.0	3PT%: .428	REB: 5.0	FT%: 1.000
ASST: 5.0	REB: 6.0	REB: 9.0	ASST: 2.0	REB: 6.0

NUMERICAL ROSTER

No.	Name	Pos.	Ht.	Wt.	Yr.	Exp.	Hometown/High School (Previous School)	Pronunciation Guide
0	Even Brauns	C	6-9	245	Sr.	Tr.	Iowa City, Iowa/Iowa City West (Belmont)	Evan
1	Spencer Hutchison	G	6-4	202	RS Fr.	--	Dallas, Texas/The Episcopal School of Dallas	
2	Brock Harding	G	6-0	162	Fr.	HS	Moline, Ill./Moline	
4	Josh Dix	G	6-5	200	So.	1L	Council Bluffs, Iowa/Lincoln	
5	Dasonte Bowen	G	6-2	183	So.	1L	Boston, Mass./Brewster Academy	dah-SUHN-tae
10	Jovone Cater	G	6-2	180	Sr.	--	Far Rockaway, N.Y./Holy Cross	
11	Tony Perkins	G	6-4	205	Sr.	3L	Indianapolis, Ind./Lawrence North	
13	Ladji Dembele	F	6-8	250	Fr.	HS	Newark, N.J./St. Benedict's Prep	LAH-gee Dem-BELL-eh
14	Carter Kingsbury	G	6-4	225	RS So.	1L	Ponca, Neb./Brewster Academy (N.H.)	
20	Payton Sandfort	F	6-7	215	Jr.	2L	Wauke, Iowa/Wauke	
22	Patrick McCaffery	F	6-9	212	RS Sr.	3L	Iowa City, Iowa/West	
23	Ben Krikke	F	6-9	245	Grad.	Tr.	Edmonton, Alberta/Jasper Place (Valparaiso)	CRICK-ee
24	Pryce Sandfort	F	6-6	205	Fr.	HS	Wauke, Iowa/Wauke Northwest	
25	Luc Laketa	G	6-5	185	Jr.	2L	Concord, Mich./Hanover Horton/Winchendon (Mass.)	Luke Lah-KET-ah
32	Owen Freeman	F	6-10	230	Fr.	HS	Moline, Ill./Moline	
44	Riley Mulvey	F	6-11	245	Jr.	2L	Rotterdam, N.Y./Covington	

ALPHABETICAL ROSTER

No.	Name	Pos.	Ht.	Wt.	Yr.	Exp.	Hometown/High School (Previous School)	Pronunciation Guide
5	Dasonte Bowen	G	6-2	183	So.	1L	Boston, Mass./Brewster Academy	dah-SUHN-tae
0	Even Brauns	C	6-9	245	Sr.	Tr.	Iowa City, Iowa/Iowa City West (Belmont)	Evan
10	Jovone Cater	G	6-2	180	Sr.	--	Far Rockaway, N.Y./Holy Cross	
13	Ladji Dembele	F	6-8	250	Fr.	HS	Newark, N.J./St. Benedict's Prep	LAH-gee Dem-BELL-eh
4	Josh Dix	G	6-5	200	So.	1L	Council Bluffs, Iowa/Lincoln	
32	Owen Freeman	F	6-10	230	Fr.	HS	Moline, Ill./Moline	
2	Brock Harding	G	6-0	162	Fr.	HS	Moline, Ill./Moline	
1	Spencer Hutchison	G	6-4	202	RS Fr.	--	Dallas, Texas/The Episcopal School of Dallas	
14	Carter Kingsbury	G	6-4	225	RS So.	1L	Ponca, Neb./Brewster Academy (N.H.)	
23	Ben Krikke	F	6-9	245	Grad.	Tr.	Edmonton, Alberta/Jasper Place (Valparaiso)	CRICK-ee
25	Luc Laketa	G	6-5	185	Jr.	2L	Concord, Mich./Hanover Horton/Winchendon (Mass.)	Luke Lah-KET-ah
22	Patrick McCaffery	F	6-9	212	RS Sr.	3L	Iowa City, Iowa/West	
44	Riley Mulvey	F	6-11	245	Jr.	2L	Rotterdam, N.Y./Covington	
11	Tony Perkins	G	6-4	205	Sr.	3L	Indianapolis, Ind./Lawrence North	
20	Payton Sandfort	F	6-7	215	Jr.	2L	Wauke, Iowa/Wauke	
24	Pryce Sandfort	F	6-6	205	Fr.	HS	Wauke, Iowa/Wauke Northwest	

SOCIAL ROSTER

No.	Name	X	Instagram
0	Even Brauns	@EvenBrauns	@evenbrauns
1	Spencer Hutchison	@hutchison34033	@spencer.hutc
2	Brock Harding	@hardingbrock2	@brock.harding2
4	Josh Dix	@J0shDix	@joshdix4
5	Dasonte Bowen	@uncle_drew5	@da5onte
10	Jovone Cater	--	@lamjcater
11	Tony Perkins	@Saucy___T	@tonyperkins11_
13	Ladji Dembele	@ladji_kalilou	@lj_ladji
14	Carter Kingsbury	@CarterKingsbury	@carterkingsbury
20	Payton Sandfort	@Payton_20_	@Payton.20_
22	Patrick McCaffery	@patrickmccaff22	@patrickmccaffery22
23	Ben Krikke	@BenKrikke	@benkrikke
24	Pryce Sandfort	@prycesandfort	@prycesandfort
25	Luc Laketa	@LaketaLuc	@luc.laketa
32	Owen Freeman	@_OwenFreeman	@_owenfreeman
44	Riley Mulvey	@MulveyRiley	@rileymulvey_

**COACHING STAFF**

NAME	POSITION \ YEAR AT IOWA	ALMA MATER \ YEAR
Fran McCaffery	Head Coach \ 14th year	Pennsylvania \ 1982
Sherman Dillard	Assistant Coach \ 14th year	James Madison \ 1978
Courtney Eldridge	Assistant Coach \ 8th year	UNC Greensboro \ 2015
Matt Gatens	Assistant Coach \ 2nd year	Iowa \ 2012
Tristan Spurlock	Assistant Coach, Player Development \ 2nd year	UCF \ 2014
Al Seibert	Chief of Staff \ 13th year	Fredonia State \ 1985
Kyle Denning	Director, Operations \ 9th year	Iowa \ 2015
Lucas Pauley	Video Coordinator \ 8th year	Iowa \ 2018



HEAD COACH FRAN McCAFFERY

Fran McCaffery, who is signed through the 2028 season, is in his 14th season as the head basketball coach at the University of Iowa and his 28th year overall as a college head coach. McCaffery has reached the 20-win plateau 11 of the previous 16 seasons.

McCaffery spent five seasons (2005-10) as the head coach at Siena, six years at UNC-Greensboro (1999-2005) and three seasons at Lehigh (1985-88) before joining the Hawkeyes.

McCaffery has nearly four decades of Division I coaching experience.

He is in his 42nd season as a collegiate coach, which includes 28 years as a head coach and 15 as an assistant. In 2022, McCaffery joined Hall of Fame coaches Rick Pitino, Bob Huggins, Eddie Sutton and Lefty Driesell as the only Division I coaches to lead teams to conference tournament titles in four or more different leagues (Big Ten, MAAC, SoCon, ECC). He is one of 14 coaches to lead at least four different Division I teams to the NCAA Tournament.

McCaffery, 64, won his 500th game as a head coach on Dec. 8, 2022 and win No. 250 at Iowa on Dec. 17, 2022. He holds a career mark of 513-352 (.593) and guided his teams to 16 postseason appearances (12 NCAA & four NIT). Iowa likely would have competed in another NCAA Tournament in 2020, if not for the NCAA canceling the postseason due to COVID-19. He is 262-175 (.599) at Iowa; the second winningest coach in program history. McCaffery led Iowa to wins in four of the last seven NCAA Tournaments (2015, 2016, 2019, and 2021).

Since taking over the Iowa program in 2010, Iowa has earned 10 postseason tournament bids (7 NCAA, 3 NIT). McCaffery coached Iowa to a Big Ten Tournament title and 26 wins in 2022, the second-most win total in program history. McCaffery has guided seven players to first team All-Big Ten status eight of the last 10 years, including the 2020 & 2021 National and Big Ten Player of the Year, Luka Garza.

McCaffery has posted upper division finishes in 10 of the last 11 seasons at Iowa and 22 of 27 seasons as a head coach. The Hawkeyes have finished fifth or better in the Big Ten standings seven of the last nine years. He has posted 20 wins or more 11 of the last 15 seasons, including eight of the last 10 years at Iowa (2013, 2014, 2015, 2016, 2019, 2020, 2021, and 2022). Iowa's 205 victories between 2013-21 are the most over a 10-year span at Iowa since 1987-96 (207).

McCaffery and the Hawkeyes boast a 168-43 (.795) home record the last 12+ seasons, which includes a school-record 18 wins in 2014 and 13 consecutive victories in 2019-20. Iowa has won 14+ games in Carver-Hawkeye Arena each of the last five seasons (2019, 2020, 2021, 2022, and 2023).

McCaffery's five years at Siena were the best in its 70-year history. He led the Saints on an incredible run that ended with three straight Metro Atlantic Athletic Conference championships and NCAA Tournament appearances.

McCaffery's Saints owned a 112-51 (.687) record in his five years with the program. He guided the Saints to four consecutive 20-win seasons. McCaffery's achievements earned the head coach Siena Hall of Fame recognition in 2017.

The 2009 MAAC Coach of the Year and 2010 District I Coach of the Year is the third winningest coach, by percentage, in league history (.68-22, .756). He is the only coach to guide a MAAC program to two NCAA Tournament wins. McCaffery led his 2008 and 2009 teams to first round NCAA Tournament victories over Vanderbilt and Ohio State, respectively.

In his final two seasons at Siena, he coached the Saints to back-to-back 27-win campaigns and boasted a combined 39-3 (.929) record against MAAC opponents, which included MAAC Tournament contests.

McCaffery began his coaching career as an assistant at Penn (1982-83) and Lehigh (1983-85). After three seasons as head coach at Lehigh, he spent 11 seasons as an assistant at Notre Dame (1988-99).

McCaffery played basketball at Wake Forest his freshman year (1977-78) and concluded his playing career at Penn his final three seasons (1979-82). He earned his bachelor's degree in economics from The Wharton School (Penn) in 1982. McCaffery also earned a master of education from Lehigh in 1985.

THE McCAFFERY FILE

Born:	May 23, 1959
Hometown:	Philadelphia, Pennsylvania
High School:	LaSalle, 1977
College:	B.S. in Economics, The Wharton School (Penn), 1982 Master of Education, Lehigh, 1985
Family:	Wife, Margaret Sons, Connor, Patrick and Jonathan Francis Daughter, Marit Katherine Brother, Jack (sports writer in Philadelphia area)

COACHING HONORS

MAAC Coach of the Year, 2009
NABC District I Coach of the Year, 2009-10

COACHING HISTORY (40 years)

1983	Assistant Coach, Penn
1984-85	Assistant Coach, Lehigh
1985-88	Head Coach, Lehigh
1988-99	Assistant Coach, Notre Dame
1999-05	Head Coach, UNC-Greensboro
2005-10	Head Coach, Siena
2010-present	Head Coach, University of Iowa

COACHING CHART

Overall (27 seasons): 513-352 (.593)
At Iowa (13 seasons): 262-175 (.599)^
At Siena (five seasons): 112-51 (.688)^
At UNC (six seasons): 90-87 (.508)^
At Lehigh (three seasons): 49-39 (.557)^
NCAA Tournament (12 appearances*): 6-11
NIT (four appearances): 6-4

*McCaffery is the first coach to bring three different programs from one-bid leagues to the NCAA Tournament

^ McCaffery is one of five coaches to lead teams to conference tournament titles in four or more different leagues

MCCAFFERY IN POSTSEASON PLAY

1988	NCAA Tournament -- Lehigh
1989	NCAA Tournament -- Notre Dame
1990	NCAA Tournament -- Notre Dame
1992	NIT -- Notre Dame
1997	NIT -- Notre Dame
2001	NCAA Tournament -- UNC-Greensboro
2002	NIT -- UNC-Greensboro
2008	NCAA Tournament -- Siena
2009	NCAA Tournament -- Siena
2010	NCAA Tournament -- Siena
2012	NIT -- Iowa
2013	NIT -- Iowa
2014	NCAA Tournament -- Iowa
2015	NCAA Tournament -- Iowa
2016	NCAA Tournament -- Iowa
2017	NIT -- Iowa
2019	NCAA Tournament -- Iowa
2020	NCAA Tournament postponed (COVID-19)
2021	NCAA Tournament -- Iowa
2022	NCAA Tournament -- Iowa
2023	NCAA Tournament -- Iowa

PLAYING EXPERIENCE

Wake Forest, 1977-78
Penn, 1979-82

THE SETTING

The University of Iowa men's basketball team hosts Alabama State on Friday at 7:02 p.m. (CT) on Mediacom Court inside Carver-Hawkeye Arena. The game will be streamed live on Peacock.

• Tickets range from \$15-35 for adults, \$5-10 for youth and \$5 for UI students. The game is Military Appreciation Night.

ON THE AIR

Radio: Games are broadcast on the Hawkeye Radio Network with Gary Dolphin (play-by-play) and Bobby Hansen (color) on the call. The network includes more than 40 stations that blanket the state of Iowa and include portions of Illinois, Nebraska, Minnesota, Missouri and Wisconsin. The Hawkeye Radio Network includes a 60-minute pregame show.

Stream: Friday's game will be streamed live on Peacock -- a paid subscription service. Steve Burkowski (play-by-play) and Tre Demps (color) will be on the call.

SCOUTING ALABAMA STATE

- The Hornets opened the 2023-24 season with a 69-59 road loss at Ole Miss on Nov. 6. ASU posted a 90-69 win over LaGrange in its lone exhibition.
- Junior guard TJ Madlock is a second-team preseason all-conference selection. Madlock was the SWAC Newcomer of the Year in 2023 after averaging 11.2 points and 6.1 rebounds.
- Alabama State was picked to finish eighth in the SWAC Preseason Poll in a vote of the league head coaches and SIDs.

SERIES HISTORY

- Friday's game will be the fifth meeting all-time between Iowa and Alabama State. The Hawkeyes are 4-0 all-time in the series that began in 2001.
- Iowa has put up 100+ points in the last two meetings -- 105 in 2018 and 108 in 2021.
- The Hawkeyes are 18-0 all-time against schools from the Southwestern Athletic Conference.

LAST GAME | IOWA 110, NORTH DAKOTA 68

The Hawkeyes opened the 2023-24 season with a 110-68 victory over North Dakota on Nov. 7 in Iowa City. Iowa shot 53.3 percent from the field and made 12 3-pointers en route to its 13th straight season-opening win. Six Hawkeyes landed in double figures and 11 players scored as Iowa put up 110 points -- the most in a season opener under head coach Fran McCaffery.

• Iowa committed just one first half turnover and seven for the game, while forcing 19 UND miscues. The Hawkeyes had a 31-6 advantage in points off turnovers and a 27-3 edge in fast break points.

MCCAFFERY APPROACHES RECORD

- Head coach Fran McCaffery, who is entering his 28th season as a head coach and 14th at Iowa, needs 10 victories to become the winningest coach in program history. (Tom Davis has 271 victories.)
- With his next Big Ten Conference win, McCaffery will also pass Davis for the most Big Ten victories in program history.

MORE NOTABLES

- The Hawkeyes return two starters and eight letter-winners from a team that won 19 games, finished fifth in the Big Ten standings and advanced to its fourth straight NCAA Tournament.
- Iowa added eight newcomers to the roster, including Valparaiso transfer Ben Krikke and Belmont transfer Even Brauns.
- Mr. Basketball x 2. Two of Iowa's incoming freshmen -- Brock Harding and Pryce Sandfort -- were named Mr. Basketball in their home states. Harding earned the distinction in Illinois; Sandfort in Iowa.
- Senior Tony Perkins is a preseason second-team All-Big Ten selection by THE ALMANAC, while junior Payton Sandfort is ranked as the 89th-best player nationally by the publication. Sandfort is also on the Julius Erving Award Preseason Watch List.
- Iowa has five native Iowans on the roster, two players from Illinois and New York and one player from Texas, Massachusetts, Indiana, New Jersey, Nebraska, Michigan and Canada.

VALUING THE ROCK

The Hawkeyes had their first turnover of the season six seconds into the game against North Dakota on Nov. 7. Turnover No. 2 didn't occur until the 16:17 mark of the second half. Iowa finished with seven turnovers in the contest.

HELPING HAND

- The Hawkeyes assisted on 23 of their 40 field goals -- 57.5 percent -- against the Fighting Hawks on Nov. 7.
- True freshman Brock Harding had seven assists in 10 minutes of action in his first collegiate game.
- Sophomore Dasonte Bowen had a career high five assists (without a turnover) and he tied a career-high, scoring 12 points.

3 IS FOR ME

- The Hawkeyes made 12 3-point field goals (on 24 attempts) against North Dakota with nine different players making at least one triple.
- Junior Payton Sandfort made a game-high three 3-pointers -- his 11th career game with at least three makes.

BY THE NUMBERS

	IOWA	OPP
Scoring Average	110.0	68.0
Scoring Defense	68.0	110.0
Scoring Margin	+42.0	-42.0
FG%	.533	.403
FG% Defense	.403	.533
FT%	.900	.588
3-PT FG%	.500	.160
3-PT FG% Defense	.160	.500
Rebound Margin	+6.0	-6.0
Assists Per Game	23.0	9.0
Turnovers Per Game	7.0	19.0
Steals Per Game	12.0	5.0
Blocks Per Game	2.0	3.0

IOWA QUICK FACTS

Location _____ Iowa City, Iowa
 Enrollment _____ 31,452
 Founded _____ 1847
 President _____ Barbara J. Wilson
 Interim Athletics Director _____ Beth Goetz
 Nickname _____ Hawkeyes
 Colors _____ Gold and Black
 Conference _____ Big Ten
 School Song/Mascot _____ On Iowa/Herky the Hawk
 Arena _____ Carver-Hawkeye Arena
 Capacity _____ 14,998

NCAA Tournament Appearances _____ 29
 Final Fours _____ 3
 _____ (1955, 1956, 1980)
 Big Ten Regular Season Titles _____ 8
 1923, 1926, 1945, 1955, 1956, 1968, 1970, 1979)
 Big Ten Tournament Titles _____ 3
 (2001, 2006, 2022)

Head Coach _____ Fran McCaffery/14th year
 Alma Mater/Year _____ Pennsylvania/1982
 Assistant Coach _____ Sherman Dillard/14th year
 Alma Mater/Year _____ James Madison/1978
 Assistant Coach _____ Courtney Eldridge/2nd year
 Alma Mater/Year _____ UNC Greensboro/2015
 Assistant Coach _____ Matt Gatens (2nd year)
 Alma Mater/Year _____ University of Iowa/2012
 Asst. Coach, Player Development _____ Tristan Spurlock
 Alma Mater/Year _____ Central Florida/2014
 Chief of Staff _____ Al Seibert
 Director, Basketball Operations _____ Kyle Denning
 Video Coordinator _____ Lucas Pauley

Lettermen Returning/Lost _____ 8/5
 Starters Returning/Lost _____ 3/2
 Newcomers _____ 8

Squad Breakdown
 Seniors _____ 5
 Juniors _____ 3
 Sophomores _____ 3
 Freshmen _____ 5

MARGIN OF VICTORY/DEFEAT

Points	1	2	3	4	5	6	7	8	9	10+	15+	20+
Wins	0	0	0	0	0	0	0	0	0	0	0	1
Losses	0	0	0	0	0	0	0	0	0	0	0	0

2023-24 BIG STANDINGS

Team	Big Ten	Pct.	Overall	Pct.
Illinois	0-0	.000	1-0	1.000
Indiana	0-0	.000	1-0	1.000
IOWA	0-0	.000	1-0	1.000
Maryland	0-0	.000	1-0	1.000
Michigan	0-0	.000	1-0	1.000
Minnesota	0-0	.000	1-0	1.000
Nebraska	0-0	.000	1-0	1.000
Northwestern	0-0	.000	1-0	1.000
Ohio State	0-0	.000	1-0	1.000
Penn State	0-0	.000	1-0	1.000
Purdue	0-0	.000	1-0	1.000
Wisconsin	0-0	.000	1-0	1.000
Michigan State	0-0	.000	0-1	.000
Rutgers	0-0	.000	0-1	.000

Nov. 9

So. Indiana at Michigan St.
Florida A&M at Nebraska

Nov. 10

Youngstown St. at Michigan
Maryland vs. Davidson
Texas A&M at Ohio State
UTSA at Minnesota
Alabama State at Iowa
Dayton at Northwestern
Tennessee at Wisconsin
Lehigh at Penn State
Oakland at Illinois
Morehead State at Purdue
Boston at Rutgers

Nov. 12

Army at Indiana
Maryland vs. UAB/Clemson
Bryant at Rutgers

Nov. 13

Rider at Nebraska
Xavier at Purdue
Michigan at St. John's

Nov. 14

St. Francis (Pa.) at Penn State
Marquette at Illinois
Wisconsin at Providence
Iowa at Creighton
W. Michigan at N'western
Michigan State vs. Duke

Nov. 15

Merrimack at Ohio State
Georgetown at Rutgers
Stony Brook at Nebraska

Nov. 16

Wright State at Indiana
Missouri at Minnesota

Nov. 17

Butler at Michigan State
Morehead State at Penn State
Valparaiso at Illinois
Maryland at Villanova
Robert Morris at Wisconsin
Arkansas State at Iowa
Long Beach State at Michigan

NATIONAL RANKINGS

AP Poll (Preseason)

- Kansas (46)
- Duke (11)
- Purdue (3)
- Michigan State (1)
- Marquette
- UCONN (2)
- Houston
- Creighton
- Tennessee
- Florida Atlantic
- Gonzaga
- Arizona
- Miami (Fla.)
- Arkansas
- Texas A&M
- Kentucky
- San Diego State
- Texas
- North Carolina
- Baylor
- USC
- Villanova
- Saint Mary's
- Alabama
- Illinois

Coaches Poll (Preseason)

- Kansas (23)
- Purdue (5)
- Duke (3)
- Michigan State
- UCONN (1)
- Houston
- Marquette
- Creighton
- Florida Atlantic
- Tennessee
- Arizona
- Gonzaga
- Miami (Fla.)
- Arkansas
- San Diego State
- Kentucky
- Baylor
- Texas
- Texas A&M
- Villanova
- North Carolina
- USC
- Saint Mary's
- Alabama
- UCLA

20 PIECE PAYTON

Forward Payton Sandfort opened his junior campaign with a 21-point scoring effort in Iowa's season-opening victory over North Dakota and he narrowly missed his first career double-double, finishing with a career-high nine rebounds.

- Sandfort started the game hot, scoring 10 of Iowa's first 16 points, 13 of 21 and 15 points in the first half.
- The Waukee, Iowa, native has eight career 20-point games.

STRONG NEWCOMER DEBUTS

Iowa's newcomers accounted for 49 of the team's 110 points in the season-opening victory over North Dakota.

- Graduate transfer Ben Krikke finished with 18 points on 8-of-13 shooting, while freshmen Owen Freeman (14), Ladji Dembele (8), Brock Harding (6) and Pryce Sandfort (3) combined for 31 points.
- Freeman made 7-of-8 field goals, including three dunks, Dembele made a pair of 3-pointers and Harding had a game-high seven assists (in 10 minutes).

AT THE LINE

The Hawkeyes get to the free throw line early and often under head coach Fran McCaffery and the team routinely makes more free throws than its opponents attempt.

- Iowa made 18 free throws (in 20 attempts) in the season opener, while North Dakota had 17 attempts.

IMPACT TRANSFER

The Hawkeyes added an impact transfer to the roster in Valparaiso transfer Ben Krikke. The Edmonton, Alberta, Canada, native was a first-team All-MVC selection in 2022-23 after leading the Missouri Valley Conference at 19.4 points per game overall and 21 points in conference play. Krikke shot 55.2 percent from the field and 79.6 percent from the free throw stripe, while averaging 5.9 rebounds and 2.1 assists per game.

- Krikke scored 18 points on 8-of-13 shooting in 23 minutes in his Hawkeye debut. He also grabbed six rebounds.
- For his career, Krikke has scored in double figure in 83 (of 123) career games, which includes 24 20-point games. He has scored 1,614 career points (13.1 career avg.), shooting 54.1 percent from the field and 80.8 percent from the charity stripe.

P, P & P

- The Hawkeyes return three Ps -- Patrick, Payton and Perkins -- in 2023-24. The trio have combined to start 103 games in their collegiate career and appear in 254 career games.
- Fifth-year senior Patrick McCaffery has averaged 10.5 and 9.8 points in his last two seasons. For his career, the Iowa City, Iowa, native shoots 42.0 percent from the field, averaging 8.4 points in 93 career games.

• Junior Payton Sandfort is slated for a big jump in 2023-24 after being the 2023 Big Ten Sixth Man of the Year. The Waukee, Iowa, native averaged 10.3 points, making 59 3-pointers a season ago -- second-most on the team. Sandfort is ranked as the No. 89 player nationally by THE ALMANAC.

- Senior Tony Perkins has a team-high 48 career starts as a Hawkeye and he's the team's leading returning scorer after averaging 12.3 points per game in 2022-23. The Indianapolis native is a preseason second-team All-Big Ten selection by THE ALMANAC.

SANDFORT: JULIUS ERVING WATCH LIST

Junior Payton Sandfort is one of 20 players named to the Julius Erving Small Forward of the Year Preseason Watch List -- an award that recognizes the top small forwards in men's college basketball annually.

- Sandfort is one of three players in the Big Ten on the preseason watch list.
- The forward is also listed as a potential "breakout" star by Jon Rothstein and The Athletic's CJ Moore.

WHO'S NEXT?

Head coach Fran McCaffery has coached seven players to first-team All-Big Ten selection in eight of the last 10 years.

FOREIGN IMPACT

Iowa went 3-0 during its foreign trip with victories over the Paris, Valencia and Barcelona All-Stars. The Hawkeyes averaged 127 points per game in the three victories, shooting 48.4 percent from the field and 38.2 percent from 3-point range.

- Payton Sandfort (19 points, 11 rebounds) and Ben Krikke (16.3 points, 11.7 rebounds) averaged double-doubles, while Tony Perkins (16.3 points), Dasonte Bowen (12.3 points), Brock Harding (11.3 points), Josh Dix (11 points), and Owen Freeman (10.3 points) all averaged in double figures. Freeman pulled down a team-best 12.3 rebounds per game.

WELCOME HOME

Senior Even Brauns returns to his hometown to fulfill a lifelong dream of playing for the Hawkeyes. The center spent the past three years at Belmont University in Nashville, where he played in 92 career games with 31 starts. Brauns averaged seven points and 5.3 rebounds during his junior season with the Bruins.

- Brauns played at both Iowa City Regina and Iowa City West High Schools as a prep. He was an all-state player as a senior after averaging 15.6 points and 7.3 rebounds as a senior. He played his junior season as a teammate of Patrick McCaffery.

8 NEW FACES

Half of Iowa's roster is comprised of newcomers in 2023-24, including two transfers. Ben Krikke is a graduate transfer from Valparaiso, while Iowa City native Even Brauns returns home after playing three seasons at Belmont.

• The Hawkeyes welcome five freshmen — Ladji Dembele, Owen Freeman, Brock Harding, Spencer Hutchison and Pryce Sandfort -- and senior guard Jovone Cater. Hutchison and Cater are non-scholarship student-athletes.

MR. BASKETBALLS

Two Hawkeye freshmen -- Brock Harding and Pryce Sandfort -- were named their state's Mr. Basketball in 2023.

- Harding, who scored 1,889 points in his prep career, earned Illinois Mr. Basketball honors after averaging 18.4 points and 5.7 assists at Moline High School. He is the first Western Big Six player to earn the distinction since 2011 (Chasson Randle, Stanford). Other recent past winners include: Braden Huff, E.J. Liddell, Jalen Brunson, Jabari Parker and Jahlil Okafor.
- Harding is the second Mr. Basketball in the state of Illinois to become a Hawkeye, joining Ed Horton (1985-89).
- Sandfort earned Iowa's Mr. Basketball honors after averaging 24.9 points, 11 rebounds, 2.8 assists, 2.7 blocks and 1.7 steals at Waukeet Northwest High School. The forward led Class 4A in points, blocks, field goals made, 3-pointers made, free throws made and defensive rebounds.
- Sandfort is the first Mr. Basketball to join the Hawkeye program since Joe Wieskamp, who earned the distinction in 2018.

FAMILY BUSINESS

Iowa will have a set of brothers on the roster for the fifth straight year in 2023-24. Payton and Pryce Sandfort follow Connor and Patrick McCaffery, who were Hawkeye teammates from 2019-23.

TEAMMATES AGAIN

- Patrick McCaffery and Even Brauns reunite after being prep teammates at Iowa City West High School. Brauns spent the past three seasons at Belmont University.
- Payton and Pryce Sandfort were teammates at Waukeet High School. Pryce played his final two prep seasons at Waukeet Northwest High School.
- Brock Harding and Owen Freeman remain teammates in Iowa City. The duo won a state title at Moline High School in 2023.
- Dasonte Bowen and Carter Kingsbury were teammates at the Brewster Academy in New Hampshire.

BACK-TO-BACK FIRST ROUNDERS

The Hawkeyes have had a first round NBA Draft pick in consecutive seasons for the second time in program history.

- Keegan Murray was selected fourth overall by the Sacramento Kings -- the highest pick in program history -- during the 2022 NBA Draft and Kris Murray was taken 23rd overall in the 2023 NBA Draft by the Portland Trailblazers.
- John Johnson was selected by Cleveland in 1970 and Seattle picked Fred Brown in 1971. (B.J. Armstrong and Roy Marble were both first round picks in the 1989 NBA Draft.

HAWKEYE FASTBREAKS

- Iowa is 146-29 when scoring 80 points or more, the last 13+ seasons. The Hawkeyes are 94-3 when holding opponents to fewer than 61 points, the last 13 years.
- Iowa made more free throws (495) than its opponents attempted (472) during the 2022-23 season. The Hawkeyes have only once before accomplished the feat over the last 25 years (2018-19).

IOWA SCHEDULE NOTES

- Iowa will open the regular season with three of its first four games at home, including two straight to start the year.
- Iowa will open its Big Ten slate at Purdue (Dec. 4) for the second time in three seasons. The Hawkeyes hosted the Boilermakers in 2020-21 and traveled to West Lafayette in 2021-22.
- Iowa will travel to Ames, Iowa, to face Iowa State in the Iowa Corn Cy-Hawk Series matchup on Dec. 7 before hosting Michigan in the second December Big Ten game on Dec. 10.
- The Hawkeyes will play back-to-back conference road games twice during the regular season.
- Iowa will play six weekend home games (three Saturday, three Sunday) -- all six against Big Ten foes. The team has home weekend games inside Carver-Hawkeye Arena twice in February and in the regular season finale.
- The Hawkeyes will also play five Friday home games, including two against Big Ten competition -- Nebraska (Jan. 12) and Ohio State (Feb. 2).
- Iowa has a stretch of seven home games over a 10-game span from Dec. 10-Jan. 24. That includes a stretch of four of five league home contests in early January, hosting Rutgers (Jan. 6), Nebraska (Jan. 12), Purdue (Jan. 20) and Maryland (Jan. 24).
- The Hawkeyes will play on Super Bowl Sunday for the fifth straight season and seventh time in nine years. The Hawkeyes will host Minnesota in Iowa City on Feb. 11.
- Seven of Iowa's final 12 Big Ten games will be played on the road.
- The Big Ten Tournament will be held in Minneapolis from March 13-17.
- Iowa will host Quincy in an exhibition on Oct. 30 before opening the season against North Dakota on Nov. 7.

IOWA HISTORY

Iowa has played 2,942 games since beginning basketball in 1902. Iowa's overall record is 1,740-1,202 (.591). Iowa's 1,740 wins are 38th most among Division I programs. That includes a 1,112-381 (.745) record in home games, a 628-821 (.433) record in contests away from Iowa City, an 826-821 (.502) mark in Big Ten games and a 516-155 (.769) record in Carver-Hawkeye Arena.

2023-24 STATISTICS



	STAT	NCAA	BIG
W-L%	--	--	--
SCORING	--	--	--
SCORING DEF.	--	--	--
SCORING MARGIN	--	--	--
REBOUNDING	--	--	--
REBOUNDING MARGIN	--	--	--
ASSISTS	--	--	--
ASSIST-TO RATIO	--	--	--
TURNOVER MARGIN	--	--	--
STEALS	--	--	--
BLOCKED SHOTS	--	--	--
FG%	--	--	--
FG% DEFENSE	--	--	--
3FG MADE	--	--	--
3FG%	--	--	--
3FG% DEFENSE	--	--	--
FT%	--	--	--

INDIVIDUAL (ALL GAMES)

SCORING

--

REBOUNDING

--

FIELD GOAL PERCENTAGE (MIN. 5.0 FGM/G)

--

3-POINT FIELD GOALS MADE

--

FREE THROW PERCENTAGE (MIN. 2.5 FTM/G)

--

ASSISTS

--

STEALS

--

BLOCKED SHOTS

--

ASSIST-TO-TURNOVER RATIO (MIN. 3 AST/G AVG)

--

DOUBLE-DOUBLES

--

IOWA VS. RANKED TEAMS

Iowa went 3-2 against AP ranked opponents in 2023. The Hawkeyes beat No. 15 Indiana and No. 20 Iowa State at home, and No. 15 Indiana on the road at Assembly Hall. Iowa fell at No. 1 Purdue and versus No. 15 Duke at Madison Square Garden.

• Below are Iowa's most recent victories over nationally-ranked opponents:

At Home:

91-89 over No. 15 Indiana, 1/5/23
 75-56 over No. 20 Iowa State, 12/8/22
 77-73 over No. 25 Wisconsin, 3/4/21
 79-66 over No. 25 Rutgers, 2/10/21
 86-71 over No. 16 Minnesota, 1/10/21

On the Road:

90-68 over No. 15 Indiana, 2/28/23
 75-62 over No. 18 Ohio State, 2/19/22
 73-57 over No. 4 Ohio State, 2/28/21
 77-62 over No. 21 Wisconsin, 2/18/21
 77-75 over No. 14 Rutgers, 1/2/21

Neutral Court:

75-66 over No. 9 Purdue, 3/13/22
 72-61 over No. 12 Texas Tech, 11/28/19
 79-72 over No. 22 Cincinnati, 3/22/19
 77-69 over No. 13 Oregon, 11/15/18

HAWKEYES IN CHA

Iowa finished the 2022-23 season with a 14-3 record inside Carver-Hawkeye Arena. The Hawkeyes have won 14 or more home games in each of the last five seasons.

TOP-25 ATTENDANCE

The Hawkeyes ranked 24th nationally in attendance during the 2022-23 season, averaging 12,371 fans at their 17 home contests inside Carver-Hawkeye Arena.

It marked the 10th straight season, with fans, that Iowa has ranked in the top 30 in national attendance and the 35th time in the top 25.

HAWK TALK WITH COACH MCCAFFERY

Hawk Talk with Fran McCaffery, presented by Hyatt Regency, is the weekly radio show of Iowa's head men's basketball show. Hosted by Gary Dolphin and Bob Hansen, Hawk Talk is 90 minutes (7-8:30 p.m. (CT) of discussion on Hawkeye basketball. It is held at the Hyatt Regency in Coralville and the first show in 2023-24 will be on Nov. 27.

Head coach Fran McCaffery and the University of Iowa men's basketball program signed two student-athletes to National Letters of Intent on Nov. 8.

COOPER KOCH (pronounced KOTCH)

Forward, 6-8, 205

Peoria, Ill.

Metamora Township High School

- Transferred from Peoria Notre Dame to Metamora High School for his senior season
- Selected to the 2023 adidas Eurocamp in Treviso, Italy
- Four-star ranking by Rivals and ESPN
- Rated as the No. 71 player nationally by On3, No. 14 power forward and No. 2 player in Illinois
- Ranked as the No. 51 player nationally by 247Sports and the No. 8 power forward in the class
- Earned Illinois Basketball Coaches Association 3A first-team all-state honors as a junior after averaging 18.6 points and eight rebounds, 3.5 assists and 2.2 steals
- Was AP second-team all-state in 2022-23 and first-team All-Big 12 Conference honoree
- Honorable mention all-state and all-conference selection as a sophomore after averaging 16 points, seven rebounds, four assists, two steals and a block
- Plays for Indiana Elite on AAU circuit
- Son of former Hawkeye and NBA player J.R. Koch, who played for Iowa from 1995-99. J.R. was an NBA second round draft pick by the New York Knicks in 1999

CHRIS TADJO (Pronounced TAJ-oh)

Forward, 6-8, 220

Montreal, Quebec

NBA Academy Latin America

- Four-star recruit by On3
- Rated as the No. 66-best player in the class and the 11th-best power forward
- Attends the NBA Academy Latin America – an elite basketball training program for top prospects from Mexico, the Caribbean, Central America, South America and Canada
- Selected as the Defensive MVP of the 2022 Basketball Without Borders (BWB) America's Camp in San Luis Potosi, Mexico
- Named a BWB Americas All-Star
- Named Most Valuable Player of the White Team at the BioSteel All-Canadian Games after posting a double-double (25 points, 16 rebounds)

2023-24 IOWA MEN'S BASKETBALL \ \ GAME-BY-GAME STATISTICS**@IOWAHOOPS**

Team	Score	FG-A	PCT	3-PT. FG	PCT	FT-FTA	PCT	REB	PF	AST	TO	STL	BLK
North Dakota	68	27-67	.403	4-25	.160	10-17	.588	38	19	9	19	5	3
at Iowa	110	40-75	.533	12-24	.500	18-20	.900	44	18	23	7	12	2

SEASON BESTS

Player	Points	3-Pointers	Rebounds	Assists	Blocks	Steals
Dasonte Bowen	12, North Dakota	1, North Dakota	3, North Dakota	5, North Dakota	--	2, North Dakota
Even Brauns	--	--	--	--	--	--
Jovone Cater	--	--	--	--	--	--
Ladji Dembele	8, North Dakota	2, North Dakota	1, North Dakota	--	--	1, North Dakota
Josh Dix	4, North Dakota	--	2, North Dakota	1, North Dakota	--	1, North Dakota
Owen Freeman	14, North Dakota	--	3, North Dakota	1, North Dakota	--	2, North Dakota
Brock Harding	6, North Dakota	1, North Dakota	1, North Dakota	7, North Dakota	--	--
Spencer Hutchison	--	--	1, North Dakota	1, North Dakota	--	--
Carter Kingsbury	3, North Dakota	1, North Dakota	2, North Dakota	--	--	--
Ben Krikke	18, North Dakota	1, North Dakota	6, North Dakota	1, North Dakota	--	1, North Dakota
Luc Laketa	--	--	--	1, North Dakota	--	--
Patrick McCaffery	11, North Dakota	1, North Dakota	5, North Dakota	2, North Dakota	1, North Dakota	1, North Dakota
Riley Mulvey	--	--	--	--	--	--
Tony Perkins	10, North Dakota	1, North Dakota	6, North Dakota	2, North Dakota	--	2, North Dakota
Payton Sandfort	21, North Dakota	3, North Dakota	9, North Dakota	2, North Dakota	--	2, North Dakota
Pryce Sandfort	3, North Dakota	1, North Dakota	3, North Dakota	--	1, North Dakota	--

CAREER BESTS

Player	Points	3-Pointers	Rebounds	Assists	Blocks	Steals
Dasonte Bowen	12, twice	2, EIU, '22	4, Wisconsin, '22	5, North Dakota	1, Georgia Tech	2, twice
Even Brauns	19, Bethel '21	--	12, Illinois St. '23	3, Indiana St. '23	7, Murray St. '23	3, twice
Jovone Cater	--	--	--	--	--	--
Ladji Dembele	8, North Dakota	2, North Dakota	1, North Dakota	--	--	1, North Dakota
Josh Dix	10, Michigan, '23	3, Omaha '22	5, SEMO, '22	5, twice	1, three times	1, seven times
Owen Freeman	14, North Dakota	--	3, North Dakota	1, North Dakota	--	2, North Dakota
Brock Harding	6, North Dakota	1, North Dakota	1, North Dakota	7, North Dakota	--	--
Spencer Hutchison	--	--	1, North Dakota	1, North Dakota	--	--
Carter Kingsbury	4, NCAT '22	1, three times	2, three times	1, four times	---	1, Omaha '22
Ben Krikke	34, UIC '23	3, twice	15, Illinois St. '21	6, twice	5, S. Illinois '23	3, Trinity Christian '21
Luc Laketa	3, four times	1, four times	2, SEMO, '22	1, twice	---	1, twice
Patrick McCaffery	24, Wisconsin, '22	6, Nebraska, '23	13, EIU, '22	4, four times	2, five times	5, Purdue, '23
Riley Mulvey	8, W. Michigan, '21	---	5, Alabama St, '21	1, four times	3, N'western, '22	1, three times
Tony Perkins	32, Illinois, '23	4, Michigan State	12, Illinois, '22	8, Indiana, '23	2, three times	5, N'Western, '22
Payton Sandfort	26, Michigan, '23	6, Michigan State	9, North Dakota	5, N'Western, '23	2, Illinois, '23	2, four times
Pryce Sandfort	3, North Dakota	1, North Dakota	3, North Dakota	--	1, North Dakota	--

THE LAST TIME A PLAYER...**Had 30 or more points**

Iowa -- 32, Tony Perkins vs. Illinois, 2/4/23

Opponent -- 31, Tyson Walker, Michigan State, 2/25/23

Made at least 90% of his FGA (10 att.)

Iowa -- .923 (12-of-13), Filip Rebraca vs. SEMO, 12/17/22

Opponent -- .900 (9-of-10), Mike Watkins, Penn State, 2/3/18

Made 100% of his FTA (10 att.)

Iowa -- 1.000 (10-of-10), Jordan Bohannon vs. Nebraska 1/6/19

Opponent -- 1.000 (12-of-12), Bonzie Colson, Notre Dame, 11/29/16

Had 15 or more rebounds

Iowa -- 20, Kris Murray vs. Georgia Tech, 11/29/22

Opponent -- 18, Kofi Cockburn, Illinois, 12/6/21

Had 10 or more assists

Iowa -- 13, Connor McCaffery vs. Ohio State, 2/16/23

Opponent -- 13, Paul Mulcahy, Rutgers, 1/29/23

Had 5 or more blocks

Iowa -- 5, Keegan Murray vs. Longwood, 11/9/21

Opponent -- 5, Johni Broome, Auburn, 3/16/23

Had 5 or more steals

Iowa -- 5, Patrick McCaffery at Purdue, 2/9/23

Opponent -- 5, Chris McNeal, Cincinnati, 12/21/19

THE LAST TIME A TEAM...**Scored 100 or more points**

Iowa -- 110 vs. North Dakota, 11/7/23

Opponent -- 106 by Michigan State, 2/25/23

Scored 40 or fewer points

Iowa -- 40 at Wisconsin, 3/3/10

Opponent -- 39 by UNC Wilmington, 11/8/13

Won an overtime game

Iowa -- 112-106 (OT) vs. Michigan State, 2/25/23

Opponent -- 78-75 (OT) by Wisconsin, 12/11/22

Made at least 60% of its FGA (20 att.)

Iowa -- .600 (33-of-55) vs. Maryland, 1/15/23

Opponent -- .600 (36-of-60), Eastern Illinois, 12/21/22

Made at least 50% of its 3-pt. FGA (8 att.)

Iowa -- .500 (12-of-24), North Dakota, 11/7/23

Opponent -- .538 (14-of-26), Nebraska, 3/5/23

Made at least 90% of its FTA (10 att.)

Iowa -- .900 (18-of-20), North Dakota, 11/7/23

Opponent -- .917 (11-of-12) by Purdue, 2/9/23

2023-24 INDIVIDUAL SUPERLATIVES

CATEGORY

Points Scored
Total Field Goals
Total FG Attempted
Highest FG% (5 made)
Highest FG% (10 made)
3-Point Field Goals
3-Point FG% (min. 3 made)
Free Throws
Free Throws Attempted
Free Throw % (min. 5 made)
Offensive Rebounds
Defensive Rebounds
Total Rebounds
Assists
Turnovers
Blocked Shots
Steals
Minutes Played (including OT)

IOWA

21, Payton Sandfort vs. North Dakota, 11/7/23
8, Ben Krikke vs. North Dakota, 11/7/23
13, 2 times, Payton Sandfort/Krikke vs. North Dakota, 11/7/23
.875 (7-of-8), Owen Freeman vs. North Dakota, 11/7/23
--
3, Payton Sandfort vs. North Dakota, 11/7/23
.429 (3-of-7), Payton Sandfort vs. North Dakota, 11/7/23
6, Patrick McCaffery vs. North Dakota, 11/7/23
7, Patrick McCaffery vs. North Dakota, 11/7/23
.857 (6-of-7), Patrick McCaffery vs. North Dakota, 11/7/23
4, Ben Krikke vs. North Dakota, 11/7/23
7, Payton Sandfort vs. North Dakota, 11/7/23
9, Payton Sandfort vs. North Dakota, 11/7/23
7, Brock Harding vs. North Dakota, 11/7/23
3, Brock Harding vs. North Dakota, 11/7/23
1, McCaffery/Pryce Sandfort vs. North Dakota, 11/7/23
2, four times vs. North Dakota, 11/7/23
24:56, Tony Perkins vs. North Dakota, 11/7/23

OPPONENT

24, B.J. Omot vs. North Dakota, 11/7/23
10, B.J. Omot vs. North Dakota, 11/7/23
21, B.J. Omot vs. North Dakota, 11/7/23
.476 (10-of-21), B.J. Omot vs. North Dakota, 11/7/23
.476 (10-of-21), B.J. Omot vs. North Dakota, 11/7/23
2, B.J. Omot vs. North Dakota, 11/7/23
--
5, Tsothe Tsartsidze vs. North Dakota, 11/7/23
6, Tsothe Tsartsidze vs. North Dakota, 11/7/23
.833 (5-of-6), Tsothe Tsartsidze vs. North Dakota, 11/7/23
4, Tsothe Tsartsidze vs. North Dakota, 11/7/23
6, Amar Kuljuhovic vs. North Dakota, 11/7/23
7, Deng Mayar/Amar Kuljuhovic vs. North Dakota, 11/7/23
4, Eli King vs. North Dakota, 11/7/23
4, Deng Mayar/Eli King vs. North Dakota, 11/7/23
1, 3 times vs. North Dakota, 11/7/23
1, 5 times vs. North Dakota, 11/7/23
32:40, B.J. Omot vs. North Dakota, 11/7/23

TEAM SUPERLATIVES

IOWA HIGH

110 vs. North Dakota, 11/7/23
56 (1st) vs. North Dakota, 11/7/23
--
40 vs. North Dakota, 11/7/23
75 vs. North Dakota, 11/7/23
.533 (40-of-75) vs. North Dakota, 11/7/23
12 vs. North Dakota, 11/7/23
24 vs. North Dakota, 11/7/23
.500 (12-of-24) vs. North Dakota, 11/7/23
18 vs. North Dakota, 11/7/23
20 vs. North Dakota, 11/7/23
.900 (18-of-20) vs. North Dakota, 11/7/23
11 vs. North Dakota, 11/7/23
33 vs. North Dakota, 11/7/23
44 vs. North Dakota, 11/7/23
18 vs. North Dakota, 11/7/23
--
23 vs. North Dakota, 11/7/23
7 vs. North Dakota, 11/7/23
2 vs. North Dakota, 11/7/23
12 vs. North Dakota, 11/7/23

IOWA LOW

110 vs. North Dakota, 11/7/23
56 (1st) vs. North Dakota, 11/7/23
--
40 vs. North Dakota, 11/7/23
75 vs. North Dakota, 11/7/23
.533 (40-of-75) vs. North Dakota, 11/7/23
12 vs. North Dakota, 11/7/23
24 vs. North Dakota, 11/7/23
.500 (12-of-24) vs. North Dakota, 11/7/23
18 vs. North Dakota, 11/7/23
20 vs. North Dakota, 11/7/23
.900 (18-of-20) vs. North Dakota, 11/7/23
11 vs. North Dakota, 11/7/23
33 vs. North Dakota, 11/7/23
44 vs. North Dakota, 11/7/23
18 vs. North Dakota, 11/7/23
--
23 vs. North Dakota, 11/7/23
7 vs. North Dakota, 11/7/23
2 vs. North Dakota, 11/7/23
12 vs. North Dakota, 11/7/23

CATEGORY

Points
Points/Half
Points/OT
Field Goals
Field Goal Att.
Field Goal %
3-Point Field Goals
3-Point FG Att.
3-Point FG %
Free Throws Made
Free Throw Att.
Free Throw %
Offensive Rebounds
Defensive Rebounds
Total Rebounds
Fouls
DQs
Assists
Turnovers
Blocked Shots
Steals

OPPONENT HIGH

68 vs. North Dakota, 11/7/23
36 (2nd) vs. North Dakota, 11/7/23
--
27 vs. North Dakota, 11/7/23
67 vs. North Dakota, 11/7/23
.403 (27-of-67) vs. North Dakota, 11/7/23
4 vs. North Dakota, 11/7/23
25 vs. North Dakota, 11/7/23
.160 (4-of-25) vs. North Dakota, 11/7/23
10 vs. North Dakota, 11/7/23
17 vs. North Dakota, 11/7/23
.588 (10-of-17) vs. North Dakota, 11/7/23
12 vs. North Dakota, 11/7/23
26 vs. North Dakota, 11/7/23
38 vs. North Dakota, 11/7/23
19 vs. North Dakota, 11/7/23
--
9 vs. North Dakota, 11/7/23
19 vs. North Dakota, 11/7/23
3 vs. North Dakota, 11/7/23
5 vs. North Dakota, 11/7/23

OPPONENT LOW

68 vs. North Dakota, 11/7/23
36 (2nd) vs. North Dakota, 11/7/23
--
27 vs. North Dakota, 11/7/23
67 vs. North Dakota, 11/7/23
.403 (27-of-67) vs. North Dakota, 11/7/23
4 vs. North Dakota, 11/7/23
25 vs. North Dakota, 11/7/23
.160 (4-of-25) vs. North Dakota, 11/7/23
10 vs. North Dakota, 11/7/23
17 vs. North Dakota, 11/7/23
.588 (10-of-17) vs. North Dakota, 11/7/23
12 vs. North Dakota, 11/7/23
26 vs. North Dakota, 11/7/23
38 vs. North Dakota, 11/7/23
19 vs. North Dakota, 11/7/23
--
9 vs. North Dakota, 11/7/23
19 vs. North Dakota, 11/7/23
3 vs. North Dakota, 11/7/23
5 vs. North Dakota, 11/7/23

2023-24 INDIVIDUAL LEADERS GAME-BY-GAME

OPPONENT	SCORE	W/L	POINTS	REBOUNDS	ASSISTS	STEALS	BLOCKS
North Dakota (11/7)	110-68	W	Payton Sandfort, 21	Payton Sandfort, 9	Brock Harding, 7	4 players, 2	McCaffery/Pryce Sandfort, 2

2023-24 LEAD/DEFICIT BREAKDOWN GAME-BY-GAME

OPPONENT	FIRST HALF SCORE			SECOND HALF SCORE			FINAL SCORE			LARGEST		TIMES TIED	LEAD CHANGES	TIME LED MIN. (40 MAX)
	UI	OPP	MARGIN	UI	OPP	MARGIN	UI	OPP	MARGIN	LEAD	DEFICIT			
North Dakota (11/7)	56	32	+24	54	36	+18	110	68	+42	44	--	--	--	39:12
TOTALS	56	32	+24	54	36	+18	110	68	+42	44	--	--	--	39:12
AVG/GM - OVERALL	56.0	32.0	+24.0	54.0	36.0	+18.0	110.0	68.0	+42.0					
CONFERENCE TOTALS														
AVG/GM - CONFERENCE														

2023-24 SPECIALITY SCORING STATS

OPPONENT	PAINT			OFF TURNOVERS			2ND CHANCE			FAST BREAK			BENCH		
	UI	OPP	MARGIN	UI	OPP	MARGIN	UI	OPP	MARGIN	UI	OPP	MARGIN	UI	OPP	MARGIN
North Dakota (11/7)	50	44	+6	31	6	+25	12	10	+2	27	3	+24	38	20	+18
TOTALS	50	44	+6	31	6	+25	12	10	+2	27	3	+24	38	20	+18
AVG/GAME - OVERALL	50.0	44.0	+6.0	31.0	6.0	+25	12.0	10.0	+2.0	27.0	3.0	+24.0	38.0	20.0	+18.0
CONF. TOTALS															
AVG/GM - CONF.															

2023-24 MISCELLANEOUS STATS

STARTING LINEUP
(W-L)

	1	2	3	4	5
1-0	Dasonte Bowen	Tony Perkins	Payton Sandfort	Patrick McCaffery	Ben Krikke

LEADS & DEFICITS

Iowa's Biggest Halftime Lead	24 (56-32) vs. North Dakota, 11/7/23
Iowa's Biggest Halftime Lead Blown	--
Iowa's Biggest Halftime Deficit	--
Iowa's Biggest Halftime Deficit Erased	--
Iowa's Biggest Overall Lead	44 (110-66) vs. North Dakota, 11/7/23
Iowa's Biggest Win Total	42 (110-68) vs. North Dakota, 11/7/23
Iowa's Biggest Loss Total	--
Iowa's Biggest Lead Blown	--
Iowa's Biggest Overall Deficit	--
Iowa's Biggest Deficit Overcome	--

JUMP BALLS CONTROLLED
(INCLUDES OT)

Iowa	1
Opponents	0

WHO SCORED IOWA'S FIRST POINTS

Dasonte Bowen	1
---------------	---

FIRST PLAYER OFF THE BENCH
(sometimes multiple players)

Josh Dix	1
----------	---

HOW IOWA SCORED FIRST POINTS

Jump Shot	-
3-Pointer	1
Free Throw	-
Lay-in/Lay-up	-
Dunk	-
Alley-Oop	-
Follow	-

MISCELLANEOUS STATS

NO. - PLAYER	DUNKS	CHARGES DRAWN	FT-FTA (LAST 5:00/OT)
0 - Brauns	-	-	-
2 - Harding	-	-	-
4 - Dix	-	-	-
5 - Bowen	-	-	-
10 - Cater	-	-	-
11 - Perkins	-	-	-
13 - Dembele	1	-	-
14 - Kingsbury	-	-	-
20 - Payton Sandfort	1	-	-
22 - McCaffery	-	-	-
23 - Krikke	-	-	-
24 - Pryce Sandfort	-	-	-
25 - Laketa	-	-	-
32 - Freeman	3	-	-
44 - Mulvey	-	-	-

DOUBLE FIGURE SCORING GAMES

Player	19-20	20-21	21-22	22-23	23-24	Career
Ben Krikke	9	21	22	30	1	83
Patrick McCaffery	--	6	21	11	1	39
Tony Perkins	--	--	10	20	1	31
Payton Sandfort	--	--	6	14	1	21
Even Brauns	--	1	1	10	--	12
Dasonte Bowen	--	--	--	1	1	2
Josh Dix	--	--	--	1	--	1
Owen Freeman	--	--	--	--	1	1

20-POINT SCORING GAMES

Player	19-20	20-21	21-22	22-23	23-24	Career
Payton Sandfort	--	--	1	6	1	8
Tony Perkins	--	--	1	5	--	6
Patrick McCaffery	--	--	--	5	--	5
Ben Krikke	--	2	7	15	--	24

DOUBLE-FIGURE REBOUNDING GAMES

Player	19-20	20-21	21-22	22-23	23-24	Career
Even Brauns	--	--	--	5	--	5
Ben Krikke	--	1	--	2	--	3
Tony Perkins	--	--	1	1	--	2
Patrick McCaffery	--	--	--	1	--	1

DOUBLE-DOUBLES

Player	19-20	20-21	21-22	22-23	23-24	Career
Even Brauns	--	--	--	4	--	4
Ben Krikke	--	1	--	2	--	3
Tony Perkins	--	--	1	1	--	2
Patrick McCaffery	--	--	--	1	--	1

4+ 3-POINTER GAMES

Player	19-20	20-21	21-22	22-23	23-24	Career
Payton Sandfort	--	--	2	4	--	6
Patrick McCaffery	--	--	1	1	--	2
Tony Perkins	--	--	--	1	--	1

5+ ASSIST GAMES

Player	19-20	20-21	21-22	22-23	23-24	Career
Tony Perkins	--	--	4	7	--	11
Ben Krikke	--	--	2	5	--	7
Josh Dix	--	--	--	2	--	2
Payton Sandfort	--	--	--	1	--	1
Dasonte Bowen	--	--	--	--	1	1
Brock Harding	--	--	--	--	1	1

3+ STEAL GAMES

Player	19-20	20-21	21-22	22-23	23-24	Career
Tony Perkins	--	--	3	5	--	8
Patrick McCaffery	--	--	1	2	--	3
Even Brauns	--	--	1	1	--	2
Ben Krikke	--	--	1	--	--	1

3+ BLOCK GAMES...

Player	19-20	20-21	21-22	22-23	23-24	Career
Even Brauns	--	--	2	4	--	6
Ben Krikke	--	2	1	2	--	5
Riley Mulvey	--	--	1	--	--	1

IOWA'S 2023-24 RECORD WHEN...

When playing at home:	1-0	When leading at the half:	1-0	When wearing White:	1-0
When playing on the road:	0-0	When trailing at the half:	0-0	When wearing Black:	0-0
When playing on a neutral court:	0-0	When tied at the half:	0-0	When wearing Gold:	0-0
				When wearing Gray:	0-0
When Iowa scores 100 points or more:	1-0	Iowa field goal percentage at home:	40-of-75	.533	
When Iowa scores 90-99 points:	0-0	Iowa field goal percentage on road:	0-0	.000	
When Iowa scores 80-89 points:	0-0	Iowa 3-point percentage at home:	12-of-24	.500	
When Iowa scores 70-79 points:	0-0	Iowa 3-point percentage on road:	0-0	.000	
When Iowa scores under 70 points:	0-0	Iowa free throw percentage at home:	18-of-20	.900	
		Iowa free throw percentage on road:	0-0	.000	
When opponent scores 100 points or more:	0-0	On Sunday:	0-0		
When opponent scores 90-99 points:	0-0	On Monday:	0-0		
When opponent scores 80-89 points:	0-0	On Tuesday:	1-0		
When opponent scores 70-79 points:	0-0	On Wednesday:	0-0		
When opponent scores 60-69 points:	1-0	On Thursday:	0-0		
When opponent scores fewer than 60 points:	0-0	On Friday:	0-0		
		On Saturday:	0-0		
When Iowa shoots at least 50% from the field:	1-0	On BTN:	0-0		
When Iowa shoots less than 50% from the field:	0-0	On CBS:	0-0		
When opponent shoots at least 50% from the field:	0-0	On ESPN:	0-0		
When opponent shoots less than 50% from the field:	1-0	On ESPN2:	0-0		
When Iowa has higher FG% than opponent:	1-0	On ESPNU:	0-0		
When opponent has higher FG%:	0-0	On B1G+:	1-0		
When FG% is equal:	0-0	On FS1:	0-0		
		On CBS SN:	0-0		
When Iowa outrebounds opponent:	1-0	On NBC SN:	0-0		
When opponent has more rebounds:	0-0	On FOX:	0-0		
When rebounds are equal:	0-0	On TruTV:	0-0		
		On TNT:	0-0		
When Iowa shoots at least 80% from the line:	1-0				
When Iowa shoots less than 80% from the line:	0-0				
When opponent shoots at least 80% from the line:	0-0				
When opponent shoots less than 80% from the line:	1-0				
When Iowa shoots more free throws than opponent:	1-0				
When opponent shoots more free throws:	0-0				
When free throws attempts are equal:	0-0				
When Iowa has higher FT% than opponent:	1-0				
When opponent has higher FT%:	0-0				
When FT% is equal:	0-0				
When Iowa shoots at least 50% from 3-point range:	1-0				
When Iowa shoots less than 50% from 3-point range:	0-0				
When opponent shoots at least 50% from 3-point range:	0-0				
When opponent shoots less than 50% from 3-point range:	1-0				
When Iowa has a higher 3-point FG% than opponent:	1-0				
When opponent has a higher 3-point FG%:	0-0				
When 3-point FG% is equal:	0-0				
When Iowa has more assists than opponent:	1-0				
When opponent has more assists:	0-0				
When assists are equal:	0-0				
When Iowa has fewer turnovers than opponent:	1-0				
When opponent has fewer turnovers:	0-0				
When turnovers are equal:	0-0				
When Iowa has more steals than opponent:	1-0				
When opponent has more steals:	0-0				
When steals are equal:	0-0				

UNDER HEAD COACH FRAN McCAFFERY... IOWA'S RECORD WHEN...

When playing at home:	177-50	When leading at the half:	215-45	When wearing White:	155-45
When playing on the road:	53-86	When trailing at the half:	37-125	When wearing Black:	64-103
When playing on a neutral court:	32-38	When tied at the half:	9-5	When wearing Gold:	37-18
				When wearing Gray:	6-9

When Iowa scores 100 points or more:	23-0	Iowa field goal percentage at home:	6,321-13,552	.466
When Iowa scores 90-99 points:	47-8	Iowa field goal percentage on road:	5359-12303	.436
When Iowa scores 80-89 points:	80-21	Iowa 3-point percentage at home:	1,719-4,674	.368
When Iowa scores 70-79 points:	79-56	Iowa 3-point percentage on road:	1,414-4,140	.342
When Iowa scores under 70 points:	33-91	Iowa free throw percentage at home:	3,906-5,382	.726
		Iowa free throw percentage on road:	2,848-3,874	.735

When opponent scores 100 points or more:	1-7	On Sunday:	50-30
When opponent scores 90-99 points:	3-28	On Monday:	18-9
When opponent scores 80-89 points:	18-52	On Tuesday:	39-24
When opponent scores 70-79 points:	76-56	On Wednesday:	23-24
When opponent scores 60-69 points:	86-30	On Thursday:	41-44
When opponent scores fewer than 60 points:	78-3	On Friday:	35-16
		On Saturday:	52-27

When Iowa shoots at least 50% from the field:	99-16	On BTN:	109-86
When Iowa shoots less than 50% from the field:	163-160	On CBS:	6-6
When opponent shoots at least 50% from the field:	16-75	On ESPN:	16-21
When opponent shoots less than 50% from the field:	104-101	On ESPN2:	25-19
When Iowa has higher FG% than opponent:	96-29	On ESPNU:	18-9
When opponent has higher FG%:	41-144	On FS1:	23-14
When FG% is equal:	2-2	On FOX:	4-2
		On CBS SN:	2-4
When Iowa outrebounds opponent:	196-66	ON NBC SN:	2-1
When opponent has more rebounds:	60-100	On truTV:	1-1
When rebounds are equal:	7-10	On TNT:	0-1

When Iowa shoots at least 80% from the line:	71-38	Most Points, First Half: 68 vs. Alabama State, '18
When Iowa shoots less than 80% from the line:	191-136	Fewest Points, First Half: 14 vs. Indiana, '13
When opponent shoots at least 80% from the line:	57-42	Most Points Allowed, First Half: 61 at Purdue, '20
When opponent shoots less than 80% from the line:	207-133	Fewest Points Allowed, First Half: 12 vs. UNC Wilmington, '13
When Iowa shoots more free throws than opponent:	215-76	Most Points, Second Half: 70 at Michigan State, '23
When opponent shoots more free throws:	34-95	Fewest Points, Second Half: 15 vs. Northern Iowa, '14
When free throws attempts are equal:	12-5	Most Points Allowed, Second Half: 64 vs. Michigan State, '23
When Iowa has higher FT% than opponent:	170-74	Fewest Points Allowed, Second Half: 16 vs. UNI, '10
When opponent has higher FT%:	89-99	Largest Halftime Advantage: 37 vs. Arkansas-Pine Bluff, '13
When FT% is equal:	3-3	Largest Halftime Deficit: 31 vs. Purdue, '18

When Iowa shoots at least 50% from 3-point range:	39-10
When Iowa shoots less than 50% from 3-point range:	222-167
When opponent shoots at least 50% from 3-point range:	8-32
When opponent shoots less than 50% from 3-point range:	255-144
When Iowa has a higher 3-point FG% than opponent:	188-51
When opponent has a higher 3-point FG%:	67-126
When 3-point FG% is equal:	1-2

When Iowa has more assists than opponent:	194-42
When opponent has more assists:	55-118
When assists are equal:	13-15

When Iowa has fewer turnovers than opponent:	173-66
When opponent has fewer turnovers:	72-93
When turnovers are equal:	18-17
When Iowa has more steals than opponent:	158-58
When opponent has more steals:	79-99
When steals are equal:	25-18

IOWA SUPERLATIVES UNDER McCAFFERY

TEAM

Most Points Scored

1. 116 -- Savannah State (11/13/16)
2. 112 -- North Carolina A&T (11/11/22)
- 112 -- Michigan State (2/25/23)
- 112 -- Northwestern (3/10/22)
5. 111 -- SIU Edwardsville (11/26/10)
6. 110 -- North Dakota (11/7/23)
- 110 -- Maryland (2/10/22)
- 110 -- Savannah State (12/22/18)

Fewest Points Allowed

1. 36 -- Howard (11/15/12)
2. 39 -- UNC Wilmington (11/8/13)
- 39 -- Northern Iowa (12/7/10)
4. 40 -- Louisiana Monroe (11/16/10)
5. 41 -- Abilene Christian (11/17/13)

Field Goals Made

1. 43 -- Northwestern (3/10/22)
2. 42 -- Savannah State (11/13/16)
- 42 -- Central Arkansas (12/19/11)
4. 41 -- North Carolina A&T (11/11/22)
- 41 -- Northern Illinois (12/13/20)
6. 40 -- North Dakota (11/7/23)
- 40 -- Coppin State (11/15/15)
8. 39 -- Nebraska (2/13/22)
- 39 -- Maryland (2/10/22)
- 39 -- Savannah State (12/22/18)
- 39 -- Kennesaw State (12/29/19)

Field Goals Attempted

1. 87 -- Savannah State (11/13/16)
2. 79 -- North Carolina A&T (11/11/22)
- 79 -- Oregon (3/18/12)
4. 78 -- Minnesota (12/25/20)
5. 77 -- Penn State (1/31/22)
6. 77 -- Nebraska (1/7/20)
- 77 -- Nebraska (1/5/17)

Field Goal Percentage (20 Made)

1. .680 -- Illinois (1/20/19)
2. .643 -- Maryland (2/8/15)
3. .630 -- Indiana (1/29/12)
4. .627 -- Michigan (2/5/15)
5. .623 -- Abilene Christian (11/17/13)

3-Point Field Goals Made

1. 20 -- Alabama State (11/18/21) *
2. 19 -- Northwestern (3/10/22)
- 19 -- Maryland (2/10/22)
- 19 -- Savannah State (12/22/18)
5. 18 -- Savannah State (11/13/16)
6. 17 -- North Carolina (12/8/20)
- 17 -- Michigan State (2/25/23)

3-Point Field Goals Attempted

1. 44 -- Alabama State (11/18/21) *
2. 43 -- Nebraska (3/4/21)
- 43 -- Savannah State (11/13/16)
4. 42 -- Savannah State (12/22/18)
5. 40 -- North Carolina (12/8/20)
6. 37 -- Nebraska (3/5/23)

3-Point FG Percentage (10 Made)

1. .714 (15-21) Illinois (1/20/19)
2. .655 (19-29) Northwestern (3/10/22)
3. .632 (12-19) Wisconsin (2/18/21)
4. .619 (13-21) Northern Illinois (11/17/11)
5. .615 (16-26) Maryland (2/25/17)

Free Throws Made

1. 39 -- Indiana (2/21/17)
2. 38 -- Omaha (11/10/13)
3. 35 -- NC Central (11/16/21)
4. 34 -- Green Bay (11/11/18)
- 34 -- Illinois (2/28/18)
6. 33 -- Illinois (11/11/18)

Free Throws Attempted

1. 49 -- Omaha (11/10/13)
2. 47 -- Indiana (2/21/17)
3. 45 -- Green Bay (11/11/18)
4. 43 -- UM Eastern Shore (11/14/13)
- 43 -- Michigan State (1/28/14)
6. 41 -- NC Central (11/16/21)
- 41 -- Illinois (2/28/18)

Free Throw Percentage (10 Made)

1. 1.000 (15-15) Illinois (3/8/20)
- 1.000 (15-15) Virginia (3/27/13)
3. 1.000 (13-13) Purdue (12/28/16)
- .944 (17-18) Purdue (1/27/22)
5. .933 (14-15) Iowa State (12/9/21)
6. .929 (26-28) North Florida (12/22/14)
7. .926 (25-27) Rutgers (3/11/22)
- .926 (25-27) Penn State (2/28/15)

Most Rebounds

1. 57 -- Western Illinois (12/3/20)
- 57 -- Md. Eastern Shore (11/14/13)
3. 56 -- UNC Wilmington (11/8/13)
- 56 -- Brown (12/3/11)
- 56 -- SC State (12/19/12)
6. 55 -- Minnesota (12/25/20)

Most Assists

1. 34 -- Northern Illinois (12/29/17)
2. 33 -- Savannah State (11/13/16)
3. 32 -- Central Arkansas (12/19/11)
4. 31 -- Coppin State (11/15/15)
5. 30 -- Savannah State (12/22/18)

Most Steals

1. 19 -- SIU Edwardsville (11/26/10)
2. 16 -- UMB (12/6/14)
3. 15 -- Indiana (1/13/22)
- 15 -- Western Michigan (11/22/21)
- 15 -- Rutgers (1/31/17)
6. 14 -- Kennesaw State (12/29/19)
- 14 -- Maryland (1/19/17)
- 14 -- Marquette (11/19/15)
- 14 -- Penn (11/22/13)
- 14 -- Idaho St (12/4/10)
- 14 -- Chicago St (11/11/11)

Most Blocked Shots

1. 14 -- Drake (12/19/15) *
2. 13 -- Illinois (3/5/13)
3. 12 -- UNC Wilmington (11/8/13)
- 12 -- Northern Illinois (11/26/14)
5. 11 -- Michigan State (12/29/15)
6. 10 -- Penn State (2/15/14)
- 10 -- UT-Pan American (11/9/12)

Fewest Turnovers

1. 3 -- Temple (3/18/16)
- 3 -- Drake (12/19/15)
3. 4 -- North Carolina A&T (11/11/22)
- 4 -- Illinois (12/6/21)
- 4 -- Virginia (11/29/21)
- 4 -- Michigan (1/17/16)
- 4 -- Northwestern (2/15/15)

* -- denotes school record

INDIVIDUAL

Most Points:

1. 44 -- Luka Garza at Michigan (12/6/19)
2. 42 -- Peter Jok vs. Memphis (11/26/16)
3. 41 -- Luka Garza vs. Southern (11/27/20)
4. 38 -- Luka Garza at Indiana (2/13/20)
5. 37 -- Keegan Murray vs. Nebraska (2/13/22)
6. 36 -- Luka Garza vs. Oregon (3/22/21)
7. 35 -- Keegan Murray vs. Maryland (1/3/22)
- 35 -- Keegan Murray vs. Utah State (12/18/21)
- 35 -- Luka Garza vs. Western Illinois (12/3/20)
- 35 -- Peter Jok vs. Indiana (2/21/17)

Field Goals Made

1. 17 -- Luka Garza at Michigan (12/6/19)
2. 15 -- Keegan Murray vs. Nebraska (2/13/22)
3. 14 -- Keegan Murray vs. Maryland (1/3/22)
- 14 -- Luka Garza vs. Oregon (3/22/21)
- 14 -- Luka Garza vs. Southern (11/27/20)
- 14 -- Luka Garza at Indiana (2/13/20)
7. 13 -- Kris Murray vs. Omaha (11/21/22)
- 13 -- Keegan Murray vs. W. Illinois (12/29/21)
- 13 -- Keegan Murray vs. Utah State (12/18/21)
- 13 -- Luka Garza vs. Minnesota (1/10/21)
- 13 -- Luka Garza vs. Iowa State (12/11/20)
- 13 -- Luka Garza vs. Western Illinois (12/3/20)
- 13 -- Luka Garza vs. Penn State (1/4/20)

Field Goals Attempted

1. 32 -- Luka Garza at Michigan (12/6/19)
2. 28 -- Luka Garza vs. Penn State (2/29/20)
3. 27 -- Luka Garza at Minnesota (12/25/20)
- 27 -- Kris Murray at Minnesota (2/12/23)
5. 24 -- Devyn Marble vs. Wisconsin (1/5/14)
- 24 -- Peter Jok vs. Nebraska (1/5/17)

3-Point FG Made

1. 10 -- Jordan Bohannon at Maryland (2/10/22) *
- 8 -- Keegan Murray vs. Indiana (3/12/22)
- 8 -- Jordan Bohannon vs. Nebraska (3/4/21)
- 8 -- Peter Jok vs. Memphis (11/26/16)
- 8 -- Jordan Bohannon vs. Maryland (2/25/17)
6. 7 -- Jordan Bohannon vs. N. Carolina (12/8/20)
- 7 -- Jordan Bohannon vs. N'western (2/25/18)
- 7 -- Jordan Bohannon vs Notre Dame (11/29/16)
- 7 -- Jordan Bohannon vs TCU (3/19/17)
- 7 -- Devyn Marble vs Oregon (3/18/12)
- 7 -- Matt Gatens vs Wisconsin (2/23/12)
- 7 -- Matt Gatens vs Indiana (2/19/12)

3-Point Field Goals Attempted

1. 16 -- Jordan Bohannon at Maryland (2/10/22)
- 16 -- Jordan Bohannon vs. N. Carolina (12/8/20)
3. 15 -- Jordan Bohannon at Notre Dame (12/3/16)
- 14 -- Jordan Bohannon at Syracuse (12/3/19)
- 14 -- Jordan Bohannon vs. Savannah St. (12/22/18)
- 14 -- Jordan Bohannon vs. N'western (2/25/18)
7. 13 -- Kris Murray vs. Michigan (1/12/23)
- 13 -- Kris Murray vs. Nebraska (3/5/23)

Free Throws Made

1. 22 -- Peter Jok vs. Indiana (2/21/17) *
2. 15 -- Tony Perkins vs. Indiana (2/4/23)
3. 14 -- Roy Devyn Marble vs. UNI (12/15/12)
- 14 -- Aaron White vs. Texas (11/20/14)
5. 13 -- Tyler Cook vs. UAB (11/22/17)
- 13 -- Aaron White vs. Wisconsin (1/19/13)

Most Rebounds:

1. 21 -- Keegan Murray vs. N.C. Central (11/16/21)
2. 20 -- Kris Murray vs. Georgia Tech (11/29/22)
3. 18 -- Keegan Murray vs. N'western (2/28/22)
- 18 -- Luka Garza vs. Wisconsin (1/27/20)
- 18 -- Luka Garza at Nebraska (1/7/20)
- 18 -- Adam Woodbury vs. Wisconsin (2/24/16)
- 17 -- Luka Garza at Minnesota (12/25/20)
- 17 -- Aaron White vs. Iowa State (12/13/13)

Most Assists

1. 14 -- Jordan Bohannon vs. Minnesota (1/10/21)
2. 13 -- Jordan Bohannon vs. TCU (3/19/17)
- 13 -- Connor McCaffery vs. Ohio State (2/16/23)
4. 12 -- Mike Gesell vs. Minnesota (2/14/16)
- 12 -- Mike Gesell vs. Coppin State (11/15/15)
- 11 -- Joe Toussaint vs. Alabama St (11/18/21)
- 11 -- Jordan Bohannon vs. Wisconsin (1/23/18)
- 11 -- Jordan Bohannon vs. South Dakota (3/15/17)
- 11 -- Mike Gesell vs. Michigan (3/5/16)
- 11 -- Devyn Marble vs. Wisconsin (2/22/14)
- 11 -- Bryce Cartwright vs. Dayton (3/13/12)

Most Steals

1. 7 -- Eric May vs. SIUE (11/26/10)
2. 6 -- Joe Toussaint at Maryland (1/7/21)
- 6 -- Jordan Bohannon vs. Pitt (11/27/18)
- 6 -- Roy Devyn Marble vs. Penn (11/22/13)
- 6 -- Eric May at Wake Forest (11/30/10)
6. 5 -- Joe Toussaint vs. Kennesaw St (12/29/19)
- 5 -- Nicholas Baer vs. Drake (12/16/17)
- 5 -- Isaiah Moss vs. Indiana (3/9/17)
- 5 -- Jarryd Cole at Mich St (3/2/11)
- 5 -- Matt Gatens vs. Idaho St (12/4/10)
- 5 -- Aaron White vs. North Florida (12/22/14)
- 5 -- Mike Gesell at Penn State (2/28/15)
- 5 -- Filip Rebraca vs. Eastern Illinois (12/21/22)
- 5 -- Patrick McCaffery at Purdue (2/9/23)

Most Blocks

1. 7 -- Melsahn Basabe vs. Iowa St (12/10/10)
- 7 -- Gabriel Olaseni vs. Illinois (3/5/13)
3. 6 -- Nicholas Baer at Nebraska (1/5/17)
- 6 -- Jarrod Uthoff vs. Minnesota (2/14/16)
- 6 -- Jarrod Uthoff vs. Michigan State (12/29/15)
- 6 -- Nicholas Baer vs. Drake (12/19/15)
- 6 -- Melsahn Basabe vs. Ohio State (1/4/11)

2023-24 IOWA MEN'S BASKETBALL



#5 **DASONTE BOWEN**
G • 6-2 • 183 • So.
Boston, Mass.
Brewster Academy (N.H.)

Opponent	Date	GS	MIN	Total		3-Pointers		Free throws		Rebounds				PF		A	TO	BLK	STL	PTS	AVG
				FG-FGA	PCT	3FG-3FGA	PCT	FT-FTA	PCT	OFF	DEF	TOT	AVG								
North Dakota	11/07/2023	*	21:43	4-6	.667	1-2	.500	3-3	1.000	1	2	3	3.0	1	5	0	0	2	12	12.0	
Totals		1	21:43	4-6	.667	1-2	.500	3-3	1.000	1	2	3	3.0	1	5	0	0	2	12	12.0	

SEASON HIGHS

Points	12 vs. North Dakota, 11/7/23
FGM	4 vs. North Dakota, 11/7/23
FGA	6 vs. North Dakota, 11/7/23
3-PT FGM	1 vs. North Dakota, 11/7/23
3-PT FGA	2 vs. North Dakota, 11/7/23
FTM	3 vs. North Dakota, 11/7/23
FTA	3 vs. North Dakota, 11/7/23
REB	3 vs. North Dakota, 11/7/23
AST	5 vs. North Dakota, 11/7/23
STL	2 vs. North Dakota, 11/7/23
BLK	--
MIN	21 vs. North Dakota, 11/7/23

CAREER HIGHS

Points	12, 2X, last vs. North Dakota, 11/7/23
FGM	5 vs. Duke, 12/7/22
FGA	7, 2X, last vs. Duke, 12/7/22
3-PT FGM	2 vs. Eastern Illinois, 12/21/22
3-PT FGA	3 vs. Eastern Illinois, 12/21/22
FTM	6 vs. North Carolina A&T, 11/11/22
FTA	8 vs. North Carolina A&T, 11/11/22
REB	4 vs. Wisconsin, 12/11/22
AST	5 vs. North Dakota, 11/7/23
STL	2, 2X, last vs. North Dakota, 11/7/23
BLK	1 vs. Georgia Tech, 11/29/22
MIN	21 vs. North Dakota, 11/7/23

CAREER STATISTICS

YEAR	G/GS	FG-A	PCT	3-PT	PCT	FT-A	PCT	REB	AVG	PF-FO	AST	TO	BLK	STL	PTS	AVG
Fresh.	26/1	29-61	.475	4-11	.364	19-28	.679	23	0.9	26-0	26	25	1	7	81	3.1
Soph.	1/1	4-6	.667	1-2	.500	3-3	1.000	3	3.0	1-0	5	0	0	2	12	12.0
CAREER	27/2	33-67	.493	5-13	.385	22-31	.710	26	1.0	27-0	31	25	1	9	93	3.4



#0 **EVEN BRAUNS**
C • 6-9 • 245 • Sr.
Iowa City, Iowa
Iowa City West High School
Belmont

SEASON HIGHS

Points	--
FGM	--
FGA	--
3-PT FGM	--
3-PT FGA	--
FTM	--
FTA	--
REB	--
AST	--
STL	--
BLK	--
MIN	--

CAREER HIGHS

Points	19 vs. Bethel, 12/18/21
FGM	7 vs. Bethel, 12/18/21
FGA	9, 2X, last vs. Illinois State, 2/4/23
3-PT FGM	--
3-PT FGA	2 vs. Missouri State, 2/8/23
FTM	6 vs. Illinois State, 2/4/23
FTA	7 vs. Drake, 1/29/23
REB	12 vs. Illinois State, 2/4/23
AST	3 vs. Indiana State, 2/22/23
STL	3, 2X, last at Chattanooga, 12/18/22
BLK	7 vs. Murray State, 1/17/23
MIN	32 vs. Illinois State, 2/4/23

CAREER STATISTICS

YEAR	G/GS	FG-A	PCT	3-PT	PCT	FT-A	PCT	REB	AVG	PF-FO	AST	TO	BLK	STL	PTS	AVG
Fresh.	31/0	21-52	.404	14-35	.400	6-9	.667	28	0.9	14-0	28	11	3	7	62	2.0
Soph.	31/1	32-57	.561	0-1	.000	9-16	.563	51	1.7	20-0	9	15	14	10	73	2.4
Junior	31/30	88-151	.583	0-7	.000	42-61	.689	165	5.3	76-1	36	26	42	16	218	7.0
Senior	--	--	--	--	--	--	--	--	--	--	--	--	--	--	--	--
TOTAL	92/31	171-299	.572	0-9	.000	68-99	.687	281	3.1	133-1	53	56	70	29	410	4.5



2023-24 IOWA MEN'S BASKETBALL



#10 JOVONE CATER
G • 6-2 • 180 • Sr.
Far Rockaway, N.Y.
Holy Cross

Opponent	Date	GS	MIN	Total		3-Pointers		Free throws		Rebounds				PF	A	TO	BLK	STL	PTS	AVG
				FG-FGA	PCT	3FG-3FGA	PCT	FT-FTA	PCT	OFF	DEF	TOT	AVG							
North Dakota	11/07/2023		01:57	0-0	.000	0-0	.000	0-0	.000	0	0	0	0.0	0	0	0	0	0	0	0.0
Totals		0	01:57	0-0	.000	0-0	.000	0-0	.000	0	0	0	0.0	0	0	0	0	0	0	0.0

SEASON HIGHS

Points _____ --
FGM _____ --
FGA _____ --
3-PT FGM _____ --
3-PT FGA _____ --
FTM _____ --
FTA _____ --
REB _____ --
AST _____ --
STL _____ --
BLK _____ --
MIN _____ 1 vs. North Dakota, 11/7/23

CAREER HIGHS

Points _____ --
FGM _____ --
FGA _____ --
3-PT FGM _____ --
3-PT FGA _____ --
FTM _____ --
FTA _____ --
REB _____ --
AST _____ --
STL _____ --
BLK _____ --
MIN _____ 1 vs. North Dakota, 11/7/23

CAREER STATISTICS

YEAR	G/GS	FG-A	PCT	3-PT	PCT	FT-A	PCT	REB	AVG	PF-FO	AST	TO	BLK	STL	PTS	AVG
Sr.	1/0	0-0	.000	0-0	.000	0-0	.000	0	0.0	0-0	0	0	0	0	0	0.0



#13 LADJI DEMBELE
F • 6-8 • 250 • Fr.
Newark, N.J.
St. Benedict's Prep

Opponent	Date	GS	MIN	Total		3-Pointers		Free throws		Rebounds				PF	A	TO	BLK	STL	PTS	AVG
				FG-FGA	PCT	3FG-3FGA	PCT	FT-FTA	PCT	OFF	DEF	TOT	AVG							
North Dakota	11/07/2023		15:18	3-5	.600	2-3	.667	0-0	.000	0	1	1	1.0	1	0	0	0	1	8	8.0
Totals		0	15:18	3-5	.600	2-3	.667	0-0	.000	0	1	1	1.0	1	0	0	0	1	8	8.0

SEASON HIGHS

Points _____ 8 vs. North Dakota, 11/7/23
FGM _____ 3 vs. North Dakota, 11/7/23
FGA _____ 5 vs. North Dakota, 11/7/23
3-PT FGM _____ 2 vs. North Dakota, 11/7/23
3-PT FGA _____ 3 vs. North Dakota, 11/7/23
FTM _____ --
FTA _____ --
REB _____ 1 vs. North Dakota, 11/7/23
AST _____ --
STL _____ 1 vs. North Dakota, 11/7/23
BLK _____ --
MIN _____ 15 vs. North Dakota, 11/7/23

CAREER HIGHS

Points _____ 8 vs. North Dakota, 11/7/23
FGM _____ 3 vs. North Dakota, 11/7/23
FGA _____ 5 vs. North Dakota, 11/7/23
3-PT FGM _____ 2 vs. North Dakota, 11/7/23
3-PT FGA _____ 3 vs. North Dakota, 11/7/23
FTM _____ --
FTA _____ --
REB _____ 1 vs. North Dakota, 11/7/23
AST _____ --
STL _____ 1 vs. North Dakota, 11/7/23
BLK _____ --
MIN _____ 15 vs. North Dakota, 11/7/23

CAREER STATISTICS

YEAR	G/GS	FG-A	PCT	3-PT	PCT	FT-A	PCT	REB	AVG	PF-FO	AST	TO	BLK	STL	PTS	AVG
Fresh.	1/0	3-5	.600	2-3	.667	0-0	.000	1	1.0	1-0	0	0	0	1	8	8.0

2023-24 IOWA MEN'S BASKETBALL



#4 JOSH DIX
G • 6-5 • 200 • Soph.
Council Bluffs, Iowa
Council Bluffs High School

Opponent	Date	GS	MIN	Total		3-Pointers		Free throws		Rebounds				PF	A	TO	BLK	STL	PTS	AVG
				FG-FGA	PCT	3FG-3FGA	PCT	FT-FTA	PCT	OFF	DEF	TOT	AVG							
North Dakota	11/07/2023		21:09	2-3	.667	0-0	.000	0-0	.000	0	2	2	2.0	2	1	0	0	1	4	4.0
Totals		0	21:09	2-3	.667	0-0	.000	0-0	.000	0	2	2	2.0	2	1	0	0	1	4	4.0

SEASON HIGHS

Points _____ 4 vs. North Dakota, 11/7/23
FGM _____ 2 vs. North Dakota, 11/7/23
FGA _____ 3 vs. North Dakota, 11/7/23
3-PT FGM _____ --
3-PT FGA _____ --
FTM _____ --
FTA _____ --
REB _____ 2 vs. North Dakota, 11/7/23
AST _____ 1 vs. North Dakota, 11/7/23
STL _____ 1 vs. North Dakota, 11/7/23
BLK _____ --
MIN _____ 21 vs. North Dakota, 11/7/23

CAREER HIGHS

Points _____ 10 vs. Michigan, 1/12/23
FGM _____ 3, 3X, last vs. Rutgers, 1/29/23
FGA _____ 8 vs. Bethune-Cookman, 11/7/22
3-PT FGM _____ 3 vs. Omaha, 11/21/22
3-PT FGA _____ 5 vs. Bethune-Cookman, 11/7/22
FTM _____ 2, 2X, last vs. Michigan, 1/12/23
FTA _____ 2, 4X, last vs. Maryland, 1/15/23
REB _____ 5 vs. SE Missouri St., 12/17/22
AST _____ 5, 2X, last vs. Maryland, 1/15/23
STL _____ 1, 8X, last vs. North Dakota, 11/7/23
BLK _____ 1, 3X, last vs. Rutgers, 1/29/23
MIN _____ 31 vs. Michigan, 1/12/23

CAREER STATISTICS

YEAR	G/GS	FG-A	PCT	3-PT	PCT	FT-A	PCT	REB	AVG	PF-FO	AST	TO	BLK	STL	PTS	AVG
Fresh.	31/0	21-52	.404	14-35	.400	6-9	.667	28	0.9	14-0	28	11	3	7	62	2.0
Soph.	1/0	2-3	.667	0-0	.000	0-0	.000	2	2.0	2-0	1	0	0	1	4	4.0
TOTALS	32/0	23-55	.418	14-35	.400	6-9	.667	30	0.9	16-0	29	11	3	8	66	2.1



#32 OWEN FREEMAN
F • 6-10 • 230 • Fr.
Moline, Ill.
Moline High School

				Total		3-Pointers		Free throws		Rebounds										
Opponent	Date	GS	MIN	FG-FGA	PCT	3FG-3FGA	PCT	FT-FTA	PCT	OFF	DEF	TOT	AVG	PF	A	TO	BLK	STL	PTS	AVG
North Dakota	11/07/2023		15:01	7-8	.875	0-1	.000	0-0	.000	1	2	3	3.0	4	1	1	0	2	14	14.0
Totals		0	15:01	7-8	.875	0-1	.000	0-0	.000	1	2	3	3.0	4	1	1	0	2	14	14.0

SEASON HIGHS

Points _____ 14 vs. North Dakota, 11/7/23
FGM _____ 7 vs. North Dakota, 11/7/23
FGA _____ 8 vs. North Dakota, 11/7/23
3-PT FGM _____ --
3-PT FGA _____ 1 vs. North Dakota, 11/7/23
FTM _____ --
FTA _____ --
REB _____ 3 vs. North Dakota, 11/7/23
AST _____ 1 vs. North Dakota, 11/7/23
STL _____ 2 vs. North Dakota, 11/7/23
BLK _____ --
MIN _____ 15 vs. North Dakota, 11/7/23

CAREER HIGHS

Points _____ 14 vs. North Dakota, 11/7/23
FGM _____ 7 vs. North Dakota, 11/7/23
FGA _____ 8 vs. North Dakota, 11/7/23
3-PT FGM _____ --
3-PT FGA _____ 1 vs. North Dakota, 11/7/23
FTM _____ --
FTA _____ --
REB _____ 3 vs. North Dakota, 11/7/23
AST _____ 1 vs. North Dakota, 11/7/23
STL _____ 2 vs. North Dakota, 11/7/23
BLK _____ --
MIN _____ 15 vs. North Dakota, 11/7/23

CAREER STATISTICS

YEAR	G/GS	FG-A	PCT	3-PT	PCT	FT-A	PCT	REB	AVG	PF-FO	AST	TO	BLK	STL	PTS	AVG
Fresh.	1/0	7-8	.875	0-1	.000	0-0	.000	3	3.0	4-0	1	1	0	2	14	14.0

2023-24 IOWA MEN'S BASKETBALL



#2 BROCK HARDING
G • 6-0 • 162 • Fr.
Moline, Ill.
Moline High School

Opponent	Date	GS	MIN	Total		3-Pointers		Free throws		Rebounds				PF	A	TO	BLK	STL	PTS	AVG
				FG-FGA	PCT	3FG-3FGA	PCT	FT-FTA	PCT	OFF	DEF	TOT	AVG							
North Dakota	11/07/2023		10:39	2-4	.500	1-1	1.000	1-1	1.000	1	0	1	1.0	0	7	3	0	0	6	6.0
Totals		0	10:39	2-4	.500	1-1	1.000	1-1	1.000	1	0	1	1.0	0	7	3	0	0	6	6.0

SEASON HIGHS

Points	6 vs. North Dakota, 11/7/23
FGM	2 vs. North Dakota, 11/7/23
FGA	4 vs. North Dakota, 11/7/23
3-PT FGM	1 vs. North Dakota, 11/7/23
3-PT FGA	1 vs. North Dakota, 11/7/23
FTM	1 vs. North Dakota, 11/7/23
FTA	1 vs. North Dakota, 11/7/23
REB	1 vs. North Dakota, 11/7/23
AST	7 vs. North Dakota, 11/7/23
STL	--
BLK	--
MIN	10 vs. North Dakota, 11/7/23

CAREER HIGHS

Points	6 vs. North Dakota, 11/7/23
FGM	2 vs. North Dakota, 11/7/23
FGA	4 vs. North Dakota, 11/7/23
3-PT FGM	1 vs. North Dakota, 11/7/23
3-PT FGA	1 vs. North Dakota, 11/7/23
FTM	1 vs. North Dakota, 11/7/23
FTA	1 vs. North Dakota, 11/7/23
REB	1 vs. North Dakota, 11/7/23
AST	7 vs. North Dakota, 11/7/23
STL	--
BLK	--
MIN	10 vs. North Dakota, 11/7/23

CAREER STATISTICS

YEAR	G/GS	FG-A	PCT	3-PT	PCT	FT-A	PCT	REB	AVG	PF-FO	AST	TO	BLK	STL	PTS	AVG
Fresh.	1/0	2-4	.500	1-1	1.000	1-1	1.000	1	1.0	0-0	7	3	0	0	6	6.0



#1 SPENCER HUTCHISON
G • 6-4 • 202 • RS Fr.
Dallas, Texas
The Episcopal School of Dallas

Opponent	Date	GS	MIN	Total		3-Pointers		Free throws		Rebounds				PF	A	TO	BLK	STL	PTS	AVG
				FG-FGA	PCT	3FG-3FGA	PCT	FT-FTA	PCT	OFF	DEF	TOT	AVG							
North Dakota	11/07/2023		01:57	0-0	.000	0-0	.000	0-0	.000	0	1	1	1.0	0	1	0	0	0	0	0.0
Totals		0	01:57	0-0	.000	0-0	.000	0-0	.000	0	1	1	1.0	0	1	0	0	0	0	0.0

SEASON HIGHS

Points	--
FGM	--
FGA	--
3-PT FGM	--
3-PT FGA	--
FTM	--
FTA	--
REB	1 vs. North Dakota, 11/7/23
AST	1 vs. North Dakota, 11/7/23
STL	--
BLK	--
MIN	1 vs. North Dakota, 11/7/23

CAREER HIGHS

Points	--
FGM	--
FGA	--
3-PT FGM	--
3-PT FGA	--
FTM	--
FTA	--
REB	1 vs. North Dakota, 11/7/23
AST	1 vs. North Dakota, 11/7/23
STL	--
BLK	--
MIN	1 vs. North Dakota, 11/7/23

CAREER STATISTICS

YEAR	G/GS	FG-A	PCT	3-PT	PCT	FT-A	PCT	REB	AVG	PF-FO	AST	TO	BLK	STL	PTS	AVG
RS Fresh.	1/0	0-0	.000	0-0	.000	0-0	.000	1	1.0	0-0	1	0	0	0	0	0.0

2023-24 IOWA MEN'S BASKETBALL



#14 CARTER KINGSBURY
G • 6-4 • 225 • RS So.
Ponca, Neb.
Brewster Academy
(N.H.)

#14 KINGSBURY, Carter

Opponent	Date	GS	MIN	Total		3-Pointers		Free throws		Rebounds				PF	A	TO	BLK	STL	PTS	AVG
				FG-FGA	PCT	3FG-3FGA	PCT	FT-FTA	PCT	OFF	DEF	TOT	AVG							
North Dakota	11/07/2023		01:57	1-1	1.000	1-1	1.000	0-0	.000	0	2	2	2.0	0	0	0	0	0	3	3.0
Totals		0	01:57	1-1	1.000	1-1	1.000	0-0	.000	0	2	2	2.0	0	0	0	0	0	3	3.0

SEASON HIGHS

Points	3 vs. North Dakota, 11/7/23
FGM	1 vs. North Dakota, 11/7/23
FGA	1 vs. North Dakota, 11/7/23
3-PT FGM	1 vs. North Dakota, 11/7/23
3-PT FGA	1 vs. North Dakota, 11/7/23
FTM	--
FTA	--
REB	2 vs. North Dakota, 11/7/23
AST	--
STL	--
BLK	--
MIN	1 vs. North Dakota, 11/7/23

CAREER HIGHS

Points	4 vs. North Carolina A&T, 11/11/22
FGM	1, 3X, last vs. North Dakota, 11/7/23
FGA	3 vs. North Carolina A&T, 11/11/22
3-PT FGM	1, 3X, last vs. North Dakota, 11/7/23
3-PT FGA	1, 3X vs. North Dakota, 11/7/23
FTM	1 vs. North Carolina A&T, 11/11/22
FTA	2 vs. North Carolina A&T, 11/11/22
REB	2, 3X, last vs. North Dakota, 11/7/23
AST	1, 4X, last at Indiana, 2/28/23
STL	1 vs. Omaha, 11/21/22
BLK	--
MIN	10 vs. Wisconsin (12/11/23)

CAREER STATISTICS

YEAR	G/GS	FG-A	PCT	3-PT	PCT	FT-A	PCT	REB	AVG	PF-FO	AST	TO	BLK	STL	PTS	AVG
Fresh.	8/0	2-5	.400	2-2	1.000	1-2	.500	6	0.8	0-0	4	1	0	1	7	0.9
Soph.	1/0	1-1	1.000	1-1	1.000	0-0	.000	2	2.0	0-0	0	0	0	0	3	3.0
TOTALS	9/0	3-6	.500	3-3	1.000	1-2	.500	8	0.9	0-0	4	1	0	1	10	1.1



#23 BEN KRIKKE
F • 6-9 • 245 • Graduate
Edmonton, Alberta, Canada
Jasper Place High School
Valparaiso

Opponent	Date	GS	MIN	Total		3-Pointers		Free throws		Rebounds				PF	A	TO	BLK	STL	PTS	AVG
				FG-FGA	PCT	3FG-3FGA	PCT	FT-FTA	PCT	OFF	DEF	TOT	AVG							
North Dakota	11/07/2023	*	23:02	8-13	.615	1-1	1.000	1-1	1.000	4	2	6	6.0	2	1	0	0	1	18	18.0
Totals		1	23:02	8-13	.615	1-1	1.000	1-1	1.000	4	2	6	6.0	2	1	0	0	1	18	18.0

SEASON HIGHS

Points	18 vs. North Dakota, 11/7/23
FGM	8 vs. North Dakota, 11/7/23
FGA	13 vs. North Dakota, 11/7/23
3-PT FGM	1 vs. North Dakota, 11/7/23
3-PT FGA	1 vs. North Dakota, 11/7/23
FTM	1 vs. North Dakota, 11/7/23
FTA	1 vs. North Dakota, 11/7/23
REB	6 vs. North Dakota, 11/7/23
AST	1 vs. North Dakota, 11/7/23
STL	1 vs. North Dakota, 11/7/23
BLK	--
MIN	23 vs. North Dakota, 11/7/23

CAREER HIGHS

Points	34 at UIC, 2/19/23
FGM	14 at UIC, 2/19/23
FGA	24 vs. Western Michigan, 11/13/22
3-PT FGM	3, 2X, last vs. Incarnate Word, 11/19/22
3-PT FGA	6 vs. Drake, 2/4/23
FTM	11 vs. Drake, 2/4/23
FTA	12, vs. Drake, 2/4/23
REB	15 at Illinois State, 1/24/21
AST	6, 2X, last vs. Illinois State, 2/11/23
STL	3 vs. Trinity Christian, 11/27/21
BLK	5 vs. Southern Illinois, 2/14/23
MIN	45 at Missouri State, 2/1/23

CAREER STATISTICS

YEAR	G/GS	FG-A	PCT	3-PT	PCT	FT-A	PCT	REB	AVG	PF-FO	AST	TO	BLK	STL	PTS	AVG
Fresh.	33/1	82-149	.550	14-41	.342	42-53	.793	95	2.9	47-0	22	27	15	15	220	6.7
Soph.	28/28	140-270	.519	8-30	.267	55-69	.797	118	4.2	65-1	27	35	23	16	343	12.3
Junior	29/29	166-308	.539	4-27	.148	75-89	.843	130	4.5	70-1	45	44	23	23	411	14.2
Senior	32/32	244-442	.552	17-61	.279	117-147	.796	189	5.9	74-4	67	71	28	17	622	19.4
5th Sr.	1-1	8-13	.615	1-1	1.000	1-1	1.000	6	6.0	2-0	1	0	0	1	18	18.0
TOTALS	123/91	640-1182	.541	44-160	.275	290-359	.808	538	4.4	258-6	162	177	89	72	18	1,614



2023-24 IOWA MEN'S BASKETBALL



#25 **LUC LAKETA**
G • 6-5 • 185 • Jr.
Concord, Michigan
Hanover Horton High
School
Winchendon (Mass.)

		Total			3-Pointers		Free throws		Rebounds													
Opponent	Date	GS	MIN	FG-FGA	PCT	3FG-3FGA	PCT	FT-FTA	PCT	OFF	DEF	TOT	AVG	PF	A	TO	BLK	STL	PTS	AVG		
North Dakota	11/07/2023		01:57	0-0	.000	0-0	.000	0-0	.000	0	0	0	0.0	1	1	0	0	0	0	0.0		
Totals		0	01:57	0-0	.000	0-0	.000	0-0	.000	0	0	0	0.0	1	1	0	0	0	0	0.0		

SEASON HIGHS

Points _____ --
FGM _____ --
FGA _____ --
3-PT FGM _____ --
3-PT FGA _____ --
FTM _____ --
FTA _____ --
REB _____ --
AST _____ 1 vs. North Dakota, 11/7/23
STL _____ --
BLK _____ --
MIN _____ 1 vs. North Dakota, 11/7/23

CAREER HIGHS

Points _____ 3, 4X, last vs. SE Missouri St., 12/17/22
FGM _____ 1, 4X, last vs. SE Missouri St., 12/17/22
FGA _____ 1, 9X, last vs. SE Missouri St., 12/17/22
3-PT FGM _____ 1, 4X, last vs. SE Missouri St., 12/17/22
3-PT FGA _____ 1, 8X, last vs. SE Missouri St., 12/17/22
FTM _____ 1 vs. Bethune-Cookman, 11/7/22
FTA _____ 2 vs. Bethune-Cookman, 11/7/22
REB _____ 2 vs. SE Missouri St., 12/17/22
AST _____ 1, 2X, last vs. North Dakota, 11/7/23
STL _____ 1, 2X, last vs. Michigan State, 2/22/22
BLK _____ --
MIN _____ 6 vs. Western Michigan, 11/22/21

CAREER STATISTICS

YEAR	G/GS	FG-A	PCT	3-PT	PCT	FT-A	PCT	REB	AVG	PF-FO	AST	TO	BLK	STL	PTS	AVG
Fresh.	12/0	3-6	.500	3-5	.600	0-0	.000	2	0.2	1-0	1	3	0	2	9	0.8
Soph.	4/0	1-3	.333	1-3	.333	1-2	.500	4	1.0	2-0	0	0	0	0	4	1.0
Junior	1/0	0-0	.000	0-0	.000	0-0	.000	0	0.0	1-0	1	0	0	0	0	0.0
TOTALS	17/0	4-9	.444	4-8	.500	1-2	.500	6	0.4	4-0	1	3	0	2	13	0.8



#22 **PATRICK McCAFFERY**
F • 6-9 • 212 • RS Sr.
Iowa City, Iowa
Iowa City West
High School

		Total				3-Pointers		Free throws		Rebounds				PF		A		TO		BLK		STL		PTS		AVG	
Opponent	Date	GS	MIN	FG-FGA	PCT	3FG-3FGA	PCT	FT-FTA	PCT	OFF	DEF	TOT	AVG	PF	A	TO	BLK	STL	PTS	AVG							
North Dakota	11/07/2023	*	22:45	2-4	.500	1-3	.333	6-7	.857	0	5	5	5.0	1	2	1	1	1	11	11.0							
Totals		1	22:45	2-4	.500	1-3	.333	6-7	.857	0	5	5	5.0	1	2	1	1	1	11	11.0							

SEASON HIGHS

Points _____ 11 vs. North Dakota, 11/7/23
FGM _____ 2 vs. North Dakota, 11/7/23
FGA _____ 4 vs. North Dakota, 11/7/23
3-PT FGM _____ 1 vs. North Dakota, 11/7/23
3-PT FGA _____ 3 vs. North Dakota, 11/7/23
FTM _____ 6 vs. North Dakota, 11/7/23
FTA _____ 7 vs. North Dakota, 11/7/23
REB _____ 5 vs. North Dakota, 11/7/23
AST _____ 2 vs. North Dakota, 11/7/23
STL _____ 1 vs. North Dakota, 11/7/23
BLK _____ 1 vs. North Dakota, 11/7/23
MIN _____ 22 vs. North Dakota, 11/7/23

CAREER HIGHS

Points _____ 24 vs. Wisconsin, 12/11/22
FGM _____ 8, 4X, last vs. Wisconsin, 12/11/22
FGA _____ 17 vs. Richmond, 3/17/22
3-PT FGM _____ 6 vs. Nebraska, 3/5/23
3-PT FGA _____ 10 vs. Nebraska, 3/5/23
FTM _____ 7, 2X, last vs. Omaha, 11/21/22
FTA _____ 10 at Purdue, 12/3/21
REB _____ 13 vs. Eastern Illinois, 12/21/22
AST _____ 4, 4X, last vs. Eastern Illinois, 12/21/22
STL _____ 5 at Purdue, 2/9/23
BLK _____ 2, 4X, last vs. Penn State, 1/22/22
MIN _____ 37 at Penn State, 1/31/22

CAREER STATISTICS

YEAR	G/GS	FG-A	PCT	3-PT	PCT	FT-A	PCT	REB	AVG	PF-FO	AST	TO	BLK	STL	PTS	AVG
Fresh.	2/0	3-10	.300	0-4	.000	0-0	.000	5	2.5	2-0	1	0	0	1	6	3.0
RS-Fresh.	31/0	60-137	.438	13-43	.302	29-41	.707	83	2.7	20-0	28	13	12	11	162	5.2
Soph.	32/32	124-294	.422	33-100	.330	55-77	.714	114	3.6	23-0	50	21	15	19	336	10.5
Junior	27/14	88-215	.409	35-102	.343	54-70	.771	94	3.5	23-0	28	28	10	22	265	9.8
Senior	1/1	2-4	.500	1-3	.333	6-7	.857	5	5.0	1-0	2	1	1	1	11	11.0
TOTALS	93/47	277-660	.420	82-252	.325	144-195	.738	301	3.2	69-0	109	63	38	54	780	8.4

2023-24 IOWA MEN'S BASKETBALL



#44 RILEY MULVEY
F • 6-11 • 245 • Jr.
Rotterdam, New York
St. Thomas More
High School

SEASON HIGHS

Points _____ --
FGM _____ --
FGA _____ --
3-PT FGM _____ --
3-PT FGA _____ --
FTM _____ --
FTA _____ --
REB _____ --
AST _____ --
STL _____ --
BLK _____ --
MIN _____ --

CAREER HIGHS

Points _____ 8 vs. Western Michigan, 11/22/21
FGM _____ 3 vs. Western Michigan, 11/22/21
FGA _____ 5, 2X, last vs. North Carolina A&T, 11/11/22
3-PT FGM _____ --
3-PT FGA _____ 1, 3X, last vs. North Carolina A&T, 11/11/22
FTM _____ 2, 2X, last vs. Western Michigan, 11/22/21
FTA _____ 2, 2X, last vs. Western Michigan, 11/22/21
REB _____ 5 vs. Alabama State, 11/18/21
AST _____ 1, 3X, last vs. Omaha, 11/21/22
STL _____ 1 vs. Michigan, 1/12/23
BLK _____ 3 vs. Northwestern, 3/10/22
MIN _____ 13, 2X, last vs. Michigan, 1/12/23

CAREER STATISTICS

YEAR	G/GS	FG-A	PCT	3-PT	PCT	FT-A	PCT	REB	AVG	PF-FO	AST	TO	BLK	STL	PTS	AVG
Fresh.	17/0	6-12	.500	0-2	.000	4-4	1.000	15	0.9	12-0	2	4	5	0	16	0.9
Soph.	12/0	5-10	.500	0-1	.000	1-2	.500	11	0.9	2-0	2	1	5	1	11	0.9
Junior	-	-	-	-	-	-	-	-	-	-	-	-	-	-	-	-
TOTALS	29/0	11-22	.500	0-3	.000	5-6	.833	26	0.9	14-0	4	5	10	1	27	0.9



#11 TONY PERKINS
G • 6-4 • 205 • Sr.
Indianapolis, Ind.
Lawrence North
High School

SEASON HIGHS

Points _____ 10 vs. North Dakota, 11/7/23
FGM _____ 3 vs. North Dakota, 11/7/23
FGA _____ 11 vs. North Dakota, 11/7/23
3-PT FGM _____ 1 vs. North Dakota, 11/7/23
3-PT FGA _____ 2 vs. North Dakota, 11/7/23
FTM _____ 3 vs. North Dakota, 11/7/23
FTA _____ 4 vs. North Dakota, 11/7/23
REB _____ 6 vs. North Dakota, 11/7/23
AST _____ 2 vs. North Dakota, 11/7/23
STL _____ 2 vs. North Dakota, 11/7/23
BLK _____ --
MIN _____ 24 vs. North Dakota, 11/7/23

CAREER HIGHS

Points _____ 32 vs. Illinois, 2/4/23
FGM _____ 11 vs. Ohio State, 2/16/23
FGA _____ 16 vs. Ohio State, 2/16/23
3-PT FGM _____ 4 vs. Michigan State, 2/25/23
3-PT FGA _____ 5, 3X, last vs. Michigan State, 2/25/23
FTM _____ 15 vs. Illinois, 2/4/23
FTA _____ 16 vs. Illinois, 2/4/23
REB _____ 12 at Illinois, 3/6/22
AST _____ 8 at Indiana, 2/28/23
STL _____ 5 vs. Northwestern, 2/28/22
BLK _____ 2, 3X, last vs. Ohio State, 3/9/23
MIN _____ 44 vs. Wisconsin, 12/11/22

CAREER STATISTICS

YEAR	G/GS	FG-A	PCT	3-PT	PCT	FT-A	PCT	REB	AVG	PF-FO	AST	TO	BLK	STL	PTS	AVG
Fresh.	24/0	15-33	.455	1-3	.333	7-15	.467	31	1.3	21-0	16	3	1	5	38	1.6
Soph.	36/15	99-222	.446	17-53	.321	52-65	.800	88	2.4	62-1	59	33	3	32	267	7.4
Junior	32/32	143-325	.440	22-66	.333	87-114	.763	131	4.1	67-1	88	55	13	46	395	12.3
Senior	1/1	3-11	.273	1-2	.500	3-4	.750	6	6.0	1-0	2	0	0	2	10	10.0
TOTALS	93/48	260-591	.440	41-124	.331	149-198	.753	256	2.8	151-2	165	91	17	85	710	7.6

2023-24 IOWA MEN'S BASKETBALL



#20 **PAYTON SANDFORT**
G • 6-7 • 215 • Jr.
Waukee, Iowa
Waukee High School

Opponent	Date	GS	MIN	Total		3-Pointers		Free throws		Rebounds				PF		A	TO	BLK	STL	PTS	AVG
				FG-FGA	PCT	3FG-3FGA	PCT	FT-FTA	PCT	OFF	DEF	TOT	AVG								
North Dakota	11/07/2023	*	20:24	7-13	.538	3-7	.429	4-4	1.000	2	7	9	9.0	3	2	2	0	2	21	21.0	
Totals		1	20:24	7-13	.538	3-7	.429	4-4	1.000	2	7	9	9.0	3	2	2	0	2	21	21.0	

SEASON HIGHS

Points	21 vs. North Dakota, 11/7/23
FGM	7 vs. North Dakota, 11/7/23
FGA	13 vs. North Dakota, 11/7/23
3-PT FGM	3 vs. North Dakota, 11/7/23
3-PT FGA	7 vs. North Dakota, 11/7/23
FTM	4 vs. North Dakota, 11/7/23
FTA	4 vs. North Dakota, 11/7/23
REB	9 vs. North Dakota, 11/7/23
AST	2 vs. North Dakota, 11/7/23
STL	2 vs. North Dakota, 11/7/23
BLK	--
MIN	20 vs. North Dakota, 11/7/23

CAREER HIGHS

Points	26 vs. Michigan, 1/12/23
FGM	9, 2X, last vs. Michigan, 1/12/23
FGA	17 vs. Michigan, 1/12/23
3-PT FGM	6 vs. Michigan State, 2/25/23
3-PT FGA	12 vs. Alabama State, 11/18/21
FTM	6 at Rutgers, 1/8/23
FTA	7 at Rutgers, 1/8/23
REB	9 vs. North Dakota, 11/7/23
AST	5 vs. Northwestern, 1/31/23
STL	2, 4X, last vs. North Dakota, 11/7/23
BLK	2 vs. Illinois, 2/4/23
MIN	35 vs. Eastern Illinois, 12/21/22

CAREER STATISTICS

YEAR	G/GS	FG-A	PCT	3-PT	PCT	FT-A	PCT	REB	AVG	PF-FO	AST	TO	BLK	STL	PTS	AVG
Fresh.	34/0	61-146	.418	34-93	.366	15-16	.938	65	1.9	29-0	22	16	4	5	171	5.0
Soph.	33/7	115-285	.404	59-172	.343	51-59	.864	134	4.1	62-0	48	22	7	19	340	10.3
Junior	1/1	7-13	.538	3-7	.429	4-4	1.000	9	9.0	3-0	2	2	0	2	21	21.0
TOTALS	68/8	183-444	.412	96-272	.353	70-79	.886	208	3.1	94-0	72	40	11	26	532	7.8



#24 **PRYCE SANDFORT**
F • 6-6 • 205 • Fr.
Waukee, Iowa
Waukee Northwest High School

Opponent	Date	GS	MIN	Total		3-Pointers		Free throws		Rebounds				PF		A	TO	BLK	STL	PTS	AVG
				FG-FGA	PCT	3FG-3FGA	PCT	FT-FTA	PCT	OFF	DEF	TOT	AVG								
North Dakota	11/07/2023		17:15	1-7	.143	1-3	.333	0-0	.000	0	3	3	3.0	2	0	0	1	0	3	3.0	
Totals		0	17:15	1-7	.143	1-3	.333	0-0	.000	0	3	3	3.0	2	0	0	1	0	3	3.0	

SEASON HIGHS

Points	3 vs. North Dakota, 11/7/23
FGM	1 vs. North Dakota, 11/7/23
FGA	7 vs. North Dakota, 11/7/23
3-PT FGM	1 vs. North Dakota, 11/7/23
3-PT FGA	3 vs. North Dakota, 11/7/23
FTM	--
FTA	--
REB	3 vs. North Dakota, 11/7/23
AST	--
STL	--
BLK	1 vs. North Dakota, 11/7/23
MIN	17 vs. North Dakota, 11/7/23

CAREER HIGHS

Points	3 vs. North Dakota, 11/7/23
FGM	1 vs. North Dakota, 11/7/23
FGA	7 vs. North Dakota, 11/7/23
3-PT FGM	1 vs. North Dakota, 11/7/23
3-PT FGA	3 vs. North Dakota, 11/7/23
FTM	--
FTA	--
REB	3 vs. North Dakota, 11/7/23
AST	--
STL	--
BLK	1 vs. North Dakota, 11/7/23
MIN	17 vs. North Dakota, 11/7/23

CAREER STATISTICS

YEAR	G/GS	FG-A	PCT	3-PT	PCT	FT-A	PCT	REB	AVG	PF-FO	AST	TO	BLK	STL	PTS	AVG
Fr.	1/0	1-7	.143	1-3	.333	0-0	.000	3	3.0	2-0	0	0	1	0	3	3.0

1

IOWA 110, NORTH DAKOTA 68

Nov. 7, 2023 | Iowa City, Iowa | Carver-Hawkeye Arena

Official Basketball Box Score - Final
North Dakota at Iowa
11/07/23 Carver-Hawkeye Arena, Iowa City, Iowa
2023-24 Men's BasketballGame Time: 7:01 PM
Game Duration: 1:45
Attendance: 7,653

Officials: Earl Watson, Mason Siler, Amy Bonner

North Dakota - 68

Record: 0-1

NO.	Name	Min	FG M-A	3P M-A	FT M-A	Rebounds OR DR TOT	Fouls PF FD	TP	AS	TO	ST	Blocks BS BA	+/-
5	Deng Mayar	F 23:28	2-6	0-1	2-3	2 5 7	2 4 4	6	0	4	0	1 1	-27
10	Tsoline Tsarisidze	F 26:43	2-4	0-2	5-6	4 2 6	3 3 3	9	1	3	1	1 0	-29
20	B.J. Omot	F 32:40	10-21	2-8	2-3	1 5 6	2 3 3	24	2	1	0	0 0	-26
2	Eli King	G 25:30	1-9	0-4	0-0	0 3 3	4 0 0	2	4	4	1	0 1	-23
52	Treyson Eaglestaff	G 20:52	3-7	1-3	0-0	1 1 2	2 1 1	7	0	2	1	1 0	-31
15	Brady Danielson	18:04	3-6	1-3	0-0	1 3 4	1 2 7	1	0	1	0	0 0	-8
1	Elijah Brooks	19:56	3-6	0-1	1-4	0 0 0	4 3 7	0	1	0	0	0 0	-21
3	Amar Kuljuhovic	17:56	3-5	0-1	0-1	1 6 7	1 1 1	6	0	2	0	0 0	-22
21	Mambourou Mara	12:54	0-3	0-2	0-0	1 1 2	0 1 0	1	1	1	1	0 0	-19
11	Daniel Hong	01:57	0-0	0-0	0-0	0 0 0	0 0 0	0	0	0	0	0 0	-4
Team						1 0 1	0	1					
Totals			27-67	4-25	10-17	12 26 38	19 18 68	9	19	5	3	2	-42

Technical Fouls: NONE

Shooting By Period			
1 st	FG%	14-33	42.4%
	3PT%	3-12	25.0%
	FT%	1-1	100%
2 nd	FG%	13-34	38.2%
	3PT%	1-13	7.7%
	FT%	9-16	56.3%
GM	FG%	27-67	40.3%
	3PT%	4-25	16.0%
	FT%	10-17	58.8%

Dead Ball Rebounds: 2, 0

Iowa - 110

Record: 1-0

NO.	Name	Min	FG M-A	3P M-A	FT M-A	Rebounds OR DR TOT	Fouls PF FD	TP	AS	TO	ST	Blocks BS BA	+/-
22	Patrick McCaffery	F 22:45	2-4	1-3	6-7	0 5 5	1 4 11	2	1	1	1	0 30	
23	Ben Krikke	F 23:02	8-13	1-1	1-1	4 2 6	2 3 18	1	0	1	0	1 34	
5	Dasonte Bowen	G 21:43	4-6	1-2	3-3	1 2 3	1 2 12	5	0	2	0	0 39	
11	Tony Perkins	G 24:56	3-11	1-2	3-4	0 6 6	1 4 10	2	0	2	0	2 33	
20	Payton Sandfort	G 20:24	7-13	3-7	4-4	2 7 9	3 3 3	21	2	2	0	0 27	
4	Josh Dix	21:09	2-3	0-0	0-0	0 2 2	2 0 4	1	0	1	0	0 8	
13	Ladi Dembele	15:18	3-5	2-3	0-0	0 1 1	1 1 8	0	0	1	0	0 8	
24	Pryce Sandfort	17:15	1-7	1-3	0-0	0 3 3	2 1 3	0	0	0	1	0 12	
2	Brock Harding	10:39	2-4	1-1	1-1	1 0 1	0 1 6	7	3	0	0	0 -1	
32	Owen Freeman	15:01	7-8	0-1	0-0	1 2 3	4 0 14	1	1	1	2	0 0 4	
1	Spencer Hutchison	01:57	0-0	0-0	0-0	0 1 1	0 0 0	1	0	0	0	0 4	
10	Jovone Cater	01:57	0-0	0-0	0-0	0 0 0	0 0 0	0	0	0	0	0 4	
14	Carter Kingsbury	01:57	1-1	1-1	0-0	0 2 2	0 0 3	0	0	0	0	0 4	
25	Luc Laketa	01:57	0-0	0-0	0-0	0 0 0	1 0 0	0	1	0	0	0 4	
Team						2 0 2	0	0					
Totals			40-75	12-24	18-20	11 33 44	18 19 110	23	7	12	2	3	42

Technical Fouls: NONE

Shooting By Period			
1 st	FG%	19-41	46.3%
	3PT%	8-16	50.0%
	FT%	10-12	83.3%
2 nd	FG%	21-34	61.8%
	3PT%	4-8	50.0%
	FT%	8-8	100%
GM	FG%	40-75	53.3%
	3PT%	12-24	50.0%
	FT%	18-20	90.0%

Dead Ball Rebounds: 0, 0

	UND	IOWA				
Biggest lead	0 (1 st 20:00)	44 (2 nd 1:17)				
Best Scoring Run	7 (2 nd 8:48)	11 (2 nd 12:22)				
Lead Changes						
Times Tied	0					
Time with Lead	00:00	39:12				
	UND	IOWA				
Turnovers	6	31				
Paint	44	50				
Second Chance	10	12				
Fast Breaks	3	27				
Bench	20	38				
Period by Period Scoring						
			1st	2nd	TOT	
	UND		32	36	68	
	IOWA		56	54	110	

3

IOWA at CREIGHTON

Nov. 14, 2023 | Omaha, Neb. | CHI Health Center

4

IOWA vs. ARKANSAS STATE

Nov. 23, 2023 | Iowa City, Iowa | Carver-Hawkeye Arena



2023-24 Iowa Men's Basketball Combined Team Statistics All games

Page 1/1
as of Nov 08, 2023

Game Records

Record	Overall	Home	Away	Neutral
ALL GAMES	1-0	1-0	0-0	0-0
CONFERENCE	0-0	0-0	0-0	0-0
NON-CONFERENCE	1-0	1-0	0-0	0-0

Score by Periods

Team	1st	2nd	OT	TOT
Iowa	56	54	0	110
Opponents	32	36	0	68

Team Box Score

No.	Player				Total		3-Point		F-Throw		Rebounds													
		GP-GS	MIN	AVG	FG-FGA	FG%	3FG-3FGA	3FG%	FT-FTA	FT%	OFF	DEF	TOT	AVG	PF	DQ	A	TO	BLK	STL	PTS	AVG		
20	SANDFORT, Payton	1-1	20:24	20.4	7-13	.538	3-7	.429	4-4	1.000	2	7	9	9.0	3	0	2	2	0	2	21	21.0		
23	KRIKKE, Ben	1-1	23:02	23.0	8-13	.615	1-1	1.000	1-1	1.000	4	2	6	6.0	2	0	1	0	0	1	18	18.0		
32	FREEMAN, Owen	1-0	15:01	15.0	7-8	.875	0-1	.000	0-0	.000	1	2	3	3.0	4	0	1	1	0	2	14	14.0		
5	BOWEN, Dasonte	1-1	21:43	21.7	4-6	.667	1-2	.500	3-3	1.000	1	2	3	3.0	1	0	5	0	0	2	12	12.0		
22	MCCAFFERY, Patrick	1-1	22:45	22.8	2-4	.500	1-3	.333	6-7	.857	0	5	5	5.0	1	0	2	1	1	1	11	11.0		
11	PERKINS, Tony	1-1	24:56	24.9	3-11	.273	1-2	.500	3-4	.750	0	6	6	6.0	1	0	2	0	0	2	10	10.0		
13	DEMBELE, Ladji	1-0	15:18	15.3	3-5	.600	2-3	.667	0-0	.000	0	1	1	1.0	1	0	0	0	0	1	8	8.0		
2	HARDING, Brock	1-0	10:39	10.7	2-4	.500	1-1	1.000	1-1	1.000	1	0	1	1.0	0	0	7	3	0	0	6	6.0		
4	DIX, Josh	1-0	21:09	21.2	2-3	.667	0-0	.000	0-0	.000	0	2	2	2.0	2	0	1	0	0	1	4	4.0		
24	SANDFORT, Pryce	1-0	17:15	17.3	1-7	.143	1-3	.333	0-0	.000	0	3	3	3.0	2	0	0	0	1	0	3	3.0		
14	KINGSBURY, Carter	1-0	01:57	2.0	1-1	1.000	1-1	1.000	0-0	.000	0	2	2	2.0	0	0	0	0	0	0	3	3.0		
25	LAKETA, Luc	1-0	01:57	2.0	0-0	.000	0-0	.000	0-0	.000	0	0	0	0.0	1	0	1	0	0	0	0	0.0		
10	CATER, Jovone	1-0	01:57	2.0	0-0	.000	0-0	.000	0-0	.000	0	0	0	0.0	0	0	0	0	0	0	0	0.0		
1	HUTCHISON, Spencer	1-0	01:57	2.0	0-0	.000	0-0	.000	0-0	.000	0	1	1	1.0	0	0	1	0	0	0	0	0.0		
Team											2		2											
Total		1	200		40-75	.533	12-24	.500	18-20	.900	11	33	44	44.0	18	0	23	7	2	12	110	110.0		
Opponents		1	200		27-67	.403	4-25	.160	10-17	.588	12	26	38	38.0	19	0	9	19	3	5	68	68.0		

Team Statistics

	IOWA	OPP
Scoring		
Points per game	110.0	68.0
Scoring margin	+42.0	-
Field goals-att		
Field goal pct	.533	.403
3 point fg-att		
3-point FG pct	.500	.160
3-pt FG made per game	12.0	4.0
Free throws-att		
Free throw pct	.900	.588
F-Throws made per game	18.0	10.0
Rebounds		
Rebounds per game	44.0	38.0
Rebounding margin	+6.0	-
Assists		
Assists per game	23.0	9.0
Turnovers		
Turnovers per game	7.0	19.0
Turnover margin	+12.0	-
Assist/turnover ratio	3.3	0.5
Steals		
Steals per game	12.0	5.0
Blocks		
Blocks per game	2.0	3.0
Winning streak		
Home win streak	1	-
Attendance		
Home games-Avg/Game	1-7653	0-0
Neutral site-Avg/Game	-	0-0

Team Results

Date	Opponent		Score	Att.
11/07/2023	North Dakota	W	110-68	7653