



2023-24 MEDIA GUIDE

IOWA





2023-24 MEDIA GUIDE





2023-24 SCHEDULE

Date	Opponent	Time (TV)
Oct. 15	DePaul (Crossover @ Kinnick)	2 p.m. (BTN)
Oct. 22	Clarke University (Exh.)	2 p.m. (B1G+)
Nov. 6	Fairleigh Dickinson	6:30 p.m. (B1G+)
Nov. 9	vs. Virginia Tech (Ally Tipoff)	7 p.m. (ESPN2)
Nov. 12	at Northern Iowa	2 p.m. (ESPN+)
Nov. 16	Kansas State	7:30 p.m. (FS1)
Nov. 19	Drake	4 p.m. (FS1)
Nov. 24	vs. Purdue-Fort Wayne (Gulf Coast Showcase)	6:30 p.m. (Flo)
Nov. 25	vs. TBD (Gulf Coast Showcase)	TBD (Flo)
Nov. 26	vs. TBD (Gulf Coast Showcase)	TBD (Flo)
Dec. 2	Bowling Green	12:30 p.m. (FS1)
Dec. 6	at Iowa State (Iowa Corn Cy-Hawk Series)	6 p.m. (ESPN2)
Dec. 10	at Wisconsin	1:30 p.m. (BTN)
Dec. 16	vs. Cleveland State (Wells Fargo Arena)	6 p.m. (BTN)
Dec. 21	Loyola-Chicago	TBD (B1G+)
Dec. 30	Minnesota	1 p.m. (BTN)
Jan. 2	Michigan State	8 p.m. (PEAK)
Jan. 5	at Rutgers	5 p.m. (BTN)
Jan. 10	at Purdue	7 p.m. (PEAK)
Jan. 13	Indiana	7 p.m. (FOX)
Jan. 16	Wisconsin	8 p.m. (PEAK)
Jan. 21	at Ohio State	11 a.m. (NBC)
Jan. 27	Nebraska	1 p.m. (BTN)
Jan. 31	at Northwestern	7 p.m. (PEAK)
Feb. 3	at Maryland	4:30/7 p.m. (FOX)
Feb. 8	Penn State	8 p.m. (BTN)
Feb. 11	at Nebraska	Noon (FS1)
Feb. 15	Michigan	7 p.m. (PEAK)
Feb. 22	at Indiana	7 p.m. (PEAK)
Feb. 25	Illinois	Noon (FS1)
Feb. 28	at Minnesota	8 p.m. (PEAK)
Mar. 3	Ohio State	Noon (FOX)

Big Ten Tournament (Minneapolis -- Target Center)

March 6	First Round	TBD
March 7	Second Round	TBD
March 8	Quarterfinals	TBD
March 9	Semifinals	TBD
March 10	Championship	TBD

Women's NCAA Tournament (Cleveland -- Final Four)

March 22-23	First Round	TBD
March 24-25	Second Round	TBD
March 29-30	Sweet Sixteen	TBD
March 31-April 1	Elite Eight	TBD
April 5	National Semifinals	TBD
April 7	National Championship	TBD

University of Iowa Nondiscrimination Statement

The University of Iowa prohibits discrimination in employment, educational programs, and activities on the basis of race, creed, color, religion, national origin, age, sex, pregnancy (including childbirth and related conditions), disability, genetic information, status as a U.S. veteran, service in the U.S. military, sexual orientation, gender identity, or associational preferences. The university also affirms its commitment to providing equal opportunities and equal access to university facilities. For additional information on nondiscrimination policies, contact the Director, Office of Institutional Equity, the University of Iowa, 202 Jessup Hall, Iowa City, IA 52242-1316, 319-335-0705, oi-e-ui@uiowa.edu.

TABLE OF CONTENTS

2023-24 Season Preview	2
2023-24 Roster	3
2023-24 at a Glance	4
Crossover at Kinnick	5
UI President Barbara Wilson	6
UI Director of Athletics Beth Goetz	7
Head Coach Lisa Bluder	8-11
Associate Head Coach Jan Jensen	12-13
Assistant Coach Raina Harmon	14
Assistant Coach Abby Stamp	15
Dir. of Player Development Tania Davis/Dir. of Ops. Hannah Bluder	16
Special Assistant to the Head Coach Jenni Fitzgerald	17
Video Coordinator & Director of Analytics Ben Lober/Support Staff	18
Meet the Hawkeyes	19-32
2022-23 Results/Statistics	33-34
NCAA Tournament History	35
Big Ten Championship Teams	36
Individual Awards and Honors	37-39
Consensus All-Americans	40-41
1,000-Point Club	42
Hawkeyes in the WNBA	43-44
Series Records vs. Opponents	45-60
Carver-Hawkeye Arena Records	61-62
Individual Records	63-64
Single-Season Scoring Leaders	65-66
Team Records	67-68
Quarter Records	69-70
Class Records	71-74
Career Leaders	75-76
Individual/Team Top 10	77-78
Incidental Stats and Overtime Results	79-80
Postseason Records	81
Iowa Coaching Records	82
All-Time Results	83-94
Year-by-Year Individual Leaders	96-97
Year-by-Year Team Statistics	99-100
All-Time Letterwinners	101-102
All-Time Jersey Numbers	103-104
Hawkeye Challenge Results	105
2023-24 Big Ten Composite Schedule	106
Hawkeye Visions	107
Athletic Communications	108
Radio/TV Roster	109

Iowa Athletic Communications

S300 Carver-Hawkeye Arena

One Elliott Drive

Iowa City, IA 52242

Office Telephone: 319-335-9411

FAX Number: 319-335-9417

Bailey Turner, Assistant Director, Women's Basketball Contact

bailey-turner@uiowa.edu | 515-230-7451

CREDITS

Publisher: The University of Iowa Athletics Department

Front Cover: Lisa Bluder and Caitlin Clark

Back Cover: Kate Martin and Gabbie Marshall

Editor: Bailey Turner, Sydney Weber, Abby Wisecup

Design: Matt Ellison, Mindy Gardner, Carter Westlake

Photographers: Brian Ray; Stephen Mally

Printer: University of Iowa Printing

To Order: Iowa Basketball Media Guides are available at the Hawkeye Fan Shop.

For more information call the Hawkeye Fan Shop (844) 813-6770.



IOWA WOMEN'S BASKETBALL

2023-24 SEASON PREVIEW

2022-23 Final Notes

- Iowa posted a 31-7 overall record and finished Big Ten play 15-3 to be second in the Big Ten Regular Season title race - Indiana won the regular-season title. The Hawkeyes followed up the regular season with the Big Ten Tournament title with a win over Ohio State in the championship game – the first time in program history that the Hawkeyes won the tournament championship in back-to-back years. The Hawkeyes' have tallied 15 Big Ten Championships (10 regular, five tournament) in program history, and the third tournament title in five years (2019, 2022, 2023).

- Iowa netted a program best 31 victories in a single season.

- The Hawkeyes led the country in field-goal percentage (51.1), scoring offense (87.3), and assists per game (20.9). They ranked in the top-10 in three additional categories, fourth in assist to turnover ratio (1.46), seventh in 3-point field goal percentage (38.0), and seventh 3-pointers per game (9.2).

- In the Big Ten the Hawkeyes led the conference in eight statistical categories; assist to tournament ratio, assists per game, field goal percentage, free throws made per game, defensive rebounds per game, points per game, 3-point field goal percentage, and 3-point field goals made per game.

- Clark was named the 2023 Naismith and Wade Trophy winner along with the Associated Press and USBWA Ann Drysdale Player of the Year honors. The guard is also a two-time winner of the Nancy Lieberman Point Guard Award and is the first-ever three-time winner of the Dawn Staley Award. She is a 2022-23 first team AP All-American, USBWA All-American, WBCA All-American and All-Region honoree and first team CoSIDA Academic All-American. She was also named the Honda Sport Award winner for women's basketball.

- Iowa has made 15 consecutive postseason appearances (13 NCAA, 2 WNIT) when a postseason tournament was held. The 2020 postseason was canceled due to the COVID-19 pandemic.

- The Hawkeyes have made postseason tournament appearances in 21 of head coach Lisa Bluder's 23 seasons at Iowa, receiving 17 NCAA Tournament and four WNIT (2003, 2005, 2016, 2017) bids, including four Sweet 16s, two Elite Eights, a Final Four, and a National Championship appearance – most recently in 2023.

- Coach Bluder registered her 850th win this season and became the Big Ten all-time leader in regular season conference wins. She completed her 39th season as a head coach and 23rd at Iowa. Bluder owns a 494-249 (.665) record and a 248-142 (.635) conference mark at Iowa. In her 39 seasons as a head coach, Bluder is 850-391 (.685).

- Last season, the Hawkeyes won 15 Big Ten regular season games for the first time in the Bluder era. Under her direction, the Hawkeyes have won 14 or more Big Ten regular season games in four out of the last six Big Ten seasons. Furthermore, the Hawkeyes have had five out of the last six Big Ten Players of the Year under Bluder.

- During the NCAA Tournament, Clark posted the first 40-point triple-double in NCAA Tournament history (men's or women's) and broke the NCAA single-tournament records for most 3-point FG made (24) and most points scored (191). This season, she is

the only player in the nation with 1,000 points, 240 rebounds, 310 assists and 45 steals.

- Caitlin Clark's 11 career triple-doubles surpassed former Hawkeye Sam Logic's Big Ten record (2011-15) for most in their career and ties fifth most single season (5) and career (11) triple-doubles in NCAA Division I history in women's basketball. Her 11-career triple-doubles are the most in Big Ten men's or women's basketball history.

- Overall, Clark became the first player in Division I women's basketball history to record more than 1,000 points and 300 assists in the same season and was fastest Division I player (men's or women's) to reach 1,500 career points over the last 20 seasons. Off the court, she is a two-time First Team Academic All-American and was named the 2023 CSC Academic All-America of the Year.

- Since 2008, Bluder's teams own a record of 230-42, inside Carver-Hawkeye Arena. The 42 losses is the second fewest of any team in the Big Ten conference.

- McKenna Warnock finished her Hawkeye career with 1,277 points and shot better than 38% from 3-point range in all of her seasons as a Hawkeye.

- Clark, Czinano, Marshall, Martin, and Warnock had made 92 starts together, the most out of any DI women's basketball team in the 20 seasons.

- Czinano finished her Hawkeye career with 2,413 points and 787 rebounds in 162 games played. She shot 67% in five seasons of action and played in 162 games. After the season, Czinano was drafted by the LA Sparks.

- Iowa went on the most impressive NCAA Tournament run in school history advancing to its first NCAA Championship appearance and first Final Four since 1993. The Hawkeyes earned its third two-seed bid since 2019 and the fifth in program history.

- Iowa went on to knock off Southeastern Louisiana, Georgia, Colorado, Louisville, and South Carolina to play for it all. Along the way, Iowa broke the Big Ten single season record for attendance due to selling out its First and Second Round games in Iowa City.

- Clark was named Big Ten Player of the Year and earned unanimous first team All-Big Ten honors (coaches and media). Czinano earned first team all-Big Ten honors (coaches and media) – her fourth Big Ten postseason honors – and junior McKenna Warnock earned honorable mention All-Big Ten honors by the coaches.

- Monika Czinano earned AP All-America Honorable Mention. She was third in the nation in field-goal percentage (.674) and ranked seventh in field goals made (271), 21st in total points (650) and 74th in points per game (17.1).



Numerical

No.	Name	Pos.	Ht.	Yr.	Hometown	Last School
1	Molly Davis	G	5-7	Fifth	Midland, Mich.	H.H. Dow/Central Michigan
2	Taylor McCabe	G	5-9	So.	Fremont, Neb.	Fremont
3	Sydney Affolter	G	5-11	Jr.	Chicago, Ill.	Marist
4	Kylie Feuerbach	G	6-0	RS-Jr.	Sycamore, Ill.	Sycamore/Iowa State
13	Kennise Johnson	G	5-4	Fr.	Joliet, Ill.	Example Academy
20	Kate Martin	G	6-0	Gr.	Edwardsville, Ill.	Edwardsville
22	Caitlin Clark	G	6-0	Sr.	West Des Moines, Iowa	Dowling
23	Jada Gyamfi	F	6-1	So.	Johnston, Iowa	Johnston
24	Gabbie Marshall	G	5-9	Fifth	Cincinnati, Ohio	Mount Notre Dame
34	AJ Ediger	F	6-2	Jr.	Hudsonville, Mich.	Hamilton
35	Ava Jones	F	6-2	Fr.	Nickerson, Kan.	Nickerson
40	Sharon Goodman	C	6-3	RS-Jr.	Lime Springs, Iowa	Crestwood
44	Addison O'Grady	F/C	6-4	Jr.	Aurora, Colo.	Grandview
45	Hannah Stuelke	F	6-2	So.	Cedar Rapids, Iowa	Washington

STAFF

Head Coach: Lisa Bluder (24th year -- Northern Iowa, 1983)

Associate Head Coach: Jan Jensen (24th year -- Drake, 1991)

Assistant Coach: Raina Harmon (7th year -- Central Michigan, 2004)

Assistant Coach: Abby (Emmert) Stamp (15th year -- Iowa, 2008)

Director of Player Development: Tania Davis (1st Year -- Iowa, 2019)

Special Assistant to the Head Coach: Jenni Fitzgerald (24th year -- Drake, 1990)

Director of Basketball Operations: Hannah Bluder (4th year - Iowa, 2020)

Video Coordinator & Director of Analytics: Ben Lober (2nd year -- Michigan State, 2020)

Alphabetical

No.	Name	Pos.	Ht.	Yr.	Hometown	Last School
3	Sydney Affolter	G	5-11	Jr.	Chicago, Ill.	Marist
22	Caitlin Clark	G	6-0	Sr.	West Des Moines, Iowa	Dowling
1	Davis, Molly	G	5-7	Fifth	Midland, Mich.	H.H. Dow/Central Michigan
23	Ediger, AJ	F	6-2	Jr.	Hudsonville, Mich.	Hamilton
4	Feuerbach, Kylie	G	6-0	RS-Jr.	Sycamore, Ill.	Sycamore
40	Goodman, Sharon	C	6-3	RS-Jr.	Lime Springs, Iowa	Crestwood
23	Gyamfi, Jada	F	6-1	So.	Johnston, Iowa	Johnston
13	Johnson, Kennise	G	5-4	Fr.	Joliet, Ill.	Example Academy
35	Ava Jones	F	6-2	Fr.	Nickerson, Kan.	Nickerson
24	Marshall, Gabbie	G	5-9	Fifth	Cincinnati, Ohio	Mount Notre Dame
20	Martin, Kate	G	6-0	Gr.	Edwardsville, Ill.	Edwardsville
2	McCabe, Taylor	G	5-9	So.	Fremont, Neb.	Fremont
44	O'Grady, Addison	F/C	6-4	Jr.	Aurora, Colo.	Grandview
45	Stuelke, Hannah	F	6-2	So.	Cedar Rapids, Iowa	Washington

PRONUNCIATION GUIDE

AUDIO PRONUNCIATIONS: <https://hawkeyesports.com/sports/wbball/roster/> (click on the ear icon next to name)

Lisa Bluder	BLUE-dir	Kylie Feuerbach	Fyeer-bawk	Hannah Stuelke	Stul-key
Sydney Affolter	UH-fall-ter	Jada Gyamfi	Jim-fee		
AJ Ediger	Ed-i-ger				
Kylie Feuerbach	Fyeer-bawk				
Jada Gyamfi	Jim-fee				



IOWA WOMEN'S BASKETBALL

HAWKEYES AT A GLANCE

2022-23 Record: 31-7

Big Ten Conference Record: 15-3/T-2nd

2022-23 Postseason: 8-1 (BIG Tournament Champs/NCAA Runner Up)

2022-23 Final Ranking (AP/USA Today): 3/2

Starters Returning/Lost: 3/2

Letterwinners Returning/Lost: 12/3

Head Coach: Lisa Bluder, 24th year at Iowa

Alma Mater/Year: Northern Iowa, 1983

Career Record/Years: 850-391 (.685)/39 years

Bluder at Iowa/Years: 494-249 (.664)/23 years

Big Ten Record: 247-142 (.635)

Associate Head Coach:

Jan Jensen, 24th year at Iowa (Drake, 1991)

Assistant Coaches:

Raina Harmon, Seventh year at Iowa (Central Michigan, 2004)

Abby (Emmert) Stamp, 15th year at Iowa (Iowa, 2008)

Director of Player Development:

Tania Davis, First year at Iowa (Iowa, 2019)

Director of Basketball Operations:

Hannah Bluder, Fourth year at Iowa (Iowa, 2020)

Video Coordinator & Director of Analytics:

Ben Lober, Second year at Iowa (Michigan State, 2020)

Special Assistant to the Head Coach:

Jenni Fitzgerald, 24th year at Iowa (Drake, 1992)

Athletic Trainer:

Andrea Chilcote, Second year at Iowa (Grand Valley State, 2012)

Basketball Secretary: Brenda Kral

Basketball Office

N211 Carver-Hawkeye Arena

Iowa City, IA 52242

Telephone: 319-335-9258

Letterwinners Returning (12):

*Kate Martin, Gr., G, 6-0 (7.7 ppg, 4.2 rpg, 3.5 apg)

*Gabbie Marshall, 5th, G, 5-9 (6.2 ppg, 1.6 rpg, 1.6 spg)

*Caitlin Clark, Sr., G, 6-0 (27.8 ppg, 8.6 apg, 7.1 rpg)

Hannah Stuelke, Fr., F, 6-2 (6.5 ppg, 3.9 rpg)

Molly Davis, 5th, G, 5-7 (3.8 ppg, 1.3 rpg)

Taylor McCabe, So., G, 5-9 (3.4 ppg, 0.6 rpg)

Addison O'Grady, So., F/C, 6-4 (2.0 ppg, 1.4 rpg)

Kylie Feuerbach, RS-Jr., G, 6-0 (did not play in 2022-23 due to injury)

Sydney Affolter, Jr., G, 5-11 (2.9 ppg, 2.3 rpg)

AJ Ediger, Jr., F, 6-2 (1.7 ppg, 1.1 rpg)

Jada Gyamfi, So., F, 6-1, (0.8 ppg, 1.0 rpg)

Sharon Goodman, RS-So., C, 6-3 (1.7 ppg, 0.6 rpg)

Newcomers (2):

Kennise Johnson, Fr., G, 5-4, Joliet, Ill. (Example Academy)

Ava Jones, Fr., F, 6-2, Nickerson, Kan. (Nickerson)

Letterwinners Lost (3):

Monika Czinano, 5th, F, 6-3 (17.1 ppg, 6.5 rpg)*

McKenna Warnock, Sr., F, 6-1 (10.9 ppg, 5.9 rpg)*

Shateah Wetering, RS-So., 6-0 (1.3 ppg, 0.8 rpg)

*Denotes starters

Personnel Breakdown

By Class:

Seniors (5): Clark, Davis, Marshall, Martin

Juniors (5): Affolter, Ediger, Goodman, Feuerbach, O'Grady, Wetering

Sophomores (3): Gyamfi, McCabe, Stuelke

Freshman (2): Johnson, Jones

By Height:

5-4: Johnson

5-7: Davis

5-9: Marshall, McCabe

5-11: Affolter

6-0: Martin, Clark, Feuerbach

6-1: Gyamfi

6-2: Ediger, Jones, Stuelke

6-3: Goodman

6-4: O'Grady





UI PRESIDENT

Barbara J. Wilson

President
University of Iowa

Dr. Barbara J. Wilson is the 22nd president of the University of Iowa. Her leadership priorities are focused on people, and in her first year, the university finalized a new five-year strategic plan, launched transformative faculty recruitment and retention programs, and, through the recently inaugurated First Gen Hawks program, saw increased retention rates among students who are first-in-family to attend college.



President Wilson and her development team have raised over \$400 million to support the university, including the largest gift since the institution's founding in 1847.

President Wilson earned a bachelor's degree in journalism and master's and PhD degrees in communication arts from the University of Wisconsin-Madison. She came to Iowa having served as the executive vice president/vice president for academic affairs of the University of Illinois System. Prior to that, she served in several administrative positions, including interim chancellor, at the University of Illinois Urbana-Champaign, where she was a member of the communication faculty for 21 years. She was also a professor of communication at the University of California, Santa Barbara, and the University of Louisville. President Wilson's research focuses on the social and psychological effects of the media, particularly on youth.

President Wilson's spouse, John Lammers, is a retired professor of communication. They have two grown daughters.





UI DIRECTOR OF ATHLETICS CHAIR

Beth Goetz

Henry B. and Patricia B. Tippie
Interim Director of Athletics Chair

Beth Goetz was named interim Henry B. and Patricia B. Tippie Director of Athletics Chair at the University of Iowa June 1, 2023. Goetz joined the Iowa athletics staff as Deputy Director of Athletics and Chief Operating Officer (COO) on Sept. 7, 2022.



Goetz joined the Iowa athletics staff from Ball State University, where she had served as Director of Athletics since May, 2018. At Ball State, she directly supervised 19 Division I Intercollegiate sports teams, all head coaches, and the senior athletics department professional staff. Goetz previously served as Minnesota's Deputy Athletics Director from 2013-15 and interim Athletics Director during the 2015-16 season.

Ball State won 10 Mid-American Conference championships during the time Goetz served as athletics director, including seven during the 2021-22 athletics campaign, the most since 1999-2000. Goetz

also guided Ball State to strong marks in the Reese and Jacoby Trophy standings, which honors the top men's and women's athletics programs in the MAC, respectively. The Cardinals placed third in the

Reese Trophy standings in 2021-22, their best finish since taking second in 2013. In addition, Ball State reached heights never achieved in the classroom, including back-to-back years with a 90 percent Graduation Success Rate (GSR) and the highest department GPAs on record.

Among the first projects Goetz tackled at Ball State was the creation of a five-year strategic plan titled, Onward, which was created prior to 2019. During her tenure Goetz also hired eight head coaches,

launched the NIL initiative Ball You and as a member of the President's Cabinet served on several key campus committees. Goetz' fundraising acumen was on full display while at Ball State, producing increases in sport specific giving and the completion of numerous capital projects including the university's \$15 million Scheumann Family Indoor Practice Facility. Revenue generation strategies were

highlighted by an increase in ticket sales across all sports and a revamped concessions agreement.

In addition to her previous role as an administrator, Goetz has been selected for national leadership duties. Goetz was named to the NCAA Competition Oversight Committee in 2018 and served as vice

chair of the NCAA Division I Women's Basketball Committee in 2021.

She was named by Women Leaders in College Sports as the 2022 NCAA Division I FBS Nike Executive of the Year and was recognized by the Indianapolis Business Journal (IBJ) as one of the publications 2021

Women of Influence.

Prior to arriving at Ball State, Goetz was the chief operating officer/senior woman administrator at the University of Connecticut from 2016-18. She served as Minnesota's Deputy Athletics Director from

2013-15 and the interim athletics director during the 2015-16 year. She was the associate athletics director at Butler University from 2008-13 following a 13-year stint at the University of Missouri-St.

Louis, where she was an assistant women's soccer coach (1996), head women's soccer coach (1997-2008) and assistant athletics director/senior woman administrator (2001-08). Goetz was inducted into the UMSL Sports Hall of Fame in 2014.

During her college career Goetz was an accomplished Division I student-athlete, playing soccer at Clemson University. She earned All-America recognition at Brevard College (N.C.), where she was inducted into the college's Hall of Fame in 2017. Goetz earned an associate of arts degree from Brevard in 1994 and a Bachelor of Arts degree from Clemson in 1996. She earned her master's degree from the University of Missouri-St. Louis in 2000.





P. SUE BECKWITH, MD, HEAD COACH

LISA BLUDER

Quick Facts

Hometown: Marion, Iowa

High School: Linn-Mar

Alma Mater: University of Northern Iowa (1983)

Degree: Marketing

Years Coaching: 39 career, 23 at Iowa

Coaching Experience: St. Ambrose, Drake, Iowa

Husband: David Bluder

Children: 3, Hannah, Emma, David

Lisa Bluder is in her 24th year as the P. Sue Beckwith, MD, Head Women's Basketball Coach. The position was endowed in 2021 by P. Sue Beckwith, MD, one of UI athletics' most generous supporters. Sue Beckwith was a four-year letter winner with Iowa Women's Basketball (1976-1980) and has earned three UI degrees; 1980 BS, 1984 MD, and 2015 MBA.

As the all-time winningest coach in program history, the Hawkeyes have advanced to 21 postseason appearances (17 NCAA and four WNIT) in 23 seasons, including NCAA Tournament berths in 13 of the last 15 seasons. Iowa advanced to the postseason in 15 consecutive seasons (13 NCAA and two WNIT) when a postseason tournament was held. The 2020 pandemic cut the 2019-20 season short, resulting in the sole missed tournament season.

Milestone Hawkeye Victories

Win #	Date	Opponent	Score
1	11/17/00	Marquette	70-57
50	1/30/03	Indiana	78-62
100	12/2/05	Vermont	79-57
150	11/22/08	Boston	83-58
200	12/20/10	Drake	75-71
250	3/7/13	Northwestern	60-55
300	2/26/15	Wisconsin	78-74
400	11/27/19	Cincinnati	69-61

Milestone Career Victories

Win #	Date	Opponent	Score
100	1988	Midland Lutheran	67-65*
200	1/7/93	Illinois State	67-62*
300	1/22/98	Evansville	90-71#
400	12/4/03	Iowa State	64-39^
500	2/10/08	Penn State	73-65^
600	1/20/13	Purdue	62-46^
700	11/10/17	Quinnipiac	83-67^
800	12/5/22	Michigan State	88-61^

Career Coaching Record: 850-391 (.685)

Record at St. Ambrose: 169-36 (.824)

Record at Drake: 187-106 (.638)

Conference record at Drake: 116-60 (.659)

Record at Iowa: 463-242 (.657)

Conference record at Iowa: 247-142 (.635)



THE BLUDER FILE

- 850-391 (.685) overall record
- 494-249 (.664) record at Iowa
- Surpassed Hall of Famer C. Vivian Stringer (269 wins) as Iowa's all-time winningest coach in program history on Feb. 10, 2014 (Northwestern, 90-84) and passed Stringer for most wins over a Big Ten opponent (247).
- NCAA Division I women's basketball's 14th winningest coach (850 wins)
- Dean of the Big Ten Coaches
- 2019 Naismith Coach of the Year
- Coached the 2018-19 Hawkeyes to their first Big Ten Tournament Title since 2001 and the 2021-22 Hawkeyes to Iowa's first ever Big Ten regular-season title and Big Ten Tournament Championship in the same year
- Coached the 2022-23 Hawkeyes to their first National Championship appearance in program history and first Final Four since 1993
- Led Iowa to 16, 20-win seasons in her 23 years, including 14 of the last 16 years
- Took Iowa to its first Sweet Sixteen since 1996 in 2015, returning again in 2021, and its first Elite Eight since 1993 in 2019
- 2015 Carol Eckman Award winner
- Three-time Big Ten Coach of the Year (2001, 2008, 2010)
- Three-time WBCA Regional Coach of the Year (2001, 2008, 2018, 2019)
- Posted a winning record in 22 of her 23 years at Iowa, including 17 upper-division finishes in the Big Ten Conference
- Named to the Division I Midwest Representative of the WBCA Board of Directors in 2003
- Has served on the WBCA Kodak All-American selection committee for four terms and the Midwest Regional Advisory Committee for the NCAA Division I Women's Basketball Championships
- 2012 Quad City Times Hall of Fame inductee and 2016 Des Moines Register Hall of Fame inductee

850 CLUB

- 1-of-4 active Division I head coaches to win 850+ games
- 1-of-14 women's coaches to win 850+ contests
- 1-of-24 coaches (men or women) to win 850+ games

STUDENT-ATHLETE AWARDS

- Mentored 26 student-athletes to 65 All-Big Ten honors, including 25 first team picks, 19 second, 11 third, and 10 honorable mention selections
- Has had three Big Ten Players of the Year (Megan Gustafson, 2018, 2019, Kathleen Doyle 2020 and Caitlin Clark 2022, 2023), three Big Ten Freshman of the Year award winners (Megan Skouby, 2006, Jaime Printy, 2010, and Caitlin Clark, 2021), three Big Ten Sixth Player of the Year recipients, 12 members of the Big Ten All-Freshman team, and three players named to the Big Ten All-Defensive team, with Kachine Alexander earning the honor twice.
- Guided 10 players to a total of 15 WBCA All-Region Team accolades
- Led 10 players to a total of 15 All-America honors (including HM honors)

BIG TEN CHAMPIONSHIPS

- Bluder coached the 2022-23 Hawkeyes to her fourth Big Ten Tournament title with wins over Purdue, Maryland, and Ohio State. Iowa offense exploded for 105 points which is the most in Big Ten Tournament title history.
- In 2021-22, Hawkeyes to Iowa's first Big Ten regular-season title and Big Ten Tournament Championship in the same season.
- She led the 2018-19 team to its first Big Ten Tournament title since her first season (2001) with wins over Indiana, Rutgers, and No. 8 Maryland. The Hawkeyes finished second in the Big Ten regular season.
- In 2008, Iowa won a share of the Big Ten regular season championship, it's ninth in school history. The Hawkeyes won a Big Ten-season-best, eight-straight games during league play.
- In Bluder's first year at Iowa, the 2000-01 Hawkeyes finished second in the Big Ten. The Hawkeyes knocked off Indiana, Illinois, and Purdue to win the first Big

Ten Tournament crown under Bluder.

IN THE CLASSROOM

- Student-athletes have been named Academic All-Big Ten 136 times, including a program-best 11 honorees in 2023.
- Caitlin Clark was named the CSC Academic All-American of the Year in 2023.
- Ally Disterhoft (2013-17) was named the CoSIDA Academic All-American of the Year in consecutive seasons (2016 and 2017).
- Disterhoft was the fifth scholar-athlete to win the prestigious award in back-to-back years since its inception in 1987-88 and the second Big Ten athlete to accomplish the feat.
- Disterhoft became Iowa's first three-time Academic All-American (2015-3rd team, 2016-1st team, 2017-1st team).
- Lindsey Meder was the first two-time Academic All-American (2001 and 2002)
- Caitlin Clark earned Academic All-America honors in 2022
- Samantha Logic earned Academic All-American distinction in 2015
- In 2015, Iowa was the only DI women's basketball team to have two student-athletes honored (Disterhoft, Logic)

THE RISE OF CAITLIN CLARK

- In her junior season, Clark was crowned as a consensus National Player of the Year along with unanimous first team All-Big Ten honors, Big Ten Tournament MVP, and Big Ten All-Tournament Team honors
- Clark was named the Nancy Lieberman Point Guard of the Year and was the Dawn Staley Guard of the Year Award recipient - the first student-athlete to win the Dawn Staley Award in three consecutive seasons
- She also earned Wooden Award All-America, first team AP All-America, USBWA All-America, WBCA All-America and All-Region accolades
- Clark helped lead the Hawkeyes to their first National Championship appearance in program history with a 40-point triple-double over No. 1 South Carolina
- Clark ended her junior season as the first player in Division I women's basketball history to record more than 1,000 points and 300 assists in the same season.
- She broke the single season Big Ten record for most points and assists in the same season and recorded five triple-doubles.
- As a sophomore Clark was named Big Ten Player of the Year and earned unanimous first team All-Big Ten honors and added BTT MVP and Big Ten All-Tournament Team honors
- Clark was named the Nancy Lieberman Point Guard of the Year and was the Dawn Staley Guard of the Year Award recipient - the first student-athlete to win the Dawn Staley Award in consecutive seasons as well as a finalist for the Naismith Award, WBCA Wade Trophy, John R. Wooden Award and Honda Sport Award
- Earned Wooden Award All-America, first team AP All-America, USBWA All-America, WBCA All-America and All-Region, first team CoSIDA Academic All-America
- Finished sophomore season leading the country in assists per game (8.0), points per game (27.0), final points (863), free throws made (200), triple-doubles (5) and 30-point games (11) and ranked second in total assists (257), third in field goals made (286), fourth in free-throw attempts (227).
- Clark's freshman season was capped off with being named WBCA Co-Freshman of the Year (March 30), The Athletic's Co-Freshman of the Year (March 25), a Dawn Staley Award Finalists (March 7), to The Athletic All-America Team (March 25), and to the WBCA All-Region Team (March 24). She earned USBWA Tamika Catchings National Freshman of the Week (Jan. 5, Feb. 17, Feb. 23, and March 2), NCAA Starting Five (Dec. 9, Dec. 30, Feb. 17, March 3), and ESPN National Player of the Week (Dec. 14) honors - the first Big Ten freshman to earn the award.
- During her freshman campaign, Clark averaged 26.6 points, 7.1 assists, and 5.9 rebounds per game in 30 games, setting the Iowa freshman record with 26.6 points per game (men's or women's), recording the fourth-highest points per game in single-season in Iowa history (men's or women's), and was the 2020-21 NCAA Division I scoring leader (men's or women's).



IOWA WOMEN'S BASKETBALL

HEAD COACH LISA BLUDER

THE RISE OF MEGAN GUSTAFSON

- First Consensus National Player of the Year in conference history, winning ES-PNW National Player of the Year, AP Player of the Year, Naismith Trophy, and USBWA Player of the Year (Ann Meyers Drysdale Trophy).
- 2019 Big Ten Athlete of the Year and Big Ten Women's Basketball Player of the Year
- Honda Sport Award Winner for Women's Basketball
- Top-3 Finalist for the Honda Cup
- Lisa Leslie Award Winner and Senior CLASS Award Winner
- Consensus First Team All-American
- Wade Trophy Finalist, John R. Wooden Award Finalist, Naismith Defensive Player of the Year Semifinalist
- Unanimous First Team All-Big Ten Selection (Coaches & Media) as a senior (three-time All-Big Ten honoree; 2018, 2019)
- Big Ten Tournament Most Outstanding Player
- Big Ten's all-time leading rebounder
- Iowa's all-time leading scorer and rebounder
- 23 career Big Ten Player of the Week Awards – a Big Ten record
- 13-time Big Ten POW during the 2018-19 season – a Big Ten record
- Led the nation in five categories, including points per game (27.8), field goal percentage (69.6), total points (1,001), field goals made (412), and double-doubles (33). Ranked second in defensive rebounds per game (11), and third in rebounds per game (13.4) and total rebounds (481).
- Became the fourth NCAA women's basketball student-athlete and first ever post player to score 1,000 or more points in a single season
- Owns 16 Iowa records (including class records)
- Academic All-Big Ten
- NCAA Records
 - 33 double-doubles in a single-season (ties record)
 - Ranks fourth in career double-doubles (88)
 - Ranks fifth in NCAA History in field goal percentage (.656)
 - Ranks 14th all-time in rebounds (1,460)
- Big Ten Records
 - Single Season
 - Rebounds (481)
 - Field goal percentage (.696)
 - Field goals made (412)
 - Double-doubles (33)
 - Career
 - Rebounds (1,460)
 - Field goal percentage (.656)
 - Double-doubles (88)
- Iowa Records
 - Single Season
 - Rebounds (481)
 - Double-doubles (33)
 - Field goals made (412)
 - Field goals attempted (592)
 - Field goal percentage (.696)
 - Career
 - Points (2,804)
 - Rebounds (1,460)
 - Double-doubles (88)
 - Field goals made (1,136)
- In 2018, was named an All-American by seven outlets, including Sports Illustrated (first team), the Associated Press (second team), USBWA (second team), College Sports Madness (second team), USA Today (second team), ES-PNW (third team), and WBCA (honorable mention)
- Named the 2018 Big Ten Player of the Year (Media)
- 4-time College Sports Madness POW during the 2017-18 season
- Only player in the country that averaged over 25 points in 2018
- Only player nationally to shoot over 67 percent from the field in 2018

FINAL FOUR

- Iowa clinched its first appearance to the National Championship game and its first Final Four since 1993 during the 2022-23 season; its first Final Four appearance in the Lisa Bluder Era.
- Iowa defeated 15th-seeded SE Louisiana (95-43) in the first round of the NCAA Tournament before defeating 10th-seeded Georgia (74-66) in the second round to secure the third Sweet Sixteen berth for Bluder and her staff.
- The Hawkeyes advanced to the Final Four with a 87-77 win over 6th-seeded Colorado, and 5th-seeded Louisville (97-83) in the Seattle Regional Final.
- In the National Semifinal game, Iowa upset top seeded South Carolina, 77-73, before being beat by LSU in the National Title game.

ELITE EIGHT

- Iowa clinched its fourth appearance to the Elite Eight and its first since 1993 during the 2018-19 season; its first Elite Eight appearance in the Lisa Bluder Era.
- Iowa defeated 15th-seeded Mercer (66-61) in the first round of the NCAA Tournament before defeating 7th-seeded Missouri (68-52) in the second round to secure the second Sweet Sixteen berth for Bluder and her staff.
- The Hawkeyes advanced to the Elite Eight with a 79-61 win over NC State, before being knocked out by 2019 NCAA Champions, Baylor.

SWEET SIXTEEN

- Bluder guided the Hawkeyes to their sixth Sweet Sixteen appearance in program history and the first since 1996 in 2015 and has returned twice since (2019, 2021).
- Iowa defeated 14th-seeded American (75-67) in the first round of the NCAA Tournament before defeating 11th-seeded Miami (88-70) in the second round to secure the Sweet Sixteen berth at home on Mediacom Court in Carver-Hawkeye Arena.
- It marked the first Sweet Sixteen appearance for Bluder and her staff
- Iowa finished the season with a 26-8 overall record, a runner-up finish in the Big Ten Conference with a 14-4 mark, and a No. 11 nationally ranking in the USA Today Top-25 Coaches' Poll – the highest for the program since 1995-96 (No. 7 in AP, No. 9 in USA Today).
- Iowa was one of 13 teams nationally to finish undefeated at home with an 18-0 mark, setting a program record for wins at home in a single season.

ADDITIONAL CONSENSUS ALL-AMERICANS

Kathleen Doyle (2016-20)

- Earned consensus All-America status with nods from Women's Basketball Coaches Association (WBCA), United States Basketball Writers Association (WSBWA), and Associated Press (AP).
- Finished senior season in the top-50 nationally in five statistical categories, including sixth in the nation in total assists (189), seventh in assists per game (6.3), 19th in free throws made (147), 37th in total points (544), and 49th in points per game (18.1). She led the Big Ten in total assists and assists per game and ranked third in free throws attempted (186) and free-throws made. Samantha Logic (2011-15)
- Named a WBCA Division I Coaches All-American, USBWA All-American, ESPN Second Team All-American, and Third Team Association Press All-American.
- Logic was the only player in NCAA History to accumulate at least 1,500 career points, 800 rebounds, 800 assists, and 200 steals
- Was 1-of-12 players in the country to be invited to the 2015 WNBA Draft
- Selected with the 10th pick in the first round by the Atlanta Dream and was later traded to the San Antonio Stars
- The second first round draft pick in Hawkeye history, joining Toni Foster (1997, Phoenix Mercury, 8th Pick)

TEAM USA COACHING EXPERIENCE

- Following the 2014-15 season, Bluder was named head coach of the U.S. Pan American Women's Basketball Team
- Bluder led the Red, White, and Blue to four consecutive victories over Brazil,



HEAD COACH LISA BLUDER

Dominican Republic, Puerto Rico, and Cuba before falling to host-Canada in the gold medal game

- Team USA earned its fifth silver medal at the games, rebounding from a seventh-place finish in 2011
- USA Basketball head coach Debbie Ryan chose Bluder as a USA assistant coach at the 2001 World University Games in Beijing, China. Team USA won the gold, defeating China 87-69. Team USA finished the games with a 7-1 mark

PLAYING PROFESSIONALLY

- 17 former Hawkeyes under Bluder continued their playing careers professionally after graduation
- Kathleen Doyle was selected by the Indiana Fever as the 14th overall pick in the 2020 WNBA Draft and now plays for the Chicago Sky
- Megan Gustafson was selected by the Dallas Wings with the 17th overall pick in the WNBA Draft in 2019 and now plays for the Phoenix Mercury
- Cara Consuegra, Lindsey Meder, Crystal Smith, Kachine Alexander, Samantha Logic, Megan Gustafson and Kathleen Doyle all played in the WNBA
- Melissa Dixon, Smith, Alexander, Logic, Bethany Doolittle, Johanna Solverson, Kristi Smith, Megan Skouby, JoAnn Hamlin, Trisha Nesbitt, Morgan Johnson, Theairra Taylor, Gustafson and Doyle also played professionally in Europe
- Hannah Stewart signed a contract with the Lakeside Lightning based in North Lake, Australia

BLUDER COACHING TREE

- During Bluder's tenure at Iowa, eight former players have gone on to become coaches at the collegiate level
- Cara Consuegra (Charlotte) and Jennie (Lillis) Baranczyk (Oklahoma) are currently Division I head coaches
- Randi (Peterson) Henderson is the head coach at Division III Washington University (St. Louis)
- Kachine Alexander is an assistant at Florida Atlantic University
- Wendy (Ausdemore) Lausen served as an assistant at Coe for one year
- Abby (Emmert) Stamp is an assistant coach and Kathryn Reynolds is the Director of Player Development for the Iowa women's basketball team
- Tania Davis was named assistant coach at Nebraska-Omaha in September 2021
- Alexis Sevillian was named graduate manager at Arkansas and Zion Sanders was named graduate assistant at Tennessee in 2021.

HEAD HAWKEYE

- Bluder, alongside her husband David and daughter Hannah, was introduced as the Hawkeyes' fifth head coach in a packed press room on April 7, 2000

BLUDER AT DRAKE

- Compiled a 187-106 (.638) record in 10 seasons at Drake
- Led Drake to five, 20-plus-win seasons in the six years prior to coming to Iowa, including five post-season appearances
- Guided the Bulldogs to eight MVC Tournament appearances, reaching the semifinals six times and winning the tournament four times
- Named the Conference Coach of the Year three times
- Coached two Academic All-America Players of the Year in current Hawkeye associate head coach Jan Jensen (1991) and Tricia Wakely (1996)
- Bulldogs ranked fourth in 1995 graduation rate success among teams ranked in the USA Today/CNN Final Top-25 Coaches' Poll

BLUDER AT ST. AMBROSE

- Compiled a 169-36 (.824) record in six seasons at NAIA St. Ambrose
- Guided the Bees to four straight national tournaments, including two consecutive Final Four appearances
- 1990 St. Ambrose team was ranked No. 1
- Named 1990 NAIA Converse Coach of the Year
- Inducted into the St. Ambrose Hall of Fame in 2010

Bluder's Career Coaching Record

Year	Overall	Conf.	Place
1984-85*	18-13	--	
1985-86*	20-12	--	
1986-87*	29-3	--	
1987-88*	32-5	--	
1988-89*	36-2	--	
1989-90*	34-1	--	
1990-91#	13-17	10-8	4th
1991-92#	11-15	7-11	T-5th
1992-93#	15-13	8-8	T-4th
1993-94#	16-12	8-8	5th
1994-95#	25-6	13-5	T-2nd
1995-96#	15-14	10-8	T-4th
1996-97#	23-7	14-4	1st
1997-98#	25-5	17-1	1st
1998-99#	21-10	14-4	2nd
1999-00#	23-7	15-3	1st
2000-01^	21-10	12-4	2nd
2001-02^	18-11	10-6	4th
2002-03^	18-15	6-10	7th
2003-04^	16-13	10-6	T-4th
2004-05^	23-10	8-8	6th
2005-06^	17-12	10-6	5th
2006-07^	14-16	6-10	T-8th
2007-08^	21-11	13-5	T-1st
2008-09^	21-11	13-5	T-2nd
2009-10^	20-14	10-8	T-3rd
2010-11^	22-9	10-6	T-3rd
2011-12^	19-12	11-5	T-2nd
2012-13^	21-13	8-8	7th
2013-14^	27-9	11-5	T-4th
2014-15^	26-8	14-4	2nd
2015-16^	19-14	8-10	9th
2016-17^	20-14	8-8	8th
2017-18^	24-8	11-5	T-3rd
2018-19^	29-7	14-4	2nd
2019-20^	23-7	14-4	3rd
2020-21^	20-10	11-8	6th
2021-22^	24-8	14-4	T-1st
2022-23^	31-7	15-3	T-2nd
TOTALS	850-391	248-141	

* St. Ambrose

Drake

^ Iowa

PERSONAL

- Graduate of Linn-Mar High School in Marion, Iowa
- Inducted into the Linn-Mar Athletic Hall of Fame in 2008
- Bluder was a three-year starter at Northern Iowa
- Inducted into the Northern Iowa Hall of Fame in 2000
- Graduated from UNI in 1983 with a bachelor's degree in marketing
- Bluder and her husband, David, have two daughters, Hannah and Emma, and one son, David





IOWA WOMEN'S BASKETBALL

ASSOCIATE HEAD COACH JAN JENSEN

Jan Jensen

Associate Head Coach
24th Year
Drake, 1991

Jan Jensen is in her 24th season with the Iowa women's basketball team and her 20th as associate head coach. A nationally known presence on the recruiting scene, Jensen serves as the recruiting coordinator and also works with the post players. Jensen is in her 35th season in women's college basketball (player and coach).



THE JENSEN FILE

- Helped guide Iowa to 21 postseason appearances, including 17 NCAA Tournament berths
- Guided Iowa to a postseason appearance in each of the last 15 seasons (13 NCAA, 2 WNIT)
- Helped Iowa to Big Ten Tournament championship in 2001, 2019, 2022, 2023 and a 2008 and 2022 Big Ten regular season titles
- Guided Iowa to 16 upper division finishes
- Took Iowa to a pair of Sweet Sixteens in 2015, 2021 and its first Elite Eight in 2019 and returned its First Final Four since 1993 in 2023.

RECRUITING

Integral part of developing and maintaining top-level recruiting classes at Iowa

- Helped Iowa land:
- 8th-best class in 2001 (Blue Star Index)
- 11th-best class in the country in 2011 (HoopGurlz)
- 17th-best class in 2015 (ESPN HoopGurlz)
- 17th-best class in 2020 (ESPN HoopGurlz)
- 18th-best class in 2016 (Blue Star Basketball)
- 20th-best class in 2022 (ESPN HoopGurlz)
- 22nd-best class in 2021 (ESPN HoopGurlz)
- 28th-best class in 2014 (Blue Star Basketball)
- 33rd-best class in 2008 (ESPN HoopGurlz)
- Jensen has recruited four McDonald's All-Americans to Iowa (Samantha Logic, Lindsay Richards, Johanna Solverson, and Caitlin Clark)



THE RISE OF CAITLIN CLARK

- In her junior season, Clark was crowned as a consensus National Player of the Year along with unanimous first team All-Big Ten honors, Big Ten Tournament MVP, and Big Ten All-Tournament Team honors
- Clark was named the Nancy Lieberman Point Guard of the Year and was the Dawn Staley Guard of the Year Award recipient - the first student-athlete to win the Dawn Staley Award in three consecutive seasons
- She also earned Wooden Award All-America, first team AP All-America, USBWA All-America, WBCA All-America and All-Region accolades
- Clark helped lead the Hawkeyes to their first National Championship appearance in program history with a 40-point triple-double over No. 1 South Carolina in the National Semifinals
- Clark ended her junior season as the first player in Division I women's basketball history to record more than 1,000 points and 300 assists in the same season. Additionally, Clark had 191 points and 60 assists in the 2023 NCAA Tournament where the Hawkeyes defeated, SE Louisiana, Georgia, Colorado, Louisville, and South Carolina before falling to LSU.
- She broke the single season Big Ten record for most points and assists in the same season and recorded five triple-doubles.
- As a sophomore Caitlin Clark was named Big Ten Player of the Year and earned unanimous first team All-Big Ten honors and added Big Ten Tournament MVP and Big Ten All-Tournament Team honors
- Clark was named the Nancy Lieberman Point Guard of the Year and was the Dawn Staley Guard of the Year Award recipient - the first student-athlete to win the Dawn Staley Award in consecutive seasons as well as a finalist for the Naismith Award, WBCA Wade Trophy, John R. Wooden Award and Honda Sport Award
- Earned Wooden Award All-America, first team AP All-America, USBWA All-America, WBCA All-America and All-Region accolades
- Named first team CoSIDA Academic All-America
- Finished sophomore season leading the country in assists per game (8.0), points per game (27.0), final points (863), free throws made (200), triple-doubles (5) and 30-point games (11) and ranked second in total assists (257), third in field goals made (286), fourth in free-throw attempts (227), 12th in 3-pointers made (91), 14th in 3-pointers per game (2.84), 18th in double-doubles (17) and free-throw percentage (88.1) and 19th in defensive rebounds per game (7.6)
- Clark's freshman season was capped off with being named WBCA Co-Freshman of the Year (March 30), The Athletic's Co-Freshman of the Year (March 25), a Dawn Staley Award Finalists (March 7), to The Athletic All-America Team (March 25), and to the WBCA All-Region Team (March 24). She earned USBWA Tamika Catchings National Freshman of the Week (Jan. 5, Feb. 17, Feb. 23, and March 2), NCAA Starting Five (Dec. 9, Dec. 30, Feb. 17, March 3), and ESPN National Player of the Week (Dec. 14) honors - the first Big Ten freshman to earn the award.
- During her freshman campaign, Clark averaged 26.6 points, 7.1 assists, and 5.9 rebounds per game in 30 games, setting the Iowa freshman record with 26.6 points per game (men's or women's), recording the fourth-highest points per game in single-season in Iowa history (men's or women's), and was the 2020-21 NCAA Division I scoring leader (men's or women's).

IN THE POST

Under Jensen's tutelage, Hawkeye post players have received numerous honors

- Led Monika Czinano to four consecutive All-Big Ten teams, where she led the country in shooting percentage her junior (66.8) and senior (67.9) seasons.
- Guided Megan Gustafson to consensus National Player of the Year, the first in Big Ten history
- Coached nine players to 20 All-Big Ten honors, including seven first team selections
- Guided Megan Skouby to 2006 Big Ten Freshman of the Year and 2008 Big Ten Sixth Player of the Year honor
- Helped Jennie Lillis to a 2003 Kodak All-District selection
- Two players - Skouby and Krista VandeVenter - were invited to the USA Team Trials
- Guided Bethany Doolittle to back-to-back second team All-Big Ten honors and Big Ten All-Tournament Team accolades in 2014 and 2015. She ended her career second all-time in blocks (278) and is the single-season blocks leader (106). In the Big Ten, Doolittle is eighth in career blocks
- Jensen coached Morgan Johnson to numerous accolades, including two second



ASSOCIATE HEAD COACH JAN JENSEN

team All-Big Ten honors. Under Jensen's guidance, Johnson became Iowa's career blocks leader and finished inside the top 10 in career scoring and rebounds at Iowa

- In 2009-10, Iowa's post players broke school records for rebounding and blocked shots. Morgan Johnson broke the school mark for single-season blocks, while the team broke the school record for single-season rebounding.

THE RISE OF MEGAN GUSTAFSON

- First Consensus National Player of the Year in conference history, winning ES-PNW National Player of the Year, AP Player of the Year, Naismith Trophy, and US-BWA Player of the Year (Ann Meyers Drysdale Trophy).
- 2019 Big Ten Female Athlete of the Year and Big Ten Women's Basketball Player of the Year
- Honda Sport Award Winner for Women's Basketball
- Top-3 Finalist for the Honda Cup
- Lisa Leslie Award Winner and Senior CLASS Award Winner
- Consensus First Team All-American
- Wade Trophy Finalist, John R. Wooden Award Finalist, Naismith Defensive Player of the Year Semifinalist
- Unanimous First Team All-Big Ten Selection (Coaches & Media) as a senior (three-time All-Big Ten honoree; 2018, 2019)
- Big Ten Tournament's Most Outstanding Player
- Big Ten's All-Time Leading Rebounder
- Iowa's All-Time leading scorer and rebounder
- 23 career Big Ten Player of the Week Awards – a Big Ten record
- 13-time Big Ten Player of the Week during the 2018-19 season – a Big Ten record
- Led the nation in five categories, including points per game (27.8), field goal percentage (69.6), total points (1,001), field goals made (412), and double-doubles (33). Ranked second in defensive rebounds per game (11), and third in rebounds per game (13.4) and total rebounds (481).
- Became the fourth NCAA women's basketball student-athlete and first ever post player to score 1,000 or more points in a single season
- Now owns 16 Iowa records (including class records)
- Academic All-Big Ten

JENSEN AT DRAKE

- Before becoming a Hawkeye, Jensen also served as Coach Bluder's first assistant coach and recruiting coordinator at Drake
- Her recruiting efforts were enough to land the Bulldogs two top-13 and two top-40 classes.

ON THE COURT

- As a player, Jensen was one of the best Bluder ever coached at Drake
- During her senior year, she led the nation in scoring with 29.6 points per game and was the Gateway Conference Most Valuable Player
- That year, she was a Kodak Honorable Mention All-American, a member of the All-Gateway team, and the GTE Academic All-American Player of the Year
- Jensen was also Sports Illustrated's National Player of the Week
- Currently ranks fourth on Drake's all-time scoring list (1,996), sixth in field goal percentage (.535) and eighth in rebounds (.750)
- Jensen is one of only two Drake players to have her number re-

tired in the Knapp Center

- After college, Jensen played professionally in the European Professional Basketball League for BTU-Wuppertal in Germany
- She played there from 1992-93 and helped her club win the German Club Championship.
- In 1993, Jensen was inducted to the Iowa Girls High School Basketball Hall of Fame after leading the nation in scoring, averaging 66 points per contest her senior campaign
- Jensen is one of the few players who can say they led the nation in scoring both in high school and at a Division I university.

OFF THE COURT

- Jensen is a leader in fundraising for the United Way of Johnson County
- Her 2006 campaign totaled over \$2 million – with a nine percent increase in donations and a 9.7 percent increase in the number of donations
- In 2006, she was a recipient of the Corridor Business Journal Forty Under 40 Award
- In March 2007, Jensen was named the United Way of Johnson County Volunteer of the Year for her leadership of the Emerging Philanthropists Society and the Healthy Kids School-based Clinics Initiative
- In the spring of 2014, Jensen was named a recipient of the 'Women of Influence' Award by the Corridor Business Journal. The 'Women of Influence' identifies women who have made a difference in the Corridor and who are representative role models as leaders in their fields and community
- One of five 2020 LGBTQ Legacy Award honorees by dsm magazine and One Iowa Leadership Institute

PERSONAL

- Native of Kimballton, Iowa
- Jensen graduated from Drake in 1991 with a degree in Public Relations. She earned her Master's in Higher Education five years later.
- In February 2007, Jensen received the Drake Double D Award. The award is presented annually to Drake letterwinners for achievements in their chosen field or endeavor and/or community service since leaving Drake. The Double D Award is the highest honor Drake bestows on its student-athletes.
- Jensen and her spouse Julie Fitzpatrick, have a son, Jack, and a daughter, Janie.





ASSISTANT COACH RAINA HARMON

Raina Harmon

Assistant Coach

Seventh Year

Central Michigan, 2004

Raina Harmon is in her seventh season as an assistant coach with the University of Iowa women's basketball team. Harmon works primarily with perimeter players.



THE HARMON FILE

- In Harmon's six seasons with the Hawkeyes, she has helped Iowa to a 151-47 overall record and its first National Championship appearance in school history
- The Hawkeyes won a share of the Big Ten regular-season title in 2022 with a 14-4 record, finished second in the Big Ten with an 14-4 conference mark in 2019 and third in 2020 with a 14-4 record
- Helped Iowa to Big Ten Tournament Championships in 2019, 2022, and 2023
- One of 15 leaders part of the Big Ten Conference's LGBTQ+ Working Group
- With Harmon on the sidelines, the Hawkeyes returned to the NCAA Tournament for the second time since 2015-16 in 2019, 2021, 2022, and 2023
- Kathleen Doyle earned consensus All-America status with nods from Women's Basketball Coaches Association (WBCA), United States Basketball Writers Association (WSBWA), and Associated Press (AP)
- Guided Kathleen Doyle (2019 and 2020) to first team All-Big Ten honors as well as 2020 Big Ten Player of the Year

AT CENTRAL MICHIGAN

- Spent five seasons (2012-2017) as an assistant coach at Central Michigan
- Her primary responsibilities included perimeter player development, academics, and scouting.
- In Harmon's five years at CMU, the Chippewas registered a combined 99-61 overall record.
- The Detroit native helped guide CMU to a 2017 Mid-American Conference (MAC) Regular Season Championship, 2013 MAC Championship, three MAC West titles (2014, 2016, 2017), an NCAA Tournament berth (2013), and three WNIT appearances.

PRIOR TO CENTRAL MICHIGAN

- Harmon served as the Director of Women's Basketball Operations at Michigan from 2010-12, where she assisted the coaching staff with all administrative aspects of the program.
- Before Michigan, Harmon spent a season as an assistant varsity girls basketball coach at Martin Luther King Jr. Senior High School in Detroit.

AS A STUDENT-ATHLETE

- Played for Central Michigan from 2001-04
- Received the Dee Pommerenk Sportsmanship Award in 2003
- Served as the president of the student-athlete advisory committee in 2003-04

PERSONAL

- Earned bachelor's degree in sports studies from CMU in 2004 and master's degree in sports administration from Wayne State in 2009
- Harmon and her spouse Charita Martin have one son, Ja'Quez.





Abby (Emmert) Stamp Assistant Coach 15th Year Iowa, 2008

Abby (Emmert) Stamp is in her 15th year with the Iowa women's basketball program. After spending eight seasons as Iowa's director of operations, and two seasons as director of player development, Stamp was promoted to assistant coach in 2019. Stamp is responsible for off-campus recruiting and coaches the perimeter players for the Hawkeyes. She is also responsible for film breakdown and scouting.



THE STAMP FILE

- In four seasons as assistant coach, the Hawkeyes posted a 98-32 record.
- Iowa's chief scheduler has helped to build one of the most exciting and demanding schedules in the country.
- Coached Caitlin Clark to National Co-Freshman of the Year and an All-American by Women's Basketball Coaches Association (WBCA), United States Basketball Writers Association (WSBWA). She also earned second-team All-America honors from Associated Press (AP) during her rookie season with the Hawkeyes.
- Kathleen Doyle earned consensus All-America status with nods from Women's Basketball Coaches Association (WBCA), United States Basketball Writers Association (WSBWA), and Associated Press (AP).
- Guided Kathleen Doyle (2019 and 2020) to first team All-Big Ten honors as well as 2020 Big Ten Player of the Year.

THE RISE OF CAITLIN CLARK

- In her junior season, Clark was crowned as a consensus National Player of the Year along with unanimous first team All-Big Ten honors, Big Ten Tournament MVP, and Big Ten All-Tournament Team honors
- Clark was named the Nancy Lieberman Point Guard of the Year and was the Dawn Staley Guard of the Year Award recipient - the first student-athlete to win the Dawn Staley Award in three consecutive seasons
- She also earned Wooden Award All-America, first team AP All-America, USBWA All-America, WBCA All-America and All-Region accolades
- Clark helped lead the Hawkeyes to their first National Championship appearance in program history with a 40-point triple-double over No. 1 South Carolina in the National Semifinals
- Clark ended her junior season as the first player in Division I women's basketball history to record more than 1,000 points and 300 assists in the same season. Additionally, Clark had 191 points and 60 assists in the 2023 NCAA Tournament where the Hawkeyes defeated, SE Louisiana, Georgia, Colorado, Louisville, and South Carolina before falling to LSU.
- She broke the single season Big Ten record for most points and assists in the same season and recorded five triple-doubles.
- As a sophomore Caitlin Clark was named Big Ten Player of the Year and earned unanimous first team All-Big Ten honors and added Big Ten Tournament MVP and Big Ten All-Tournament Team honors
- Clark was named the Nancy Lieberman Point Guard of the Year and was the Dawn Staley Guard of the Year Award recipient - the first student-athlete to win the Dawn Staley Award in consecutive seasons as well as a finalist for the Naismith Award, WBCA Wade Trophy, John R. Wooden Award and Honda Sport Award
- Earned Wooden Award All-America, first team AP All-America, USBWA All-America, WBCA All-America and All-Region accolades
- Named first team CoSIDA Academic All-America
- Finished sophomore season leading the country in assists per game (8.0), points per game (27.0), final points (863), free throws made (200), triple-doubles (5) and 30-point games (11) and ranked second in total assists (257), third in field goals made (286), fourth in free-throw attempts (227), 12th in 3-pointers made (91), 14th in 3-pointers per game (2.84), 18th in double-doubles (17) and free-throw percentage (88.1) and 19th in defensive rebounds per game (7.6)

ASSISTANT COACH ABBY (EMMERT) STAMP

- Clark's freshman season was capped off with being named WBCA Co-Freshman of the Year (March 30), The Athletic's Co-Freshman of the Year (March 25), a Dawn Staley Award Finalists (March 7), to The Athletic All-America Team (March 25), and to the WBCA All-Region Team (March 24). She earned USBWA Tamika Catchings National Freshman of the Week (Jan. 5, Feb. 17, Feb. 23, and March 2), NCAA Starting Five (Dec. 9, Dec. 30, Feb. 17, March 3), and ESPN National Player of the Week (Dec. 14) honors - the first Big Ten freshman to earn the award.
- During her freshman campaign, Clark averaged 26.6 points, 7.1 assists, and 5.9 rebounds per game in 30 games, setting the Iowa freshman record with 26.6 points per game (men's or women's), recording the fourth-highest points per game in single-season in Iowa history (men's or women's), and was the 2020-21 NCAA Division I scoring leader (men's or women's).

AS A STUDENT-ATHLETE

- Stamp was a member of the Iowa women's basketball team from 2005-08
- Team co-captain in 2008
- Helped lead the Hawkeyes to a 2008 Big Ten regular season championship
- Received the 2008 Dr. Christine Grant Leadership Award for women's basketball
- Stamp played in 123 career games as a Hawkeye, including 22 starts
- Her 123 games played are tied for the fourth-most of any player in Iowa women's basketball history
- Scored 299 career points, collected 144 rebounds and dished out 177 assists
- Scored a career-high 17 points against Iowa State as a junior in 2006

PERSONAL

- A native of Winterset, Iowa
- Graduated with a communications studies degree from Iowa in 2008
- Worked for the United Way of East Central Iowa before taking over as director of basketball operations
- Stamp married her husband, Quinn, in the summer of 2015. They have a daughter, Mavis.





IOWA WOMEN'S BASKETBALL

DIRECTOR OF PLAYER DEVELOPMENT/DIRECTOR OF OPERATIONS

Tania Davis
Director of
Player Development
First Year
Iowa, 2019



Tania Davis is in her first year with the Iowa women's basketball program.

THE DAVIS FILE

- Works closely with Iowa student-athletes, helping them develop into strong leaders and role models in the Iowa City community
- Assists the basketball staff in the day-to-day activities of the program

AS A STUDENT-ATHLETE

- She was tabbed an All-Big Ten Honorable Mention in 2019 and named to the 2016 Big Ten All-Freshman Team
- As a senior, Davis became the 36th Hawkeye to reach 1,000 career points. She ended her career with 1,007 points and scored double figures in 18 games. During the year, Davis notched new career single-season highs in points, rebounds, assists, field goals made, and 3-point field goals made. Davis finished the year with 162 assists, which ranked second on the team. Davis also helped lead the Hawkeyes to a Sweet Sixteen appearance in her senior campaign.
- In 2017-18, Davis made 12 starts and recorded double figures in seven of those games. As a junior, Davis averaged 9.7 points, 5.2 assists and 3.2 rebounds per game. She shot over 41 percent from 3-point range finishing the season with 21 triples.
- Davis started 23 contests before tearing her ACL as a sophomore in 2016-17. She scored double-digits in 14 of those games. Davis led the team in free throw shooting percentage.
- In her debut season, Davis logged minutes in every game and made 16 starts. She led the Hawkeyes with 111 assists, which ranks second in the program for a freshman.

PERSONAL

- Graduated with a health and human psychology degree from Iowa in 2019
- Earned her master's in athletic leadership from Clemson in 2021

Hannah Bluder

Director of Operations
Fourth Year
Iowa, 2020
Northwestern, 2023



Hannah Bluder is in her fourth season with the Iowa women's basketball program. Bluder was hired as the director of operations in October 2020.

THE BLUDER FILE

- Works closely with the Hawkeye basketball staff, helping coordinate and carry out day-to-day activities of the program
- Responsible for arranging team travel and activities, supervising public service opportunities for the team, and coordinating summer camps and training tables

PERSONAL

- Bluder is a 2020 University of Iowa graduate with a degree in sport and recreational management with a business emphasis
- She received her master's in sport administration from Northwestern in the spring of 2023
- Daughter of Lisa and Dave Bluder
- Has one sister, Emma, and a brother, David





SPECIAL ASSISTANT TO THE HEAD COACH JENNI FITZGERALD

Jenni Fitzgerald

**Special Assistant
to the Head Coach
24th Year
Drake, 1990**

Jenni Fitzgerald enters her 24th year with the University of Iowa women's basketball team and her fifth year as Special Assistant to the Head Coach. Fitzgerald is in her 37th season in women's college basketball as a player and coach. She is responsible for behind the scenes research, advising, and scouting.



THE FITZGERALD FILE

- Helped guide Iowa to 20 postseason appearances, including 16 NCAA Tournament berths
- Guided Iowa to a postseason appearance in each of the last 14 seasons (12 NCAA, 2 WNIT)
- Helped Iowa to Big Ten Tournament Championships in 2001, 2019, 2022, and 2023 and a 2008 Big Ten Regular Season Title
- Guided Iowa to 14 upper division finishes
- Took Iowa to its first National Championship appearance in 2023, Sweet Sixteen since 1996 in 2015 and its first Elite Eight since 1993 in 2019.

AROUND THE PERIMETER

- Under Fitzgerald's tutelage, Iowa's perimeter players have garnered numerous awards.
- Coached 15 players to a total of 32 All-Big Ten honors, including 11 first team selections
- Guided Jaime Printy to 2010 Big Ten Player of the Year honors
- Helped Melissa Dixon to the Big Ten Sixth Player of the Year award in 2013
- Mentored six players that received all-district honors and four honorable mention All-Americans (Cara Consuegra, Kachine Alexander, Printy, and Samantha Logic)
- Guided Tania Davis (2016) and Kathleen Doyle (2017) to Big Ten All-Freshman Team honors

CONSENSUS ALL-AMERICAN

Samantha Logic (2011-15)

- Named a WBCA Division I Coaches All-American, USBWA All-American, ESPN Second Team All-American, and Third Team Association Press All-American
- Logic was the only player in NCAA History to accumulate at least 1,500 career points, 800 rebounds, 800 assists, and 200 steals
- Logic surpassed Cara Consuegra (1997-2001) as Iowa's all-time assists leader and became the 31st 1,000-point scorer in program history during the 2013-14 campaign
- Logic, the Big Ten leader in assists, notched three triple-doubles, becoming the first Big Ten player to record three triple-doubles in a single season
- Was 1-of-12 players in the country to be invited to the 2015 WNBA Draft
- Selected with the 10th pick in the first round by the Atlanta Dream and was later traded to the San Antonio Stars
- The second first round draft pick in Hawkeye history, joining Toni Foster (1997, Phoenix Mercury, 8th Pick)



SCHOOL RECORDS

- The Hawkeyes have broken numerous school records during Fitzgerald's tenure
- In 2009-10, Iowa shattered the single season and Big Ten record for three-pointers made and attempted and tied single season marks for assists, three-pointers made in a single game, and free throw percentage
- In 2012-13, Iowa set the school record for team assists (534), before shattering the record in 2013-14 (644)
- The Hawkeyes also set the school record for scoring offense in 2013-14 (78.2), leading the league in scoring while scoring the second-most points in a season in Big Ten history (2,814)
- The Hawkeyes broke the scoring offense school record averaging 79.5 points per game in 2014-15
- Melissa Dixon was crowned the NCAA statistical champion in 2014-15 after leading all Division I players in 3-point field goals per game (3.65). She is the Iowa record holder in career 3-pointers made (334), 3-pointers made in a season (124), and 3-pointers made in a game (10). Dixon also set or tied arena records for most 3-pointers in a game in at least five venues this season (Drake, Rutgers, Illinois, Northwestern, Iowa).
- Wendy Ausdemore broke or tied seven school records in her four years at Iowa while Kristi Smith became the first Hawkeye ever to amass over 400 points and 100 assists in three seasons
- In 2009-10, Kachine Alexander set new school records in free throws made and attempted in a single season
- Kamille Wahlin tied the school record for three-pointers made and set a new mark for three-pointers attempted and also became the first player in school history to record 400 career assists and 200 made 3-pointers
- Kachine Alexander became the first player in school history, and just the fifth in Big Ten history, to collect 1,000 career points, 800 career rebounds and 300 career assists.
- Jaime Printy finished her career ranked inside the top 10 in points, 3-pointers made and assists at Iowa, while also setting numerous single-game, season and career free throw marks.

LIFE BEYOND IOWA

- Four former Hawkeye guards that Fitzgerald coached continued their playing careers in the WNBA
- They include Cara Consuegra, Lindsey Meder, Crystal Smith, Kachine Alexander, and Samantha Logic

FITZGERALD AT DRAKE

- Fitzgerald is very familiar with both Lisa Bluder and fellow assistant Jan Jensen, both of whom she coached with for eight years at Drake University prior to coming to Iowa
- While at Drake, Fitzgerald worked with the guards, directed summer camps and handled the administrative duties for the Bulldog basketball program from 1993-2000
- From 1986-91, Fitzgerald was the starting point guard for the Drake Bulldogs. She was a teammate of fellow Hawkeye assistant coach Jan Jensen
- Was a senior team captain and was named to the All-Gateway Conference first team
- One of three former Drake student-athletes to receive the Drake Double D Award in 2009
- The award is presented annually to Drake letterwinners for achievements in their chosen field or endeavor and/or community service since leaving Drake. The Double D Award is the highest honor Drake bestows on its student-athletes

PERSONAL

- Graduated from Drake in 1990 with a bachelor's degree in business administration with a management major
- Completed her Master of Science degree in Physical Education, with an emphasis in Sport Management, from Southern Illinois University in 1992
- While at Southern Illinois, Fitzgerald was a graduate assistant with the Salukis.
- Fitzgerald was Iowa's 1986 Female Athlete of the Year
- Named Miss Basketball and first team all-state in basketball, volleyball and softball in 1986
- In 1995, she was inducted into the Iowa Girl's Basketball Hall of Fame
- Fitzgerald is the daughter of Bob and Jan Fitzgerald. She has an older sister, Robin, and younger brother, Randy



VIDEO COORDINATOR/SUPPORT STAFF

Ben Lober

Video Coordinator &
Director of Analytics
Second Year
Michigan State, 2020

Ben Lober is in his second season with the Iowa women's basketball program, serving as the Video Coordinator and Director of Analytics. Lober was a pivotal piece in Iowa's First National Title appearance in program history.



THE LOBER FILE

- Oversees all scouting video operations and analytics for team
- Coordinates video exchange
- Compiles advanced analytics for National Television broadcasts

PRIOR TO IOWA

- Ben has served as a graduate assistant with Canisius College as the Academic and Operations Coach for women's basketball, coordinating all video responsibilities throughout the season including practice, game and film exchange with the opposing teams.
- Spent two years working with Michigan State women's basketball as a student manager and head manager assisting with video and evaluation responsibilities.

PERSONAL

- Graduated from Michigan State University with a bachelor of arts degree in economics and quantitative data analytics in 2020.
- He is currently pursuing his master's in sports administration from Canisius College.



Lindsay Alexander
Strength and Conditioning



Andrea Chilcote
Athletic Trainer



John Bruno
Academic Coordinator



Brenda Kral
Basketball Secretary



Kevin Foor
Equipment Manager



Josh Berka
Event Coordinator



Zach Grant
Video Productions



Bailey Turner
Sports Information



MEET THE HAWKEYES

3 - Sydney Affolter

Guard, 5-11, Junior
Chicago, Illinois
(Marist HS)



- **2022-23**
 - Had career-high three steals vs. Minnesota
 - Registered a career-high 14 points and eight rebounds against No. 7 Maryland
 - Scored a season-high 12 points against Penn State
 - Dished out a career-high six assists against Rutgers
 - Earned Dean's List recognition
 - Letterwinner
- **2021-22**
 - Played in 19 games, including eight games with double-digit minutes on the court
 - Made collegiate debut against New Hampshire, tallying four rebounds and a block
 - Made first NCAA Tournament appearance against Illinois State, scoring five points and pulling down one rebound
 - Scored a career-high eight points against Southern University
 - Pulled down a eight career-high rebounds against Wisconsin (Feb. 3)
 - Recorded career-high four offensive rebounds at Michigan (Feb. 6)
 - Earned Dean's List recognition
 - Letterwinner
- **High School**
 - Played at Marist High School under head coach Mary Pat Connolly
 - Three-time all-state, all-region, and East Suburban All-Conference first team honoree
 - Two-time state qualifier for Queen of the Hill 3-Point Shootout
 - Named to the Montini Christmas All-Tournament first team as a sophomore as well as the State Farm Holiday Classic and Grow the Game all-tournament teams as a junior
 - Scored her 1,000th point and pulled in her 500th rebound during her junior season
 - Averaged 14.2 points, 7.8 rebounds, 2.6 steals, 2.3 assists, and 1.3 blocks per game her junior year
 - During her sophomore season, averaged 17.0 points, 7.1 rebounds, 2.5 steals, and 1.6 blocks per game
 - Averaged 12.2 points, 6.9 rebounds, and 2.6 steals per game as a freshman
 - Contributed to two regional championships (2018, 2020) and helped team to three consecutive second-place finishes in the East Suburban Catholic Conference Championship
 - Played for All Iowa Attack (Dickson Jensen) during the 2020 season, finishing the season with a 48-0 record, Nike Championship, and USJN Pool All Stars recognition
 - Dean's List honoree and was a student ambassador

- **Personal**
 - Daughter of Shellie and Ed Affolter
 - Health and Human Physiology major
 - Has one brother, Trey, who plays basketball at St. Ambrose University
 - Father played basketball at the University of Illinois-Chicago
- **Career Highs**
 - **Points:** 14 at Maryland 2/21/23
 - **Rebounds:** 8, 2x, last at Maryland 2/21/23
 - **FGM:** 5, 2x, last at Maryland 2/21/23
 - **FGA:** 11 at Maryland 2/21/23
 - **3-pt FG:** 2 vs. Penn State 1/14/23
 - **3-pt FGA:** 4 at Maryland 2/21/23
 - **FTM:** 7 vs. Ohio State 3/5/23
 - **FTA:** 8 vs. Ohio State 3/5/23
 - **Assists:** 6 vs. Rutgers 2/12/23
 - **Steals:** 3 vs. Minnesota 12/10/22
 - **Blocks:** 1, 7 times



CAREER STATISTICS

YEAR	GP/GS	FG-FGA	PCT	3-PT	PCT	FT-FTA	PCT	O-D=RB	AVG	PF-DI	AST	TO	BLK	STL	PTS	AVG
Fresh.	19/0	9-38	.237	2-12	.167	11-12	.917	14-33=47	2.5	19-1	8	12	2	5	31	1.6
Soph.	37/0	35-73	.479	5-24	.208	31-36	.861	29-57=86	2.3	33-0	37	19	5	14	106	2.9
TOTALS	56/0	44-111	.396	7-36	.194	42-48	.875	43-90=133	2.4	52-1	45	31	7	19	137	2.4



IOWA WOMEN'S BASKETBALL

MEET THE HAWKEYES

22 - Caitlin Clark

Guard, 6-0, Senior
West Des Moines, Iowa
(Dowling Catholic HS)



- 2022-2023
- Naismith Women's College Player of the Year
- Wooden Award National Player of the Year
- Associated Press Women's College Basketball Player of the Year
- 2023 Wade Trophy Recipient
- 2023 Ann Meyers Drysdale Award/United States Basketball Writers Association (USBWA) National Player of the Year
- Nancy Lieberman Point Guard of the Year
- Collegiate Woman Athlete of the Year as by THE Collegiate Women Sports Awards (CWSA)
- Honda Cup, Women's Basketball Player of the Year
- Big Ten Female Athlete of the Year
- ESPYS Best College Athlete, Women's Sports
- First Team All-American by the United States Basketball Writers Association
- Unanimous First Team All-American by the Associated Press
- 2022-23 Academic All-America® of the Year
- The Athletic National Player of the Year
- 2022-23 Big Ten Player of the Year
- Unanimous First Team All-Big Ten
- Big Ten All-Tournament MVP and Team Member
- College Sports Communicators Academic All-District Honoree
- ESPN's Midseason Player of the Year
- Nancy Lieberman's Midseason Top 10
- 2022-23 Preseason First Team All-Big Ten
- Named to the Dawn Staley Award Late Season Watch List
- In Clark's 100th game, she netted the most points by a Division I men's or women's basketball player in that time span. Since the 1999-2000 season, only four players have scored 2,500 points. (Elena Delle Donne, Keydren Clark, Steph Curry)
- Clark had 191 points and 60 assists in the 2023 NCAA Tournament.
- Was the first player in NCAA Tournament history with back-to-back 40-point games. It's only happened once in the history of the men's tournament: Austin Carr had three straight in 1970.
- Against South Carolina, her 41 points are the most by any player against an undefeated team in NCAA Tournament history – men's or women's.
- Was the second player to score 40 points or more in an NCAA Women's Final Four game (either National Semis or National Championship Game),

joining Sheryl Swoopes (47 for Texas Tech in 1993 National Championship Game vs Ohio State)

- Clark broke the NCAA Tournament title record for most made 3-point field goals. (8)
- She became the first player in Division I women's basketball history to record more than 1,000 points and 300 assists in the same season. Clark has 161 points and 52 assists in this NCAA Tournament. Since 2000, it's one of six instances of a player having 150 points and 50 assists in ANY 5-game span. All six of those belong to Clark.
- Eclipsed 2,000 career points in her 75th career game, which ties her for the fastest NCAA Division I women's basketball player to do so. (Elena Delle Donne). She is the fourth Hawkeye women's basketball player to score 2,000 points and is the seventh Iowa men's or women's basketball player to score 2,000 points. She eclipsed 2,500 career points at the University of Iowa, only the second player in school history to do so.
- Has a streak of scoring in double figures an astounding 90 games, which is a NCAA Division I best.

- 2021-2022
- Started all 32 games for the Hawkeyes
- Named Big Ten Player of the Year and earned unanimous first team All-Big Ten accolades
- Earned Big Ten Tournament MVP and was named to the Big Ten All-Tournament Team
- Named the Nancy Lieberman Point Guard of the Year and was the Dawn Staley Guard of the Year Award recipient – the first student-athlete to win the Dawn Staley Award in consecutive seasons
- Named a finalist for the Naismith Award, WBCA Wade Trophy, John R. Wooden Award and Honda Sport Award
- Earned Wooden Award All-America, first team AP All-America, USBWA All-America, WBCA All-America and All-Region accolades
- Named first team CoSIDA Academic All-America
- Named National Player of the Week four times – Naismith (Jan. 25), ESPN (Feb. 7) twice by USBWA (Jan. 18, March 1)
- Finished the season leading the country in assists per game (8.0), points per game (27.0), final points (863), free throws made (200), triple-doubles (5) and 30-point games (11) and ranked second in total assists (257), third in field goals made (286), fourth in free-throw attempts (227), 12th in 3-pointers made (91), 14th in 3-pointers per game (2.84), 18th in double-doubles (17) and free-throw percentage (88.1) and 19th in defensive rebounds per game (7.6)
- The first Division I player to lead the country in points per game (27.0) and assists per game (8.0) in the same season.
- In January, averaged 30.4 points, 7.7 rebounds and 9.1 assists per game in January, playing 40-minute games. No NBA player (playing 48-minute games) has matched or exceeded all of those averages in the month of January since Michael Jordan in 1989 (33.7/8.4/9.1).
- Joined Kobe Bryant, LeBron James, Russell Westbrook, James Hardin, Luka Dončić and Giannis Antetokounmpo as the only NBA, WNBA, Division I men's and women's basketball to record back-to-back 30-point triple doubles since

CAREER STATISTICS

YEAR	GP/GS	FG-FGA	PCT	3-PT	PCT	FT-FTA	PCT	O-D=RB	AVG	PF-DI	AST	TO	BLK	STL	PTS	AVG
Fresh.	30/30	266-564	.472	116-286	.406	151-176	.858	18-159=177	5.9	69-3	214	144	14	38	799	26.6
Soph.	32/32	286-633	.452	91-274	.332	200-227	.881	14-242=256	8.0	79-0	257	152	20	47	863	27.0
Junior	38/38	338-715	.473	140-360	.389	239-285	.839	15-255=270	7.1	80-1	327	158	20	57	1055	27.8
TOTALS	100-100	890-1912	.465	347-920	.377	590-688	.858	47-656=703	7.0	228-4	798	454	54	142	2717	27.2



MEET THE HAWKEYES

2000. One-of-10 women's basketball players (15 times) to register back-to-back triple doubles in their careers.

- Recorded six career triple-doubles to tie former Hawkeye Sam Logic's Big Ten record (2011-15) for most in their career and ties fifth most single season (5) and career (6) triple-doubles in NCAA Division I history.
- Finished Iowa's win over No. 10/6 Indiana (Feb. 21) with 29 points, eight rebounds, and eight assists, and recorded 15+ points and 5+ assists in 19 straight games, tying the second-longest streak of any Division I player with Ja Marant (19) and behind Trae Young (22).
- Fastest Division I player (men's or women's) to reach 1,500 career points over the last 20 seasons after becoming the fastest Big Ten women's basketball athlete and the eighth fastest NCAA athlete to the 1,000-point mile marker (40 games becoming the second NCAA athlete in the last 25 years, tallying 1,000 games in 40 games or less).
- Broke Iowa's single-game assist record (18) against Penn State (Jan. 25) and tied the Big Ten Record for most assists against a Big Ten opponent (regular or postseason).
- Holds three women's basketball arena records – Iowa's Carver-Hawkeye Arena (44), Nebraska's Pinnacle Bank Arena (39) and Michigan's Crisler Center (46).
- Earned Academic All-Big Ten honors
- Dean's List honoree
- Letterwinner

2020-2021

- Started all 30 games as a freshman
- Won third gold medal with USA Basketball at the 2021 FIBA U19 World Cup and was named tournament MVP
- Named The Athletic, WBCA, and USBWA Tamika Catchings Co-Freshman of the Year
- Earned first team All-America honors from The Athletic, WBCA, and USBWA, and earned second-team honors from Associated Press
- Named Big Ten Freshman of the Year and earned unanimous Big Ten All-Freshman Team, and unanimous first team All-Big Ten honors
- Named to the WBCA All-Region Team
- Tallied 20 Big Ten Weekly honors, including a Big Ten-best 12 freshman honors, a Big Ten record five Big Ten Player of the Week honors as a freshman, and three Player of the Week Honor Roll nods. Minnesota's Amanda Zahui B. previously held the record for most Player of the Week nods by a freshman. Clark's five Big Ten Player of the Week honors as a freshman believed to be an NCAA record.
- ESPN National Player of the Week on Dec. 14 – the first Big Ten freshman to earn the honor
- Dawn Staley Award winner
- Four-time USBWA Tamika Catchings National Freshman of the Week honoree
- Four-time NCAA Starting Five selection
- Selected to the Big Ten All-Tournament team
- Led the nation in assists (214), field goals made (266), final points (799), points per game (26.6), 3-pointers attempted (286), and 3-pointers made (116)
- Finished in second in the nation in assists per game (7.1), 3-pointers per game (3.87), and field goal attempts (564)
- Ranked seventh nationally in free throws made (151), 13th in free throw attempts (176), and 32nd in free throw percentage (86.8)
- Recorded nine double-doubles and one triple double on the season
- Letterwinner

High School

- Five-star recruit, ranking fourth overall and second at guard by ESPN
- Two-time gold medalist as a member of Team USA after winning the 2017 U16 FIBA Americas Tournament and 2019 U19 FIBA World Cup Tournament
- Played at Dowling Catholic led by head coach Kristin Meyer.
- Two-time MaxPreps high school All-America, Naismith All-America, and USA Today All-USA honoree
- Named Gatorade Iowa Girls' Basketball Player of the Year after junior season
- Three-time Iowa Girls Coaches Association All-State and Des Moines Register All-State selection, as well as two-time Iowa Basketball Coaches Association All-State and Iowa Print Writers Association All-State selection
- Selected to the 2019 IGHSAU State Tournament team
- Three-time Iowa Basketball Coaches Association all-region selection and Iowa Girls Coaches Association all-district selection
- Three-time all-conference selection, unanimous as a junior, and conference Player of the Year as a sophomore
- Holds two state records, including the 5A record for most points in a game (60) and most 3-pointers made in a game (13)
- Tops the 5A State Tournament Record Book for points scored (42) and 3-pointers made (7) in a tournament game.
- Averaged 32.5 points, seven rebounds, 3.5 assists, and 2.2 steals per game during junior season
- Averaged 27.1 points, 6.5 rebounds, 4.0 assists, and 2.3 steals per game as a sophomore and 15.3 points, 3.3 rebounds, 4.7 assists, and 2.25 steals per game as a freshman
- As a member of All Iowa Attack, won the 2018 Nike GEYBL National Championship and was runner-up in 2017 and 2019 under head coach Dickson Jensen and assistant coaches Randy Mauro and Ken Johnson.
- Member of the National Honors Society and Presidential Honor Roll

Personal

- Daughter of Brent Clark and Anne Nizzi-Clark
- Business major
- Clark has two brothers, Blake and Colin
- Eleven of Clark's family members have played collegiate sports, including her dad, who played baseball and basketball at Simpson College, and her older brother Blake, who plays football at Iowa State.

Career Highs

- Points:** 46 at Michigan, 2/6/22
- Rebounds:** 13, 2x, last at Minnesota, 1/20/22
- FGM:** 18 vs. Evansville, 1/2/22
- FGA:** 29 at Michigan, 2/6/22
- 3-pt FG:** 9 at Maryland, 2/23/21
- 3-pt FGA:** 17 vs. South Carolina, 3/31/23
- FTM:** 14 at Purdue, 1/13/22
- FTA:** 16, 2x, last at Kansas State, 11/17/22
- Assists:** 18 at Penn State, 1/25/22
- Steals:** 5, 2x, last vs. Iowa State, 12/7/22
- Blocks:** 3 vs. Northwestern, 3/4/22



IOWA WOMEN'S BASKETBALL

MEET THE HAWKEYES

1 - Molly Davis

Guard, 5-7, Fifth Year

Midland, Michigan

(H.H. Dow HS/Central Michigan)



- **2022-2023**
- Had 2 blocks against Oregon State (11/25) to set a new single-game high.
- Recorded a season-high 17 points against Rutgers (2/12), going 5-7 from the floor and 5-5 from the charity stripe.
- Made her first start as a Hawkeye against No. 2 Ohio State. (Jan. 23)
- Letter winner and made the Dean's List.
- **2021-22 at CMU**
- Earned Second Team All-MAC honors
- Led team with an 18.6 points per game scoring average
- Matched her career high with 32 points at Northeastern and versus Northern Illinois
- Made 81.7 percent of her free throws
- Ranked fifth in the MAC in scoring, free throw percentage and minutes per game (35.9)
- Averaged 2.2 3-pointers per game, ranking seventh in the league
- Appeared in 24 games, all starts
- Scored in double figures in 20 games
- Ranks first in Central Michigan history with a 17.7 points per game average; 11th in points (1,434); seventh in assists (346); sixth in career free throw percentage (.794); eighth in career 3-pointers (187)
- **2020-21 at CMU**
- Started all 27 games, averaging a team-high 37.9 minutes per contest
- Ranked No. 6 in the MAC and No. 23 nationally in scoring with 20.8 points per game
- First Team All-MAC
- Scored in double figures in all 27 contests
- Led league and ranked 13th in country with 76 3-pointers
- Led team and ranked fifth in the MAC by converting 82.8 percent of free throw attempts
- Ranked second on the team in assists (101) and steals (45)
- Tallied a career-high 33 points versus Ohio in MAC Tournament semifinal
- Posted 23 points in MAC Tournament championship game win over Bowling Green
- Voted to MAC All-Tournament Team
- Recorded double-double with 23 points and 10 rebounds at Ohio
- Scored 32 points and matched a career high with six triples at Akron

- Made a career-best five steals versus Iowa in the NCAA Tournament
- Academic All-MAC
- **2019-20 at CMU**
- Earned All-MAC Second Team and MAC All-Freshman Team honors
- Team's second leading scorer and ranked 12th in the MAC with 14.3 points per game
- converted 39.5 percent from 3-point range to lead CMU and rank third in the MAC
- Ranked fifth in the MAC with a .489 field goal percentage
- Averaged a team-best 4.4 assists per game, ranking fifth in the league
- Scored in double digits in 20 games
- MAC West Player of the Week (Feb. 5)
- Posted double-double with 15 points and a season-high 10 assists in her first collegiate game, versus Green Bay
- Tallied 21 points and hauled in a season-best 10 rebounds versus Dayton
- Poured in a season-best 28 points versus Toledo and matched it with 28 at Buffalo
- **High School**
- Totaled 832 points during her first three years at Dow, and averaged a team-best 17.1 points per game in 2017-18
- Earned second team all-state honors during her junior year and all-state honorable mention as sophomore
- Garnered First Team All-Saginaw Valley League accolades in both her sophomore and junior seasons
- Helped lead the Chargers to a Class A district championship in 2016-17
- Voted Dream Team Most Valuable Player by the Midland Daily News in 2018
- Played for the Michigan Mystics AAU team in 2017 and 2018
- **Personal**
- Born on 8/21/00 in Lafayette, Indiana
- Health and Human Physiology major
- Parents are Ted and Melinda Davis
- Father played football at Franklin College
- Older sibling, Trevor, played basketball at the University of Northwood
- **Career Highs**
- **Points:** 33 vs. Ohio, 3/12/21
- **Rebounds:** 10, 2x, last at Ohio, 1/2/21
- **FGM:** 12 at Akron, 1/23/21
- **FGA:** 28 at Toledo, 1/12/22
- **3-pt FG:** 6, 2x, last at Akron, 1/23/21
- **3-pt FGA:** 14 at Green Bay, 12/20/21
- **FTM:** 12 vs. Northern Illinois, 3/10/21
- **FTA:** 14 vs. Northern Illinois, 3/10/21
- **Assists:** 12 at Buffalo, 12/29/21
- **Steals:** 5, 2x, last at Northeastern, 11/26/21
- **Blocks:** 2 vs. Oregon St., 11/25/22

CAREER STATISTICS (CENTRAL MICHIGAN*)

YEAR	GP/GS	FG-FGA	PCT	3-PT	PCT	FT-FTA	PCT	O-D=RB	AVG	PF-DI	AST	TO	BLK	STL	PTS	AVG
Fresh.*	30/30	155-317	.489	60-152	.395	60-84	.714	18-110=128	4.3	83-2	133	106	4	40	430	14.3
Soph.*	27/27	195-398	.490	76-200	.380	96-116	.828	28-98=126	4.7	74-1	101	95	8	45	562	20.8
Junior*	24/24	150-378	.397	52-186	.280	94-115	.817	18-72=90	3.8	58-4	112	97	7	30	446	18.6
Senior	38/2	46-103	.447	16-51	.314	35-40	.875	10-40=50	1.3	50-0	63	42	7	25	143	3.8
TOTALS	119/83	546-1196	.457	204-586	.346	285-355	.803	74-320=394	3.3	265-7	409	340	26	140	1581	13.3



MEET THE HAWKEYES

34 - AJ Ediger

Forward, 6-2, Junior
Hudsonville, Michigan
(Hamilton HS)



- **2022-23**
- Scored a season-high 10 points against Dartmouth and recorded four rebounds (Dec. 21)
- Letter winner.
- **2021-22**
- Played in 14 games
- Made collegiate debut against New Hampshire, knocking down two free throws
- Made first NCAA Tournament appearance against Illinois State
- Scored a season-high six points at Penn State and recorded three rebounds against three opponents
- Letterwinner
- **High School**
- Ranked No. 47 in the 2021 signing class by ESPN
- Played at Hamilton High School under head coach Jackie Schwark
- Three-time Holland Sentinel Dream Team, Grand Rapids Dream Team, all-region, and all-conference selection
- Named to the all-state team as a sophomore and Best of the Best team, highlighting the best 16 players across the state from all divisions by the Basketball Coaches Association of Michigan
- As a junior, averaged 22 points and 12 rebounds per game, leading Hamilton to a regional championship before the season was canceled due to the COVID-19 pandemic.
- As a sophomore, averaged 21 points, 10 rebounds, and 3 steals per game, advancing team to the state semifinals
- As a freshman, averaged 12 points and 6 rebounds per game, helping her team to the quarterfinals in the state tournament
- Helped team to two conference championships as a freshman and sophomore, while finishing third as a junior
- Played for West Michigan Drive AAU team under head coach Larry Copeland, placing third in the National Blue Star Championship Tournament in 2019
- Three-time all-region and all-conference selection on the volleyball team at Hamilton as well as all-state honoree as a sophomore and junior
- Received Division I offers to play volleyball, but ultimately chose to continue her basketball career
- Earned varsity letter as a freshman and sophomore on the track and field team, throwing discus and shot put – junior season was canceled due to the COVID-19 pandemic.
- High Honor Roll student

- **Personal**
- Daughter of Jay and Annette Ediger
- Interdepartmental Studies major
- Has three older sisters, Abi, Annaka, and Aarika
- Ediger has seven family members that have played college athletics, including her dad, Jay, who played football at Wheaton College, mom, Annette, who played basketball and ran track at Calvin college, and all three sisters, Abi, and Annaka played basketball and ran track at Calvin College and Aarika plays softball at Hope College.
- **Career Highs**
- **Points:** 10 vs. Dartmouth, 12/21/22
- **Rebounds:** 4, 2x, last vs. Dartmouth, 12/21/22
- **FGM:** 5 vs. Dartmouth, 12/21/22
- **FGA:** 7 vs. Dartmouth, 12/21/22
- **3-pt FG:** ---
- **3-pt FGA:** 1, 2x, last vs. Illinois, 1/23/22
- **FTM:** 2, 3x, last vs. Evansville, 11/10/22
- **FTA:** 3 vs. Evansville, 11/10/22
- **Assists:** 2 at Nebraska, 1/9/22
- **Steals:** 1 at Wisconsin, 12/4/22
- **Blocks:** ---



CAREER STATISTICS

YEAR	GP/GS	FG-FGA	PCT	3-PT	PCT	FT-FTA	PCT	O-D=RB	AVG	PF-DI	AST	TO	BLK	STL	PTS	AVG
Fresh.	14/0	9-20	.450	0-2	.000	2-2	1.000	4-11=15	1.1	4-0	3	4	0	0	20	1.4
Soph.	17/0	12-20	.600	0-0	.000	5-7	.714	9-9=18	1.1	5-0	4	0	0	1	29	1.7
TOTALS	31/0	21-40	.525	0-2	.000	7-9	.778	13-20=33	1.1	9-0	7	4	0	1	49	1.6




MEET THE HAWKEYES

4 - Kylie Feuerbach

Guard, 6-0, RS Junior

Sycamore, Illinois

(Sycamore HS/Iowa State)



- **2022-23**
- Missed entire season due to an injury.
- Letter winner.
- **2021-22**
- Played all 32 games and started two in her first season as a Hawkeye
- Dished out season-high assists (6) in home opener against New Hampshire (Nov. 9)
- Scored season-high points (10) against Illinois (Jan. 23)
- Pulled down season-high rebounds (5) against Evansville (Jan. 3)
- Made first career start as a Hawkeye at Wisconsin (Feb. 3)
- Pulled down four rebounds and scored seven points against No. 6/5 Michigan (Feb. 27), while shooting 3-for-3 from the field, including a 3-pointer.
- Letterwinner
- **2020-21**
- Played freshman season for the Iowa State Cyclones under head coach Bill Fennelly.
- Started 24 of the Cyclones' 28 games during the 2020-21 season, including the Cyclones' NCAA First and Second Round tournament games against Michigan State and Texas A&M.
- Averaged 5.5 points and 3.1 rebounds per game, while shooting 36 percent from the field on the season.
- Tallied a career-best three blocks in her career debut against Nebraska-Omaha
- Registered career-high points (17) against Kansas State (Dec. 18)
- Scored 10 or more points in six contests
- Pulled in a season-best seven rebounds against Texas A&M (Mar. 24)
- Earned Big 12 Freshman of the Week, twice (Feb. 1, Mar. 9)
- **High School**
- As a four-year starter for Sycamore High School, she averaged 19.9 points, 7.3 rebounds, 4.5 steals and 1.6 blocks
- Four-year letterwinner at Sycamore High School, closing her high school career with over 2,000 points
- Named to the First-Team All-State by the Associated Press and was a three-time Daily Chronicle Girls Basketball Player of the Year
- Member of the All-Iowa Attack AAU squad, alongside teammate Caitlin Clark, that claimed a national title in 2018 at the prestigious Nike EYBL tournament, where she netted the game-winning 3-pointer in the championship game in

front of NBA great Kevin Durant

- Finished as the national runner up in the 2019 Nike EYBL tournament
- Ranked No. 71 overall in her recruiting class by ESPN
- Letterwinner

- **Personal**
- Daughter of Steve and Lisa Feuerbach
- Business major
- Has two brothers, Nick and Isaiah and two sisters, Alyssa and Faith
- Born on May 21, 2001

- **Career Highs**
- **Points:** 10 vs. Illinois, 1/23/22
- **Rebounds:** 5 vs. Evansville, 1/2/22
- **FGM:** 4, 2x, last vs. Illinois, 1/23/22
- **FGA:** 8, 3x, last vs. Evansville, 1/2/22
- **3-pt FG:** 2, 2x, last vs. Illinois, 1/23/22
- **3-pt FGA:** 15 vs. Illinois, 1/23/22



CAREER STATISTICS

YEAR	GP/GS	FG-FGA	PCT	3-PT	PCT	FT-FTA	PCT	O-D=RB	AVG	PF-DI	AST	TO	BLK	STL	PTS	AVG
Fresh.	32/2	36-85	.424	11-36	.306	25-29	.862	7-35=42	1.3	37-0	31	43	6	15	108	3.4



MEET THE HAWKEYES

40 - Sharon Goodman

Center, 6-3, RS Junior
Lime Springs, Iowa
(Crestwood HS)



- **2022-23**
- Set a new season-high four points at Wisconsin (Dec. 4)
- Elite 90 award recipient at the Final Four for having a 4.0 GPA.
- Letter winner.
- **2021-22**
- Did not play due to a torn ACL
- Earned Academic All-Big Ten honors and named a Big Ten Distinguished Scholar with a perfect 4.0 GPA
- Dean's List and President's List honoree with a 4.0 GPA for the fall semester
- **2020-21**
- Played in 30 games, averaging 8.7 minutes per game
- Pulled in a season's best nine rebounds against Western Illinois
- Set personal-best 12 points against Western Illinois
- Recorded a career high 16 minutes against Michigan (Dec. 25)
- Tallied two double-figure games
- Shot 24-for-29 (.828) from the free-throw line
- Letterwinner
- **High School**
- Played at Crestwood High School under head coach Dale Dennler
- Two-time first team all-state, first team all-conference, and first team all-district, as well as 3A Player of the Year as a junior and all-tournament selection as a sophomore
- As a freshman, averaged 7.2 points, 4.8 rebounds, 1.1 blocks and helped her team to a conference championship and a quarterfinal finish in the state tournament
- As a sophomore, averaged 19.9 points, 7.1 rebounds, 1.9 blocks, guiding her team to a state and conference championship
- As a junior, averaged 23.2 points, 12.8 rebounds, 4.2 blocks to earn a runner-up finish in the conference and a trip to the state quarterfinals
- Currently holds school single-season records for points (518), scoring average (23.2), and rebounds (269)
- Holds school single-game records in points (42) and rebounds (21)
- Played for the Iowa Barnstormers (Nathan Koch) and the Iowa Lady Martin Bros. (Mickey Hansche)
- Member of National Honor Society and High Honor Roll

- **Personal**
- Daughter of Brian and Connie Goodman
- Health and Human Physiology major
- Has two siblings, Laura Ott and Matthew Goodman
- Goodman's dad, Brian, played football at Northwest Missouri State University and brother, Matthew, played basketball at Buena Vista University
- **Career Highs**
- **Points:** 12 vs. Western Illinois, 12/22/20
- **Rebounds:** 9 vs. Western Illinois, 12/22/20
- **FGM:** 4, 2x, last vs. Western Illinois, 12/20/20
- **FGA:** 9 vs. Western Illinois, 12/20/20
- **3-pt FG:** ---
- **3-pt FGA:** ---
- **FTM:** 5 vs. Purdue, 1/18/21
- **FTA:** 5 vs. Purdue, 1/18/21
- **Assists:** 1, 5x
- **Steals:** 1, 7x
- **Blocks:** 2, 4x



CAREER STATISTICS

YEAR	GP/GS	FG-FGA	PCT	3-PT	PCT	FT-FTA	PCT	O-D=RB	AVG	PF-DI	AST	TO	BLK	STL	PTS	AVG
Fresh.	30/0	44-80	.550	0-0	.000	24-29	.828	21-42=63	2.1	47-0	3	15	16	5	112	3.7
Soph.	13/0	10-21	.476	0-0	.000	2-2	1.000	1-7=8	0.6	3-0	2	4	2	2	22	1.7
TOTALS	43-0	54-101	.535	0-0	.000	26-31	.839	22-49=71	1.7	50-0	5	19	18	7	134	3.1



23 - Jada Gyamfi

Forward, 6-1, Sophomore

Johnston, Iowa
(Johnston HS)



- 2022-23
- Ranked No. 68 by World Exposure Report of top newcomers to watch
- Made first collegiate debut against Dartmouth (Dec. 21)
- Letter winner
- High School
- 2022 Class 5A Iowa State Champion during senior season and was runner-up during junior season at Johnston High School
- CIML Conference Champion junior and senior seasons
- Named to Iowa All-Tournament, all-region and all-district teams as a junior and senior
- Earned first team honors from the Iowa Girls Coaches Association and Iowa Print Sports Writers Association as a junior and senior and was a second team IPSWA honoree as a sophomore
- Second team all-conference as a freshman at Johnston High School before earning first team all-conference honors as a sophomore, junior and senior
- Named team MVP sophomore, junior and senior seasons as well as Offensive Player of the Year, Captain award, top rebounder and most efficient
- Played for All Iowa Attack (2017-2021) under Dickson Jensen, Randy Mauro and Allen Jones, winning three Nike National Championships, two Boo Williams Championships and recorded an undefeated season in 2020
- Played for Kingdom Hoops (2013-2017) under Ryan Carpenter and for Iowa Heirs under Jamie Gyamfi
- Four-time Academic All-Conference recipient
- Personal
- Born on March 22, 2004
- Daughter of Jamie and Nana Gyamfi

- Sport and Recreation Management major
- Has three siblings, Katre, Chancellor and Maya
- Sister, Maya, played basketball at Northern Iowa; brother, Chancellor, was a first team All-American on the Iowa Western football team; mother, Jamie played basketball at Ellsworth before transferring to Mt. Mercy to play basketball and golf; aunt, Melanie House, played basketball and golf at Luther College

- Career Highs
- Points: 4 vs. Rutgers, 2/12/23
- Rebounds: 4 vs. Dartmouth, 12/21/22
- FGM: 1, 2x, last vs. Rutgers, 2/12/23
- FGA: 2, 2x, last vs. Penn State, 1/14/23
- 3-pt FG: 1 vs. Rutgers, 2/12/23
- 3-pt FGA: 2 vs. Penn State, 1/14/23
- FTM: 1 vs. Rutgers, 2/12/23
- FTA: 2 vs. Rutgers, 2/12/23
- Assists: 1, 4x
- Steals: 1 vs. Penn State, 1/14/23
- Blocks: ---



CAREER STATISTICS

YEAR	GP/GS	FG-FGA	PCT	3-PT	PCT	FT-FTA	PCT	O-D=RB	AVG	PF-DI	AST	TO	BLK	STL	PTS	AVG
Fresh.	8-0	2-7	.286	1-4	.250	1-2	.500	2-6=8	1.0	1-0	4	3	0	1	6	0.8
TOTALS	8-0	2-7	.286	1-4	.250	1-2	.500	2-6=8	1.0	1-0	4	3	0	1	6	0.8



MEET THE HAWKEYES

24 - Gabbie Marshall

Guard, 5-9, Fifth Year
Cincinnati, Ohio
(Mount Notre Dame)



- **2022-23**
- Started all 38 games for the Hawkeyes
- Tabbed College Sports Communicators Academic All-District honorees
- Named Big Ten All-Tournament Team
- Had season-high 21 points against No. 5 Maryland (March 4)
- Ranks eighth all-time for career 3-pointers made with 193.
- Tied her career-high of seven 3-pointers in a single game
- Her 13 three-pointers were third-most in one Big Ten Tournament
- Tied a season-high with four steals against Louisville (March 26)
- In postseason play, she was 25-50 from 3-point range.
- Letter winner and made the Dean's List
- **2021-22**
- Started 30 games, missing two due to injury
- Recorded season-high steals (4), five times, at Duke, against UCF, at Minnesota, against Maryland (Feb. 14) and against Northwestern (March 4) averaging 1.7 steals per game.
- Scored season-high points (16) at Minnesota, shooting 6-for-7 from the field
- Recorded season-high assists (5) against Illinois (Jan. 23) and Illinois State
- Scored in double figures six times and registered three or more assists in 12 games
- Earned Academic All-Big Ten honors and named a Big Ten Distinguished Scholar
- Dean's List honoree
- Letterwinner
- **2020-21**
- Played in all 30 games, averaging 30 minutes.
- Netted a career-high 27 points against Rutgers (March 11), draining a season-best seven 3-pointers and going 7-for-11 from the 3-point line
- Dished out six assists to tie her most against Rutgers (Dec. 31)
- Tallied a team-leading 57 steals, ranking 57th in the country
- Scored in double figures in 13 games.
- Pulled in a season-best seven rebounds against Rutgers (March 11)
- Named to the Academic All-Big Ten team
- Letterwinner
- **2019-20**
- Played in all 30 games, making her first collegiate start against North Alabama (Nov. 14)
- Netted a career-high 22 points at Rutgers, draining a season best six three-pointers and going 4-for-4 from the 3-point line
- Dished out six assists versus Illinois (Dec. 31)
- Scored 11 or more points in five contests
- Pulled in a season best, three rebounds, against Minnesota (Feb. 27)

- Ranked fourth on the team for most 3-pointers made (34)
- Letterwinner
- **High School**
- Attended Mount Notre Dame High School where she was coached by Dr. Scott Rogers
- Four-time first team all-conference honoree
- Four-time all-district selection, including first team accolades as a junior in 2018
- Three-time all-state selection
- Four-year varsity letterwinner
- Named Mount Notre Dame's Most Valuable Player and Offensive Player of the Year in 2017, 2018, and 2019
- Earned team Defensive Player of the Year honors in 2016
- Two-time conference champion
- 2017 and 2019 state champion
- GGCL Conference Player of the Year
- McDonald's All-American Nominee and USA Today All-USA Ohio Second Team
- Started 29 games as a senior, leading Mount Notre Dame in steals (73) and three-pointers (42.6 percent)
- Shot 53.2 percent from 3-point range and 50.5 percent from the field as a junior
- Started 21 games as a junior, leading Mount Notre Dame in scoring (15.6), steals (3.0), and three-pointers (53.2 percent)
- Started all 30 games as a sophomore in 2017, averaging 13.9 points, 2.5 rebounds, 1.9 assists, and 3.2 steals per game to lead Mount Notre Dame to a state championship
- Started 23 games as a freshman in 2016, averaging 11.4 points, 3.1 rebounds, 2.4 assists, and 2.7 steals to lead her team to a conference championship
- Played for Sports City U under head coach Bryce McKey
- **Personal**
- Daughter of Ernest and Marne Marshall
- Health and Human Physiology Major
- Father played four years of basketball at Bellarmine University
- Mother played a year of basketball at Aquinas College
- Has three siblings: Noah, Luke, and Lily
- **Career Highs**
- **Points:** 27 vs. Rutgers, 3/11/21
- **Rebounds:** 7 vs. Rutgers, 3/11/21
- **FGM:** 10 vs. Rutgers, 3/11/21
- **FGA:** 15 vs. Rutgers, 3/11/21
- **3-pt FG:** 7, 2x, last vs. Maryland 3/4/23
- **3-pt FGA:** 13 vs. Maryland 3/4/23
- **FTM:** 5 vs. Purdue, 1/18/21
- **FTA:** 5 vs. Purdue, 1/18/21
- **Assists:** 6, 2x, last vs. Rutgers, 12/31/20
- **Steals:** 6 vs. Western Illinois, 12/22/20
- **Blocks:** 1, 10x

CAREER STATISTICS

YEAR	GP/GS	FG-FGA	PCT	3-PT	PCT	FT-FTA	PCT	O-D=RB	AVG	PF-DI	AST	TO	BLK	STL	PTS	AVG
Fresh.	30/1	49-125	.392	34-91	.374	17-24	.708	5-19=24	0.8	28-0	37	19	1	22	149	5.0
Soph.	30/30	96-212	.453	57-121	.471	24-28	.857	14-48=62	2.1	47-1	58	34	3	57	273	9.1
Junior	30/30	67-163	.411	44-112	.393	25-33	.758	10-43=53	1.8	42-0	63	32	4	50	203	6.8
Senior	38-38	83-211	.393	58-153	.379	12-19	.632	8-54=62	1.6	45-0	59	30	2	62	236	6.2
TOTALS	128-99	295-711	.415	193-477	.405	78-104	.750	37-164=201	1.6	162-1	217	115	10	191	861	6.7



20 - Kate Martin

Guard, 6-0, Graduate Student
Edwardsville, Illinois
(Edwardsville HS)



- **2022-23**
- Started all 38 games for the Hawkeyes
- Big Ten Sportsmanship Award
- Set career-high 20 points against UConn (Nov. 27) going 6-for-6 from behind the arc.
- Netted 19 points against No. 2 Indiana (Feb. 26)
- Dished out a career-high 13 assists vs Dartmouth (Dec. 21)
- Ranks 12th all-time in career assists (385)
- Netter her 600th career point against Michigan (Jan. 7)
- Registered first double-double of the season against No. 2 Ohio State with 13 points, 11 rebounds, and 4 assists.
- Had 10 points, seven assists, and nine rebounds against No. 5 Maryland (March 4)
- Scored double digits 11 times this year
- Letter winner
- **2021-22**
- Started all 32 games for the Hawkeyes
- Earned Iowa's Big Ten Sportsmanship Award
- Scored season-high 15 points against Northwestern (March 4), going 5-for-5 from the field
- Registered career-high rebounds (11) against Nebraska (March 5)
- Recorded three blocks against Wisconsin (Feb. 3), Michigan (Feb. 6) and Illinois State
- Scored double digits in nine games, averaging 7.3 points per game.
- Ranked 81st in assist turnover ratio (1.79)
- Recorded season-high assists (8) in the Big Ten Championship game against Indiana (March 6)
- Earned Academic All-Big Ten honors and named a Big Ten Distinguished Scholar
- Dean's List honoree
- Letterwinner
- **2020-21**
- Played in all 30 games, averaging 30.7 minutes a game.
- Established a career-best 19 points against Penn State (Feb. 18), netting a personal-best five 3-pointers and draining 5-of-5 from beyond the arc
- Pulled in a career-best eight rebounds against Nebraska (March 6)
- Played 38 minutes, twice, last against Iowa's win over Rutgers (March 11)
- Earned Iowa's Big Ten Sportsmanship Award
- Named to the Academic All-Big Ten team
- Team captain

- Letterwinner
- **2019-20**
- Played in 24 games
- Set career best eight points at Northern Iowa and tied it against North Carolina Central
- Pulled in a season best seven rebounds against Towson during the Puerto Rico Classic
- Letterwinner
- **2018-19**
- Redshirted
- **High School**
- Played at Edwardsville High School
- Team won the Southwestern Conference her freshman, sophomore and junior year
- Helped lead the team to a runner-up State Tournament finish in 2017 and a semifinal appearance in 2018
- Averaged 16.2 points, 5.9 rebounds, 2.88 assists and 2.13 steals in her senior year
- First-team all-state her senior season and second-team all-state her junior season
- Scored over 1,000 points
- Three-year starter
- Earned second-team all-state and all-Southwestern Conference honors
- Played AAU with Blue Star St. Louis
- Also played volleyball
- **Personal**
- Parents are Matthew and Jill Martin
- Sport and Recreation Management major
- Father played football at Western Illinois
- Has two siblings: Kennedy and Trevor
- Kennedy played basketball at Truman State University
- **Career Highs**
- **Points:** 20 vs. UConn 11/27/22
- **Rebounds:** 11 vs. Nebraska, 3/5/22
- **FGM:** 7, 2x, last vs. UConn 11/27/22
- **FGA:** 13 vs. Indiana, 3/6/22
- **3-pt FG:** 6 vs. UConn 11/27/22
- **3-pt FGA:** 8 vs. Ohio State, 1/23/23
- **FTM:** 8 vs. Colorado, 3/24/23
- **FTA:** 11 vs. Colorado, 3/24/23
- **Assists:** 13 vs. Dartmouth, 12/21/22
- **Steals:** 4, 2x, last vs. Purdue, 3/10/21
- **Blocks:** 3, 3x, last vs. Illinois State, 3/18/22

CAREER STATISTICS

YEAR	GP/GS	FG-FGA	PCT	3-PT	PCT	FT-FTA	PCT	O-D=RB	AVG	PF-DI	AST	TO	BLK	STL	PTS	AVG
Fresh.	24/0	21-64	.328	4-22	.182	12-16	.750	13-0=43	1.8	18-0	18	16	3	8	58	2.4
Soph.	30/30	78-181	.431	28-79	.354	27-32	.844	44-88=132	4.4	67-2	120	48	9	37	211	7.0
Junior	32/32	86-190	.453	20-70	.286	37-50	.740	39-119=158	4.9	78-3	111	62	23	36	229	7.2
Senior	38/38	100-214	.467	46-111	.414	45-54	.833	27-131=158	4.2	75-1	136	63	15	33	291	7.7
TOTALS	124/100	285-649	.439	98-282	.348	121-152	.796	123-368=491	4.0	238-6	385	189	50	114	789	6.4



MEET THE HAWKEYES

2 - Taylor McCabe

Guard, 5-9, Sophomore
Fremont, Nebraska
(Fremont HS)



- **2022-23**
- Ranked No. 78 by World Exposure Report of top newcomers to watch.
- Had career-high 12 points against Rutgers (2/12), going 4-7 from behind the arc.
- Letter winner and Dean's List.
- **High School**
- 2022 Nebraska Gatorade Player of the Year and Nebraska Coaches Association Player of the Year
- Ranked No. 88 recruit nationally by ESPN in 2022 - the only ranked Nebraska player
- 2022 Class A Nebraska State Champion during senior season and was runner-up during junior season under Kelly Flynn
- Three-time first team Nebraska Super State honoree and earned second team honors as a freshman
- Accumulated over 2000 career points - the first Nebraska Class A guard to achieve the feat
- Broke Nebraska Class A 3-point record as a freshman and finished high school career with 389 career 3-pointers
- Holds the Fremont records for most 3-pointers in a game (9), season (107) and career (389) as well as career points (2313) and steals in a season and career
- Two-time Class A HAC Champions and two-time runners up
- Played for All Iowa Attack (2020-21) under Dickson Jensen, winning the 2021 Nike Nationals Tournament and earned second-team honors
- Ran cross country, finishing runner up in the 2022 Class A State Championship, and track and field, finishing first in the 4x800-meter relay, second in the 4x400-meter relay and third in the 800 meters and helping team to the 2021 Nebraska State Championship title
- Fremont High's Class of 2022 Honor Key Student (top Honors student of the class), four-year academic letter-winner, member of National Honors Society and Spanish National Honors Society, and received departmental honors in Math, Science, and Social Sciences.
- **Personal**
- Daughter of Ryan and Dana McCabe

- Civil Engineering major
- Has three siblings, Peyton, Colin and Declan
- **Career Highs**
- **Points:** 12 vs. Rutgers, 2/12/23
- **Rebounds:** 3 vs. Rutgers, 2/12/23
- **FGM:** 4 vs. Rutgers, 2/12/23
- **FGA:** 8 vs. Southern University, 11/7/22
- **3-pt FG:** 4 vs. Rutgers, 2/12/23
- **3-pt FGA:** 8 vs. Southern University, 11/7/22
- **FTM:** ---
- **FTA:** ---
- **Assists:** 2, 2x, last vs. Southeastern La. 3/17/23
- **Steals:** 1, 4x
- **Blocks:** ---



CAREER STATISTICS

YEAR	GP/GS	FG-FGA	PCT	3-PT	PCT	FT-FTA	PCT	O-D=RB	AVG	PF-DI	AST	TO	BLK	STL	PTS	AVG
Fresh.	18-0	21-54	.389	20-48	.417	0-0	.000	1-9=10	0.6	8-0	7	6	0	4	62	3.4
TOTALS	18-0	21-54	.389	20-48	.417	0-0	.000	1-9=10	0.6	8-0	7	6	0	4	62	3.4



IOWA WOMEN'S BASKETBALL

MEET THE HAWKEYES

44 - Addison O'Grady

Forward/Center, 6-3, Junior
Aurora, Colorado
(Grandview)



- **2022-23**
- Set a season-high against SELA with six points and five boards.
- Letter winner.
- **2021-22**
- Played in all of Iowa's 32 games this season
- Earned Big Ten Freshman of the Week honors on Jan. 3 -- her first Big Ten Weekly honor
- Recorded first career double-double against Evansville with 14 points and 12 rebounds
- Scored a season-high 16 points against Wisconsin (Feb. 3), shooting 7-for-9 from the field
- Recorded career-high four blocks versus Nebraska (March 5)
- Made first NCAA Tournament appearance against Illinois State (March 18) with seven points, two rebounds and a steal
- Dean's List honoree
- Letterwinner
- **High School**
- Played at Grandview High School under head coach Josh Ulitzky
- Contributed to state championships during her freshman and junior seasons as well as a runner-up finish as a sophomore and three consecutive conference championships
- Earned all-state honors as a junior and tabbed all-league honors as a freshman, sophomore, and junior
- Averaged 10.9 points, 6.4 rebounds, 2.2 assists, and 1.6 blocks per game as a junior
- As a sophomore, averaged 9.9 points, 6.0 rebounds, 3.0 assists, and 1.3 blocks per game
- Averaged 7.8 points, 5.7 rebounds, 1.3 assists, and 2.3 blocks as a freshman
- Played six years for Colorado Premier Basketball Club under head coach Keith Van Horn, earning Elite Youth Basketball League Top-Defensive Team honors
- Played volleyball at Grandview, earning all-league honors and helping team to a seventh-place finish at the state tournament in consecutive seasons
- Earned AP Scholar with Distinction and Aurora Scholar honors, while ranking in the top-three percent of her class

- **Personal**
- Daughter of Mary and Jack O'Grady
- Chemical Engineering major
- Has two siblings, her twin, Jori, and younger brother, Jackson
- Mother played basketball at the University of South Dakota
- **Career Highs**
- **Points:** 16 at Wisconsin, 2/3/22
- **Rebounds:** 12 vs. Evansville, 1/2/22
- **FGM:** 7, 2x, last vs. Evansville, 1/2/22
- **FGA:** 10 vs. Evansville, 1/22/22
- **3-pt FG:** 1 vs. Southern University,, 11/7/22
- **3-pt FGA:** 3 vs. Southern University, 11/17/21
- **FTM:** 2, 9x
- **FTA:** 4 vs. LSU, 4/2/23
- **Assists:** 2, 2x, last vs. Michigan, 2/27/22
- **Steals:** 2, 2x, last vs. Michigan State, 12/5/21
- **Blocks:** 4 vs. Nebraska, 3/5/22



CAREER STATISTICS

YEAR	GP/GS	FG-FGA	PCT	3-PT	PCT	FT-FTA	PCT	O-D=RB	AVG	PF-DI	AST	TO	BLK	STL	PTS	AVG
Fresh.	32/0	58-109	.532	0-4	.000	15-19	.789	32-48=80	2.5	35-0	11	23	26	8	131	4.1
Soph.	32/0	28-45	.622	1-1	1.000	8-16	.500	14-31=45	1.4	17-0	5	8	10	2	65	2.0
TOTALS	64/0	86-154	.558	1-5	.200	23-35	.657	46-79=125	2.0	52-0	16	31	36	10	196	3.1



MEET THE HAWKEYES - FRESHMEN

45 - Hannah Stuelke

Forward, 6-2, Sophomore
Cedar Rapids, Iowa
(Washington HS)



- **2022-23**
- Led all freshmen in minutes this year
- **2022-23 Big Ten Sixth Player of the Year**
- Scored a career-high 17 points and grabbed 9 rebounds against Northwestern (Jan. 11).
- Registered her first career double-double with 11 points and a career-high 10 rebounds.
- Had scored in double digits 11 times this year.
- Grabbed a career-high 13 rebounds against No. 2 Ohio State (Jan. 23)
- Letter winner.
- **High School**
- Named Iowa Gatorade Player of the Year and Miss Iowa Basketball as a senior at Washington High School
- Ranked No. 45 recruit nationally by ESPN in 2022
- Four-time all-state honoree, earning first team honors as a sophomore, junior and senior and second-team honors as a freshman
- Earned first team all-conference all four years – unanimously sophomore, junior and senior seasons – and all-district all four years
- Played five years on All Iowa Attack under Dickson Jensen, earning the 2019 Boo Williams Invitational Tournament MVP honor and 2019 Nike Nationals All-Tournament team honors and winning the 2021 Nike Nationals Championship
- Awarded the Washington Tri-Athlete Award for earning varsity letters in three sports
- Played volleyball, earning all-conference honorable mention honors, and was on the track and field team, earning all-conference honors in discus and the 100-meters
- Four-time honoree for the Science and math awards at Washington and earned the foreign language award as a senior
- Member of the Academic Honors Program all four years
- **Personal**
- Daughter of Michael and JoAnna Mantz and Mario Davis
- Open major

- Mother played basketball at Illinois State and Missouri Western
- **Career Highs**
- **Points:** 17 vs. Northwestern, 1/11/23
- **Rebounds:** 13 vs. Ohio State, 1/23/23
- **FGM:** 8 vs. Northwestern, 1/11/23
- **FGA:** 11 vs. Northwestern, 1/11/23
- **3-pt FG:** 1 at Kansas State, 11/17/22
- **3-pt FGA:** 2 vs. Southern University, 11/7/22
- **FTM:** 4 vs. Nebraska, 1/28/23
- **FTA:** 8 at Indiana, 2/9/23
- **Assists:** 3 vs. Evansville, 11/10/23
- **Steals:** 2, 2x, last vs. Rutgers, 2/12/23
- **Blocks:** 2 vs. Purdue, 12/29/22



CAREER STATISTICS

YEAR	GP/GS	FG-FGA	PCT	3-PT	PCT	FT-FTA	PCT	O-D=RB	AVG	PF-DI	AST	TO	BLK	STL	PTS	AVG
Fresh.	37-0	100-164	.610	1-6	.167	40-87	.460	49-95=144	3.9	60-0	21	41	5	18	241	6.5
TOTALS	37-0	100-164	.610	1-6	.167	40-87	.460	49-95=144	3.9	60-0	21	41	5	18	241	6.5



IOWA WOMEN'S BASKETBALL

MEET THE HAWKEYES - FRESHMEN

0 - Kennise Johnson

Guard, 5-4, Freshman

Joliet, Illinois

(Example Academy)



- **High School**
- No. 3 guard in the state of Illinois
- No. 13 overall prospect in Illinois
- In her junior year she won the Prep School National Championship
- Averaged 11.3 PPG, 6.2 APG, 5.9 RPG, and 3.1 SPG in her junior season
- Played for Example Academy under head coach Barry Bradford, who was also her AAU coach for Example Sports

35 - Ava Jones

Forward, 6-2, Freshman

Nickerson, Kansas

(Nickerson HS)



- **High School**
- No. 84 player in ESPN's 2023 HoopGurlz player rankings
- Averaged 20.8 PPG and 15.4 RPG in her junior season
- Reigning 3A girls player of the year in state of Kansas
- MVP of the Central Kansas League
- During her sophomore year, she averaged 20.8 PPG, 15.4 RPG, and 2.4 APG
- In 2021-22, she was named all-Reno County girls player of the year





11/07/2022	Southern U.	W	87-34	7417	(20) CLARK, Caitlin	(9) CLARK, Caitlin
11/10/2022	Evansville	W	115-62	7675	(26) CLARK, Caitlin	(8) WARNOCK, McKenna
						(8) STUELKE, Hannah
11/13/2022	at Drake	Wot	92-86	6424	(36) CZINANO, Monika	(11) CZINANO, Monika
11/17/2022	at Kansas St.	L	83-84	5215	(27) CLARK, Caitlin	(10) CLARK, Caitlin
11/20/2022	Belmont	W	73-62	8227	(33) CLARK, Caitlin	(10) CZINANO, Monika
11/25/2022	vs Oregon St.	W	73-59	2299	(28) CLARK, Caitlin	(9) CLARK, Caitlin
11/27/2022	vs UConn	L	79-86	7168	(25) CLARK, Caitlin	(7) CZINANO, Monika
						(7) CLARK, Caitlin
12/01/2022	NC State	L	81-94	8250	(45) CLARK, Caitlin	(9) CZINANO, Monika
12/04/2022	at Wisconsin	W	102-71	4022	(22) CLARK, Caitlin	(10) CLARK, Caitlin
12/07/2022	Iowa St.	W	70-57	13802	(19) CLARK, Caitlin	(10) CZINANO, Monika
12/10/2022	Minnesota	W	87-64	8946	(32) CLARK, Caitlin	(10) WARNOCK, McKenna
						(10) CLARK, Caitlin
12/18/2022	UNI	W	88-74	13394	(26) CLARK, Caitlin	(8) CLARK, Caitlin
12/21/2022	Dartmouth	W	92-54	8100	(20) CZINANO, Monika	(10) CLARK, Caitlin
					(20) CLARK, Caitlin	
12/29/2022	Purdue	W	83-68	11942	(24) CLARK, Caitlin	(10) STUELKE, Hannah
01/01/2023	at Illinois	L	86-90	4803	(32) CLARK, Caitlin	(6) CZINANO, Monika
						(6) WARNOCK, McKenna
01/07/2023	at Michigan	W	94-85	10731	(28) CLARK, Caitlin	(8) CLARK, Caitlin
01/11/2023	Northwestern	W	93-64	8384	(20) CLARK, Caitlin	(9) CLARK, Caitlin
						(9) STUELKE, Hannah
01/14/2023	Penn St.	W	108-67	12436	(27) CLARK, Caitlin	(10) WARNOCK, McKenna
01/18/2023	at Michigan St.	Wot	84-81	3359	(26) CLARK, Caitlin	(9) CLARK, Caitlin
						(9) STUELKE, Hannah
01/23/2023	at Ohio St.	W	83-72	9955	(28) CLARK, Caitlin	(13) STUELKE, Hannah
01/28/2023	Nebraska	W	80-76	13843	(33) CLARK, Caitlin	(12) CLARK, Caitlin
02/02/2023	Maryland	W	96-82	10671	(42) CLARK, Caitlin	(7) CLARK, Caitlin
02/05/2023	at Penn St.	W	95-51	5228	(23) CLARK, Caitlin	(10) CLARK, Caitlin
02/09/2023	at Indiana	L	78-87	13046	(35) CLARK, Caitlin	(11) WARNOCK, McKenna
02/12/2023	Rutgers	W	111-57	13150	(17) DAVIS, Molly	(5) MARTIN, Kate
						(5) CZINANO, Monika
						(5) STUELKE, Hannah
02/15/2023	Wisconsin	W	91-61	10512	(24) CLARK, Caitlin	(7) STUELKE, Hannah
02/18/2023	at Nebraska	W	80-60	14289	(30) CLARK, Caitlin	(7) CZINANO, Monika
02/21/2023	at Maryland	L	68-96	9065	(18) CLARK, Caitlin	(9) CZINANO, Monika
02/26/2023	Indiana	W	86-85	15056	(34) CLARK, Caitlin	(9) CZINANO, Monika
03/03/2023	vs Purdue	W	69-58	8577	(22) CLARK, Caitlin	(8) CLARK, Caitlin
03/04/2023	vs Maryland	W	89-84	9375	(22) CLARK, Caitlin	(9) MARTIN, Kate
03/05/2023	vs Ohio St.	W	105-72	9505	(30) CLARK, Caitlin	(11) WARNOCK, McKenna
03/17/2023	Southeastern La.	W	95-43	14382	(26) CLARK, Caitlin	(8) CZINANO, Monika
						(8) WARNOCK, McKenna
03/19/2023	Georgia	W	74-66	14382	(22) CLARK, Caitlin	(9) CZINANO, Monika
03/24/2023	vs Colorado	W	87-77	9626	(31) CLARK, Caitlin	(7) CZINANO, Monika
03/26/2023	vs Louisville	W	97-83	11700	(41) CLARK, Caitlin	(10) CLARK, Caitlin
03/31/2023	vs South Carolina	W	77-73	19288	(41) CLARK, Caitlin	(7) MARTIN, Kate
04/02/2023	vs LSU	L	85-102	19482	(30) CLARK, Caitlin	(6) CZINANO, Monika
						(6) WARNOCK, McKenna



IOWA WOMEN'S BASKETBALL

2022-23 STATISTICS

Game Records

Record	Overall	Home	Away	Neutral
ALL GAMES	31-7	17-1	7-4	7-2
CONFERENCE	15-3	9-0	6-3	0-0
NON-CONFERENCE	16-4	8-1	1-1	7-2

Score by Periods

Team	1st	2nd	3rd	4th	OT	TOT
Iowa	828	830	831	803	24	3316
Opponents	632	670	691	719	15	2727

Team Box Score

No.	Player					Total		3-Point		F-Throw		Rebounds													
		GP-GS	MIN	AVG	FG-FGA	FG%	3FG-3FGA	3FG%	FT-FTA	FT%	OFF	DEF	TOT	AVG	PF	DQ	A	TO	BLK	STL	PTS	AVG			
22	CLARK, Caitlin	38-38	1306:44	34.4	338-715	.473	140-360	.389	239-285	.839	15	255	270	7.1	80	1	327	158	20	57	1055	27.8			
25	CZINANO, Monika	38-38	1062:02	27.9	271-402	.674	0-1	.000	108-136	.794	56	190	246	6.5	105	5	52	77	15	29	650	17.1			
14	WARNOCK, McKenna	36-36	1052:49	29.2	135-276	.489	58-151	.384	64-81	.790	45	167	212	5.9	85	2	70	73	15	34	392	10.9			
20	MARTIN, Kate	38-38	1083:15	28.5	100-214	.467	46-111	.414	45-54	.833	27	131	158	4.2	75	1	136	63	15	33	291	7.7			
45	STUELKE, Hannah	37-0	480:47	13.0	100-164	.610	1-6	.167	40-87	.460	49	95	144	3.9	60	0	21	41	5	18	241	6.5			
24	MARSHALL, Gabbie	38-38	1116:26	29.4	83-211	.393	58-153	.379	12-19	.632	8	54	62	1.6	45	0	59	30	2	62	236	6.2			
1	DAVIS, Molly	38-2	634:02	16.7	46-103	.447	16-51	.314	35-40	.875	10	40	50	1.3	50	0	63	42	7	25	143	3.8			
2	MCCABE, Taylor	18-0	139:46	7.8	21-54	.389	20-48	.417	0-0	.000	1	9	10	0.6	8	0	7	6	0	4	62	3.4			
3	AFFOLTER, Sydney	37-0	382:00	10.3	35-73	.479	5-24	.208	31-36	.861	29	57	86	2.3	33	0	37	19	5	14	106	2.9			
44	O'GRADY, Addison	32-0	179:10	5.6	28-45	.622	1-1	1.000	8-16	.500	14	31	45	1.4	17	0	5	8	10	2	65	2.0			
34	EDIGER, AJ	17-0	54:29	3.2	12-20	.600	0-0	.000	5-7	.714	9	9	18	1.1	5	0	4	0	0	1	29	1.7			
40	GOODMAN, Sharon	13-0	42:53	3.3	10-21	.476	0-0	.000	2-2	1.000	1	7	8	0.6	3	0	2	4	2	2	22	1.7			
13	WETERING, Shateah	14-0	88:53	6.3	6-20	.300	4-12	.333	2-6	.333	4	8	12	0.9	8	0	7	10	1	3	18	1.3			
23	GYAMFI, Jada	8-0	26:42	3.3	2-7	.286	1-4	.250	1-2	.500	2	6	8	1.0	1	0	4	3	0	1	6	0.8			
Team											54	73	127					11							
Total		38	7650		1187-2325	.511	350-922	.380	592-771	.768	324	1132	1456	38.3	575	9	794	545	97	285	3316	87.3			
Opponents		38	7650		996-2481	.401	271-894	.303	464-629	.738	404	891	1295	34.1	727	20	538	541	106	316	2727	71.8			

BIG

Game Records

Record	Overall	Home	Away	Neutral
ALL GAMES	15-3	9-0	6-3	0-0
CONFERENCE	15-3	9-0	6-3	0-0
NON-CONFERENCE	0-0	0-0	0-0	0-0

Score by Periods

Team	1st	2nd	3rd	4th	OT	TOT
Iowa	403	396	405	387	14	1605
Opponents	303	304	354	345	11	1317

Team Box Score

No. Player					Total		3-Point		F-Throw		Rebounds													
		GP-GS	MIN	AVG	FG-FGA	FG%	3FG-3FGA	3FG%	FT-FTA	FT%	OFF	DEF	TOT	AVG	PF	DQ	A	TO	BLK	STL	PTS	AVG		
22	CLARK, Caitlin	18-18	615:42	34.2	159-332	.479	65-162	.401	110-131	.840	10	126	136	7.6	34	1	164	80	13	25	493	27.4		
25	CZINANO, Monika	18-18	478:26	26.6	135-192	.703	0-0	.000	42-51	.824	25	86	111	6.2	51	3	30	40	8	12	312	17.3		
14	WARNOCK, McKenna	16-16	446:59	27.9	62-119	.521	26-59	.441	23-31	.742	25	68	93	5.8	30	0	33	39	8	12	173	10.8		
45	STUELKE, Hannah	18-0	271:28	15.1	62-95	.653	0-0	.000	27-60	.450	30	61	91	5.1	30	0	11	17	3	11	151	8.4		
20	MARTIN, Kate	18-18	483:43	26.9	46-99	.465	19-55	.345	22-25	.880	11	64	75	4.2	34	0	63	30	8	15	133	7.4		
24	MARSHALL, Gabbie	18-18	490:53	27.3	31-83	.373	23-61	.377	5-10	.500	6	23	29	1.6	22	0	31	18	0	23	90	5.0		
1	DAVIS, Molly	18-2	357:32	19.9	24-57	.421	9-31	.290	24-27	.889	5	22	27	1.5	33	0	33	18	4	10	81	4.5		
3	AFFOLTER, Sydney	18-0	222:55	12.4	28-52	.538	5-18	.278	10-13	.769	21	35	56	3.1	16	0	22	11	3	8	71	3.9		
2	MCCABE, Taylor	10-0	75:26	7.5	13-30	.433	12-28	.429	0-0	.000	0	4	4	0.4	4	0	1	3	0	4	38	3.8		
40	GOODMAN, Sharon	8-0	25:33	3.2	7-13	.538	0-0	.000	1-1	1.000	1	3	4	0.5	1	0	1	1	2	1	15	1.9		
44	O'GRADY, Addison	12-0	50:13	4.2	9-13	.692	0-0	.000	2-4	.500	1	9	10	0.8	7	0	2	4	2	0	20	1.7		
13	WETERING, Shateah	9-0	53:45	6.0	4-13	.308	2-6	.333	1-4	.250	2	4	6	0.7	4	0	4	6	0	0	11	1.2		
34	EDIGER, AJ	12-0	32:29	2.7	6-11	.545	0-0	.000	1-2	.500	4	5	9	0.8	1	0	2	0	0	1	13	1.1		
23	GYAMFI, Jada	5-0	19:56	4.0	1-4	.250	1-3	.333	1-2	.500	1	2	3	0.6	1	0	3	2	0	1	4	0.8		
Team											26	32	58					6						
Total		18	3625		587-1113	.527	162-423	.383	269-361	.745	168	544	712	39.6	268	4	400	275	51	123	1605	89.2		
Opponents		18	3625		475-1178	.403	119-414	.287	248-317	.782	181	398	579	32.2	327	7	248	247	42	161	1317	73.2		



29 NCAA Tournament Appearances • 9 Sweet Sixteens • 5 Elite Eights • 2 Final Fours • 2023 National Title Appearance

1986 Mideast Region

2nd Round - Tennessee (L), 68-73 in Knoxville, TN

1987 Midwest Region (No. 3 seed)

2nd Round - New Orleans (W), 69-46 in Iowa City

Sweet 16 - Georgia (W), 62-60 in Monroe, LA

Elite 8 - Louisiana Tech (L), 65-66 in Monroe, LA

1988 West Region (No. 1 seed)

2nd Round - Stephen F. Austin (W), 83-65 in Iowa City

Sweet 16 - Southern Cal. (W), 76-67 in Long Beach, CA

Elite 8 - Long Beach State (L), 78-98 in Long Beach, CA

1989 Midwest Region (No. 3 seed)

2nd Round - Tennessee Tech (W), 77-75 in Iowa City

Sweet 16 - Stanford (L), 74-98 in Ruston, LA

1990 Mideast Region (No. 3 seed)

2nd Round - Vanderbilt (L), 56-61 in Iowa City

1991 West Region (No. 6 seed)

1st Round - Montana (W), 64-53 in Missoula, MT

2nd Round - Washington (L), 53-70 in Seattle, WA

1992 Midwest Region (No. 1 seed)

2nd Round - Missouri State (L), 60-61 (ot) in Iowa City

1993 Mideast Region (No. 2 seed)

2nd Round - Old Dominion (W), 82-56 in Norfolk, VA

Sweet 16 - Auburn (W), 63-50 in Iowa City

Elite 8 - Tennessee (W), 72-56 in Iowa City

National Semifinals - Ohio State (L), 72-73 (ot) in Atlanta, GA

1994 Midwest Region (No. 3 seed)

1st Round - Mt. St. Mary's (W), 70-47 in Iowa City

2nd Round - Alabama (L), 78-84 in Iowa City

1996 Mideast Region (No. 2 seed)

1st Round - Butler (W), 72-67 in Iowa City

2nd Round - DePaul (W), 72-71 in Iowa City

Sweet 16 - Vanderbilt (L), 63-74 in Rosemont, IL

1997 Midwest Region (No. 9 seed)

1st Round - North Carolina State (W), 56-50 in Storrs, CT

2nd Round - Connecticut (L), 53-72 in Storrs, CT

1998 Midwest Region (No. 4 seed)

1st Round - Massachusetts (W), 77-59, in Iowa City

2nd Round - Kansas (L), 58-62, in Iowa City

2001 Midwest Region (No. 4 seed)

1st Round - Oregon (W), 89-82 (OT), in Salt Lake City, UT

2nd Round - Utah (L), 69-78, in Salt Lake City, UT

2002 Mideast Region (No. 9 seed)

1st Round - Virginia (W), 69-62, in Storrs, CT

2nd Round - Connecticut (L), 48-86, in Storrs, CT

2004 East Region (No. 9 seed)

1st Round - Virginia Tech (L), 89-76, in Blacksburg, VA

2006 San Antonio Region (No. 10 seed)

1st Round - BYU (L), 67-62, in Denver, CO

2008 New Orleans Region (No. 9 seed)

1st Round - Georgia (L), 67-61, in Norfolk, VA

2009 Oklahoma City Region (No. 8 seed)

1st Round - Georgia Tech (L), 76-62, in Iowa City, IA

2010 Sacramento Region (No. 8 seed)

1st Round - Rutgers (W), 70-63, in Stanford, CA

2nd Round - Stanford (L), 67-96, in Stanford, CA

2011 Spokane Region (No. 6 seed)

1st Round - Gonzaga (L), 86-92, in Spokane, WA

2012 South Bend Region (No. 9 seed)

1st Round - California (L), 74-84, in South Bend, IN

2013 Norfolk Region (No. 9 seed)

1st Round - Miami (W), 69-53, in Iowa City

2nd Round - Notre Dame (L), 57-74, in Iowa City

2014 Louisville Region (No. 6 seed)

1st Round - Marist (W), 87-65, in Iowa City

2nd Round - Louisville (L), 53-83, in Iowa City

2015 Oklahoma City Region (No. 3 seed)

1st Round - American (W), 75-67, in Iowa City

2nd Round - Miami (W), 88-70, in Iowa City

Sweet 16 - Baylor (L), 66-81, in Oklahoma City

2018 Los Angeles Region (No. 6 seed)

1st Round - Creighton (L), 70-76, in Los Angeles

2019 Greensboro Region (No. 2 seed)

1st Round - Mercer (W), 66-61, in Iowa City

2nd Round - Missouri (W), 68-52, in Iowa City

Sweet 16 - NC State (W), 79-61, in Greensboro, N.C.

Elite 8 - Baylor (L), 85-53, Greensboro, N.C.

2020

The Hawkeyes were headed to the post season before the COVID-19 pandemic hit, leading to the cancelation of the 2020 NCAA Tournament. Iowa finished the season ranked No. 21 in the nation.

2021 San Antonio River Walk (5 seed)

1st Round - Central Michigan (W), 87-72, in San Antonio, TX

2nd Round - Kentucky (W), 86-72, in San Antonio, TX

Sweet 16 - UConn (L), 72-92, in San Antonio, TX

2022 Greensboro Region (No. 2 seed)

1st Round - Illinois State (W), 98-67, in Iowa City

2nd Round - Creighton (L), 62-64, in Iowa City

2023 Seattle Region (No. 2 seed)

1st Round - Southeastern Louisiana (W), 95-43, in Iowa City

2nd Round - Georgia (W), 74-66, in Iowa City

Sweet 16 - Colorado (W), 87-77, in Seattle, WA

Elite 8 - Louisville (W), 97-83, in Seattle, WA

National Semifinals - South Carolina (W), 77-73, in Dallas, TX

National Championship - LSU (L), 85-102, in Dallas, TX



IOWA WOMEN'S BASKETBALL

BIG TEN CHAMPIONSHIP TEAMS

1986-87 (26-5, 17-1)

The 1986-87 team won its first Big Ten Championship when the Hawkeyes claimed a share of the title with a 17-1 conference record. The team would go on and advance to the Elite Eight in the NCAA Tournament.

1987-88 (29-2, 17-1)

The 1987-88 Hawkeyes won their first outright Big Ten Championship with a 17-1 regular season conference mark. The team finished the season ranked No. 2 in the final Associated Press poll.

1988-89 (27-5, 16-2)

In 1988-89, the Hawkeyes claimed a share of the Big Ten Championship with a 15-3 mark. This group of Hawkeyes would extend its home winning streak to 41 games, the second-longest in the nation at the time.

1989-90 (23-6, 15-3)

During the 1989-90 season, the Hawkeyes won a share of the Big Ten Championship with a 15-3 conference record. The Hawkeyes finished the season ranked No. 10 in the final Associated Press Poll.

1991-92 (25-4, 16-2)

The 1991-92 Hawkeyes won the Big Ten Championship outright with a 16-2 conference record. Iowa finished the season ranked No. 7 in the AP Poll.

1992-93 (27-4, 16-2)

With a 16-2 conference record, Iowa claimed a share of the Big Ten title during the 1992-93 season. This special group of Hawkeyes would go on to become the only Iowa team to advance to the Final Four.

1995-96 (27-4, 15-1)

The 1995-96 Hawkeyes went 15-1 to win their seventh Big Ten title. This group of Hawkeyes finished the season ranked No. 7 in the AP Poll.

1997 Big Ten Tournament (18-12, 9-7)

The 1996-97 Hawkeyes finished fourth in the Big Ten during the regular season and needed to win the Big Ten Tournament in order to advance to the NCAA Tournament. Iowa defeated Northwestern, Indiana and Illinois to win its first Big Ten Tournament title.

1997-98 (18-11, 13-3)

Iowa's 1997-98 squad finished the regular season with a 13-3 conference mark to secure its eighth Big Ten Championship. The team finished the season ranked No. 24 in the final Associated Press poll.

2001 Big Ten Tournament (21-10, 12-4)

In Lisa Bluder's first year at Iowa, the 2000-01 Hawkeyes finished second in the Big Ten. The Hawkeyes knocked off Indiana, Illinois and Purdue to win the first Big Ten Tournament crown under Bluder.

2007-08 (21-11, 13-5)

In 2008, Iowa won a share of the Big Ten regular season championship, its ninth in school history. The Hawkeyes won a Big Ten-season-best eight-straight during league play.

2019 Big Ten Tournament (29-7, 14-4)

In 2019, the Hawkeyes won their second Big Ten Tournament title under head coach Lisa Bluder. The team finished second in the regular season and knocked off Indiana, Rutgers, and No. 8 Maryland in the tournament.

2021-22 & 2022 Big Ten Tournament (24-8, 14-4)

For the first time in program history, the Hawkeyes won the Big Ten regular season and tournament titles. Iowa defeated Northwestern, Nebraska and Indiana in the conference tournament.

2023 Big Ten Tournament (31-7, 15-3)

For the first time in program history, the Hawkeyes won back-to-back Big Ten Tournament titles. Iowa defeated Purdue, Maryland and Ohio State in the conference tournament. The Hawkeyes broke the BTT record for most points scored in a championship game (105-72). Iowa went on to play for the National Title in Dallas, Texas, against LSU.





INDIVIDUAL AWARDS AND HONORS

Naismith Coach of the Year

Lisa Bluder, 2019

Naismith Player of the Year

Megan Gustafson, 2019

Caitlin Clark, 2023

Associated Press Player of the Year

Megan Gustafson, 2019

Caitlin Clark, 2023

ESPNw National Player of the Year

Megan Gustafson, 2019

Caitlin Clark, 2023

U.S. Basketball Writers' Player of the Year

Megan Gustafson, 2019

Caitlin Clark, 2023

WBCA Co-Freshman of the Year

Caitlin Clark, 2021

U.S. Basketball Writers' Co-Freshman of the Year

Caitlin Clark, 2021

The Athletic's Co-Freshman of the Year

Caitlin Clark, 2021

Lisa Leslie Award Winner

Megan Gustafson, 2019

Wade Trophy Winner

Caitlin Clark, 2023

Nancy Lieberman Point Guard of the Year

Caitlin Clark, 2022, 2023

Dawn Staley Point Guard of the Year

Caitlin Clark, 2021, 2022, 2023

Honda Sport Award Finalist

Caitlin Clark, 2022, 2023

Naismith Trophy Finalist

Caitlin Clark, 2022, 2023

Naismith All-American

Michelle Edwards, 1988

ESPN National Player of the Week

Caitlin Clark, 2021 (Dec. 14)

Associated Press All-American

Amy Herrig, 1999 (Honorable Mention)

Cara Consuegra, 2001 (Honorable Mention)

Kachine Alexander, 2010, 2011 (Hon. Mention)

Jaime Printy, 2011 (Honorable Mention)

Samantha Logic, 2014 (Honorable Mention),
2015 (Third Team)

Megan Gustafson, 2018 (Second Team), 2019

Kathleen Doyle, 2020 (Third Team)

Caitlin Clark, 2021 (Second Team), 2022 (First
Team), 2023 (First Team)

Monika Czinano, 2022, 2023 (Honorable Mention)

State Farm Coaches/WBCA All-American

Kachine Alexander, 2010, 2011 (Hon. Mention)

Samantha Logic, 2014 (Honorable Mention), 2015

Megan Gustafson, 2018 (Hon. Mention), 2019

Kathleen Doyle, 2020

Caitlin Clark, 2021, 2022, 2023

Monika Czinano, 2022 (Honorable Mention)

U.S. Basketball Writers' All-American

Michelle Edwards, 1988

Necole Tunsil, 1994

Samantha Logic, 2015

Megan Gustafson, 2018 (Second Team), 2019

Kathleen Doyle, 2020 (Third Team)

Caitlin Clark, 2021, 2022, 2023

Kodak All-American

Michelle Edwards, 1988

Franthea Price, 1990

Toni Foster, 1993

Cara Consuegra, 2001 (Honorable Mention)

Jennie Lillis, 2003 (Honorable Mention)

Crystal Smith, 2006 (Honorable Mention)

The Athletic All-American

Caitlin Clark, 2021, 2022, 2023

Champion National Player of the Year

Michelle Edwards, 1988

Chicago Tribune Silver Basketball Recipient

Michelle Edwards, 1988

Franthea Price, 1990

Tangela Smith, 1996

USA Today All-American

Megan Gustafson, 2018 (Second Team)

Sports Illustrated All-American

Megan Gustafson, 2018 (First Team)

College Sports Madness All-American

Megan Gustafson, 2018 (Second Team)

ESPNw National Player of the Year

Megan Gustafson, 2019

Caitlin Clark, 2023

WBCA District/Region All-American

Cindy Haugejorde, 1980

Michelle Edwards, 1987, 1988

Shanda Berry, 1989

Franthea Price, 1989, 1990

Jolette Law, 1990

Toni Foster, 1992, 1993

Necole Tunsil, 1994

Tangela Smith, 1998

Jennie Lillis, 2003

Crystal Smith, 2006

Kristi Smith, 2008

Kachine Alexander, 2010, 2011

Samantha Logic, 2014, 2015

Megan Gustafson, 2018, 2019

Kathleen Doyle, 2020

Caitlin Clark, 2021, 2022, 2023

Monika Czinano, 2022, 2023

John R. Wooden All-American

Caitlin Clark, 2022, 2023

Academic All-America of the Year

Ally Disterhoft, 2016, 2017

Caitlin Clark, 2023

Academic All-America

Lindsey Meder, 2001, 2002

Ally Disterhoft, 2015, 2016, 2017

Samantha Logic, 2015

Kathleen Doyle, 2020

Caitlin Clark, 2022, 2023

NCAA Post-Graduate Scholarship Recipient

Jolynn Schneider, 1988

Tiffany Gooden, 1998

Shannon Perry, 1998

Cara Consuegra, 2001

Lindsey Meder, 2002

Jennie Lillis, 2004

Ally Disterhoft, 2017

Robin Roberts/WBCA Sports Communications Scholarship

Shannon Perry, 1998

Jennie Lillis, 2004

Street & Smith's Preseason All-American

Shanda Berry, 1988

Michelle Edwards, 1986, 1987

Toni Foster, 1991, 1992

Tia Jackson, 1993, 1994

Franthea Price, 1988, 1989

Stephanie Schueler, 1990



IOWA WOMEN'S BASKETBALL

INDIVIDUAL AWARDS AND HONORS

ESPN Preseason All-American

Samantha Logic, 2015 (Second Team)

Caitlin Clark, 2023

Senior CLASS AWARD

Samantha Logic, 2015

Megan Gustafson, 2019

Preseason Naismith Player of the Year

Honorable Mention Nominee

Tangela Smith, 1996-97

Nadine Domond, 1997-98

Wade Trophy Finalist

Megan Gustafson, 2019

Caitlin Clark, 2022, 2023

John R. Wooden Award Finalist

Megan Gustafson, 2019

Caitlin Clark, 2022, 2023

Naismith Defensive Player of the Year

Semifinalist

Megan Gustafson, 2019

USBWA Tamika Catchings National Co-

Freshman of the Year

Caitlin Clark, 2021

USBWA Tamika Catchings National Freshman of the Week

Caitlin Clark, 2021 (Jan. 5, Feb. 17, Feb. 23, Mar. 23)

United States Pan American Team

Cindy Haugejorde, 1977

Michelle Edwards, 1991

Amy Herrig, 1999

Lisa Bluder, 2015 (head coach)

Kathleen Doyle, 2019

United States Olympic Trials

Lisa Becker, 1984

Shanda Berry, 1988, 1996

Michelle Edwards, 1988, 1992

Cindy Haugejorde, 1980

Franthea Price, 1988

United States World Junior National Team

Shanda Berry (alternate), 1985

Franthea Price, 1986

United States World University Games Team

Amy Herrig, 1997

Lisa Bluder, 2001 (Asst. Coach)

United States Team Trials

Lindsey Meder, 2001

Megan Skouby, 2006

Krista VandeVenter, 2005

Jaime Printy, 2011

United States World Championship Qualifying Team

Shanda Berry, 1993

United States Select Team

Lisa Becker, 1985, 1987

Shanda Berry, 1986, 1987

Michelle Edwards, 1986

Cindy Haugejorde, 1978

Amy Herrig, 1996

Lisa Long, 1986

Franthea Price, 1989

Tangela Smith, 1996

National Olympic Festival

Shanda Berry, 1985

Nadine Domond, 1995

Michelle Edwards, 1985

Toni Foster, 1987, 1991

Tiffany Gooden, 1995

Amy Herrig, 1995

Lisa Long, 1985

Cathy Marx, 1991

Franthea Price, 1985, 1986

Jolynn Schneider, 1986

Tangela Smith, 1995

Trisha Waugh, 1987

United States William R. Jones Cup Team

Shanda Berry, 1987

Nadine Domond, 1997

Jollette Law, 1988

Franthea Price, 1987

Tangela Smith, 1997

Angie Lee, 1998 (Asst. Coach)

Canadian Junior National Team

Christina Buttenham, 2014, 2015

WBCA Regional Coach of the Year

Lisa Bluder, 2001, 2008, 2018, 2019

Big Ten Athlete of the Year

Megan Gustafson, 2019

Caitlin Clark, 2023

Big Ten Coach of the Year

C. Vivian Stringer, 1991, 1993

Angie Lee, 1996

Lisa Bluder, 2001, 2008, 2010

Big Ten Player of the Year

Michelle Edwards, 1988

Franthea Price, 1990

Toni Foster, 1993

Tangela Smith, 1998

Megan Gustafson, 2018 (media), 2019

Kathleen Doyle, 2020

Caitlin Clark, 2022, 2023

Big Ten Freshman of the Year

Lisa Becker, 1984

Franthea Price, 1987

Jaime Printy, 2010

Tiffany Gooden, 1995

Megan Skouby, 2006

Caitlin Clark, 2021

Big Ten Sixth Player of the Year

Melissa Dixon, 2013

Megan Skouby, 2008

Hannah Stuelke, 2023

First Team All-Big Ten

(23 honorees, 43 honors)

Lisa Long, 1985, 1987

Michelle Edwards, 1986, 1987, 1988

Franthea Price, 1988, 1990

Shanda Berry, 1989

Jollette Law, 1989, 1990

Stephanie Schueler, 1991

Toni Foster, 1991, 1992, 1993

Necole Tunsil, 1994

Tangela Smith, 1996, 1998

Amy Herrig, 1999

Cara Consuegra, 2001

Randi Peterson, 2001

Lindsey Meder, 2001, 2002

Jennie Lillis, 2003

Crystal Smith, 2006

Kristi Smith, 2008, 2009

Kachine Alexander, 2010, 2011

Samantha Logic, 2014, 2015

Ally Disterhoft, 2017

Megan Gustafson, 2017, 2018, 2019 (Unanimous)

Kathleen Doyle, 2019, 2020 (Unanimous)

Monika Czinano, 2020, 2021, 2022, 2023

Caitlin Clark, 2021, 2022, 2023 (Unanimous)

Second Team All-Big Ten

(23 honorees, 31 honors)

Lisa Long, 1985, 1986

Shanda Berry, 1988

Franthea Price, 1989

Stephanie Schueler, 1990

Tiffany Gooden, 1996

Nadine Domond, 1998



INDIVIDUAL AWARDS AND HONORS

Angela Hamblin, 1998
 Cara Consuegra, 2000
 Lindsey Meder, 2000
 Jennie Lillis, 2002, 2004
 Jamie Cavey, 2005
 Megan Skouby, 2006
 Johanna Solverson, 2008
 Kachine Alexander, 2009
 Jaime Printy, 2010, 2011
 Morgan Johnson, 2012, 2013
Second Team All-Big Ten - Continued
 Bethany Doolittle, 2014, 2015
 Ally Disterhoft, 2015, 2016, 2017
 Melissa Dixon, 2015
 Kathleen Doyle, 2018, 2019
 Monika Czinano, 2020
 Makenzie Meyer, 2020
 McKenna Warnock, 2022

Third Team All-Big Ten (9 honorees, 12 honors)

Angela Hamblin, 1997
 Kristi Faulkner, 2003, 2004
 Jamie Cavey, 2004
 Crystal Smith, 2005
 Wendy Ausdemore, 2007, 2009
 Kristi Smith, 2007
 Kamille Wahlin, 2010, 2012
 Jaime Printy, 2012
 Samantha Logic, 2013

Honorable Mention All-Big Ten (22 honorees, 29 honors)

Lynn Kennedy, 1985, 1986
 Lisa Becker, 1985, 1987
 Tricia Blair, 1987
 Jollette Law, 1988
 Jolynn Schneider, 1988
 Robin Christian, 1989
 Laurie Aaron, 1992, 1993
 Necole Tunsil, 1992, 1993
 Tia Jackson, 1993, 1995
 Cathy Marx, 1994
 Karen Clayton, 1996
 Nadine Domond, 1996, 1997
 Tangela Smith, 1997
 Cara Consuegra, 1999
 Krista VandeVenter, 2006
 Megan Skouby, 2007, 2009
 Wendy Ausdemore, 2008
 Kamille Wahlin, 2011
 Jaime Printy, 2013
 Ally Disterhoft, 2014
 Tania Davis, 2019
 McKenna Warnock, 2023

Big Ten All-Freshman Team

Johanna Solverson, 2003
 Krista VandeVenter, 2005
 Megan Skouby, 2006
 Kamille Wahlin, 2009
 Jaime Printy, 2010
 Samantha Logic, 2012
 Ally Disterhoft, 2014
 Tania Davis, 2016
 Megan Gustafson, 2016
 Kathleen Doyle, 2017
 McKenna Warnock, 2020
 Caitlin Clark, 2021

Big Ten All-Defensive Team

Crystal Smith, 2006
 Kachine Alexander, 2010, 2011
 Bethany Doolittle, 2014
 Megan Gustafson, 2019 (coaches)

Big Ten All-Tournament Team

Angela Hamblin, 1996, 1997 *
 Tangela Smith, 1997, 1998
 Cara Consuegra, 2001 *
 Randi Peterson, 2001
 Kachine Alexander, 2010
 Kelli Krei, 2010
 Kamille Wahlin, 2010
 Ally Disterhoft, 2014
 Bethany Doolittle, 2014, 2015
 Samantha Logic, 2014
 Megan Gustafson, 2018, 2019*
 Hannah Stewart, 2019
 Caitlin Clark, 2021, 2022*, 2023*
 Monika Czinano, 2021, 2022, 2023
 Gabbie Marshall, 2023
 * Most Outstanding Player

Academic All-Big Ten (69 honorees, 170 honors)

Sydney Affolter, 2023
 Jenna Armstrong, 2003, 2004
 Wendy Ausdemore, 2007, 2008, 2009
 Lisa Becker, 1986, 1987
 Christina Buttenham, 2016, 2017
 Jamie Cavey, 2003, 2004, 2005
 Kelsey Cermak, 2009, 2010, 2011
 Caitlin Clark, 2022, 2023
 Karen Clayton, 1994, 1995, 1996
 Megan Considine, 2011, 2012
 Cara Consuegra, 1999, 2000, 2001
 Logan Cook, 2020, 2021, 2022
 Monika Czinano, 2020, 2021, 2022, 2023
 Ally Disterhoft, 2015, 2016, 2017
 Bethany Doolittle, 2013, 2015
 Kathleen Doyle, 2018, 2019, 2020

Hannah Draxten, 2010, 2011, 2012
 AJ Ediger, 2023
 Kristi Faulkner, 2002, 2003, 2004
 Kylie Feuerbach, 2023
 Tiffany Gooden, 1996, 1997, 1998
 Sharon Goodman, 2022, 2023
 Jenee Graham, 2006, 2007
 Megan Gustafson, 2018, 2019
 Felicia Hall, 1989
 Kalli Hansen, 2012
 Amy Herrig, 1997, 1998, 1999
 Whitney Jennings, 2016
 Morgan Johnson, 2011, 2012, 2013
 Morgan Kasperek, 2004, 2005, 2006
 Alexa Kastanek, 2015, 2016, 2017
 Susan Koering, 1995, 1996, 1997
 Kelly Krei, 2010, 2011, 2012
 Jennie Lillis, 2002, 2003, 2004
 Samantha Logic, 2013, 2014, 2015
 Leah Magner, 2001, 2002
 Gabbie Marshall, 2021, 2022, 2023
 Kate Martin, 2021, 2022, 2023
 Becca McCann, 2002, 2003, 2004
 Lindsey Meder, 2000, 2001, 2002
 Makenzie Meyer, 2018, 2019, 2020
 Megan Meyer, 2021
 Trisha Nesbitt, 2011, 2012, 2013
 Shannon Perry, 1996, 1997, 1998
 Kali Peschel, 2014, 2015, 2016
 Jaime Printy, 2011, 2012, 2013
 Tiffany Reedy, 2004, 2005, 2006
 Lindsay Richards, 2004
 Amanda Ollinger, 2018, 2019, 2020
 Addison O'Grady, 2023
 Randi Peterson, 1999, 2000, 2001
 Laura Podolak, 2000
 Jody Ratigan, 1988, 1989, 1990
 Kathryn Reynolds, 2013, 2014, 2015
 Zion Sanders, 2021
 Stacy Schlapkohl, 2008
 Hailey Schneden, 2015, 2016, 2017
 Jolynn Schneider, 1988
 Alexis Sevillian, 2018, 2019, 2020, 2021
 Becky Shrigley, 1990, 1992
 Kristi Smith, 2008
 Hannah Stewart, 2017, 2018, 2019
 Tomi Taiwo, 2020, 2021, 2022
 Paula Valino-Ramos, 2019, 2020
 Krista VandeVenter, 2006, 2007, 2008
 Kamille Wahlin, 2010, 2011, 2012
 McKenna Warnock, 2021, 2022, 2023
 Trisha Waugh, 1990, 1991
 Shateah Wetering, 2022, 2023



CONSENSUS ALL-AMERICANS



Michelle Edwards (1984-88)

A native of Boston, and a Class of 2014 Women's Basketball Hall of Fame inductee, Michelle Edwards is one of the most decorated players in Iowa women's basketball history. The 5-foot-9 guard, nicknamed "Ice", amassed a career record of 97-22 from 1984-1988. During her four years, Edwards led the Hawkeyes to three NCAA Tournament appearances and two Big Ten titles. In 1988, she was named the Champion Products National Player of the Year, the highest honor in women's collegiate

basketball. Edwards garnered several other honors that year including being named a Kodak All-American, a Naismith All-American, a USBWA All-American, the Big Ten Player of the Year, and the University of Iowa Athlete of the Year. In her senior season, Edwards also led Iowa to its first ever national No. 1 ranking, along with a record of 29-2 overall and 17-1 in the Big Ten. She paced the Hawkeyes, averaging 20 points, 4.8 rebounds, 4.5 assists, and 2.9 steals. The three-time first team All-Big Ten selection is the only Hawkeye to have her jersey retired (No. 30). Edwards ranks high in several Iowa statistical categories, including third in career assists (431), fourth in career scoring (1,821), and third in career steals (235). She also ranks second among single season scoring leaders (621). Edwards – inducted into the University of Iowa Athletics Hall of Fame in 2000 – played in the National Olympic Festival in 1985 and was a member of the U.S. Select Team in 1986. In 1991, she was part of the United States Pan American Team, and she also competed in the U.S. Olympic Trials in 1988 and 1992. Upon graduation, Edwards played professionally in Italy for nine seasons before joining the WNBA during its inaugural year in 1997. She then spent three seasons with the Cleveland Rockers and two seasons with the Seattle Storm.



Franthea Price (1986-90)

Franthea Price – a 2013 National Iowa Varsity Club Athletics Hall of Fame inductee – played for the Hawkeyes from 1986-1990, and in her senior season, she became the second Kodak All-American in school history. The four-year starter from River Rouge, Mich., had an impressive career at Iowa, which began with her being named the Big Ten Freshman of the Year in 1987. Price was named first team All-Big Ten in 1988 and 1990, and second team All-Big Ten in 1989. In her senior year, Price

earned the honor of Big Ten Player of the Year and led the conference in scoring at 19.8 points per game. The 5-foot-9 forward led the Hawkeyes in several statistical categories that year including scoring (21.2), rebounding (7.1), steals (2.9), and 3-point field goals (47). A consistent contributor, Price scored in double figures in 34 of her last 35 games. She holds the school record for career steals with 321, and is tied for first for most steals in a single game with nine. Price also ranks sixth in career scoring (1,742), eighth in career assists (387), and 11th in career rebounds (726). Outside of Iowa, Price was a member of the U.S. World Junior National Team in 1986 and competed in the National Olympic Festival in 1985 and 1986. In 1987, Price won a gold medal as part of the United States William R. Jones Cup team,

and she was a member of the United States Select team in 1989. Price also competed in the U.S. Olympic Trials in 1988. After finishing her career at Iowa, Price played professionally in Spain for several years before joining the WNBA's Sacramento Monarchs in 1998.



Toni Foster (1989-93)

A 6-foot-1 forward from Chicago, Toni Foster was named a Kodak All-American in 1993 and was a finalist for Champion Player of the Year. Foster played for the Hawkeyes from 1989-1993, and led the team in both scoring and rebounding for three consecutive years, a feat accomplished only once previously. A three-time first team All-Big Ten selection, Foster was named the Big Ten Player of the Year in 1993. She was also named the 1993 SportsChannel Player of the Year. During

her senior season, Price led Iowa in scoring (15.7), rebounding (8.2), and blocked shots (1.3). She collected 27 double-doubles during her illustrious career, including nine in her senior year. In Iowa's career statistical categories, Foster ranks third in rebounds (887) and fifth in blocks (145). She also ranks seventh in scoring (1,606) and 13th in steals (167). Foster competed in the National Olympic Festival in 1987 and 1991. When the WNBA was formed in 1997, Foster was the seventh overall pick and was selected by the Phoenix Mercury. She spent two seasons with the Mercury before joining the Seattle Storm in 1999 by way of an expansion draft.



Samantha Logic (2012-15)

Samantha Logic, a four-year starter for the Hawkeyes from 2012-15, became the fourth consensus All-American in Iowa women's basketball history in 2015. Logic, the only player in NCAA history to accumulate at least 1,500 career points, 800 rebounds, 800 assists, and 200 steals, earned All-America accolades from the WBCA, Associated Press, USBWA, and ESPN after leading the Hawkeyes to their first Sweet Sixteen appearance since 1996 and the program's sixth overall. The

Racine, Wisconsin, native was named to the Oklahoma City Regional All-Tournament Team after recording her sixth career triple-double against No. 5 Baylor (13 points, 10 rebounds, 14 assists); the feat marks only the 14th triple-double in the history of the NCAA Tournament and her 14 assists are an Iowa NCAA Tournament record. Success continued off the court for Logic, who was named a Capital One Academic All-American, won the Senior CLASS Award, and received the Big Ten Medal of Honor in 2015. She also earned three Academic All-Big Ten honors. Logic ends her career second in assists in Big Ten history (Samantha Prahalis of Ohio State is first (901)) and 11th in NCAA History. She ranks first in program history in career assists and starts (135), second in steals (260) and rebounds (922), and 10th in scoring (1,546). Logic led the Big Ten in assists in league play in each of her last three seasons. Her six career triple-doubles mark the second-highest total in the history of NCAA women's basketball, and the most by any player as a member of the Big Ten. She recorded 33 career double-doubles (third-most in program

history), dished out double-digit assists 28 times in her career (the most in program history), and started all 135 games of her Hawkeye career. Logic, one of 12 players in the country to be invited to attend the 2015 WNBA Draft in person, was selected as the 10th pick in the first round by the Atlanta Dream. She spent a few months with the Dream before joining the San Antonio Stars. Logic is the second first round WNBA draft pick in program history and the 12th Iowa draftee overall.



Megan Gustafson (2015-19)

Megan Gustafson ended her career as the most decorated Hawkeye in program history. She is the first Big Ten student to be named consensus national player of the year (Associated Press, ESPN, Naismith, USBWA). She was also named the Honda Sport Award winner for basketball and was one of three finalists for the Honda Cup. Her resume includes the Lisa Leslie Award, Senior CLASS Award, Big Ten Women's Basketball Player of the Year, Big Ten Athlete of the Year, unanimous first team

All-Big Ten selection, Most Outstanding Player of the Big Ten Tournament, and consensus first team All-American (Associated Press, U.S. Basketball Writers' Association, ESPNW). She was a Wade Trophy finalist, John R. Wooden Award finalist, and Naismith Defensive Player of the Year finalist. During her senior season (2018-19), Gustafson netted 1,001 points to become just the fourth Division I female student-athlete, and the only post player, to eclipse 1,000 points in a single season. The Port Wing, Wisconsin, native owns 16 Iowa school records, including career marks for points (2,804) and rebounds (1,460). Gustafson led the nation in five categories as a senior, including points per game (27.8), field goal percentage (69.6), total points (1,001), and double-doubles (33). She also holds conference career records for rebounds (1,460), field goal percentage (.657), and double-doubles (88). Gustafson's No. 10 jersey retirement was announced in April 2019 and officially retired January 26, 2020 in front of 13,420 fans.



Kathleen Doyle (2016-2020)

Kathleen Doyle was named to three All-America teams, including Associated Press (third team), United States Basketball Writers Association (third team), and Women's Basketball Coaches Association. Doyle was named Big Ten Player of the year by the coaches and media as well as first team All-Big Ten. Doyle finished her senior season in the top-50 nationally in five statistical categories, including sixth in the nation in total assists (189), seventh in assists per game (6.3), 19th in free throws made (147), 37th in total points

(544), and 49th in points per game (18.1). She set the Hawkeyes single-game assist record, dishing out 15 against Nebraska (Feb. 6). The LaGrange Park, Illinois, native was selected by the Indiana Fever with the 14th overall pick in the WNBA Draft. Doyle is the 14th Hawkeye drafted into the WNBA and the second in as many years.



Caitlin Clark (2020-Present)

Caitlin Clark heads into her senior season as one of the most decorated Hawkeyes in program history. During her rookie season, she was named co-Freshman of the Year by the WBCA, USBWA and The Athletic. Clark was named the Dawn Staley Guard of the Year in back-to-back seasons – the only recipient to do so – and the 2022 Nancy Lieberman Point Guard of the Year. Clark is a two-time consensus All-American, receiving honors from the WBCA, AP, USBWA and The Athletic as a freshman

and sophomore and Naismith and John R. Wooden Award committees as a sophomore. The West Des Moines, Iowa, native is the most decorated Big Ten freshman after tallying 20 Big Ten Weekly honors, including a Big Ten-best 12 freshman accolades, a Big Ten record five Big Ten Player of the Week honors as a freshman, and three Player of the Week Honor Roll nods. She is the only Big Ten freshman to be named ESPN National Player of the Week (Dec. 14, 2020). Consensus National Player of the Year along with unanimous first team All-Big Ten honors, Big Ten Tournament MVP, and Big Ten All-Tournament Team honors... Nancy Lieberman Point Guard of the Year and was the Dawn Staley Guard of the Year Award recipient – the first student-athlete to win the Dawn Staley Award in three consecutive seasons... Wooden Award All-America, first team AP All-America, USBWA All-America, WBCA All-America and All-Region honoree... helped lead the Hawkeyes to their first National Championship appearance in program history with a 40-point triple-double over No. 1 South Carolina... ended her junior season as the first player in Division I women's basketball history to record more than 1,000 points and 300 assists in the same season, averaging 27.8 ppg, 8.6 apg, and 7.1 rpg... became the first player in Division I women's basketball history to record more than 1,000 points and 300 assists in the same season... tallied 161 points and 52 assists in NCAA Tournament play... since 2000, it's one of six instances of a player having 150 points and 50 assists in ANY five-game span... all six of those belong to Clark. Eclipsed 2,000 career points in her 75th career game, which ties her for the fastest NCAA Division I women's basketball player to do so. (Elena Delle Donne). Became the fourth Hawkeye women's basketball player to score 2,000 points and is the seventh Iowa men's or women's basketball player to score 2,000 points. She eclipsed 2,500 career points at the University of Iowa, only the second player in school history to do so. Broke the single season Big Ten record for most points and assists in the same season and recorded five triple-doubles. She led the country in games with 25+ points, 5+ rebounds, and 5+ assists, doing that 19 times during the season, which is an NCAA Best.



IOWA WOMEN'S BASKETBALL

1,000-POINT CLUB

1.	2,804	Megan Gustafson	2015-19
2.	2,717	Caitlin Clark	2020-present
3.	2,413	Monika Czinano	2018-2023
4.	2,102	Ally Disterhoft	2014-17
5.	2,059	Cindy Haugejorde	1976-80
6.	1,906	Lindsey Meder	1998-02
7.	1,841	Jaime Printy	2010-13
8.	1,821	Michelle Edwards	1984-88
9.	1,762	Jennie Lillis	2000-04
10.	1,742	Franthea Price	1986-90
11.	1,606	Toni Foster	1989-93
12.	1,598	Tangela Smith	1994-98
13.	1,582	Morgan Johnson	2010-13
14.	1,546	Samantha Logic	2012-15
15.	1,537	Kathleen Doyle	2016-20
16.	1,483	Kamille Wahlin	2009-12
17.	1,480	Melissa Dixon	2012-15
18.	1,455	Kristi Smith	2005-09
19.	1,439	Megan Skouby	2005-09
20.	1,353	Bethany Doolittle	2012-15
21.	1,343	Wendy Ausdemore	2005-09
22.	1,335	Lisa Becker	1983-87
23.	1,319	Amy Herrig	1995-99
24.	1,283	Necole Tunsil	1990-94
25.	1,277	McKenna Warnock	2019-2023
26.	1,265	Jamie Cavey	2001-05
27.	1,256	Makenzie Meyer	2016-20
28.	1,242	Kristi Faulkner	2001-04
29.	1,239	Kachine Alexander	2008-11
30.	1,230	Lisa Long	1983-87
31.	1,193	Crystal Smith	2002-06
32.	1,160	Tia Jackson	1990-95
33.	1,147	Cara Consuegra	1997-01
34.	1,137	Jolette Law	1986-90
35.	1,130	Johanna Solverson	2002-05, 08
36.	1,129	Lisa Anderson	1980-84
37.	1,100	Shanda Berry	1985-89
38.	1,048	Kim Howard	1978-82
39.	1,046	Robin Anderson	1980-85
40.	1,024	Tiffany Gooden	1994-98
41.	1,007	Tania Davis	2015-19



HAWKEYES IN THE WNBA

Since the WNBA was created in 1997, 17 Hawkeyes have been drafted or signed to teams.

Year	Player	Team (Round, Pick)	Years Played
2023	Monika Czinano	LA Sparks (Third, 26)	2023
2020	Kathleen Doyle	Indiana Fever (Second, 14)	2020
2019	Megan Gustafson	Dallas Wings (Second, 17)	2019-Present
2015	Sam Logic	Atlanta Dream (First, 10)	2015
2011	Kachine Alexander	Minnesota Lynx (Third, 26)	2011
2006	Crystal Smith	Phoenix Mercury (Third, 32)	2022
2002	Lindsey Meder	Minnesota Lynx (Third, 38)	2002
2001	Cara Consuegra	Utah Starzz (Fourth, 56)	2001
1999	Amy Herrig	Sacramento Monarchs (Fourth, 38)	1999
1998	Tangela Smith	Sacramento Monarchs (Second, 12)	1999-2004, 2007-12
	Nadine Domond	New York Liberty (Second, 19)	1998
	Angela Hamblin	Washington Mystics (Third, 23)	1998
	Franthea Price	Sacramento Monarchs (Free Agent)	1998
1997	Toni Foster	Phoenix Mercury (First, 8)	1997-99
	Tia Jackson	Phoenix Mercury (Second, 9)	1997
	Michelle Edwards	Cleveland Rockers (Player Allocation)	1997-2001
	Simone Edwards	New York Liberty (Free Agent)	1997



Tangela Smith



Simone Edwards



Michelle Edwards



Franthea Price



Nadine Domond



IOWA WOMEN'S BASKETBALL

HAWKEYES IN THE WNBA



Amy Herrig



Cara Consuegra



Lindsey Meder



Crystal Smith



Kachine Alexander



Samantha Logic



Megan Gustafson



Kathleen Doyle



SERIES RECORD VS. OPPONENTS

Alabama

The Series: Alabama leads, 1-0
Largest Margin of Defeat: 12 pts. (1993-94)
1993-94 _____ at Iowa, L 72-84

Alaska

The Series: Iowa leads, 1-0
Largest Margin of Victory: 21 pts. (1979-80)
1979-80 _____ at Alaska, W 73-52

Albany

The Series: Iowa leads, 1-0
Largest Margin of Victory: 22 pts. (2011-12)
2011-12 _____ at Iowa, W 82-60

American

The Series: Iowa leads, 1-0
Largest Margin of Victory: 8 pts. (2014-15)
2014-15 _____ at Iowa (NCAA), W 75-67

Appalachian State

The Series: Iowa leads, 1-0
Largest Margin of Victory: 2 pts. (1995-96)
1995-96 _____ at Neutral, W 68-66

Arizona State

The Series: Arizona State leads, 1-0
Largest Margin of Defeat: 2 pts. (2007-08)
2007-08 _____ at Neutral, L 58-60

Arkansas

The Series: Arkansas leads, 3-0
Largest Margin of Defeat: 26 pts. (1997-98)
1997-98 _____ at Neutral, L 57-83
1999-00 _____ at Arkansas, L 65-72
2014-15 _____ at Neutral, L 67-77

Arkansas-Pine Bluff

The Series: Iowa leads, 2-0
Largest Margin of Victory: 40 pts. (2017-18)
2013-14 _____ at Iowa, W 76-38
2017-18 _____ at Iowa, W 85-45

Arkansas State

The Series: Iowa leads, 2-0
Largest Margin of Victory: 14 pts. (2004-05)
2004-05 _____ at Neutral, W 66-52
2010-11 _____ at Neutral, W 50-47

Auburn

The Series: Tied, 2-2
Largest Margin of Victory: 13 pts. (1992-93)
Largest Margin of Defeat: 36 pts. (1999-00)

1987-88 _____ at Neutral, W 73-69
1992-93 _____ at Iowa, W 63-50
1998-99 _____ at Auburn, L 55-78
1999-00 _____ at Iowa, L 55-91

Ball State

The Series: Ball State leads, 1-0
Largest Margin of Defeat: 36 pts. (2015-16)
2015-16 _____ at Iowa (WNIT), L 72-77

Baylor

The Series: Baylor leads, 2-0
Largest Margin of Defeat: 32 pts. (2018-19)
2014-15 _____ at Neutral (Sweet 16), L 66-81
2018-19 _____ at Neutral (Elite Eight), L 53-85

Belmont

The Series: Iowa leads, 1-0
Largest Margin of Victory: 11 pts. (2022-23)
2022-23 _____ at Iowa, W 73-62

Biola

The Series: Iowa leads, 1-0
Largest Margin of Victory: 5 pts. (1981-82)
1981-82 _____ at Neutral, W 73-68

Boise State

The Series: Iowa leads, 1-0
Largest Margin of Victory: 55 pts. (1996-97)
1996-97 _____ at Neutral, W 89-34

Boston College

The Series: Tied, 1-1
Largest Margin of Victory: 10 pts. (2013-14)
Largest Margin of Defeat: 5 pts. (1986-87)
2009-10 _____ at Iowa, L 67-72
2013-14 _____ at Neutral, W 78-68

Boston

The Series: Iowa leads, 2-0
Largest Margin of Victory: 25 pts. (2008-09)
1986-87 _____ at Iowa, W 70-48
2008-09 _____ at Iowa, W 83-58

Bradley

The Series: Iowa leads, 6-1
Largest Margin of Victory: 43 points (1999-00)
Largest Margin of Defeat: 8 points (2011-12)
1982-83 _____ at Bradley, W 85-82
1983-84 _____ at Iowa, W 70-46
1985-86 _____ at Iowa, W 75-39
1999-00 _____ at Iowa, W 92-49
2010-11 _____ at Iowa, W 91-53
2011-12 _____ at Bradley, L 88-96

2015-16 _____ at Iowa, W, 60-53

Brigham Young

The Series: Brigham Young leads, 3-0
Largest Margin of Defeat: 24 pts. (1979-80)
1979-80 _____ at Iowa, L 79-103
1980-81 _____ at Neutral, L 76-87
2005-06 _____ at Neutral, L 62-67

Bucknell

The Series: Iowa leads, 1-0
Largest Margin of Victory: 58 pts. (1992-93)
1992-93 _____ at Neutral, W 97-39

Butler

The Series: Iowa leads, 2-1
Largest Margin of Victory: 23 pts. (2003-04)
Largest Margin of Defeat: 10 pts. (2011-12)
1995-96 _____ at Iowa, W 72-67
2003-04 _____ at Iowa, W 83-60
2011-12 _____ at Neutral, L 74-84

California

The Series: California leads, 2-0
Largest Margin of Defeat: 33 pts. (2008-09)
1982-83 _____ at Neutral, L 66-89
2008-09 _____ at Neutral, L 43-76

Cal-Poly

The Series: Iowa leads, 1-0
Largest Margin of Victory: 7 pts. (1981-82)
1981-82 _____ at Iowa, W 64-57

Cal-State Northridge

The Series: Iowa leads, 1-0
Largest Margin of Victory: 11 pts. (1997-98)
1997-98 _____ at Iowa, W 67-56

Central College

The Series: Iowa leads, 4-2
Largest Margin of Win: 26 pts. (1977-78)
Largest Margin of Defeat: 13 pts. (1975-76)
1975-76 _____ at Iowa, L 56-69
1975-76 _____ at Iowa, W 57-54
1976-77 _____ at Iowa, W 54-52
1977-78 _____ at Iowa, W 70-44
1977-78 _____ at Central, L 66-76
1978-79 _____ at Central, W 76-70

Central Florida

The Series: Iowa leads, 1-0
Largest Margin of Victory: 8 pts. (2020-21)
2021-22 _____ at Iowa, W 69-61



IOWA WOMEN'S BASKETBALL

SERIES RECORD VS. OPPONENTS

Central Michigan

The Series: Iowa leads, 2-0

Largest Margin of Victory: 15 pts. (2020-21)

2010-11 _____ at Iowa, W, 90-79

2020-21 _____ at NCAA, W 87-72

Central Missouri

The Series: Central Missouri leads, 5-1

Largest Margin of Victory: 6 pts. (1981-82)

Largest Margin of Defeat: 28 pts. (1981-82)

1975-76 _____ at Central Missouri, L 56-72

1977-78 _____ at Iowa, L 63-70

1978-79 _____ at Central Missouri, L 62-72

1979-80 _____ at Iowa, L 76-89

1981-82 _____ at Iowa, W 68-62

1981-82 _____ at Central Missouri, L 53-81

Charlotte

The Series: Iowa leads, 3-0

Largest Margin of Victory: 22 pts. (1992-93)

1992-93 _____ at Iowa, W 60-38

2002-03 _____ at Iowa, W 85-70

2017-18 _____ at Neutral, W 77-64

Cincinnati

The Series: Iowa leads, 1-0

Largest Margin of Victory: 8 pts. (2019-20)

2019-20 _____ at Neutral, W 69-61

Clarke College

The Series: Iowa leads, 1-0

Largest Margin of Victory: 36 pts. (1975-76)

1975-76 _____ at Iowa, W 68-32

Clemson

The Series: Iowa leads, 1-0

Largest Margin of Victory: 14 pts. (2019-20)

2019-20 _____ at Iowa, W 74-60

Coe College

The Series: Coe College leads, 3-1

Largest Margin of Victory: 18 pts. (1975-76)

Largest Margin of Defeat: 11 pts. (1975-76)

1974-75 _____ at Iowa, L 45-47

1975-76 _____ at Iowa, L 58-59

1975-76 _____ at Iowa, W 66-48

1975-76 _____ at Coe, L 51-62

Colorado

The Series: Iowa leads, 4-3

Largest Margin of Victory: 26 pts. (2000-01)

Largest Margin of Defeat: 9 pts. (2001-02)

1992-93 _____ at Neutral, L 70-72

2000-01 _____ at Iowa, W 92-66

2001-02 _____ at Colorado, L 83-92

2013-14 _____ at Colorado, L 87-90

2014-15 _____ at Iowa, W 78-63

2016-17 _____ at Iowa (WNIT), W 80-62

2022-23 _____ at NCAA, W 87-77

Colorado State

The Series: Iowa leads, 1-0

Largest Margin of Victory: 7 pts. (1979-80)

1979-80 _____ at Colorado State, W 74-67

Connecticut

The Series: Connecticut leads, 6-3

Largest Margin of Victory: 35 pts. (1983-84)

Largest Margin of Defeat: 38 pts. (2001-02)

1983-84 _____ at Iowa, W 78-43

1989-90 _____ at Iowa, W 81-49

1990-91 _____ at Connecticut, W 58-41

1996-97 _____ at Connecticut, L 53-72

1997-98 _____ at Neutral, L 55-65

1999-00 _____ at Iowa, L 45-73

2001-02 _____ at Connecticut, L 48-86

2021-22 _____ at NCAA, L 72-92

2022-23 _____ Neutral, L 79-86

Cornell College

The Series: Iowa leads, 1-0

Largest Margin of Victory: 68 pts. (1974-75)

1974-75 _____ at Iowa, W 91-23

Creighton

The Series: Series tied, 7-7

Largest Margin of Victory: 43 pts. (2001-02)

Largest Margin of Defeat: 12 pts. (2003-04)

Overtime Record: 1-1

Last 10 Games: 5-5

1981-82 _____ at Creighton, L 66-74

1985-86 _____ at Iowa, W 66-60

1994-95 _____ at Iowa, L 53-63

1995-96 _____ at Creighton, W 68-41

2001-02 _____ at Iowa, W 86-43

2002-03 _____ at Iowa, L 64-70

2002-03 _____ at Creighton, L 82-89

2003-04 _____ at Iowa, L 72-84 (ot)

2004-05 _____ at Iowa, W 67-52

2004-05 _____ at Creighton, W 91-82 (ot)

2005-06 _____ at Iowa, W 74-64

2006-07 _____ at Creighton, W 75-60

2017-18 _____ at NCAA, L 70-76

2021-22 _____ at Iowa, L 62-64

Dartmouth

The Series: Iowa leads, 2-0

Largest Margin of Victory: 38 pts. (2022-23)

2007-08 _____ at Iowa, W 61-43

2022-23 _____ at Iowa, W 92-54

Dayton

The Series: Iowa leads, 2-0

Largest Margin of Victory: 7 pts. (2014-15)

Overtime Record: 1-0

2013-14 _____ at Iowa, W 97-93 (ot)

2014-15 _____ at Iowa, W 90-83

Delta State

The Series: Delta State leads, 2-0

Largest Margin of Defeat: 23 pts. (1983-84)

1979-80 _____ at Iowa, L 73-77

1983-84 _____ at Delta State, L 70-93

Denver

The Series: Iowa leads, 2-0

Largest Margin of Victory: 34 pts. (2002-03)

2001-02 _____ at Denver, W 84-72

2002-03 _____ at Iowa, W 83-49

DePaul

The Series: Iowa leads, 5-0

Largest Margin of Victory: 14 pts. (1990-91)

1979-80 _____ at Iowa, W 58-56

1980-81 _____ at DePaul, W 97-87

1989-90 _____ at Iowa, W 70-58

1990-91 _____ at DePaul, W 66-52

1995-96 _____ at Iowa, W 72-71

Detroit

The Series: Iowa leads, 1-0

Largest Margin of Victory: 23 pts. (2007-08)

2007-08 _____ at Iowa, W 65-42

Drake

The Series: Iowa leads, 29-25

Largest Margin of Victory: 46 pts. (1992-93)

Largest Margin of Defeat: 35 pts. (1981-82)

Overtime Record: 2-1

Last 10 Games: 9-1

1974-75 _____ at Drake, L 64-75

1975-76 _____ at Drake, L 62-65

1975-76 _____ at Iowa, W 67-42

1976-77 _____ at Iowa, L 59-82

1976-77 _____ Neutral, L 56-64

1977-78 _____ at Iowa, L 66-77

1977-78 _____ Neutral, L 60-88

1978-79 _____ at Drake, L 80-94

1978-79 _____ at Iowa, L 63-96



SERIES RECORD VS. OPPONENTS

1978-79	Neutral, L 71-101
1979-80	at Iowa, L 62-71
1979-80	at Drake, L 67-76
1980-81	at Iowa, L 71-74
1980-81	at Drake, L 56-83
1981-82	at Iowa, L 63-77
1981-82	at Drake, L 61-96
1982-83	at Drake, L 75-88
1983-84	at Iowa, L 56-58
1984-85	at Drake, L 59-69
1985-86	at Iowa, L 63-64
1986-87	at Drake, W 71-57
1987-88	at Iowa, W 74-38
1988-89	at Drake, W 97-54
1989-90	at Iowa, W 70-58
1990-91	at Drake, W 74-49
1992-93	at Iowa, W 90-44
1993-94	at Drake, W 73-64
1995-96	at Iowa, W 67-44
1996-97	at Drake, L 59-80
1997-98	at Iowa, W 63-60 (ot)
1998-99	at Drake, L 73-86
1999-00	at Iowa, L 59-84
2000-01	at Drake, L 58-73
2001-02	at Iowa, L 72-75 (OT)
2002-03	at Drake, W 72-52
2003-04	at Iowa, W 79-65
2004-05	at Drake, W 80-69
2005-06	at Iowa, W 92-72
2006-07	at Drake, W 77-70
2007-08	at Iowa, W 62-50
2008-09	at Drake, W 71-53
2009-10	at Iowa, W 73-61
2010-11	at Drake, W 75-71
2011-12	at Iowa, W 71-46
2012-13	at Drake, W 82-65
2013-14	at Iowa, W 73-51
2014-15	at Drake, W 100-98
2015-16	at Iowa, W, 89-76
2016-17	at Drake, L 76-81
2017-18	at Iowa, W 79-66
2018-19	at Drake, W 91-82
2019-20	at Iowa, W 79-67
2020-21	at Drake, W 103-97
2022-23	at Drake, W 92-85 (OT)

Duke

The Series: Duke leads, 2-0	
Largest Margin of Defeat: 24 pts. (2008-09)	
2008-09	at Duke, L 47-71
2021-22	at Duke, L 64-79

Eastern Kentucky

The Series: Iowa leads, 1-0	
Largest Margin of Victory: 4 pts. (1992-93)	
1992-93	at Neutral, W 67-63

Elon

The Series: Iowa leads, 1-0	
Largest Margin of Victory: 13 pts. (2017-18)	
2017-18	at Neutral, W 74-61

Evansville

The Series: Iowa leads, 2-0	
Largest Margin of Victory: 53 pts. (2022-23)	
1983-84	at Neutral, W 76-64
2021-22	at Iowa, W 93-56
2022-23	at Iowa, W 115-62

Florida

The Series: Tied, 1-1	
Largest Margin of Victory: 3 pts. (2004-05)	
Largest Margin of Defeat: 10 pts. (1996-97)	
1996-97	at Florida, L 58-68
2004-05	at Neutral, W 65-62

Florida Atlantic

The Series: Iowa leads, 2-0	
Largest Margin of Victory: 32 pts. (2019-20)	
1994-95	at Neutral, W 67-42
2019-20	at Iowa, W 85-53

Florida International

The Series: Iowa leads, 2-1	
Largest Margin of Victory: 10 pts. (2006-07)	
Largest Margin of Defeat: 1 pts. (2012-13)	
2003-04	at FIU, W 93-86
2006-07	at Iowa, W 72-62
2012-13	at FIU, L 65-66

Florida State

The Series: Florida State leads, 3-0	
Largest Margin of Defeat: 14 pts. (2012-13)	
2012-13	at Florida State, L 69-83
2017-18	at Iowa, L 93-94
2018-19	at Neutral, L 67-71

George Washington

The Series: George Washington leads, 2-0	
Largest Margin of Defeat: 14 pts. (2000-01)	
Overtime Record: 0-1	
2000-01	at GW, L 64-78
2015-16	at Neutral, L 77-81 (2 OT)

Georgia

The Series: Tied, 3-3	
Largest Margin of Victory: 9 pts. (1987-88)	
Largest Margin of Defeat: 27 pts. (1995-96)	
1986-87	at Neutral, W 62-60
1987-88	at Iowa, W 65-56
1990-91	at Neutral, L 51-62
1995-96	at Neutral, L 52-79
2007-08	at Neutral, L 61-67
2022-23	at Iowa, W 74-66

Georgia Tech

The Series: Georgia Tech leads, 2-0	
Largest Margin of Defeat: 19 pts. (2007-08)	
2007-08	at Iowa, L 57-76
2008-09	at Iowa, L 62-76

Gonzaga

The Series: Iowa leads, 3-1	
Largest Margin of Victory: 15 pts. (2x, last 2009-10)	
Largest Margin of Defeat: 6 pts. (2010-11)	
2001-02	at Neutral, W 69-54
2009-10	at Neutral, W 69-54
2010-11	at Gonzaga, L 86-92
2014-15	at Neutral, W 79-67

Graceland

The Series: Graceland leads, 1-0	
Largest Margin of Defeat: 2 pts. (1975-76)	
1975-76	at Iowa, L 52-54

Grambling State

The Series: Iowa leads, 1-0	
Largest Margin of Victory: 14 pts. (1988-89)	
1988-89	at Neutral, W 80-66

Grand View

The Series: Iowa leads, 4-3	
Largest Margin of Victory: 33 pts. (1980-81)	
Largest Margin of Defeat: 59 pts. (1975-76)	
1974-75	at Grand View, L unavailable
1975-76	at Iowa, L 53-112
1977-78	at Grand View, W 88-73
1978-79	at Iowa, W 72-69
1979-80	at Grand View, W 99-66
1980-81	at Iowa, W 81-68
1981-82	at Grand View, L 54-76

Hampton

The Series: Iowa leads, 1-0	
Largest Margin of Victory: 33 pts. (2016-17)	
2016-17	at Iowa, W 84-51



IOWA WOMEN'S BASKETBALL

SERIES RECORD VS. OPPONENTS

Harvard

The Series: Iowa leads, 1-0

Largest Margin of Victory: 9 pts. (2011-12)

2011-12 _____ at Iowa, W 90-81

Houston

The Series: Iowa leads, 2-1

Largest Margin of Victory: 15 pts. (1993-94)

Largest Margin of Defeat: 6 pts. (2003-04)

1993-94 _____ at Neutral, W 59-44

2003-04 _____ at Iowa, L 64-70

2015-16 _____ at Neutral, W 64-50

Howard

The Series: Iowa leads, 1-0

Largest Margin of Victory: 33 pts. (1989-90)

1989-90 _____ at Iowa, W 90-57

Idaho State

The Series: Iowa leads, 2-0

Largest Margin of Victory: 48 pts. (2013-14)

1982-83 _____ at Iowa, W 74-65

2013-14 _____ at Iowa, W 95-47

Illinois

The Series: Iowa leads, 60-20

Largest Margin of Victory: 51 pts. (1987-88)

Largest Margin of Defeat: 26 pts. (1999-00)

Overtime Record: 1-0

Last 10 Games: 8-2

1974-75 _____ at Iowa, W 62-46

1975-76 _____ at Illinois, W 63-54

1976-77 _____ At Neutral, L 40-53

1976-77 _____ at Illinois, L 54-58

1977-78 _____ at Iowa, L 60-62

1978-79 _____ at Illinois, L 53-60

1979-80 _____ at Iowa, W 71-44

1980-81 _____ at Illinois, L 76-78

1981-82 _____ at Iowa, L 51-76

1982-83 _____ at Iowa, L 69-71

1982-83 _____ at Illinois, L 69-71

1983-84 _____ at Illinois, L 55-64

1983-84 _____ at Iowa, W 74-65

1984-85 _____ at Illinois, W 66-61

1984-85 _____ at Iowa, W 79-66

1985-86 _____ at Iowa, W 74-57

1985-86 _____ at Illinois, L 68-78

1986-87 _____ at Iowa, W 80-53

1986-87 _____ at Illinois, W 70-64

1987-88 _____ at Illinois, W 90-63

1987-88 _____ at Iowa, W 87-36

1988-89 _____ at Illinois, W 82-64

1988-89 _____ at Iowa, W 82-50

1989-90 _____ at Iowa, W 85-51

1989-90 _____ at Illinois, W 59-51

1990-91 _____ at Iowa, W 63-47

1990-91 _____ at Illinois, W 63-43

1991-92 _____ at Iowa, W 68-42

1991-92 _____ at Illinois, W 56-36

1992-93 _____ at Illinois, W 65-57

1992-93 _____ at Iowa, W 77-58

1993-94 _____ at Iowa, W 53-37

1993-94 _____ at Illinois, W 55-52

1994-95 _____ at Iowa, W 59-51

1994-95 _____ at Illinois, W 69-61

1995-96 _____ at Iowa, W 73-55

1995-96 _____ at Illinois, W 73-64

1995-96 _____ at Big Ten, W 74-56

1996-97 _____ at Illinois, L 75-83

1996-97 _____ at Big Ten, W 63-56

1997-98 _____ at Iowa, W 82-71

1998-99 _____ at Iowa, W 89-86

1988-99 _____ at Illinois, L 73-86

1999-00 _____ at Illinois, L 60-86

1999-00 _____ at Iowa, W 80-73

2000-01 _____ at Illinois, W 75-64

2000-01 _____ at Big Ten, W 86-79

2001-02 _____ at Iowa, W 79-71

2002-03 _____ at Iowa, L 72-82

2002-03 _____ at Illinois, L 58-73

2003-04 _____ at Iowa, W 91-73

2003-04 _____ at Illinois, W 89-64

2004-05 _____ at Illinois, W 72-58

2004-05 _____ at Iowa, W 87-63

2005-06 _____ at Iowa, W 84-65

2005-06 _____ at Illinois, W 71-60

2006-07 _____ at Iowa, L 69-74

2007-08 _____ at Illinois, W 60-58

2008-09 _____ at Illinois, W 72-62

2008-09 _____ at Iowa, W 69-56

2009-10 _____ at Illinois, W 74-65

2009-10 _____ at Iowa, W 77-67

2010-11 _____ at Illinois, W 80-69

2010-11 _____ at Iowa, W 83-64

2011-12 _____ at Iowa, W 69-62 (ot)

2012-13 _____ at Illinois, L 62-74

2013-14 _____ at Iowa, W 69-55

2013-14 _____ at Illinois, W 81-56

2013-14 _____ at Big Ten, W 81-62

2014-15 _____ at Illinois, L 61-73

2015-16 _____ at Iowa, W 61-56

2016-17 _____ at Illinois, L 65-70

2016-17 _____ at Iowa, W 78-58

2017-18 _____ at Iowa, W 84-71

2018-19 _____ at Illinois, W 94-75

2018-19 _____ at Iowa, W 88-66

2019-20 _____ at Iowa, W 108-72

2020-21 _____ at Illinois, W 107-68

2021-22 _____ at Iowa, W 82-56

2022-23 _____ at Illinois, L 86-90

Illinois State

The Series: Iowa leads, 7-1

Largest Margin of Victory: 40 pts. (2021-22)

Largest Margin of Defeat: 42 pts. (1975-76)

1975-76 _____ at Iowa, L 48-90

1978-79 _____ at ISU, W 82-71

1984-85 _____ at Iowa, W 65-57

1986-87 _____ at ISU, W 71-56

1996-97 _____ at Iowa, W 66-41

2009-10 _____ at Iowa, W 75-67

2012-13 _____ at Iowa, W 74-64

2021-22 _____ at Iowa, W 98-58

Illinois-Chicago

The Series: Tied, 1-1

Largest Margin of Victory: 17 pts. (1981-82)

Largest Margin of Defeat: 1 pt. (1980-81)

1980-81 _____ at Illinois-Chicago, L 77-78

1981-82 _____ at Iowa, W 69-52

Indian Hills CC

The Series: Iowa leads, 2-0

Largest Margin of Victory: 23 pts. (1976-77)

1976-77 _____ at Iowa, W 70-47

1976-77 _____ at IHCC, W 74-53

Indiana

The Series: Iowa leads, 55-22

Largest Margin of Victory: 38 pts. (1989-90)

Largest Margin of Defeat: 28 pts. (1974-75)

Overtime Record: 2-1

Last 10 Games: 6-4

1974-75 _____ at Iowa, L 58-86

1982-83 _____ at IU, L 51-68

1982-83 _____ at Iowa, L 59-65

1983-84 _____ at Iowa, W 54-50

1983-84 _____ at IU, L 62-68

1984-85 _____ at Iowa, W 69-49

1984-85 _____ at IU, L 48-63

1985-86 _____ at IU, W 47-46

1985-86 _____ at Iowa, W 63-47

1986-87 _____ At Neutral, W 63-56

1986-87 _____ at IU, W 60-49

1986-87 _____ at Iowa, W 71-50

1987-88 _____ at Iowa, W 72-48

1987-88 _____ at IU, W 71-47

1988-89 _____ at Iowa, W 77-61

1988-89 _____ at IU, W 70-63 (ot)

1989-90 _____ at IU, W 63-52



SERIES RECORD VS. OPPONENTS

1989-90	at Iowa, W 85-47
1990-91	at IU, L 59-74
1990-91	at Iowa, W 86-55
1991-92	at Iowa, W 80-71
1991-92	at IU, W 59-57
1992-93	at Iowa, W 79-50
1992-93	at IU, W 68-46
1993-94	at IU, L 58-82
1993-94	at Iowa, L 59-63
1994-95	at Iowa, W 60-55
1994-95	at IU, L 49-57
1995-96	at IU, W 64-56
1995-96	at Iowa, W 77-51
1996-97	at UI, W 78-58
1996-97	at Big Ten, W 87-53
1997-98	at Iowa, W 82-71
1998-99	at Iowa, W 66-58
1998-99	at IU, W 73-69
1999-00	at Iowa, W 82-68
1999-00	at IU, L 67-70
2000-01	at Iowa, W 83-56
2000-01	at Big Ten, W 81-76
2001-02	at IU, W 73-65
2001-02	at Big Ten, L 76-78 (ot)
2002-03	at Iowa, W 78-62
2002-03	at IU, L 68-89
2003-04	at Iowa, W 72-65
2003-04	at IU, W 78-69
2004-05	at Iowa, W 62-51
2004-05	at IU, W 56-53
2005-06	at IU, L 53-65
2005-06	at Iowa, W 78-70
2006-07	at IU, W 71-67
2006-07	at Big Ten, L 53-67
2007-08	at Iowa, W 81-65
2008-09	at IU, L 54-76
2008-09	at Iowa, W 69-67
2009-10	at Indiana, W 71-67
2009-10	at Iowa, W 76-64
2010-11	at Iowa, W 71-51
2010-11	at Indiana, W 93-79
2011-12	at Indiana, W 83-64
2012-13	at Iowa, W 75-70
2013-14	at Indiana, L 84-86
2013-14	at Iowa, W 84-75
2014-15	at Iowa, W 81-64
2015-16	at Indiana, L, 74-79
2015-16	at Iowa, W, 76-73
2016-17	at Indiana, L 77-80 (2ot)
2017-18	at Iowa, W 75-62
2018-19	at Indiana, L 73-75
2018-19	at Neutral, W 70-61
2019-20	at Iowa, W 91-85 (2ot)

2020-21	at Iowa, L 72-85
2020-21	at Indiana, L 80-89
2021-22	at Indiana, W 96-91
2021-22	at Iowa, W 88-82
2021-22	at Big Ten, W 74-67
2022-23	at Indiana, L 78-87
2022-23	at Iowa, W 86-85

Indiana State

The Series: Iowa leads, 2-0	
Largest Margin of Victory: 29 pts. (2006-07)	
1983-84	at Iowa, 88-83
2006-07	at ISU, 82-53

Iowa State

The Series: Iowa leads, 30-23	
Largest Margin of Victory: 44 pts. (1987-88)	
Largest Margin of Defeat: 29 pts. (1975-76)	
Overtime Record: 1-2	
Last 10 Games: 7-3	

1974-75	at Iowa, L 47-65
1975-76	at ISU, L 63-92
1976-77	at Iowa, L 58-71
1976-77	at Iowa, L 73-82
1977-78	at Iowa, L 71-74 (ot)
1977-78	at Neutral, W 77-60
1977-78	at Neutral, L 82-87
1978-79	at Iowa, W 87-70
1978-79	at Iowa, W 81-70
1978-79	at Neutral, W 68-67
1979-80	at ISU, L 69-80
1979-80	at Iowa, W 66-50
1980-81	at Iowa, W 67-66
1980-81	at ISU, W 66-62
1981-82	at ISU, L 59-82
1981-82	at Iowa, W 62-44
1981-82	at Neutral, L 52-64
1982-83	at Iowa, W 64-59
1983-84	at ISU, W 86-75 (ot)
1984-85	at Iowa, W 81-41
1985-86	at ISU, W 63-57
1986-87	at Iowa, W 70-51
1987-88	at ISU, W 93-49
1988-89	at Iowa, W 79-46
1989-90	at ISU, W 75-55
1991-92	at Iowa, W 70-58
1996-97	at Iowa, W 64-53
1997-98	at ISU, L 57-74
1998-99	at Iowa, L 65-81
1999-00	at ISU, L 69-79
2000-01	at Iowa, L 76-86
2001-02	at ISU, L 64-82
2002-03	at Iowa, W 64-39

2003-04	at ISU, L 94-101 (2ot)
2004-05	at Iowa, W 89-80
2005-06	at ISU, L 61-77
2006-07	at Iowa, L 74-80
2007-08	at ISU, L 44-58
2008-09	at Iowa, W 66-46
2009-10	at ISU, L 66-85
2010-11	at Iowa, W 62-40
2011-12	at ISU, L 54-62
2012-13	at Iowa, W 50-42
2013-14	at ISU, L 70-83
2014-15	at Iowa, W 76-67
2015-16	at ISU, L 66-69
2016-17	Iowa, W 88-76
2017-18	at ISU, W 61-55
2018-19	at Iowa, W 73-70
2019-20	at ISU, W 75-69
2020-21	at Iowa, W 82-80
2021-22	at ISU, L 70-77
2022-23	at Iowa, W 70-57

Iowa Wesleyan

The Series: Tied, 3-3	
Largest Margin of Victory: 28 pts. (1977-78)	
Largest Margin of Defeat: 36 pts. (1974-75)	
1974-75	at Iowa, L 32-68
1974-75	at Iowa Wesleyan, L 58-67
1975-76	at Iowa, W 60-54
1976-77	at Iowa, L 47-48
1977-78	at Iowa, W 76-48
1977-78	at Iowa Wesleyan, W 81-54

IUPUI

The Series: Iowa leads, 2-1	
Largest Margin of Victory: 14 pts. (2018-19)	
Largest Margin of Defeat: 1 pt. (2021-22)	
Overtime Record: 1-0	
2002-03	at Iowa, W 84-75 (OT)
2018-19	at Iowa, W 72-58
2021-22	at Iowa, L 73-74

James Madison

The Series: Iowa leads, 4-0	
Largest Margin of Victory: 30 pts. (1994-95)	
1993-94	at JMU, W, 72-44
1994-95	at Iowa, W, 60-30
2010-11	at Neutral, W 67-61
2016-17	at Neutral, W 90-75



IOWA WOMEN'S BASKETBALL

SERIES RECORD VS. OPPONENTS

Kansas

The Series: Kansas leads, 4-2

Largest Margin of Victory: 14 pts. (2006-07)

Largest Margin of Defeat: 21 pts. (2008-09)

Overtime Record: 1-0

1988-89 _____ at Kansas, L 63-67

1995-96 _____ at Kansas, W 68-58 (ot)

1997-98 _____ at Iowa, L 58-62

2006-07 _____ at Neutral, W 63-49

2008-09 _____ at Kansas, L 55-76

2009-10 _____ at Iowa, L 55-66

Kansas State

The Series: Kansas State leads, 5-1

Largest Margin of Victory: 6 pts. (2010-11)

Largest Margin of Defeat: 43 pts. (2002-03)

Overtime Record: 0-1

1978-79 _____ at KSU, L 80-93

2002-03 _____ at KSU, L 60-103

2003-04 _____ at Iowa, L 60-82

2010-11 _____ at Iowa, W 68-62

2011-12 _____ at KSU, L 78-81 (OT)

2022-23 _____ at KSU, L 83-84

Kent State

The Series: Iowa leads, 3-0

Largest Margin of Victory: 35 pts. (2016-17)

1998-99 _____ at Neutral, W 62-58

2001-02 _____ at Iowa, W 76-65

2016-17 _____ at Iowa, W 83-48

Kentucky

The Series: Iowa leads, 2-0

Largest Margin of Victory: 14 pts. (2020-21)

1991-92 _____ at UK, W 77-68

2020-21 _____ at NCAA, W 86-72

La Salle

The Series: Iowa leads, 1-0

Largest Margin of Victory: 19 pts. (1984-85)

1984-85 _____ at La Salle, W 70-51

Lewis University

The Series: Iowa leads, 1-0

Largest Margin of Victory: 26 pts. (2016-17)

2016-17 _____ at Iowa, W 61-35

Long Beach State

The Series: Tied 1-1

Largest Margin of Victory: 7 pts. (1987-88)

Largest Margin of Defeat: 20 pts. (1987-88)

1987-88 _____ at LBSU, L 78-98

1987-88 _____ at Neutral, W 82-75

LSU

The Series: Tied 2-2

Largest Margin of Victory: 9 pts. (1986-87)

Largest Margin of Defeat: 17 pts. (2022-23)

1985-86 _____ at LSU, L 56-57

1986-87 _____ at Iowa, W 68-59

1990-91 _____ at Iowa, W 73-65

2022-23 _____ at NCAA, L 85-102

Louisiana Tech

The Series: Louisiana Tech leads, 6-3

Largest Margin of Victory: 15 pts. (1990-91)

Largest Margin of Defeat: 25 pts. (1997-98)

Overtime Record: 0-1

1986-87 _____ at Iowa, L 65-66

1988-89 _____ at Neutral, L 58-62

1989-90 _____ at LTU, L 82-85

1990-91 _____ at Iowa, W 72-57

1991-92 _____ at LTU, W 61-57

1993-94 _____ at Iowa, W 70-66

1997-98 _____ at Neutral, L 58-83

2005-06 _____ at LTU, L 91-95 (2ot)

2006-07 _____ at Iowa, L 59-77

Louisville

The Series: Louisville leads, 2-1

Largest Margin of Defeat: 34 pts. (2014-15)

2013-14 _____ at Iowa, L 53-83

2014-15 _____ at Louisville, L 52-86

2022-23 _____ at NCAA, W 97-83

Luther

The Series: Luther leads, 3-1

Largest Margin of Victory: 6 pts. (1976-77)

Largest Margin of Defeat: 49 pts. (1975-76)

1975-76 _____ at Luther, L 45-94

1976-77 _____ at Iowa, L 57-76

1976-77 _____ at Iowa, W 77-71

1977-78 _____ at Luther, L 60-72

Marist

The Series: Iowa leads 1-0

Largest Margin of Victory: 22 pts. (2013-14)

2013-14 _____ at Iowa, W 87-65

Marquette

The Series: Iowa leads 5-1

Largest Margin of Victory: 18 pts. (2001-02)

Largest Margin of Defeat: 5 pts. (1999-00)

1999-00 _____ at Marquette, L 64-69

2000-01 _____ at Iowa, W 70-57

2001-02 _____ at Neutral, W 90-72

2002-03 _____ at Iowa, W 76-73

2003-04 _____ at Marquette, W 65-62

2004-05 _____ at Iowa, W 78-72

Marshalltown CC

The Series: Iowa leads 1-0

Largest Margin of Victory: 53 pts. (1976-77)

1976-77 _____ at MCC, W 79-26

Marycrest

The Series: Iowa leads 1-0

Largest Margin of Victory: 36 pts. (1974-75)

1974-75 _____ at Iowa, W 73-37

Maryland

The Series: Maryland leads, 11-6

Largest Margin of Victory: 16 pts. (1992-93)

Largest Margin of Defeat: 34 pts. (2019-20)

Last 10 Games: 5-5

1992-93 _____ at Maryland, W 53-50

2014-15 _____ at Maryland, L 88-93

2015-16 _____ at Iowa, L 56-76

2015-16 _____ at Big Ten, L 55-75

2016-17 _____ at Iowa, L 82-98

2016-17 _____ at Maryland, L 81-100

2017-18 _____ at Maryland, L 64-80

2018-19 _____ at Iowa, W 86-73

2018-19 _____ at Neutral, W 90-76

2019-20 _____ at Iowa, W 66-61

2019-20 _____ at Maryland, L 59-93

2020-21 _____ at Maryland, L 93-111

2020-21 _____ at Big Ten, L 84-104

2021-22 _____ at Maryland, L 69-81

2022-23 _____ at Iowa, W 96-82

2022-23 _____ at Maryland, L 68-96

2022-23 _____ at Big Ten, W 89-84

Massachusetts

The Series: Iowa leads 2-0

Largest Margin of Victory: 41 pts. (2016-17)

1997-98 _____ at UMass, W 77-59

2016-17 _____ at Iowa, W 71-30

Memphis

The Series: Iowa leads 1-0

Largest Margin of Victory: 21 pts. (1985-86)

1985-86 _____ at Iowa, W 77-56

Mercer

The Series: Iowa leads 1-0

Largest Margin of Victory: 5 pts. (2018-19)

2018-19 _____ at Iowa, W 66-61



SERIES RECORD VS. OPPONENTS

Miami of Ohio

The Series: Iowa leads 1-0

Largest Margin of Victory: 29 pts. (1988-89)

1988-89 _____ at Iowa, W 73-44

Miami (FL)

The Series: Iowa leads 4-0

Largest Margin of Victory: 29 pts. (1985-86)

1985-86 _____ at Iowa, W 75-46

1985-86 _____ at Iowa, W 83-63

2012-13 _____ at Iowa (NCAA), W 69-53

2014-15 _____ at Iowa (NCAA), W 88-70

Michigan

The Series: Iowa leads, 53-20

Largest Margin of Victory: 40 pts. (1988-89)

Largest Margin of Defeat: 23 pts. (1996-97)

Overtime Record: 0-1

Last 10 Games: 7-3

1978-79 _____ at Neutral, W 79-70

1982-83 _____ at Michigan, L 62-83

1982-83 _____ at Iowa, W 72-50

1983-84 _____ at Iowa, W 70-51

1983-84 _____ at Michigan, W 71-54

1984-85 _____ at Iowa, W 70-45

1984-85 _____ at Michigan, W 79-49

1985-86 _____ at Michigan, L 56-58

1985-86 _____ at Iowa, W 63-42

1986-87 _____ at Iowa, W 75-54

1986-87 _____ at Michigan, W 78-54

1987-88 _____ at Michigan, W 89-54

1987-88 _____ at Iowa, W 76-55

1988-89 _____ at Iowa, W 82-42

1988-89 _____ at Michigan, W 79-61

1989-90 _____ at Michigan, W 65-54

1989-90 _____ at Iowa, W 78-47

1990-91 _____ at Iowa, W 79-60

1990-91 _____ at Michigan, W 76-64

1991-92 _____ at Michigan, W 73-61

1991-92 _____ at Iowa, W 81-45

1992-93 _____ at Michigan, W 84-54

1992-93 _____ at Iowa, W 71-34

1993-94 _____ at Iowa, W 78-56

1993-94 _____ at Michigan, W 65-55

1994-95 _____ at Iowa, W 53-36

1994-95 _____ at Michigan, W 71-43

1995-96 _____ at Michigan, W 69-53

1995-96 _____ at Iowa, W 74-52

1996-97 _____ at Iowa, L 63-75

1997-98 _____ at Michigan, L 65-69 (ot)

1998-99 _____ at Iowa, L 67-83

1998-99 _____ at Michigan, W 78-75

1999-00 _____ at Michigan, L 78-82

1999-00 _____ at Iowa, L 61-78

2000-01 _____ at Iowa, W 79-58

2000-01 _____ at Michigan, L 78-80

2001-02 _____ at Michigan, L 74-82

2001-02 _____ at Iowa, L 80-91

2002-03 _____ at Michigan, W 65-57

2003-04 _____ at Iowa, W 66-46

2004-05 _____ at Iowa, W 71-63

2004-05 _____ at Michigan, W 71-63

2004-05 _____ at Big Ten, W 70-42

2005-06 _____ at Michigan, W 77-63

2005-06 _____ at Iowa, W 67-55

2006-07 _____ at Iowa, W 66-49

2007-08 _____ at Michigan, L 46-63

2007-08 _____ at Iowa, W 66-61

2007-08 _____ at Big Ten, W 58-37

2008-09 _____ at Iowa, W 77-69

2008-09 _____ at Michigan, W 68-64

2009-10 _____ at Iowa, L 51-54

2009-10 _____ at Michigan, L 46-63

2010-11 _____ at Iowa, L 53-60

2011-12 _____ at Michigan, W 58-57

2011-12 _____ at Iowa, W 79-71

2012-13 _____ at Iowa, L 64-68

2012-13 _____ at Michigan, W 63-57

2013-14 _____ at Michigan, W 74-70

2014-15 _____ at Iowa, W 76-70

2015-16 _____ at Michigan, L 75-82

2015-16 _____ at Iowa, W 85-69

2015-16 _____ at Big Ten, W 97-85

2016-17 _____ at Michigan, L 70-72

2017-18 _____ at Iowa, W 82-72

2018-19 _____ at Iowa, W 75-61

2018-19 _____ at Michigan, L 81-90

2019-20 _____ at Michigan, L 63-78

2020-21 _____ at Iowa, W 89-67

2021-22 _____ at Michigan, L 90-98

2021-22 _____ at Iowa, W 104-80

2022-23 _____ at Michigan, W 94-85

Michigan State

The Series: Iowa leads, 42-30

Largest Margin of Victory: 30 pts. (1992-93)

Largest Margin of Defeat: 29 pts. (1975-76)

Overtime Records: 3-1

Last 10 Games: 7-3

1975-76 _____ At Neutral, L 54-83

1979-80 _____ At Neutral, W 63-58

1982-83 _____ at MSU, L 56-64

1982-83 _____ at Iowa, L 62-70

1983-84 _____ at Iowa, W 70-62

1983-84 _____ at MSU, W 72-62

1984-85 _____ at Iowa, W 53-36

1984-85 _____ at MSU, W 77-55

1985-86 _____ at MSU, W 60-57

1985-86 _____ at Iowa, W 61-48

1986-87 _____ at Iowa, W 83-61

1986-87 _____ at MSU, W 71-49

1987-88 _____ at MSU, W 77-52

1987-88 _____ at Iowa, W 52-46

1988-89 _____ at Iowa, W 89-49

1988-89 _____ at MSU, W 74-63

1989-90 _____ at MSU, L 61-62

1989-90 _____ at Iowa, W 86-58

1990-91 _____ at Iowa, L 54-64

1990-91 _____ at MSU, L 48-49

1991-92 _____ at MSU, W 71-64

1991-92 _____ at Iowa, W 70-47

1992-93 _____ at MSU, W 75-55

1992-93 _____ at Iowa, W 76-46

1993-94 _____ at Iowa, W 54-46

1993-94 _____ at MSU, W 63-56

1994-95 _____ at MSU, L 70-71 (2ot)

1994-95 _____ at Iowa, L 55-62

1995-96 _____ at Iowa, W 75-56

1995-96 _____ at MSU, W 71-65

1996-97 _____ at Iowa, W 82-62

1997-98 _____ at MSU, L 62-66

1998-99 _____ at MSU, L 64-70

1998-99 _____ at Iowa, L 69-81

1999-00 _____ at Iowa, L 77-82

1999-00 _____ at MSU, L 64-74

2000-01 _____ at Iowa, W 50-47

2000-01 _____ at MSU, W 71-56

2001-02 _____ at Iowa, W 75-55

2001-02 _____ at MSU, W 69-59

2002-03 _____ at Iowa, L 58-68

2003-04 _____ at MSU, W 78-67

2003-04 _____ at Big Ten, L 54-81

2004-05 _____ at MSU, L 56-68

2004-05 _____ at Iowa, L 60-67

2005-06 _____ at Iowa, W 75-64

2005-06 _____ at MSU, L 71-73

2005-06 _____ at Big Ten, L 58-79

2006-07 _____ at Iowa, L 63-83

2006-07 _____ at MSU, L 57-67

2007-08 _____ at MSU, L 65-73

2007-08 _____ at Iowa, W 82-64

2008-09 _____ at MSU, L 56-68

2009-10 _____ at Iowa, W 77-66

2009-10 _____ at Big Ten, W 59-54

2010-11 _____ at MSU, L 60-63

2010-11 _____ at Iowa, W 66-64

2011-12 _____ at Iowa, W 74-57

2012-13 _____ at MSU, L 54-65

2013-14 _____ at Iowa, L 72-88

2014-15 _____ at MSU, W 52-50



IOWA WOMEN'S BASKETBALL

SERIES RECORD VS. OPPONENTS

2015-16 _____ at MSU, L, 73-80
 2015-16 _____ at Iowa, L, 69-74
 2016-17 _____ at Iowa, W 87-83 (ot)
 2017-18 _____ at MSU, W 71-68 (ot)
 2018-19 _____ at MSU, L 70-84
 2018-19 _____ at Iowa, W 86-71
 2019-20 _____ at Iowa, W 74-57
 2020-21 _____ at MSU, L 82-86
 2020-21 _____ at Big Ten, W 87-72
 2021-22 _____ at Iowa, W 88-61
 2022-23 _____ at MSU, W 84-81 (OT)

Middle Tennessee State

The Series: Iowa leads 1-0
 Largest Margin of Victory: 6 pts. (2012-13)
 Overtime Record: 1-0
 2012-13 _____ at Iowa, W 69-63 (ot)

Minnesota

The Series: Iowa leads, 56-27
 Largest Margin of Victory: 56 pts. (2021-22)
 Largest Margin of Defeat: 47 pts. (1981-82)
 Overtime Record: 1-2
 Last 10 Games: 9-1
 1974-75 _____ at Iowa, W 55-33
 1977-78 _____ at Iowa, L 79-84
 1978-79 _____ at Iowa, W 91-82
 1978-79 _____ at Minnesota, L 79-90
 1978-79 _____ At Neutral, L 64-86
 1979-80 _____ at Iowa, W 70-68
 1979-80 _____ at Minnesota, L 67-72
 1980-81 _____ at Iowa, L 71-94
 1980-81 _____ at Minnesota, L 52-71
 1981-82 _____ at Iowa, L 52-77
 1981-82 _____ at Minnesota, L 43-90
 1982-83 _____ at Iowa, L 62-73
 1982-83 _____ at Minnesota, L 53-78
 1983-84 _____ at Minnesota, L 55-57
 1983-84 _____ at Iowa, W 79-58
 1984-85 _____ at Iowa, W 60-38
 1984-85 _____ at Minnesota, W 66-58
 1985-86 _____ at Minnesota, W 66-63
 1985-86 _____ at Iowa, W 61-51
 1986-87 _____ at Iowa, W 81-40
 1986-87 _____ at Minnesota, W 78-60
 1987-88 _____ at Minnesota, W 84-41
 1987-88 _____ at Iowa, W 100-51
 1988-89 _____ at Iowa, W 97-54
 1988-89 _____ at Minnesota, W 87-73
 1989-90 _____ at Minnesota, W 79-43
 1989-90 _____ at Iowa, W 87-58
 1990-91 _____ at Iowa, W 70-51
 1990-91 _____ at Minnesota, W 70-46

1991-92 _____ at Iowa, W 85-68
 1991-92 _____ at Minnesota, W 65-47
 1992-93 _____ at Minnesota, W 75-47
 1992-93 _____ at Iowa, W 83-59
 1993-94 _____ at Iowa, W 69-59
 1993-94 _____ at Minnesota, L 58-64
 1994-95 _____ at Minnesota, L 56-70
 1994-95 _____ at Big Ten, W 57-44
 1995-96 _____ at Iowa, W 94-51
 1996-97 _____ at Minnesota, W 61-48
 1996-97 _____ at Iowa, W 78-42
 1997-98 _____ at Iowa, W 91-55
 1997-98 _____ at Minnesota, W 71-59
 1998-99 _____ at Minnesota, W 66-58
 1998-99 _____ at Iowa, W 79-62
 1999-00 _____ at Iowa, W 80-51
 1999-00 _____ at Minnesota, W 77-53
 2000-01 _____ at Minnesota, W 82-71
 2001-02 _____ at Iowa, L 83-94
 2002-03 _____ at Minnesota, L 65-94
 2002-03 _____ at Iowa, L 60-77
 2002-03 _____ at Big Ten, W 80-77
 2003-04 _____ at Minnesota, L 61-75
 2003-04 _____ at Iowa, W 81-61
 2004-05 _____ at Minnesota, L 50-81
 2005-06 _____ at Iowa, L 68-80
 2006-07 _____ at Minnesota, W 58-56
 2006-07 _____ at Iowa, L 78-80 (ot)
 2007-08 _____ at Minnesota, W 68-66 (ot)
 2007-08 _____ at Iowa, W 72-69
 2008-09 _____ at Iowa, W 74-57
 2008-09 _____ at Minnesota, L 58-64
 2008-09 _____ at Big Ten, W 79-64
 2009-10 _____ at Minnesota, L 69-72 (ot)
 2009-10 _____ at Iowa, W 75-54
 2010-11 _____ at Minnesota, W 89-76
 2010-11 _____ at Iowa, W 64-62
 2011-12 _____ at Iowa, W 75-58
 2012-13 _____ at Minnesota, L 60-72
 2013-14 _____ at Iowa, W 78-71
 2013-14 _____ at Minnesota, W 64-56
 2014-15 _____ at Minnesota, L 80-93
 2014-15 _____ at Iowa, W 92-76
 2015-16 _____ at Minnesota, L 76-78
 2016-17 _____ at Iowa, W 80-65
 2017-18 _____ at Minnesota, L 72-77
 2017-18 _____ at Iowa, W 92-84
 2017-18 _____ at Big Ten, L 89-90
 2018-19 _____ at Minnesota, W 81-63
 2019-20 _____ at Minnesota, W 76-75
 2019-20 _____ at Iowa, W 90-82
 2020-21 _____ at Iowa, W 92-79
 2020-21 _____ at Minnesota, W 94-68

2021-22 _____ at Minnesota, W 105-49
 2021-22 _____ at Iowa, W 88-78
 2022-23 _____ at Iowa, W 87-64

Minnesota State-Moorhead

The Series: Iowa leads 1-0
 Largest Margin of Victory: 29 pts. (2017-18)
 2017-18 _____ at Iowa, W 85-56

Mississippi Valley State

The Series: Iowa leads 1-0
 Largest Margin of Victory: 6 pts. (2011-12)
 2011-12 _____ at Iowa, W 86-80

Mississippi State

The Series: Iowa leads, 1-0
 Largest Margin of Victory: 6 pts. (2007-08)
 2007-08 _____ at Neutral, W 60-54

Missouri

The Series: Iowa leads, 6-1
 Largest Margin of Victory: 27 pts. (1991-92)
 Largest Margin of Defeat: 10 pts. (2003-04)
 1987-88 _____ at Iowa, W 85-71
 1998-99 _____ at Iowa, W 75-68
 1991-92 _____ at Missouri, W 89-62
 2002-03 _____ at Iowa, W 87-65
 2003-04 _____ at Missouri, L 65-75
 2004-05 _____ at Iowa, W 75-54
 2018-19 _____ at Iowa, W 68-52

Missouri Southern

The Series: Iowa leads, 1-0
 Largest Margin of Victory: 5 pts. (1978-79)
 1978-79 _____ at Neutral, W 89-84

Missouri State

The Series: Iowa leads, 5-4
 Largest Margin of Victory: 54 pts. (2012-13)
 Largest Margin of Defeat: 14 pts. (2000-01)
 Overtime Record: 0-1
 1991-92 _____ at Iowa, L 60-61 (ot)
 1993-94 _____ at Iowa, W 67-55
 1994-95 _____ at MSU, L 48-60
 2000-01 _____ at MSU, L 87-101
 2001-02 _____ at Iowa, W 84-64
 2004-05 _____ at MSU, L 80-89
 2006-07 _____ at Neutral, W 79-70
 2012-13 _____ at Iowa, W 97-43
 2016-17 _____ at Iowa (WNIT), W 95-74



SERIES RECORD VS. OPPONENTS

Montana

The Series: Tied, 1-1
 Largest Margin of Victory: 9 pts. (1990-91)
 Largest Margin of Defeat: 11 pts. (1980-81)
 1980-81 _____ at Montana, L 54-63
 1990-91 _____ at Montana, W 64-53

Morgan State

The Series: Iowa leads, 1-0
 Largest Margin of Victory: 44 pts. (2017-18)
 2017-18 _____ at Neutral, W 90-46

Mount St. Mary's

The Series: Iowa leads, 2-0
 Largest Margin of Victory: 26 pts. (2000-01)
 1993-94 _____ at Iowa, W 70-47
 2000-01 _____ at Mount St. Mary's, W 89-63

Mt. Mercy

The Series: Mt. Mercy leads, 8-1
 Largest Margin of Victory: 4 pts. (1976-77)
 Largest Margin of Defeat: 29 pts. (1975-76)
 1974-75 _____ at Iowa, L 59-70
 1974-75 _____ at Mt. Mercy, L 66-76
 1975-76 _____ at Iowa, L 41-70
 1975-76 _____ at Iowa, L 35-61
 1975-76 _____ at Iowa, L 49-59
 1975-76 _____ at Mt. Mercy, L 75-90
 1976-77 _____ at Iowa, W 65-61
 1977-78 _____ at Mt. Mercy, L 75-86
 1978-79 _____ at Iowa, L 66-71

National College

The Series: Iowa leads, 2-0
 Largest Margin of Victory: 19 pts. (1982-83)
 1981-82 _____ at National College, W 66-59
 1982-83 _____ at Iowa, W 71-52

Nebraska

The Series: Iowa leads, 22-15
 Largest Margin of Victory: 34 pts. (1990-91)
 Largest Margin of Defeat: 20 pts. (2012-13)
 Overtime Record: 1-0
 Last 10 Games: 9-1
 1977-78 _____ at Neutral, L 63-71
 1979-80 _____ at Nebraska, L 66-67
 1984-85 _____ at Iowa, W 62-41
 1986-87 _____ at Nebraska, L 74-85
 1987-88 _____ at Iowa, W 68-58
 1988-89 _____ at Neutral, W 84-67
 1989-90 _____ at Nebraska, W 74-55
 1990-91 _____ at Iowa, W 80-46
 1991-92 _____ at Nebraska, W 64-59

1996-97 _____ at Neutral, L 67-73
 2004-05 _____ at Nebraska, W 71-67
 2011-12 _____ at Iowa, L 72-77
 2011-12 _____ at Nebraska, L 53-60
 2011-12 _____ at Big Ten, L 68-80
 2012-13 _____ at Iowa, L 75-76
 2012-13 _____ at Nebraska, L 46-66
 2012-13 _____ at Big Ten, L 61-76
 2013-14 _____ at Iowa, L 67-80
 2013-14 _____ at Big Ten, L 65-72
 2014-15 _____ at Iowa, W 78-72 (ot)
 2014-15 _____ at Nebraska, W 69-61
 2014-15 _____ at Big Ten, W 74-65
 2015-16 _____ at Nebraska, W 74-68
 2016-17 _____ at Iowa, W 75-72
 2017-18 _____ at Nebraska, L 65-74
 2017-18 _____ at Iowa, L 74-92
 2018-19 _____ at Iowa, W 30-61
 2018-19 _____ at Nebraska, W 74-58
 2019-20 _____ at Nebraska, L 69-78
 2019-20 _____ at Iowa, W 76-60
 2020-21 _____ at Nebraska, W 88-81
 2020-21 _____ at Iowa, W 83-75
 2021-22 _____ at Nebraska, W 95-86
 2021-22 _____ at Iowa, W 93-83
 2021-22 _____ at Big Ten, W 83-66
 2022-23 _____ at Iowa, W 80-76
 2022-23 _____ at Nebraska, W 80-60

Nebraska-Omaha

The Series: Tied, 1-1
 Largest Margin of Victory: 2 pts. (1978-79)
 Largest Margin of Defeat: 10 pts. (1981-82)
 1978-79 _____ at Iowa, W 63-61
 1981-82 _____ at UNO, L 54-64

Nevada

The Series: Iowa leads, 1-0
 Largest Margin of Victory: 14 pts. (2000-01)
 2000-01 _____ at Iowa, W 73-59

New Hampshire

The Series: Iowa leads, 1-0
 Largest Margin of Victory: 43 pts. (2021-22)
 2021-22 _____ at Iowa, W 93-50

New Mexico State

The Series: Iowa leads, 1-0
 Largest Margin of Victory: 14 pts. (1980-81)
 1980-81 _____ at New Mexico State, W 83-69

New Orleans

The Series: Iowa leads, 1-0
 Largest Margin of Victory: 22 pts. (1986-87)
 1986-87 _____ at Iowa, W 68-46

North Alabama

The Series: Iowa leads, 1-0
 Largest Margin of Victory: 5 pts. (2019-20)
 2019-20 _____ at Iowa, W 86-81

North Carolina

The Series: Tied, 2-2
 Largest Margin of Victory: 25 pts. (1989-90)
 Largest Margin of Defeat: 13 pts. (2012-13)
 1989-90 _____ at Neutral, W 106-81
 1995-96 _____ at Neutral, W 73-64
 2010-11 _____ at North Carolina, L 67-79
 2012-13 _____ at Iowa, L 64-77

North Carolina Central

The Series: Iowa leads, 2-0
 Largest Margin of Victory: 67 pts. (2018-19)
 2018-19 _____ at Iowa, W 106-39
 2019-20 _____ at Iowa, W 102-50

North Carolina State

The Series: Tied, 2-2
 Largest Margin of Victory: 18 pts. (2018-19)
 Largest Margin of Defeat: 13 pts. (2022-23)
 1996-97 _____ at Neutral, W 56-50
 2002-3 _____ at Neutral, L 66-69 (ot)
 2018-19 _____ at Neutral (Sweet 16), W 79-61
 2022-23 _____ at Iowa, L 81-94

North Dakota

The Series: Iowa leads, 3-0
 Largest Margin of Victory: 26 pts. (2013-14)
 2013-14 _____ at Iowa, W, 88-62
 2015-16 _____ at Iowa, W, 83-61
 2016-17 _____ at North Dakota, W 75-60

Northern Illinois

The Series: Iowa leads, 7-5
 Largest Margin of Victory: 44 pts. (2007-08)
 Largest Margin of Defeat: 12 pts. (1981-82)
 Last 10 Games: 6-5
 1974-75 _____ at NIU, W 58-37
 1975-76 _____ at Iowa, L 53-54
 1977-78 _____ at NIU, W 96-44
 1981-82 _____ at Iowa, L 57-69
 1982-83 _____ at NIU, L 71-74
 1983-84 _____ at Iowa, L 65-69
 1987-88 _____ at NIU, W 81-73
 1992-93 _____ at Iowa, W 92-59



IOWA WOMEN'S BASKETBALL

SERIES RECORD VS. OPPONENTS

1993-94 _____ at NIU, L 56-59
 2007-08 _____ at Iowa, W 87-43
 2012-13 _____ at Iowa, W 63-40
 2017-18 _____ at Iowa, W 105-80

Northern Iowa

The Series: Iowa leads, 25-3
 Largest Margin of Victory: 49 pts. (2016-17)
 Largest Margin of Defeat: 44 pts. (1974-75)
 Overtime Record: 1-0
 Last 10 Games: 9-1

1974-75 _____ at UNI, L 39-83
 1977-78 _____ at Iowa, W 74-54
 1978-79 _____ at Iowa, W 106-61
 1978-79 _____ at UNI, W 90-55
 1981-82 _____ at UNI, W 74-68 (ot)
 1982-83 _____ at Iowa, W 66-65
 1983-84 _____ at UNI, W 71-64
 2002-03 _____ at Iowa, W 98-68
 2003-04 _____ at UNI, W 76-67
 2004-05 _____ at Iowa, W 77-50
 2005-06 _____ at UNI, W 65-54
 2006-07 _____ at Iowa, L 62-83
 2007-08 _____ at UNI, W 77-67
 2008-09 _____ at Iowa, W 72-46
 2009-10 _____ at UNI, W 81-70
 2010-11 _____ at Iowa, W 75-64
 2011-12 _____ at UNI, W 78-74
 2012-13 _____ at Iowa, W 68-46
 2013-14 _____ at UNI, W 67-60
 2014-15 _____ at Iowa, W 73-45
 2015-16 _____ at Iowa, W 80-65
 2016-17 _____ at Iowa, W 88-39
 2017-18 _____ at UNI, W 71-47
 2018-19 _____ at Iowa, W 83-57
 2019-20 _____ at UNI, L 66-88
 2020-21 _____ at Iowa, W 96-81
 2021-22 _____ at UNI, W 82-61
 2022-23 _____ at Iowa, W 88-74

North Iowa Area CC

The Series: Iowa leads, 1-0
 Largest Margin of Victory: 5 pts. (1976-77)
 1976-77 _____ at NIACC, W 70-65

Northeast Missouri

The Series: Iowa leads, 1-0
 Largest Margin of Victory: 12 pts. (1978-79)
 1978-79 _____ at Northeast Missouri, W 62-50

Northwest Missouri

The Series: Tied, 2-2
 Largest Margin of Victory: 13 pts. (1980-81)
 Largest Margin of Defeat: 21 pts. (1979-80)
 Overtime Record: 0-1

1978-79 _____ at Iowa, W 71-63
 1979-80 _____ at Iowa, L 71-73 (ot)
 1979-80 _____ at NW Missouri, L 50-71
 1980-81 _____ at Iowa, W 83-70

Northeastern

The Series: Iowa leads, 1-0
 Largest Margin of Victory: 28 pts. (2010-11)
 2010-11 _____ at Iowa, W, 87-59

Northwestern

The Series: Iowa leads, 60-18
 Largest Margin of Victory: 40 pts. (2000-01)
 Largest Margin of Defeat: 27 pts. (1982-83)
 Overtime Record: 2-0
 Last 10 Games: 6-4

1979-80 _____ at Neutral, L 66-69
 1980-81 _____ at Northwestern, L 63-85
 1980-81 _____ at Iowa, L 80-92
 1982-83 _____ at Iowa, L 56-71
 1982-83 _____ at Northwestern, L 54-81
 1983-84 _____ at Northwestern, L 51-59
 1983-84 _____ at Iowa, W 72-61
 1984-85 _____ at Northwestern, W 70-51
 1984-85 _____ at Iowa, W 71-61
 1985-86 _____ at Iowa, W 72-58
 1985-86 _____ at Northwestern, W 69-66 (ot)
 1986-87 _____ at Northwestern, W 72-61
 1986-87 _____ at Iowa, W 70-53
 1987-88 _____ at Iowa, W 81-43
 1987-88 _____ at Northwestern, W 76-66
 1988-89 _____ at Northwestern, W 63-53
 1988-89 _____ at Iowa, W 77-46
 1989-90 _____ at Iowa, L 63-64
 1989-90 _____ at Northwestern, W 64-43
 1990-91 _____ at Northwestern, W 64-60
 1990-91 _____ at Iowa, W 67-58
 1991-92 _____ at Northwestern, W 90-72
 1991-92 _____ at Iowa, W 73-65
 1992-93 _____ at Northwestern, W 60-55
 1992-93 _____ at Iowa, W 68-62
 1993-94 _____ at Iowa, W 67-59
 1993-94 _____ at Northwestern, L 47-55
 1994-95 _____ at Iowa, L 57-58
 1995-96 _____ at Northwestern, W 64-51
 1996-97 _____ at Northwestern, W 73-61
 1996-97 _____ at Iowa, W 80-56
 1996-97 _____ at Big Ten, W 78-68

1997-98 _____ at Iowa, W 65-58
 1997-98 _____ at Northwestern, W 74-71
 1998-99 _____ at Iowa, W 86-69
 1998-99 _____ at Neutral, L 71-75
 1999-00 _____ at Northwestern, L 52-53
 1999-00 _____ at Big Ten, L 59-68
 2000-01 _____ at Iowa, W 95-61
 2000-01 _____ at Northwestern W 92-52
 2001-02 _____ at Northwestern, W 74-47
 2001-02 _____ at Iowa, W 82-68
 2002-03 _____ at Iowa, W 72-60
 2002-03 _____ at Big Ten, W 70-58
 2003-04 _____ at Northwestern, W 76-61
 2004-05 _____ at Iowa, W 81-76
 2004-05 _____ at Northwestern, W 60-40
 2005-06 _____ at Northwestern, W 80-48
 2005-06 _____ at Iowa, W 76-61
 2006-07 _____ at Northwestern, W 63-61
 2007-08 _____ at Northwestern, W 70-55
 2007-08 _____ at Iowa, W 68-42
 2008-09 _____ at Iowa, W 74-46
 2008-09 _____ at Northwestern, W 86-79
 2009-10 _____ at Iowa, W 78-69
 2009-10 _____ at Northwestern, L 66-72
 2010-11 _____ at Northwestern, W 86-75
 2011-12 _____ at Iowa, W 86-55
 2011-12 _____ at Northwestern, W 70-63
 2012-13 _____ at Iowa, L 65-67
 2012-13 _____ at Northwestern, W 62-45
 2012-13 _____ at Big Ten, W 60-55
 2013-14 _____ at Iowa, W 90-84
 2014-15 _____ at Iowa, W 83-70
 2014-15 _____ at Northwestern, W 102-99
 2015-16 _____ at Northwestern, W 79-64
 2016-17 _____ at Iowa, W 78-59
 2016-17 _____ at Big Ten, L 73-78
 2017-18 _____ at Northwestern, W 70-61
 2017-18 _____ at Big Ten, W 55-45
 2018-19 _____ at Iowa, W 74-50
 2019-20 _____ at Northwestern, W 77-51
 2020-21 _____ at Northwestern, L 67-77
 2020-21 _____ at Iowa, L 80-87
 2021-22 _____ at Iowa, L 69-77
 2021-22 _____ at Northwestern, W 72-67 (ot)
 2021-22 _____ at Big Ten, W 72-594
 2022-23 _____ at Iowa, W 93-64

Notre Dame

The Series: Notre Dame leads, 4-0
 Largest Margin of Defeat: 34 pts. (2018-19)

1996-97 _____ at Iowa, L 50-61
 2012-13 _____ at Iowa (NCAA), L 57-74
 2016-17 _____ at Iowa, L 58-73



SERIES RECORD VS. OPPONENTS

2018-19 _____ at ND, L 71-105

NW Louisiana State

The Series: NW Louisiana State leads, 1-0

Largest Margin of Defeat: 1 pt. (1994-95)

1994-95 _____ at Neutral, L 53-54

Ohio University

The Series: Iowa leads, 1-0

Largest Margin of Victory: 45 pts. (1991-92)

1991-92 _____ at Iowa, W 97-52

Ohio State

The Series: Iowa leads, 38-37

Largest Margin of Victory: 43 pts. (1989-90)

Largest Margin of Defeat: 36 pts. (2006-07)

Overtime Record: 1-2

Last 10 Games: 5-5

1979-80 _____ At Neutral, W 61-60

1982-83 _____ at OSU, L 57-77

1982-83 _____ at Iowa, L 57-72

1983-84 _____ at Iowa, L 56-64

1983-84 _____ at OSU, L 60-82

1984-85 _____ at Iowa, L 47-56

1984-85 _____ at OSU, L 41-64

1985-86 _____ at OSU, L 54-70

1985-86 _____ at Iowa, W 75-64

1986-87 _____ at OSU, L 54-67

1986-87 _____ at Iowa, W 66-54

1987-88 _____ at Iowa, W 75-64

1987-88 _____ at OSU, L 56-58

1988-89 _____ at Iowa, W 84-70

1988-89 _____ at OSU, L 57-66

1989-90 _____ at OSU, W 71-48

1989-90 _____ at Iowa, W 94-51

1990-91 _____ at OSU, W 88-68

1990-91 _____ at Iowa, W 70-47

1991-92 _____ at Iowa, W 73-56

1991-92 _____ at OSU, W 68-59

1992-93 _____ at Iowa, W 79-62

1992-93 _____ at OSU, L 60-72

1992-93 _____ at Final Four, L 72-73 (ot)

1993-94 _____ at OSU, W 64-61

1993-94 _____ at Iowa, W 59-57

1994-95 _____ at Iowa, W 57-51

1995-96 _____ at OSU, W 82-75

1996-97 _____ at OSU, W 69-59

1996-97 _____ at Iowa, W 80-59

1997-98 _____ at Iowa, W 66-57

1997-98 _____ at OSU, W 74-71

1997-98 _____ at Big Ten, W 72-54

1998-99 _____ at OSU, L 66-70

1999-00 _____ at Iowa, W 68-60

2000-01 _____ at OSU, L 52-79

2000-01 _____ at Iowa, W 74-59

2001-02 _____ at OSU, L 63-82

2001-02 _____ at Iowa, W 70-65

2002-03 _____ at OSU, L 59-74

2003-04 _____ at Iowa, L 82-93

2004-05 _____ at OSU, L 57-80

2004-05 _____ at Iowa, L 60-67

2005-06 _____ at Iowa, L 62-72

2005-06 _____ at OSU, L 77-88

2006-07 _____ at Iowa, L 67-73

2006-07 _____ at OSU, L 49-85

2007-08 _____ at Iowa, L 65-73

2007-08 _____ at OSU, L 56-69

2008-09 _____ at Iowa, W 85-75

2008-09 _____ at Big Ten, L 56-72

2009-10 _____ at OSU, L 82-86

2009-10 _____ at Big Ten, L 64-66

2010-11 _____ at Iowa, W 89-76

2010-11 _____ at OSU, L 67-81

2010-11 _____ at Big Ten, L 61-71

2011-12 _____ at OSU, L 71-84

2012-13 _____ at Iowa, W 77-71 (ot)

2013-14 _____ at OSU, W 81-74

2013-14 _____ at Iowa, W 65-61

2013-14 _____ at Big Ten, W 77-73

2014-15 _____ at Iowa, W 73-65

2014-15 _____ at Ohio State, L 82-100

2014-15 _____ at Big Ten, L 85-91 (ot)

2015-16 _____ at Iowa, L 81-98

2016-17 _____ at Ohio State, L 81-88

2017-18 _____ at Iowa, W 103-89

2018-19 _____ at Ohio State, W 78-52

2019-20 _____ at Iowa, W 77-68

2019-20 _____ at Big Ten, L 66-87

2020-21 _____ at Iowa, L 82-84

2020-21 _____ at Ohio State, L 87-92

2021-22 _____ at Iowa, L 88-92

2022-23 _____ at Ohio State, W 83-72

2022-23 _____ at Big Ten, W 105-72

Oklahoma

The Series: Iowa leads, 2-1

Largest Margin of Victory: 17 pts. (1988-89)

Largest Margin of Defeat: 17 pts. (2005-06)

1988-89 _____ at Neutral, W 86-69

2004-05 _____ at Neutral, W 54-47

2005-06 _____ at Neutral, L 68-85

Old Dominion

The Series: Iowa leads, 1-0

Largest Margin of Victory: 26 pts. (1992-93)

1992-93 _____ at Old Dominion, W 82-56

Oral Roberts

The Series: Iowa leads, 2-0

Largest Margin of Victory: 20 pts. (2016-17)

2016-17 _____ at Neutral, W 96-76

2018-19 _____ at Iowa, W 90-77

Oregon

The Series: Iowa leads, 1-0

Largest Margin of Victory: 7 pts. (2000-01)

2000-01 _____ at Neutral, W 89-82 (ot)

Oregon State

The Series: Iowa leads, 2-0

Largest Margin of Victory: 45 pts. (1988-89)

1988-89 _____ at Iowa, W 90-45

2022-23 _____ Neutral, W 73-59

Pacific

The Series: Tied, 1-1

Largest Margin of Victory: 20 pts. (1996-97)

Largest Margin of Defeat: 11 pts. (1981-82)

1981-82 _____ at Neutral, L 70-81

1996-97 _____ at Neutral, W 80-60

Penn State

The Series: Penn State leads, 31-25

Largest Margin of Victory: 44 pts. (2022-23)

Largest Margin of Defeat: 40 pts. (1984-85)

Overtime Record: 1-2

Last 10 Games: 9-1

1984-85 _____ at PSU, L 47-87

1985-86 _____ at Iowa, W 65-63

1986-87 _____ At Neutral, L 74-78 (ot)

1990-91 _____ at PSU, L 62-82

1991-92 _____ at Iowa, W 61-53

1992-93 _____ at Iowa, W 84-59

1992-93 _____ at PSU, L 64-70

1993-94 _____ at PSU, L 61-63

1993-94 _____ at Iowa, W 78-68

1994-95 _____ at PSU, L 62-73

1994-95 _____ at Big Ten, L 62-69

1995-96 _____ at Iowa, W 81-69

1996-97 _____ at Iowa, L 60-61

1996-97 _____ at PSU, W 66-63

1997-98 _____ at PSU, W 78-69

1997-98 _____ at Iowa, W 73-49

1998-99 _____ at Iowa, L 60-66

1998-99 _____ at PSU, L 64-88

1999-00 _____ at PSU, L 63-80

1999-00 _____ at Iowa, L 64-78

2000-01 _____ at Iowa, W 79-64

2001-02 _____ at PSU, W 96-81

2002-03 _____ at PSU, L 52-86

2002-03 _____ at Iowa, W 80-75



IOWA WOMEN'S BASKETBALL

SERIES RECORD VS. OPPONENTS

2003-04	_____	at PSU, L 64-92
2003-04	_____	at Iowa, L 58-70
2004-05	_____	at Iowa, L 71-77
2004-05	_____	at Big Ten, L 66-68
2005-06	_____	at PSU, L 61-72
2006-07	_____	at PSU, L 71-78
2006-07	_____	at Iowa, W 79-72
2007-08	_____	at Iowa, W 67-58
2007-08	_____	at PSU, W 73-65
2008-09	_____	at Iowa, W 97-89 (3ot)
2008-09	_____	at PSU, W 63-57
2009-10	_____	at PSU, L 73-77 (ot)
2009-10	_____	at Iowa, L 62-68
2009-10	_____	at Big Ten, W 82-75
2010-11	_____	at PSU, L 59-68
2010-11	_____	at Iowa, L 75-82
2011-12	_____	at Penn State, L 52-68
2012-13	_____	at Iowa, L 69-81
2013-14	_____	at Iowa, L 71-87
2013-14	_____	at Penn State, W 73-70
2014-15	_____	at Iowa, W 77-52
2015-16	_____	at Iowa, L 69-82
2015-16	_____	at Penn State, L 68-81
2016-17	_____	at Penn State, L 58-71
2017-18	_____	at Iowa, W 80-76
2018-19	_____	at Penn State, W 81-61
2019-20	_____	at Penn State, W 77-66
2019-20	_____	at Iowa, W 100-57
2020-21	_____	at Iowa, W 96-78
2021-22	_____	at Penn State, W 107-79
2022-23	_____	at Iowa, W 108-67
2022-23	_____	at Penn State, W 95-61

Pepperdine

The Series: Iowa leads, 1-0

Largest Margin of Victory: 29 pts. (2014-15)

2014-15 _____ at Iowa, W 97-68

Pittsburgh

The Series: Iowa leads, 1-0

Largest Margin of Victory: 11 pts. (1992-93)

1992-93 _____ at Pittsburgh, W 70-59

Portland State

The Series: Iowa leads, 1-0

Largest Margin of Victory: 6 pts. (1980-81)

1980-81 _____ at Neutral, W 88-82

Princeton

The Series: Iowa leads, 2-0

Largest Margin of Victory: 15 pts. (1998-99)

1998-99 _____ at Iowa, W 59-44

2019-20 _____ at Iowa, W 77-75 (ot)

Providence

The Series: Iowa leads, 1-0

Largest Margin of Victory: 18 pts. (2008-09)

2008-09 _____ at Iowa, W 64-46

Purdue

The Series: Purdue leads, 45-33

Largest Margin of Victory: 38 pts. (1983-84)

Largest Margin of Defeat: 33 pts. (2018-19)

Overtime Record: 1-4

Last 10 Games: 7-3

1975-76 _____ At Neutral, L 42-53

1976-77 _____ at Purdue, L 63-67

1977-78 _____ at Purdue, L 63-72

1982-83 _____ at Iowa, W 76-70

1982-83 _____ at Purdue, L 53-63

1983-84 _____ at Purdue, W 49-39

1983-84 _____ at Iowa, W 78-40

1984-85 _____ at Purdue, W 68-54

1984-85 _____ at Iowa, W 85-61

1985-86 _____ at Iowa, W 79-52

1985-86 _____ at Purdue, W 80-63

1986-87 _____ at Iowa, W 68-54

1986-87 _____ at Purdue, W 86-68

1987-88 _____ at Purdue, W 67-57

1987-88 _____ at Iowa, W 66-52

1988-89 _____ at Purdue, L 56-67

1988-89 _____ at Iowa, W 66-64

1989-90 _____ at Iowa, L 63-66

1989-90 _____ at Purdue, W 70-67 (ot)

1990-91 _____ at Iowa, L 75-84 (ot)

1990-91 _____ at Purdue, W 56-53

1991-92 _____ at Iowa, W 65-64

1991-92 _____ at Purdue, L 64-72

1992-93 _____ at Purdue, W 63-55

1993-94 _____ at Iowa, W 62-48

1994-95 _____ at Purdue, L 45-63

1994-95 _____ at Iowa, L 55-62

1995-96 _____ at Iowa, W 68-57

1995-96 _____ at Purdue, L 42-62

1995-96 _____ at Big Ten, L 68-76

1996-97 _____ at Purdue, L 52-62

1996-97 _____ at Iowa, L 48-53

1997-98 _____ at Iowa, L 66-75 (ot)

1997-98 _____ at Purdue, W 73-67

1997-98 _____ at Big Ten, L 60-61

1998-99 _____ at Iowa, L 69-71 (ot)

1999-00 _____ at Purdue, L 59-73

2000-01 _____ at Purdue, L 58-73

2000-01 _____ at Iowa, W 96-87

2000-01 _____ at Big Ten, W 75-70

2001-02 _____ at Iowa, W 90-75

2001-02 _____ at Purdue, L 68-82

2002-03 _____ at Purdue, L 64-83

2002-03 _____ at Iowa, L 68-78

2002-03 _____ at Big Ten, L 57-84

2003-04 _____ at Iowa, L 79-90

2003-04 _____ at Purdue, L 55-84

2004-05 _____ at Purdue, L 75-79

2005-06 _____ at Iowa, W 77-71 (ot)

2006-07 _____ at Iowa, L 58-68

2006-07 _____ at Purdue, L 52-76

2007-08 _____ at Iowa, W 69-53

2007-08 _____ at Purdue, L 46-59

2007-08 _____ at Big Ten, L 73-80

2008-09 _____ at Iowa, L 60-69

2008-09 _____ at Purdue, L 49-60

2009-10 _____ at Purdue, L 59-81

2009-10 _____ at Iowa, W 70-50

2010-11 _____ at Purdue, L 41-60

2011-12 _____ at Purdue, L 55-57

2011-12 _____ at Iowa, W 59-42

2012-13 _____ at Iowa, W 62-46

2012-13 _____ at Purdue, W 72-52

2013-14 _____ at Purdue, L 73-74

2013-14 _____ at Big Ten, W 87-80

2014-15 _____ at Purdue, W 73-59

2015-16 _____ at Purdue, L 73-90

2015-16 _____ at Iowa, W 63-55

2016-17 _____ at Purdue, L 52-72

2017-18 _____ at Iowa, L 70-76

2018-19 _____ at Purdue, L 23-56

2018-19 _____ at Iowa, W 72-58

2019-20 _____ at Purdue, W 83-71

2020-21 _____ at Purdue, W 87-81

2020-21 _____ at Big Ten, W 83-72

2021-22 _____ at Purdue, W 79-66

2022-23 _____ at Iowa, W 83-68

2022-23 _____ at Big Ten, W 69-58

Quinnipiac

The Series: Iowa leads, 2-0

Largest Margin of Victory: 16 pts. (2x, last 2017-18)

2006-07 _____ at Iowa, W 93-77

2017-18 _____ at Iowa, W 83-67

Richmond

The Series: Iowa leads, 1-0

Largest Margin of Victory: 12 pts. (1997-98)

1997-98 _____ at Richmond, W 78-66

Rider

The Series: Iowa leads, 1-0

Largest Margin of Victory: 47 pts. (2005-06)

2005-06 _____ at Neutral, W 88-41



SERIES RECORD VS. OPPONENTS

Robert Morris

The Series: Iowa leads, 5-0

Largest Margin of Victory: 29 pts. (2018-19)

2012-13 _____ at Iowa, W 58-44

2014-15 _____ at Iowa, W 85-67

2015-16 _____ at Iowa, W 69-50

2016-17 _____ at Iowa, W 81-60

2018-19 _____ at Iowa, W 92-63

Rutgers

The Series: Iowa leads, 12-3

Largest Margin of Victory: 54 pts. (2022-23)

Largest Margin of Defeat: 17 pts. (2006-07)

Overtime Record: 1-1

Last 10 Games: 9-1

2005-06 _____ at Iowa, L 51-57

2006-07 _____ at Rutgers, L 53-70

2009-10 _____ at NCAA, W 70-63

2014-15 _____ at Rutgers, W 79-72

2015-16 _____ at Iowa, W 69-65

2016-17 _____ at Rutgers, W 71-59

2016-17 _____ at Iowa, W 71-57

2017-18 _____ at Rutgers, W 77-67 (ot)

2018-19 _____ at Iowa, W 72-66

2018-19 _____ at Big Ten, W 72-67

2019-20 _____ at Rutgers, L 74-78 (ot)

2020-21 _____ at Iowa, W 90-84

2020-21 _____ at Big Ten, W 73-62

2021-22 _____ at Rutgers, W 87-78

2022-23 _____ at Iowa, W 111-57

Saint Joseph's

The Series: Iowa leads, 3-1

Largest Margin of Victory: 19 pts. (1989-90)

Largest Margin of Defeat: 1 pt. (1984-85)

1984-85 _____ at Neutral, L 60-61

1989-90 _____ at Neutral, W 76-57

1995-96 _____ at Neutral, W 66-49

2003-04 _____ at Neutral, W 62-58

Saint Louis

The Series: Iowa leads, 1-0

Largest Margin of Victory: 29 pts. (2002-03)

2002-03 _____ at Iowa, W 93-64

Samford

The Series: Iowa leads, 3-0

Largest Margin of Victory: 37 pts. (2021-22)

2006-07 _____ at Iowa, W 66-60

2017-18 _____ at Iowa, W 80-59

2021-22 _____ at Iowa, W 91-54

San Diego

The Series: Iowa leads, 1-0

Largest Margin of Victory: 10 pts. (2012-13)

2012-13 _____ at San Diego, W 83-73

San Jose State

The Series: Iowa leads, 1-0

Largest Margin of Victory: 22 pts. (1984-85)

1984-85 _____ at San Jose State, W 67-45

Santa Clara

The Series: Iowa leads, 1-0

Largest Margin of Victory: 16 pts. (2009-10)

2009-10 _____ at Iowa, W 67-51

Simpson College

The Series: Simpson leads, 2-1

Largest Margin of Victory: 26 pts. (1978-79)

Largest Margin of Defeat: 9 pts. (1976-77)

1976-77 _____ at Iowa, L 60-69

1977-78 _____ at Simpson, L 78-84

1978-79 _____ at Iowa, W 101-75

South Alabama

The Series: Iowa leads, 1-0

Largest Margin of Victory: 21 pts. (2002-03)

2002-03 _____ at Neutral, W 83-62

South Carolina

The Series: Tied 1-1

Largest Margin of Victory: 4 pts. (2022-23)

Largest Margin of Defeat: 6 pts. (1989-90)

1989-90 _____ at South Carolina, L 76-82

2022-23 _____ at NCAA, W 77-73

South Dakota

The Series: Tied, 2-2

Largest Margin of Victory: 22 pts. (1979-80)

Largest Margin of Defeat: 10 pts. (1980-81)

1979-80 _____ at South Dakota, W 70-48

1980-81 _____ at Iowa, L 72-75

1980-81 _____ at South Dakota, L 68-78

2016-17 _____ at Iowa (WNIT), W 78-73

South Dakota State

The Series: Iowa leads, 3-1

Largest Margin of Victory: 13 pts. (2009-10)

Largest Margin of Defeat: 2 points (2016-17)

1977-78 _____ At Neutral, W 73-63

2009-10 _____ at Iowa, W 82-69

2010-11 _____ at South Dakota State, W 65-54

2016-17 _____ at Iowa, L 64-66

South Florida

The Series: South Florida leads, 1-0

Largest Margin of Defeat: 3 pts. (2008-09)

2008-09 _____ at Neutral, L 79-82

Southeastern Louisiana

The Series: Iowa leads, 1-0

Largest Margin of Victory: 52 pts. (2022-23)

2022-23 _____ at Iowa, W 95-43

Southern

The Series: Iowa leads, 3-0

Largest Margin of Victory: 53 pts. (2022-23)

2010-11 _____ at Neutral, W 76-52

2021-22 _____ at Iowa, W 87-67

2022-23 _____ at Iowa, W 87-34

Southern California

The Series: Iowa leads, 4-1

Largest Margin of Victory: 13 pts. (2013-14)

Largest Margin of Defeat: 20 pts. (1984-85)

1984-85 _____ at Neutral, L 57-77

1987-88 _____ at Neutral, W 79-67

1993-94 _____ at Southern California, W 50-49

1994-95 _____ at Iowa, W 65-55

2013-14 _____ at Neutral, W 78-65

Southern Illinois

The Series: Iowa leads, 1-0

Largest Margin of Victory: 16 pts. (2004-05)

2004-05 _____ at Iowa, W 66-50

St. Ambrose

The Series: Iowa leads, 3-0

Largest Margin of Victory: 41pts. (1976-77)

1975-76 _____ at Iowa, W 52-27

1976-77 _____ at St. Ambrose, W 88-47

1978-79 _____ at Iowa, W 82-59

St. John's

The Series: Iowa leads, 1-0

Largest Margin of Victory: 8 pts. (2011-12)

2011-12 _____ at Neutral, W 60-52

St. Mary's (CA)

The Series: Iowa leads, 1-0

Largest Margin of Victory: 24 pts. (1994-95)

1994-95 _____ at Neutral, W 73-48

Stanford

The Series: Stanford leads, 2-0

Largest Margin of Defeat: 29 pts. (2009-10)

1988-89 _____ at Neutral, L 74-98



IOWA WOMEN'S BASKETBALL

SERIES RECORD VS. OPPONENTS

2009-10 _____ at Stanford, L 67-96

Stephen F. Austin

The Series: Iowa leads, 2-1

Largest Margin of Victory: 18 pts. (1987-88)

Overtime Record: 0-1

1987-88 _____ at Iowa, W 83-65

1994-95 _____ at SFA, L 70-79 (ot)

1995-96 _____ at Iowa, W 64-58

Stony Brook

The Series: Iowa leads, 1-0

Largest Margin of Victory: 38 pts. (2013-14)

2013-14 _____ at Iowa, W 78-40

SW Louisiana

The Series: Iowa leads, 1-0

Largest Margin of Victory: 23 pts. (1984-85)

1984-85 _____ at Neutral, W 62-39

Syracuse

The Series: Iowa leads, 3-0

Largest Margin of Victory: 6 pts. (2x, last 2013-14)

1998-99 _____ at Syracuse, W 70-64

1999-00 _____ at Iowa, W 76-73

2013-14 _____ at Iowa, W 97-91

Tennessee

The Series: Tennessee leads, 2-1

Largest Margin of Victory: 16 pts. (1992-93)

Largest Margin of Defeat: 18 pts. (1986-87)

1985-86 _____ at Tennessee, L 68-73

1986-87 _____ at Iowa, L 56-74

1992-93 _____ at Iowa, W 72-56

Tennessee Tech

The Series: Iowa leads, 1-0

Largest Margin of Victory: 2 pts. (1988-89)

1988-89 _____ at Iowa, W 77-75

Texas

The Series: Tied, 2-2

Largest Margin of Victory: 23 pts. (2012-13)

Largest Margin of Defeat: 26 pts. (1979-80)

1979-80 _____ at Texas, L 49-75

1980-81 _____ at Iowa, L 62-82

1987-88 _____ at Neutral, W 75-65

2012-13 _____ at Neutral, W 86-63

Texas A&M

The Series: Texas A&M leads, 1-0

Largest Margin of Defeat: 16 pts. (2011-12)

2011-12 _____ at Neutral, L 58-74

Texas-Pan American

The Series: Iowa leads, 1-0

Largest Margin of Victory: 48 pts. (2001-02)

2001-02 _____ at Iowa, W 86-38

Texas State

The Series: Iowa leads, 1-0

Largest Margin of Victory: 42 pts. (2008-09)

2008-09 _____ at Iowa, W 87-45

Texas Tech

The Series: Iowa leads, 1-0

Largest Margin of Victory: 8 pts. (2008-09)

2008-09 _____ at Neutral, W 56-48

Texas Women's College

The Series: Iowa leads, 1-0

Largest Margin of Victory: 8 pts. (1979-80)

1979-80 _____ at TWC, W 58-50

Towson

The Series: Iowa leads, 1-0

Largest Margin of Victory: 28 pts. (2019-20)

2019-20 _____ at Neutral, W 100-72

UC Santa Barbara

The Series: Tied, 1-1

Largest Margin of Victory: 11 pts. (1995-96)

Largest Margin of Defeat: 13 pts. (1994-95)

1994-95 _____ at UC Santa Barbara, L 48-61

1995-96 _____ at Iowa, W 68-57

UC Riverside

The Series: Iowa leads, 1-0

Largest Margin of Victory: 14 pts. (2013-14)

2013-14 _____ at Iowa, W 70-56

UCLA

The Series: Iowa leads, 2-0

Largest Margin of Victory: 14 pts. (1990-91)

1990-91 _____ at Iowa, W 81-52

2016-17 _____ at Neutral, W 90-75

UNC Wilmington

The Series: Iowa leads, 1-0

Largest Margin of Victory: 37 pts. (2013-14)

2013-14 _____ at Neutral, W 102-65

UNLV

The Series: UNLV leads, 1-0

Largest Margin of Defeat: 10 pts. (2011-12)

2011-12 _____ at Iowa, L 59-69

Upper Iowa

The Series: Iowa leads, 2-0

Largest Margin of Victory: 38 pts. (1976-77)

1975-76 _____ at Iowa, W 70-40

1976-77 _____ at UIU, W 78-40

USC Upstate

The Series: Iowa leads, 1-0

Largest Margin of Victory: 51 pts. (2014-15)

2014-15 _____ at Iowa, W 107-56

Utah

The Series: Utah leads, 4-1

Largest Margin of Victory: 6 pts. (2000-01)

Largest Margin of Defeat: 24 pts. (2000-01)

1979-80 _____ at Utah, L 73-77

1980-81 _____ at Iowa, W 89-83

1999-00 _____ at Utah, L 61-70

2000-01 _____ at Iowa, L 42-66

2000-01 _____ at Utah, L 69-78

UT Martin

The Series: Iowa leads, 1-0

Largest Margin of Victory: 6 pts. (2015-16)

2015-16 _____ at Iowa, W 62-56

UW-Platteville

The Series: Iowa leads, 2-0

Largest Margin of Victory: 34 pts. (1975-76)

1975-76 _____ at UW-Platteville, W 91-57

1976-77 _____ at Iowa, W 76-53

UW-Green Bay

The Series: Tied, 1-1

Largest Margin of Victory: 24 pts. (2005-06)

Largest Margin of Defeat: 24 pts. (2006-07)

2005-06 _____ at Iowa, W 81-57

2006-07 _____ at UW-Green Bay, L 43-67

UW-Milwaukee

The Series: Iowa leads, 2-0

Largest Margin of Victory: 40 pts. (2005-06)

2004-05 _____ at UW-Milwaukee, W 59-51

2005-06 _____ at Iowa, W 82-42

Vanderbilt

The Series: Vanderbilt leads, 4-0

Largest Margin of Defeat: 30 pts. (1991-92)

1989-90 _____ at Iowa, L 56-61

1991-92 _____ at Iowa, L 65-95

1995-96 _____ at Neutral, L 63-74

1997-98 _____ at Neutral, L 54-60



SERIES RECORD VS. OPPONENTS

Vermont

The Series: Iowa leads, 1-0
Largest Margin of Victory: 22 pts. (2005-06)
2005-06 _____ at Iowa, W 79-57

Virginia

The Series: Iowa leads, 3-0
Largest Margin of Victory: 16pts. (1987-88)
1987-88 _____ at Neutral, W 75-59
2001-02 _____ at Neutral, W 69-62
2015-16 _____ at UVA, W 85-73

Virginia Tech

The Series: Iowa leads, 2-1
Largest Margin of Victory: 29 pts. (2010-11)
Largest Margin of Defeat: 13 pts. (2003-04)
2003-04 _____ at VT, L 76-89
2010-11 _____ at Neutral, W 72-43
2011-12 _____ at Iowa, W 58-47

Wake Forest

The Series: Iowa leads, 1-0
Largest Margin of Victory: 16 pts. (1988-89)
1988-89 _____ at Iowa, W 78-62

Wartburg

The Series: Wartburg leads, 1-0
Largest Margin of Defeat: 8 pts. (1974-75)
1974-75 _____ at Iowa, L 52-60

Washington

The Series: Washington leads, 5-2
Largest Margin of Victory: 19 pts. (1991-92)
Largest Margin of Defeat: 17 pts. (1990-91)
1988-89 _____ at Neutral, W 53-51
1990-91 _____ at UW, L 53-70
1990-91 _____ at UW, L 61-71
1991-92 _____ at Iowa, W 58-39
1997-98 _____ at Iowa, L 62-63
1998-99 _____ at UW, L 76-84
2019-20 _____ at Neutral, L, 63-70

Washington State

The Series: Tied, 1-1
Largest Margin of Victory: 18 pts. (1979-80)
Largest Margin of Defeat: 8 pts. (2016-17)
1979-80 _____ at Iowa, W 69-51
2016-17 _____ at Iowa, L 66-74

Weber State

The Series: Iowa leads, 2-0
Largest Margin of Victory: 20 pts. (1999-00)
1998-99 _____ at Iowa, W 77-57
1999-00 _____ at Weber State, W 73-55

West Virginia

The Series: Iowa leads, 4-1
Largest Margin of Victory: 30 pts. (1992-93)
Largest Margin of Defeat: 3 pts. (2009-10)
1992-93 _____ at Iowa, W 74-44
1993-94 _____ at WVU, W 69-57
2009-10 _____ at Neutral, L 66-69
2012-13 _____ at Neutral, W 79-70
2018-19 _____ at Neutral, W 84-81

Western Illinois

The Series: Iowa leads, 9-2
Largest Margin of Victory: 53 pts. (2011-12)
Largest Margin of Defeat: 12 pts. (1974-75)
Overtime Record: 1-0
Last 10 Games: 9-1
1974-75 _____ at WIU, L 50-62
1978-79 _____ at Neutral, W 75-66
1979-80 _____ at Iowa, W 86-55
1980-81 _____ at WIU, L 81-83
1981-82 _____ at Iowa, W 72-68
2000-01 _____ at Iowa, W 99-54
2004-05 _____ at Iowa, W 76-69
2007-08 _____ at Iowa, W 70-49
2011-12 _____ at Iowa, W 98-45
2015-16 _____ at Iowa, W 96-81 (ot)
2020-21 _____ at Iowa, W 92-65

Western Kentucky

The Series: Iowa leads , 5-3
Largest Margin of Victory: 37 pts. (2018-19)
Largest Margin of Defeat: 36 pts. (1994-95)
1985-86 _____ at WKU, L 67-77
1986-87 _____ at Iowa, W 67-47
1994-95 _____ at WKU, L 43-79
1995-96 _____ at Iowa, W 68-54
1996-97 _____ at WKU, W 61-48
1998-99 _____ at Iowa, L 65-68
2017-18 _____ at Iowa, W 104-97
2018-19 _____ at WKU, W 104-67

Western Michigan

The Series: Iowa leads, 1-0
Largest Margin of Victory: 23 pts. (2017-18)
2017-18 _____ at Iowa, 79-56

Wichita State

The Series: Wichita State leads 1-0
Largest Margin of Defeat: 11 pts. (1980-81)
1980-81 _____ at Neutral, L 76-87

William & Mary

The Series: Iowa leads 1-0
Largest Margin of Defeat: 24 pts. (2009-10)
2009-10 _____ at Iowa, W 78-54

William Penn

The Series: William Penn leads 11-0
Largest Margin of Defeat: 58 pts. (1974-75)
1974-75 _____ at Iowa, L 29-74
1974-75 _____ at Iowa, L 22-73
1974-75 _____ at William Penn, L 33-91
1975-76 _____ at William Penn, L 39-96
1976-77 _____ at Iowa, L 45-76
1977-78 _____ at Iowa, L 53-70
1977-78 _____ at William Penn, L 57-82
1978-79 _____ at William Penn, L 72-81
1979-80 _____ at Iowa, L 68-69
1980-81 _____ at William Penn, L 64-80
1981-82 _____ at William Penn, L 68-85

William Woods

The Series: William Woods leads 1-0
Largest Margin of Defeat: 6 pts. (1978-79)
1978-79 _____ at Iowa, L 58-64

Wisconsin

The Series: Iowa leads, 57-20
Largest Margin of Victory: 48 pts. (1987-88)
Largest Margin of Defeat: 24 pts. (1982-83)
Overtime Record: 5-0
Last 10 Games: 10-0
1974-75 _____ at Iowa, L 49-65
1978-79 _____ at Iowa, W 75-68
1979-80 _____ at Iowa, W 68-51
1980-81 _____ at Wisconsin, L 69-73
1980-81 _____ At Neutral, L 67-88
1981-82 _____ Iowa, L 64-78
1981-82 _____ at Iowa, L 64-78
1982-83 _____ at Iowa, L 47-68
1982-83 _____ at Wisconsin, L 44-68
1983-84 _____ at Wisconsin, L 49-50
1983-84 _____ at Iowa, W 46-37
1984-85 _____ at Wisconsin, L 54-65
1984-85 _____ at Iowa, W 64-52
1985-86 _____ at Iowa, W 68-32
1985-86 _____ at Wisconsin, W 64-47
1986-87 _____ at Wisconsin, W 83-44
1986-87 _____ at Iowa, W 78-56
1987-88 _____ at Wisconsin, W 79-59
1987-88 _____ at Iowa, W 98-50
1988-89 _____ at Wisconsin, W 67-57
1988-89 _____ at Iowa, W 78-52
1989-90 _____ at Iowa, W 84-52
1989-90 _____ at Wisconsin, W 79-60



IOWA WOMEN'S BASKETBALL

SERIES RECORD VS. OPPONENTS

1990-91 _____ at Wisconsin, L 67-78
1990-91 _____ at Iowa, W 85-76 (ot)
1991-92 _____ at Wisconsin, L 58-74
1991-92 _____ at Iowa, W 63-36
1992-93 _____ at Iowa, W 65-39
1993-94 _____ at Wisconsin, W 74-67
1994-95 _____ at Wisconsin, L 62-72
1994-95 _____ at Iowa, L 55-62
1995-96 _____ at Iowa, W 68-48
1995-96 _____ at Wisconsin, W 67-63
1996-97 _____ at Iowa, L 63-69
1996-97 _____ at Wisconsin, L 56-59
1997-98 _____ at Wisconsin, W 66-63
1997-98 _____ at Iowa, W 87-76
1998-99 _____ at Wisconsin, L 72-79
1999-00 _____ at Iowa, W 66-62
2000-01 _____ at Wisconsin, L 91-94
2000-01 _____ at Iowa, W 74-68
2001-02 _____ at Iowa, L 61-68
2001-02 _____ at Wisconsin, W 76-64
2002-03 _____ at Iowa, W 77-60
2002-03 _____ at Wisconsin, W 76-59
2003-04 _____ at Iowa, W 66-46
2003-04 _____ at Wisconsin, W 87-82 (ot)
2004-05 _____ at Iowa, L 78-88
2005-06 _____ at Wisconsin, W 68-59
2006-07 _____ at Wisconsin, L 73-84
2006-07 _____ at Iowa, W 103-93
2007-08 _____ at Iowa, W 78-74 (ot)
2007-08 _____ at Wisconsin, W 87-78
2008-09 _____ at Wisconsin, W 73-63
2008-09 _____ at Iowa, W 72-65
2009-10 _____ at Iowa, W 61-51
2009-10 _____ at Wisconsin, W 68-60 (ot)
2010-11 _____ at Iowa, W 59-44
2011-12 _____ at Iowa, W 69-57
2011-12 _____ at Wisconsin, W 85-79 (ot)
2012-13 _____ at Wisconsin, W 65-56
2012-13 _____ at Iowa, W 71-60
2013-14 _____ at Wisconsin, W 82-65
2014-15 _____ at Wisconsin, W 87-75
2014-15 _____ at Iowa, W 78-74
2015-16 _____ at Wisconsin, W 57-54
2016-17 _____ at Wisconsin, W 71-60
2017-18 _____ at Wisconsin, W 56-46
2017-18 _____ at Iowa, W 88-61
2018-19 _____ at Iowa, W 71-53
2019-20 _____ at Wisconsin, W 85-78
2019-20 _____ at Iowa, W 97-71
2020-21 _____ at Iowa, W 85-78
2020-21 _____ at Wisconsin, W 84-70
2021-22 _____ at Wisconsin, W 84-50
2022-23 _____ at Wisconsin, W 102-71
2022-23 _____ at Iowa, W 91-61

Wright State

The Series: Iowa leads, 2-0

Largest Margin of Victory: 46 pts. (1991-92)

1991-92 _____ at Neutral, W 87-41

2015-16 _____ at Neutral, W 83-77

Wyoming

The Series: Tied, 2-2

Largest Margin of Victory: 43 pts. (1988-89)

Largest Margin of Defeat: 16 pts. (1982-83)

1979-80 _____ at Neutral, W 68-65

1982-83 _____ at Neutral, L 63-79

1988-89 _____ at Neutral, W 83-40

2007-08 _____ at Iowa, L 50-54



CARVER-HAWKEYE ARENA SERIES RECORDS

Opponent	Record	Opponent	Record	Opponent	Record
Alabama	0-1	Louisville	0-1	Southeastern Louisiana	1-0
Albany	1-0	Marist	1-0	Southern	2-0
American	1-0	Marquette	3-0	Southern Illinois	1-0
Arkansas-Pine Bluff	2-0	Maryland	3-2	Stephen F. Austin	2-0
Auburn	1-1	Massachusetts	1-0	Stony Brook	1-0
Ball State	0-1	Memphis	1-0	Syracuse	2-0
Belmont	1-0	Mercer	1-0	Tennessee	1-1
Boston College	0-1	Miami (Florida)	4-0	Tennessee Tech	1-0
Boston University	2-0	Miami (Ohio)	1-0	Tex.-Pan American	1-0
Bradley	5-0	Michigan	28-7	Texas State	1-0
Butler	2-0	Michigan State	23-10	UCLA	1-0
CS-Northridge	1-0	Middle Tennessee State	1-0	UNLV	0-1
Central Florida	1-0	Minnesota	30-5	USC	1-0
Central Michigan	1-0	Minnesota State-Moorhead	1-0	USC Upstate	1-0
Charlotte	2-0	Mississippi Valley State	1-0	UC-Riverside	1-0
Clemson	1-0	Missouri	5-0	UC-Santa Barbara	1-0
Colorado	3-0	Missouri State	4-1	Utah	0-1
Connecticut	2-1	Mount St. Mary's	1-0	UT Martin	1-0
Creighton	4-4	NC State	0-1	Vanderbilt	1-1
Dartmouth	2-0	Nebraska	10-4	Vermont	1-0
Dayton	2-0	New Hampshire	1-0	Virginia Tech	1-0
Denver	1-0	Nevada	1-0	Wake Forest	1-0
DePaul	2-0	New Orleans	1-0	Washington	1-1
Detroit	1-0	North Alabama	1-0	Washington State	0-1
Drake	14-4	North Carolina	0-1	Weber State	1-0
Evansville	2-0	North Carolina Central	2-0	Western Illinois	6-0
Florida Atlantic	1-0	North Dakota	2-0	West Virginia	1-0
Florida International	1-0	Northern Illinois	4-1	Western Kentucky	3-1
Florida State	0-1	Northern Iowa	12-1	Western Michigan	1-0
Georgia	2-0	Northeastern	1-0	William & Mary	1-0
Georgia Tech	0-2	Northwestern	27-5	Wisconsin	29-5
Hampton	1-0	Notre Dame	0-2	Wis.-Green Bay	1-0
Harvard	1-0	Ohio	1-0	Wis.-Milwaukee	1-0
Howard	1-0	Ohio State	22-11	Wyoming	0-1
Houston	0-1	Oral Roberts	1-0	TOTAL	464-118 (.797)
Idaho State	1-0	Oregon State	1-0		
Illinois	31-2	Penn State	16-10		
Illinois State	5-0	Pepperdine	1-0		
Indiana	32-3	Princeton	2-0		
Indiana State	1-0	Providence	1-0		
Iowa State	15-3	Purdue	20-11		
IUPUI	2-1	Quinnipiac	2-0		
James Madison	1-0	Robert Morris	5-0		
Kansas	0-2	Rutgers	5-1		
Kansas State	1-1	Saint Louis	1-0		
Kent State	2-0	Samford	3-0		
Lewis University	1-0	Santa Clara	1-0		
LSU	2-0	South Dakota	1-1		
Louisiana Tech	2-	South Dakota State	1-1		



IOWA WOMEN'S BASKETBALL

CARVER-HAWKEYE ARENA RECORDS

INDIVIDUAL RECORDS

Points

45, by Caitlin Clark (IOWA) vs. NC State, 12-1-22
 45, by Megan Gustafson (IOWA) vs. Maryland, 3-10-19
 44, by Caitlin Clark (IOWA) vs. Evansville, 1-2-22
 43, by Caitlin Clark (IOWA) vs. Ohio State, 1-31-22
 42, by Caitlin Clark (IOWA) vs. Maryland, 2-2-23
 42, by Amy Herrig (IOWA) vs. Northwestern, 2-14-99
 42, by Jolene Anderson (WISC) vs. Iowa (OT), 1-13-08

Field Goals Made

18 (18-26), Caitlin Clark (IOWA) vs. Evansville, 1-2-22

Field Goals Att.

30 (13-30), Tyra Grant (PSU) vs. Iowa, 2-1-09
 30 (13-30), Heather Butler (UTM) vs. Notre Dame, 3-24-13

Field Goal Pct. (Min. of 8 attempts)

1.000 (9-9), Jamie Cavey (IOWA) vs. M'Quette, 3-23-03
 1.000 (8-8), Andrea Harmon (IOWA) vs. N'Western, 1-16-94

Free Throws Made

23 (23-27), Shaunda Greene (WA) vs. NIU, 11-30-91

Free Throws Att.

27 (23-27), Shaunda Greene (WA) vs. NIU, 11-30-91

Free Throw Pct. (Min. of 10 attempts)

1.000 (13-13), Caitlin Clark (IOWA) vs. Northwestern, 1-6-22
 1.000 (13-13), Jolene Anderson (WISC) vs. Iowa, 1-13-08
 1.000 (12-12), Caitlin Clark (IOWA) vs. Nebraska, 1-16-22
 1.000 (12-12), Lindsey Meder (IOWA) vs. IU, 2-4-01
 1.000 (11-11), Caitlin Clark (IOWA) vs. New Hampshire, 11-9-21
 1.000 (11-11), Megan Gustafson (IOWA) vs. Michigan, 12-31-17
 1.000 (11-11), Jaime Printy (IOWA) vs. MTSU, 11-4-12
 1.000 (11-11), Cara Consuegra (IOWA) vs. MSU, 1-20-00
 1.000 (10-10), Leigha Brown (MICH) vs. Iowa, 2-25-21
 1.000 (10-10), Bridget Carleton (ISU) vs. Iowa, 12-7-16
 1.000 (10-10), Kachine Alexander (IOWA) vs. PSU, 2-1-09

3-Pointers Made

10, Maxaan Reese (MSU) vs. Iowa, 1-29-99

3-Pointers Att.

17, Imani Wright (Florida State) vs. Iowa, 1-29-17

3-Point Pct. (Min. of 5 attempts)

1.000 (5-5), Jess Walter (Indiana) vs Iowa, 2-15-15
 1.000 (5-5), Jennifer Lingor (SMS) vs. Iowa, 11-27-01
 1.000 (5-5), Stacy Frese (IOWA) vs. Minn., 1-28-96
 1.000 (5-5), Kate Martin (IOWA) vs. Penn St., 2-18-21

Rebounds

26, by Jerica Watson (IOWA) vs. Creighton, 12-15-01

Assists

15, Kathleen Doyle (IOWA) vs. Nebraska, 2-6-20

Steals

9, Lynn Kennedy (IOWA) vs. Indiana, 1-29-84
 9, Laurie Aaron (IOWA) vs. UNC Charlotte, 12-12-92

Blocks

9, by Bethany Doolittle (IOWA) vs. Minnesota, 3-1-15

Minutes

54, by Brianne O'Rourke (PSU) vs. Iowa, 2-1-09

TEAM RECORDS

Field Goals Made

44 (44-79) - PENN STATE vs. Howard, 11-26-89

Field Goals Att.

93 (33-93) - NIU vs. Washington, 11-30-91

Field Goal Pct.

.689 (42-61) - IOWA vs. Western Kentucky, 11-13-18
 .643 (36-56) - IOWA vs. Wisconsin, 2-15-23
 .642 (34-53) - IOWA vs. Ohio State, 2-28-86

Free Throws Made

51 (51-69) - WASHINGTON vs. Northern Ill., 11-30-91

Free Throws Att.

69 (51-69) - WASHINGTON vs. Northern Ill., 11-30-91

Free Throw Pct. (Min. of 10 attempts)

1.000 (17-17) - IOWA vs. Northwestern, 1-6-22
 1.000 (16-16) - IOWA vs. Wisconsin, 1-19-12
 1.000 (15-15) - IOWA vs. Iowa State, 12-5-18
 1.000 (15-15) - IOWA vs. Northern Illinois, 11-15-17
 1.000 (11-11) - MINN. STATE-MOORHEAD vs. Iowa, 11-5-17
 1.000 (10-10) - IOWA vs. UNLV, 11-13-11
 1.000 (10-10) - RUTGERS vs. Iowa, 2-12-23

3-Pointers Made

17 (17-34) - IOWA vs. Idaho State, 12-7-13

3-Pointers Att.

39 (8-39) - DRAKE vs. Iowa, 12-21-17

3-Point Pct. (Min. of 8 att.)

.875 (7-8) - IOWA vs. Penn State, 2-18-07

Points

115 - IOWA vs. Evansville, 11-11-22

Rebounds

70 - WASHINGTON vs. Northern Illinois, 11-30-91



POINTS

Game	45, Caitlin Clark vs. NC State, 12-1-2022
CHA (game)	45, Caitlin Clark vs. NC State, 12-1-2022
B1G (game)	48, Megan Gustafson vs. Minnesota, 3-2-2018
Season	1,055, Caitlin Clark, 2022-23
Career	2,804, Megan Gustafson, 2015-19

POINTS IN A HALF

Half	33, Caitlin Clark at Michigan, 2-6-2022
	29, Caitlin Clark at Maryland, 2-23-2021
	28, Crystal Smith at Louisiana Tech, 11-22-2005
	27, Melissa Dixon vs. Syracuse, 12-5-2013

REBOUNDS

Game	26, Jerica Watson vs. Creighton, 12-15-2001
CHA (game)	26, Jerica Watson vs. Creighton, 12-15-2001
B1G (game)	25, Amy Herrig vs. Purdue, 1-10-1999
Season	481, Megan Gustafson, 2018-19
Career	1,460, Megan Gustafson, 2015-19

ASSISTS

Game	18, Caitlin Clark at Penn State, 1-25-2022
CHA (game)	15, Kathleen Doyle vs. Nebraska, 2-6-2020
B1G (game)	17, Caitlin Clark vs. Ohio State (B1G), 3-5-2023
Season	327, Caitlin Clark, 2022-23
Career	898, Samantha Logic, 201-15

BLOCKS

Game	9, Bethany Doolittle vs. Minnesota, 3-1-2015
CHA (game)	9, Bethany Doolittle vs. Minnesota, 3-1-2015
B1G (game)	9, Bethany Doolittle vs. Minnesota, 3-1-2015
Season	106, Bethany Doolittle, 2013-14
Career	293, Morgan Johnson, 2009-13

STEALS

Game	9, Lisa Anderson vs. Bradley, 11-19-1982
	9, Lynn Kennedy vs. Indiana, 1-29-1984
	9, Franthea Price vs. Purdue, 2-11-1990
	9, Laurie Aaron vs. UNC-Charlotte, 12-12-1992
CHA (game)	9, Lynn Kennedy vs. Indiana, 1-29-1984
	9, Laurie Aaron vs. UNC-Charlotte, 12-12-1992
B1G (game)	9, Lynn Kennedy vs. Indiana, 1-29-1984
	9, Franthea Price vs. Purdue, 2-11-1990
Season	122, Laurie Aaron, 1992-93
Career	321, Franthea Price, 1986-90

FIELD GOALS MADE

Game	19 (19-26), Megan Gustafson vs. Minnesota, 3-2-2018
CHA (game)	16 (16-28), Caitlin Clark vs. NC State, 12-1-2022
B1G (game)	19 (19-26), Megan Gustafson vs. Minnesota, 3-2-18
Season	412 (412-592), Megan Gustafson, 2018-19
Career	1,136 (1136-1731), Megan Gustafson, 2015-19

FIELD GOALS ATTEMPTED

Game	35 (14-35), Cindy Haugejorde vs. Iowa State, 12-2-1980
CHA (game)	29 (12-29), Franthea Price vs. Howard, 11-25-1989
B1G (game)	29, Caitlin Clark at Michigan, 2-6-2022
Season	715 (338-715), Caitlin Clark, 2022-23
Career	1,912 (890-1912), Caitlin Clark, 2020-present

FIELD GOAL PERCENTAGE (MINIMUM 8 ATTEMPTS)

Game	1.000 (11-11) Monika Czinano at Michigan St., 1-18-2023
	1.000 (9-9), Jamie Cavey vs. Marquette, 3-23-2003
	1.000 (9-9), Crystal Smith vs. Rider, 11-26-2005
	1.000 (8-8), Alexa Kastanek at Northern Iowa, 11-22-2015
	1.000 (8-8), Monika Czinano at Maryland, 2-23-2021
	1.000 (8-8), Andrea Harmon vs. Northwestern, 1-16-1994
CHA (game)	1.000 (9-9), Jamie Cavey vs. Marquette, 3-23-2003
B1G (game)	1.000 (11-11) Monika Czinano at Michigan St., 1-18-2023
	1.000 (8-8), Andrea Harmon vs. Northwestern, 1-16-1994
	1.000 (8-8), Monika Czinano at Maryland, 2-23-2021
Season	.696 (412-592), Megan Gustafson, 2018-19
Career	.671 (1031-1537), Monika Czinano, 2018-23

FREE THROWS MADE

Game	17 (17-20), Kachine Alexander vs. Illinois, 2-14-2010
	17 (17-17), Jaime Printy vs. West Virginia, 11-25-2012
CHA (game)	17 (17-20), Kachine Alexander vs. Illinois, 2-14-2010
B1G (game)	17 (17-20), Kachine Alexander vs. Illinois, 2-14-2010
Season	239 (239-285), Caitlin Clark, 2022-23
Career	590 (590-688), Caitlin Clark, 2020-present

FREE THROWS ATTEMPTED

Game	20 (17-20), Kachine Alexander vs. Illinois, 2-14-10
CHA (game)	20 (17-20), Kachine Alexander vs. Illinois, 2-14-10
B1G (game)	20 (17-20), Kachine Alexander vs. Illinois, 2-14-10
Season	285 (239-285), Caitlin Clark, 2022-23
Career	709 (522-709), Ally Disterhoft, 2013-17



IOWA WOMEN'S BASKETBALL

INDIVIDUAL RECORDS

FREE THROW PERCENTAGE (MINIMUM 10 FTA/GAME)

Game	1.000 (13-13) Caitlin Clark vs. Northwestern, 1-6-2022
	1.000 (12-12), Lindsey Meder vs. Indiana, 2-4-2001
	1.000 (12-12), Caitlin Clark vs. Nebraska, 1-16-2022
	1.000 (11-11), Tia Jackson vs. SW Missouri St., 12-5-1993
	1.000 (11-11), Cara Consuegra vs. Michigan St., 1-20-2000
	1.000 (11-11), Caitlin Clark vs. New Hampshire, 11-9-2021
	1.000 (10-10), Kachine Alexander vs. Arkansas St., 11-13-2010
	1.000 (10-10), Jaime Printy at Indiana, 2-27-2011
	1.000 (11-11), Crystal Smith vs. Illinois, 1-1-2006
	1.000 (17-17), Jaime Printy vs. West Virginia, 11-25-2012
	1.000 (11-11), Jaime Printy vs. Mid. Tennessee, 11-14-2012
	1.000 (11-11), Morgan Johnson at Wisconsin, 1-10-2013
	1.000 (12-12), Ally Disterhoft at Ohio State, 1-19-2014
	1.000 (11-11), Megan Gustafson at Wisconsin, 12-28-2017
	1.000 (11-11), Megan Gustafson vs. Michigan, 12-31-2017
	1.000 (10-10), Megan Gustafson at Illinois, 1-7-2018
CHA (game)	1.000 (13-13) Caitlin Clark vs. Northwestern, 1-6-2022
	1.000 (12-12), Lindsey Meder vs. Indiana, 2-4-2001
	1.000 (12-12), Caitlin Clark vs. Nebraska, 1-16-2022
	1.000 (11-11), Cara Consuegra vs. Michigan St., 1-20-2000
	1.000 (11-11), Tia Jackson vs. SW Missouri St., 12-5-1993
	1.000 (11-11), Megan Gustafson vs. Michigan, 12-31-2017
	1.000 (11-11), Caitlin Clark vs. New Hampshire, 11-9-2021
	1.000 (10-10), Kachine Alexander vs. Penn St., 2-1-2009
B1G (game)	1.000 (13-13) Caitlin Clark vs. Northwestern, 1-6-2022
	1.000 (12-12), Lindsey Meder vs. Indiana, 2-4-2001
	1.000 (12-12), Caitlin Clark vs. Nebraska, 1-16-2022
	1.000 (11-11), Cara Consuegra vs. Michigan St., 1-20-2000
	1.000 (11-11), Crystal Smith vs. Illinois, 1-1-2006
	1.000 (10-10), Kachine Alexander vs. Penn State, 2-1-2009
	1.000 (10-10), Jaime Printy at Indiana, 2-27-2011
	1.000 (12-12), Ally Disterhoft at Ohio State, 1-19-2014
	1.000 (11-11), Megan Gustafson at Wisconsin, 12-28-2017
	1.000 (11-11), Megan Gustafson vs. Michigan, 12-31-2017
	1.000 (10-10), Megan Gustafson at Illinois, 1-7-2018
Season	.925 (135-146), Jaime Printy, 2012-13
Career	.892 (174-195), Wendy Ausdemore, 2005-09

DOUBLE-DOUBLES

Season	33, Megan Gustafson, 2018-19
Career	88, Megan Gustafson, 2015-19

TRIPLE-DOUBLES

Season	5, Caitlin Clark, 2021-22
	5, Caitlin Clark, 2022-23
Career	11, Caitlin Clark, 2020-present

3-POINTERS MADE


Game	10, Melissa Dixon at Drake, 12-21-2014
CHA (game)	8, Melissa Dixon vs. Minnesota, 3-1-2015
B1G (game)	9, Melissa Dixon at Northwestern, 1-29-2015
	9, Caitlin Clark at Maryland, 2-23-2021
Season	140, Caitlin Clark, 2022-23
Career	347, Caitlin Clark, 2020-present

3-POINTERS ATTEMPTED

Game	19, Caitlin Clark vs. LSU (NCAA), 4-2-2023
CHA (game)	15 Jaime Printy vs. Michigan, 1-2-2011
	15, Melissa Dixon vs. Michigan, 2-26-2012
B1G (game)	17, Melissa Dixon at Minnesota, 2-17-2015
Season	260, Caitlin Clark, 2022-23
Career	920, Caitlin Clark, 2020-present

3-POINT FIELD GOAL PERCENTAGE (MINIMUM 5 MADE)

Game	1.000 (6-6), Kate Martin vs. UConn, 11-27-2022
Season	.495 (45-91), Kristi Smith, 2006-07
Career	.407 (185-454), Kristi Smith, 2005-09





1000 - POINT CLUB

Rk.	Pts.	Player	Year
1.	1,055	Caitlin Clark	2022-23
2.	1,001	Megan Gustafson	2018-19

800 - POINT CLUB

3.	863	Caitlin Clark	2021-22
4.	823	Megan Gustafson	2017-18

700 - POINT CLUB

5.	799	Caitlin Clark	2020-21
----	-----	---------------	---------

600 - POINT CLUB

6.	693	Cindy Haugejorde	1979-80
7.	656	Monika Czinano	2021-22
8.	650	Monika Czinano	2022-23
9.	628	Megan Gustafson	2016-17
10.	621	Michelle Edwards	1987-88
11.	614	Franthea Price	1989-90

500 - POINT CLUB

12.	578	Monika Czinano	2020-21
13.	577	Tangela Smith	1997-98
14.	565	Ally Disterhoft	2015-16
15.	564	Michelle Edwards	1986-87
16.	560	Ally Disterhoft	2016-17
17.	556	Crystal Smith	2004-05
18.	544	Kathleen Doyle	2019-20
19.	543	Jamie Cavey	2004-05
20.	539	Kristi Faulkner	2002-03
	539	Cindy Haugejorde	1978-79
22.	537	Jennie Lillis	2002-03
23.	523	Lindsey Meder	2000-01
24.	520	Jaime Printy	2010-11
25.	516	Lindsey Meder	1999-2000
26.	512	Bethany Doolittle	2013-14
27.	504	Amy Herrig	1998-99
28.	503	Melissa Dixon	2014-15
	503	Ally Disterhoft	2014-15
30.	501	Jaime Printy	2009-10

400 - POINT CLUB

31.	499	Crystal Smith	2005-06
32.	497	Shanda Berry	1988-89
33.	491	Lindsey Meder	2001-02
34.	490	Morgan Johnson	2012-13
35.	487	Jamie Cavey	2003-04
	487	Toni Foster	1992-93
37.	484	Cindy Haugejorde	1977-78
38.	481	Tiffany Gooden	1995-96

39.	480	Bethany Doolittle	2014-15
40.	477	Necole Tunsil	1993-94
	477	Samantha Logic	2013-14
42.	475	Toni Foster	1990-91
43.	474	Ally Disterhoft	2013-14
44.	473	Melissa Dixon	2013-14
45.	469	Kristi Faulkner	2003-04
	469	Kamille Wahlin	2009-10
47.	463	Jennie Lillis	2003-04
	463	Monika Czinano	2019-20
49.	461	Morgan Johnson	2011-12
50.	459	Franthea Price	1988-89
51.	456	Samantha Logic	2014-15
52.	450	Lisa Long	1986-87
53.	449	Shanda Berry	1987-88
54.	448	Toni Foster	1991-92
	448	Kachine Alexander	2010-11
56.	445	Jolette Law	1988-89
	445	Theairra Taylor	2013-14
58.	432	Kachine Alexander	2009-10
	432	Jaime Printy	2012-13
60.	430	Makenzie Meyer	2019-20
61.	429	Jennie Lillis	2001-02
62.	425	Kristi Smith	2007-08
63.	424	Jolette Law	1989-90
64.	423	Franthea Price	1987-88
65.	422	Kristi Smith	2008-09
	422	Tangela Smith	1995-96
67.	418	Tia Jackson	1992-93
68.	416	Lisa Becker	1983-84
69.	414	Megan Skouby	2005-06
70.	410	Randi Peterson	2000-01
71.	409	Robin Christian	1988-89
72.	402	Kristi Smith	2006-07
73.	401	Hannah Stewart	2018-19

300 - POINT CLUB

74.	398	Kamille Wahlin	2011-12
75.	395	Wendy Ausdemore	2008-09
76.	394	Cara Consuegra	1999-2000
77.	392	McKenna Warnock	2022-23
78.	388	Megan Skouby	2008-09
	388	Jaime Printy	2011-12
80.	381	Wendy Ausdemore	2006-07
81.	376	Lindsey Meder	1998-99
82.	372	Kamille Wahlin	2010-11
	372	Tania Davis	2018-19
84.	371	Jerica Watson	2001-02
	371	Wendy Ausdemore	2007-08
86.	368	Kim Howard	1980-81
	368	Lisa Long	1984-85

SINGLE-SEASON SCORING LEADERS

	368	Michelle Edwards	1985-86
89.	365	Chase Coley	2015-16
90.	364	Cindy Haugejorde	1976-77
91.	360	Laurie Aaron	1992-93
92.	359	Johanna Solverson	2004-05
	359	Nadine Domond	1995-96
94.	357	Tia Jackson	1994-95
95.	352	Megan Gustafson	2015-16
	352	Lynn Kennedy	1985-86
97.	351	Diana Williams	1975-76
98.	350	Robin Anderson	1982-83
99.	349	Tiffany Gooden	1994-95
	349	McKenna Warnock	2020-21
100.	348	Tangela Smith	1996-97
	348	Kathleen Doyle	2018-19
102.	347	Cara Consuegra	2000-01
103.	344	Laurie Aaron	1991-92
104.	343	Megan Skouby	2006-07
105.	342	Cathy Marx	1993-94
	342	Melissa Dixon	2012-13
107.	339	Amy Herrig	1997-98
	339	Donna Freitag	1982-83
	339	Stephanie Schueler	1990-91
	339	Necole Tunsil	1992-93
111.	338	Lisa Becker	1984-85
112.	333	Jennie Lillis	2000-01
113.	332	Kathleen Doyle	2017-18
114.	330	Lisa Anderson	1981-82
	330	Nadine Domond	1997-98
116.	328	Johanna Solverson	2007-08
117.	327	Melinda Hippen	1981-82
118.	326	Robin Anderson	1980-81
119.	324	Morgan Johnson	2010-11
120.	321	Stephanie Schueler	1989-90
	321	Samantha Logic	2012-13
122.	319	Kachine Alexander	2008-09
123.	318	Whitney Jennings	2015-16
	318	Angela Hamblin	1996-97
125.	313	Kathleen Doyle	2016-17
	313	Makenzie Meyer	2018-19
127.	309	Cara Consuegra	1998-99
128.	308	Whitney Jennings	2014-15
129.	306	Lisa Becker	1985-86
130.	301	Sue Beckwith	1979-80
200 - POINT CLUB			
131.	298	Kim Howard	1981-82
132.	297	Kelly Krei	2009-10
	297	Morgan Johnson	2009-10
	297	McKenna Warnock	2021-22
135.	295	Theairra Taylor	2012-13

200 - POINT CLUB

131.	298	Kim Howard	1981-82
132.	297	Kelly Krei	2009-10
	297	Morgan Johnson	2009-10
	297	McKenna Warnock	2021-22
135.	295	Theairra Taylor	2012-13



IOWA WOMEN'S BASKETBALL

SINGLE-SEASON SCORING LEADERS

136.	294	Megan Skouby _____	2007-08	251	Tania Davis _____	2016-17	189.	220	Jolynn Schneider _____	1987-88	
	294	Lisa Anderson _____	1982-83	163.	249	Leah Magner _____	2001-02	190.	218	Jane Heilskov _____	1979-80
138.	292	Samantha Logic _____	2011-12	164.	246	Franthea Price _____	1986-87	191.	216	Necole Tunsil _____	1991-92
139.	291	Kate Martin _____	2022-23	165.	245	Katie Abrahamson _____	1989-90	192.	214	April Calhoun _____	2002-03
140.	289	Nadine Domond _____	1996-97		245	Bethany Doolittle _____	2012-13	193.	211	Kelly Krei _____	2011-12
141.	288	Amy Herrig _____	1996-97	167.	243	Kamille Wahlin _____	2008-09		211	Kate Martin _____	2020-21
142.	287	Kelly Krei _____	2010-11	168.	242	Krista VandeVenter _____	2004-05	195.	209	Tia Jackson _____	1991-92
143.	286	Chase Coley _____	2017-18	169.	241	Hannah Stuelke _____	2022-23	196.	207	Tiffany Reedy _____	2005-06
144.	285	Johanna Solverson _____	2002-03	170.	239	Randi Peterson _____	1998-99		207	Jenna Armstrong _____	2004-05
145.	281	Mackenzie Meyer _____	2017-18		239	Tricia Blair _____	1986-87	198.	206	Kristi Smith _____	2005-06
146.	275	Lisa Becker _____	1986-87		239	McKenna Warnock _____	2019-20		206	Cyndi Gaude _____	1978-79
147.	274	Lisa Anderson _____	1980-81	173.	236	Gabbie Marshall _____	2022-23		206	Angela Hamblin _____	1995-96
	273	Gabbie Marshall _____	2020-21	174.	235	Hannah Stewart _____	2017-18		206	Stacy Schlapkohl _____	2007-08
148.	269	Alexis Sevillian _____	2017-18	175.	234	Kristi Faulkner _____	2001-02	202.	204	JoAnn Hamlin _____	2008-09
149.	268	Tania Davis _____	2015-16	176.	233	Angie Lee _____	1981-82	203.	203	Gabbie Marshall _____	2021-22
	268	Michelle Edwards _____	1984-85	177.	232	Makenzie Meyer _____	2016-17	204.	202	Kim Howard _____	1979-80
151.	263	Alexa Kastanek _____	2015-16	178.	231	Melinda Hippen _____	1980-81		202	LaTonya Tate _____	1991-92
	263	Lisa Long _____	1985-86		231	Lynn Kennedy _____	1984-85				
153.	262	Robin Anderson _____	1984-85	180.	230	Tiffany Gooden _____	1996-97				
154.	259	Jolette Law _____	1987-88	181.	229	LaTonya Tate _____	1990-91				
155.	258	Krista VandeVenter _____	2005-06		229	Kate Martin _____	2021-22				
156.	257	Sue Beckwith _____	1978-79	183.	225	Lynn Kennedy _____	1983-84				
157.	256	Angela Hamblin _____	1997-98	184.	224	Trisha Waugh _____	1990-91				
158.	255	Leah Magner _____	2000-01		224	Robin Christian _____	1987-88				
159.	251	Mary Berdo _____	2000-01	186.	222	Lynn Oberbillig _____	1977-78				
	251	Tangela Smith _____	1994-95		222	Lisa Anderson _____	1983-84				
	251	Necole Tunsil _____	1990-91		222	Virgie Dillingham _____	1993-94				





TEAM RECORDS

Points

Game _____ 115 vs. Evansville, 11-10-2022
 CHA (Game) _____ 115 vs. Evansville, 11-10-2022
 Big Ten (Game) _____ 111 vs. Rutgers, 2-12-2023
 Season _____ 3316, 2022-23

Field Goals Made

Game _____ 44 (44-72) vs. Simpson, 11-15-1978
 CHA (Game) _____ 43 (43-86) vs. Minnesota, 2-12-1988
 _____ 43 (43-67) vs. Evansville, 11-10-2022
 Big Ten (Game) _____ 43 (43-86) vs. Minnesota, 2-12-1988
 _____ 43 (47-73) at Penn State, 1-25-2022
 Season _____ 1187 (1187-2325), 2022-23

Field Goals Attempted

Game _____ 97 (33-97) vs. Iowa Wesleyan, 12-6-1977
 CHA (Game) _____ 86 (43-86) vs. Minnesota, 2-12-1988
 Big Ten (Game) _____ 86 (43-86) vs. Minnesota, 2-12-1988
 Season _____ 2325 (1187-2325), 2022-23

Field Goal Percentage

Game _____ .698 (37-53) vs. NC Central, 12-14-2019
 CHA (Game) _____ .698 (37-53) vs. NC Central, 12-14-2019
 Big Ten (Game) _____ .667 (28-42) vs. Northwestern, 1-4-1987
 Season _____ .515 (1085-2107), 2018-19

Free Throws Made

Game _____ 42 (42-50) vs. West Virginia, 11-25-2012
 CHA (Game) _____ 33 (33-43) vs. Indiana State, 11-15-2006
 _____ 33 (33-38) vs. Southern, 11-17-2021
 Big Ten (Game) _____ 31 (31-38) vs. Wisconsin, 2-25-2007
 _____ 31 (31-34) vs. Nebraska, 1-16-2022
 Season _____ 592 (592-771), 2022-23

Free Throws Attempted

Game _____ 50 (42-50) vs. West Virginia, 11-25-2012
 CHA (Game) _____ 43 (33-43) vs. Indiana State, 11-15-2006
 Big Ten (Game) _____ 38 (31-38) vs. Wisconsin, 2-25-2007
 Season _____ 771 (592-771), 2022-23

Free Throw Percentage - Minimum 10 attempts

Game _____ 1.000 (17-17) vs. Northwestern, 1-6-2022
 _____ 1.000 (16-16) vs. Columbia, 11-28-2010
 _____ 1.000 (16-16) vs. Wisconsin, 1-19-2012
 _____ 1.000 (16-16) at Minnesota, 2-15-2016
 _____ 1.000 (15-15) vs. Northern Illinois, 11-15-2017
 _____ 1.000 (15-15) vs. Iowa State, 12-5-2018
 _____ 1.000 (14-14) vs. South Carolina (NCAA), 3-31-2023
 _____ 1.000 (13-13) vs. Purdue, 3-1-1998
 _____ 1.000 (13-13) at Ohio State, 2-21-2015
 _____ 1.000 (10-10) vs. UNLV 11-13-2011
 _____ 1.000 (10-10) vs. Northwestern, 3-3-2019
 CHA (Game) _____ 1.000 (17-17) vs. Northwestern, 1-6-2022
 _____ 1.000 (16-16) vs. Wisconsin, 1-19-2012
 _____ 1.000 (15-15) vs. Northern Illinois, 11-15-2017
 _____ 1.000 (15-15) vs. Iowa State, 12-5-2018
 _____ 1.000 (10-10) vs. Northwestern, 3-3-2019
 Big Ten (Game) _____ 1.000 (17-17) vs. Northwestern, 1-6-2022
 _____ 1.000 (16-16) vs. Wisconsin, 1-19-2012
 _____ 1.000 (16-16) at Minnesota, 2-15-2016
 _____ 1.000 (13-13) at Ohio State, 2-21-2015
 _____ 1.000 (10-10) vs. Northwestern, 3-3-2019
 Season _____ .794 (446-562), 2011-12

3-Pointers Made

Game _____ 19 (19-28) at Northwestern, 1-29-2015
 CHA (Game) _____ 17 (17-34) vs. Idaho State, 12-7-2013
 Big Ten (Game) _____ 19 (19-28) at Northwestern, 1-29-2015
 Season _____ 350 (350-922), 2022-23

3-Pointers Attempted

Game _____ 40 (15-40) vs. Maryland (BIG), 3-4-2023
 CHA (Game) _____ 35 (14-35) vs. Mississippi Valley State, 12-22-2019
 Big Ten (Game) _____ 40 (15-40) vs. Maryland (BIG), 3-4-2023
 Season _____ 922 (350-922), 2022-23

Consecutive 3-Pointers Made

Game _____ 7 vs. Minnesota, 2-17-2008
 _____ 7 at Northwestern, 1-29-2015

Rebounds

Game _____ 69 vs. Northern Iowa, 11-26-2002
 CHA (Game) _____ 69 vs. Northern Iowa, 11-26-2002
 Big Ten (Game) _____ 61 vs. Wisconsin, 1-8-1993
 Season _____ 1456, 2022-23



IOWA WOMEN'S BASKETBALL

TEAM RECORDS

Assists

Game _____ 37 at Penn State, 1-25-2022
 CHA (Game) _____ 36 vs. N. Carolina Central, 11-17-2018
 Big Ten (Game) _____ 37 at Penn State, 1-25-2022
 Season _____ 794, 2022-23

Blocks

Game _____ 13 vs. Minnesota, 2-28-2010
 CHA (Game) _____ 13 vs. Minnesota, 2-28-2010
 Big Ten (Game) _____ 13 vs. Minnesota, 2-28-2010
 Season _____ 189, 2012-13

Field Goal Percentage in a Half

Game _____ .739 (17-23) at Wisconsin, 3-2-2008

Most First Half Points

Game _____ 63 vs. Ohio University, 11-30-1991
 CHA (Game) _____ 63 vs. Ohio University, 11-30-1991
 Big Ten (Game) _____ 61 vs. Ohio State (BIG), 3-5-2023

Most First Half Points Allowed

Game _____ 68 at Maryland, 2-23-2021
 CHA (Game) _____ 56 vs. Nebraska, 1-28-2018
 Big Ten (Game) _____ 68 at Maryland, 2-23-2021

Fewest First Half Points

Game _____ 13 at UW-Green Bay, 12-7-2006
 _____ 13 at Iowa State, 12-5-2007
 CHA (Game) _____ 18 vs. Wisconsin, 2-24-1984
 Big Ten (Game) _____ 18 vs. Wisconsin, 2-24-1984
 _____ 18 vs. Purdue, 3-3-1996

Fewest First Half Points Allowed

Game _____ 10 vs. Massachusetts, 11-19-2016
 CHA (Game) _____ 10 vs. Massachusetts, 11-19-2016
 Big Ten (Game) _____ 11 vs. Illinois, 3-1-1992
 _____ 11 vs. Wisconsin, 2-16-2011

Most Second Half Points

Game _____ 65 at Wisconsin, 12-31-2000
 CHA (Game) _____ 60 vs. Syracuse, 12-5-2013
 Big Ten (Game) _____ 65 at Wisconsin, 12-31-2000

Most Second Half Points Allowed

Game _____ 60 vs. Notre Dame, 11-29-2018
 CHA (Game) _____ 57 vs. Ohio State, 2-5-2004
 Big Ten (Game) _____ 58 at Northwestern, 1-29-2015

Fewest Second Half Points

Game _____ 16 at UConn, 3-18-2002
 CHA (Game) _____ 18 vs. Ohio State, 2-3-1985
 Big Ten (Game) _____ 17 at Ohio State, 2-4-2007
 _____ 17 vs. Purdue, 2-11-1996
 _____ 17 at Purdue, 2-19-2017

Fewest Second Half Points Allowed

Game _____ 10 vs. James Madison, 11-26-1994
 CHA (Game) _____ 10 vs. James Madison, 11-26-1994
 Big Ten (Game) _____ 13 vs. Wisconsin, 1-26-1986

Fewest Points Allowed

Game _____ 23 vs. Cornell, 1-31-1975
 CHA (Game) _____ 30 vs. James Madison, 11-26-1994
 Big Ten (Game) _____ 32 vs. Wisconsin, 1-26-1986

Winning Streaks

All Games _____ 22, 1987-1988
 Big Ten Games _____ 23, 1987-1988
 Home Games _____ 46, 1986-1990
 Big Ten Home Games _____ 41, 1985-1990
 Away Games _____ 12, 1987-1988
 Big Ten Away Games _____ 8, 1989-1990
 _____ 8, 1995-1996
 _____ 8, 2021-22

Losing Streaks

All Games _____ 7, 1975-76, 1982-83, 1998-99
 Big Ten Games _____ 8, 1982-83
 Home Games _____ 4, 1975-76 and 1981-82
 Big Ten Home Games _____ 4, 1981-82
 Away Games _____ 10, 1982-83
 Big Ten Away Games _____ 9, 1982-83



QUARTER RECORDS - TEAM

Points

1.	38	vs. UNI (3rd Qtr)	11/25/2020
	38	at Drake (4th Qtr)	12/2/2020
3.	37	at Minnesota (3rd Qtr)	1/20/2022
	37	vs. Rutgers (3rd Qtr)	2/12/2023
5.	36	at Michigan (4th Qtr)	2/6/2022
6.	35	at Illinois (1st Qtr)	1/3/2021
	35	vs. Evansville (3rd Qtr)	11/10/2022
	35	vs. Ohio State (B1G/2nd Qtr)	3/5/2023

Field Goals Made

1.	15	vs. Penn State (1st Qtr)	1/14/2023
	14	vs. Florida State (1st Qtr)	11/29/2017
3.	13	vs. Evansville (3rd Qtr)	1/2/2022
	13	at Minnesota (3rd Qtr)	1/20/2022
	13	at Wisconsin (3rd Qtr)	2/3/2022
	13	at Michigan (4th Qtr)	2/6/2022
	13	vs. Michigan (2nd Qtr)	2/27/2022
	13	vs. Towson (4th Qtr)	11/29/2019
	13	vs. Rutgers (3rd Qtr)	2/12/2023

Field Goal Attempts

1.	24	vs. Nebraska (4th Qtr)	1/28/2018
2.	23	at Illinois (3rd Qtr)	1/3/2021
3.	22	vs. Evansville (3rd Qtr)	1/2/2022
	22	at Penn State (1st Qtr)	1/25/2022
	22	vs. Western Illinois (1st Qtr)	12/22/2020
	22	vs. NC Central (2nd Qtr)	11/17/2018
	22	at North Dakota (1st Qtr)	11/16/2016

3-Point Field Goals Made

1.	7	at Illinois (1st Qtr)	1/3/2021
	7	vs. Minnesota (3rd Qtr)	1/6/2021
	7	at Maryland (1st Qtr)	2/23/2021
4.	6	vs. UNI (3rd Qtr)	11/25/2020
	6	vs. Iowa State (4th Qtr)	12/9/2020
	6	vs. Penn State (3rd Qtr)	2/18/2021
	6	vs. Michigan (3rd Qtr)	2/25/2021
	6	vs. Cincinnati (4th Qtr)	11/27/2019
	6	at Illinois (1st Qtr)	1/20/2019
	6	at Indiana (1st Qtr)	2/21/2019
	6	vs. Rutgers (3rd Qtr)	2/12/2023
	6	at Wisconsin (4th Qtr)	12/04/2022
	6	vs. Louisville (NCAA/3rd Qtr)	3/26/2023

3-Point Field Goals Attempted

1.	13	vs. Louisville (NCAA/1st Qtr)	3/26/2023
	12	at UNI (4th Qtr)	11/14/2021
	12	at Illinois (1st Qtr)	1/3/2021
3.	11	at Maryland (1st Qtr)	2/23/2021
	11	at Wisconsin (2nd Qtr)	2/28/2021
	11	vs. UConn (3rd Qtr)	11/27/2022

Free Throws Made

1.	16	at Purdue (4th Qtr)	1/13/2022
2.	15	vs. Southern (1st Qtr)	11/17/2021
3.	14	at Drake (4th Qtr)	12/2/2020
4.	13	at Michigan State (4th Qtr)	12/12/2020
	13	vs. Purdue (4th Qtr)	3/10/2021
	13	vs. Minnesota (4th Qtr)	2/4/2018

Free Throws Attempted

1.	18	at Drake (4th Qtr)	12/2/2020
2.	17	at Purdue (4th Qtr)	1/13/2022
	17	vs. Florida Atlantic (4th Qtr)	11/7/2019
4.	16	vs. Southern (1st Qtr)	11/17/2021
	16	at Purdue (4th Qtr)	2/9/2020
	16	vs. Rutgers (4th Qtr)	1/23/2019
	16	vs. Washington State (4th Qtr)	3/26/2017

Total Rebounds

1.	19	vs. NC Central (2nd Qtr)	11/17/2018
	19	vs. Morgan State (4th Qtr)	11/22/2017
3.	18	at Minnesota (4th Qtr)	1/20/2022
	18	vs. Kent State (2nd Qtr)	12/20/2016
5.	17	vs. Southern (3rd Qtr)	11/17/2021
	17	at Illinois (1st Qtr)	1/3/2021
	17	vs. Ohio State (2nd Qtr)	1/13/2021
	17	vs. Oral Roberts (3rd Qtr)	11/11/2016
	17	vs. Hampton (3rd Qtr)	11/13/2016
	17	vs. Northwestern (1st Qtr)	2/16/2017

Assists

1.	12	vs. Florida State (1st Qtr)	11/29/2017
2.	11	vs. Penn State (2nd Qtr)	2/8/2018
3.	10	vs. Samford (1st Qtr)	11/11/2021
	10	at Penn State (1st Qtr)	1/25/2022
	10	at Penn State (4th Qtr)	1/25/2022
	10	vs. Illinois (1st Qtr)	12/31/2019
	10	at Northwestern (4th Qtr)	1/5/2020
	10	at Drake (1st Qtr)	12/21/2018
	10	at Ohio State (3rd Qtr)	2/20/2019
	10	vs. Maryland (2nd Qtr)	1/14/2017

Blocks

1.	7	vs. UNI (1st Qtr)	12/4/2016
	6	vs. Nebraska (1st Qtr)	3/5/2022
3.	5	at Iowa State (1st Qtr)	12/8/2021
	5	at Iowa State (1st Qtr)	12/12/2019
	5	vs. Maryland (4th Qtr)	1/10/2020
	5	at Penn State (4th Qtr)	2/3/2019
	5	vs. Drake (1st Qtr)	12/21/2017
	5	at Maryland (3rd Qtr)	1/4/2018

Steals

1.	6	vs. Western Illinois (2nd Qtr)	12/22/2020
	6	vs. Washington (4th Qtr)	11/30/2019
	6	at Minnesota (3rd Qtr)	1/14/2019
	6	vs. Nebraska (4th Qtr)	1/28/2018
	6	vs. James Madison (4th Qtr)	11/25/2016



IOWA WOMEN'S BASKETBALL

QUARTER RECORDS - INDIVIDUAL

Points

1.	25	Caitlin Clark (4th Qtr, at Michigan)	2/6/2022
2.	19	Caitlin Clark (4th Qtr, vs. Nebraska)	3/6/2021
	19	Megan Gustafson (4th Qtr, at Drake)	12/21/2018
4.	17	Caitlin Clark (4th Qtr, vs. Penn State)	2/18/2021
	17	Caitlin Clark (2nd Qtr, at Maryland)	2/23/2021
	17	Megan Gustafson (4th Qtr, vs. West Virginia)	11/23/2018

Field Goals Made

1.	8	Caitlin Clark (4th Qtr, at Michigan)	2/6/2022
	8	Megan Gustafson (4th Qtr, vs. Western Michigan)	11/23/2018
3.	7	Megan Gustafson (4th Qtr, vs. Purdue)	1/13/2018
	7	Megan Gustafson (4th Qtr, at Drake)	12/21/2018
	7	Megan Gustafson (3rd Qtr, at Ohio State)	2/10/2019

Field Goal Attempts

1.	11	Megan Gustafson (4th Qtr, vs. Purdue)	1/13/2018
2.	10	Caitlin Clark (3rd Qtr, at Duke)	12/2/2021
	10	Caitlin Clark (4th Qtr, at Michigan)	2/6/2022
4.	9	Caitlin Clark (1st Qtr, vs. Wisconsin)	12/5/2020
	9	Caitlin Clark (4th Qtr, vs. Iowa State)	12/9/2020
	9	Caitlin Clark (3rd Qtr, vs. Evansville)	1/2/2022
	9	Caitlin Clark (1st Qtr, vs. Ohio State)	1/31/2022
	9	Megan Gustafson (1st Qtr, at Nebraska)	1/16/2018
	9	Megan Gustafson (3rd Qtr, vs. Northwestern)	3/2/2017
	9	Megan Gustafson (4th Qtr, vs. West Virginia)	11/23/2018
	9	Megan Gustafson (1st Qtr, vs. Michigan State)	2/7/2019
	9	Megan Gustafson (3rd Qtr, at Ohio State)	2/10/2019
	9	Megan Gustafson (2nd Qtr, vs. Maryland)	3/10/2019

3-Point Field Goals Made

1.	4	Caitlin Clark (4th Qtr, vs. Iowa State)	12/9/2020
	4	McKenna Warnock (1st Qtr, vs. Rutgers)	12/31/2020
	4	Caitlin Clark (3rd Qtr, vs. Minnesota)	1/6/2021
	4	Caitlin Clark (1st Qtr, at Maryland)	2/23/2021
	4	Caitlin Clark (2nd Qtr, at Maryland)	2/23/2021
	4	Gabbie Marshall (2nd Qtr, vs. Rutgers)	3/11/2021
	4	Caitlin Clark (4th Qtr, at Michigan)	2/6/2022
	4	Caitlin Clark (3rd Qtr, vs. Michigan)	2/27/2022
	4	Caitlin Clark (2nd Qtr, vs. Northwestern)	3/4/2022

3-Point Field Goals Attempted

1.	7	Caitlin Clark (1st Qtr, at Maryland)	2/23/2021
2.	6	Caitlin Clark (4th Qtr, vs. Iowa State)	12/9/2020
	6	Caitlin Clark (4th Qtr, vs. Northwestern)	1/28/2021
	6	Caitlin Clark (4th Qtr, at UNI)	11/14/2021
	6	Caitlin Clark (3rd Qtr, at Duke)	12/2/2021
	6	Alexis Sevellian (1st Qtr, vs. Michigan)	12/31/2017

Free Throws Made

1.	9	Caitlin Clark (1st Qtr, vs. Southern)	11/17/2021
2.	8	McKenna Warnock (4th Qtr, at Drake)	12/2/2020
	8	Caitlin Clark (4th Qtr, at Nebraska)	2/11/2021
	8	Caitlin Clark (4th Qtr, at Purdue)	1/13/2022
	8	Kathleen Doyle (4th Qtr, at Iowa State)	12/12/2019
	8	Ally Disterhoft (4th Qtr, vs. Washington State)	3/26/2017
	8	Megan Gustafson (4th Qtr, vs. IUPUI)	12/8/2018

Free Throws Attempted

1.	10	McKenna Warnock (4th Qtr, at Drake)	12/2/2020
	10	Caitlin Clark (1st Qtr, vs. Southern)	11/17/2021
	10	Kathleen Doyle (4th Qtr, at Nebraska)	12/28/2019
	10	Ally Disterhoft (4th Qtr, vs. Washington State)	3/26/2017
	10	Megan Gustafson (4th Qtr, vs. IUPUI)	12/8/2018

Total Rebounds

1.	9	Megan Gustafson (3rd Qtr, vs. Maryland)	2/17/2019
2.	8	Megan Gustafson (1st Qtr, vs. UNI)	12/16/2018
	8	Megan Gustafson (1st Qtr, vs. Illinois)	2/14/2019
4.	7	McKenna Warnock (3rd Qtr, vs. Southern)	11/17/2021
	7	Kate Martin (1st Qtr, at Minnesota)	1/20/2022
	7	Kate Martin (2nd Qtr, vs. Nebraska)	3/5/2022
	7	Megan Gustafson (3rd Qtr, vs. Morgan State)	11/22/2017
	7	Megan Gustafson (2nd Qtr, vs. Elon)	11/25/2017
	7	Megan Gustafson (1st Qtr, vs. UNI)	12/4/2016
	7	Megan Gustafson (2nd Qtr, at Drake)	12/18/2016
	7	Megan Gustafson (4th Qtr, at Penn State)	2/3/2019
	7	Megan Gustafson (3rd Qtr, vs. Missouri)	3/24/2019

Assists

1.	7	Caitlin Clark (2nd Qtr, at Nebraska)	1/9/2022
2.	6	Caitlin Clark (3rd Qtr, at Nebraska)	2/11/2021
	6	Caitlin Clark (3rd Qtr, at Wisconsin)	2/28/2021
	6	Caitlin Clark (1st Qtr, at Penn State)	1/25/2022
	6	Kathleen Doyle (2nd Qtr, vs. Nebraska)	2/7/2020
	6	Kathleen Doyle (1st Qtr, at Michigan State)	2/1/2018
	6	Mackenzie Meyer (4th Qtr, at Nebraska)	2/25/2019

Blocks

1.	4	Amanda Ollinger (4th Qtr, vs. Maryland)	1/10/2020
2.	3	Addy O'Grady (1st Qtr, vs. Nebraska)	3/5/2022
	3	Amanda Ollinger (2nd Qtr, vs. Towson)	11/28/2019
	3	Amanda Ollinger (1st Qtr, at Iowa State)	12/12/2019
	3	Amanda Ollinger (3rd Qtr, vs. Ohio State)	1/24/2020
	3	Amanda Ollinger (2nd Qtr, at Penn State)	1/31/2020
	3	Megan Gustafson (Overtime, vs. Western Kentucky)	11/11/2017
	3	Megan Gustafson (3rd Qtr, at Maryland)	1/4/2018
	3	Megan Gustafson (4th Qtr, vs. Nebraska)	1/28/2018
	3	Megan Gustafson (4th Qtr, at Penn State)	2/3/2019
	3	Megan Gustafson (1st Qtr, vs. Indiana)	3/8/2019
	3	Megan Gustafson (2nd Qtr, vs. Rutgers)	3/9/2019

Steals

1.	4	Hannah Stewart (2nd Qtr, vs. Western Michigan)	11/19/2017
	4	Kathleen Doyle (1st Qtr, at Michigan)	2/1/2019
3.	3	Gabbie Marshall (1st Qtr, vs. Wisconsin)	12/5/2020
	3	Gabbie Marshall (1st Qtr, vs. Western Michigan)	12/22/2020
	3	Gabbie Marshall (3rd Qtr, at Minnesota)	1/20/2022
	3	Gabbie Marshall (3rd Qtr, vs. Illinois)	1/23/2022
	3	Caitlin Clark (1st Qtr, at Rutgers)	2/24/2022
	3	Makenzie Meyer (2nd Qtr, vs. Clemson)	12/5/2019
	3	Alexis Sevellian (4th Qtr, vs. Clemson)	12/5/2019
	3	Kathleen Doyle (4th Qtr, vs. Michigan State)	1/26/2020
	3	Kathleen Doyle (2nd Qtr, vs. Ohio State)	3/6/2020
	3	Kathleen Doyle (3rd Qtr, vs. Massachusetts)	11/19/2016
	3	Kathleen Doyle (3rd Qtr, vs. UCLA)	11/24/2016
	3	Kathleen Doyle (3rd Qtr, at Drake)	12/21/2018
	3	Kathleen Doyle (3rd Qtr, vs. Maryland)	3/10/2019
	3	Kathleen Doyle (4th Qtr, vs. Baylor)	4/1/2019



FRESHMAN SINGLE-SEASON LEADERS

Scoring

1.	Caitlin Clark (2020-21)	799
2.	Jaime Printy (2009-10)	501
3.	Ally Disterhoft (2013-14)	474
4.	Lisa Becker (1983-84)	416
5.	Megan Skouby (2005-06)	414
6.	Lindsey Meder (1998-99)	376
7.	Cindy Haugejorde (1976-77)	364
8.	Megan Gustafson (2015-16)	352
9.	Diana Williams (1975-76)	351
10.	Tiffany Gooden (1994-95)	349

Blocks

1.	Morgan Johnson (2009-10)	79
2.	Tangela Smith (1994-95)	73
3.	Megan Gustafson (2015-16)	58
4.	Megan Skouby (2005-06)	47
5.	Addison O'Grady (2021-22)	26
6.	Jennie Lillis (2000-01)	22
7.	Bethany Doolittle (2011-12)	19
8.	Toni Foster (1989-90)	18

3-Pointers Made

1.	Caitlin Clark (2020-21)	116
2.	Jaime Printy (2009-10)	82
3.	Alexis Sevillian (2017-18)	59
4.	Lindsey Meder (1998-99)	49
5.	Makenzie Meyer (2016-17)	42
6.	Whitney Jennings (2014-15)	36
7.	Melissa Dixon (2011-12)	35
8.	Gabbie Marshall (2019-20)	34
9.	Ally Disterhoft (2013-14)	33
10.	Johanna Solverson (2002-03)	30

Rebounding

1.	Krista VandeVenter (2004-05)	252
2.	Cindy Haugejorde (1976-77)	237
3.	Ally Disterhoft (2013-14)	229
4.	Megan Gustafson (2015-16)	225
5.	Samantha Logic (2011-12)	220
6.	Morgan Johnson (2009-10)	217
7.	Caitlin Clark (2020-21)	177
8.	Jennie Lillis (2000-01)	173
9.	Lynn Kennedy (1983-84)	152
10.	Hannah Stuelke (2022-23)	144

Assists

1.	Caitlin Clark (2020-21)	214
2.	Kathleen Doyle (2016-17)	148
3.	Samantha Logic (2011-12)	136
4.	Tania Davis (2015-16)	111
5.	Jaime Printy (2009-10)	99
6.	Cara Consuegra (1997-98)	94
7.	Whitney Jennings (2014-15)	92
8.	Kamille Wahlin (2008-09)	87
9.	Kristi Smith (2005-06)	82
10.	Necole Tunsil (1990-91)	78

Steals

1.	Kathleen Doyle (2016-17)	71
2.	Johanna Solverson (2002-03)	57
3.	Lynn Kennedy (1983-84)	39
4.	Caitlin Clark (2020-21)	38
5.	Tania Davis (2015-16)	37
6.	Krista VandeVenter (2004-05)	36
7.	Whitney Jennings (2014-15)	35
8.	Jennie Lillis (2000-01)	34
9.	Necole Tunsil (1990-91)	33





IOWA WOMEN'S BASKETBALL

SOPHOMORE SINGLE-SEASON LEADERS

Scoring

1.	Caitlin Clark (2021-22)	863
2.	Megan Gustafson (2016-17)	628
3.	Kristi Faulkner (2002-03)	539
4.	Jaime Printy (2010-11)	520
5.	Lindsey Meder (1999-00)	516
6.	Ally Disterhoft (2014-15)	503
7.	Cindy Haugejorde (1977-78)	484
8.	Tiffany Gooden (1995-96)	481
9.	Toni Foster (1990-91)	475
10.	Kamille Wahlin (2009-10)	469

Blocks

1.	Morgan Johnson (2010-11)	76
2.	Tangela Smith (1996-97)	69
3.	Bethany Doolittle (2012-13)	59
4.	Megan Gustafson (2016-17)	45
4.	Toni Foster (1990-91)	40
5.	Chase Coley (2015-16)	37
	Megan Skouby (2006-07)	37
7.	JoAnn Hamlin (2007-08)	23

3-Pointers Made

1.	Caitlin Clark (2021-22)	91
2.	Kamille Wahlin (2009-10)	84
3.	Melissa Dixon (2012-13)	78
4.	Jaime Printy (2010-11)	70
5.	Wendy Ausdemore (2006-07)	62
6.	Lindsey Meder (1999-00)	60
7.	Gabbie Marshall (2020-21)	57
8.	Kelly Krei (2009-10)	55

Rebounding

1.	Megan Gustafson (2016-17)	343
2.	Cindy Haugejorde (1977-78)	300
3.	Kachine Alexander (2008-09)	282
4.	Lisa Long (1984-85)	267
5.	Caitlin Clark (2021-22)	256
6.	Toni Foster (1990-91)	247
7.	Krista VandeVenter (2005-06)	237

Assists

1.	Caitlin Clark (2021-22)	257
2.	Samantha Logic (2012-13)	217
3.	Kathleen Doyle (2017-18)	199
4.	Cara Consuegra (1998-99)	153
	April Calhoun (2002-03)	153
6.	Kachine Alexander (2008-09)	121
	Kristi Smith (2006-07)	121
8.	Kate Martin (2020-21)	120
9.	Mackenzie Meyer (2017-18)	111
10.	Steph Schueler (1988-89)	105

Steals

1.	Samantha Logic (2012-13)	62
2.	Krista VandeVenter (2005-06)	61
3.	Gabbie Marshall (2020-21)	57
4.	Toni Foster (1990-91)	56
5.	Karen Clayton (1993-94)	55
6.	Nadine Domond (1995-96)	49
	Crystal Smith (2003-04)	49
	Kristi Smith (2006-07)	49





JUNIOR SINGLE-SEASON LEADERS

Scoring

1.	Caitlin Clark (2022-23)	1,055
2.	Megan Gustafson (2017-18)	823
3.	Monika Czinano (2020-21)	578
4.	Ally Disterhoft (2015-16)	565
5.	Michelle Edwards (1986-87)	564
6.	Crystal Smith (2004-05)	556
7.	Kristi Faulkner (2002-03)	539
	Cindy Haugejorde (1978-79)	539
9.	Jennie Lillis (2002-03)	537
10.	Lindsey Meder (2000-01)	523

Blocks

1.	Bethany Doolittle (2013-14)	106
2.	Morgan Johnson (2011-12)	70
3.	Megan Gustafson (2017-18)	66
4.	Toni Foster (1991-92)	47
5.	Jennie Lillis (2002-03)	40
6.	Tangela Smith (1996-97)	39
7.	Ally Disterhoft (2015-16)	28
	Lisa Becker (1985-86)	28

3-Pointers Made

1.	Caitlin Clark (2022-23)	140
2.	Melissa Dixon (2013-14)	97
3.	Wendy Ausdemore (2007-08)	78
4.	Lindsey Meder (2000-01)	68
5.	Makenzie Meyer (2018-19)	62
6.	Alexa Kastanek (2015-16)	56
7.	Kamille Wahlin (2009-10)	55
8.	Kelly Krei (2009-10)	54
9.	Kristi Smith (2007-08)	53

Rebounding

1.	Megan Gustafson (2017-18)	411
2.	Kachine Alexander (2009-10)	281
3.	Caitlin Clark (2022-23)	270
4.	Shanda Berry (1987-88)	263
5.	Toni Foster (1991-92)	243
6.	Lisa Long (1985-86)	240
7.	Jennie Lillis (2002-03)	239

Assists

1.	Caitlin Clark (2022-23)	327
2.	Samantha Logic (2013-14)	269
3.	Cara Consuegra (1999-00)	138
4.	Johanna Solverson (2004-05)	136

5.	Nadine Domond (1996-97)	135
6.	Jolette Law (1988-89)	132
7.	Laurie Aaron (1991-92)	123
	Michelle Edwards (1986-87)	123

Steals

1.	Laurie Aaron (1991-92)	101
2.	Franthea Price (1988-89)	95
3.	Shanda Berry (1988-89)	89
4.	Samantha Logic (2013-14)	88
5.	Crystal Smith (2004-05)	80
6.	Michelle Edwards (1986-87)	70
	Johanna Solverson (2004-05)	70





IOWA WOMEN'S BASKETBALL

SENIOR SINGLE-SEASON LEADERS

Scoring

1.	Megan Gustafson (2018-19)	1,001
2.	Cindy Haugejorde (1979-80)	672
3.	Monika Czinano (2021-22)	656
4.	Monika Czianao (2022-23)	650
5.	Michelle Edwards (1987-88)	621
6.	Franthea Price (1989-90)	614
7.	Tangela Smith (1997-98)	577
8.	Ally Disterhoft (2016-17)	560
9.	Kathleen Doyle (2019-20)	544
10.	Jamie Cavey (2004-05)	543

Blocks

1.	Bethany Doolittle (2014-15)	94
2.	Morgan Johnson (2012-13)	68
3.	Megan Gustafson (2018-19)	63
4.	Jerica Watson (2001-02)	59
5.	Jamie Cavey (2004-05)	58
6.	Tangela Smith (1997-98)	54
	Amanda Ollinger (2019-20)	54
8.	Megan Skouby (2008-09)	46
9.	Toni Foster (1992-93)	40
10.	Cathy Marx (1993-94)	40

3-Pointers Made

1.	Melissa Dixon (2014-15)	124
2.	Lindsey Meder (2001-02)	84
3.	Makenzie Meyer (2019-20)	77
4.	Kristi Smith (2008-09)	65
5.	Kamille Wahlin (2011-12)	64
6.	Wendy Ausdemore (2008-09)	61
7.	Gabbie Marshall (2022-23)	58
	McKenna Warnock (2022-23)	58
9.	Kristi Faulkner (2003-04)	57
10.	Jaime Printy (2012-13)	55

Rebounding

1.	Megan Gustafson (2018-19)	481
2.	Amy Herrig (1998-99)	306
3.	Cindy Haugejorde (1979-80)	295
	Kachine Alexander (2010-11)	295
5.	Lisa Long (1986-87)	282
6.	Shanda Berry (1988-89)	276

Assists

1.	Samantha Logic (2014-15)	276
2.	Cara Consuegra (2000-01)	191
3.	Kathleen Doyle (2019-20)	189
4.	Tania Davis (2018-19)	162

5.	Michelle Edwards (1987-88)	140
6.	Karen Clayton (1995-96)	136
	Kate Martin (2022-23)	136
8.	Lisa Anderson (1983-84)	128
9.	Jolette Law (1989-90)	122
	Steph Schueler (1990-91)	122

Steals

1.	Laurie Aaron (1992-93)	122
2.	Michelle Edwards (1987-88)	89
3.	Franthea Price (1989-90)	84
4.	Steph Schueler (1990-91)	76
5.	Jerica Watson (2001-02)	72
6.	Gabbie Marshall (2022-23)	62





CAREER LEADERS

SCORING

Rank	Pts.	Player	Years
1.	2804	Megan Gustafson	2015-19
2.	2717	Caitlin Clark	2020-Present
3.	2413	Monika Czinano	2018-23
4.	2102	Ally Disterhoft	2013-17
5.	2059	Cindy Haugejorde	1976-80
6.	1906	Lindsey Meder	1998-2002
7.	1841	Jaime Printy	2010-13
8.	1821	Michelle Edwards	1984-88
9.	1762	Jennie Lillis	2000-04
10.	1742	Franthea Price	1986-90
11.	1606	Toni Foster	1989-93
12.	1598	Tangela Smith	1994-98
13.	1582	Morgan Johnson	2010-13
14.	1546	Samantha Logic	2012-15
15.	1537	Kathleen Doyle	2016-20
16.	1483	Kamille Wahlin	2009-12
17.	1480	Melissa Dixon	2012-15
18.	1455	Kristi Smith	2005-09
19.	1439	Megan Skouby	2005-09
20.	1353	Bethany Doolittle	2012-15
21.	1343	Wendy Ausdemore	2005-09
22.	1335	Lisa Becker	1983-87
23.	1319	Amy Herrig	1995-99
24.	1283	Necole Tunsil	1990-94
25.	1277	McKenna Warnock	2019-23
26.	1265	Jamie Cavey	2001-05
27.	1256	Makenzie Meyer	2016-20
28.	1242	Kristi Faulkner	2001-04
29.	1239	Kachine Alexander	2008-11
30.	1230	Lisa Long	1983-87
31.	1193	Crystal Smith	2002-06
32.	1160	Tia Jackson	1990-95
33.	1147	Cara Consuegra	1997-2001
34.	1137	Jolette Law	1986-90
35.	1130	Johanna Solverson	2002-05, 08
36.	1129	Lisa Anderson	1980-84
37.	1100	Shanda Berry	1985-89
38.	1048	Kim Howard	1978-82
39.	1046	Robin Anderson	1980-85
40.	1024	Tiffany Gooden	1994-98
41.	1007	Tania Davis	2015-19

STEALS

Rank	Stls.	Player	Years
1.	321	Franthea Price	1986-90
2.	260	Samantha Logic	2012-15
3.	248	Laurie Aaron	1989-93
4.	238	Kathleen Doyle	2016-20
5.	235	Michelle Edwards	1984-88
6.	222	Steph Schueler	1987-91
7.	213	Crystal Smith	2002-06
8.	205	Jolette Law	1986-90
9.	192	Johanna Solverson	2002-05, 2007-08
10.	191	Gabbie Marshall	2019-Present
11.	190	Jennie Lillis	2000-04
12.	177	Nadine Domond	1994-98
	177	Lisa Anderson	1980-84
14.	168	Tia Jackson	1990-95
15.	167	Toni Foster	1989-93
16.	166	Cara Consuegra	1997-2001
17.	154	Lynn Kennedy	1983-87

REBOUNTING (500 OR MORE)

Rank	Reb.	Player	Years
1.	1460	Megan Gustafson	2015-19
2.	1067	Cindy Haugejorde	1976-80
3.	922	Samantha Logic	2012-15
4.	910	Kachine Alexander	2008-11
5.	887	Toni Foster	1989-93
6.	886	Morgan Johnson	2010-13
7.	859	Tangela Smith	1994-98
8.	848	Lisa Long	1983-87
9.	827	Jennie Lillis	2000-04
10.	792	Krista VandeVenter	2004-08
11.	789	Amy Herrig	1995-99
12.	788	Ally Disterhoft	2013-17
13.	787	Monika Czinano	2018-23
14.	755	McKenna Warnock	2019-23
15.	745	Randi Peterson	1997-2001
16.	726	Franthea Price	1986-90
17.	703	Caitlin Clark	2020-Present
18.	691	Lisa Becker	1983-87
19.	653	Shanda Berry	1986-89
20.	650	Bethany Doolittle	2012-15
21.	615	Kachine Alexander	2008-11
22.	614	Lynn Kennedy	1983-87
23.	570	Johanna Solverson	2002-05, 2008
24.	564	Necole Tunsil	1990-94
25.	561	Kelly Krei	2009-12
26.	559	Chase Coley	2014-18
27.	536	Kim Howard	1978-82
28.	518	Megan Skouby	2005-09
29.	507	Tia Jackson	1990-95



IOWA WOMEN'S BASKETBALL

CAREER LEADERS

30.	506	Jamie Cavey	2001-05
	506	Amanda Ollinger	2016-20

ASSISTS

Rank	Ast.	Player	Years
1.	898	Samantha Logic	2012-15
2.	798	Caitlin Clark	2020-Present
3.	706	Kathleen Doyle	2016-20
4.	576	Cara Consuegra	1997-2001
5.	431	Michelle Edwards	1984-88
	431	Tania Davis	2015-19
7.	427	Kamille Wahlin	2009-12
8.	412	Kristi Smith	2005-09
	412	Jaime Printy	2010-13
10.	391	Johanna Solverson	2002-05
11.	387	Franthea Price	1986-90
12.	385	Kate Martin	2019-Present
13.	367	Steph Schueler	1987-91
14.	357	Nadine Domond	1994-98
15.	353	Jolette Law	1986-90
16.	339	Kachine Alexander	2008-11
17.	322	Lisa Anderson	1980-84
18.	313	Ally Disterhoft	2013-17
19.	297	Jennie Lillis	2000-04
20.	287	McKenn Warnock	2019-23
21.	280	Tricia Blair	1983-87
22.	279	Laurie Aaron	1989-93
	279	Necole Tunsil	1990-94
24.	262	Leah Magner	1998-02
25.	252	Kristi Faulkner	2001-04

3-POINT FIELD GOALS MADE

Rank	3-pters	Player	Years
1.	347	Caitlin Clark	2020-Present
2.	334	Melissa Dixon	2012-15
3.	261	Lindsey Meder	1998-2002
4.	252	Jaime Printy	2010-13
5.	232	Makenzie Meyer	2016-20
6.	231	Kamille Wahlin	2009-12
7.	221	Wendy Ausdemore	2005-09
8.	193	Gabbie Marshall	2019-Present
9.	185	Kristi Smith	2005-09
10.	180	McKenna Warnock	2019-23
11.	162	Kelly Krei	2009-12
	162	Ally Disterhoft	2013-17
13.	156	Leah Magner	1998-2002
14.	138	Kristi Faulkner	2001-04
15.	126	Tania Davis	2015-19
16.	125	Johanna Solverson	2002-05, 2008
	125	Tania Davis	2015-19
18.	118	Nadine Domond	1994-98

19.	116	Crystal Smith	2002-06
20.	108	Jenna Armstrong	2001-05
21.	98	Kate Martin	2019-Present

BLOCKS

Rank	Blks.	Player	Years
1.	293	Morgan Johnson	2010-13
2.	278	Bethany Doolittle	2012-15
3.	235	Tangela Smith	1994-98
4.	232	Megan Gustafson	2015-19
5.	153	Megan Skouby	2005-09
6.	145	Toni Foster	1989-93
7.	114	Jennie Lillis	2002-03
8.	94	Jamie Cavey	2001-05
9.	88	Chase Coley	2014-18
10.	86	Cathy Marx	1990-94
11.	83	Lisa Becker	1983-87
12.	82	Jerica Watson	1998-2002
	82	Amanda Ollinger	2016-20
14.	78	Lisa Long	1983-87
	78	Ally Disterhoft	2013-17
16.	66	Amy Herrig	1995-99
17.	60	Monika Czianano	2018-23

TRIPLE-DOUBLES

Player	Statistics (Points-Rebounds-Assists)	Opponent (Date)
Cara Consuegra	17-10-10	at Indiana (2-3-2000)
Kachine Alexander	10-11-12	vs. Northwestern (1-18-2009)
Kachine Alexander	26-21-10	vs. Penn State (2-1-2009)
Samantha Logic	13-11-11	vs. Michigan (2-26-2012)
Samantha Logic	12-17-10	vs. Drake (12-21-2013)
Samantha Logic	14-11-10	at Penn State (2-6-2014)
Samantha Logic	18-10-11	at Purdue (2-16-2014)
Samantha Logic	12-11-10	vs. Dayton (11-22-2014)
Samantha Logic	13-10-14	vs. Baylor (3-27-2015)
Caitlin Clark	27-13-10	vs. Western Illinois (12-22-2020)
Caitlin Clark	16-10-10	vs. Southern (11-17-2021)
Caitlin Clark	24-10-12	vs. Michigan State (12-5-2021)
Caitlin Clark	31-10-10	vs. Nebraska (1-16-2022)
Caitlin Clark	35-13-11	at Minnesota (1-20-2022)
Caitlin Clark	27-11-11	at Wisconsin (2-3-2022)
Caitlin Clark	22-10-10	at Wisconsin (12-4-2022)
Caitlin Clark	28-10-15	at Ohio State (1-23-2023)
Caitlin Clark	23-10-14	at Penn State (2-5-2023)
Caitlin Clark	30-10-17	vs. Ohio State (3-5-2023)
Caitlin Clark	41-10-12	vs. Louisville (3-26-2023)



INDIVIDUAL SINGLE SEASON TOP 10

Scoring

	Player	Pts.	Avg.	Year
1.	Caitlin Clark	1,055	27.8	2022-23
	Megan Gustafson	1,001	27.8	2018-19
3.	Caitlin Clark	863	27.0	2021-22
4.	Caitlin Clark	799	26.6	2020-21
5.	Megan Gustafson	823	25.7	2017-18
6.	Cindy Haugejorde	672	23.2	1989-90
7.	Monika Czinano	656	21.2	2021-22
	Franthea Price	614	21.2	1989-90
9.	Cindy Haugejorde	484	21.0	1977-78
10.	Michelle Edwards	621	20.1	1987-88

Rebounding

	Player	Reb.	Avg.	Year
1.	Megan Gustafson	481	13.4	2018-19
2.	Cindy Haugejorde	300	13.0	1977-78
3.	Megan Gustafson	411	12.8	2017-18
4.	Cindy Haugejorde	237	11.9	1976-77
5.	Amy Herrig	306	11.3	1998-99
6.	Kachine Alexander	281	10.4	2009-10
7.	Cindy Haugejorde	295	10.2	1979-80
8.	Megan Gustafson	343	10.1	2016-17
9.	Lisa Long	267	9.5	1984-85
	Kachine Alexander	295	9.5	2010-11

Assists

	Player	Ast.	Avg.	Year
1.	Caitlin Clark	327	8.6	2022-23
2.	Samantha Logic	276	8.1	2014-15
3.	Caitlin Clark	257	8.0	2021-22
4.	Samantha Logic	269	7.5	2013-14
5.	Caitlin Clark	214	7.1	2020-21
6.	Kathleen Doyle	199	6.6	2017-18
7.	Samantha Logic	217	6.4	2012-13
8.	Kathleen Doyle	189	6.3	2019-20
9.	Cara Consuegra	191	6.2	2000-01
10.	Kathleen Doyle	170	5.9	2018-19

Steals

	Player	Steals	Avg.	Year
1.	Laurie Aaron	122	3.9	1992-93
2.	Laurie Aaron	101	3.5	1991-92
3.	Franthea Price	95	3.0	1988-89
4.	Franthea Price	84	2.9	1989-90
4.	Michelle Edwards	89	2.9	1987-88
6.	Lynn Kennedy	79	2.7	1985-86
7.	Jerica Watson	72	2.6	2001-02
	Steph Schueler	76	2.6	1990-91
9.	Samantha Logic	88	2.4	2013-14
	Crystal Smith	70	2.4	2005-06
	Crystal Smith	80	2.4	2003-04

FG Percentage

	Player	FG-FGA	Pct.	Year
1.	Megan Gustafson	412-592	.696	2018-19
2.	Monika Czinano	201-296	.679	2019-20
3.	Monika Czinano	277-408	.679	2021-22
4.	Monika Czinano	271-402	.674	2022-23
5.	Megan Gustafson	320-477	.671	2017-18
6.	Cathy Marx	71-106	.670	1991-92
7.	Monika Czinano	254-380	.668	2020-21
8.	Megan Gustafson	260-402	.647	2016-17
9.	Jamie Cavey	73-114	.640	2002-03
10.	Hannah Stuelke	100-164	.610	2022-23

3-PT FG Percentage

	Player	3PT-3PTA	Pct.	Year
1.	Franthea Price	28-46	.608	1987-88
2.	Kristi Smith	45-91	.495	2006-07
3.	Gabbie Marshall	57-121	.471	2020-21
4.	Tomi Taiwo	27-58	.466	2021-22
5.	Wendy Ausdemore	78-171	.456	2007-08
6.	McKenna Warnock	51-113	.451	2020-21
	Melissa Dixon	124-275	.451	2014-15
8.	Lindsey Meder	49-114	.449	1998-99
9.	Kristi Faulkner	57-129	.442	2003-04
10.	McKenna Warnock	29-66	.439	2019-20

FT Percentage

	Player	FT-FTA	Pct.	Year
1.	Jaime Printy	135-146	.925	2012-13
2.	Makenzie Meyer	52-57	.912	2017-18
3.	Wendy Ausdemore	55-61	.902	2006-07
4.	Melissa Dixon	70-78	.897	2013-14
5.	Melissa Dixon	51-57	.895	2014-15
6.	Lindsey Meder	101-113	.894	2000-01
7.	Jaime Printy	83-94	.883	2009-10
8.	Makenzie Meyer	45-51	.882	2018-19
9.	Caitlin Clark	200-227	.881	2021-22
10.	Kristi Faulkner	145-165	.879	2002-03



IOWA WOMEN'S BASKETBALL

TEAM SINGLE SEASON TOP 10

Scoring

	Year	Pts.	Avg.
1.	2022-23	3316	87.3
2.	2020-21	2583	86.1
3.	2021-22	2695	84.2
4.	2014-15	2703	79.5
	2019-20	2384	79.5
6.	2017-18	2518	78.7
7.	2018-19	2821	78.4
8.	2013-14	2814	78.2
9.	1987-88	2406	77.6
10.	2000-01	1927	76.7

Rebounding

	Year	Reb.	Avg.
1.	2017-18	1351	42.2
2.	1977-78	965	41.9
	1995-96	1298	41.9
4.	1992-93	1297	41.8
5.	1994-95	1144	40.9
6.	1978-79	1173	40.4
7.	1975-76	1131	40.3
8.	2001-02	1167	40.2
9.	2010-11	1238	39.9
10.	1984-85	1105	39.5
	1999-00	1067	39.5

Assists

	Year	Ast.	Avg.
1.	2018-19	775	21.5
2.	2017-18	686	21.4
3.	2022-23	794	20.9
4.	2020-21	604	20.1
5.	2019-20	599	20.0
6.	2021-22	627	19.6
7.	1981-82	287	19.1
8.	2000-01	572	18.5
9.	2014-15	614	18.1
10.	2013-14	644	17.9
	2001-02	518	17.9

Steals

	Year	Steals	Avg.
1.	1988-89	414	12.9
2.	1987-88	393	12.7
3.	1991-92	365	12.6
4.	1989-90	349	12.0
5.	1992-93	345	11.1
6.	1986-87	328	10.6
7.	1985-86	298	10.2
8.	1990-91	301	10.0
9.	1983-84	258	9.6
	2000-01	299	9.6

3-PT FG Percentage

	Year	3PT-3PTA	Pct.
1.	2020-21	289-709	.408
2.	2006-07	157-391	.402
3.	1989-90	80-200	.400
4.	2014-15	274-696	.394
5.	2007-08	197-506	.389
6.	1987-88	33-86	.384
7.	2022-23	350-922	.380
8.	1998-99	93-247	.377
9.	2019-20	238-640	.372
10.	2000-01	175-473	.370

FG Percentage

	Year	FG-FGA	Pct.
1.	2020-21	949-1849	.513
2.	2022-23	1187-2325	.511
3.	2021-22	988-1968	.502
4.	1987-88	997-2009	.496
5.	2017-18	940-1923	.489
6.	1985-86	846-1737	.487
7.	1986-87	928-1919	.484
8.	2019-20	853-1758	.485
9.	1988-89	977-2018	.484
10.	1990-91	822-1732	.475

FT Percentage

	Year	FT-FTA	Pct.
1.	2021-22	482-570	.846
2.	2020-21	396-495	.800
3.	2011-12	446-562	.794
4.	2008-09	462-583	.792
5.	2006-07	461-585	.788
6.	2018-19	450-582	.773
7.	2009-10	452-586	.771
	2017-18	464-602	.771
9.	2003-04	433-563	.769
10.	2022-23	592-771	.768



INCIDENTAL STATS AND OVERTIME RESULTS

WINNING MARGIN

(MORE THAN 40 POINTS)

Margin	(Score)	Opponent, Year
68	(91-23)	Cornell, 1974-75
58	(97-39)	Bucknell, 1992-93
56	(105-49)	Minnesota, 2021-22
55	(89-34)	Boise State, 1996-97
54	(111-57)	Rutgers, 2022-23
54	(97-43)	Missouri State, 2012-13
53	(115-62)	Evansville, 2022-23
53	(87-34)	Southern, 2022-23
53	(98-45)	WIU, 2011-12
53	(79-26)	Marshalltown, 1976-77
52	(95-43)	SE Louisiana, 2022-23
52	(96-44)	NIU, 1977-78
52	(102-50)	NC Central, 2019-20
51	(107-56)	USC Upstate, 2014-15
51	(87-36)	Illinois, 1987-88
49	(100-51)	Minnesota, 1987-88
49	(88-39)	Northern Iowa, 2015-16
48	(95-47)	Idaho State, 2013-14
48	(86-38)	Texas PA, 2001-02
48	(98-50)	Wisconsin, 1987-88
47	(88-41)	Rider, 2005-06
46	(90-44)	Drake, 1992-93
46	(87-41)	Wright State, 1991-92
45	(99-54)	WIU, 2000-01
45	(97-52)	Ohio, 1991-92
45	(90-45)	Oregon State, 1988-89
45	(106-61)	UNI, 1978-79
44	(95-51)	Penn State, 2022-23
44	(90-46)	Morgan State, 2017-18
44	(87-43)	NIU, 2007-08
44	(93-49)	Iowa State, 1987-88
43	(93-50)	New Hampshire, 2021-22
43	(86-43)	Creighton, 2001-02
43	(94-51)	Minnesota, 1995-96
43	(92-49)	Bradley, 1999-2000
43	(83-40)	Wyoming, 1988-89
43	(97-54)	Minnesota, 1988-89
43	(84-41)	Minnesota, 1987-88
43	(100-57)	Penn State, 2019-20
42	(87-45)	Texas State, 2008-09
41	(108-67)	Penn State, 2022-23
41	(81-40)	Minnesota, 1986-87
41	(88-47)	St. Ambrose, 1976-77
41	(71-30)	Massachusetts, 2016-17
40	(98-58)	Illinois State, 2021-22
40	(85-45)	Ark.-Pine Bluff, 2017-18
40	(82-42)	UW-Mil, 2005-06
40	(92-52)	Northwestern, 2000-01
40	(82-42)	Michigan, 1988-89

40 ____ (89-49) Michigan St. 1988-89

40 ____ (81-41) Iowa State, 1984-85

LOSING MARGIN (MORE THAN 30 POINTS)

Margin	(Score)	Opponent, Year
59	(112-53)	Grandview, 1975-76
58	(91-33)	William Penn, 1975-75
57	(96-39)	William Penn, 1975-76
51	(73-22)	William Penn, 1975-75
49	(94-45)	Luther, 1975-76
47	(90-43)	Minnesota, 1981-82
45	(74-29)	William Penn, 1974-75
43	(60-103)	Kansas State, 2002-03
42	(90-48)	Illinois State, 1975-76
40	(87-47)	Penn State, 1984-85
38	(86-48)	Connecticut, 2001-02
36	(85-49)	Ohio State, 2006-07
36	(91-55)	Auburn, 1999-2000
36	(79-43)	W. Kentucky, 1994-95
36	(68-32)	IA Wesleyan, 1974-75
35	(96-61)	Drake, 1981-82
34	(86-52)	Louisville, 2014-15
34	(52-86)	Penn State, 2002-03
34	(105-71)	Notre Dame, 2018-19
34	(93-59)	Maryland, 2019-20
33	(76-43)	California, 2008-09
33	(96-63)	Drake, 1978-79
31	(81-50)	Minnesota, 2004-05
31	(76-45)	William Penn, 1976-77

IOWA'S 100-POINT GAMES

108	Illinois (72), 2019-20
107	Penn State, 2021-22
107	Illinois (68), 2020-21
107	USC Upstate (56), 2014-15
106	N.C. Central (67), 2018-19
106	North Carolina (81), 1989-90
106	Northern Iowa (61), 1978-79
105	Minnesota (49), 2021-22
105	Northern Illinois (80), 1917-18
104	Michigan (80), 2021-22
104	Western Kentucky (67), 2018-19
104	Western Kentucky (97), 2017-18
103	Drake (97), 2020-21
103	Ohio State (89), 2017-18
103	Wisconsin (93), 2006-07
102	NC Central (50), 2019-20
102	Northwestern (99), 2014-15
102	UNC-Wilmington (65), 2013-14
101	Simpson (75), 1978-79
100	Towson (72), 2019-20
100	Penn State (57), 2019-20

100 ____ Drake (98), 2014-15

100 ____ Minnesota (51), 1987-88

OPPONENT'S 100-POINT GAMES

112	Grandview (53), 195-76
105	Notre Dame (71), 2018-19
103	Kansas State (60), 2002-03
103	Brigham Young (79), 1979-80
102	LSU (85), 2022-23
101	Iowa State (94) - 2ot, 2003-04
101	Missouri State (87), 2000-01
101	Drake (71), 1978-79
100	Ohio State (82), 2014-15
100	Maryland (81), 2016-17

IOWA SINGLE-GAME HIGHS

115	Evansville (62), 2022-23
111	Rutgers (57), 2022-23
108	Penn State (67), 2022-23
108	Illinois (72), 2019-20
107	Penn State, 2021-22
107	USC Upstate (56), 2014-15
106	Northern Iowa (61), 1978-79
106	North Carolina (81), 1989-90
106	N.C. Central (39), 2018-19
105	Ohio State (72), 2022-23
105	Minnesota (49), 2021-22
105	Northern Illinois (80), 2017-18
104	Michigan (80), 2021-22
104	Western Kentucky (97), 2017-18
104	Western Kentucky (67), 2018-19
103	Ohio State (89), 2017-18
103	Wisconsin (93), 2006-07
102	Wisconsin (71), 2022-23
102	UNC-Wilmington (65), 2013-14
102	Northwestern (99), 2014-15
101	Simpson (75), 1978-79
100	Minnesota (51), 1987-88
100	Drake (98), 2014-15
99	Western Illinois (54), 2000-01
98	Western Illinois (45), 2011-12
98	Northern Iowa (68), 2002-03
98	Wisconsin (50), 1987-88
97	Louisville (83), 2022-23
97	Michigan (85), 2015-16
97	Pepperdine (68), 2014-15
97	Syracuse (91), 2013-14
97	Dayton (93), 2013-14
97	Missouri State (43), 2012-13
97	Penn State (89) - 3ot, 2008-09
97	Bucknell (39), 1992-93



IOWA WOMEN'S BASKETBALL

INCIDENTAL STATS AND OVERTIME RESULTS

IOWA SINGLE-GAME HIGHS - CONTINUED

97 ____ Ohio University (52), 1991-92
 97 ____ Minnesota (54), 1988-89
 97 ____ DePaul (87), 1980-81
 96 ____ Maryland (82), 2022-23
 96 ____ Western Illinois (81) - ot, 2015-16
 96 ____ Penn State (81), 2001-02
 96 ____ Purdue (87), 2000-01
 96 ____ Grandview (66), 1979-80
 96 ____ Northern Illinois (44), 1977-78
 96 ____ Oral Roberts (76), 2016-17
 95 ____ SE Louisiana (43), 2022-23
 95 ____ Penn State (51), 2022-23
 95 ____ Idaho State (47), 2013-14
 95 ____ Northwestern (61), 2000-01
 95 ____ Missouri State (74), 2016-17
 94 ____ Michigan (85), 2022-23
 94 ____ Iowa State (101) - 2ot, 2003-04
 94 ____ Minnesota (51), 1995-96
 94 ____ Illinois (75), 2018-19
 93 ____ Northwestern (64), 2022-23
 93 ____ Florida State (94), 2017-18
 93 ____ Indiana (79), 2010-11
 93 ____ Quinnipiac (73), 2006-07
 93 ____ FIU (86), 2003-04
 93 ____ Saint Louis (64), 2002-03
 93 ____ Iowa State (56), 1987-88
 92 ____ Drake (86) - ot, 2022-23
 92 ____ Dartmouth, 2022-23
 92 ____ Minnesota (84), 2017-18
 92 ____ Minnesota (76), 2014-15
 92 ____ Drake (72), 2005-06
 92 ____ Northwestern (52), 2000-01
 92 ____ Colorado (66), 2000-01
 92 ____ Bradley (49), 1999-2000
 92 ____ Northern Illinois (59), 1992-93
 92 ____ Robert Morris (63), 2018-19
 91 ____ Wisconsin (61), 2022-23
 91 ____ Bradley (53), 2010-11
 91 ____ Louisiana Tech (95) - 2ot, 2005-06
 91 ____ Creighton (82), 2004-05
 91 ____ Illinois (73), 2003-04
 91 ____ Wisconsin (94), 2000-01
 91 ____ Minnesota (55), 1997-98
 91 ____ Minnesota (82), 1978-79
 91 ____ Wisc.-Platteville (57), 1975-76
 91 ____ Cornell (23), 1974-75
 91 ____ Drake (82), 2018-19
 90 ____ Morgan State (46), 2017-18
 90 ____ Dayton (83), 2014-15

90 ____ Northwestern (84), 2013-14
 90 ____ Harvard (81), 2011-12
 90 ____ Central Michigan (79), 2010-11
 90 ____ Gonzaga (72), 2001-02
 90 ____ Purdue (75), 2001-02
 90 ____ Drake (44), 1992-93
 90 ____ Northwestern (72), 1991-92
 90 ____ Howard (57), 1989-90
 90 ____ Oregon State (45), 1988-89
 90 ____ Illinois (63), 11987-88
 90 ____ Northern Iowa (55), 1978-79
 90 ____ James Madison (75), 2016-17
 90 ____ Maryland (76), 2018-19

OVERTIME GAMES (32-25)

Iowa State 74, Iowa 71 _____ 12/3/1977
 NW Missouri 73, Iowa 71 _____ 2/28/1980
 Iowa 74, Northern Iowa 68 _____ 1/27/1982
 Iowa 86, Iowa State 75 _____ 12/5/1983
 Iowa 69, Northwestern 66 _____ 2/23/1986
 Penn State 78, Iowa 74 _____ 12/29/1986
 Iowa 70, Indiana 63 _____ 2/24/1989
 Iowa 79, Purdue 67 _____ 2/11/1990
 Purdue 84, Iowa 75 _____ 1/13/1991
 Iowa 85, Wisconsin 76 _____ 3/9/1991
 SMS 61, Iowa 60 _____ 3/22/1992
 Ohio State 73, Iowa 72 _____ 4/3/1993
 Stephen F. Austin 79, Iowa 70 _____ 12/3/1994
 Iowa 65, Kansas 58 _____ 12/3/1995
 Iowa 66, Drake 63 _____ 11/16/1997
 Purdue 75, Iowa 66 _____ 1/11/1998
 Michigan 69, Iowa 65 _____ 1/25/1998
 Purdue 71, Iowa 69 _____ 1/10/1999
 Iowa 89, Oregon 82 _____ 3/17/2001
 Drake 75, Iowa 72 _____ 11/25/2001
 Indiana 78, Iowa 76 _____ 3/1/2002
 Iowa 84, IUPUI 75 _____ 11/23/2002
 NC State 69, Iowa 66 _____ 11/29/2002
 Creighton 84, Iowa 72 _____ 12/28/2003
 Iowa 87, Wisconsin 82 _____ 2/12/2004
 Iowa 91, Creighton 82 _____ 12/10/2004
 Iowa 77, Purdue 71 _____ 2/2/2006
 Minnesota 80, Iowa 78 _____ 1/25/2007
 Iowa 68, Minnesota 66 _____ 1/3/2008
 Iowa 78, Wisconsin 74 _____ 1/13/2008
 South Florida 82, Iowa 79 _____ 11/28/2008
 Penn State 77, Iowa 73 _____ 12/28/2009
 Minnesota 72, Iowa 69 _____ 1/3/2010
 Iowa 68, Wisconsin 60 _____ 2/28/2010
 Kansas State 81, Iowa 78 _____ 12/13/2011
 Iowa 69, Illinois 62 _____ 1/5/2012
 Iowa 85, Wisconsin 79 _____ 2/2/2012

Iowa 69, Middle Tennessee 63 _____ 11/14/2012
 Iowa 77, Ohio State 71 _____ 1/3/2013
 Iowa 97, Dayton 93 _____ 11/10/2013
 Iowa 78, Nebraska 72 _____ 1/26/2015
 Ohio State 91, Iowa 85 _____ 3/7/2015
 Iowa 96, Western Illinois 81 _____ 11/19/2015
 Iowa 87, Michigan State 83 _____ 2/9/2017
 Iowa 104, Western Kentucky 97 _____ 11/11/2017
 Iowa 71, Michigan State 68 _____ 2/1/2018
 Iowa 77, Rutgers 67 _____ 2/21/2018
 Iowa 77, Princeton 75 _____ 11/20/2019
 Rutgers 78, Iowa 74 _____ 3/1/2020
 Iowa 72, Northwestern 67 _____ 1/28/2022
 Iowa 92, Drake 86 _____ 11/13/2022
 Iowa 84, Michigan State 81 _____ 1/18/2023

DOUBLE OVERTIME GAMES (1-5)

Michigan State 71, Iowa 70 _____ 1/15/1995
 Iowa State 101, Iowa 94 _____ 12/3/2003
 Louisiana Tech 95, Iowa 91 _____ 11/22/2005
 George Washington 83, Iowa 77 _____ 11/27/2015
 Indiana 80, Iowa 77 _____ 2/22/2017
 Iowa 91, Indiana 85 _____ 1/12/2020

TRIPLE OVERTIME GAMES (1-0)

Iowa 97, Penn State 89 _____ 2/1/2009



POSTSEASON RECORDS

NCAA TOURNAMENT

Individual

Points _____ 41, Caitlin Clark vs. Louisville/South Carolina, 2023
 FG _____ 15, Caitlin Clark vs. South Carolina, 2023
 FGA _____ 31, Caitlin Clark vs. South Carolina, 2023
 3-pt. FG _____ 8, Caitlin Clark vs. Louisville/South Carolina, 2023
 3-pt. FGA _____ 19, Caitlin Clark vs. LSU, 2023
 FT _____ 11, Kachine Alexander vs. Georgia Tech, 2009
 _____ 11, Caitlin Clark vs. Louisville, 2023
 FTA _____ 14, Kachine Alexander vs. Georgia Tech, 2009
 Rebounds _____ 19, Megan Gustafson vs. Missouri, 2019
 Assists _____ 14, Samantha Logic vs. Baylor, 2015
 Blocks _____ 5, Bethany Doolittle vs. Baylor, 2015
 _____ 5, Tangela Smith vs. Butler, 1996
 Steals _____ 7, Laurie Aaron vs. Old Dominion, 1993

Team

Points _____ 98 vs. Illinois State, 2022
 FG _____ 36, vs. Southeastern Louisiana, 2023
 FGA _____ 75 vs. Alabama, 1994
 FG% _____ 61.8% vs. Tennessee Tech (34-of-55), 1989
 3-pt. FG _____ 16 vs. Louisville, 2023
 3-pt. FGA _____ 35 vs. Louisville, 2023
 FT _____ 28 vs. Tennessee, 1993
 FTA _____ 34 vs. Tennessee, 1993
 FT% _____ 95.2% vs. Illinois State (20-of-21), 2022
 Rebounds _____ 48 vs. Southern California, 1988
 Assists _____ 27 vs. Southeastern Louisiana, 2023
 Blocks _____ 8 vs. Virginia Tech, 2004
 Steals _____ 18 vs. S.F. Austin, 1988

BIG TEN TOURNAMENT

Individual

Points _____ 48, Megan Gustafson vs. Minnesota, 2018
 FG _____ 19, Megan Gustafson vs. Minnesota, 2018
 FGA _____ 27, Caitlin Clark vs. Nebraska, 2022
 3-pt. FG _____ 7, Gabbie Marshall vs. Rutgers, 2021
 _____ 7, Gabbie Marshall vs. Maryland, 2023
 3-pt. FGA _____ 13, Caitlin Clark vs. Nebraska, 2022
 _____ 13, Caitlin Clark vs. Maryland, 2023
 _____ 13, Gabbie Marshall vs. Maryland, 2023
 FT _____ 11, Cara Consuegra vs. Purdue, 2001
 FTA _____ 14, Cara Consuegra vs. Purdue, 2001
 Rebounds _____ 17, Megan Gustafson vs. Indiana, 2019
 Assists _____ 17, Caitlin Clark vs. Ohio State, 2023
 Blocks _____ 6, Chase Coley vs. Michigan, 2016
 _____ 6, Bethany Doolittle vs. Ohio State, 2015
 _____ 6, Morgan Johnson vs. Nebraska, 2012
 Steals _____ 6, Whitney Jennings vs. Michigan, 2016
 _____ 6, Randi Peterson vs. Northwestern, 2000

Team

Points _____ 105 vs. Ohio State, 2023
 FG _____ 37 vs. Michigan, 2016
 FGA _____ 70 vs. Ohio State, 2015
 FG% _____ 62.1% vs. Ohio State (36-58), 2023
 3-pt. FG _____ 15 vs. Maryland, 2023
 3-pt. FGA _____ 40 vs. Maryland, 2023
 FT _____ 28 vs. Indiana, 2001
 FTA _____ 35 vs. Indiana, 2001
 FT% _____ 1.000 vs. Purdue (12-of-12), 1998
 _____ .955 vs. Penn State (21-of-22), 2010 * - 20 attempts
 Rebounds _____ 52 vs. Northwestern, 2003
 Assists _____ 28 vs. Michigan, 2016
 Blocks _____ 12 vs. Michigan, 2016
 Steals _____ 15 vs. Illinois, 1997

WNIT

Individual

Points _____ 33, Megan Gustafson vs. South Dakota, 2017
 FG _____ 15, Megan Gustafson vs. South Dakota, 2017
 FGA _____ 19, Crystal Smith vs. Arkansas State, 2005
 _____ 19, Jamie Cavey at SMS, 2005
 3-pt. FG _____ 5, Alexa Kastanek vs. Colorado, 2017
 3-pt. FGA _____ 9, Alexa Kastanek vs. Colorado, 2017
 FT _____ 11, Ally Disterhoft vs. Washington State, 2017
 FTA _____ 14, Ally Disterhoft vs. Washington State, 2017
 Rebounds _____ 15, Megan Gustafson vs. Washington State, 2017
 Assists _____ 8, Johanna Solverson, at SMS, 2005
 _____ 8, Kathleen Doyle vs. Washington State, 2017
 Blocks _____ 4, Jennie Lillis vs. Marquette, 2003
 Steals _____ 5, Crystal Smith vs. Creighton, 2005

Team

Points _____ 95 vs. Missouri State, 2017
 FG _____ 38 vs. Missouri State, 2017
 FGA _____ 68 vs. Saint Louis, 2003
 FG% _____ 62.3% vs. Missouri State, 2017
 3-pt. FG _____ 9 at SMS, 2005
 _____ 9 vs. Colorado, 2017
 3-pt. FGA _____ 25 vs. Colorado, 2017
 FT _____ 19 vs. Saint Louis, 2003
 FTA _____ 29 vs. Washington State
 FT% _____ 88.2% vs. Marquette (15-of-17), 2003
 Rebounds _____ 57 vs. Saint Louis, 2003
 Assists _____ 26 at SMS, 2005
 Blocks _____ 9 vs. South Dakota, 2017
 Steals _____ 12 vs. Creighton, 2005



IOWA WOMEN'S BASKETBALL

IOWA COACHING RECORDS

Year	Coach	Overall W-L	Home	Away	Off. Avg.	Def. Avg.	B1G W-L	B1G Finish
1974-75	Lark Birdsong	5-16	1-3	4-13	49.9	—		
1975-76	Lark Birdsong	9-18	3-7	6-11	55.2	—		
1976-77	Lark Birdsong	10-11	3-5	7-6	66.0	—		
1977-78	Lark Birdsong	8-15	3-4	5-11	70.9	—		
1978-79	Lark Birdsong	18-11	7-2	11-9	76.5	—		
1979-80	Judy McMullen	15-14	5-5	10-9	68.5	—		
1980-81	Judy McMullen	8-17	4-4	4-13	72.6	77.8		
1981-82	Judy McMullen	8-17	3-6	5-11	62.4	72.7		
1982-83	Judy McMullen	7-20	6-7	1-13	62.7	70.9	2-16	T-9th
1983-84	C. Vivian Stringer	17-10	10-2	7-8	65.8	58.8	11-7	T-3rd
1984-85	C. Vivian Stringer	20-8	11-1	9-7	64.2	55.4	14-4	2nd
1985-86	C. Vivian Stringer	22-7	14-1	8-6	66.7	57.0	15-3	2nd
1986-87	C. Vivian Stringer	26-5	14-1	12-4	71.1	56.9	17-1	T-1st
1987-88	C. Vivian Stringer	29-2	14-0	15-2	77.6	57.6	17-1	1st
1988-89	C. Vivian Stringer	27-5	14-0	12-5	75.3	59.8	16-2	T-1st
1989-90	C. Vivian Stringer	23-6	11-3	12-3	76.2	57.9	15-3	T-1st
1990-91	C. Vivian Stringer	21-9	11-2	10-7	67.8	59.2	13-5	T-2nd
1991-92	C. Vivian Stringer	25-4	13-1	12-3	70.7	58.0	16-2	1st
1992-93	C. Vivian Stringer	27-4	15-0	12-4	72.8	54.3	16-2	T-1st
1993-94	C. Vivian Stringer	21-7	11-2	10-5	63.9	57.8	13-5	3rd
1994-95	C. Vivian Stringer	11-17	6-5	5-12	58.7	58.6	6-10	9th
1995-96	Angie Lee	27-4	14-0	9-4	69.4	59.4	15-1	1st
1996-97	Angie Lee	18-12	6-5	12-7	67.3	59.9	9-7	T-4th
1997-98	Angie Lee	18-11	10-3	8-8	68.5	65.1	13-3	1st
1998-99	Angie Lee	12-15	7-6	5-9	70.4	72.4	7-9	8th
1999-2000	Angie Lee	9-18	7-6	2-12	67.3	70.7	6-10	7th
2000-01	Lisa Bluder	21-10	12-2	9-8	76.7	69.6	12-4	T-2nd
2001-02	Lisa Bluder	18-11	9-4	9-7	76.2	70.1	10-6	4th
2002-03	Lisa Bluder	18-15	12-5	6-10	72.0	71.0	6-10	7th
2003-04	Lisa Bluder	16-13	7-6	9-7	73.4	73.4	10-6	T-4th
2004-05	Lisa Bluder	23-10	11-4	12-6	69.8	64.4	8-8	6th
2005-06	Lisa Bluder	17-12	11-3	5-6	72.3	66.0	10-6	5th
2006-07	Lisa Bluder	14-16	7-8	7-8	67.8	71.7	6-10	T-8th
2007-08	Lisa Bluder	21-11	13-3	6-5	65.7	60.2	13-5	T-1st
2008-09	Lisa Bluder	21-11	13-2	6-6	68.0	63.9	13-5	T-2nd
2009-10	Lisa Bluder	20-14	12-4	4-8	69.4	66.9	10-8	T-3rd
2010-11	Lisa Bluder	22-9	12-2	10-7	71.0	63.9	10-6	T-3rd
2011-12	Lisa Bluder	19-12	13-2	5-7	71.4	65.9	11-5	T-2nd
2012-13	Lisa Bluder	21-13	12-6	6-6	67.5	62.4	8-8	7th
2013-14	Lisa Bluder	27-9	14-4	7-4	78.2	69.3	11-5	T-4th
2014-15	Lisa Bluder	26-8	18-0	6-5	79.5	72.6	14-4	2nd
2015-16	Lisa Bluder	19-14	11-5	5-7	73.2	71.3	8-10	9th
2016-17	Lisa Bluder	20-14	17-4	2-8	76.1	68.8	8-8	T-8th
2017-18	Lisa Bluder	24-8	13-3	7-3	78.7	68.9	11-5	T-3rd
2018-19	Lisa Bluder	29-7	17-0	7-5	78.4	67.3	14-4	1st
2019-20	Lisa Bluder	23-7	15-0	6-5	79.5	70.5	14-4	3rd
2020-21	Lisa Bluder	20-10	10-3	5-5	86.1	80.3	11-8	6th
2021-22	Lisa Bluder	24-8	12-5	12-3	84.2	70.2	14-4	T-1st
2022-23	Lisa Bluder	31-7	17-1	14-4	87.3	71.8	15-3	T-2nd
Totals		935-532	498-154	371-339			468-233	

IOWA'S HEAD COACHES

Lark Birdsong

Years at Iowa: 1974-79

Overall Record: 50-71 (.413)

Big Ten Record: ---

Judy McMullen

Years at Iowa: 1979-83

Overall Record: 38-68 (.359)

Big Ten Record: 2-16 (.111)

C. Vivian Stringer

Years at Iowa: 1983-95

Overall Record: 269-84 (.762)

Big Ten Record: 169-45 (.790)

Angie Lee

Years at Iowa: 1995-2000

Overall Record: 84-60 (.583)

Big Ten Record: 50-30 (.625)

Lisa Bluder

Years at Iowa: 2000-present

Overall Record: 494-249 (.664)

Big Ten Record: 247-142 (.635)



ALL-TIME RESULTS

1974-75

(5-16 - Lark Birdsong)

Date	Opponent	W-L	Score
11/20	at Drake	L	64-75
11/25	William Penn	L	29-74
12/3	at Grandview	L	unavailable

Big Ten Championship

12/6	Indiana	L	58-86
12/6	Minnesota	W	55-33
12/7	Illinois	W	62-46
12/8	Wisconsin	L	49-65
12/15	at Northern Illinois	W	58-37
1/17	at Mt. Mercy	L	66-76
1/18	Wartburg	L	52-60
1/21	at Iowa Wesleyan	L	58-67
1/25	at Western Illinois	L	50-62
1/28	at William Penn	L	33-91
1/31	Cornell	W	91-23
2/2	Iowa State	L	47-65
2/8	at Northern Iowa	L	39-83

IAIAW District Championship

2/14	William Penn	L	22-73
2/15	Iowa Wesleyan	L	32-68
2/17	Mt. Mercy	L	59-70
3/1	Coe	L	45-47
3/2	Marycrest	W	73-37

1975-76

(9-18 - Lark Birdsong)

Date	Opponent	W-L	Score
11/17	Mt. Mercy	L	41-70
11/18	at Drake	L	62-65
11/25	Upper Iowa	W	70-40
12/2	Coe	L	58-59
12/5	at Iowa State	L	63-92
12/7	at Central Missouri	L	56-72
12/10	Grandview	L	53-112
12/11	Central	L	56-69
1/9	at Mt. Mercy	L	75-90
1/10	Graceland	L	52-54
1/16	Central	W	57-54
1/18	at UW - Platteville	W	91-57
1/20	at Coe	L	51-62
1/24	Illinois State	L	48-90
1/27	Clarke College	W	68-32
1/28	at Luther	L	45-94
1/31	Northern Illinois	L	53-54
2/3	at William Penn	L	39-96

Big Ten Championship

2/4	Illinois	W	63-54
2/4	Michigan State	L	54-83
2/5	Purdue	L	42-53

IAIAW District Championship

2/13	St. Ambrose	W	52-27
2/14	Mt. Mercy	L	35-61
2/14	Coe	W	66-48
2/15	Iowa Wesleyan	W	60-54
2/16	Mt. Mercy	L	49-59
2/16	Drake	W	67-42

1976-77

(10-11 - Lark Birdsong)

Date	Opponent	W-L	Score
11/15	at Marshalltown CC	W	79-26
11/18	at Upper Iowa	W	78-40
11/22	at St. Ambrose	W	88-47
12/2	Central	W	54-52
12/4	Drake	L	59-82
12/7	Iowa Wesleyan	L	47-48
12/17	at Indian Hills CC	W	74-53
1/5	at Illinois	L	54-58
1/19	Mt. Mercy	W	65-61
1/22	UW - Platteville	W	76-53
1/25	Simpson	L	60-69
2/1	William Penn	L	45-76
2/5	at N. Iowa CC	W	70-65
2/6	at Iowa State	L	58-71
2/8	Luther	L	57-76

Big Ten Championships

2/10	Illinois	L	40-53
2/11	Purdue	L	63-67

IAIAW State Championship

2/15	Indian Hills CC	W	70-47
2/18	Drake	L	56-64
2/18	Luther	W	77-71
2/18	Iowa State	L	73-82

1977-78

(8-15 - Lark Birdsong)

Date	Opponent	W-L	Score
11/15	at Simpson	L	78-84
11/18	Drake	L	66-77
11/21	at Luther	L	60-72
11/22	at Grandview	W	88-73
11/29	Central	W	70-44
12/3	Iowa State	L	71-74 (ot)
12/10	at Iowa Wesleyan	W	81-54
12/16	William Penn	L	53-70

Jennies Classic (Warrensburg, MO)

1/12	Central Missouri	L	63-70
1/13	vs. Nebraska	L	63-71
1/14	vs. S. Dakota State	W	73-63
1/17	Iowa Wesleyan	W	76-48
1/21	Illinois	L	60-62
2/4	Northern Iowa	W	74-54
1/31	at Central	L	66-76
1/27	at Northern Illinois	W	96-44
1/29	at Mt. Mercy	L	75-86

Big Ten Championship

2/4	Purdue	L	63-72
2/14	at William Penn	L	57-82
2/18	Minnesota	L	79-84

IAIAW State Championship

2/23	Iowa State	W	77-60
2/24	Drake	L	60-88
2/25	Iowa State	L	82-87

1978-79

(18-11 - Lark Birdsong)

Date	Opponent	W-L	Score
11/15	Simpson	W	101-75
11/17	at William Penn	L	72-81

William Woods Tournament (Fulton, MO)

11/24	vs. Missouri Southern	W	89-84
11/25	vs. Western Illinois	W	75-66
11/25	William Woods	L	58-64
11/27	Northern Iowa	W	106-61
12/2	Wisconsin	W	75-68
12/4	Iowa State	W	87-70
12/8	at Central College	W	76-70
12/12	at Drake	L	80-94
12/15	Nebraska-Omaha	W	63-61
12/23	Minnesota	W	91-82
1/5	at Central Missouri	L	62-72
1/8	at Kansas State	L	80-93
1/9	at NE Missouri	W	62-50
1/19	at Illinois State	W	82-71
1/20	at Illinois	L	53-60
1/23	Mt. Mercy	L	66-71
1/26	at Northern Iowa	W	90-55
1/30	Drake	L	63-96
2/3	at Minnesota	L	79-90
2/6	St. Ambrose	W	82-59

Big Ten Championship

2/8	Michigan	W	79-70
2/9	Minnesota	L	64-86
2/14	Iowa State	W	81-70
2/17	Northwest Missouri	W	71-63
2/19	Grandview	W	72-69

IAIAW State Championship

2/22	Iowa State	W	68-67
2/24	Drake	L	71-101



IOWA WOMEN'S BASKETBALL

ALL-TIME RESULTS

1979-80

(15-14 - Judy McMullen)

Date	Opponent	W-L	Score
11/16	Delta State	L	73-77
11/17	Western Illinois	W	86-55
11/27	William Penn	L	68-69
11/28	Central Missouri	L	76-89
12/1	Wisconsin	W	68-51
12/4	at Grandview	W	96-66
12/11	Drake	L	62-71
12/15	at Iowa State	L	69-80
12/22	at Nebraska	L	66-67
1/3	Brigham Young	L	79-103
1/4	Washington State	W	69-51
1/5	at Utah	L	73-77
1/9	at Illinois	W	71-44
1/14	at Colorado State	W	74-67
1/16	at Texas Women's	W	58-50
1/18	at Texas	L	49-75
1/25	DePaul	W	58-56
1/29	Iowa State	W	66-50
2/2	at South Dakota	W	70-48
2/4	at Drake	L	67-76

Big Ten Championship

2/8	Ohio State	W	61-60
2/9	Northwestern	L	66-69
2/10	Michigan State	W	63-58
2/12	Minnesota	W	70-68
2/16	at NW Missouri	L	50-71
2/23	at Minnesota	L	67-92

IAIAW Sub-Regional Championship

2/28	Northwest Missouri	L	71-73 (ot)
------	--------------------	---	------------

Northern Lights Invitational (Anchorage, AK)

3/14	vs. Wyoming	W	68-65
3/15	at Alaska	W	73-52

1980-81

(8-17 - Judy McMullen)

Date	Opponent	W-L	Score
11/13	Texas	L	62-82
11/15	at Wisconsin	L	69-73
11/21	South Dakota	L	72-75
11/22	Minnesota	L	71-94
11/25	at William Penn	L	64-80
12/2	Iowa State	W	67-66

New Mexico State Invitational (Las Cruces, NM)

12/4	vs. Portland State	W	88-82
12/5	vs. Wichita State	L	76-87
12/6	at New Mexico St	W	83-69
12/11	Utah	W	89-83
12/13	at DePaul	W	97-87
12/23	Drake	L	71-74
12/30	at Illinois	L	76-78

Lady Griz Insurance Classic (Missoula, MT)

1/6	at Montana	L	54-63
1/7	vs. Brigham Young	L	76-87
1/10	Grand View	W	81-68
1/13	at South Dakota	L	68-78
1/21	at Iowa State	W	66-62
1/24	at Western Illinois	L	81-83
1/27	Northwest Missouri	W	83-70
1/30	at Minnesota	L	52-71
2/3	at Drake	L	56-83

Big Ten Championship

2/13	Wisconsin	L	67-88
2/20	at UIC	L	77-78
2/21	at Northwestern	L	63-85

1981-82

(8-17 - Judy McMullen)

Date	Opponent	W-L	Score
11/15	Minnesota	L	52-77

Cal-Poly Straw Hat Pizza Classic (San Luis Obispo, CA)

11/19	vs. Pacific	L	70-81
11/20	vs. Biola	W	73-68
11/21	Cal-Poly	W	64-57
12/2	at Iowa State	L	59-82
12/6	Northwestern	L	80-92
12/11	William Penn	L	68-85
12/12	Illinois	L	51-76
12/19	UIC	W	69-52
1/5	Northern Illinois	L	57-69
1/8	Western Illinois	W	72-68
1/12	at National College	W	66-59
1/21	Iowa State	W	62-44
1/23	at Central Missouri	L	53-81
1/25	at Minnesota	L	43-90
1/27	at Northern Iowa	W	74-68 (ot)
1/29	at Nebraska-Omaha	L	54-64
1/30	at Creighton	L	66-74
2/6	Drake	L	63-77

Big Ten Tournament

2/12	Wisconsin	L	64-78
2/17	at Grandview	L	54-76
2/20	at Drake	L	61-96
2/26	Central Missouri	W	68-62
3/3	Wisconsin	L	64-78

IAIAW Region 6 Championship

3/11	Iowa State	L	52-64
------	------------	---	-------

1982-83

(7-20, 2-16 - Judy McMullen)

Date	Opponent	W-L	Score
11/19	at Bradley	W	85-82
11/23	Iowa State	W	64-59
12/5	at Drake	L	75-88

Sun Devil/Dial Classic (Tempe, AZ)

12/9	vs. California	L	66-89
12/10	vs. Wyoming	L	63-79
12/11	Idaho State	W	74-65
12/18	National College	W	71-52
12/30	at Northern Illinois	L	71-74
1/7	at Michigan State	L	56-64
1/9	at Michigan	L	62-83
1/12	Northern Iowa	W	66-65
1/16	Northwestern	L	56-71
1/21	Minnesota	L	62-73
1/23	Wisconsin	L	47-68
1/28	at Ohio State	L	57-77
1/30	at Indiana	L	51-68
2/4	Illinois	L	69-71
2/6	Purdue	W	76-70
2/11	at Purdue	L	53-63
2/14	at Illinois	L	69-71
2/18	Indiana	L	59-65
2/20	Ohio State	L	57-72
2/23	at Wisconsin	L	44-68
2/27	at Minnesota	L	53-78
3/4	at Northwestern	L	54-81
3/10	Michigan	W	72-50
2/12	Michigan State	L	62-70

1983-84

(17-10, 11-7 - C. Vivian Stringer)

Date	Opponent	W-L	Score
11/28	Drake	L	56-58
12/1	at Northern Iowa	W	71-64
12/5	at Iowa State	W	86-75 (ot)

Indiana State Classic (Terre Haute, IN)

12/9	at Indiana State	W	82-53
12/10	vs. Evansville	W	76-64
12/16	Bradley	W	70-46

Dial Classic (Miami, FL)

12/30	vs. Connecticut	W	78-43
12/31	vs. Northern Illinois	L	65-69
1/3	at Delta State	L	70-93
1/6	Michigan State	W	70-62
1/8	Michigan	W	70-51
1/13	at Northwestern	L	51-59
1/18	at Minnesota	L	55-57
1/22	at Wisconsin	L	49-50
1/27	Ohio State	L	56-64
1/29	Indiana	W	54-50
2/2	at Illinois	L	55-64
2/5	at Purdue	W	49-39
2/10	Purdue	W	78-40



ALL-TIME RESULTS

2/13	Illinois	W	74-65
2/17	at Indiana	L	62-68
2/19	at Ohio State	L	60-82
2/24	Wisconsin	W	46-37
2/26	Minnesota	W	79-58
3/3	Northwestern	W	72-61
3/8	at Michigan	W	71-54
3/10	at Michigan State	W	72-62

1984-85

(20-8, 14-4 - C. Vivian Stringer)

Date	Opponent	W-L	Score
11/28	at Drake	L	59-69

San Jose State Classic (San Jose, CA)

11/30	vs. S. California	L	57-77
12/1	at San Jose State	W	67-45
12/9	Illinois State	W	65-57
12/15	Iowa State	W	81-41

La Salle Tournament (Philadelphia, PA)

12/27	vs. SW Louisiana	W	62-39
12/28	at La Salle	W	70-51
12/29	Saint Joseph's	L	60-61
1/2	at Penn State	L	47-87
1/4	at Purdue	W	68-54
1/6	at Illinois	W	66-61
1/9	Nebraska	W	62-41
1/10	Minnesota	W	60-38
1/17	Michigan State	W	53-36
1/19	Michigan	W	70-45
1/24	at Northwestern	W	70-51
1/26	at Wisconsin	L	54-65
1/31	Indiana	W	69-49
2/3	Ohio State	L	47-56
2/8	at Minnesota	W	66-58
2/15	at Michigan	W	79-49
2/17	at Michigan State	W	77-55
2/22	Wisconsin	W	64-52
2/24	Northwestern	W	71-61
3/1	at Ohio State	L	41-64
3/3	at Indiana	L	48-63
3/7	Illinois	W	79-66
3/9	Purdue	W	85-61

1985-86

(22-7, 15-3 - C. Vivian Stringer)

Date	Opponent	W-L	Score
------	----------	-----	-------

Amana-Hawkeye Classic (Iowa City)

11/22	Bradley	W	75-39
11/23	Memphis	W	77-56
11/25	Creighton	W	66-60

Louisiana St. Crawfish Classic (Baton Rouge, LA)

11/29	vs. Miami, Fla.	W	83-63
11/30	at Louisiana State	L	56-57
12/2	at W. Kentucky	L	67-77
12/4	at Iowa State	W	63-57

12/8	Penn State	W	65-63
12/11	Drake	L	63-64
1/3	Purdue	W	79-52
1/5	Illinois	W	74-57
1/10	at Minnesota	W	66-63
1/17	at Michigan State	W	60-57
1/19	at Michigan	L	56-58
1/24	Northwestern	W	72-58
1/26	Wisconsin	W	68-32
1/31	at Indiana	W	47-46
2/2	at Ohio State	L	54-70
2/7	Minnesota	W	61-51
2/10	Miami, Fla.	W	75-46
2/14	Michigan	W	63-42
2/16	Michigan State	W	61-48
2/21	at Wisconsin	W	61-47
2/23	at Northwestern	W	69-66 (ot)
2/28	Ohio State	W	75-64
3/2	Indiana	W	63-47
3/6	at Illinois	L	68-78
3/8	at Purdue	W	80-63

NCAA Championships - 2nd Round (Knoxville, TN)

3/20	at Tennessee	L	68-73
------	--------------	---	-------

1986-87

(26-5, 17-1 - C. Vivian Stringer)

Date	Opponent	W-L	Score
------	----------	-----	-------

Amana-Hawkeye Classic (Iowa City)

11/29	Boston	W	70-48
11/30	Tennessee	L	56-74
12/2	at Nebraska	L	74-85
12/3	at Drake	W	71-57
12/4	Iowa State	W	70-51
12/13	at Illinois State	W	71-56
12/21	Western Kentucky	W	67-47

North Carolina State Classic (Raleigh, NC)

12/29	vs. Penn State	L	74-78 (ot)
12/30	vs. Indiana	W	63-56
1/2	at Wisconsin	W	83-44
1/4	at Northwestern	W	72-61
1/7	Louisiana State	W	68-49
1/9	Minnesota	W	81-40
1/19	Illinois	W	80-53
1/18	Purdue	W	68-54
1/23	at Indiana	W	60-49
1/25	at Ohio State	L	54-67
1/30	Michigan State	W	83-61
2/1	Michigan	W	75-54
2/6	at Minnesota	W	78-60
2/13	at Purdue	W	86-68
2/15	at Illinois	W	70-54
2/20	Ohio State	W	66-54
2/22	Indiana	W	71-50
2/27	at Michigan	W	78-54
3/1	at Michigan State	W	71-49
3/4	Northwestern	W	70-53

3/7	Wisconsin	W	78-56
-----	-----------	---	-------

NCAA Championships - 2nd Round (Iowa City)

3/15	New Orleans	W	68-46
------	-------------	---	-------

NCAA Midwest Regional (Monroe, LA)

3/19	vs. Georgia	W	62-60
3/21	vs. Louisiana Tech	L	65-66

1987-88

(29-2, 17-1 - C. Vivian Stringer)

Date	Opponent	W-L	Score
------	----------	-----	-------

Amana-Hawkeye Classic (Iowa City)

11/28	Missouri	W	85-71
11/28	Georgia	W	66-56
11/29	at Iowa State	W	93-49

Northern Illinois Fastbreak Fest (DeKalb, IL)

12/5	vs. Long Beach St	W	82-75
12/6	at Northern Illinois	W	81-73
12/11	Nebraska	W	68-58

Burger King/Orange Bowl Classic (Miami, FL)

12/28	vs. Auburn	W	73-69
12/29	vs. Virginia	W	75-59
12/30	vs. Texas	W	75-65
1/8	at Wisconsin	W	79-59
1/10	Northwestern	W	81-43
1/15	at Minnesota	W	84-41
1/22	at Illinois	W	90-63
1/24	at Purdue	W	67-57
1/29	Indiana	W	72-48
1/31	Ohio State	W	75-64
2/2	at Michigan State	W	77-52
2/5	at Michigan	W	89-54
2/12	Minnesota	W	100-51
2/16	Drake	W	74-38
2/19	Purdue	W	66-52
2/21	Illinois	W	87-36
2/26	at Ohio State	L	54-58
2/28	at Indiana	W	71-47
3/4	Michigan	W	76-55
3/6	Michigan State	W	52-46
3/10	at Northwestern	W	76-66
3/12	Wisconsin	W	98-50

NCAA Championships - 2nd Round (Iowa City)

3/18	Stephen F. Austin	W	83-65
------	-------------------	---	-------

NCAA West Regional (Long Beach, CA)

3/24	vs. S. California	W	79-67
3/26	at Long Beach St	L	78-98



IOWA WOMEN'S BASKETBALL

ALL-TIME RESULTS

1988-89

(27-5, 16-2 - C. Vivian Stringer)

Date ____ **Opponent** ____ **W-L** ____ **Score**

Hawaii Wahine Classic (Honolulu, HI)

11/25 ____ vs. Wyoming ____ W ____ 83-40

11/26 ____ vs. Louisiana Tech ____ L ____ 58-62

11/27 ____ vs. Washington ____ W ____ 53-51

Kansas Dial Soap Classic (Lawrence, KS)

12/2 ____ vs. Grambling State ____ W ____ 80-66

12/3 ____ at Kansas ____ L ____ 63-67

12/7 ____ Iowa State ____ W ____ 79-46

Amana-Hawkeye Classic (Iowa City)

12/10 ____ Miami of Ohio ____ W ____ 73-44

12/11 ____ Wake Forest ____ W ____ 78-62

12/22 ____ Oregon State ____ W ____ 90-45

Burger King/Pepsi Classic (Miami, FL)

12/28 ____ vs. Oklahoma ____ W ____ 86-69

12/29 ____ vs. Nebraska ____ W ____ 84-67

1/6 ____ Michigan ____ W ____ 82-42

1/8 ____ Michigan State ____ W ____ 89-49

1/13 ____ at Illinois ____ W ____ 82-64

1/15 ____ Ohio State ____ W ____ 84-70

1/18 ____ at Drake ____ W ____ 71-65

1/21 ____ Minnesota ____ W ____ 97-54

1/27 ____ Indiana ____ W ____ 77-61

1/29 ____ at Purdue ____ L ____ 56-67

2/3 ____ at Wisconsin ____ W ____ 67-57

2/5 ____ at Northwestern ____ W ____ 63-53

2/10 ____ Purdue ____ W ____ 66-64

2/12 ____ Illinois ____ W ____ 82-50

2/17 ____ at Minnesota ____ W ____ 80-73

2/21 ____ at Ohio State ____ L ____ 57-66

2/24 ____ at Indiana ____ W ____ 70-63 (ot)

3/3 ____ Northwestern ____ W ____ 77-46

3/5 ____ Wisconsin ____ W ____ 78-52

3/9 ____ at Michigan ____ W ____ 79-61

3/11 ____ at Michigan State ____ W ____ 74-63

NCAA Championships - 2nd Round (Iowa City)

3/18 ____ Tennessee Tech ____ W ____ 77-75

NCAA Midwest Regional (Ruston, LA)

3/23 ____ vs. Stanford ____ L ____ 74-98

1989-90

(23-6, 15-3 - C. Vivian Stringer)

Date ____ **Opponent** ____ **W-L** ____ **Score**

Amana-Hawkeye Classic (Iowa City)

11/25 ____ Howard ____ W ____ 90-57

11/26 ____ Connecticut ____ W ____ 81-49

11/29 ____ at Nebraska ____ W ____ 74-55

Louisiana Tech Dial Soap Classic (Ruston, LA)

12/1 ____ vs. #21 Saint Joseph's ____ W ____ 76-57

12/2 ____ at #2 Louisiana Tech ____ L ____ 82-85

12/8 ____ DePaul ____ W ____ 70-58

12/10 ____ Drake ____ W ____ 70-58

12/17 ____ at Iowa State ____ W ____ 75-55

Hilton Head Island Super Shootout (Hilton Head, SC)

12/28 ____ at #20 South Carolina ____ L ____ 76-82

12/29 ____ vs. North Carolina ____ W ____ 106-81

1/5 ____ at Michigan State ____ L ____ 61-62

1/7 ____ at Michigan ____ W ____ 65-54

1/12 ____ Illinois ____ W ____ 85-51

1/14 ____ Purdue ____ L ____ 63-66

1/19 ____ at Minnesota ____ W ____ 79-43

1/26 ____ at Indiana ____ W ____ 63-52

1/28 ____ at Ohio State ____ W ____ 71-48

2/2 ____ Wisconsin ____ W ____ 84-52

2/4 ____ Northwestern ____ L ____ 63-64

2/9 ____ at Illinois ____ W ____ 59-51

2/11 ____ at Purdue ____ W ____ 70-67 (ot)

2/16 ____ Minnesota ____ W ____ 87-58

2/23 ____ Ohio State ____ W ____ 94-51

2/25 ____ Indiana ____ W ____ 85-47

3/2 ____ at #13 Northwestern ____ W ____ 64-43

3/4 ____ at Wisconsin ____ W ____ 79-60

3/8 ____ Michigan ____ W ____ 78-47

3/10 ____ Michigan State ____ W ____ 86-58

NCAA Championships - 2nd Round (Iowa City)

3/17 ____ Vanderbilt ____ L ____ 56-61

1990-91

(21-9, 13-5 - C. Vivian Stringer)

Date ____ **Opponent** ____ **W-L** ____ **Score**

Amana-Hawkeye Classic (Iowa City)

11/24 ____ UCLA ____ W ____ 81-52

11/25 ____ #19 Louisiana State ____ W ____ 73-65

11/29 ____ at #23 Connecticut ____ W ____ 58-41

12/1 ____ at #17 Penn State ____ L ____ 62-82

12/4 ____ at Drake ____ W ____ 74-49

12/8 ____ at DePaul ____ W ____ 66-52

12/16 ____ Nebraska ____ W ____ 80-46

12/30 ____ at #16 Washington ____ L ____ 61-71

1/2 ____ at Wisconsin ____ L ____ 67-78

Big Ten - SEC Challenge (Iowa City)

1/5 ____ vs. #9 Georgia ____ L ____ 51-62

1/11 ____ Illinois ____ W ____ 63-47

1/13 ____ #8 Purdue ____ L ____ 75-84 (ot)

1/18 ____ at Indiana ____ L ____ 59-74

1/20 ____ at Ohio State ____ W ____ 88-68

1/25 ____ Minnesota ____ W ____ 70-51

2/1 ____ Michigan State ____ L ____ 54-64

2/3 ____ Michigan ____ W ____ 79-60

2/5 ____ at #18 Northwestern ____ W ____ 64-60

2/8 ____ at #4 Purdue ____ W ____ 56-53

2/10 ____ at Illinois ____ W ____ 63-43

2/15 ____ Ohio State ____ W ____ 70-47

2/17 ____ Indiana ____ W ____ 86-55

2/22 ____ at Minnesota ____ W ____ 70-46

2/25 ____ Louisiana Tech ____ W ____ 72-57

3/1 ____ at Michigan ____ W ____ 76-64

3/3 ____ at Michigan State ____ L ____ 48-49

3/7 ____ #20 Northwestern ____ W ____ 67-58

3/9 ____ Wisconsin ____ W ____ 85-76 (ot)

NCAA Championships - 1st Round (Missoula, MT)

3/13 ____ at Montana ____ W ____ 64-53

NCAA Championships - 2nd Round (Seattle, WA)

3/16 ____ at #12 Washington ____ L ____ 53-70

1991-92

(25-4, 16-2 - C. Vivian Stringer)

Date ____ **Opponent** ____ **W-L** ____ **Score**

11/23 ____ at Kentucky ____ W ____ 77-68

11/27 ____ Iowa State ____ W ____ 70-58

Amana-Hawkeye Classic (Iowa City)

11/30 ____ Ohio University ____ W ____ 97-52

12/1 ____ #21 Washington ____ W ____ 58-39

Mid-America Classic (Columbia, MO)

12/6 ____ vs. Wright State ____ W ____ 87-41

12/7 ____ at Missouri ____ W ____ 89-62

12/11 ____ at Nebraska ____ W ____ 64-59

SEC-Big Ten Challenge (Iowa City)

12/28 ____ #4 Vanderbilt ____ L ____ 65-95

1/3 ____ #6 Penn State ____ W ____ 61-53

1/10 ____ Minnesota ____ W ____ 85-68

1/13 ____ at Louisiana Tech ____ W ____ 61-57

1/17 ____ Indiana ____ W ____ 80-71

1/19 ____ Ohio State ____ W ____ 73-56

1/24 ____ at Michigan State ____ W ____ 71-64

1/26 ____ at Michigan ____ W ____ 73-61

1/31 ____ Illinois ____ W ____ 68-42

2/2 ____ #10 Purdue ____ W ____ 65-64

2/7 ____ at Wisconsin ____ L ____ 58-74

2/9 ____ at Northwestern ____ W ____ 90-72

2/14 ____ at Ohio State ____ W ____ 68-59

2/16 ____ at Indiana ____ W ____ 59-57

2/21 ____ Michigan ____ W ____ 81-45

2/23 ____ Michigan State ____ W ____ 70-47

2/28 ____ at #14 Purdue ____ L ____ 64-72

3/1 ____ at Illinois ____ W ____ 56-36

3/4 ____ Northwestern ____ W ____ 73-65

3/8 ____ #23 Wisconsin ____ W ____ 63-36

3/12 ____ at Minnesota ____ W ____ 65-47

NCAA Championships - Second Round (Iowa City)

3/22 ____ #10 Missouri State ____ L ____ 60-61 (ot)



ALL-TIME RESULTS

1992-93

(27-4, 16-2 - C. Vivian Stringer)

Date	Opponent	W-L	Score
12/4	at Pittsburgh	W	70-59
12/6	at #4 Maryland	W	53-50

Amana-Hawkeye Classic (Iowa City)

12/11	West Virginia	W	74-44
12/12	Charlotte	W	60-38
12/20	Drake	W	90-44

FIU Sun and Fun Classic (Miami, FL)

1/2	vs. Bucknell	W	97-39
1/3	vs. #10 Colorado	L	70-72
1/4	vs. Eastern Kentucky	W	67-63
1/8	Wisconsin	W	65-39
1/10	at Minnesota	W	75-47

1/15	at Illinois	W	65-57
1/17	at Northwestern	W	60-55
1/22	#23 Indiana	W	79-50
1/26	#24 Northern Illinois	W	92-59
1/29	at Michigan	W	84-54

1/31	at Michigan State	W	75-55
2/5	#6 Ohio State	W	79-62
2/7	#4 Penn State	W	84-59
2/12	Northwestern	W	68-62

2/14	Illinois	W	77-58
2/19	at Purdue	W	63-55
2/21	at Indiana	W	68-46
2/26	Michigan State	W	76-46
2/28	Michigan	W	71-34

3/5	at #8 Penn State	L	64-70
3/7	at #4 Ohio State	L	60-72
3/12	Minnesota	W	83-59

12/2	vs. Florida Atlantic	W	67-42
12/3	at Stephen F. Austin	L	70-79 (ot)
12/8	Creighton	L	53-63

NCAA Championships - 2nd Round (Norfolk, VA)

3/17	at Old Dominion	W	82-56
------	-----------------	---	-------

NCAA Mid-east Regional (Iowa City)

3/25	#7 Auburn	W	63-50
3/27	#2 Tennessee	W	72-56

NCAA Women's Final Four (Atlanta, GA)

4/3	vs. #4 Ohio State	L	72-73 (ot)
-----	-------------------	---	------------

1993-94

(21-7, 13-5 - C. Vivian Stringer)

Date	Opponent	W-L	Score
------	----------	-----	-------

Prairie Lights Hawkeye Classic (Iowa City)

11/28	#4 Louisiana Tech	W	70-66
12/1	at Drake	W	73-64
12/5	#20 Missouri State	W	67-55
12/19	at James Madison	W	72-44
12/21	at West Virginia	W	69-57

USC Christmas Tournament (Los Angeles, CA)

12/29	vs. Houston	W	59-44
12/30	at #9 USC	W	50-49
1/5	Minnesota	W	69-59
1/7	at Wisconsin	W	74-67
1/14	Illinois	W	53-37
1/16	#18 Northwestern	W	67-59

1/21	at Indiana	L	58-82
1/25	at Northern Illinois	L	56-59

1/28	Michigan	W	78-56
1/30	Michigan State	W	54-46

2/4	at #22 Ohio State	W	64-61
2/6	at #1 Penn State	L	61-63

2/11	at Northwestern	L	47-55
2/13	at Illinois	W	55-52

2/18	#9 Purdue	W	62-48
2/20	Indiana	L	59-63

2/25	at Michigan State	W	63-56
2/27	at Michigan	W	65-55

3/4	#2 Penn State	W	78-68
3/6	Ohio State	W	59-57

3/11	at Minnesota	L	58-64
------	--------------	---	-------

NCAA Championships - 1st Round (Iowa City)

3/16	Mount St. Mary's	W	70-47
------	------------------	---	-------

NCAA Championships - 2nd Round (Iowa City)

3/20	#13 Alabama	L	78-84
------	-------------	---	-------

1994-95

(11-17, 6-10 - C. Vivian Stringer)

Date	Opponent	W-L	Score
------	----------	-----	-------

Prairie Lights Hawkeye Classic (Iowa City)

11/26	James Madison	W	60-30
11/27	#20 USC	W	65-55
11/30	at Missouri State	L	48-60

Stephen F. Austin Dial Classic (Nacogdoches, TX)

12/2	vs. Florida Atlantic	W	67-42
12/3	at Stephen F. Austin	L	70-79 (ot)
12/8	Creighton	L	53-63

Stanford Cardinal Classic (Stanford, CA)

12/17	vs. NW Louisiana St	L	53-54
12/18	vs. St. Mary's (Calif.)	W	73-48
12/20	at UC Santa Barbara	L	48-61
12/28	Illinois	W	59-51
12/30	Michigan	W	53-36

1/6	at Wisconsin	L	62-72
1/8	at #13 W. Kentucky	L	43-79

1/13	at #22 Purdue	L	45-63
1/15	at Michigan State	L	70-71 (2 ot)

1/20	Indiana	W	60-55
1/22	Northwestern	L	57-58

1/29	at Minnesota	L	56-70
2/3	Ohio State	W	67-61

2/5	at Indiana	L	49-57
2/10	Michigan State	L	55-62

2/12	#17 Purdue	L	55-62
2/17	at #11 Penn State	L	62-73

2/19	#24 Wisconsin	L	55-62
2/24	at Michigan	W	71-43

2/26	at Illinois	W	69-61
------	-------------	---	-------

Big Ten Tournament (Indianapolis, IN)

3/3	vs. Minnesota	W	57-44
3/4	vs. #8 Penn State	L	62-69

1995-96

(27-4, 15-1 - Angie Lee)

Date	Opponent	W-L	Score
------	----------	-----	-------

Prairie Lights Hawkeye Classic (Iowa City)

11/24	Stephen F. Austin	W	64-58
11/25	UC Santa Barbara	W	68-57
11/29	at Creighton	W	68-41

Kansas Dial Classic (Lawrence, KS)

12/2	vs. Saint Joseph's	W	66-49
12/3	at #13 Kansas	W	65-58 (ot)
12/7	Drake	W	67-44

Carolinas Holiday Beach Classic (Myrtle Beach, SC)

12/19	vs. Appalachian State	W	68-66
12/20	vs. #10 Georgia	L	52-79
12/21	vs. #16 North Carolina	W	73-64

12/27	at Illinois	W	73-64
12/29	at Michigan	W	69-53

1/5	#17 Wisconsin	W	68-48
1/7	Western Kentucky	W	68-54

1/12	#18 Purdue	W	68-57
1/14	Michigan State	W	75-56

1/19	at Indiana	W	64-56
1/21	at #17 Northwestern	W	64-51

1/28	Minnesota	W	94-51
2/2	at Ohio State	W	82-75

2/4	Indiana	W	77-51
2/9	at Michigan State	W	71-65

2/11	at Purdue	L	42-62
2/16	#9 Penn State	W	81-69

2/18	at #11 Wisconsin	W	67-63
2/23	Michigan	W	74-52

2/25	Illinois	W	73-55
------	----------	---	-------

Big Ten Tournament (Indianapolis, IN)

3/1	vs. Illinois	W	74-56
3/2	vs. #18 Purdue	L	68-76

NCAA Championships - 1st Round (Iowa City)

3/14	Butler	W	72-67
------	--------	---	-------

NCAA Championships - 2nd Round (Iowa City)

3/16	DePaul	W	72-71
------	--------	---	-------

NCAA Mid-east Regional - Semifinal (Rosemont, IL)

3/21	vs. #12 Vanderbilt	L	63-74
------	--------------------	---	-------

1996-97

(18-12, 9-7 - Angie Lee)

Date	Opponent	W-L	Score
------	----------	-----	-------

11/15	Illinois State	W	66-41
11/17	#20 Notre Dame	L	50-61
11/19	Iowa State	W	64-53

Kona Invite (Kailua-Kona, HI)

12/6	vs. Boise State	W	89-34
12/7	vs. Pacific	W	80-60
12/8	vs. Nebraska	L	67-73

Big Ten-SEC Challenge (Gainesville, FL)

12/13	at Florida	L	58-68
12/21	at Drake	L	59-80
12/28	at Minnesota	W	61-48



IOWA WOMEN'S BASKETBALL

ALL-TIME RESULTS

12/30	at Ohio State	W	69-59
1/2	at #14 W. Kentucky	W	61-48
1/5	#13 Wisconsin	L	63-69
1/10	at Northwestern	W	73-61
1/12	at Purdue	L	52-62
1/21	Penn State	L	60-61
1/24	at Indiana	W	78-58
1/26	Michigan	L	63-75
1/31	at #25 Illinois	L	75-83
2/2	#23 Michigan State	W	82-62
2/7	Purdue	L	48-53
2/9	Northwestern	W	80-56
2/14	at #16 Wisconsin	L	56-59
2/16	at Penn State	W	66-63
2/21	Ohio State	W	80-59
2/23	Minnesota	W	78-42

Big Ten Tournament (Indianapolis, IN)

2/28	vs. Northwestern	W	78-68
3/1	vs. Indiana	W	87-53
3/2	vs. #18 Illinois	W	63-56

NCAA Championships - 1st Round (Storrs, CT)

3/14	vs. NC State	W	56-50
------	--------------	---	-------

NCAA Championships - 2nd Round (Storrs, CT)

3/16	at #1 Connecticut	L	53-72
------	-------------------	---	-------

1997-98

(18-11, 13-3 - Angie Lee)

Date	Opponent	W-L	Score
11/16	Drake	W	66-63 (ot)

Reebok Classic (Boston, MA)

11/23	vs. Arkansas	L	57-83
11/25	vs. #6 Connecticut	L	55-65

Prairie Lights Classic (Iowa City)

11/29	CS Northridge	W	67-56
11/30	Washington	L	62-63

Central Fidelity Invite (Richmond, VA)

12/6	vs. #4 La. Tech	L	58-83
12/7	at Richmond	W	78-66
12/13	Iowa State	L	57-74

Honda Elite Four Classic (Orlando, FL)

12/21	vs. #8 Vanderbilt	L	54-60
12/28	Minnesota	W	91-55
12/30	Ohio State	W	66-57
1/2	at Penn State	W	78-69
1/9	Northwestern	W	65-58
1/11	#23 Purdue	L	66-75 (ot)
1/20	at Wisconsin	W	66-63
1/23	Indiana	W	68-61
1/25	at Michigan	L	65-69 (ot)
1/30	#8 Illinois	W	82-71
2/1	at Michigan State	L	62-66
2/6	at Purdue	W	73-67
2/8	at Northwestern	W	79-72
2/13	#19 Wisconsin	W	87-76
2/15	Penn State	W	73-49
2/20	at Ohio State	W	74-71

2/22	at Minnesota	W	71-59
------	--------------	---	-------

Big Ten Tournament (Indianapolis, IN)

2/28	vs. Ohio State	W	72-54
3/1	vs. #25 Purdue	L	60-61

NCAA Championships - 1st Round (Iowa City)

3/13	Massachusetts	W	77-59
------	---------------	---	-------

NCAA Championships - 2nd Round (Iowa City)

3/15	Kansas	L	58-62
------	--------	---	-------

1998-99

(12-15, 7-9 - Angie Lee)

Date	Opponent	W-L	Score
------	----------	-----	-------

11/15	at Washington	L	76-84
11/17	#21 Iowa State	L	65-81
11/20	Weber State	W	77-57
11/22	Western Kentucky	L	65-68

Prairie Lights Classic (Iowa City)

11/27	Missouri	W	75-68
11/28	Princeton	W	59-44

Syracuse Carrier Classic (Syracuse, NY)

12/4	vs Kent State	W	62-58
12/5	at Syracuse	W	70-64
12/8	at Drake	L	73-86
12/20	at Auburn	L	55-78
12/28	Illinois	W	89-86
1/3	at Wisconsin	L	72-79
1/5	at Minnesota	L	58-66
1/8	Indiana	W	77-76
1/10	#3 Purdue	L	69-71 (ot)
1/15	at #20 Penn State	L	60-66
1/17	at Michigan State	L	64-70
1/22	Michigan	L	67-86
1/29	Michigan State	L	69-81
1/31	#21 Penn State	L	64-88
2/5	at Ohio State	L	66-70
2/7	at Indiana	W	73-69
2/12	Minnesota	W	79-62
2/14	Northwestern	W	86-69
2/19	at Michigan	W	78-75
2/21	at Illinois	L	73-86

Big Ten Tournament (Indianapolis, IN)

2/28	vs. Northwestern	L	71-75
------	------------------	---	-------

1999-2000

(9-18, 6-10 - Angie Lee)

Date	Opponent	W-L	Score
------	----------	-----	-------

11/19	at Marquette	L	64-69
11/21	#1 Connecticut	L	45-73

Gazette Hawkeye Challenge (Iowa City)

11/27	Bradley	W	92-49
11/28	Syracuse	W	76-73
12/2	at Utah	L	61-70
12/4	at Weber State	W	73-55
12/11	at #9 Iowa State	L	69-79
12/18	#8 Auburn	L	55-91
12/20	Drake	L	59-84

12/30	at #8 Penn State	L	63-80
-------	------------------	---	-------

1/2	Indiana	W	82-68
1/7	at #15 Illinois	L	60-86
1/9	at Northwestern	L	52-53
1/13	Minnesota	W	80-51
1/16	#6 Penn State	L	64-78
1/20	Michigan State	L	77-82
1/23	at Michigan	L	78-82
1/27	Wisconsin	W	66-62
1/30	at Arkansas	L	65-72
2/3	at Indiana	L	67-70
2/6	at Michigan State	L	64-74
2/13	#25 Illinois	W	80-73
2/17	Ohio State	W	68-60
2/20	at Minnesota	W	77-53
2/24	Michigan	L	61-78
2/27	at #21 Purdue	L	59-73

Big Ten Tournament (Indianapolis, IN)

3/2	vs. Northwestern	L	59-68
-----	------------------	---	-------

2000-01

(21-10, 12-4 - Lisa Bluder)

Date	Opponent	W-L	Score
------	----------	-----	-------

11/17	Marquette	W	70-57
11/19	Utah	L	42-66
11/22	#8 Iowa State	L	76-86

Gazette Hawkeye Challenge (Iowa City)

11/25	Western Illinois	W	99-54
11/26	Nevada	W	73-59
12/1	at Mount St. Mary's	W	89-63
12/3	at George Washington	L	64-78
12/7	at #18 Missouri St	L	87-101
12/10	Colorado	W	92-66
12/16	at Drake	L	58-73
12/28	Northwestern	W	95-61
12/31	at Wisconsin	L	91-94
1/4	at #8 Purdue	L	58-73
1/7	Michigan	W	79-58
1/14	Wisconsin	W	74-68
1/17	at Ohio State	L	52-79
1/21	#13 Penn State	W	79-64
1/25	at Northwestern	W	92-52
2/1	at Michigan State	W	71-56
2/4	Indiana	W	83-56
2/8	#5 Purdue	W	96-87
2/11	at Minnesota	W	82-71
2/15	at Michigan	L	78-80
2/18	Ohio State	W	74-59
2/22	Michigan State	W	50-47
2/25	at Illinois	W	75-64

Big Ten Tournament (Grand Rapids, MI)

3/2	vs. Indiana	W	81-76
3/3	vs. Illinois	W	86-79
3/4	vs. #7 Purdue	W	75-70



ALL-TIME RESULTS

NCAA Championships - 1st Round (Salt Lake City, UT)

3/17 vs. Oregon W 89-82 (ot)

NCAA Championships - 2nd Round (Salt Lake City, UT)

3/19 at #17 Utah L 69-78

2001-02

(18-11, 10-6 - Lisa Bluder)

Date Opponent W-L Score

Great Alaska Shootout (Anchorage, AK)

11/20 vs. Gonzaga W 69-54

11/21 vs. Marquette W 90-72

11/25 Drake L 72-75 (ot)

11/27 Missouri State W 84-64

11/30 at Denver W 84-72

12/1 at #11 Colorado L 83-92

Gazette Hawkeye Challenge (Iowa City)

12/7 Texas-Pan American W 86-38

12/8 Kent State W 76-65

12/12 at #5 Iowa State L 64-82

12/15 Creighton W 86-43

12/22 at Northwestern W 74-47

12/30 #14 Wisconsin L 61-68

1/3 at Ohio State L 63-82

1/6 #9 Purdue W 90-75

1/10 Northwestern W 82-68

1/13 at Indiana W 73-65

1/20 Ohio State W 79-65

1/24 Michigan State W 75-55

1/27 at #11 Purdue L 68-82

1/31 at Michigan L 74-82

2/3 #24 Minnesota L 83-94

2/7 at #16 Wisconsin W 76-64

2/10 at Penn State W 96-81

2/14 Michigan L 80-91

2/20 at Michigan State W 69-59

2/24 Illinois W 79-71

Big Ten Tournament (Indianapolis, IN)

3/1 vs. Indiana L 76-78 (ot)

NCAA Championships - 1st Round (Storrs, CT)

3/16 vs. Virginia W 69-62

NCAA Championships - 2nd Round (Storrs, CT)

3/18 at Connecticut L 48-86

2002-03

(18-15, 6-10 - Lisa Bluder)

Date Opponent W-L Score

KCRG TV-9 Hawkeye Challenge (Iowa City)

11/23 IUPUI W 84-75 (ot)

11/24 Charlotte W 85-70

11/26 Northern Iowa W 98-68

LMU Thanksgiving Classic (Los Angeles, CA)

11/29 vs. NC State L 66-69 (ot)

11/30 vs. South Alabama W 83-62

12/4 Iowa State W 64-39

12/8 at Creighton L 82-89

12/12 Denver W 83-49

12/21 at Drake W 72-52

12/29 Missouri W 87-65

Big Ten/Big XII Challenge (Manhattan, KS)

1/5 at #4 Kansas State L 60-103

1/9 at #16 Penn State L 52-86

1/12 at #9 Minnesota L 65-94

1/16 Northwestern W 72-60

1/21 Wisconsin W 77-60

1/23 at #11 Purdue L 64-83

1/26 at Ohio State L 59-74

1/30 Indiana W 78-62

2/2 Illinois L 72-82

2/6 at Michigan W 65-57

2/9 at Illinois L 58-73

2/13 at Indiana L 68-89

2/16 #12 Penn State W 80-75

2/20 #16 Minnesota L 60-77

2/23 at Wisconsin W 76-59

2/27 Michigan State L 58-68

3/2 #12 Purdue L 68-78

Big Ten Tournament (Indianapolis, IN)

3/6 vs. Northwestern W 70-58

3/7 vs. #13 Minnesota W 80-77

3/9 vs. #12 Purdue L 57-84

WNIT - 1st Round (Iowa City)

3/20 Saint Louis W 93-64

WNIT - 2nd Round (Iowa City)

3/23 Marquette W 76-73

WNIT - Quarterfinals (Iowa City)

3/25 Creighton L 64-70

2003-04

(16-13, 10-6 - Lisa Bluder)

Date Opponent W-L Score

KCRG TV-9 Hawkeye Challenge (Iowa City)

11/21 Butler W 83-60

11/22 Houston L 64-70

FIU Thanksgiving Classic (Miami, FL)

11/28 vs. Saint Joseph's W 62-58

11/29 at Fla. International W 93-86

12/3 at Iowa State L 94-101 (2ot)

12/5 at Marquette W 65-62

12/8 at Northern Iowa W 76-67

12/12 #11 Kansas State L 60-82

12/21 Drake W 79-65

12/28 Creighton L 72-84 (ot)

12/30 at Missouri L 65-75

1/2 Illinois W 91-73

1/8 at #8 Penn State L 64-92

1/11 at #6 Minnesota L 61-75

1/15 Indiana W 72-65

1/18 Wisconsin W 66-46

1/25 Michigan W 69-58

1/29 at Northwestern W 76-61

2/1 at #18 Michigan St W 78-67

2/5 Ohio State L 82-93

2/10 #5 Purdue L 79-90

2/12 at Wisconsin W 87-82 (ot)

2/15 at Indiana W 78-69

2/19 #11 Minnesota W 81-61

2/22 #7 Penn State L 58-70

2/26 at #4 Purdue L 55-84

2/29 at Illinois W 89-64

Big Ten Tournament (Indianapolis, IN)

3/5 vs. #24 Michigan St L 54-81

NCAA Championships - 1st Round (Blacksburg, VA)

3/21 at Virginia Tech L 76-89

2004-05

(23-10, 8-8 - Lisa Bluder)

Date Opponent W-L Score

KCRG-TV9 Hawkeye Challenge (Iowa City)

11/19 Southern Illinois W 66-50

11/20 Missouri W 75-54

Junkanoo Jam (Freeport, Bahamas)

11/26 vs. Florida W 65-65

11/27 vs. #21 Oklahoma W 54-47

12/1 Iowa State W 89-80

12/5 Northern Iowa W 77-50

12/8 Marquette W 78-72

12/10 at Creighton W 91-82 (ot)

12/18 at Drake W 80-69

12/21 Western Illinois W 76-69

12/28 at UW-Milwaukee W 59-51

12/30 Indiana W 62-51

1/2 at Illinois W 72-58

1/6 Penn State L 71-77

1/9 at #6 Michigan State L 56-68

1/13 at #5 Ohio State L 57-80

1/16 Northwestern W 81-76

1/23 at #23 Purdue L 75-79

1/27 Michigan W 71-63

2/3 at #14 Minnesota L 50-81

2/6 Wisconsin L 78-88

2/10 at Northwestern W 60-40

2/13 #2 Ohio State L 60-67

2/17 #9 Michigan State L 60-67

2/19 at Michigan W 78-59

2/24 Illinois W 87-63

2/27 at Indiana W 56-53

Big Ten Tournament (Indianapolis, IN)

3/3 vs. Michigan W 70-42

3/4 vs. #23 Penn State L 66-68

WNIT - 1st Round (Iowa City)

3/18 Creighton W 67-52

WNIT - 2nd Round (Lincoln, NE)

3/21 at Nebraska W 71-67

WNIT - Quarterfinals (Cedar Rapids, IA)

3/24 vs. Arkansas State W 66-52

WNIT - Semifinals (Springfield, MO)

3/28 at SW Missouri St L 80-89



IOWA WOMEN'S BASKETBALL

ALL-TIME RESULTS

2005-06

(17-12, 10-6 - Lisa Bluder)

Date	Opponent	W-L	Score
11/20	UW-Milwaukee	W	82-42
11/22	at Louisiana Tech	L	91-95 (2ot)

Odwalla Classic (San Francisco, CA)

11/25	vs. #22 Oklahoma	L	68-85
11/26	vs. Rider	W	88-41
11/30	UW-Green Bay	W	81-57

KCRG-TV9 Hawkeye Challenge (Iowa City)

12/2	Vermont	W	79-57
12/4	#6 Rutgers	L	51-57
12/8	at Iowa State	L	61-77
12/18	Drake	W	92-72
12/21	at Northern Iowa	W	65-54
12/23	Creighton	W	74-64
12/29	at Indiana	L	53-65

1/1	Illinois	W	84-65
1/5	at Michigan	W	77-63
1/9	#9 Michigan State	W	75-64
1/12	#8 Ohio State	L	62-72
1/15	at Northwestern	W	80-48
1/19	at Wisconsin	W	68-59
1/22	#12 Minnesota	L	68-80
1/26	at Penn State	L	61-72
2/2	#8 Purdue	W	77-71 (ot)
2/9	Northwestern	W	76-61
2/12	at #7 Ohio State	L	77-88
2/16	at #14 Michigan State	L	71-73
2/19	Michigan	W	67-55
2/23	at Illinois	W	71-60
2/26	Indiana	W	78-70

Big Ten Tournament (Indianapolis, IN)

3/3	vs. #16 Michigan St	L	58-79
-----	---------------------	---	-------

NCAA Championships - 1st Round (Denver, CO)

3/18	vs. #20 BYU	L	62-67
------	-------------	---	-------

2006-07

(14-16, 6-10 - Lisa Bluder)

Date	Opponent	W-L	Score
------	----------	-----	-------

WBCA Classic (Kansas City, MO)

11/11	vs. Missouri State	W	79-70
11/12	vs. Kansas	W	63-49
11/15	Indiana State	W	88-83

KCRG-TV9 Hawkeye Challenge (Iowa City)

11/17	Quinnipiac	W	93-77
11/18	Fla. International	W	72-62
11/21	Louisiana Tech	L	59-77
11/26	at Creighton	W	75-60
11/30	Iowa State	L	74-80
12/3	Samford	W	66-60
12/7	at UW-Green Bay	L	43-67
12/16	at Rutgers	L	53-70
12/19	Northern Iowa	L	62-83
12/22	at Drake	W	77-70
12/28	at Minnesota	W	58-56

12/31	#7 Ohio State	L	67-73
1/2	#10 Purdue	L	58-68
1/7	at Northwestern	W	63-61
1/11	at Indiana	W	71-67
1/14	#20 Michigan St	L	63-83
1/21	at #21 Michigan St	L	57-67
1/25	Minnesota	L	78-80 (ot)
1/28	at Penn State	L	71-78
2/4	at #5 Ohio State	L	49-85
2/8	Michigan	W	66-49
2/11	at Wisconsin	L	73-84
2/15	Illinois	L	69-74
2/18	Penn State	W	79-72
2/22	at #15 Purdue	L	52-76
2/25	Wisconsin	W	103-93

Big Ten Tournament (Indianapolis, IN)

3/1	vs. Indiana	L	53-67
-----	-------------	---	-------

2007-08

(21-11, 13-5 - Lisa Bluder)

Date	Opponent	W-L	Score
11/11	Dartmouth	W	61-43
11/13	Drake	W	62-50
11/18	at Northern Iowa	W	77-67

Caribbean Challenge (Cancun, Mexico)

11/22	vs. Mississippi St	W	60-54
11/23	vs. #13 Arizona St	L	58-60
11/28	Georgia Tech	L	57-76
12/2	Detroit	W	65-42
12/5	at Iowa State	L	44-58

KCRG-TV9 Hawkeye Challenge (Iowa City)

12/8	Northern Illinois	W	87-43
12/9	Wyoming	L	50-54
12/22	Western Illinois	W	70-49
12/28	Penn State	W	67-58
12/30	at Michigan	L	46-63
1/3	at Minnesota	W	68-66 (ot)
1/6	#20 Ohio State	L	65-73
1/10	at Michigan State	L	65-73
1/13	Wisconsin	W	78-74 (ot)
1/21	at Illinois	W	60-58
1/24	Purdue	W	69-53
1/27	Michigan	W	66-61
1/31	at Northwestern	W	70-55
2/3	Indiana	W	81-65
2/7	Michigan State	W	82-64
2/10	at Penn State	W	73-65
2/14	at Purdue	L	46-59
2/17	Minnesota	W	72-69
2/21	at #20 Ohio State	L	56-69
2/28	Northwestern	W	68-42
3/2	at Wisconsin	W	87-78

Big Ten Tournament (Indianapolis, IN)

3/7	vs. Michigan	W	58-37
3/8	vs. Purdue	L	73-80

NCAA Championships - 1st Round (Norfolk, VA)

3/23	vs. Georgia	L	61-67
------	-------------	---	-------

2008-09

(21-11, 13-5 - Lisa Bluder)

Date	Opponent	W-L	Score
11/16	Texas State	W	87-45
11/18	at Kansas	L	55-76

KCRG-TV9 Hawkeye Challenge (Iowa City)

11/22	Boston University	W	83-58
11/23	Providence	W	64-46

Paradise Jam (US. Virgin Islands)

11/27	vs. Texas Tech	W	56-48
11/28	vs. South Florida	L	79-82 (ot)
11/29	vs. #3 California	L	43-76
12/4	at #12 Duke	L	47-71
12/7	#22 Iowa State	W	66-46
12/11	Northern Iowa	W	72-46
12/20	at Drake	W	71-53
12/22	at Wisconsin	W	73-63
12/28	Purdue	L	60-69
1/4	at Indiana	L	54-76
1/8	at Purdue	L	49-60
1/11	Minnesota	W	74-57
1/15	at Illinois	W	72-62
1/18	Northwestern	W	74-46
1/26	Michigan	W	77-69
1/29	at Michigan State	L	56-68
2/1	Penn State	W	97-89 (3ot)
2/5	Indiana	W	69-67
2/8	at Minnesota	L	58-64
2/12	#13 Ohio State	W	85-75
2/15	at Penn State	W	63-57
2/19	Wisconsin	W	72-65
2/22	at Michigan	W	68-64
2/26	Illinois	W	69-56
3/1	at Northwestern	W	86-79

Big Ten Tournament (Indianapolis, IN)

3/6	vs. Minnesota	W	79-64
3/7	vs. #12 Ohio State	L	56-72

NCAA Championships - 1st Round (Iowa City)

3/22	Georgia Tech	L	62-76
------	--------------	---	-------

2009-10

(20-14, 10-8 - Lisa Bluder)

Date	Opponent	W-L	Score
------	----------	-----	-------

KCRG-TV9 Hawkeye Challenge (Iowa City)

11/14	Santa Clara	W	67-51
11/15	Illinois State	W	75-67
11/18	#19 Kansas	L	55-66
11/22	at Northern Iowa	W	81-70
11/24	William & Mary	W	78-54

Nugget Classic (Reno, NV)

11/27	vs. West Virginia	L	66-69
11/28	vs. Columbia	W	72-69
12/2	Boston College	L	67-72
12/6	Michigan	L	51-54
12/10	at Iowa State	L	66-85



12/20	Drake	W	73-61
12/22	South Dakota St	W	82-69
12/28	at Penn State	L	73-77 (ot)
12/31	Wisconsin	W	61-51
1/3	at Minnesota	L	69-72 (ot)
1/7	at Michigan	L	46-63
1/14	Penn State	L	62-68
1/17	at Purdue	L	59-81
1/21	at Illinois	W	74-65
1/24	Northwestern	W	78-69
1/31	Purdue	W	70-50
2/4	at #8 Ohio State	L	82-86
2/7	Michigan State	W	77-66
2/11	at Indiana	W	71-67
2/14	Illinois	W	77-67
2/18	Minnesota	W	75-54
2/21	at Northwestern	L	66-72
2/25	Indiana	W	76-64
2/28	at Wisconsin	W	68-60 (ot)
Big Ten Tournament (Indianapolis, IN)			
3/5	vs. Penn State	W	82-75
3/6	vs. #23 Michigan St	W	59-54
3/7	vs. #10 Ohio State	L	64-66
NCAA Championships - 1st Round (Stanford, CA)			
3/20	vs. Rutgers	W	70-63
3/22	at #2 Stanford	L	67-96

2010-11

(22-9, 10-6 - Lisa Bluder)

Date	Opponent	W-L	Score
Islander Tip-Off Tournament (Corpus Christi, TX)			
11/12	vs. Southern Univ.	W	76-52
11/13	vs. Arkansas State	W	50-47
11/16	Bradley	W	91-53
KCRG-TV9 Hawkeye Challenge (Iowa City)			
11/20	Northeastern	W	87-59
11/21	Central Michigan	W	90-79
Caribbean Challenge (Cancun, Mexico)			
11/25	vs. James Madison	W	67-61
11/26	vs. Virginia Tech	W	72-43
12/2	at #14 North Carolina	L	67-79
12/5	Kansas State	W	68-62
12/9	#15 Iowa State	W	62-40
12/18	at South Dakota St	W	65-54
12/20	at Drake	W	75-71
12/22	Northern Iowa	W	75-64
12/30	at Penn State	L	59-68
1/2	Michigan	L	53-60
1/5	at Minnesota	W	63-57
1/8	#20 Ohio State	W	89-76
1/13	at #9 Michigan State	L	60-63
1/16	Indiana	W	71-51
1/24	at #25 Ohio State	L	67-81
1/27	#10 Michigan State	W	66-64
1/30	at Illinois	W	80-69
2/3	at Purdue	L	41-30

2/6	Penn State	L	75-82
2/10	Minnesota	W	64-62
2/13	at Northwestern	W	86-75
2/16	Wisconsin	W	59-44
2/24	Illinois	W	83-64
2/27	at Indiana	W	93-79
Big Ten Tournament (Indianapolis, IN)			
3/4	vs. Ohio State	L	61-71
NCAA Championships - 1st Round (Spokane, WA)			
3/19	at Gonzaga	L	86-92

2011-12

(19-12, 11-5 - Lisa Bluder)

Date	Opponent	W-L	Score
KCRG-TV9 Hawkeye Challenge (Iowa City)			
11/12	Harvard	W	90-81
11/13	UNLV	L	59-69
11/16	Albany	W	82-60
11/19	at Northern Iowa	W	78-74
Junkanoo Jam (Freeport, Bahamas)			
11/25	vs. St. John's	W	60-52
11/26	vs. #4 Texas A&M	L	58-74
11/30	Virginia Tech	W	58-47
12/3	at Kansas State	L	78-81 (ot)
12/7	at Iowa State	L	54-62
12/9	Western Illinois	W	98-45
12/17	at Bradley	L	88-96
12/20	Drake	W	71-46
12/22	Mississippi Valley St	W	86-80
12/30	Northwestern	W	86-55
1/2	at #9 Ohio State	L	71-84
1/5	Illinois	W	69-62 (ot)
1/8	#19 Nebraska	L	72-77
1/15	at #17 Purdue	L	55-57
1/19	Wisconsin	W	69-57
1/22	at #21 Penn State	L	52-68
1/26	at #19 Nebraska	L	53-60
1/28	#13 Purdue	W	59-42
2/2	at Wisconsin	W	85-79 (ot)
2/5	at Indiana	W	83-64
2/9	Minnesota	W	75-58
2/12	Michigan State	W	74-57
2/16	at Michigan	W	58-57
2/23	at Northwestern	W	70-63
2/26	Michigan	W	79-71
Big Ten Tournament (Indianapolis, IN)			
3/2	at #24 Nebraska	L	68-80
NCAA Championships - 1st Round (South Bend, IN)			
3/18	vs. California	L	74-84

2012-13

(21-13, 8-8 - Lisa Bluder)

Date	Opponent	W-L	Score
Preseason WNIT (Iowa City)			
11/9	Northern Illinois	W	63-40
11/11	Illinois State	W	74-64
11/14	Middle Tennessee St	W	69-63 (ot)
11/18	North Carolina	L	64-77
11/20	Robert Morris	W	58-44
FIU Thanksgiving Classic (Miami, FL)			
11/23	at Florida Intl.	L	65-66
11/25	vs. #12 West Virginia	W	79-70
11/28	at Florida State	L	69-83
12/1	Northern Iowa	W	68-46
12/6	#22 Iowa State	W	50-42
12/16	at Drake	W	82-65
12/19	Missouri State	W	97-43
San Diego Surf 'N Slam Classic (San Diego, CA)			
12/28	vs. #20 Texas	W	86-63
12/30	at San Diego	W	83-73
1/3	#24 Ohio State	W	77-71 (ot)
1/6	Michigan	L	64-68
1/10	at Wisconsin	W	65-56
1/17	at Michigan State	L	54-65
1/20	#11 Purdue	W	62-46
1/24	Wisconsin	W	71-60
1/27	at #23 Michigan	W	63-57
1/31	at Illinois	L	62-74
2/3	Northwestern	L	65-67
2/7	at Minnesota	L	60-72
2/11	Nebraska	L	75-76
2/14	#8 Penn State	L	69-81
2/17	at #18 Purdue	W	72-52
2/24	at #24 Nebraska	L	46-66
2/28	Indiana	W	75-70
3/3	at Northwestern	W	62-45
Big Ten Tournament (Hoffman Estates, IL)			
3/7	vs. Northwestern	W	60-55
3/8	vs. #21 Nebraska	L	61-76
NCAA Championships - 1st Round (Iowa City)			
3/24	Miami	W	69-53
NCAA Championships - 2nd Round (Iowa City)			
3/26	#2 Notre Dame	L	57-74

2013-14

(27-9, 11-5 - Lisa Bluder)

Date	Opponent	W-L	Score
Hawkeye Challenge (Iowa City)			
11/8	UC Riverside	W	70-56
11/10	#14 Dayton	W	97-93 (ot)
11/13	Arkansas-Pine Bluff	W	76-38
11/17	Stony Brook	W	78-40
11/20	at #16 Colorado	L	87-90
11/24	at Northern Iowa	W	67-60



IOWA WOMEN'S BASKETBALL

ALL-TIME RESULTS

Cancun Challenge (Cancun, Mexico)

11/28	vs. USC	W	78-65
11/29	vs. Boston College	W	78-68
11/30	vs. UNC-Wilmington	W	102-65
12/5	#22 Syracuse	W	97-91
12/7	Idaho State	W	95-47
12/12	at #11 Iowa State	L	70-83
12/21	Drake	W	73-51
12/28	North Dakota	W	88-62
1/2	at Indiana	L	84-86
1/5	#15 Penn State	L	71-87
1/8	Minnesota	W	78-71
1/12	at Wisconsin	W	82-65
1/16	Michigan State	L	72-88
1/19	at Ohio State	W	81-74
1/25	Indiana	W	84-75
1/29	at Minnesota	W	64-56
2/1	#23 Nebraska	L	67-80
2/6	at #9 Penn State	W	73-70
2/10	Northwestern	W	90-84
2/13	Illinois	W	69-55
2/16	at #23 Purdue	L	73-74
2/22	at Michigan	W	74-70
2/27	Ohio State	W	65-61
3/2	at Illinois	W	81-56

Big Ten Tournament (Indianapolis, IN)

3/6	vs. Illinois	W	81-62
3/7	vs. #16 Purdue	W	87-80
3/8	vs. Ohio State	W	77-73
3/9	vs. #15 Nebraska	L	65-72

NCAA Championships - 1st Round (Iowa City)

3/23	Marist	W	87-65
------	--------	---	-------

NCAA Championships - 2nd Round (Iowa City)

3/25	#4 Louisville	L	53-83
------	---------------	---	-------

2014-15

(26-8, 14-4 - Lisa Bluder)

Date	Opponent	W-L	Score
11/14	USC Upstate	W	107-56
11/16	Robert Morris	W	85-67

Hawkeye Challenge (Iowa City)

11/21	Pepperdine	W	97-68
11/22	Dayton	W	90-83
11/25	Northern Iowa	W	74-45

S. Point Thanksgiving Shootout (Las Vegas, NV)

11/28	vs. Arkansas	L	67-77
11/29	vs. Gonzaga	W	79-67

Big Ten/ACC Challenge (Louisville, KY)

12/4	at #7 Louisville	L	52-86
12/7	Colorado	W	78-63
12/11	Iowa State	W	76-67
12/21	at Drake	W	100-98
12/28	Penn State	W	77-52
1/4	at #16 Rutgers	W	79-72
1/8	at Illinois	L	61-73
1/11	Purdue	W	73-59

1/14	Northwestern	W	83-70
1/18	at Michigan State	W	52-50
1/22	Michigan	W	76-70
1/26	#15 Nebraska	W	78-72 (ot)
1/29	at Northwestern	W	102-99
2/1	at #5 Maryland	L	88-93
2/5	Ohio State	W	73-65
2/8	at Wisconsin	W	87-75
2/12	at #20 Nebraska	W	69-61
2/15	Indiana	W	81-64
2/17	at Minnesota	L	80-93
2/21	at Ohio State	L	82-100
2/26	Wisconsin	W	78-74
3/1	Minnesota	W	92-76

Big Ten Tournament (Hoffman Estates, IL)

3/6	vs. #25 Nebraska	W	74-65
3/7	vs. Ohio State	L	85-91 (ot)

NCAA Championships - 1st Round (Iowa City)

3/20	American	W	75-67
------	----------	---	-------

NCAA Championships - 2nd Round (Iowa City)

3/22	Miami	W	88-70
------	-------	---	-------

NCAA Midwest Regional - Semifinal (Oklahoma City)

3/27	vs. #5 Baylor	L	66-81
------	---------------	---	-------

2015-16

(19-14, 8-10 - Lisa Bluder)

Date	Opponent	W-L	Score
------	----------	-----	-------

Hawkeye Challenge (Iowa City)

11/13	North Dakota	W	83-61
11/15	UT Martin	W	62-56
11/19	Western Illinois	W	96-81 (ot)
11/22	at Northern Iowa	W	80-65

Lone Star Showcase (Austin, Texas)

11/26	vs. Wright State	W	83-77
11/27	vs. #21 George Wash.	L	77-81 (2ot)
11/28	vs. Houston	W	64-50

Big Ten/ACC Challenge (Charlottesville, VA)

12/2	at Virginia	W	85-73
12/6	Robert Morris	W	69-50
12/11	at Iowa State	L	66-69
12/19	Bradley	W	60-53
12/22	Drake	W	89-76
12/31	at Nebraska	W	74-68
1/4	Rutgers	W	69-65
1/7	at Michigan	L	75-82
1/10	#8 Maryland	L	56-76
1/13	at Wisconsin	W	57-54
1/16	at #18 Michigan St	L	73-80
1/20	Penn State	L	69-82
1/24	at Purdue	L	73-90
1/28	Michigan	W	85-69
1/31	at Northwestern	W	79-64
2/4	at Indiana	L	74-79
2/7	#14 Michigan State	L	69-74
2/11	#6 Ohio State	L	81-98
2/15	at Minnesota	L	76-78

2/18	Purdue	W	63-55
2/21	Indiana	W	76-73
2/24	at Penn State	L	68-81
2/27	Illinois	W	61-56

Big Ten Tournament (Indianapolis, IN)

3/3	vs. Michigan	W	97-85
3/4	vs. #5 Maryland	L	55-75

WNIT Tournament (Iowa City)

3/17	Ball State	L	72-77
------	------------	---	-------

2016-17

(20-14, 8-8 - Lisa Bluder)

Date	Opponent	W-L	Score
11/11	Oral Roberts	W	96-76
11/13	Hampton	W	84-51
11/16	at North Dakota	W	75-60

Hawkeye Challenge (Iowa City)

11/19	Massachusetts	W	71-30
11/20	South Dakota State	L	64-66

Cancun Challenge (Cancun, Mexico)

11/24	vs. #9 UCLA	L	65-78
11/25	vs. James Madison	W	90-75

Big Ten/ACC Challenge (Iowa City, Iowa)

11/30	#1 Notre Dame	L	58-73
12/4	Northern Iowa	W	88-59
12/7	Iowa State	W	88-76
12/9	Robert Morris	W	81-76
12/18	at Drake	L	76-81
12/20	Kent State	W	83-48
12/28	at Illinois	L	65-70
12/31	Nebraska	W	75-72
1/3	at Penn State	L	58-71
1/11	Illinois	W	78-58
1/14	#3 Maryland	L	82-98
1/17	Rutgers	L	71-59
1/21	Minnesota	W	80-65
1/29	at #3 Maryland	L	81-100
2/2	Rutgers	W	71-57
2/5	at Michigan	L	70-72
2/9	Michigan State	W	87-83 (ot)
2/12	at #13 Ohio State	L	81-88
2/16	Northwestern	W	78-59
2/19	at Purdue	L	52-72
2/22	at Indiana	L	77-80 (2ot)
2/26	Wisconsin	W	71-60

Big Ten Tournament (Indianapolis, IN)

3/2	vs. Northwestern	L	73-78
-----	------------------	---	-------

WNIT Tournament (Iowa City)

3/16	Missouri State	W	95-74
3/18	South Dakota	W	78-73
3/23	Colorado	W	80-62
3/26	Washington State	L	66-74



2017-18

(24-8, 11-5 - Lisa Bluder)

Date ____ Opponent ____ W-L ____ Score

Hawkeye Challenge (Iowa City)

11/10 ____ Quinnipiac ____ W ____ 83-67

11/11 ____ Western Kentucky ____ W ____ 104-97 (ot)

11/15 ____ Northern Illinois ____ W ____ 105-80

11/19 ____ Western Michigan ____ W ____ 79-56

Puerto Rico Classic (Puerto Rico)

11/22 ____ vs. Morgan State ____ W ____ 90-46

11/23 ____ vs. Charlotte ____ W ____ 77-64

11/25 ____ vs. Elon ____ W ____ 74-61

Big Ten/ACC Challenge (Iowa City)

11/29 ____ #13 Florida State ____ L ____ 93-94

12/3 ____ Samford ____ W ____ 80-59

12/6 ____ at Iowa State ____ W ____ 61-55

12/9 ____ Arkansas-Pine Bluff ____ W ____ 85-45

12/17 ____ at Northern Iowa ____ W ____ 71-47

12/21 ____ Drake ____ W ____ 79-66

12/28 ____ at Wisconsin ____ W ____ 56-45

12/31 ____ #19 Michigan ____ W ____ 82-72

1/4 ____ at #13 Maryland ____ L ____ 64-80

1/7 ____ at Illinois ____ W ____ 84-71

1/13 ____ Purdue ____ L ____ 70-76

1/16 ____ at Nebraska ____ L ____ 65-74

1/21 ____ at Minnesota ____ L ____ 72-77

1/25 ____ #14 Ohio State ____ W ____ 103-89

1/28 ____ Nebraska ____ L ____ 74-92

2/1 ____ at Michigan State ____ W ____ 71-68 (ot)

2/4 ____ Minnesota ____ W ____ 92-84

2/8 ____ Penn State ____ W ____ 80-76

2/11 ____ at Northwestern ____ W ____ 70-61

2/18 ____ Wisconsin ____ W ____ 88-61

2/21 ____ at Rutgers ____ W ____ 77-67 (ot)

2/24 ____ Indiana ____ W ____ 75-62

Big Ten Tournament (Indianapolis, IN)

3/1 ____ vs. Northwestern ____ W ____ 55-45

3/2 ____ vs. Minnesota ____ L ____ 89-90

NCAA Championships - 1st Round (Los Angeles, CA)

3/17 ____ vs. Creighton ____ L ____ 70-76

2018-19

(29-7, 14-4 - Lisa Bluder)

Date ____ Opponent ____ W-L ____ Score

11/09 ____ Oral Roberts ____ W ____ 90-77

11/13 ____ at Western Kentucky ____ W ____ 104-67

11/17 ____ N.C. Central ____ W ____ 106-39

2018 Junkanoo Jam (Bimini, Bahamas)

11/23 ____ vs. #25/20 W. Virginia ____ W ____ 84-81

11/24 ____ vs. Florida State ____ L ____ 67-71

ACC/Big Ten Challenge (South Bend, IN)

11/29 ____ at #1 Notre Dame ____ L ____ 71-105

12/02 ____ Robert Morris ____ W ____ 92-63

Iowa Corn Cy-Hawk Series (Iowa City)

12/05 ____ Iowa State ____ W ____ 73-70

12/08 ____ IUPUI ____ W ____ 72-58

12/16 ____ UNI ____ W ____ 83-57

12/21 ____ at Drake ____ W ____ 91-82

12/30 ____ at #21/22 Michigan St. ____ L ____ 70-84

1/03 ____ Nebraska ____ W ____ 77-71

1/07 ____ Wisconsin ____ W ____ 71-53

1/10 ____ at Purdue ____ L ____ 57-62

1/14 ____ at #23/20 Minnesota ____ W ____ 81-63

1/17 ____ Michigan ____ W ____ 75-61

1/20 ____ at Illinois ____ W ____ 94-75

1/23 ____ #14/18 Rutgers ____ W ____ 72-66

1/27 ____ Purdue ____ W ____ 72-58

2/1 ____ at Michigan ____ L ____ 81-90

2/3 ____ at Penn State ____ W ____ 81-61

2/7 ____ Michigan State ____ W ____ 86-71

2/10 ____ at Ohio State ____ W ____ 78-52

2/14 ____ Illinois ____ W ____ 88-66

2/17 ____ #7/8 Maryland ____ W ____ 86-73

2/21 ____ at Indiana ____ L ____ 73-75

2/25 ____ at Nebraska ____ W ____ 74-58

3/3 ____ Northwestern ____ W ____ 74-50

Big Ten Tournament (Indianapolis, IN)

3/8 ____ vs. Indiana ____ W ____ 70-61

3/9 ____ vs. Rutgers ____ W ____ 72-67

3/10 ____ vs. #8 Maryland ____ W ____ 90-76

NCAA Championships - 1st Round (Iowa City)

3/22 ____ Mercer ____ W ____ 66-61

NCAA Championships - 2nd Round (Iowa City)

3/24 ____ Missouri ____ W ____ 68-52

NCAA Championships - Sweet 16 (Greensboro, NC)

3/30 ____ vs. #10 NC State ____ W ____ 79-61

NCAA Championships - Elite 8 (Greensboro, NC)

4/1 ____ vs. #1 Baylor ____ L ____ 53-85

2019-20

(23-7, 14-4 - Lisa Bluder)

Date ____ Opponent ____ W-L ____ Score

11/7 ____ Florida Atlantic ____ W ____ 85-53

11/14 ____ North Alabama ____ W ____ 86-81

11/17 ____ at UNI ____ L ____ 66-88

11/20 ____ Princeton ____ W ____ 77-75 (ot)

2019 Puerto Rico Clasico (San Juan, Puerto Rico)

11/27 ____ vs. Cincinnati ____ W ____ 69-61

11/28 ____ vs. Towson ____ W ____ 100-72

11/30 ____ vs. Washington ____ L ____ 63-70

ACC/Big Ten Challenge (Iowa City)

12/4 ____ Clemson ____ W ____ 74-60

Iowa Corn Cy-Hawk Series (Ames, IA)

12/11 ____ at Iowa State ____ W ____ 75-69

12/14 ____ NC Central ____ W ____ 102-50

12/21 ____ Drake ____ W ____ 79-67

12/28 ____ at Nebraska ____ L ____ 69-78

12/31 ____ Illinois ____ W ____ 108-72

1/5 ____ at Northwestern ____ W ____ 77-51

1/9 ____ #17/16 Maryland ____ W ____ 66-61

1/12 ____ #12/13 Indiana ____ W ____ 91-85 (2ot)

1/16 ____ at Minnesota ____ W ____ 76-75

1/19 ____ at Wisconsin ____ W ____ 85-78

1/23 ____ Ohio State ____ W ____ 77-68

1/26 ____ Michigan State ____ W ____ 74-57

1/30 ____ at Penn State ____ W ____ 77-66

2/2 ____ at Michigan ____ L ____ 63-78

2/6 ____ Nebraska ____ W ____ 76-60

2/9 ____ at Purdue ____ W ____ 83-71

2/13 ____ at #10 Maryland ____ L ____ 59-93

2/16 ____ Wisconsin ____ W ____ 97-71

2/22 ____ Penn State ____ W ____ 100-57

2/27 ____ Minnesota ____ W ____ 90-82

3/1 ____ at Rutgers ____ L ____ 74-78 (ot)

Big Ten Tournament (Indianapolis, IN)

3/6 ____ vs. Ohio State ____ L ____ 66-87

**The 2020 NCAA Tournament was canceled due to the COVID-19 Pandemic



IOWA WOMEN'S BASKETBALL

ALL-TIME RESULTS

2020-21

(20-10, 11-8 - Lisa Bluder)

Date	Opponent	W-L	Score
11/25	Northern Iowa	W	96-81
12/2	at Drake	W	103-97
12/5	Wisconsin	W	85-78

Iowa Corn Cy-Hawk Game (Iowa City)

12/9	#24 Iowa State	W	82-80
12/12	at Michigan State	L	82-86
12/22	Western Illinois	W	92-65
12/31	Rutgers	W	90-84
1/3	at Illinois	W	107-68
1/6	Minnesota	W	92-79
1/9	at #22/23 Northwestern	L	67-77
1/13	#15 Ohio State	L	82-84
1/18	Purdue	W	87-81
1/28	#23 Northwestern	L	80-87
1/31	at Minnesota	W	94-68
2/4	at Ohio State	L	87-92
2/7	#17 Indiana	L	72-85
2.11	Nebraska	W	88-81
2/18	Penn State	W	96-78
2/23	at #8 Maryland	L	93-111
2/25	Michigan	W	89-67
2/28	at Wisconsin	W	84-70
3/3	at Indiana	L	80-89
3/6	Nebraska	W	83-75

Big Ten Tournament (Indianapolis, IN)

3/10	vs. Purdue	W	83-72
3/11	vs. #19/23 Rutgers	W	73-62
3/12	vs. Michigan State	W	87-72
3/13	vs. #7/8 Maryland	L	84-104

NCAA Championships - 1st Round (San Antonio, TX)

3/21	vs. Central Michigan	W	87-72
------	----------------------	---	-------

NCAA Championships - 2nd Round (San Antonio, TX)

3/23	vs. Kentucky	W	86-72
------	--------------	---	-------

NCAA Championships - Sweet 16 (San Antonio, TX)

3/27	vs. Connecticut	L	72-92
------	-----------------	---	-------

2021-22

(24-8, 14-4 - Lisa Bluder)

Date	Opponent	W-L	Score
11/9	New Hampshire	W	93-50
11/11	Samford	W	91-54
11/14	at Northern Iowa	W	82-61
11/17	Southern University	W	87-67

ACC/Big Ten Challenge (Durham, NC)

12/2	at Duke	L	64-79
12/5	Michigan State	W	88-61

Iowa Corn Cy-Hawk Series (Ames, IA)

12/8	at #15/13 Iowa St	L	70-77
12/18	Central Florida	W	69-61
12/21	IUPUI	L	73-74
1/2	Evansville	W	93-56
1/6	Northwestern	L	69-77
1/9	at Nebraska	W	95-86
1/13	at Purdue	W	79-66
1/16	Nebraska	W	93-83
1/20	at Minnesota	W	105-49
1/23	Illinois	W	82-56
1/25	at Penn State	W	107-79
1/28	at Northwestern	W	72-67 (ot)
1/31	#23/19 Ohio State	L	88-92
2/3	at Wisconsin	W	84-50
2/6	at #6/5 Michigan	L	90-98
2/9	Minnesota	W	88-78
2/14	#15/14 Maryland	L	69-81
2/19	at #5/6 Indiana	W	96-91
2/21	#10/6 Indiana	W	88-82
2/24	at Rutgers	W	87-78
2/27	#6/5 Michigan	W	104-80

Big Ten Tournament (Indianapolis, IN)

3/4	vs. Northwestern	W	72-59
3/5	vs. Nebraska	W	83-66
3/6	vs. #14/12 Indiana	W	74-67

NCAA Championships - 1st Round (Iowa City)

3/18	Illinois State	W	98-58
------	----------------	---	-------

NCAA Championships - 2nd Round (Iowa City)

3/20	Creighton	L	62-64
------	-----------	---	-------

2022-23

(31-7, 15-3 - Lisa Bluder)

Date	Opponent	W-L	Score
11/7	Southern	W	87-34
11/10	Evansville	W	115-62
11/13	at Drake	W	92-86 (OT)
11/17	at Kansas State	L	83-84
11/20	Belmont	W	73-62

Phil Knight Legacy (Portland, OR)

11/25	vs. Oregon State	W	73-59
11/27	vs. #3/3 UConn	L	79-86

ACC/Big Ten Challenge (Iowa City)

12/1	vs. #12/11 NC State	L	81-94
12/4	at Wisconsin	W	102-71

Iowa Corn Cy-Hawk Game (Iowa City)

12/7	#10/8 Iowa State	W	70-57
12/10	Minnesota	W	87-64
12/18	Northern Iowa	W	88-74
12/21	Dartmouth	W	92-54
12/29	Purdue	W	83-68
1/1	at Illinois	L	86-90
1/7	at #14/19 Michigan	W	94-85
1/11	Northwestern	W	93-64
1/14	Penn State	W	108-67
1/18	at Michigan State	W	84-81 (OT)
1/23	at #2/2 Ohio State	W	83-72
1/28	Nebraska	W	80-76
2/2	#8/9 Maryland	W	96-82
2/5	at Penn State	W	95-51
2/9	at #2/3 Indiana	L	78-87
2/12	Rutgers	W	111-57
2/15	Wisconsin	W	91-61
2/18	at Nebraska	W	80-60
2/21	at #8/8 Maryland	L	68-96
2/26	#2/2 Indiana	W	86-85

Big Ten Tournament (Minneapolis, MN)

3/3	vs. Purdue	W	69-58
3/4	vs. #5/6 Maryland	W	89-84
3/5	vs. #14/14 Ohio State	W	105-72

NCAA Championships - 1st Round (Iowa City)

3/17	SE Louisiana	W	95-43
------	--------------	---	-------

NCAA Championships - 2nd Round (Iowa City)

3/19	Georgia	W	74-66
------	---------	---	-------

NCAA Championships - Sweet 16 (Seattle, WA)

3/24	Colorado	W	87-77
------	----------	---	-------

NCAA Championships - Elite 8 (Seattle, WA)

3/26	Louisville	W	97-83
------	------------	---	-------

NCAA Championships - Semifinals (Dallas, TX)

3/31	South Carolina	W	77-73
------	----------------	---	-------

NCAA Championships - Finals (Dallas, TX)

4/2	LSU	L	85-102
-----	-----	---	--------



YEAR-BY-YEAR INDIVIDUAL LEADERS

Scoring

Year	Player	Pts.	Avg.
1974-75	Kathy Peters	203	9.7
1975-76	Diana Williams	351	13.0
1976-77	Cindy Haugejorde	364	18.2
1977-78	Cindy Haugejorde	484	21.0
1978-79	Cindy Haugejorde	539	18.6
1979-80	Cindy Haugejorde	672	23.2
1980-81	Kim Howard	398	15.9
1981-82	Lisa Anderson	330	13.2
1982-83	Robin Anderson	350	12.9
1983-84	Lisa Becker	416	15.4
1984-85	Lisa Long	368	13.1
1985-86	Michelle Edwards	368	12.7
1986-87	Michelle Edwards	564	18.2
1987-88	Michelle Edwards	621	20.0
1988-89	Shanda Berry	497	16.6
1989-90	Franthea Price	614	21.2
1990-91	Toni Foster	475	15.8
1991-92	Toni Foster	448	15.5
1992-93	Toni Foster	487	15.7
1993-94	Necole Tunsil	477	17.0
1994-95	Tia Jackson	357	13.7
1995-96	Tiffany Gooden	481	14.1
1996-97	Angela Hamblin	318	13.3
1997-98	Tangela Smith	577	19.9
1998-99	Amy Herrig	504	18.7
1999-00	Lindsey Meder	516	19.1
2000-01	Lindsey Meder	523	16.9
2001-02	Lindsey Meder	491	16.9
2002-03	Kristi Faulkner	539	16.3
2003-04	Jamie Cavey	487	16.8
2004-05	Crystal Smith	556	16.8
2005-06	Crystal Smith	499	17.2
2006-07	Kristi Smith	402	13.4
2007-08	Kristi Smith	425	13.3
2008-09	Kristi Smith	422	13.2
2009-10	Kachine Alexander	432	16.0
2010-11	Jaime Printy	520	16.8
2011-12	Jaime Printy	388	16.9
2012-13	Morgan Johnson	490	14.4
2013-14	Bethany Doolittle	512	14.2
2014-15	Disterhoft/Dixon	503	14.8
2015-16	Ally Disterhoft	565	17.1
2016-17	Megan Gustafson	628	18.5
2017-18	Megan Gustafson	823	25.7
2018-19	Megan Gustafson	1,001	27.8
2019-20	Kathleen Doyle	544	18.1
2020-21	Caitlin Clark	799	26.6
2021-22	Caitlin Clark	863	27.0
2022-23	Caitlin Clark	1,055	27.8

Rebounding

Year	Player	Reb.	Avg.
1974-75	Margie Rubow	135	6.4
1975-76	Jenni Mayer	196	9.3
1976-77	Cindy Haugejorde	237	11.9
1977-78	Cindy Haugejorde	300	13.0
1978-79	Cindy Haugejorde	235	8.1
1979-80	Cindy Haugejorde	295	10.2
1980-81	Kim Howard	168	6.7
1981-82	Kim Howard	169	6.8
1982-83	Donna Freitag	183	6.8
1983-84	Lynn Kennedy	189	7.6
1984-85	Lisa Long	267	9.5
1985-86	Lisa Long	200	8.3
1986-87	Lisa Long	282	9.1
1987-88	Shanda Berry	263	8.5
1988-89	Shanda Berry	276	9.2
1989-90	Franthea Price	207	7.1
1990-91	Toni Foster	247	8.2
1991-92	Toni Foster	243	8.4
1992-93	Toni Foster	254	8.2
1993-94	Virgie Dillingham	202	7.2
1994-95	Tangela Smith	136	7.5
1995-96	Tangela Smith	218	7.0
1996-97	Angela Hamblin	163	6.8
1997-98	Tangela Smith	244	8.4
1998-99	Amy Herrig	306	11.3
1999-00	Randi Peterson	220	8.1
2000-01	Randi Peterson	273	8.8
2001-02	Jerica Watson	264	9.4
2002-03	Jennie Lillis	239	7.2
2003-04	Jennie Lillis	180	6.2
2004-05	Krista VandeVenter	252	7.6
2005-06	Krista VandeVenter	237	8.2
2006-07	Jenee Graham	234	7.8
2007-08	Johanna Solverson	162	5.1
2008-09	Kachine Alexander	282	8.8
2009-10	Kachine Alexander	281	10.4
2010-11	Kachine Alexander	295	9.5
2011-12	Samantha Logic	220	7.1
2012-13	Morgan Johnson	256	7.5
2013-14	Samantha Logic	238	6.6
2014-15	Bethany Doolittle	239	7.0
2015-16	Megan Gustafson	225	6.8
2016-17	Megan Gustafson	343	10.1
2017-18	Megan Gustafson	411	12.8
2018-19	Megan Gustafson	481	13.4
2019-20	Amanda Ollinger	253	8.4
2020-21	McKenna Warnock	232	8.0
2021-22	Caitlin Clark	256	8.0
2022-23	Caitlin Clark	270	7.1

Assists

Year	Player	Ast.	Avg.
1974-75	Diana Williams	17	.85
1975-76	Shirley Vargason	40	1.5
1976-77	Shirley Vargason	48	1.8
1977-78	Cindy Haugejorde	56	2.4
1978-79	Unavailable		
1979-80	Sue Beckwith	96	3.3
1980-81	Unavailable		
1981-82	R. Anderson	66	2.6
1982-83	Lisa Anderson	80	2.9
1983-84	Lisa Anderson	128	4.7
1984-85	Maureen McAlpine	89	3.3
1985-86	Michelle Edwards	98	3.3
1986-87	Michelle Edwards	123	4.0
1987-88	Michelle Edwards	140	4.5
1988-89	Jolette Law	132	4.3
1989-90	Jolette Law	122	4.2
1990-91	Steph Schueler	122	4.2
1991-92	Laurie Aaron	123	4.2
1992-93	Laurie Aaron	120	3.9
1993-94	Arnedo Yarbrough	97	3.5
1994-95	Karen Clayton	93	3.3
1995-96	Karen Clayton	113	4.3
1996-97	Nadine Domond	135	4.5
1997-98	Nadine Domond	111	3.8
1998-99	Cara Consuegra	153	5.8
1999-00	Cara Consuegra	138	5.1
2000-01	Cara Consuegra	191	6.2
2001-02	Kristi Faulkner	95	3.3
2002-03	April Calhoun	153	4.6
2003-04	Jennie Lillis	92	3.2
2004-05	Johanna Solverson	136	4.1
2005-06	Crystal Smith	98	3.4
2006-07	Kristi Smith	124	4.1
2007-08	Johanna Solverson	107	3.3
2008-09	Kachine Alexander	121	3.8
2009-10	Kachine Alexander	98	3.6
2010-11	Kamille Wahlin	117	3.8
2011-12	Samantha Logic	136	4.4
2012-13	Samantha Logic	217	6.4
2013-14	Samantha Logic	269	7.5
2014-15	Samantha Logic	276	8.1
2015-16	Tania Davis	111	3.4
2016-17	Kathleen Doyle	77	4.8
2017-18	Kathleen Doyle	199	6.6
2018-19	Kathleen Doyle	170	5.9
2019-20	Kathleen Doyle	189	6.3
2020-21	Caitlin Clark	214	7.1
2021-22	Caitlin Clark	257	8.0
2022-23	Caitlin Clark	327	8.6



IOWA WOMEN'S BASKETBALL

YEAR-BY-YEAR INDIVIDUAL LEADERS

Steals

Year	Player	Steals	Avg.
1983-84	Lisa Anderson	50	1.9
1984-85	Michelle Edwards	36	1.3
1985-86	Lynn Kennedy	79	2.7
1986-87	Michelle Edwards	70	2.3
1987-88	Michelle Edwards	89	2.9
1988-89	Franthea Price	95	3.0
1989-90	Franthea Price	84	2.9
1990-91	Steph Schueler	76	2.6
1991-92	Laurie Aaron	101	3.5
1992-93	Laurie Aaron	122	3.9
1993-94	Virgie Dillingham	36	1.3
1994-95	Tia Jackson	45	1.7
1995-96	Karen Clayton	40	1.5
1996-97	Nadine Domond	64	2.1
1997-98	Nadine Domond	44	1.5
1998-99	Cara Consuegra	38	1.4
1999-00	Cara Consuegra	54	2.0
2000-01	Cara Consuegra	61	2.0
2001-02	Jerica Watson	72	2.6
2002-03	Jennie Lillis	66	2.0
2003-04	Jennie Lillis	56	1.9
2004-05	Crystal Smith	80	2.4
2005-06	Crystal Smith	70	2.4
2006-07	Kristi Smith	49	1.6
2007-08	Kristi Smith	36	1.1
2008-09	Kristi Smith	31	1.0
2009-10	Kachine Alexander	42	1.6
2010-11	Kachine Alexander	53	1.7
2011-12	Jaime Printy	46	2.0
2012-13	Samantha Logic	62	1.8
2013-14	Samantha Logic	88	2.4
2014-15	Samantha Logic	63	1.9
2015-16	Whitney Jennings	42	1.3
2016-17	Kathleen Doyle	71	2.1
2017-18	Kathleen Doyle	46	1.5
2018-19	Kathleen Doyle	66	2.3
2019-20	Kathleen Doyle	55	1.8
2020-21	Gabbie Marshall	57	1.9
2021-22	Caitlin Clark	47	1.5
2022-23	Gabbie Marshall	62	1.6

FG Percentage (Min. 100 attempts)

Year	Player	FG-FGA	Pct.
1974-75	Becky Moessner	68-140	.486
1975-76	Lynn Oberbilling	46-114	.403
1976-77	Diane Wilson	66-122	.540
1977-78	Cindy Haugejorde	194-445	.435
1978-79	Cindi Gaule	90-163	.552
1979-80	Cindy Haugejorde	283-570	.496
1980-81	Kim Howard	145-292	.497
1981-82	Donna Freitag	80-176	.455
1982-83	Donna Freitag	146-323	.452
1983-84	Lisa Becker	184-315	.584
1984-85	Lisa Long	165-310	.532
1985-86	Lisa Becker	135-255	.529
1986-87	Michelle Edwards	242-451	.537
1987-88	Michelle Edwards	265-457	.580
1988-89	Shanda Berry	205-368	.557
1989-90	Stephanie Schueler	137-266	.515
1990-91	Toni Foster	189-341	.554
1991-92	Cathy Marx	71-106	.670
1992-93	Cathy Marx	80-145	.552
1993-94	Cathy Marx	139-251	.554
1994-95	Tangela Smith	102-225	.453
1995-96	Shannon Perry	63-126	.500
1996-97	Tangela Smith	149-280	.532
1997-98	Tangela Smith	240-429	.559
1998-99	Amy Herring	185-370	.500
1999-00	Lindsey Meder	191-459	.416
2000-01	Randi Peterson	162-303	.535
2001-02	Jennie Lillis	152-283	.537
2002-03	Jamie Cavey	73-114	.640
2003-04	Jamie Cavey	190-338	.562
2004-05	Jamie Cavey	220-399	.551
2005-06	Megan Skouby	161-292	.551
2006-07	Nicole VanderPol	56-114	.491
2007-08	Megan Skouby	115-228	.504
2008-09	JoAnn Hamlin	83-169	.491
2009-10	Morgan Johnson	124-250	.496
2010-11	Morgan Johnson	132-276	.478
2011-12	Morgan Johnson	179-236	.549
2012-13	Morgan Johnson	190-359	.529
2013-14	Bethany Doolittle	226-409	.553
2014-15	Bethany Doolittle	206-422	.488
2015-16	Megan Gustafson	144-260	.554
2016-17	Megan Gustafson	260-402	.647
2017-18	Megan Gustafson	320-477	.671
2018-19	Megan Gustafson	412-592	.696
2019-20	Monika Czinano	201-296	.679
2020-21	Monika Czinano	254-380	.668
2021-22	Monika Czinano	277-408	.679
2022-23	Monika Czinano	271-402	.674

3-PT FG Percentage (Min. 40 attempts)

Year	Player	3PT-3PTA	Pct.
1987-88	Franthea Price	28-46	.608
1988-89	Franthea Price	22-67	.328
1989-90	Franthea Price	47-108	.451
1990-91	Steph Schueler	30-79	.380
1991-92	Laurie Aaron	12-59	.203
1992-93	Laurie Aaron	24-68	.353
1993-94	Nicole Tunsil	23-56	.411
1994-95	Tiffany Gooden	27-87	.310
1995-96	Tiffany Gooden	24-66	.364
1996-97	Mary Berdo	21-60	.350
1997-98	Nadine Domond	46-152	.303
1998-99	Lindsey Meder	49-114	.449
1999-00	Lindsey Meder	60-162	.370
2000-01	Leah Magner	48-121	.397
2001-02	Lindsey Meder	84-194	.433
2002-03	Jenna Armstrong	29-84	.345
2003-04	Kristi Faulkner	57-129	.442
2004-05	Crystal Smith	49-136	.360
2005-06	Kristi Smith	22-53	.415
2006-07	Kristi Smith	45-91	.495
2007-08	Wendy Ausdemore	78-171	.456
2008-09	Kristi Smith	65-157	.414
2009-10	Kelly Krei	55-136	.404
2010-11	Jaime Printy	70-183	.383
2011-12	Kamille Wahlin	64-173	.370
2012-13	Melissa Dixon	78-196	.398
2013-14	Theairra Taylor	48-129	.372
2014-15	Melissa Dixon	124-275	.451
2015-16	Ally Disterhoft	43-104	.413
2016-17	Makenzie Meyer	42-118	.356
2017-18	Tania Davis	21-51	.412
2018-19	Tania Davis	53-137	.387
2019-20	McKenna Warnock	29-66	.439
2020-21	Gabbie Marshall	57-121	.471
2021-22	Tomi Taiwo	27-58	.466
2022-23	Taylor McCabe	20-48	.417



FT Percentage (Min. 50 attempts)

Year	Player	FT-FTA	Pct.
1974-75	Kathy Peters	21-50	.420
1975-76	Kathy Peters	45-77	.584
1976-77	Cindy Haugejorde	52-75	.693
1977-78	Lynn Oberbilling	56-66	.848
1978-79	Cyndi Gaule	65-81	.802
1979-80	Cindy Haugejorde	106-131	.809
1980-81	Lisa Anderson	71-84	.845
1981-82	Melinda Hippen	49-62	.790
1982-83	Kristen Johnson	46-59	.780
1983-84	Lisa Anderson	52-71	.732
1984-85	Lisa Becker	52-75	.693
1985-86	Michelle Edwards	56-74	.757
1986-87	Michelle Edwards	80-108	.741
1987-88	Jolynn Schneider	91-130	.700
1988-89	Franthea Price	61-84	.726
1989-90	Franthea Price	85-104	.817
1990-91	Stephanie Schueler	45-57	.790
1991-92	Laurie Aaron	74-104	.712
1992-93	Tia Jackson	75-95	.790
1993-94	Necole Tunsil	23-56	.803
1994-95	Tia Jackson	86-106	.811
1995-96	Nadine Domond	67-84	.798
1996-97	Angela Hamblin	45-63	.714
1997-98	Amy Herrig	103-125	.824
1998-99	Amy Herrig	133-169	.787
1999-00	Cara Consuegra	122-149	.819
2000-01	Lindsey Meder	101-113	.894
2001-02	Lindsey Meder	61-77	.792
2002-03	Kristi Faulkner	145-165	.879
2003-04	Kristi Faulkner	92-106	.868
2004-05	Crystal Smith	93-121	.769
2005-06	Crystal Smith	125-147	.850
2006-07	Wendy Ausdemore	55-61	.902
2007-08	Kristi Smith	86-108	.796
2008-09	Wendy Ausdemore	52-57	.912
2009-10	Jaime Printy	83-94	.883
2010-11	Jaime Printy	114-132	.864
2011-12	Jaime Printy	111-125	.888
2012-13	Jaime Printy	135-146	.925
2013-14	Melissa Dixon	70-78	.897
2014-15	Melissa Dixon	51-57	.895
2015-16	Chase Coley	60-74	.811
2016-17	Megan Gustafson	108-137	.788
2017-18	Makenzie Meyer	52-57	.912
2018-19	Makenzie Meyer	45-51	.882
2019-20	Makenzie Meyer	75-89	.843
2020-21	Caitlin Clark	151-176	.858
2021-22	Caitlin Clark	200-227	.881
2022-23	Caitlin Clark	239-285	.839



Cindy Haugejorde led the team in scoring and rebounding four consecutive seasons (1977-80).



Kathleen Doyle led the team in both steals and assists four consecutive seasons (2017-20).



Jaime Printy led the team in free throw percentage four consecutive seasons (2010-13).



IOWA WOMEN'S BASKETBALL

YEAR-BY-YEAR TEAM STATISTICS

Scoring

Year	Iowa Pts.	Avg.	Opponent	Avg.
1974-75	1048	49.9	Unavailable	
1975-76	1548	55.2	Unavailable	
1976-77	1387	66.0	Unavailable	
1977-78	1631	70.9	Unavailable	
1978-79	2220	76.5	Unavailable	
1979-80	1986	68.5	Unavailable	
1980-81	1816	72.6	1946	77.8
1981-82	1559	62.4	1818	72.7
1982-83	1694	62.7	1916	70.9
1983-84	1777	65.8	1588	58.8
1984-85	1797	64.2	1552	55.4
1985-86	1935	66.7	1654	57.0
1986-87	2203	71.1	1764	56.9
1987-88	2406	77.6	1785	57.6
1988-89	2409	75.3	1912	59.8
1989-90	2210	76.2	1679	57.9
1990-91	2035	67.8	1777	59.2
1991-92	2051	70.7	1681	58.0
1992-93	2258	72.8	1683	54.3
1993-94	1788	63.9	1617	57.8
1994-95	1644	58.7	1641	58.6
1995-96	2150	69.4	1842	59.4
1996-97	2018	67.3	1798	59.9
1997-98	1987	68.5	1887	65.1
1998-99	1900	70.4	1955	72.4
1999-00	1816	67.3	1910	70.7
2000-01	1927	76.7	1830	69.6
2001-02	2209	76.2	2032	70.1
2002-03	2376	72.0	2344	71.0
2003-04	2129	73.4	2130	73.4
2004-05	2304	69.8	2126	64.4
2005-06	2097	72.3	1913	66.0
2006-07	2034	67.8	2150	71.7
2007-08	2102	65.7	1925	60.2
2008-09	2176	68.0	2045	63.9
2009-10	2359	69.4	2273	66.9
2010-11	2201	71.0	1982	63.9
2011-12	2212	71.4	2042	65.9
2012-13	2296	67.5	2123	62.4
2013-14	2814	78.2	2496	69.3
2014-15	2703	79.5	2469	72.6
2015-16	2416	73.2	2353	71.3
2016-17	2588	76.1	2338	68.8
2017-18	2518	78.7	2204	68.9
2018-19	2821	78.4	2422	67.3
2019-20	2384	79.5	2114	70.5
2020-21	2583	86.1	2409	80.3
2021-22	2695	84.2	2247	70.2
2022-23	3316	87.3	2727	71.8

Rebounding

Year	Iowa Reb.	Avg.	Opponent	Avg.
1974-75	654	31.1	Unavailable	
1975-76	1131	40.3	Unavailable	
1976-77	744	35.4	Unavailable	
1977-78	965	41.9	Unavailable	
1978-79	1173	40.4	Unavailable	
1979-80	1089	37.6	Unavailable	
1980-81	983	39.0	1257	50.0
1981-82	973	38.9	1085	43.4
1982-83	972	36.0	1199	44.4
1983-84	1016	37.6	917	33.9
1984-85	1105	39.5	1016	36.3
1985-86	1051	36.2	1008	34.7
1986-87	1163	37.5	1060	34.2
1987-88	1210	39.0	1087	35.1
1988-89	1224	38.3	1061	33.2
1989-90	1129	38.9	1002	34.6
1990-91	1155	38.5	1042	34.7
1991-92	1129	38.9	1018	35.1
1992-93	1297	41.8	1046	33.7
1993-94	1086	38.8	966	34.5
1994-95	1144	40.9	1066	38.1
1995-96	1298	41.9	1147	37.0
1996-97	1103	36.8	983	32.8
1997-98	1156	37.5	1083	34.7
1998-99	1022	37.9	965	35.7
1999-00	1067	39.5	1059	39.2
2000-01	1203	38.8	1148	37.0
2001-02	1167	40.2	1059	36.5
2002-03	1275	38.6	1222	37.0
2003-04	1048	36.1	1094	37.7
2004-05	1226	37.2	1091	33.1
2005-06	1034	35.7	1068	36.8
2006-07	1055	35.2	1033	34.4
2007-08	1185	37.0	1067	33.3
2008-09	1212	37.9	1163	36.3
2009-10	1300	38.2	1230	36.2
2010-11	1238	39.9	1127	36.4
2011-12	1229	39.6	1182	38.1
2012-13	1303	38.3	1296	38.1
2013-14	1308	36.3	1357	37.7
2014-15	1238	36.4	1393	41.0
2015-16	1254	38.0	1219	36.9
2016-17	1334	39.2	1267	37.3
2017-18	1351	42.2	1140	35.6
2018-19	1365	37.9	1195	33.2
2019-20	1091	36.4	1122	37.4
2020-21	1068	35.6	1070	35.7
2021-22	1227	38.3	1131	35.3
2022-23	1456	38.3	1295	34.1

Assists

Year	Iowa	Avg.	Opponent	Avg.
1979-80	369	12.7	Unavailable	
1980-81	329	13.2	396	15.8
1981-82	287	19.1	362	24.1
1982-83	300	11.1	380	14.0
1983-84	439	16.3	340	12.6
1984-85	387	13.8	316	11.3
1985-86	452	15.5	317	10.9
1986-87	512	16.5	397	12.8
1987-88	461	14.9	296	9.5
1988-89	492	15.4	373	11.7
1989-90	465	16.0	309	10.7
1990-91	494	16.5	402	13.4
1991-92	490	16.9	320	11.0
1992-93	393	12.7	292	9.4
1993-94	431	15.4	326	11.6
1994-95	364	12.9	371	13.3
1995-96	428	16.5	315	12.1
1996-97	471	15.7	342	11.4
1997-98	463	16.0	368	12.7
1998-99	432	16.6	435	16.7
1999-00	345	12.8	409	15.1
2000-01	572	18.5	435	14.0
2001-02	518	17.9	407	14.0
2002-03	567	17.2	468	14.2
2003-04	485	16.7	434	15.0
2004-05	531	16.1	463	14.0
2005-06	486	16.8	422	14.6
2006-07	479	16.0	445	14.8
2007-08	501	15.7	366	11.4
2008-09	488	15.3	400	12.5
2009-10	466	13.7	501	14.7
2010-11	444	14.3	411	13.3
2011-12	514	16.6	387	12.5
2012-13	534	15.7	418	12.3
2013-14	644	17.9	487	13.5
2014-15	614	18.1	516	15.2
2015-16	529	16.0	470	14.2
2016-17	600	17.6	410	12.1
2017-18	686	21.4	393	12.3
2018-19	775	21.5	482	13.4
2019-20	599	20.0	459	15.3
2020-21	604	20.1	499	16.6
2021-22	627	19.6	414	12.9
2022-23	794	20.9	538	14.2



YEAR-BY-YEAR TEAM STATISTICS

Steals

Year	Iowa	Avg.	Opponent	Avg.
1981-82	172	6.9	191	7.6
1982-83	251	9.3	250	9.2
1983-84	258	9.6	194	7.2
1984-85	206	7.3	145	5.1
1985-86	298	10.2	148	5.1
1986-87	328	10.6	171	5.5
1987-88	393	12.7	175	5.6
1988-89	414	12.9	221	6.9
1989-90	349	12.0	158	5.5
1990-91	301	10.0	248	8.3
1991-92	365	12.6	187	6.4
1992-93	345	11.1	200	6.5
1993-94	211	7.5	191	12.0
1994-95	240	8.6	217	7.8
1995-96	216	8.3	191	7.3
1996-97	247	8.2	217	7.2
1997-98	196	6.8	223	7.7
1998-99	166	6.3	220	8.4
1999-00	189	7.0	204	7.6
2000-01	299	9.6	231	7.5
2001-02	225	7.8	272	9.4
2002-03	289	8.8	338	10.2
2003-04	244	8.4	288	9.9
2004-05	292	8.8	314	9.5
2005-06	255	8.8	254	8.8
2006-07	184	6.1	263	8.8
2007-08	195	6.1	275	8.6
2008-09	162	5.1	241	7.5
2009-10	212	6.2	261	7.7
2010-11	190	6.1	212	6.8
2011-12	225	7.3	272	8.8
2012-13	255	7.5	266	7.8
2013-14	310	8.6	255	7.1
2014-15	245	7.2	231	6.8
2015-16	200	6.1	279	8.5
2016-17	231	6.8	310	9.1
2017-18	184	5.8	293	9.2
2018-19	224	6.2	271	7.5
2019-20	231	7.7	231	7.7
2020-21	205	6.8	224	7.5
2021-22	229	7.2	243	7.6
2022-23	285	7.5	316	8.3

FG Percentage

Year	Iowa	Pct.	Opponent	Pct.
1974-75	453-1177	.385	Unavailable	
1975-76	664-2056	.323	Unavailable	
1976-77	581-1461	.397	Unavailable	
1977-78	651-1610	.404	Unavailable	
1978-79	893-1967	.453	Unavailable	
1979-80	819-1931	.424	Unavailable	
1980-81	739-1707	.433	820-1821	.450
1981-82	625-1576	.397	731-1632	.448
1982-83	685-1729	.396	792-1733	.457
1983-84	745-1621	.460	630-1498	.420
1984-85	774-1679	.461	605-1562	.387
1985-86	846-1737	.487	639-1541	.415
1986-87	928-1919	.484	701-1677	.418
1987-88	997-2009	.496	687-1757	.391
1988-89	977-2018	.484	747-1760	.424
1989-90	893-1922	.465	632-1518	.416
1990-91	822-1732	.475	668-1661	.402
1991-92	842-1793	.470	597-1528	.391
1992-93	890-1943	.458	657-1711	.384
1993-94	709-1651	.429	584-1493	.391
1994-95	618-1640	.377	580-1502	.386
1995-96	809-1915	.423	661-1750	.378
1996-97	801-1721	.465	634-1589	.349
1997-98	769-1662	.463	668-1658	.403
1998-99	720-1612	.447	745-1664	.448
1999-00	649-1685	.385	669-1569	.426
2000-01	847-1927	.440	783-1830	.428
2001-02	788-1773	.444	747-1784	.419
2002-03	854-1943	.440	873-2061	.424
2003-04	760-1739	.437	786-1787	.440
2004-05	858-1831	.469	814-1998	.407
2005-06	754-1655	.456	742-1789	.415
2006-07	708-1657	.427	786-1760	.447
2007-08	766-1736	.441	688-1820	.378
2008-09	759-1758	.432	779-2009	.388
2009-10	819-1975	.415	830-2039	.407
2010-11	749-1831	.409	750-1894	.396
2011-12	777-1856	.419	739-1917	.385
2012-13	832-1968	.423	73-2052	.372
2013-14	1005-2181	.461	886-2181	.406
2014-15	985-2158	.456	902-2157	.418
2015-16	882-1949	.453	900-2139	.421
2016-17	953-2024	.471	882-2259	.390
2017-18	940-1923	.489	831-2217	.375
2018-19	1085-2107	.515	941-2344	.401
2019-20	853-1758	.485	785-1958	.401
2020-21	949-1849	.513	905-2033	.445
2021-22	988-1968	.502	828-2126	.389
2022-23	1187-2325	.511	996-2481	.401

3-PT FG Percentage

Year	Iowa	Pct.	Opponent	Pct.
1987-88	33-86	.384	41-178	.230
1988-89	35-100	.350	78-180	.433
1989-90	80-200	.400	73-199	.367
1990-91	34-108	.315	68-212	.321
1991-92	18-90	.200	107-313	.313
1992-93	42-143	.294	96-314	.306
1993-94	51-139	.367	125-401	.312
1994-95	78-284	.275	96-356	.270
1995-96	74-216	.343	97-303	.320
1996-97	74-256	.289	128-414	.309
1997-98	63-221	.285	139-366	.380
1998-99	93-247	.377	116-385	.301
1999-00	122-388	.314	119-318	.374
2000-01	175-473	.370	121-437	.277
2001-02	199-554	.359	125-394	.317
2002-03	156-497	.314	177-550	.322
2003-04	176-483	.364	156-459	.340
2004-05	155-452	.343	204-565	.361
2005-06	142-395	.359	141-477	.296
2006-07	157-391	.402	174-501	.347
2007-08	197-506	.389	154-527	.292
2008-09	196-537	.365	167-539	.369
2009-10	269-729	.369	210-612	.343
2010-11	225-705	.319	173-557	.311
2011-12	212-669	.317	175-545	.321
2012-13	192-579	.332	190-635	.299
2013-14	247-739	.334	224-690	.325
2014-15	274-696	.394	216-644	.335
2015-16	200-608	.329	195-586	.333
2016-17	196-630	.311	189-635	.298
2017-18	174-493	.353	226-731	.309
2018-19	201-575	.350	231-755	.306
2019-20	238-640	.372	203-659	.308
2020-21	289-709	.408	250-724	.345
2021-22	237-675	.351	226-756	.299
2022-23	350-922	.380	271-894	.303



IOWA WOMEN'S BASKETBALL

YEAR-BY-YEAR TEAM STATISTICS

FT Percentage

Year	Iowa	Pct.	Opponent	Pct.
1974-75	142-302	.420	Unavailable	
1975-76	220-400	.550	Unavailable	
1976-77	225-403	.558	Unavailable	
1977-78	329-511	.643	Unavailable	
1978-79	434-663	.654	Unavailable	
1979-80	348-516	.667	Unavailable	
1980-81	338-455	.744	306-461	.664
1981-82	309-440	.702	356-531	.670
1982-83	324-467	.694	332-503	.660
1983-84	287-463	.620	328-491	.668
1984-85	249-415	.600	342-499	.685
1985-86	243-406	.599	377-565	.667
1986-87	347-555	.625	360-537	.670
1987-88	369-551	.670	368-539	.683
1988-89	420-618	.680	340-517	.658
1989-90	344-499	.689	342-508	.673
1990-91	357-556	.642	373-591	.631
1991-92	349-535	.652	380-585	.650
1992-93	436-647	.674	273-423	.645
1993-94	319-477	.669	324-484	.669
1994-95	330-512	.645	358-581	.663
1995-96	442-658	.672	404-575	.703
1996-97	342-487	.702	402-581	.692
1997-98	386-558	.692	412-596	.691
1998-99	367-544	.675	349-492	.709
1999-00	396-557	.711	453-633	.716
2000-01	510-709	.719	470-660	.712
2001-02	434-623	.697	413-576	.717
2002-03	512-689	.743	421-634	.664
2003-04	433-563	.769	402-570	.705
2004-05	433-615	.704	294-393	.748
2005-06	447-588	.760	288-415	.694
2006-07	461-585	.788	404-564	.716
2007-08	373-509	.733	395-560	.705
2008-09	462-583	.792	320-477	.671
2009-10	452-586	.771	403-554	.727
2010-11	478-628	.761	309-428	.722
2011-12	446-562	.794	389-563	.691
2012-13	440-582	.756	407-591	.689
2013-14	557-750	.743	500-691	.724
2014-15	459-633	.725	449-614	.731
2015-16	452-619	.730	358-512	.699
2016-17	486-662	.734	385-551	.699
2017-18	464-602	.771	316-471	.671
2018-19	450-582	.773	309-455	.679
2019-20	440-592	.743	341-493	.692
2020-21	396-495	.800	349-518	.674
2021-22	482-570	.846	365-516	.707
2022-23	592-771	.768	464-629	.738



Iowa ranked second in national total attendance in 2022-23. It was the highest attendance finish in the Lisa Bluder era.



For the first time in school history, Iowa eclipsed 100 points in three Big Ten games in the same season (2022), scoring 107 at Penn State, 105 at Minnesota and 104 versus Michigan.



ALL-TIME LETTERWINNERS

Name	Years	Hometown
Laurie Aaron	1989-93	Detroit, Mich.
Katie Abrahamson	1988-90	Cedar Rapids, Iowa
AJ Ediger	2021-present	Hudsonville, Mich.
Sydney Affolter	2021-present	Chicago, Ill.
Kachine Alexander	2008-11	Minneapolis, Minn.
Holly Andersen	1981-82	Morton Grove, Ill.
Lisa Anderson	1980-84	Oregon, Wis.
Robin Anderson	1980-85	Brandt, S.D.
Jenna Armstrong	2001-05	Stockton, Mo
Wendy Ausdemore	2005-09	Neola, Iowa
Cheryl Baker	1982-84	Grinnell, Kan.
Lisa Becker	1983-87	Cedar Rapids, Iowa
Sue Beckwith	1976-80	Boone, Iowa
Mary Berdo	1996-97, 1999-2001	Washington, Iowa
Shanda Berry	1985-89	Oelwein, Iowa
Tricia Blair	1983-87	McFarland, Wis.
Myesha Bledsoe	1999	Milwaukee, Wis.
Demetria Bright	1990-92	Lexington, Ky.
Beatrice Bullock	1998-2002	Anchorage, Alaska
Christina Buttenham	2015-17	Hamilton, Ontario, Canada
April Calhoun	2001-03	New Hope, Minn.
Jamie Cavey	2001-05	Mechanicsville, Iowa
Kelsey Cermak	2008-11	Norwalk, Iowa
Robin Christian	1985-89	Roxbury, Mass.
Megan Considine	2010-12	Byron, Ill.
Caitlin Clark	2020-present	West Des Moines, Iowa
Karen Clayton	1992-96	Raleigh, N.C.
Chase Coley	2015-18	Minneapolis, Minn.
Cara Consuegra	1997-2001	Mt. Airy, Md.
Logan Cook	2018-22	Iowa City, Iowa
Monika Czinano	2018-2023	Watertown, Minn.
Tania Davis	2015-19	Grand Blanc, Mich.
Connie Davis	1980-84	DeKalb, Ill.
Molly Davis	2022-present	Midland, Mich.
Virgie Dillingham	1990-94	Richmond, Ky.
Ally Disterhoft	2014-17	Iowa City, Iowa
Melissa Dixon	2012-15	Johnsburg, Ill.
Nadine Domond	1994-98	Bridgeport, Conn.
Bethany Doolittle	2012-15	Oakdale, Minn.
Kathleen Doyle	2016-20	LaGrange Park, Ill.
Hannah Draxten	2008-12	Fergus Falls, Minn.
Pam DuBose	1983-85	Detroit, Mich.
AJ Ediger	2021-present	Hudsonville, Mich.
Michelle Edwards	1984-88	Boston, Mass.
Simone Edwards	1993-97	Kingston, Jamaica
Abby Emmert	2004-08	Winterset, Iowa
Kristi Faulkner	2001-04	Glen Ellyn, Ill.
Kylie Feuerbach	2020-present	Sycamore, Ill.
Molly Finn	1978-81	Columbus, Ohio
Toni Foster	1989-93	Chicago, Ill.

Name	Years	Hometown
Donna Freitag	1981-83	Oregon, Wis.
Stacy Frese	1995-96	Cedar Rapids, Iowa
Marva Fuller	1984-88	Holly, Mich.
Angela Gallagher	1975-81	Chillicothe, Ill.
Cyndi Gaule	1978-81	Burlington, Iowa
Julie Genzen	1981-83	Bloomington, Ill.
Lindsay Geoffroy	2001-04	Los Alamitos, Calif.
Jeneé Graham	2004-08	Bolingbrook, Ill.
Tiffany Gooden	1994-98	Fort Wayne, Ind.
Sharon Goodman	2020-present	Lime Springs, Iowa
Connie Grauer	1982-86	Cherokee, Iowa
Megan Gustafson	2015-19	Port Wing, Wis.
Jada Gyamfi	2022-present	Johnston, Iowa
Felicia Hall	1987-91	Shreveport, La.
Angela Hamblin	1994-98	Gary, Ind.
JoAnn Hamlin	2008-10	Douglass, Kan.
Andrea Harmon	1990-94	Oklahoma City, Okla.
Kalli Hansen	2010-12	Olin, Iowa
Cindy Haugejorde	1976-80	Parkville, Minn.
Jane Heilskov	1979-81	Hampton, Iowa
Amy Herrig	1995-99	Dubuque, Iowa
Melinda Hippen	1980-82	Parkersburg, Iowa
Kim Howard	1978-82	Estherville, Iowa
Tia Jackson	1990-95	Mardela Springs, Md.
Patrice Jennings	1998-2000	Chicago, Ill.
Hillari Jennings	1999-2000	Manly, Iowa
Whitney Jennings	2015	Logansport, Ind.
Lauren Jensen	2020	Lakeville, Minn.
Cindy Johnson	1978-81	Indianola, Iowa
Kristen Johnson	1982-86	Rochester, MN
Morgan Johnson	2010-13	Platte City, MO
Virginia Johnson	2012	Iowa City, Iowa
Shante Jones	2008	Carroll, Ohio
Morgan Kasperek	2002-06	Hinsdale, Ill.
Alexa Kastanek	2014-17	Lincoln, Neb.
Darleen Kendel	1981-82	Barbeton, Ohio
Lynn Kennedy	1983-87	Irvington, N.J.
Ann Kildahl	1982-83	Tomah, Wis.
Carmen Kinrade	1978-79	Maquoketa, Iowa
Timicha Kirby	1994-95	Lynwood, Calif.
Kari Knopf	1997-98	Des Moines, Iowa
Susan Koering	1993-97	Stanwood, Iowa
Kelly Krei	2008-11	Iowa City, Iowa
Tagyn Larson	2016	Sioux Falls, S.D.
Jolette Law	1986-90	Florence, S.C.
Angie Lee	1980-84	Paxton, Ill.
Angie Lewis	1983-85	Largo, Md.
Jennie Lillis	2000-04	Urbandale, Iowa
Samantha Logic	2012-15	Racine, Wis.
Lisa Long	1983-87	Newark, N.J.



IOWA WOMEN'S BASKETBALL

ALL-TIME LETTERWINNERS

Name	Years	Hometown
Terri Lusignan	1978-82	Park Ridge, Ill.
Gabby Machado	2010	Pontiac, Mich.
Antonia Macklin	1991-95	Boston, Mass.
Leah Magner	1998-2002	Palmer, Alaska
Gabbie Marshall	2019-present	Cincinnati, Ohio
Kate Martin	2018-present	Edwardsville, Ill.
Cathy Marx	1990-94	East Moline, Ill.
Jenni Mayer	1975-77	Winthrop Harbor, Ill.
Taylor McCabe	2022-present	Fremont, Neb.
Maureen McAlpine	1982-86	Rochester, Minn.
Becca McCann	2000-04	Saginaw, Mich.
Erin McGrane	1977-80	Dubuque, Iowa
Tammy McKay	1983-87	McFarland, Wis.
Rena McMillon	1987-89	Pompano Beach, Fla.
Lindsey Meder	1998-2002	Solon, Iowa
Makenzie Meyer	2017-20	Mason City, Iowa
Megan Meyer	2019-21	Mason City, Iowa
Teresa Meyer	1975-79	Overland Park, Kan.
Becky Moessner	1975-78	Waterloo, Iowa
Carly Mohns	2015-18	Brodhead, Wis.
Barb Mueller	1975-80	Paullina, Iowa
Kim Nelson	1981-83	Denison, Iowa
Trisha Nesbitt	2010-13	Ames, Iowa
Jenny Noll	1993-97	Muscatine, Iowa
Lindsey Nyenhuis	2005-09	Grand Rapids, Mich.
Lynn Oberbillig	1975-78	Northampton, Mass.
Amber O'Brien	1999-2003	Worthington, Minn.
Addison O'Grady	2021-present	Aurora, Colo.
Lori Offergeld	1977-81	Chicago, Ill.
Amanda Ollinger	2017-20	Cedar Rapids, Iowa
Shannon Perry	1994-98	Carson, Calif.
Kali Peschel	2013-16	Sauk Centre, Minn.
Katharine Peters	1975-78	Dubuque, Iowa
Randi Peterson	1997-2001	Cedar Falls, Iowa
Laura Podolak	1998-2000	Basalt, Colo.
Ebone Pope	2004-06	Ottumwa, Iowa
Franthea Price	1986-90	River Rouge, Mich.
Jaime Printy	2010-13	Marion, Iowa
Cassandra Rahming	1988-92	W. Palm Beach, Fla.
Jody Ratigan	1986-90	Neola, Iowa
Erinn Reed	1993-94	Saginaw, Mich.
Tiffany Reedy	2002-06	Dysart, Iowa
Jackie Regel	1979-83	Glen Ellyn, Ill.
Joni Rensvold	1978-80	Cedar Falls, Iowa
Kathryn Reynolds	2012-15	Cincinnati, Ohio
Lindsay Richards	2002-03	Barrington, Ill.
Maureen Riopelle	1980-81	Appleton, Wis.
Sue Roeder	1978-81	Dubuque, Iowa
Jade Rogers	2011-12	Cedar Rapids, Iowa
Kris Rogers	1977-81	Iowa City, Iowa

Name	Years	Hometown
Margie Rubow	1975-78	Brighton, Colo.
Zion Sanders	2017-20	Evansville, Ind.
Stacy Schlapkohl	2004-08	Durant, Iowa
Hailey Schneden	2014-17	Davenport, Iowa
Jolynn Schneider	1984-88	Grosse Pointe, Mich.
Tracy Schrupp	1999-2003	Gillette, Wyo.
Stephanie Schueler	1987-91	Sioux Falls, S.D.
Alexis Sevillian	2017-20	Goodrich, Mich.
Becky Shrigley	1988-92	Nashua, N.H.
Laura Shawver	1975-79	San Francisco, Calif.
Megan Skouby	2005-09	Mentor, Ohio
Crystal Smith	2002-06	Haughton, La.
Kristi Smith	2005-09	Thornton, Colo.
Nicole Smith	2013-16	Rockton, Ill.
Tangela Smith	1994-98	Chicago, Ill.
Johanna Solverson	2002-05, '08	Lake Zurich, Ill.
Hannah Stewart	2016-19	Minot, N.D.
Hannah Stuelke	2022-present	Cedar Rapids, Iowa
Karen Swanson	1978-79	Unavailable
Tomi Taiwo	2018-22	Carmel, Ind.
LaTonya Tate	1988-92	Detroit, Mich.
Jill Taylor	1988-90	Ambler, Pa.
Theairra Taylor	2010-14	St. Paul, Minn.
Kathy Thomas	2013	Flint, Mich.
Molly Tideback	1990-93	Waterloo, Iowa
Claire Till	2013-16	Dubuque, Iowa
Kayla Timmerman	2013	Wayzata, Minn.
DeDe Towe	1976-80	Alburnett, Iowa
Necole Tunsil	1990-94	St. Petersburg, Fla.
Paula Valino Ramos	2018-20	Ourense, Spain
Nicole VanderPol	2005-09	Grundy Center, Iowa
Krista VandeVenter	2004-08	Osseo, Minn.
Chinyere Vann	1996-97	Brooklyn, N.Y.
Shirley Vargason	1975-78	St. Charles, Ill.
Polly Ven Horst	1976-82	Dallas, Texas
Amy Van Arkel	1998-2000	Cedar Falls, Iowa
Kamille Wahlin	2008-12	Crookston, Minn.
McKenna Warnock	2019-2023	Marshall, Wis.
Shateah Wetering	2020-2023	Montezuma, Iowa
Tracy Washington	1984-86	Philadelphia, Pa.
Jerica Watson	1998-2002	Milwaukee, Wis.
Lorelei Watts	1987-89	Rock Island, Ill.
Trisha Waugh	1988-91	Jefferson, Iowa
Melinda Welter	1975-79	Glen Ellyn, Ill.
Diana Williams	1975-80	Chicago, Ill.
Pam Williams	1984-88	Chicago, Ill.
Malikah Willis	1994-98	Cleveland, Ohio
Diane Wilson	1976-81	New London, Iowa
Kris Wistrom	1979-83	Des Moines, Iowa
Arnedo Yarbrough	1991-95	Racine, Wis.
Cheri Young	1979-82	Muscatine, Iowa



ALL-TIME JERSEY NUMBERS

#1

Amber O'Brien _____ 2001-04
 Alexa Kastanek _____ 2014-17
 Tomi Taiwo _____ 2019-22
Molly Davis _____ 2022-Present

#2

Kristi Faulkner _____ 2000-04
 Zoraa Quoie _____ 2007
 Kamille Wahlin _____ 2009-12
 Ally Disterhoft _____ 2014-17
Taylor McCabe _____ 2022-Present

#3

Myesha Bledsoe _____ 1999
 Abby Emmert _____ 2005-08
 Kalli Hansen _____ 2011-12
 Claire Till _____ 2013-16
 Makenzie Meyer _____ 2018-20
Sydney Affolter _____ 2021-Present

#4

Stacy Frese _____ 1996
 Kadaiya Johns _____ 1998
 Megan Considine _____ 2010-12
 Chase Coley _____ 2015-18
Kylie Feuerbach _____ 2021-Present

#5

Jerica Watson _____ 1999-2002
 April Calhoun _____ 2003
 Alexis Sevellian _____ 2017-20

#10

Kris Rogers _____ 1977-81
 Tracy Washington _____ 1986
 Stephanie Schueler _____ 1987-91
 Arnedo Yarbrough _____ 1992-95
 Chinyere Vann _____ 1997
 Kari Knopf _____ 1998
 Lindsey Meder _____ 1999-2002
 Crystal Smith _____ 2003-06
 Megan Gustafson _____ 2016-19

#11

Sue Roeder _____ 1978-81
 Cassandra Rahming _____ 1988-92
 Karen Clayton _____ 1992-96
 Jenna Armstrong _____ 2002-05
 Kristi Smith _____ 2006-09
 Trisha Nesbitt _____ 2009-13

Tania Davis _____ 2016-19
 Megan Meyer _____ 2020-21

#12

Sue Beckwith _____ 1976-80
 Tammy McKay _____ 1983-87
 Lorelei Watts _____ 1988
 Laurie Aaron _____ 1989-93
 Maureen Riopelle _____ 1982-86
 Margie Rubow _____ 1975-78
 Leah Magner _____ 1999-2002
 Jenna Armstrong _____ 2002-05
 Morgan Johnson _____ 2009-13
 Nadine Domond _____ 1994-98
 Kim Nelson _____ 1983

#13

Nadine Domond _____ 1995-98
 April Calhoun _____ 2002
 Shante Jones _____ 2009
 Kathy Thomas _____ 2013
 Shateah Wetering _____ 2021-2023

#14

Lynn Kennedy _____ 1986
 Felicia Hall _____ 1998-89, 1991
 Lindsay Geoffroy _____ 2002-04
 McKenna Warnock _____ 2020-2023

#15

Virgie Dillingham _____ 1991-94
 Shannon Perry _____ 1995-98
 Patrice Jennings _____ 1999-2000
 Ebone Pope _____ 2006
 Whitney Jennings _____ 2015
 Lauren Jensen _____ 2021

#19

Amber O'Brien _____ 2000

#20

Shante Jones _____ 2008-09
 Rena McMillon _____ 1989
 Antonia Macklin _____ 1991-95
 Angie Lewis _____ 1983-85
 Lindsay Richards _____ 2003-06
 Kelly Krei _____ 2009-12
Kate Martin _____ 2019-Present

#21

Robin Christian _____ 1986, 1988-89
 Necole Tunsil _____ 1991-94
 Jenni Mayer _____ 1975-1977
 Cara Consuegra _____ 1998-2001
 Kachine Alexander _____ 2008-11
 Melissa Dixon _____ 2012-15
 Hannah Stewart _____ 2016-19
 Zion Sanders _____ 2019-21

#22

Lisa Anderson _____ 1983
 Jolynn Schneider _____ 1986, 1988
 Becky Shrigley _____ 1989, 1991-92
 Susan Koering _____ 1994-97
 Joni Rensvold _____ 1978-82
 Shirley Vargason _____ 1975-78
 Mary Berdo _____ 2000-01
 Kristi Faulkner _____ 2002-05
 Kelsey Cermak _____ 2008-11
 Samantha Logic _____ 2012-15
 Kathleen Doyle _____ 2017-20
Caitlin Clark _____ 2021-Present

#23

Robin Anderson _____ 1983
 Tricia Blair _____ 1986
 Demetria Bright _____ 1991-92
 Molly Finn _____ 1978-81
 DeDe Towe _____ 1975-78
 Mary Berdo _____ 1997
 Amy Van Arkel _____ 2000
 Theairra Taylor _____ 2010-14
 Christina Battenham _____ 2015-17
 Logan Cook _____ 2019-22
Jada Gyamfi _____ 2022-Present

#24

Melinda Welter _____ 1975-79
 Angie Lee _____ 1980-84
 Lisa Long _____ 1983-87
 Rena McMillon _____ 1988
 Katie Abrahamson _____ 1989
 Angela Hamblin _____ 1994-98
 Carmen Kinrade _____ 1978-79
 Jeneé Graham _____ 2005-08
 Jaime Printy _____ 2010-13
 Tagyn Larson _____ 2015
 Zion Sanders _____ 2018-19
Gabbie Marshall _____ 2020-Present



IOWA WOMEN'S BASKETBALL

ALL-TIME JERSEY NUMBERS

#25

Franthea Price _____ 1988-89
 Pam DuBose _____ 1983-85
 Diana Williams _____ 1975-80
 Kali Peschel _____ 2013-16
 Monika Czinano _____ 2018-2023

#30

Michelle Edwards _____ 1986, 1988
 Angie Lee _____ 1983
 Polly Ven Horst _____ 1976-82

#31

Donna Freitag _____ 1983
 Jill Taylor _____ 1989
 Andrea Harmon _____ 1991-94
 Malikah Willis _____ 1995-97
 Kris Wistrom _____ 1979-83
 Terri Lusignan _____ 1978-82
 Diane Wilson _____ 1976-81
 Barb Mueller _____ 1975-77
 Hannah Draxten _____ 2009-11
 Paula Valino Ramos _____ 2018-20

#32

Ann Kildahl _____ 1983
 Pam Williams _____ 1986, 1988
 LaTonya Tate _____ 1989, 1991-92
 Erinn Reed _____ 1994
 Natalie Chambers _____ 2001
 Kim Howard _____ 1978-82
 Angela Gallagher _____ 1975-81
 Jody Ratigan _____ 1986-90
 Maureen McAlpine _____ 1982-86
 Wendy Ausdemore _____ 2006-09
 Jade Rogers _____ 2010-12

#33

Maureen McAlpine _____ 1983, 1986
 Jodi Ratigan _____ 1988-89
 Tia Jackson _____ 1991-95
 Melinda Hippen _____ 1980-82
 Jane Heilskov _____ 1978-79
 Barb Muelle _____ 1978-79
 Katharine Peters _____ 1975-78
 Laura Podolak _____ 1999-2000
 Deb Remmerde _____ 2004
 Kathryn Reynolds _____ 2012-15

#34

Connie Grauer _____ 1983, 1986
 Jolette Law _____ 1988-89
 Molly Tideback _____ 1991-93
 Simone Edwards _____ 1994-97
 Connie Davis _____ 1980-84
 Cindy Johnson _____ 1978-81
 Lori Offergeld _____ 1977-81
 Becky Moessner _____ 1975-78
 Johanna Solverson _____ 2003-08
 Virginia Johnson _____ 2012
 Carly Mohns _____ 2015-18
 AJ Ediger _____ 2021-Present

#35

Kristen Johnson _____ 1983
 Timicha Kirby _____ 1995-96
 Diane Wilson _____ 1976-81
 Teresa Meyer _____ 1975-79
 Bre Cera _____ 2016

#40

Melinda Hippen _____ 1980-82
 Gail Hudash _____ N/A
 Erin McGrane _____ 1977-80
 Laura Shawver _____ 1975-79
 Tracy Schrupp _____ 2000-03
 Stacy Schlapkohl _____ 2005-08
 Hailey Schneden _____ 2014-17
 Sharon Goodman _____ 2021-Present

#41

Darlene Kandel _____ 1981-82
 Terri Lusignan _____ 1978-82
 Cheri Young _____ 1979-82
 Karen Swanson _____ 1978-79
 Lynn Oberbillig _____ 1975-78

#42

Julie Genzen _____ 1983
 Shanda Berry _____ 1986, 1988-89
 Cathy Marx _____ 1991-94
 Tiffany Gooden _____ 1995-98
 Diane Wilson _____ 1976-81
 Jackie Regel _____ 1979-83
 Cyndi Gaule _____ 1978-81
 Tiffany Reedy _____ 2003-06

#43

Connie Davis _____ 1980-84
 Cindy Haugejorde _____ 1976-80
 Nicole VanderPol _____ 2006-09
 Amanda Ollinger _____ 2017-20

#44

Trisha Waugh _____ 1987-91
 Marva Fuller _____ 1984-88
 Cheryl Baker _____ 1983
 Beatrice Bullock _____ 1999-2002
 Megan Skouby _____ 2006-09
 Addison O'Grady _____ 2021-Present

#45

Randi Peterson _____ 1998-2001
 Morgan Kasperek _____ 2003-06
 JoAnn Hamlin _____ 2007-10
 Nicole Smith _____ 2014-16
 Hannah Stuelke _____ 2022-Present

#50

Tangela Smith _____ 1995-98
 Jennie Lillis _____ 2001-04
 Lindsey Nyenhuis _____ 2006-09
 Gabby Machado _____ 2010

#51

Lisa Becker _____ 1983-87
 Krista VandeVenter _____ 2005-08
 Bethany Doolittle _____ 2012-15

#52

Holly Andersen _____ 1983
 Hilleri Jennings _____ 2000
 Jamie Cavey _____ 2001-05

#54

Amy Herrig _____ 1996-99
 Toni Foster _____ 1989-93
 Becca McCann _____ 2001-04
 Kayla Timmerman _____ 2013

#55

Jenny Noll _____ 1993-97



HAWKEYE CHALLENGE RESULTS

1985 Amana Hawkeye Classic

Iowa 75, Bradley 39
Memphis State 68, NC State 58
NC State 82, Bradley 42 (3rd)
Iowa 77, Memphis State 56 (1st)

1986 Amana Hawkeye Classic

Tennessee 86, Providence 70
Iowa 70, Boston 48
Providence 74, Boston 60 (3rd)
Tennessee 74, Iowa 56 (1st)

1987 Amana Hawkeye Classic

Georgia 58, Southern Illinois 53
Iowa 85, Missouri 71
Southern Illinois 69, Missouri 51 (3rd)
Iowa 66, Georgia 56 (1st)

1988 Amana Hawkeye Classic

Iowa 73, Miami of Ohio 44
Wake Forest 79, Eastern Illinois 66
Eastern Illinois 63, Miami of Ohio 59 (3rd)
Iowa 78, Wake Forest 62 (1st)

1989 Amana Hawkeye Classic

Iowa 90, Howard 57
Connecticut 93, Penn State 84 (OT)
Penn State 107, Howard 69 (3rd)
Iowa 81, Connecticut 49 (1st)

1990 Amana Hawkeye Classic

Iowa 81, UCLA 52
LSU 74, Kansas 63
Kansas 76, UCLA 63 (3rd)
Iowa 73, LSU 65 (OT, 1st)

1991 Amana Hawkeye Classic

Washington 101, Northern Illinois 91 (2OT)
Iowa 97, Ohio 52
Northern Illinois 73, Ohio 63 (3rd)
Iowa 58, Washington 39 (1st)

1992 Amana Hawkeye Classic

Charlotte 57, Kentucky 54
Iowa 74, West Virginia 44
Kentucky 73, West Virginia 63 (3rd)
Iowa 60, UNC Charlotte 38 (1st)

1993 Prairie Lights Hawkeye Classic

Iowa 68, Laurentian 53
La. Tech 65, Butler 61
Butler 73, Laurentian 63 (3rd)
Iowa 70, La. Tech 66 (1st)

1994 Prairie Lights Hawkeye Classic

USC 87, Marquette 76
Iowa 60, James Madison 30
Marquette 81, James Madison 65 (3rd)
Iowa 65, USC 55 (1st)

1995 Prairie Lights Hawkeye Classic

UC Santa Barbara 68, Maryland 52
Iowa 64, Stephen F. Austin 58
Maryland 67, Stephen F. Austin 63 (3rd)
Iowa 68, UC Santa Barbara 57 (1st)

1997 Prairie Lights Hawkeye Classic

Washington 75, Kansas 64
Iowa 56, CS Northridge 67
Kansas 79, CS Northridge 66 (3rd)
Washington 63, Iowa 62 (1st)

1998 Hawkeye Classic

(Only three teams)
Missouri 80, Princeton 56
Iowa 59, Princeton 44
Iowa 75, Missouri 68 (1st)

1999 Gazette Hawkeye Classic

Iowa 92, Bradley 49
Syracuse 81, Chicago State 55
Bradley 77, Chicago State 42 (3rd)
Iowa 76, Syracuse 73 (1st)

2000 Gazette Hawkeye Challenge

Iowa 99, Western Illinois 54
Nevada-Reno 82, American 59
Western Illinois 72, American 66 (3rd)
Iowa 73, Nevada-Reno 59 (1st)

2001 Gazette Hawkeye Challenge

Kent State 74, UAB 59
Iowa 86, UTPA 38
UAB 102, UTPA 75 (3rd)
Iowa 76, Kent State 65 (1st)

2002 KCRG-TV9 Hawkeye Challenge

Charlotte 61, Murray State 44
Iowa 84, IUPUI 75 (OT)
Murray State 70, IUPUI 66 (OT, 3rd)
Iowa 85, Charlotte 70 (1st)

2003 KCRG-TV9 Hawkeye Challenge

Houston 66, Gonzaga 54
Iowa 83, Butler, 60
Gonzaga 65, Butler 59 (3rd)
Houston 70, Iowa 64 (1st)

2004 KCRG-TV9 Hawkeye Challenge

Missouri 68, Northern Illinois 61
Iowa 66, Southern Illinois 50
Northern Illinois 61, Southern Illinois 43 (3rd)
Iowa 75, Missouri 54 (1st)

2005 KCRG-TV9 Hawkeye Challenge

Rutgers 76, San Jose State 64
Iowa 79, Vermont 57
Vermont 55, San Jose State 52 (3rd)
Rutgers 57, Iowa 51 (1st)

2006 KCRG-TV9 Hawkeye Challenge

Iowa 93, Quinnipiac 77
Florida International 64, Florida A&M 50
Quinnipiac 64, Florida A&M 45 (3rd)
Iowa 72, Florida International 62 (1st)

2007 KCRG-TV9 Hawkeye Challenge

Iowa 87, Northern Illinois 43
Wyoming 66, Saint Joseph's 64
Northern Illinois 90, Saint Joseph's 82 (3rd)
Wyoming 54, Iowa 50 (1st)

2008 KCRG-TV9 Hawkeye Challenge

Iowa 83, Boston University 58
Providence 68, Portland 61 (OT)
Portland 74, Boston University 62 (3rd)
Iowa 64, Providence 46 (1st)

2009 KCRG-TV9 Hawkeye Challenge

Illinois State 61, UCLA 55
Iowa 67, Santa Clara 51
UCLA 77, Santa Clara 51 (3rd)
Iowa 75, Illinois State 67 (1st)

2010 KCRG-TV9 Hawkeye Challenge

Iowa 87, Northeastern 59
Central Michigan 78, Northern Colorado 74
Northeastern 61, Northern Colorado 53 (3rd)
Iowa 90, Central Michigan 79 (1st)

2011 KCRG-TV9 Hawkeye Challenge

UNLV 62, Butler 39
Iowa 90, Harvard 81
Butler 69, Harvard 68 (3rd)
UNLV 69, Iowa 59 (1st)

2013 Hawkeye Challenge

Iowa 70, UC Riverside 56
Dayton 89, UC Riverside 54
Iowa 97, Dayton 93 (OT)

2014 Hawkeye Challenge

Dayton 78, UT Martin 47
Iowa 97, Pepperdine 68
Pepperdine 59, UT Martin 58 (3rd)
Iowa 90, Dayton 83 (1st)

2015 Hawkeye Challenge

Iowa 83, North Dakota 61
UT Martin 84, North Dakota
Iowa 62, UT Martin 56

2016 Hawkeye Challenge

Iowa 71, Massachusetts 90
South Dakota State 84, Montana 43
Massachusetts 59, Montana 58
South Dakota State 66, Iowa 64

2017 Hawkeye Challenge

Iowa 83, Quinnipiac 67
Western Kentucky 79, Missouri 76
Missouri 66, Quinnipiac 51
Iowa 104, Western Kentucky 97

NOTE: No Classic was held in 1996 or 2012.



IOWA WOMEN'S BASKETBALL

2023-24 COMPOSITE BIG TEN SCHEDULE

December					
9	Indiana at Rutgers	13	Indiana at IOWA	3	IOWA at Maryland
	Nebraska at Michigan State		Wisconsin at Michigan		Michigan at Penn State
10	IOWA at Wisconsin	14	Michigan State at Ohio State	4	Rutgers at Nebraska
	Northwestern at Maryland		Nebraska at Minnesota		Indiana at Ohio State
	Penn State at Ohio State	16	Illinois at Northwestern	5	Wisconsin at Northwestern
	Purdue at Minnesota	17	Wisconsin at IOWA		Minnesota at Michigan State
30	Ohio State at Michigan		Michigan at Nebraska		Illinois at Purdue
	Minnesota at IOWA		Northwestern at Michigan State	6	Maryland at Rutgers
	Michigan State at Penn State		Ohio State at Maryland		Nebraska at Michigan
	Wisconsin at Purdue		Minnesota at Indiana	8	Michigan State at Indiana
	Rutgers at Northwestern	18	Rutgers at Illinois		Northwestern at Illinois
31	Illinois at Indiana	21	Purdue at Penn State		Ohio State at Minnesota
	Maryland at Nebraska		IOWA at Ohio State	10	Penn State at IOWA
			Indiana at Purdue	11	Rutgers at Michigan
			Nebraska at Penn State		IOWA at Nebraska
			Michigan at Rutgers		Maryland at Illinois
January			Minnesota at Wisconsin		Ohio State at Michigan State
2	Michigan State at IOWA	23	Purdue at Michigan State		Penn State at Wisconsin
	Northwestern at Penn State	24	Ohio State at Illinois		Purdue at Indiana
	Rutgers at Purdue	25	Penn State at Northwestern	13	Minnesota at Rutgers
4	Michigan at Indiana		Nebraska at IOWA	14	Nebraska at Ohio State
	Nebraska at Wisconsin	27	Rutgers at Wisconsin		Indiana at Wisconsin
5	Ohio State at Northwestern		Ohio State at Purdue		Purdue at Northwestern
	IOWA at Rutgers	28	Northwestern at Indiana	15	Illinois at Penn State
6	Purdue at Maryland		Maryland at Penn State		Michigan at IOWA
7	Indiana at Nebraska		Michigan State at Rutgers	17	Nebraska at Purdue
	Wisconsin at Illinois	30	Indiana at Maryland		Northwestern at Minnesota
9	Maryland at Michigan State	31	IOWA at Northwestern	18	Wisconsin at Rutgers
	Minnesota at Michigan		Purdue at Nebraska		Michigan State at Michigan
10	IOWA at Purdue		Penn State at Minnesota	19	Penn State at Maryland
	Northwestern at Wisconsin				Indiana at Illinois
	Penn State at Indiana	February		20	Wisconsin at Minnesota
11	Rutgers at Ohio State				Northwestern at Nebraska
	Illinois at Nebraska	1	Wisconsin at Ohio State		

2024 Women's Big Ten Tournament

Target Center - Minneapolis, Minnesota

First Round - March 6
Second Round - March 7
Quarterfinals - March 8
Semifinals - March 9
Championship - March 10



2024 Women's NCAA Tournament

First Round - March 20-21
Second Round - March 22-23
Sweet Sixteen - March 24-25
Elite Eight - March 31-April 1

Final Four - April 5
National Championship - April 7
Rocket Mortgage FieldHouse - Cleveland, Ohio





The Hawkeye Visions Endowment Program: Hawkeye Visions is an on-going campaign, which seeks to build an endowment capable of covering the cost, via earnings, of UI student-athlete scholarships. The program currently includes over 200 scholarships ranging from fully endowed scholarships, partially endowed, in development or scholarships pledged via an estate gift. The following Visionary and Leadership level endowed scholarships will be awarded for the 2022-23 academic year.

Visionary Level Scholarships

Beth and Bob Allsop Point Guard Scholarship
John and Ruth Beckman Scholarships
Ray Carlson Lineman Scholarship
Mark C. Falb Quarterback Scholarship
Bill and John Fenton Football Scholarship
George C. and Nora Foerstner Memorial & Alex A. and JoAnn F. Meyer Football Scholarships
Russ and Ann Gerdin Family Football Scholarships
Russ and Ann Gerdin Family Men's Basketball Scholarships
Russ and Ann Gerdin Family Women's Basketball Scholarship
Russ and Ann Gerdin Family Wrestling Scholarship
Russ and Ann Gerdin Family Athletic Scholarship
Leonard A. and Marlene S. Hadley Center Football Scholarship
Mike "Hammer" Hammond Football Scholarship Fund
Robert G. and Annalee Jacoby Hockridge Wrestling Scholarship
Jim and Rhonda Juhlin Men's Basketball Scholarship
Nile Kinnick Leadership Scholarship

Mary Lee Hawkeye Spirit Scholarships
Gus and Theo Mastrogany Football End Scholarship
Robert W. and Jean C. Otilie Athletic Scholarships
Ned and Reba Postels Family Men's Basketball Scholarship
James Rohweder Baseball Second Baseman Scholarship
James Rohweder Softball Second Baseman Scholarship
Christian G. 'Dutch' Schmidt Baseball Scholarships
Keith and Justine Schulte "6th-Man" Men's Basketball Scholarship
John and Peg Slusher Softball Catcher Scholarship
Roland and Esther Smith Men's Athletic Scholarships
Roland and Esther Smith Women's Athletic Scholarships
Arthur E. Stanley Football Scholarships
Chris Street Memorial Men's Basketball Scholarship
Dale L. Tieden Football Scholarships
Henry B. and Patricia B. Tippie Athletic Scholarships
Dr. Virginia M. Weimar Women's Basketball Scholarship
Jim and Susan Woods Offensive Lineman Scholarship

Leadership Level Scholarships

Dr. C.F. "Larry" and Lois Barrett Football Scholarship
Micheal and Patricia Beal Women's Basketball Scholarship
P. Sue Beckwith, M.D., Women's Basketball Scholarship
P. Sue Beckwith, M.D., Rowing Scholarship
Warren and Harriet Berman Family Football Scholarship
Warren and Harriet Berman Family Men's Basketball Scholarship
Mike Boddicker Baseball Scholarship
Lester Bookey Memorial Scholarship
Patty and Tom Buroker Football Scholarship
Thomas L. Cardella Football Scholarship
B. W. "Wayne" Carpenter Family Football Scholarship
Carver Scholarship/Slater Award
Gene and Jennie Clay Football Scholarship
John and Mary Ann Colloton Men's Basketball Scholarship
John and Mary Ann Colloton Football Scholarship
John and Mary Ann Colloton Women's Basketball Scholarship
John and Mary Ann Colloton Wrestling Scholarship
Catherine Nacke Cooper Men's Basketball Scholarship
Brad and Peggy Davis Golf Scholarship
Tom and Shari Davis Men's Basketball Manager Scholarship
Doran Family Gymnastics Scholarship
C. W. "Bump" Elliott Football Scholarship
Dr. Brent and Ellen Feller Men's Basketball Scholarship
John Ferentz Memorial Football Scholarship
Fitzgerald Family Women's Basketball Scholarship
Hayden Fry Captain's Scholarship
Eugene and Pat Gauron Women's Tennis Scholarship
Al Grady Memorial Football Scholarship
Hanlen Family Athletic Scholarship
Carol Hauptert Football Scholarship
Donald W. and Marilyn Heineking Baseball Scholarship
Donald W. and Marilyn Heineking Football Scholarship
Donald W. and Marilyn Heineking Men's Cross Country/Track Scholarship
Donald W. and Marilyn Heineking Men's Basketball Manager's Scholarship
Donald W. and Marilyn Heineking Softball Scholarship
Donald W. and Marilyn Heineking Volleyball Scholarship
Donald W. and Marilyn Heineking Women's Basketball Scholarship
Donald W. and Marilyn Heineking Wrestling Scholarship
Theo and Glenda Hitchens Football Scholarship
Theo and Glenda Hitchens Men's Basketball Scholarship
James Hoak Men's Golf Scholarship
Tim and Kathee Howard Football Scholarship
Iowa Style Wrestling Scholarship
Richard O. Jacobson Football Scholarship
Johnson County I-Club Football Scholarship
Johnson County I-Club Wrestling Scholarship
Bud and Georgia Johnson Women's Basketball Scholarship
Bud and Georgia Johnson Volleyball Scholarship
Nile Kinnick Memorial Scholarships
Nile Kinnick Scholarship for Women
Ron Kirchhoff Men's Basketball Scholarship
Don and Joyce Klimes Football Scholarship
W. A. Krause Football Scholarship
Gary Kurdelmeier Wrestling Scholarship
Robert and Dorothy Lee Scholarship
Michael and Chelle Lehman Volleyball Scholarship
Jack and Ailene Liechty Men's Golf Scholarship
Jack and Ailene Liechty Football Scholarship
Jack and Ailene Liechty Men's Basketball Scholarship
Jack and Ailene Liechty Women's Basketball Scholarship

Linn County I-Club Football Scholarship
Lohaus Men's Basketball Scholarship
Paul Mason Memorial Scholarship
Dick and Kathleen McKeen Football Scholarship
Dick and Kathleen McKeen Women's Basketball Scholarship
Dick and Kathleen McKeen Wrestling Scholarship
Bob and Jo Lynne Meskimen Family Football Scholarship
Monday Morning Quarterback Club Football Scholarship
Terry and Susan Mulligan Football Scholarship
Terry and Susan Mulligan Men's Swimming Scholarship
Bucky O'Connor Men's Basketball Scholarship
Bucky O'Connor Men's Golf Scholarship
Dennis and Donna Oldorf Athletic Scholarship
Robert and Ruth Bywater Olson Football Scholarship
Bob and Dorothy Otto Football Scholarship
Dave Paulson Baseball Scholarship
Whitey and Grace Piro Football Scholarship
William and Kay Pitlik Wrestling Scholarship
William and Kay Pitlik Football Scholarships
William and Kay Pitlik Softball Scholarship
William and Kay Pitlik Women's Basketball Scholarship
William and Kay Pitlik Field Hockey Scholarship
Polk County I-Club Football Scholarship
Polk County I-Club Softball Scholarship
Rigler Family Football Scholarship
Dave and Rita Roberts Women's Basketball Scholarship
Bob Root Memorial Football Scholarship
Stella Wolff Sanford Women's Scholarship
Douglas D. Schnobelen Women's Basketball Scholarship
John and Dorothy Sill Wrestling Scholarship
Val, Marilyn and Gary Skarda Family Baseball Scholarship
Betty and Bob Stein Family Swimming Scholarship
Professor Ralph I. and Barbara G. Stephens Women's Basketball Scholarship
Marshall Stewart Athletic Scholarship
Dennis and Janice Oliver Strang Football Scholarship
John Streif Men's Basketball Scholarship
Ben Trickey Memorial Scholarship
Raymond K. and Susan K. Vawter Football Scholarship
W. David Ward Football Scholarship
George Wine Sports Information Scholarship
Earl and Edna Yoder Football Scholarship

The Hawkeye Visions Endowment Program: Investing in a Winning Future!

To make a gift or for more information about the Hawkeye Visions Endowment Program, please contact Senior Director of Development Sloane Tyler at (319-467-3736), Sloane.Tyler@foriowa.org, or (800) 648-6973.

Please visit jointheclub.com for more information. The UI Center for Advancement is the preferred channel of support for private contributions to all areas of the University of Iowa.

Current Athletic Endowed Scholarship Gift Minimums

Visionary Scholarships require a gift of at least \$1,000,000

Naming example: The Jane Doe Women's Basketball Point Guard Scholarship

Leadership Scholarships require a gift of at least \$500,000

Naming example: The Doe Family Baseball Scholarship

Sustaining Scholarships require a gift of at least \$100,000

Naming example: The John and Jane Doe Athletic Scholarship



**Matthew
Weitzel**



**James
Allan**



**Sam
Basler**



**Leandra
Jew**



**Hannah
Ossman**



**Bailey
Turner**



**Traci
Wagner**



**Brian
Ray**



**Stephen
Mally**

Your hosts at Carver Hawkeye Arena include UI Athletic Communications staff members Matthew Weitzel, James Allan, Sam Basler, Leandra Jew, Hannah Ossman, Bailey Turner and Traci Wagner. The Strategic Communications staff also includes interns John Leo and Jack Bacon, and student staff members Alina Davis, Brandt Dickey, Claire Kelly, Grace Kelly, Emmy Lewis, Reagan Schoening, Teagan Schreiber and Sydney Weber.

Weitzel was named associate athletics director for strategic communications in June 2023. He previously served as an associate director for 11 years after serving as assistant director for 13 years. Weitzel graduated from the University of Iowa in 1997 with a bachelor's degree in journalism and mass communication, with an emphasis in business. The native of Mundelein, Illinois, was a student in the sports information office for three years. He and his wife, Carrie, have a son, Grey, and a daughter, Owen Rose.

Allan was named associate director in 2016 following seven years as a full-time assistant. It is Allan's second stint in the office, as he served as a student assistant from 2000-04. Allan returned to Iowa City after serving as the sports information director at the University of Missouri-Kansas City from 2005-10, and as the athletics media relations intern at Texas Christian University in 2004-05. The Hampton, Iowa, native earned his bachelor's degree in journalism in 2004. He and his wife, Mary Ann, have four children, Jonathan, Will, Eleanor and Olivia.

Basler is in his second year as assistant director after serving as an intern for one year and a student assistant for two years. He previously was a student assistant in the sports information department at Gonzaga University (2018-19). The West Des Moines native earned his bachelor's degree in sports management from Gonzaga and his master's degree in sport and recreation management from Iowa.

Jew was named an assistant director in 2023 after serving as a full-time intern for one year. The Brea, California, native earned her bachelor's degree in communication from the University at Buffalo where she was a four-year starter on the softball team. She also earned her master's degree in sport management from the University of Florida. She and her husband, Logan, reside in North Liberty with their dog, Duke.

Ossman is in her fourth year as an assistant director, after serving as intern for one year. The Farmington, Illinois, native earned her bachelor's degree in communications and journalism and master's degree in sport management from Northern Illinois University. There, she worked in the Athletic Communications department as a student assistant and graduate assistant. She has a son, Elias.

Turner is in his second year as an assistant after serving as a student assistant from 2017-20. He also served as an assistant director at North Texas (2021-22) and a communications assistant at Middle Tennessee (2020-21). A native of Boone, Iowa, Turner earned his bachelor's degree in sports and recreation management in 2020.

Wagner is in her 25th year as an assistant after previously serving as a student assistant for four years and as an intern for two years. A native of Iowa Falls, Wagner earned her bachelor's degree in 1997 with a double major in journalism and communication studies. She and her husband, Jason, have a son, Nick, and a daughter, Sydney.

Ray joined the UI athletics department in December, 2013 and serves as the athletics department director of photography. Ray previously was the Iowa City chief photographer and senior visual journalist for the Cedar Rapids Gazette and is a Davenport, Iowa native. Ray earned a bachelor's degree from Iowa in journalism and psychology in 2002. Brian and his wife, Joanna, have a son, Boston, and a daughter, Joslynn.

Mally is in his fifth year as assistant director of photography for the athletics department. Prior to joining the Hawkeye staff Stephen was a staff photographer at the Cedar Rapids Gazette.

The Strategic Communications Office is located in Suite S300 in Carver-Hawkeye Arena. Rhonda Wetjen is the office assistant and the office phone number is 319-335-9411.



RADIO/TV ROSTER



#1
Molly Davis
Fifth Year
Guard



#2
Taylor McCabe
Sophomore
Guard



#3
Sydney Affolter
Junior
Guard



#4
Kylie Feuerbach
RS-Junior
Guard



#13
Kennise Johnson
Freshman
Guard



#20
Kate Martin
Grad Student
Guard




#22
Caitlin Clark
Senior
Guard



#23
Jada Gyamfi
Sophomore
Forward



#24
Gabbie Marshall
Fifth Year
Guard



#34
AJ Ediger
Junior
Forward



#35
Ava Jones
Freshman
Forward



#40
Sharon Goodman
RS-Junior
Center



#44
Addi O'Grady
Junior
Forward/Center



#45
Hannah Stuelke
Sophomore
Forward



Lisa Bluder
Head Coach



Jan Jensen
Associate
Head Coach



Raina Harmon
Assistant Coach



Abby Stamp
Assistant Coach



Jenni Fitzgerald
Special Assistant to
the Head Coach



Tania Davis
Director of
Player Development



Hannah Bluder
Director of
Basketball Operations



2023-24 MEDIA GUIDE

29

NCAA TOURNAMENT APPEARANCES

15

BIG TEN TITLES

9

SWEET SIXTEENS

5

ELITE EIGHTS

2

FINAL FOURS

1

NATIONAL CHAMPIONSHIP APPEARANCE



2023

BIG TEN TOURNAMENT
NATIONAL RUNNER-UP

2024



2023-24 MEDIA GUIDE

