

# IOWA HAWKEYES®

## 2023-24 MEN'S BASKETBALL

3 FINAL FOURS 8 BIG TEN CHAMPIONSHIPS 3 BIG TEN TOURNAMENT TITLES 29 NCAA TOURNAMENTS

**HAWKEYES**  
**8-5** OVERALL  
**0-2** B1G  
**--/--** RANKING (AP/COACHES)  
**66** NET

**FRAN**  
**McCAFFERY**  
HEAD COACH

**269-180**  
RECORD at IOWA  
(14TH SEASON)



at



**9-3** OVERALL  
**1-0** B1G  
**23/23** RANKING (AP/COACHES)  
**17** NET

**GREG**  
**GARD**  
HEAD COACH

**173-96**  
RECORD at UW  
(9TH SEASON)

**BADGERS**

### 2023-24 SCHEDULE

(8-5 OVERALL | H: 6-1 | A: 0-3 | N: 2-1)

Date	UI Rank	Opp. Rank	Opponent	TV	Time/Result
Oct. 30	-	-	Quincy (Exh.)	B1G+	W, 103-76
Nov. 7	-	-	North Dakota	B1G+	W, 110-68
Nov. 10	-	-	Alabama State	Peacock	W, 98-67
Nov. 14	-	8	at Creighton	FS1	L, 84-92
Nov. 17	-	-	Arkansas State	B1G+	W, 88-74
Nov. 23	RV	-	vs. Oklahoma!	FS1	L, 67-79
Nov. 24	-	-	vs. Seton Hall	FOX	W, 85-72
Nov. 29	-	-	North Florida	BTN	W, 103-78
Dec. 4	-	4	at Purdue*	BTN	L, 68-87
Dec. 7	-	-	at Iowa State@	ESPNU	L, 65-90
Dec. 10	-	-	Michigan*	BTN	L, 80-90
Dec. 16	-	-	vs. Florida A&M^	BTN	W, 88-52
Dec. 20	-	-	UMBC	BTN	W, 103-81
Dec. 29	-	-	Northern Illinois	B1G+	W, 103-74
Jan. 2	-	-	at Wisconsin*	BTN	6 p.m.
Jan. 6	-	-	Rutgers*	BTN	11 a.m.
Jan. 12	-	-	Nebraska*	BTN	8 p.m.
Jan. 15	-	-	at Minnesota*	BTN	5 p.m.
Jan. 20	-	-	Purdue*	FS1	1 p.m.
Jan. 24	-	-	Maryland*	BTN	6 p.m.
Jan. 27	-	-	at Michigan*	FS1	4 p.m.
Jan. 30	-	-	at Indiana*	BTN	6 p.m.
Feb. 2	-	-	Ohio State*	FS1	6 p.m.
Feb. 8	-	-	at Penn State*	BTN	6 p.m.
Feb. 11	-	-	Minnesota*	BTN	2 p.m.
Feb. 14	-	-	at Maryland*	BTN	7:30 p.m.
Feb. 17	-	-	Wisconsin*	BTN	1:15 p.m.
Feb. 20	-	-	at Michigan St.*	Peacock	6 p.m.
Feb. 24	-	-	at Illinois*	BTN	1:15 p.m.
Feb. 27	-	-	Penn State*	BTN	8 p.m.
March 2	-	-	at Northwestern*	BTN	4:30 p.m.
March 10	-	-	Illinois*	FS1	6 p.m.
March 13-17	-	-	at Big Ten Tournament \$		

All times Central and subject to change. | AP Ranking | ! Rady Children's Invitational (San Diego, Calif.) | @ Iowa Corn Cy-Hawk Series | ^ Game played in Des Moines, Iowa | \* Big Ten Conference contest | \$ Played in Minneapolis

### IOWA COMMUNICATIONS

JAMES ALLAN, MBB CONTACT  
Email: james-allan@uiowa.edu  
Cell: 319-530-5792



### IOWA at #23 WISCONSIN \ JAN. 2, 2024 \ 6 P.M. (CT)

#### GAME 14

Arena: Kohl Center (17,071)

TV: BTN

Talent: Jeff Levering (play-by-play), Laphonso Ellis (color)

Radio: Hawkeye Radio Network

(Gary Dolphin (play-by-play), Bob Hansen (color))

LiveStats: Iowa.Statbroadcast.com






Series Record: Wisconsin leads, 87-86

Last Meeting: UW won 64-52 on 2/22/23 in Madison

### OPENING TIP

- The Hawkeyes resume Big Ten play on Tuesday at No. 23 Wisconsin. Iowa is 0-2 in Big Ten play after dropping a pair of games at Purdue and at home against Michigan during the early portion of the league schedule in December.
- Tuesday's meeting with the Badgers will be the Hawkeyes' third game against a ranked opponent this season -- all coming on the road.
- Graduate Ben Krikke notched his team-leading fifth 20 point game this season against Northern Illinois. The forward is Iowa's leading scorer, averaging 17 points per game, which ranks 10th in the Big Ten.
- Iowa had three players -- Payton Sandfort, Krikke and Brock Harding -- post double-doubles in the victory over UMBC -- a first for the program since 2013. Harding had his first career double-double -- the first points-assists double-double since 2021.
- Harding finished the game with a career-high 12 assists -- the most by a freshman since Jordan Bohannon's 13 in 2017.
- Iowa had a different freshman post double-doubles in consecutive games (Owen Freeman/Brock Harding) for the first time since the 2016-17 season (Tyler Cook/Jordan Bohannon).
- Freeman notched his first career double-double, finishing with 14 points and a career-high 11 rebounds in Iowa's 88-52 victory over Florida A&M on Dec. 16. It was the first double-double by an Iowa freshman since Joe Wieskamp in 2018.
- Iowa finished with 33 assists -- a season-high, the second-most assists in school history and the eighth-most in the nation this season -- against UMBC on Dec. 20. The team committed just four turnovers in the game -- a season low.
- The Hawkeyes are +32 on the glass in their last three games, including a season-best +14 against FAMU on Dec. 16.
- Iowa is 5-1 when attempting at least 20 free throws, 6-1 when shooting 50+ percent from the field and 5-1 when making eight or more 3-pointers.
- Ahoy 100. Iowa hit the century mark for the second straight game and fourth time this season, scoring 103 points against NIU on Dec. 29. The Hawkeyes have scored 100+ points 13 times since the start of the 2021-22 season.
- Iowa is one the nation's top offensive teams, averaging 87.8 points in 13 games. The Hawkeyes are leading the Big Ten and rank ninth nationally. The team has scored at least 84 points in nine games, averaging 97.3 points in wins and 72.8 points in losses.
- The Hawkeyes are second in the Big Ten and seventh nationally, averaging 19.7 assists per game. Iowa is leading the league and is fourth nationally with a 2.03 assist-to-turnover ratio.
- McCaffery is three wins from becoming the winningest coach in Iowa basketball history. Tom Davis has 271 victories as Iowa's head coach. With his next Big Ten victory, McCaffery will also have the most league wins (127) in program history.
- Iowa is one of 10 teams in the country to make the last four NCAA Tournaments and one of only three Big Ten teams to accomplish the feat (Purdue, Michigan State).

### PROBABLE STARTERS

				
<b>11 • TONY PERKINS</b> G • 6-4 • 205 • Sr.	<b>22 • PATRICK MCCAFFERY</b> F • 6-9 • 212 • RS Sr.	<b>20 • PAYTON SANDFORT</b> F • 6-7 • 215 • Jr.	<b>23 • BEN KRIKKE</b> F • 6-9 • 245 • Grad.	<b>32 • OWEN FREEMAN</b> F • 6-10 • 230 • Fr.
MIN: 27.4	MIN: 25.5	MIN: 24.9	MIN: 28.5	MIN: 16.7
PPG: 13.2	PPG: 10.1	PPG: 13.8	PPG: 17.0	PPG: 9.7
FG%: .432	FG%: .434	FG%: .466	FG%: .599	FG%: .610
ASST: 3.7	FT%: .750	3PT%: .376	REB: 5.6	REB: 5.2
REB: 4.5	REB: 3.4	REB: 6.9	STL: 1.1	BLK: 1.9

**NUMERICAL ROSTER**

No.	Name	Pos.	Ht.	Wt.	Yr.	Exp.	Hometown/High School (Previous School)	Pronunciation Guide
0	Even Brauns	C	6-9	245	Sr.	Tr.	Iowa City, Iowa/Iowa City West (Belmont)	Evan
1	Spencer Hutchison	G	6-4	202	RS Fr.	--	Dallas, Texas/The Episcopal School of Dallas	
2	Brock Harding	G	6-0	162	Fr.	HS	Moline, Ill./Moline	
4	Josh Dix	G	6-5	200	So.	1L	Council Bluffs, Iowa/Lincoln	
5	Dasonte Bowen	G	6-2	183	So.	1L	Boston, Mass./Brewster Academy	dah-SUHN-tae
10	Jovone Cater	G	6-2	180	Sr.	--	Far Rockaway, N.Y./Holy Cross	Jah-vahn
11	Tony Perkins	G	6-4	205	Sr.	3L	Indianapolis, Ind./Lawrence North	
13	Ladji Dembele	F	6-8	250	Fr.	HS	Newark, N.J./St. Benedict's Prep	LAH-gee Dem-BELL-eh
14	Carter Kingsbury	G	6-4	225	RS So.	1L	Ponca, Neb./Brewster Academy (N.H.)	
20	Payton Sandfort	F	6-7	215	Jr.	2L	Wauke, Iowa/Wauke	
22	Patrick McCaffery	F	6-9	212	RS Sr.	3L	Iowa City, Iowa/West	
23	Ben Krikke	F	6-9	245	Grad.	Tr.	Edmonton, Alberta/Jasper Place (Valparaiso)	CRICK-ee
24	Pryce Sandfort	F	6-6	205	Fr.	HS	Wauke, Iowa/Wauke Northwest	
25	Luc Laketa	G	6-5	185	Jr.	2L	Concord, Mich./Hanover Horton/Winchendon (Mass.)	Luke Lah-KET-ah
32	Owen Freeman	F	6-10	230	Fr.	HS	Moline, Ill./Moline	
44	Riley Mulvey	F	6-11	245	Jr.	2L	Rotterdam, N.Y./Covington	

**ALPHABETICAL ROSTER**

No.	Name	Pos.	Ht.	Wt.	Yr.	Exp.	Hometown/High School (Previous School)	Pronunciation Guide
5	Dasonte Bowen	G	6-2	183	So.	1L	Boston, Mass./Brewster Academy	dah-SUHN-tae
0	Even Brauns	C	6-9	245	Sr.	Tr.	Iowa City, Iowa/Iowa City West (Belmont)	Evan
10	Jovone Cater	G	6-2	180	Sr.	--	Far Rockaway, N.Y./Holy Cross	Jah-vahn
13	Ladji Dembele	F	6-8	250	Fr.	HS	Newark, N.J./St. Benedict's Prep	LAH-gee Dem-BELL-eh
4	Josh Dix	G	6-5	200	So.	1L	Council Bluffs, Iowa/Lincoln	
32	Owen Freeman	F	6-10	230	Fr.	HS	Moline, Ill./Moline	
2	Brock Harding	G	6-0	162	Fr.	HS	Moline, Ill./Moline	
1	Spencer Hutchison	G	6-4	202	RS Fr.	--	Dallas, Texas/The Episcopal School of Dallas	
14	Carter Kingsbury	G	6-4	225	RS So.	1L	Ponca, Neb./Brewster Academy (N.H.)	
23	Ben Krikke	F	6-9	245	Grad.	Tr.	Edmonton, Alberta/Jasper Place (Valparaiso)	CRICK-ee
25	Luc Laketa	G	6-5	185	Jr.	2L	Concord, Mich./Hanover Horton/Winchendon (Mass.)	Luke Lah-KET-ah
22	Patrick McCaffery	F	6-9	212	RS Sr.	3L	Iowa City, Iowa/West	
44	Riley Mulvey	F	6-11	245	Jr.	2L	Rotterdam, N.Y./Covington	
11	Tony Perkins	G	6-4	205	Sr.	3L	Indianapolis, Ind./Lawrence North	
20	Payton Sandfort	F	6-7	215	Jr.	2L	Wauke, Iowa/Wauke	
24	Pryce Sandfort	F	6-6	205	Fr.	HS	Wauke, Iowa/Wauke Northwest	

**SOCIAL ROSTER**

No.	Name	X	Instagram
0	Even Brauns	@EvenBrauns	@evenbrauns
1	Spencer Hutchison	@hutchison34033	@spencer.hutc
2	Brock Harding	@hardingbrock2	@brock.harding2
4	Josh Dix	@J0shDix	@joshdix4
5	Dasonte Bowen	@uncle_drew5	@da5onte
10	Jovone Cater	--	@lamjcater
11	Tony Perkins	@Saucy___T	@tonyperkins11_
13	Ladji Dembele	@ladji_kalilou	@lj_ladji
14	Carter Kingsbury	@CarterKingsbury	@carterkingsbury
20	Payton Sandfort	@Payton_20_	@Payton.20_
22	Patrick McCaffery	@patrickmccaff22	@patrickmccaffery22
23	Ben Krikke	@BenKrikke	@benkrikke
24	Pryce Sandfort	@prycesandfort	@prycesandfort
25	Luc Laketa	@LaketaLuc	@luc.laketa
32	Owen Freeman	@_OwenFreeman	@_owenfreeman
44	Riley Mulvey	@MulveyRiley	@rileymulvey_

**COACHING STAFF**

NAME	POSITION \ YEAR AT IOWA	ALMA MATER \ YEAR
Fran McCaffery	Head Coach \ 14th year	Pennsylvania \ 1982
Sherman Dillard	Assistant Coach \ 14th year	James Madison \ 1978
Courtney Eldridge	Assistant Coach \ 8th year	UNC Greensboro \ 2015
Matt Gatens	Assistant Coach \ 2nd year	Iowa \ 2012
Tristan Spurlock	Assistant Coach, Player Development \ 2nd year	UCF \ 2014
Al Seibert	Chief of Staff \ 13th year	Fredonia State \ 1985
Kyle Denning	Director, Operations \ 9th year	Iowa \ 2015
Lucas Pauley	Video Coordinator \ 8th year	Iowa \ 2018





# HEAD COACH FRAN McCAFFERY

Fran McCaffery, who is signed through the 2028 season, is in his 14th season as the head basketball coach at the University of Iowa and his 28th year overall as a college head coach. McCaffery has reached the 20-win plateau 11 of the previous 16 seasons.

McCaffery spent five seasons (2005-10) as the head coach at Siena, six years at UNC-Greensboro (1999-2005) and three seasons at Lehigh (1985-88) before joining the Hawkeyes.

McCaffery has nearly four decades of Division I coaching experience.

He is in his 42nd season as a collegiate coach, which includes 28 years as a head coach and 15 as an assistant. In 2022, McCaffery joined Hall of Fame coaches Rick Pitino, Bob Huggins, Eddie Sutton and Lefty Driesell as the only Division I coaches to lead teams to conference tournament titles in four or more different leagues (Big Ten, MAAC, SoCon, ECC). He is one of 14 coaches to lead at least four different Division I teams to the NCAA Tournament.

McCaffery, 64, won his 500th game as a head coach on Dec. 8, 2022 and win No. 250 at Iowa on Dec. 17, 2022. He holds a career mark of 520-358 (.593) and guided his teams to 16 postseason appearances (12 NCAA & four NIT). Iowa likely would have competed in another NCAA Tournament in 2020, if not for the NCAA canceling the postseason due to COVID-19. He is 269-180 (.599) at Iowa; the second winningest coach in program history. McCaffery led Iowa to wins in four of the last seven NCAA Tournaments (2015, 2016, 2019, and 2021).

Since taking over the Iowa program in 2010, Iowa has earned 10 postseason tournament bids (7 NCAA, 3 NIT). McCaffery coached Iowa to a Big Ten Tournament title and 26 wins in 2022, the second-most win total in program history. McCaffery has guided seven players to first team All-Big Ten status eight of the last 10 years, including the 2020 & 2021 National and Big Ten Player of the Year, Luka Garza.

McCaffery has posted upper division finishes in 10 of the last 11 seasons at Iowa and 22 of 27 seasons as a head coach. The Hawkeyes have finished fifth or better in the Big Ten standings seven of the last nine years. He has posted 20 wins or more 11 of the last 15 seasons, including eight of the last 10 years at Iowa (2013, 2014, 2015, 2016, 2019, 2020, 2021, and 2022). Iowa's 205 victories between 2013-21 are the most over a 10-year span at Iowa since 1987-96 (207).

McCaffery and the Hawkeyes boast a 173-44 (.795) home record the last 13+ seasons, which includes a school-record 18 wins in 2014 and 13 consecutive victories in 2019-20. Iowa has won 14+ games in Carver-Hawkeye Arena each of the last five seasons (2019, 2020, 2021, 2022, and 2023).

McCaffery's five years at Siena were the best in its 70-year history. He led the Saints on an incredible run that ended with three straight Metro Atlantic Athletic Conference championships and NCAA Tournament appearances.

McCaffery's Saints owned a 112-51 (.687) record in his five years with the program. He guided the Saints to four consecutive 20-win seasons. McCaffery's achievements earned the head coach Siena Hall of Fame recognition in 2017.

The 2009 MAAC Coach of the Year and 2010 District I Coach of the Year is the third winningest coach, by percentage, in league history (.68-22, .756). He is the only coach to guide a MAAC program to two NCAA Tournament wins. McCaffery led his 2008 and 2009 teams to first round NCAA Tournament victories over Vanderbilt and Ohio State, respectively.

In his final two seasons at Siena, he coached the Saints to back-to-back 27-win campaigns and boasted a combined 39-3 (.929) record against MAAC opponents, which included MAAC Tournament contests.

McCaffery began his coaching career as an assistant at Penn (1982-83) and Lehigh (1983-85). After three seasons as head coach at Lehigh, he spent 11 seasons as an assistant at Notre Dame (1988-99).

McCaffery played basketball at Wake Forest his freshman year (1977-78) and concluded his playing career at Penn his final three seasons (1979-82). He earned his bachelor's degree in economics from The Wharton School (Penn) in 1982. McCaffery also earned a master of education from Lehigh in 1985.

## THE McCAFFERY FILE

<b>Born:</b>	May 23, 1959
<b>Hometown:</b>	Philadelphia, Pennsylvania
<b>High School:</b>	LaSalle, 1977
<b>College:</b>	B.S. in Economics, The Wharton School (Penn), 1982 Master of Education, Lehigh, 1985
<b>Family:</b>	Wife, Margaret Sons, Connor, Patrick and Jonathan Francis Daughter, Marit Katherine Brother, Jack (sports writer in Philadelphia area)

## COACHING HONORS

MAAC Coach of the Year, 2009  
NABC District I Coach of the Year, 2009-10

## COACHING HISTORY (40 years)

1983	Assistant Coach, Penn
1984-85	Assistant Coach, Lehigh
1985-88	Head Coach, Lehigh
1988-99	Assistant Coach, Notre Dame
1999-05	Head Coach, UNC-Greensboro
2005-10	Head Coach, Siena
2010-present	Head Coach, University of Iowa

## COACHING CHART

Overall (27 seasons): 520-357 (.593)  
At Iowa (13 seasons): 269-180 (.599)^  
At Siena (five seasons): 112-51 (.688)^  
At UNC (six seasons): 90-87 (.508)^  
At Lehigh (three seasons): 49-39 (.557)^  
NCAA Tournament (12 appearances\*): 6-11  
NIT (four appearances): 6-4

\*McCaffery is the first coach to bring three different programs from one-bid leagues to the NCAA Tournament

^ McCaffery is one of five coaches to lead teams to conference tournament titles in four or more different leagues

## MCCAFFERY IN POSTSEASON PLAY

1988	NCAA Tournament -- Lehigh
1989	NCAA Tournament -- Notre Dame
1990	NCAA Tournament -- Notre Dame
1992	NIT -- Notre Dame
1997	NIT -- Notre Dame
2001	NCAA Tournament -- UNC-Greensboro
2002	NIT -- UNC-Greensboro
2008	NCAA Tournament -- Siena
2009	NCAA Tournament -- Siena
2010	NCAA Tournament -- Siena
2012	NIT -- Iowa
2013	NIT -- Iowa
2014	NCAA Tournament -- Iowa
2015	NCAA Tournament -- Iowa
2016	NCAA Tournament -- Iowa
2017	NIT -- Iowa
2019	NCAA Tournament -- Iowa
2020	NCAA Tournament postponed (COVID-19)
2021	NCAA Tournament -- Iowa
2022	NCAA Tournament -- Iowa
2023	NCAA Tournament -- Iowa

## PLAYING EXPERIENCE

Wake Forest, 1977-78  
Penn, 1979-82

## THE SETTING

The University of Iowa men's basketball team opens the 2024 calendar year with a Big Ten road game at No. 23 Wisconsin on Tuesday night at the Kohl Center. The game will tipoff at 6 p.m. (CT) and be televised on BTN.

## ON THE AIR

**Radio:** Tuesday's game will be broadcast on the Hawkeye Radio Network with Gary Dolphin (play-by-play) and Bobby Hansen (color) on the call. The network includes more than 40 stations that blanket the state of Iowa and include portions of Illinois, Nebraska, Minnesota, Missouri and Wisconsin. The Hawkeye Radio Network includes a 60-minute pregame show.

**TV:** Tuesday's game will be televised on BTN with Jeff Levering (play-by-play) and Laphonso Ellis (color) on the call.

## SCOUTING WISCONSIN

- The Badgers, who have been off since Dec. 22, bring a 9-3 record into the New Year. Wisconsin has won eight of its last nine games dating back to Nov. 17.
- Wisconsin's three losses came at No. 1 Arizona (98-73), at Providence (72-59) and against No. 9 Tennessee (80-70). The Badgers also have a 75-64 victory over No. 3 Marquette and a Big Ten road win at Michigan State.
- The Badgers are 6-1 in home games at the Kohl Center in 2022-23 with the lone loss coming against the Vols.
- Wisconsin has three players averaging in double figures and five averaging at least nine points. AJ Stoor leads the team in scoring, averaging 15 points per game. Steven Crawl averages 12.8 points and a team-high 7.3 rebounds, while shooting 60.2 percent from the field. Tyler Wahl averages 10.8 points and 5.8 rebounds, while John Blackwell (9.3) and Chucky Hepburn (9.0) average at least nine points.
- Hepburn is the team's top distributor with 47 assists to go along with 20 steals.

## SERIES HISTORY

- Tuesday's game is the 174th meeting in the all-time series with Wisconsin leading 87-86.
- The Badgers have won the last three meetings, including two wins in Madison. Wisconsin won 64-52 in the most recent game in Madison in Feb. 2023.
- Prior to the three-game losing streak, Iowa had won four straight game and six of eight overall.

## LAST GAME | IOWA 103, NIU 74

After giving up 48 points in the first half, the Hawkeyes buckled down, limiting NIU to 26 points on 29 percent shooting over the final 20 minutes en route to a 103-74 victory on Friday in Iowa City. Iowa had six players finish in double figures with Ben Krikke leading the way with 20 points on 9-of-12 shooting. Tony Perkins tied a career-high with eight assists, while freshman Pryce Sandfort netted a career high 12 points with three 3-point field goals. Iowa shot 50 percent from the field for the seventh time this season.

## MCCAFFERY APPROACHES RECORD

- Head coach Fran McCaffery, who is in his 28th season as a head coach and 14th at Iowa, needs three victories to become the winningest coach in program history. (Tom Davis has 271 victories.)
- With his next Big Ten Conference win, McCaffery will also pass Davis for the most Big Ten victories (127) in program history.

## MORE NOTABLES

- The Hawkeyes are 14th nationally in pace of play in 2023-24, averaging 77.2 possessions per 40 minutes.
- Iowa has had four different players hit the 20-point mark this season (Ben Krikke, Tony Perkins, Payton Sandfort, Patrick McCaffery).
- Iowa has had at least four players reach double digits in nine games this season.
- Iowa is 6-1 inside Carver-Hawkeye Arena this season and 20-4 in its last 23 home games.
- Iowa has won 89 of its last 95 nonconference home games, dating back to 2012.
- The Hawkeyes are 6-1 this season when shooting 50 percent or better from the floor.
- In its last two games, Iowa has scored 122 points in the paint -- 66 vs. UMBC and 56 against NIU.
- The Hawkeyes had a season-high 15 steals and nine blocks in the win over NIU. Iowa turned the 15 thefts into a season-best 38 fastbreak points.
- Iowa has held three opponents under 40 percent shooting this season. The team is undefeated in the three contests.
- The Hawkeyes held Florida A&M to 52 points on Dec. 16 in Des Moines -- the fewest points allowed since giving up 51 points to Portland State in 2021.
- Senior Tony Perkins has 22 assists to three turnovers over Iowa's last three games and he tied a career high with eight assists against NIU on Dec. 29. He is leading the team with 48 assists this season.
- Freshman Owen Freeman was recognized as the Big Ten Freshman of the Week for a school-record fourth time on Dec. 18. He is one of 16 players in Big Ten history to earn the league's freshman of the week honors at least four times.
- Junior Payton Sandfort has attempted 85 3-point field goals -- the most in the Big Ten. He has 32 makes -- second-most in the conference.
- Sandfort has made four 3-point field goals in four games this season. The junior has made two or more 3-pointers in each of his last eight games.
- The Hawkeyes are second in the Big Ten in free throw percentage, making 74.9 percent of their attempts this season.
- Sandfort has been Iowa's leading rebounder (or tied for the team lead) in six games this season. The forward is averaging 6.9 rebounds per game, which ranks 12th in the Big Ten.
- The Hawkeyes have earned five Big Ten weekly honors this season -- Ben Krikke (Player of the Week - 11/20) and Owen Freeman (Freshman of Week (11/13, 11/20, 12/4, 12/18). Freeman is the first Hawkeye freshman to earn the award in consecutive weeks and the four honors are a single season school record.

## BY THE NUMBERS

	IOWA	OPP
Scoring Average	87.8	77.2
Scoring Defense	77.2	87.8
Scoring Margin	+10.6	--
FG%	.479	.441
FG% Defense	.441	.479
FT%	.749	.694
3-PT FG%	.333	.358
3-PT FG% Defense	.358	.333
Rebound Margin	+1.8	--
Assists Per Game	19.7	14.0
Turnovers Per Game	9.7	13.9
Steals Per Game	8.6	6.2
Blocks Per Game	4.3	4.0

## IOWA QUICK FACTS

Location	Iowa City, Iowa
Enrollment	31,452
Founded	1847
President	Barbara J. Wilson
Interim Athletics Director	Beth Goetz
Nickname	Hawkeyes
Colors	Gold and Black
Conference	Big Ten
School Song/Mascot	On Iowa/Herky the Hawk
Arena	Carver-Hawkeye Arena
Capacity	14,998

NCAA Tournament Appearances	29
Final Fours	3
	(1955, 1956, 1980)
Big Ten Regular Season Titles	8
	1923, 1926, 1945, 1955, 1956, 1968, 1970, 1979)
Big Ten Tournament Titles	3
	(2001, 2006, 2022)

Head Coach	Fran McCaffery/14th year
Alma Mater/Year	Pennsylvania/1982
Assistant Coach	Sherman Dillard/14th year
Alma Mater/Year	James Madison/1978
Assistant Coach	Courtney Eldridge/2nd year
Alma Mater/Year	UNC Greensboro/2015
Assistant Coach	Matt Gatens (2nd year)
Alma Mater/Year	University of Iowa/2012
Asst. Coach, Player Development	Tristan Spurlock
Alma Mater/Year	Central Florida/2014
Chief of Staff	Al Seibert
Director, Basketball Operations	Kyle Denning
Video Coordinator	Lucas Pauley

Lettermen Returning/Lost	8/5
Starters Returning/Lost	1/4
Newcomers	8

Squad Breakdown	
Seniors	5
Juniors	3
Sophomores	3
Freshmen	5

## MARGIN OF VICTORY/DEFEAT

Points	1	2	3	4	5	6	7	8	9	10+	15+	20+
Wins	0	0	0	0	0	0	0	0	0	2	0	6
Losses	0	0	0	0	0	0	0	1	0	2	1	1



## 2023-24 BIG STANDINGS (As of 12/30)

Team	Big Ten	Pct.	Overall	Pct.
Indiana	2-0	1.000	10-3	.769
Northwestern	1-0	1.000	10-2	.833
Illinois	1-0	1.000	10-2	.833
Wisconsin	1-0	1.000	9-3	.750
Purdue	1-1	.500	12-1	.923
Nebraska	1-1	.500	11-2	.846
Ohio State	1-1	.500	11-2	.846
Minnesota	1-1	.500	10-3	.769
Maryland	1-1	.500	9-4	.692
Michigan	1-1	.500	6-7	.462
Penn State	1-1	.500	7-6	.538
Rutgers	0-1	.000	8-4	.667
<b>IOWA</b>	<b>0-2</b>	<b>.000</b>	<b>8-5</b>	<b>.615</b>
Michigan State	0-2	.000	8-5	.615

**Jan. 2**  
Iowa at Wisconsin  
Purdue at Maryland  
Northwestern at Illinois

**Jan. 4**  
Penn State at Michigan State  
Minnesota at Michigan

**Jan. 5**  
Illinois at Purdue

**Jan. 6**  
Rutgers at Iowa  
Nebraska at Wisconsin  
Ohio State at Indiana

**Jan. 7**  
Michigan vs. Penn State  
Michigan State at Northwestern  
Maryland at Minnesota

**Jan. 9**  
Indiana at Rutgers  
Purdue at Nebraska

**Jan. 10**  
Northwestern at Penn State  
Wisconsin at Ohio State

**Jan. 11**  
Michigan at Maryland  
Michigan State at Illinois

**Jan. 12**  
Minnesota at Indiana  
Nebraska at Iowa

**Jan. 13**  
Northwestern at Wisconsin  
Penn State at Purdue

**Jan. 14**  
Rutgers at Michigan State  
Maryland at Illinois

**Jan. 15**  
Ohio State at Michigan  
Iowa at Minnesota

- Sophomore Dasonte Bowen has 41 assists to nine turnovers this season. His 4.56 assist-to-turnover ratio is third in the Big Ten and sixth nationally. Iowa has four players ranked in the top 11 in the Big Ten in assist-to-turnover ratio.
- The Hawkeyes have placed fifth or better in the Big Ten standings in five straight and 10 of the last 11 years, and the program has won 10 or more Big Ten games in eight of the last nine seasons.
- Iowa led the Big Ten and was 18th nationally in scoring offense (80.1). The Hawkeyes have led the league in scoring in seven of the last 11 seasons, including six straight years.

**KRIKKE-PAYTON-HARDING: 3 DUBS**

The Hawkeyes had three players tally double doubles in Iowa's 103-81 victory over UMBC on Dec. 20 -- Payton Sandfort (18 points, 10 rebounds, Ben Krikke (17 points, 12 rebounds) and Brock Harding (10 points, 12 assists).

- It is the first time since 2013 that Iowa has had three double-doubles in the same game. Jarrod Uthoff, Melsahn Basabe and Gabe Olasani each posted points-rebounds double-doubles in a win over Farleigh Dickinson.

**A DOZEN DIMES**

Brock Harding became the second consecutive Hawkeye freshman to post a double-double, finishing with 10 points and a career-high 12 assists against UMBC on Dec. 20.

- Harding's 12 assists are the most by an Iowa freshman since Jordan Bohannon's 13 against TCU in the 2017 NIT.
- The points-assists double-double is the first by a Hawkeye since Joe Toussaint in 2021.
- Harding is the 21st player with a 10+ assists game in school history.
- Owen Freeman and Harding are the first freshman duo to post a double-double in back-to-back games since Tyler Cook and Bohannon in the 2016-17 season.

**KRIKKE: BIG POW**

Graduate student Ben Krikke averaged 24.5 points and seven rebounds in games against No. 8 Creighton and Arkansas State to earn Big Ten Player of the Week honors on Nov. 20. The forward had back-to-back 20-point games, shooting 66 percent from the field (21-of-32). He scored 24 points at Creighton and a season-high 25 points against Arkansas State, while also finishing with nine rebounds, a career-high four steals and three blocks.

- It is Krikke's first Big Ten honor and third of his career. He was a two-time MVC Player of the Week during the 2022-23 season.

**FREEMAN: BIG FOW X 4**

Forward Owen Freeman is the first Hawkeye to earn back-to-back Big Ten Freshman of the Week honors and he has been recognized four times this season (Nov. 13, Nov. 20, Dec. 4, Dec. 18) -- the most by an Iowa freshman in school history. (Aaron White previously held the record with three honors in 2011-12).

- Indiana's Jalen Hood-Schifino and Ohio State's Brice Sensabaugh both earned four weekly honors last season. Freeman is one of 16 players all-time to earn at least four Big Ten weekly freshman honors.
- The Moline, Illinois, native averaged 11 points and three rebounds in wins over North Dakota and Alabama State to earn his first accolade before putting up 7.5 points, 2.5

blocks and two rebounds in games against No. 8 Creighton and Arkansas State. He earned his third accolade after scoring 16 points on 6-of-8 shooting to go along with five rebounds, five blocks and three steals in a win over North Florida.

- Freeman's record-breaking honor came after posting his first double-double (14 points, 11 rebounds) in Iowa's 88-52 victory over Florida A&M on Dec. 16.

**CONSISTENT KRIKKE**

Graduate Ben Krikke has scored in double figures in 11 of Iowa's 13 games this season. The Canada native is leading the team, averaging 17 points on 59.9 percent shooting.

- Krikke ranks second in the Big Ten in field goal percentage (.599), fourth in the Big Ten in field goals (88), eighth in free throw attempts (59), 10th in scoring (17.0) and 11th in free throws made (43).
- He has shot 60 percent or better from the field in six games and he has two games with 10 or more field goals. He made 8-of-10 field goals (80 percent) in the win over Seton Hall on Nov. 24.
- Krikke posted his first double-double as a Hawkeye, finishing with 17 points and a season-high 12 rebounds in the win over UMBC. It was Krikke's fourth career double-double.
- He has a team-high five 20-point games. He scored 24 points (11-of-18 shooting) at No. 8 Creighton and a season-high 25 points (10-of-14 FG), nine rebounds and four steals in the win over Arkansas State. Against UNF, Krikke scored 21 points (5-of-9 shooting) -- 17 in the second half -- and went 11-for-11 from the free throw line. He netted 24 points on 8-of-15 shooting (8-of-11 FT) against Michigan and 20 points on 9-of-12 shooting against NIU.
- Krikke is the first Hawkeye to go perfect from the free throw line (at least 10 makes) since Jordan Bohannon (10-for-10) in 2019.

**PAYTON SANDFORT**

Junior Payton Sandfort is second on the team in scoring and is leading the team in rebounding to open the season, averaging 13.8 points and 6.9 rebounds in 24.9 minutes.

- Sandfort has two 20 point games, giving him nine such games in his career. He scored 21 points against North Dakota in the season opener, netting 10 of Iowa's first 16 points and 13 of 21 to open the game. He also had nine rebounds.
- The forward scored a season-high 22 points on 7-of-14 shooting with four 3-pointers in the neutral site win over Seton Hall. He also grabbed nine rebounds.
- Sandfort has a team-high two double-doubles. He tallied his first career double-double, finishing with 17 points and a career-high 12 rebounds against Alabama State. Late in the first half, he scored 12 points in a span of 111 seconds, including a four-point play. He finished with 18 points and 10 rebounds with four 3-pointers in a win over UMBC on Dec. 20.
- Sandfort has scored in double figures in 11 of the team's 13 games this season.

**BIG O**

Freshman Owen Freeman has been a steady contributor in his first 13 collegiate games. The Illinois native is averaging 9.7 points on a team-best 61 percent shooting. He has a team-high 25 blocks to go along with 16 steals.

- Freeman made his first career start on Dec. 10 against

**NATIONAL RANKINGS****AP Poll (Week 8)**

- Purdue (46)
- Kansas (5)
- Houston (9)
- Arizona
- UConn
- Tennessee
- Florida Atlantic
- Kentucky
- North Carolina
- Marquette
- Illinois
- Oklahoma
- Gonzaga
- BYU
- Colorado State
- Duke
- Baylor
- Clemson
- Memphis
- James Madison
- Texas
- Creighton
- Wisconsin
- Ole Miss
- Providence

**Coaches Poll (Week 8)**

- Purdue (24)
- Kansas (1)
- Houston (7)
- Arizona
- UConn
- Florida Atlantic
- Tennessee
- Marquette
- Illinois
- Kentucky
- North Carolina
- BYU
- Oklahoma
- Colorado State
- Duke
- Gonzaga
- Clemson
- Memphis
- Baylor
- Creighton
- James Madison
- Texas
- Wisconsin
- Ole Miss
- Providence

Michigan.

- Freeman has reached double digits in six games this season, including scoring a career-high 16 points on 6-of-8 shooting in the win over North Florida. He had five rebounds, five blocks (three in the matter of seconds on a single possession) and three steals in the game. His block effort was the No. 4 play of the day on SportCenter's Top 10 plays.
- His five blocks were the most for the program since Keegan Murray had five blocks against Longwood in 2021.
- The forward became the first Hawkeye freshman since Joe Wieskamp in 2018 to notch a double-double when he finished with 14 points and a career-high 11 rebounds in the victory over Florida A&M on Dec. 16.
- Freeman has three or more blocks in five games this season and six or more rebounds five times. He is fifth in the Big Ten and 45th nationally with 25 blocks.

### TP SHINES

Playing with a heavy heart following the death of his grandmother earlier in the week, senior Tony Perkins delivered his best game of the season in Iowa's 103-78 victory over North Florida on Nov. 30. The Indianapolis native scored 21 points on 8-of-10 shooting with two of his field goals coming from 3-point range. He scored 12 points before the game was eight minutes old.

• Perkins has reached double figures in 11 of 13 games this season, including four 15+ point contests. He is third on the team with a 13.2 scoring average, while being fourth on the team in rebounding (4.5) and leading the team in steals (21) and assists (48).

• Perkins has had seven assists in consecutive games in wins over Florida A&M and UMBC before tying a career-high with eight assists in the win over NIU. He stuffed the stat sheet in the win over the Retrievers, finishing with a season-high 23 points, seven assists, six rebounds and four steals, while attempting a career-high 18 shots.

### P-MAC: 2-2

Senior Patrick McCaffery netted his sixth career 20-point game against Alabama State on Nov. 10, making 7-of-12 field goals en route to a 22-point outing. The forward scored eight of Iowa's first 12 points and 10 of the first 16 over the first 7 1/2 minutes.

- McCaffery is averaging 10.1 points on 43.4 percent shooting in 13 games and he has made 27-of-36 attempts from the free throw stripe.
- The Iowa City, Iowa, native has scored in double digits in eight games this season. He has two games scoring 15 or more points.

### DASONTE'S BIG DAY

Sophomore Dasonte Bowen had the best game of his career against Arkansas State on Nov. 17, scoring a career-high 17 points, while finishing with three steals and three assists. Bowen made 4-of-5 field goals and 9-of-10 free throws in the game.

- Bowen has landed in double figures in four games in 2022-23, including a 13-point, four rebound effort in the road game at Iowa State and a 15-point outing in the win over NIU.
- The Boston native has been one of Iowa's best distributors. He has three or more assists in eight contests and has played clean basketball (not committing a turnover) five times. He is third in the Big Ten and ranks sixth nationally with a 4.56 assist-to-turnover ratio.

### 20 POINTERS

The Hawkeyes have had four players account for 10 20-point games during the 2023-24 season -- Ben Krikke (24 at Creighton, 25 vs. Arkansas State, 21 vs. UNF, 24 vs. Michigan, 20 vs. NIU), Payton Sandfort (21 vs. UND, 22 vs. Seton Hall), Patrick McCaffery (22 vs. Alabama State) and Tony Perkins (21 vs. UNF, 23 vs. UMBC).

### SHARE & TAKE CARE

The Hawkeyes are second in the Big Ten and rank seventh nationally, averaging 19.7 assists per game. Iowa has had 20 or more assists in seven games this season, including a season-high 33 in the win over UMBC. The 33 assists are tied for the second most in a single game in school history.

- Iowa is 6-1 this season when handing out 20 or more assists.
- On the flip side, Iowa averages 9.7 turnovers per game -- second-fewest in the Big Ten. The team has committed 10 or fewer turnovers in eight games (5-3 record), including a season-low four turnovers against UMBC (33 assists, four turnovers).
- Iowa's 2.03 assist-to-turnover ratio is tops in the Big Ten and fourth nationally.

### DISTRIBUTING GUARDS

Iowa's primary ball handlers-- Dasonte Bowen, Brock Harding, Tony Perkins and Josh Dix -- have a combined for 151 assists to 50 turnovers in 13 games.

- The quartet had 21 assists to one turnover in Iowa's victory over UMBC on Dec. 20.
- Bowen has 41 assists to nine turnovers, Harding has 43 assists to 15 turnovers, Perkins has 48 assists to 18 turnovers and Dix has 19 assists to eight turnovers.
- Harding had 14 assists (seven in each game) in his first two collegiate games in just 25 minutes.
- Bowen is third in the Big Ten (and sixth nationally) in assist-to-turnover ratio at 4.56.

### 3 IS FOR ME

The Hawkeyes have made 91 3-point field goals in 13 games, averaging seven makes per contest. Eleven different players have made at least one 3-pointer.

- Iowa is 5-1 when making at least eight 3-point field goals this season.
- Iowa made a season-high 12 3-point field goals (on 24 attempts) against North Dakota in the season opener and 10 3-balls (on 20 attempts) against Florida A&M in Des Moines.
- Junior Payton Sandfort has a team-leading 32 3-pointers (in 85 attempts) to lead the team. (He is one of three-Hawkeyes with 10 or more 3-point field goals.) The forward has four games with four or more 3-pointers this season and 10 such games in his career.
- Sandfort has made at least two three pointers in eight consecutive games this season, dating back to Nov. 24 against Seton Hall.

### AT THE LINE

The Hawkeyes get to the free throw line early and often under head coach Fran McCaffery and the team routinely makes more free throws than its opponents attempt.

- The team has made more free throws than its opponent has attempted in seven of the 13 games this season.
- The Hawkeyes are averaging 16.5 makes at the free throw line this season -- 43rd-most in the country.

### 2023-24 STATISTICS (As of 12/30/23)



	STAT	NCAA	BIG
W-L%	.615	128	11
SCORING	87.8	9	1
SCORING DEF.	77.2	303	13
SCORING MARGIN	+10.6	77	7
REBOUNDING	39.5	69	5
REBOUNDING MARGIN	+1.8	176	11
ASSISTS	19.7	7	2
ASSIST-TO RATIO	2.03	4	1
TURNOVER MARGIN	+4.2	20	4
STEALS	8.6	53	2
BLOCKED SHOTS	4.3	85	8
FG%	.479	49	5
FG% DEFENSE	.441	243	12
3FG MADE	7.0	228	9
3FG%	.333	186	8
3FG% DEFENSE	.358	306	14
FT%	.749	49	2

### INDIVIDUAL (ALL GAMES)

<b>SCORING P/GAME</b>			
Ben Krikke	17.0	119	10

<b>REBOUNDING P/GAME</b>			
Payton Sandfort	6.9	180	12

<b>FIELD GOAL PERCENTAGE (MIN. 5.0 FGM/G)</b>			
Ben Krikke	.599	34	2

<b>3-POINT FIELD GOALS MADE</b>			
Payton Sandfort	32	90	2

<b>FREE THROW PERCENTAGE (MIN. 2.5 FTM/G)</b>			
Tony Perkins	.782	266	15

<b>ASSISTS P/GAME</b>			
Tony Perkins	3.7	199	10
Brock Harding	3.3	277	14
Dasonte Bowen	3.2	325	15

<b>BLOCKED SHOTS P/GAME</b>			
Owen Freeman	1.92	45	5

<b>ASSIST-TO-TURNOVER RATIO (MIN. 3 AST/G AVG)</b>			
Dasonte Bowen	4.56	6	3
Brock Harding	2.87	45	7
Tony Perkins	2.67	61	8
Payton Sandfort	2.29	108	11

<b>DOUBLE-DOUBLES</b>			
Payton Sandfort	2	161	10
Owen Freeman	1	299	18
Ben Krikke	1	299	18
Brock Harding	1	299	18

- Iowa attempted a season-high 46 free throws (made 32) against Arkansas State. The 46 attempts are the third-most in the McCaffery era.
- The Hawkeyes are 5-1 this season when attempting 20 or more free throws

### IT'S THE NEWCOMERS

- Iowa's newcomers have accounted for 490 points -- 42.9 percent of the team's scoring -- in the first 13 games.
- Iowa's four freshmen account for 23 percent of Iowa's points in 2023-24, scoring a combined 263 points.
  - Graduate transfer Ben Krikke has reached double figures in 11 games, where he is averaging a team-best 17 points on 59.9 percent shooting.
  - Freshman Owen Freeman is averaging 9.7 points and 5.2 rebounds, while swatting a team-best 25 shots. He is shooting a team-best 61 percent from the floor.
  - Brock Harding scored a career-high 10 points in back-to-back games and notched his first career double-double against UMBC. Ladji Dembele scored a career-best nine points against FAMU on Dec. 16 and Pryce Sandfort had a career-best 12 points against NIU on Dec. 29.

### 10 DEEP

- The Hawkeyes have 10 players that are averaging double-digit minutes in the first 13 games of the season.
- Iowa's reserves have scored 30 or more points in four games, averaging 26.2 points per game.

### IMPACT TRANSFER

- The Hawkeyes added an impact transfer to the roster in Valparaiso transfer Ben Krikke. The Edmonton, Alberta, Canada, native was a first-team All-MVC selection in 2022-23 after leading the Missouri Valley Conference at 19.4 points per game overall and 21 points in conference play. Krikke shot 55.2 percent from the field and 79.6 percent from the free throw stripe, while averaging 5.9 rebounds and 2.1 assists per game.
- Krikke is leading the team with a 17.0 scoring average in 13 games with a team-best five 20-point contests. He has made eight or more field goals in six contests and 10 or more in two games, including 11 field goals (on 18 attempts) in the road game at No. 8 Creighton.
  - For his career, Krikke has scored in double figure in 93 (of 135) career games, which includes 29 20-point games. He has scored 1,817 career points (13.5 career avg.), shooting 54.7 percent from the field and 79.6 percent from the charity stripe.

### P, P & P

- The Hawkeyes return three Ps -- Patrick, Payton and Perkins -- in 2023-24. The trio have combined to start 136 games in their collegiate careers and appear in 290 career games.
- Fifth-year senior Patrick McCaffery has averaged 10.5 and 9.8 points in his last two seasons. For his career, the Iowa City, Iowa, native shoots 42.1 percent from the field, averaging 8.6 points in 105 career games.
- Junior Payton Sandfort is slated for a big jump in 2023-24 after being the 2023 Big Ten Sixth Man of the Year. The Waukegan, Iowa, native averaged 10.3 points, making 59 3-pointers a season ago -- second-most on the team. Sandfort is ranked as the No. 89 player nationally by THE ALMANAC.

- Senior Tony Perkins has a team-high 60 career starts as a Hawkeye and he's the team's leading returning scorer after averaging 12.3 points per game in 2022-23. The Indianapolis native is a preseason second-team All-Big Ten selection by THE ALMANAC.

### SANDFORT: JULIUS ERVING WATCH LIST

- Junior Payton Sandfort is one of 20 players named to the Julius Erving Small Forward of the Year Preseason Watch List -- an award that recognizes the top small forwards in men's college basketball annually.
- Sandfort is one of three players in the Big Ten on the preseason watch list.
  - The forward is also listed as a potential "breakout" star by Jon Rothstein and The Athletic's CJ Moore.

### WHO'S NEXT?

Head coach Fran McCaffery has coached seven players to first-team All-Big Ten selection in eight of the last 10 years.

### FOREIGN IMPACT

- Iowa went 3-0 during its foreign trip with victories over the Paris, Valencia and Barcelona All-Stars. The Hawkeyes averaged 127 points per game in the three victories, shooting 48.4 percent from the field and 38.2 percent from 3-point range.
- Payton Sandfort (19 points, 11 rebounds) and Ben Krikke (16.3 points, 11.7 rebounds) averaged double-doubles, while Tony Perkins (16.3 points), Dasonte Bowen (12.3 points), Brock Harding (11.3 points), Josh Dix (11 points), and Owen Freeman (10.3 points) all averaged in double figures. Freeman pulled down a team-best 12.3 rebounds per game.

### WELCOME HOME

- Senior Even Brauns returns to his hometown to fulfill a lifelong dream of playing for the Hawkeyes. The center spent the past three years at Belmont University in Nashville, where he played in 92 career games with 31 starts. Brauns averaged seven points and 5.3 rebounds during his junior season with the Bruins.
- Brauns played at both Iowa City Regina and Iowa City West High Schools as a prep. He was an all-state player as a senior after averaging 15.6 points and 7.3 rebounds as a senior. He played his junior season as a teammate of Patrick McCaffery.

### 8 NEW FACES

- Half of Iowa's roster is comprised of newcomers in 2023-24, including two transfers. Ben Krikke is a graduate transfer from Valparaiso, while Iowa City native Even Brauns returns home after playing three seasons at Belmont.
- The Hawkeyes welcome five freshmen -- Ladji Dembele, Owen Freeman, Brock Harding, Spencer Hutchison and Pryce Sandfort -- and senior guard Jovone Cater. Hutchison and Cater are non-scholarship student-athletes.

### MR. BASKETBALLS

- Two Hawkeye freshmen -- Brock Harding and Pryce Sandfort -- were named their state's Mr. Basketball in 2023.
- Harding, who scored 1,889 points in his prep career, earned Illinois Mr. Basketball honors after averaging 18.4

Head coach Fran McCaffery and the University of Iowa men's basketball program signed two student-athletes to National Letters of Intent on Nov. 8.

### COOPER KOCH (pronounced KOTCH)

Forward, 6-8, 205

Peoria, Ill.

Metamora Township High School

- Transferred from Peoria Notre Dame to Metamora High School for his senior season
- Selected to the 2023 adidas Eurocamp in Treviso, Italy
- Four-star ranking by Rivals and ESPN
- Rated as the No. 71 player nationally by On3, No. 14 power forward and No. 2 player in Illinois
- Ranked as the No. 51 player nationally by 247Sports and the No. 8 power forward in the class
- Earned Illinois Basketball Coaches Association 3A first-team all-state honors as a junior after averaging 18.6 points and eight rebounds, 3.5 assists and 2.2 steals
- Was AP second-team all-state in 2022-23 and first-team All-Big 12 Conference honoree
- Honorable mention all-state and all-conference selection as a sophomore after averaging 16 points, seven rebounds, four assists, two steals and a block
- Plays for Indiana Elite on AAU circuit
- Son of former Hawkeye and NBA player J.R. Koch, who played for Iowa from 1995-99. J.R. was an NBA second round draft pick by the New York Knicks in 1999

### CHRIS TADJO (Pronounced TAJ-oh)

Forward, 6-8, 220

Montreal, Quebec

NBA Academy Latin America

- Four-star recruit by On3
- Rated as the No. 66-best player in the class and the 11th-best power forward
- Attends the NBA Academy Latin America -- an elite basketball training program for top prospects from Mexico, the Caribbean, Central America, South America and Canada
- Selected as the Defensive MVP of the 2022 Basketball Without Borders (BWB) America's Camp in San Luis Potosi, Mexico
- Named a BWB Americas All-Star
- Named Most Valuable Player of the White Team at the BioSteel All-Canadian Games after posting a double-double (25 points, 16 rebounds)

points and 5.7 assists at Moline High School. He is the first Western Big Six player to earn the distinction since 2011 (Chasson Randle, Stanford). Other recent past winners include: Braden Huff, E.J. Liddell, Jalen Brunson, Jabari Parker and Jahliil Okafor.

- Harding is the second Mr. Basketball in the state of Illinois to become a Hawkeye, joining Ed Horton (1985-89).
- Sandfort earned Iowa's Mr. Basketball honors after averaging 24.9 points, 11 rebounds, 2.8 assists, 2.7 blocks and 1.7 steals at Waukee Northwest High School. The forward led Class 4A in points, blocks, field goals made, 3-pointers made, free throws made and defensive rebounds.
- Sandfort is the first Mr. Basketball to join the Hawkeye program since Joe Wieskamp, who earned the distinction in 2018.

### FAMILY BUSINESS

Iowa will have a set of brothers on the roster for the fifth straight year in 2023-24. Payton and Pryce Sandfort follow Connor and Patrick McCaffery, who were Hawkeye teammates from 2019-23.

### TEAMMATES AGAIN

- Patrick McCaffery and Even Brauns reunite after being prep teammates at Iowa City West High School. Brauns spent the past three seasons at Belmont University.
- Payton and Pryce Sandfort were teammates at Waukee High School. Pryce played his final two prep seasons at Waukee Northwest High School.
- Brock Harding and Owen Freeman remain teammates in Iowa City. The duo won a state title at Moline High School in 2023.
- Dasonte Bowen and Carter Kingsbury were teammates at the Brewster Academy in New Hampshire.

### BACK-TO-BACK FIRST ROUNDERS

The Hawkeyes have had a first round NBA Draft pick in consecutive seasons for the second time in program history.

- Keegan Murray was selected fourth overall by the Sacramento Kings -- the highest pick in program history -- during the 2022 NBA Draft and Kris Murray was taken 23rd overall in the 2023 NBA Draft by the Portland Trailblazers.
- John Johnson was selected by Cleveland in 1970 and Seattle picked Fred Brown in 1971. (B.J. Armstrong and Roy Marble were both first round picks in the 1989 NBA Draft.

### HAWKEYE FASTBREAKS

- Iowa is 153-31 when scoring 80 points or more, the last 13+ seasons. The Hawkeyes are 95-3 when holding opponents to fewer than 61 points, the last 13 years.
- Iowa made more free throws (495) than its opponents attempted (472) during the 2022-23 season. The Hawkeyes have only once before accomplished the feat over the last 25 years (2018-19).

### IOWA HISTORY

Iowa has played 2,954 games since beginning basketball in 1902. Iowa's overall record is 1,747-1,207 (.591). Iowa's 1,747 wins are 38th most among Division I programs. That includes a 1,117-382 (.745) record in home games, a 630-825 (.433) record in contests away from Iowa City, an 826-823 (.502) mark in Big Ten games and a 521-156 (.769) record in Carver-Hawkeye Arena.

### IOWA VS. RANKED TEAMS

The Hawkeyes are 0-2 against AP ranked opponents in 2023-24, dropping road games at No. 8 Creighton in the Gavitt Tipoff Games and at No. 4 Purdue.

- Iowa went 3-2 in such games in 2022-23 with wins over No. 15 Indiana (home), No. 20 Iowa State (home) and No. 15 Indiana (away).
- Below are Iowa's most recent victories over nationally-ranked opponents:

#### At Home:

91-89 over No. 15 Indiana, 1/5/23  
75-56 over No. 20 Iowa State, 12/8/22  
77-73 over No. 25 Wisconsin, 3/4/21  
79-66 over No. 25 Rutgers, 2/10/21  
86-71 over No. 16 Minnesota, 1/10/21

#### On the Road:

90-68 over No. 15 Indiana, 2/28/23  
75-62 over No. 18 Ohio State, 2/19/22  
73-57 over No. 4 Ohio State, 2/28/21  
77-62 over No. 21 Wisconsin, 2/18/21  
77-75 over No. 14 Rutgers, 1/2/21

#### Neutral Court:

75-66 over No. 9 Purdue, 3/13/22  
72-61 over No. 12 Texas Tech, 11/28/19  
79-72 over No. 22 Cincinnati, 3/22/19  
77-69 over No. 13 Oregon, 11/15/18

### HAWKEYES IN CHA

Iowa finished the 2022-23 season with a 14-3 record inside Carver-Hawkeye Arena. The Hawkeyes have won 14 or more home games in each of the last five seasons.

### TOP-25 ATTENDANCE

- The Hawkeyes ranked 24th nationally in attendance during the 2022-23 season, averaging 12,371 fans at their 17 home contests inside Carver-Hawkeye Arena.
- It marked the 10th straight season, with fans, that Iowa has ranked in the top 30 in national attendance and the 35th time in the top 25.

### HAWK TALK WITH COACH MCCAFFERY

Hawk Talk with Fran McCaffery, presented by Hyatt Regency, is the weekly radio show of Iowa's head men's basketball show. Hosted by Gary Dolphin and Bob Hansen, Hawk Talk is 90 minutes (7-8:30 p.m. (CT) of discussion on Hawkeye basketball. It is held at the Hyatt Regency in Coralville and the first show in 2023-24 will be on Nov. 27.

### BY THE NUMBERS

	All Games	Big Ten	Home Games	Away Games	Neutral Games	Iowa Wins	Iowa Losses
Record	8-5	0-2	6-1	0-3	2-1	8-0	0-5
Points	87.8	74.0	97.9	72.3	80.0	97.3	72.8
Opp. Pts.	77.2	88.5	76.0	89.7	67.7	70.8	87.6
FG%	.479	.411	.498	.426	.481	.516	.414
FG% Def.	.441	.504	.433	.524	.381	.401	.508
3PT%	.333	.289	.340	.345	.309	.360	.287
3PT% Def.	.358	.347	.385	.366	.274	.369	.339
FT%	.749	.738	.760	.745	.719	.741	.767
REB	39.5	33.5	41.1	32.7	42.3	42.4	34.8
ASST	19.7	16.5	21.9	17.0	17.3	22.4	15.4
TO	9.7	9.0	7.4	11.3	13.3	8.5	11.6
STL	8.6	7.0	10.3	7.0	6.3	9.8	6.8
BLK	4.3	3.0	4.6	4.0	4.0	4.6	3.8



2023-24 IOWA MEN'S BASKETBALL



#5 DASONTE BOWEN  
G • 6-2 • 183 • So.  
Boston, Mass.  
Brewster Academy (N.H.)

SEASON HIGHS

Points \_\_\_\_\_ 17 vs. Arkansas St., 11/17/23  
FGM \_\_\_\_\_ 5 vs. Northern Illinois, 12/29/23  
FGA \_\_\_\_\_ 8, 3X, last vs. Northern Illinois, 12/29/23  
3-PT FGM \_\_\_\_\_ 1, 4X, last vs. Northern Illinois, 12/29/23  
3-PT FGA \_\_\_\_\_ 3, 2X, last vs. Northern Illinois, 12/29/23  
FTM \_\_\_\_\_ 9 vs. Arkansas State, 11/17/23  
FTA \_\_\_\_\_ 10 vs. Arkansas State, 11/17/23  
REB \_\_\_\_\_ 3 vs. North Dakota, 11/7/23  
AST \_\_\_\_\_ 5, 3X, last vs. Michigan, 12/10/23  
STL \_\_\_\_\_ 3 vs. Arkansas State, 11/17/23  
BLK \_\_\_\_\_ 1 vs. Florida A&M, 12/16/23  
MIN \_\_\_\_\_ 29 vs. Arkansas St., 11/17/23

CAREER HIGHS

Points \_\_\_\_\_ 17 vs. Arkansas State, 11/17/23  
FGM \_\_\_\_\_ 5, 2X, last vs. Northern Illinois, 12/29/23  
FGA \_\_\_\_\_ 8, 3X, last vs. Northern Illinois, 12/29/23  
3-PT FGM \_\_\_\_\_ 2 vs. Eastern Illinois, 12/21/22  
3-PT FGA \_\_\_\_\_ 3, 3X, last vs. Northern Illinois, 12/29/23  
FTM \_\_\_\_\_ 9 vs. Arkansas State, 11/17/23  
FTA \_\_\_\_\_ 10 vs. Arkansas State, 11/17/23  
REB \_\_\_\_\_ 4 vs. Wisconsin, 12/11/22  
AST \_\_\_\_\_ 5, 3X, last vs. Michigan, 12/10/23  
STL \_\_\_\_\_ 3 vs. Arkansas State, 11/17/23  
BLK \_\_\_\_\_ 1, 2X, last vs. Florida A&M, 12/16/23  
MIN \_\_\_\_\_ 29 vs. Arkansas State, 11/17/23

Opponent	Date	GS	MIN	Total		3-Pointers		Free throws		Rebounds				PF	A	TO	BLK	STL	PTS	AVG
				FG-FGA	PCT	3FG-3FGA	PCT	FT-FTA	PCT	OFF	DEF	TOT	AVG							
North Dakota	11/07/2023	*	21:43	4-6	.667	1-2	.500	3-3	1.000	1	2	3	3.0	1	5	0	0	2	12	12.0
Alabama St.	11/10/2023	*	18:21	1-6	.167	0-3	.000	0-0	.000	1	1	2	2.5	2	5	0	0	0	2	7.0
at Creighton	11/14/2023	*	25:25	1-6	.167	0-0	.000	0-0	.000	0	1	1	2.0	2	4	1	0	0	2	5.3
Arkansas St.	11/17/2023	*	28:56	4-5	.800	0-0	.000	9-10	.900	0	2	2	2.0	3	3	0	0	3	17	8.3
vs Oklahoma	11/23/2023	*	24:09	3-8	.375	0-1	.000	1-2	.500	3	0	3	2.2	3	1	2	0	1	7	8.0
vs Seton Hall	11/24/2023	*	15:15	1-1	1.000	0-0	.000	1-1	1.000	0	1	1	2.0	2	2	1	0	0	3	7.2
North Florida	11/29/2023	*	17:20	2-4	.500	1-2	.500	4-4	1.000	1	0	1	1.9	1	3	0	0	1	9	7.4
at Purdue	12/04/2023	*	13:01	1-3	.333	1-1	1.000	0-0	.000	1	0	1	1.8	1	4	1	0	0	3	6.9
at Iowa St.	12/07/2023		20:46	3-8	.375	0-1	.000	7-7	1.000	1	1	2	1.8	4	4	1	0	1	13	7.6
Michigan	12/10/2023		12:33	0-1	.000	0-0	.000	0-0	.000	1	1	2	1.8	2	5	1	0	0	0	6.8
vs Florida A&M	12/16/2023		14:21	3-5	.600	0-1	.000	1-2	.500	1	1	2	1.8	1	2	1	1	0	7	6.8
UMBC	12/20/2023		15:05	1-7	.143	0-1	.000	0-0	.000	2	0	2	1.8	0	1	0	0	0	2	6.4
NIU	12/29/2023		12:56	5-8	.625	1-3	.333	4-5	.800	1	0	1	1.8	1	2	1	0	1	15	7.1
Totals		8	239:51	29-68	.426	4-15	.267	30-34	.882	13	10	23	1.8	23	41	9	1	9	92	7.1

CAREER STATISTICS

YEAR	G/GS	FG-A	PCT	3-PT	PCT	FT-A	PCT	REB	AVG	PF-FO	AST	TO	BLK	STL	PTS	AVG
Fresh.	26/1	29-61	.475	4-11	.364	19-28	.679	23	0.9	26-0	26	25	1	7	81	3.1
Soph.	13/8	29-68	.426	4-15	.267	30-34	.882	23	1.8	23-0	41	9	1	9	92	7.1
CAREER	39/9	58-129	.450	8-26	.308	49-62	.790	46	1.2	49-0	67	34	2	16	173	4.4



#0 EVEN BRAUNS  
C • 6-9 • 245 • Sr.  
Iowa City, Iowa  
Iowa City West High School  
Belmont

SEASON HIGHS

Points \_\_\_\_\_ 2, 3X, last vs. UMBC, 12/20/23  
FGM \_\_\_\_\_ 1, 3X, last vs. UMBC, 12/20/23  
FGA \_\_\_\_\_ 1, 3X, last vs. UMBC, 12/20/23  
3-PT FGM \_\_\_\_\_ --  
3-PT FGA \_\_\_\_\_ --  
FTM \_\_\_\_\_ --  
FTA \_\_\_\_\_ --  
REB \_\_\_\_\_ 4 vs. Florida A&M, 12/16/13  
AST \_\_\_\_\_ 1 at Purdue, 12/4/23  
STL \_\_\_\_\_ 1, 2X, last vs. Northern Illinois, 12/29/23  
BLK \_\_\_\_\_ 2 at Purdue, 12/4/23  
MIN \_\_\_\_\_ 7 vs. Florida A&M, 12/16/23

CAREER HIGHS

Points \_\_\_\_\_ 19 vs. Bethel, 12/18/21  
FGM \_\_\_\_\_ 7 vs. Bethel, 12/18/21  
FGA \_\_\_\_\_ 9, 2X, last vs. Illinois State, 2/4/23  
3-PT FGM \_\_\_\_\_ --  
3-PT FGA \_\_\_\_\_ 2 vs. Missouri State, 2/8/23  
FTM \_\_\_\_\_ 6 vs. Illinois State, 2/4/23  
FTA \_\_\_\_\_ 7 vs. Drake, 1/29/23  
REB \_\_\_\_\_ 12 vs. Illinois State, 2/4/23  
AST \_\_\_\_\_ 3 vs. Indiana State, 2/22/23  
STL \_\_\_\_\_ 3, 2X, last at Chattanooga, 12/18/22  
BLK \_\_\_\_\_ 7 vs. Murray State, 1/17/23  
MIN \_\_\_\_\_ 32 vs. Illinois State, 2/4/23

Opponent	Date	GS	MIN	Total		3-Pointers		Free throws		Rebounds				PF	A	TO	BLK	STL	PTS	AVG
				FG-FGA	PCT	3FG-3FGA	PCT	FT-FTA	PCT	OFF	DEF	TOT	AVG							
Alabama St.	11/10/2023		03:21	1-1	1.000	0-0	.000	0-0	.000	0	2	2	2.0	1	0	0	0	0	2	2.0
North Florida	11/29/2023		01:27	0-0	.000	0-0	.000	0-0	.000	0	0	0	1.0	0	0	0	0	0	0	1.0
at Purdue	12/04/2023		03:37	0-0	.000	0-0	.000	0-0	.000	1	0	1	1.0	3	1	0	2	0	0	0.7
at Iowa St.	12/07/2023		05:23	0-0	.000	0-0	.000	0-0	.000	1	2	3	1.5	1	0	1	0	0	0	0.5
Michigan	12/10/2023		04:43	1-1	1.000	0-0	.000	0-0	.000	0	0	0	1.2	0	0	0	0	0	2	0.8
vs Florida A&M	12/16/2023		06:36	0-0	.000	0-0	.000	0-0	.000	0	4	4	1.7	4	0	3	1	1	0	0.7
UMBC	12/20/2023		01:37	1-1	1.000	0-0	.000	0-0	.000	0	0	0	1.4	0	0	0	0	0	2	0.9
NIU	12/29/2023		05:00	0-0	.000	0-0	.000	0-0	.000	1	0	1	1.4	0	0	0	1	1	0	0.8
Totals		0	31:44	3-3	1.000	0-0	.000	0-0	.000	3	8	11	1.4	9	1	4	4	2	6	0.8

CAREER STATISTICS

YEAR	G/GS	FG-A	PCT	3-PT	PCT	FT-A	PCT	REB	AVG	PF-FO	AST	TO	BLK	STL	PTS	AVG
Fresh.	30/0	51-91	.560	0-1	.000	17-22	.773	65	2.2	37-0	8	15	14	3	119	4.0
Soph.	31/1	32-57	.561	0-1	.000	9-16	.563	51	1.7	20-0	9	15	14	10	73	2.4
Junior	31/30	88-151	.583	0-7	.000	42-61	.689	165	5.3	76-1	36	26	42	16	218	7.0
Senior	8/0	3-3	1.000	0-0	.000	0-0	.000	11	1.4	9-0	1	4	4	2	6	0.8
TOTAL	100/31	174-302	.576	0-9	.000	68-99	.687	292	2.9	142-1	54	60	74	31	416	4.2



2023-24 IOWA MEN'S BASKETBALL



#10 JOVONE CATER  
G • 6-2 • 180 • Sr.  
Far Rockaway, N.Y.  
Holy Cross

Opponent	Date	GS	MIN	Total		3-Pointers		Free throws		Rebounds				PF	A	TO	BLK	STL	PTS	AVG
				FG-FGA	PCT	3FG-3FGA	PCT	FT-FTA	PCT	OFF	DEF	TOT	AVG							
North Dakota	11/07/2023		01:57	0-0	.000	0-0	.000	0-0	.000	0	0	0	0.0	0	0	0	0	0	0	0.0
Alabama St.	11/10/2023		01:43	0-1	.000	0-0	.000	0-0	.000	0	1	1	0.5	1	0	0	0	0	0	0.0
vs Florida A&M	12/16/2023		04:52	0-1	.000	0-0	.000	0-0	.000	0	1	1	0.7	0	0	1	0	1	0	0.0
NIU	12/29/2023		03:00	0-2	.000	0-2	.000	0-0	.000	0	0	0	0.5	0	0	0	0	0	0	0.0
Totals		0	11:32	0-4	.000	0-2	.000	0-0	.000	0	2	2	0.5	1	0	1	0	1	0	0.0

SEASON HIGHS

Points \_\_\_\_\_ --  
FGM \_\_\_\_\_ --  
FGA \_\_\_\_\_ 2 vs. Northern Illinois, 12/29/23  
3-PT FGM \_\_\_\_\_ --  
3-PT FGA \_\_\_\_\_ 2 vs. Northern Illinois, 12/29/23  
FTM \_\_\_\_\_ --  
FTA \_\_\_\_\_ --  
REB \_\_\_\_\_ 1, 2X, last vs. Florida A&M, 12/16/23  
AST \_\_\_\_\_ --  
STL \_\_\_\_\_ 1 vs. Florida A&M, 12/16/23  
BLK \_\_\_\_\_ --  
MIN \_\_\_\_\_ 5 vs. Florida A&M, 12/16/23

CAREER HIGHS

Points \_\_\_\_\_ --  
FGM \_\_\_\_\_ --  
FGA \_\_\_\_\_ 2 vs. Northern Illinois, 12/29/23  
3-PT FGM \_\_\_\_\_ --  
3-PT FGA \_\_\_\_\_ 2 vs. Northern Illinois, 12/29/23  
FTM \_\_\_\_\_ --  
FTA \_\_\_\_\_ --  
REB \_\_\_\_\_ 1, 2X, last vs. Florida A&M, 12/16/23  
AST \_\_\_\_\_ --  
STL \_\_\_\_\_ 1 vs. Florida A&M, 12/16/23  
BLK \_\_\_\_\_ --  
MIN \_\_\_\_\_ 5 vs. Florida A&M, 12/16/23

CAREER STATISTICS

YEAR	G/GS	FG-A	PCT	3-PT	PCT	FT-A	PCT	REB	AVG	PF-FO	AST	TO	BLK	STL	PTS	AVG
Sr.	4/0	0-4	.000	0-2	.000	0-0	.000	2	0.5	1-0	0	1	0	1	0	0.0



#13 LADJI DEMBELE  
F • 6-8 • 250 • Fr.  
Newark, N.J.  
St. Benedict's Prep

Opponent	Date	GS	MIN	Total		3-Pointers		Free throws		Rebounds				PF	A	TO	BLK	STL	PTS	AVG
				FG-FGA	PCT	3FG-3FGA	PCT	FT-FTA	PCT	OFF	DEF	TOT	AVG							
North Dakota	11/07/2023		15:18	3-5	.600	2-3	.667	0-0	.000	0	1	1	1.0	1	0	0	0	1	8	8.0
Alabama St.	11/10/2023		14:17	1-2	.500	0-1	.000	0-2	.000	1	3	4	2.5	2	0	1	0	1	2	5.0
at Creighton	11/14/2023		13:59	3-4	.750	2-2	1.000	0-0	.000	0	2	2	2.3	1	2	0	0	0	8	6.0
Arkansas St.	11/17/2023		08:21	0-0	.000	0-0	.000	0-0	.000	0	1	1	2.0	0	1	0	0	1	0	4.5
vs Oklahoma	11/23/2023		11:36	0-1	.000	0-1	.000	2-2	1.000	1	2	3	2.2	1	1	3	1	0	2	4.0
vs Seton Hall	11/24/2023		13:18	1-3	.333	0-1	.000	0-0	.000	0	3	3	2.3	2	0	0	0	0	2	3.7
North Florida	11/29/2023		13:36	0-2	.000	0-0	.000	1-2	.500	0	1	1	2.1	3	1	2	0	0	1	3.3
at Purdue	12/04/2023		10:15	0-2	.000	0-1	.000	0-0	.000	1	0	1	2.0	1	0	1	0	0	0	2.9
at Iowa St.	12/07/2023		13:29	0-3	.000	0-2	.000	0-0	.000	0	1	1	1.9	0	0	0	0	1	0	2.6
Michigan	12/10/2023		11:51	1-4	.250	0-1	.000	0-0	.000	2	1	3	2.0	4	1	1	0	1	2	2.5
vs Florida A&M	12/16/2023		14:08	4-5	.800	1-2	.500	0-0	.000	1	2	3	2.1	2	0	0	0	3	9	3.1
NIU	12/29/2023		08:20	0-0	.000	0-0	.000	0-2	.000	0	2	2	2.1	2	0	1	2	0	0	2.8
Totals		0	148:28	13-31	.419	5-14	.357	3-8	.375	6	19	25	2.1	19	6	9	3	8	34	2.8

SEASON HIGHS

Points \_\_\_\_\_ 9 vs. Florida A&M, 12/16/23  
FGM \_\_\_\_\_ 4 vs. Florida A&M, 12/16/23  
FGA \_\_\_\_\_ 5, 2x, last vs. Florida A&M, 12/16/23  
3-PT FGM \_\_\_\_\_ 2, 2X, last vs. Creighton, 11/14/23  
3-PT FGA \_\_\_\_\_ 3 vs. North Dakota, 11/7/23  
FTM \_\_\_\_\_ 2 vs. Oklahoma, 11/23/23  
FTA \_\_\_\_\_ 2, 4X, last vs. Northern Illinois, 12/29/23  
REB \_\_\_\_\_ 7 vs. Creighton, 11/14/23  
AST \_\_\_\_\_ 2 vs. Creighton, 11/14/23  
STL \_\_\_\_\_ 3 vs. Florida A&M, 12/16/23  
BLK \_\_\_\_\_ 2 vs. Northern Illinois, 12/29/23  
MIN \_\_\_\_\_ 15 vs. North Dakota, 11/7/23

CAREER HIGHS

Points \_\_\_\_\_ 9 vs. Florida A&M, 12/16/23  
FGM \_\_\_\_\_ 4 vs. Florida A&M, 12/16/23  
FGA \_\_\_\_\_ 5, 2x, last vs. Florida A&M, 12/16/23  
3-PT FGM \_\_\_\_\_ 2, 2X, last vs. Creighton, 11/14/23  
3-PT FGA \_\_\_\_\_ 3 vs. North Dakota, 11/7/23  
FTM \_\_\_\_\_ 2 vs. Oklahoma, 11/23/23  
FTA \_\_\_\_\_ 2, 4X, last vs. Northern Illinois, 12/29/23  
REB \_\_\_\_\_ 7 vs. Creighton, 11/14/23  
AST \_\_\_\_\_ 2 vs. Creighton, 11/14/23  
STL \_\_\_\_\_ 3 vs. Florida A&M, 12/16/23  
BLK \_\_\_\_\_ 2 vs. Northern Illinois, 12/29/23  
MIN \_\_\_\_\_ 15 vs. North Dakota, 11/7/23

CAREER STATISTICS

YEAR	G/GS	FG-A	PCT	3-PT	PCT	FT-A	PCT	REB	AVG	PF-FO	AST	TO	BLK	STL	PTS	AVG
Fresh.	12/0	13-31	.419	5-14	.357	3-8	.375	25	2.1	19-0	6	9	3	8	34	2.8



2023-24 IOWA MEN'S BASKETBALL



#4 JOSH DIX  
G • 6-5 • 200 • Soph.  
Council Bluffs, Iowa  
Council Bluffs High School

SEASON HIGHS

Points	10 vs. Arkansas State, 11/17/23
FGM	4 vs. Northern Illinois, 12/29/23
FGA	6 vs. UMBC, 12/20/23
3-PT FGM	1, 6X, last at Iowa State, 12/7/23
3-PT FGA	4 vs. Michigan, 12/10/23
FTM	5 vs. Arkansas State, 11/17/23
FTA	6 vs. Arkansas State, 11/17/23
REB	5 vs. Arkansas State, 11/17/23
AST	4 vs. North Florida, 11/29/23
STL	1, 5X, last vs. Northern Illinois, 12/29/23
BLK	2 vs. Northern Illinois, 12/29/23
MIN	21 vs. North Dakota, 11/7/23

CAREER HIGHS

Points	10, 2X, last vs. Arkansas State, 11/17/23
FGM	4 vs. Northern Illinois, 12/29/23
FGA	8 vs. Bethune-Cookman, 11/7/22
3-PT FGM	3 vs. Omaha, 11/21/22
3-PT FGA	5 vs. Bethune-Cookman, 11/7/22
FTM	5 vs. Arkansas State, 11/17/23
FTA	6 vs. Arkansas State, 11/17/23
REB	5, 2X, last vs. Arkansas State, 11/17/23
AST	5, 2X, last vs. Maryland, 1/15/23
STL	1, 13X, last vs. Northern Illinois, 12/29/23
BLK	2 vs. Northern Illinois, 12/29/23
MIN	31 vs. Michigan, 1/12/23

Opponent	Date	GS	MIN	Total		3-Pointers		Free throws		Rebounds				PF	A	TO	BLK	STL	PTS	AVG
				FG-FGA	PCT	3FG-3FGA	PCT	FT-FTA	PCT	OFF	DEF	TOT	AVG							
North Dakota	11/07/2023		21:09	2-3	.667	0-0	.000	0-0	.000	0	2	2	2.0	2	1	0	0	1	4	4.0
Alabama St.	11/10/2023		17:30	3-4	.750	1-2	.500	0-0	.000	1	2	3	2.5	0	3	0	0	1	7	5.5
at Creighton	11/14/2023		18:00	0-1	.000	0-0	.000	0-0	.000	0	3	3	2.7	1	2	1	0	0	0	3.7
Arkansas St.	11/17/2023		18:48	2-2	1.000	1-1	1.000	5-6	.833	1	4	5	3.3	1	0	0	1	0	10	5.3
vs Oklahoma	11/23/2023		15:51	1-3	.333	1-2	.500	0-0	.000	0	0	0	2.6	0	1	0	0	0	3	4.8
vs Seton Hall	11/24/2023		20:21	3-4	.750	1-1	1.000	2-2	1.000	0	3	3	2.7	2	1	0	0	1	9	5.5
North Florida	11/29/2023		16:47	3-4	.750	1-2	.500	0-0	.000	0	3	3	2.7	0	4	1	1	0	7	5.7
at Purdue	12/04/2023		12:32	1-3	.333	0-2	.000	0-0	.000	0	2	2	2.6	2	1	0	0	0	2	5.3
at Iowa St.	12/07/2023	*	11:52	2-3	.667	1-2	.500	0-0	.000	0	0	0	2.3	2	2	2	0	1	5	5.2
Michigan	12/10/2023		15:11	1-5	.200	0-4	.000	0-0	.000	0	1	1	2.2	0	1	1	0	0	2	4.9
vs Florida A&M	12/16/2023		14:21	2-3	.667	1-1	1.000	0-0	.000	1	3	4	2.4	2	1	3	0	1	5	4.9
UMBC	12/20/2023		10:10	3-6	.500	0-2	.000	0-0	.000	1	0	1	2.3	0	1	0	0	0	6	5.0
NIU	12/29/2023		16:18	4-5	.800	0-1	.000	0-0	.000	0	2	2	2.2	1	1	0	2	1	8	5.2
Totals		1	208:50	27-46	.587	7-20	.350	7-8	.875	4	25	29	2.2	13	19	8	4	6	68	5.2

CAREER STATISTICS

YEAR	G/GS	FG-A	PCT	3-PT	PCT	FT-A	PCT	REB	AVG	PF-FO	AST	TO	BLK	STL	PTS	AVG
Fresh.	31/0	21-52	.404	14-35	.400	6-9	.667	28	0.9	14-0	28	11	3	7	62	2.0
Soph.	13/1	27-46	.587	7-20	.350	7-8	.875	29	2.2	13-0	19	8	4	6	68	5.2
TOTALS	44/1	48-98	.490	21-55	.382	13-17	.765	57	1.3	27-0	47	19	7	13	130	3.0



#32 OWEN FREEMAN  
F • 6-10 • 230 • Fr.  
Moline, Ill.  
Moline High School

SEASON HIGHS

Points	16 vs. North Florida, 12/16/23
FGM	7 vs. North Dakota, 11/7/23
FGA	11 vs. Northern Illinois, 12/29/23
3-PT FGM	--
3-PT FGA	1, 2X, last vs. Alabama State, 11/10/23
FTM	6 vs. Alabama State, 11/10/23
FTA	9 vs. Alabama State, 11/10/23
REB	11 vs. Florida A&M, 12/16/23
AST	2 at Purdue, 12/4/23
STL	4 vs. Northern Illinois, 12/29/23
BLK	5 vs. North Florida, 11/29/23
MIN	24 vs. Northern Illinois, 12/29/23

CAREER HIGHS

Points	16 vs. North Florida, 12/16/23
FGM	7 vs. North Dakota, 11/7/23
FGA	11 vs. Northern Illinois, 12/29/23
3-PT FGM	--
3-PT FGA	1, 2X, last vs. Alabama State, 11/10/23
FTM	6 vs. Alabama State, 11/10/23
FTA	9 vs. Alabama State, 11/10/23
REB	11 vs. Florida A&M, 12/16/23
AST	2 at Purdue, 12/4/23
STL	4 vs. Northern Illinois, 12/29/23
BLK	5 vs. North Florida, 11/29/23
MIN	24 vs. Northern Illinois, 12/29/23

Opponent	Date	GS	MIN	Total		3-Pointers		Free throws		Rebounds				PF	A	TO	BLK	STL	PTS	AVG
				FG-FGA	PCT	3FG-3FGA	PCT	FT-FTA	PCT	OFF	DEF	TOT	AVG							
North Dakota	11/07/2023		15:01	7-8	.875	0-1	.000	0-0	.000	1	2	3	3.0	4	1	1	0	2	14	14.0
Alabama St.	11/10/2023		11:51	1-4	.250	0-1	.000	6-9	.667	3	0	3	3.0	1	0	1	1	0	8	11.0
at Creighton	11/14/2023		13:51	4-7	.571	0-0	.000	0-1	.000	1	0	1	2.3	3	0	0	3	0	8	10.0
Arkansas St.	11/17/2023		09:02	2-4	.500	0-0	.000	3-7	.429	0	3	3	2.5	3	0	1	2	0	7	9.3
vs Oklahoma	11/23/2023		19:26	5-10	.500	0-0	.000	3-3	1.000	3	4	7	3.4	3	0	2	3	1	13	10.0
vs Seton Hall	11/24/2023		14:51	3-4	.750	0-0	.000	0-0	.000	2	1	3	3.3	1	1	3	1	1	6	9.3
North Florida	11/29/2023		18:53	6-8	.750	0-0	.000	4-4	1.000	3	2	5	3.6	1	1	0	5	3	16	10.3
at Purdue	12/04/2023		20:47	2-5	.400	0-0	.000	2-2	1.000	3	1	4	3.6	2	2	0	1	2	6	9.8
at Iowa St.	12/07/2023		19:02	5-6	.833	0-0	.000	1-2	.500	4	4	8	4.1	3	0	4	3	1	11	9.9
Michigan	12/10/2023	*	17:50	1-1	1.000	0-0	.000	3-4	.750	1	3	4	4.1	3	0	0	1	2	5	9.4
vs Florida A&M	12/16/2023	*	19:16	6-9	.667	0-0	.000	2-4	.500	3	8	11	4.7	0	1	0	1	0	14	9.8
UMBC	12/20/2023	*	13:29	2-5	.400	0-0	.000	2-4	.500	3	4	7	4.9	3	1	0	1	0	6	9.5
NIU	12/29/2023	*	23:52	6-11	.545	0-0	.000	0-0	.000	5	4	9	5.2	2	0	1	3	4	12	9.7
Totals		4	217:11	50-82	.610	0-2	.000	26-40	.650	32	36	68	5.2	29	7	13	25	16	126	9.7

CAREER STATISTICS

YEAR	G/GS	FG-A	PCT	3-PT	PCT	FT-A	PCT	REB	AVG	PF-FO	AST	TO	BLK	STL	PTS	AVG
Fresh.	13/4	50-82	.610	0-2	.000	26-40	.650	68	5.2	29-0	7	13	25	16	126	9.7

2023-24 IOWA MEN'S BASKETBALL



#2 BROCK HARDING  
G • 6-0 • 162 • Fr.  
Moline, Ill.  
Moline High School

SEASON HIGHS

Points 10, 2X, last vs. UMBC, 12/20/23  
FGM 4, 2X, last vs. UMBC, 12/20/23  
FGA 10 vs. UMBC, 12/20/23  
3-PT FGM 2, 2X, last vs. Florida A&M, 12/16/23  
3-PT FGA 4, 2X, last vs. Florida A&M, 12/16/23  
FTM 2, 2X, last vs. UMBC, 12/20/23  
FTA 2, 4X, last vs. Northern Illinois, 12/29/23  
REB 2, 3X, last vs. Florida A&M, 12/16/23  
AST 12 vs. UMBC, 12/20/23  
STL 4 vs. UMBC, 12/20/23  
BLK 1 vs. Florida A&M, 12/16/23  
MIN 29 vs. UMBC, 12/29/23

CAREER HIGHS

Points 10, 2X, last vs. UMBC, 12/20/23  
FGM 4, 2X, last vs. UMBC, 12/20/23  
FGA 10 vs. UMBC, 12/20/23  
3-PT FGM 2, 2X, last vs. Florida A&M, 12/16/23  
3-PT FGA 4, 2X, last vs. Florida A&M, 12/16/23  
FTM 2, 2X, last vs. UMBC, 12/20/23  
FTA 2, 4X, last vs. Northern Illinois, 12/29/23  
REB 2, 3X, last vs. Florida A&M, 12/16/23  
AST 12 vs. UMBC, 12/20/23  
STL 4 vs. UMBC, 12/20/23  
BLK 1 vs. Florida A&M, 12/16/23  
MIN 29 vs. UMBC, 12/29/23

Opponent	Date	GS	MIN	Total		3-Pointers		Free throws		Rebounds				PF	A	TO	BLK	STL	PTS	AVG
				FG-FGA	PCT	3FG-3FGA	PCT	FT-FTA	PCT	OFF	DEF	TOT	AVG							
North Dakota	11/07/2023		10:39	2-4	.500	1-1	1.000	1-1	1.000	1	0	1	1.0	0	7	3	0	0	6	6.0
Alabama St.	11/10/2023		14:58	2-6	.333	1-2	.500	0-0	.000	0	0	0	0.5	2	7	2	0	2	5	5.5
at Creighton	11/14/2023		08:02	0-2	.000	0-0	.000	0-0	.000	0	0	0	0.3	0	3	1	0	0	0	3.7
Arkansas St.	11/17/2023		06:30	0-1	.000	0-0	.000	1-2	.500	0	0	0	0.3	0	0	1	0	1	1	3.0
vs Oklahoma	11/23/2023		15:22	2-4	.500	2-3	.667	0-0	.000	0	2	2	0.6	1	2	0	0	1	6	3.6
vs Seton Hall	11/24/2023		08:49	0-3	.000	0-2	.000	0-0	.000	0	1	1	0.7	1	1	1	0	1	0	3.0
North Florida	11/29/2023		10:34	0-2	.000	0-0	.000	0-0	.000	0	1	1	0.7	0	2	0	0	0	0	2.6
at Purdue	12/04/2023		14:08	3-7	.429	1-1	1.000	0-0	.000	0	0	0	0.6	0	1	0	0	1	7	3.1
at Iowa St.	12/07/2023		22:37	1-6	.167	1-4	.250	2-2	1.000	0	2	2	0.8	4	3	3	0	2	5	3.3
Michigan	12/10/2023		12:29	3-4	.750	0-1	.000	0-0	.000	0	0	0	0.7	0	0	1	0	1	6	3.6
vs Florida A&M	12/16/2023		15:23	4-6	.667	2-4	.500	0-0	.000	0	2	2	0.8	2	2	1	1	1	10	4.2
UMBC	12/20/2023		29:24	4-10	.400	0-3	.000	2-2	1.000	0	1	1	0.8	1	12	1	0	4	10	4.7
NIU	12/29/2023		12:57	0-4	.000	0-3	.000	1-2	.500	0	0	0	0.8	0	3	1	0	2	1	4.4
Totals		0	181:52	21-59	.356	8-24	.333	7-9	.778	1	9	10	0.8	11	43	15	1	16	57	4.4

CAREER STATISTICS

YEAR	G/GS	FG-A	PCT	3-PT	PCT	FT-A	PCT	REB	AVG	PF-FO	AST	TO	BLK	STL	PTS	AVG
Fresh.	13/0	21-59	.356	8-24	.333	7-9	.778	10	0.8	11-0	43	15	1	16	57	4.4



#1 SPENCER HUTCHISON  
G • 6-4 • 202 • RS Fr.  
Dallas, Texas  
The Episcopal School of  
Dallas

SEASON HIGHS

Points --  
FGM --  
FGA 2 vs. Northern Illinois, 12/29/23  
3-PT FGM --  
3-PT FGA 2 vs. Northern Illinois, 12/29/23  
FTM --  
FTA --  
REB 1, 3X, last vs. Northern Illinois, 12/29/23  
AST 1 vs. North Dakota, 11/7/23  
STL --  
BLK --  
MIN 3, 2X, last vs. Northern Illinois, 12/29/23

CAREER HIGHS

Points --  
FGM --  
FGA 2 vs. Northern Illinois, 12/29/23  
3-PT FGM --  
3-PT FGA 2 vs. Northern Illinois, 12/29/23  
FTM --  
FTA --  
REB 1, 3X, last vs. Northern Illinois, 12/29/23  
AST 1 vs. North Dakota, 11/7/23  
STL --  
BLK --  
MIN 3, 2X, last vs. Northern Illinois, 12/29/23

Opponent	Date	GS	MIN	Total		3-Pointers		Free throws		Rebounds				PF	A	TO	BLK	STL	PTS	AVG
				FG-FGA	PCT	3FG-3FGA	PCT	FT-FTA	PCT	OFF	DEF	TOT	AVG							
North Dakota	11/07/2023		01:57	0-0	.000	0-0	.000	0-0	.000	0	1	1	1.0	0	1	0	0	0	0	0.0
vs Florida A&M	12/16/2023		03:42	0-1	.000	0-1	.000	0-0	.000	0	1	1	1.0	1	0	0	0	0	0	0.0
NIU	12/29/2023		03:00	0-2	.000	0-2	.000	0-0	.000	1	0	1	1.0	1	0	0	0	0	0	0.0
Totals		0	08:39	0-3	.000	0-3	.000	0-0	.000	1	2	3	1.0	2	1	0	0	0	0	0.0

CAREER STATISTICS

YEAR	G/GS	FG-A	PCT	3-PT	PCT	FT-A	PCT	REB	AVG	PF-FO	AST	TO	BLK	STL	PTS	AVG
RS Fresh.	3/0	0-3	.000	0-3	.000	0-0	.000	3	1.0	2-0	1	0	0	0	0	0.0



2023-24 IOWA MEN'S BASKETBALL



#14 CARTER KINGSBURY  
G • 6-4 • 225 • RS So.  
Ponca, Neb.  
Brewster Academy  
(N.H.)

Opponent	Date	GS	MIN	Total		3-Pointers		Free throws		Rebounds				PF	A	TO	BLK	STL	PTS	AVG
				FG-FGA	PCT	3FG-3FGA	PCT	FT-FTA	PCT	OFF	DEF	TOT	AVG							
North Dakota	11/07/2023		01:57	1-1	1.000	1-1	1.000	0-0	.000	0	2	2	2.0	0	0	0	0	0	3	3.0
Alabama St.	11/10/2023		02:45	1-1	1.000	0-0	.000	0-0	.000	1	0	1	1.5	0	0	0	0	0	2	2.5
North Florida	11/29/2023		00:52	0-0	.000	0-0	.000	0-0	.000	0	1	1	1.3	0	0	0	0	0	0	1.7
vs Florida A&M	12/16/2023		06:36	0-1	.000	0-0	.000	0-0	.000	0	2	2	1.5	0	1	1	0	0	0	1.3
NIU	12/29/2023		03:51	0-2	.000	0-1	.000	0-0	.000	0	1	1	1.4	0	0	0	0	0	0	1.0
Totals		0	16:01	2-5	.400	1-2	.500	0-0	.000	1	6	7	1.4	0	1	1	0	0	5	1.0

SEASON HIGHS

Points \_\_\_\_\_ 3 vs. North Dakota, 11/7/23  
FGM \_\_\_\_\_ 1, 2X, last vs. Alabama State, 11/10/23  
FGA \_\_\_\_\_ 2 vs. Northern Illinois, 12/29/23  
3-PT FGM \_\_\_\_\_ 1 vs. North Dakota, 11/7/23  
3-PT FGA \_\_\_\_\_ 1, 2X, last vs. Northern Illinois, 12/29/23  
FTM \_\_\_\_\_ --  
FTA \_\_\_\_\_ --  
REB \_\_\_\_\_ 2, 2X, last vs. Florida A&M, 12/16/23  
AST \_\_\_\_\_ 1 vs. Florida A&M, 12/16/23  
STL \_\_\_\_\_ --  
BLK \_\_\_\_\_ --  
MIN \_\_\_\_\_ 7 vs. Florida A&M, 12/16/23

CAREER HIGHS

Points \_\_\_\_\_ 4 vs. North Carolina A&T, 11/11/22  
FGM \_\_\_\_\_ 1, 4X, last vs. Alabama State, 11/10/23  
FGA \_\_\_\_\_ 3 vs. North Carolina A&T, 11/11/22  
3-PT FGM \_\_\_\_\_ 1, 3X, last vs. North Dakota, 11/7/23  
3-PT FGA \_\_\_\_\_ 1, 4X, last vs. Northern Illinois, 12/29/23  
FTM \_\_\_\_\_ 1 vs. North Carolina A&T, 11/11/22  
FTA \_\_\_\_\_ 2 vs. North Carolina A&T, 11/11/22  
REB \_\_\_\_\_ 2, 4X, last vs. Florida A&M, 12/16/23  
AST \_\_\_\_\_ 1, 5X, last vs. Florida A&M, 12/16/23  
STL \_\_\_\_\_ 1 vs. Omaha, 11/21/22  
BLK \_\_\_\_\_ --  
MIN \_\_\_\_\_ 10 vs. Wisconsin (12/11/22)

CAREER STATISTICS

YEAR	G/GS	FG-A	PCT	3-PT	PCT	FT-A	PCT	REB	AVG	PF-FO	AST	TO	BLK	STL	PTS	AVG
Fresh.	8/0	2-5	.400	2-2	1.000	1-2	.500	6	0.8	0-0	4	1	0	1	7	0.9
Soph.	5/0	2-5	.400	1-2	.500	0-0	.000	7	1.4	0-0	1	1	0	0	5	1.0
TOTALS	13/0	4-10	.400	3-4	.750	1-2	.500	13	1.0	0-0	5	2	0	1	12	0.9



#23 BEN KRIKKE  
F • 6-9 • 245 • Graduate  
Edmonton, Alberta, Canada  
Jasper Place High School  
Valparaiso

Opponent	Date	GS	MIN	Total		3-Pointers		Free throws		Rebounds				PF	A	TO	BLK	STL	PTS	AVG
				FG-FGA	PCT	3FG-3FGA	PCT	FT-FTA	PCT	OFF	DEF	TOT	AVG							
North Dakota	11/07/2023	*	23:02	8-13	.615	1-1	1.000	1-1	1.000	4	2	6	6.0	2	1	0	0	1	18	18.0
Alabama St.	11/10/2023	*	22:18	5-10	.500	0-0	.000	3-8	.375	3	3	6	6.0	3	2	0	0	2	13	15.5
at Creighton	11/14/2023	*	30:46	11-18	.611	0-0	.000	2-2	1.000	4	1	5	5.7	2	1	3	0	1	24	18.3
Arkansas St.	11/17/2023	*	33:05	10-14	.714	0-1	.000	5-8	.625	1	8	9	6.5	3	2	3	3	4	25	20.0
vs Oklahoma	11/23/2023	*	28:24	4-9	.444	0-0	.000	3-3	1.000	1	2	3	5.8	3	1	1	0	0	11	18.2
vs Seton Hall	11/24/2023	*	31:48	8-10	.800	0-0	.000	3-4	.750	0	1	1	5.0	3	5	1	0	0	19	18.3
North Florida	11/29/2023	*	29:39	5-9	.556	0-0	.000	11-11	1.000	1	1	2	4.6	3	0	2	0	1	21	18.7
at Purdue	12/04/2023	*	30:47	7-13	.538	0-1	.000	2-4	.500	3	4	7	4.9	4	1	3	0	1	16	18.4
at Iowa St.	12/07/2023	*	27:47	4-8	.500	0-1	.000	0-0	.000	1	2	3	4.7	1	0	1	0	0	8	17.2
Michigan	12/10/2023	*	35:05	8-15	.533	0-1	.000	8-11	.727	2	6	8	5.0	2	1	0	0	0	24	17.9
vs Florida A&M	12/16/2023	*	19:45	2-5	.400	0-0	.000	1-2	.500	0	4	4	4.9	1	0	1	0	1	5	16.7
UMBC	12/20/2023	*	31:04	7-11	.636	0-0	.000	3-4	.750	4	8	12	5.5	0	3	0	0	1	17	16.8
NIU	12/29/2023	*	27:31	9-12	.750	1-1	1.000	1-1	1.000	1	6	7	5.6	2	3	0	1	2	20	17.0
Totals		13	371:01	88-147	.599	2-6	.333	43-59	.729	25	48	73	5.6	29	20	15	4	14	221	17.0

SEASON HIGHS

Points \_\_\_\_\_ 25 vs. Arkansas State, 11/17/23  
FGM \_\_\_\_\_ 11 vs. Creighton, 11/14/23  
FGA \_\_\_\_\_ 18 vs. Creighton, 11/14/23  
3-PT FGM \_\_\_\_\_ 1, 2X, last vs. Northern Illinois, 12/29/23  
3-PT FGA \_\_\_\_\_ 1, 6X, last vs. Northern Illinois, 12/29/23  
FTM \_\_\_\_\_ 8 vs. Michigan, 12/10/23  
FTA \_\_\_\_\_ 11 vs. Michigan, 12/10/23  
REB \_\_\_\_\_ 12 vs. UMBC, 12/20/23  
AST \_\_\_\_\_ 5 vs. Seton Hall, 11/24/23  
STL \_\_\_\_\_ 4 vs. Arkansas State, 11/17/23  
BLK \_\_\_\_\_ 3 vs. Arkansas State, 11/17/23  
MIN \_\_\_\_\_ 35 vs. Michigan, 12/10/23

CAREER HIGHS

Points \_\_\_\_\_ 34 at UIC, 2/19/23  
FGM \_\_\_\_\_ 14 at UIC, 2/19/23  
FGA \_\_\_\_\_ 24 vs. Western Michigan, 11/13/22  
3-PT FGM \_\_\_\_\_ 3, 2X, last vs. Incarnate Word, 11/19/22  
3-PT FGA \_\_\_\_\_ 6 vs. Drake, 2/4/23  
FTM \_\_\_\_\_ 11 vs. Drake, 2/4/23  
FTA \_\_\_\_\_ 12, vs. Drake, 2/4/23  
REB \_\_\_\_\_ 15 at Illinois State, 1/24/21  
AST \_\_\_\_\_ 6, 2X, last vs. Illinois State, 2/11/23  
STL \_\_\_\_\_ 4 vs. Arkansas State, 11/17/23  
BLK \_\_\_\_\_ 5 vs. Southern Illinois, 2/14/23  
MIN \_\_\_\_\_ 45 at Missouri State, 2/1/23

CAREER STATISTICS

YEAR	G/GS	FG-A	PCT	3-PT	PCT	FT-A	PCT	REB	AVG	PF-FO	AST	TO	BLK	STL	PTS	AVG
Fresh.	33/1	82-149	.550	14-41	.342	42-53	.793	95	2.9	47-0	22	27	15	15	220	6.7
Soph.	28/28	140-270	.519	8-30	.267	55-69	.797	118	4.2	65-1	27	35	23	16	343	12.3
Junior	29/29	166-308	.539	4-27	.148	75-89	.843	130	4.5	70-1	45	44	23	23	411	14.2
Senior	32/32	244-442	.552	17-61	.279	117-147	.796	189	5.9	74-4	67	71	28	17	622	19.4
Grad.	13/13	88-147	.599	2-6	.333	43-59	.729	73	5.6	29-0	20	15	4	14	221	17.0
TOTALS	135/103	720-1316	.547	45-165	.273	332-417	.796	605	4.5	285-6	181	192	93	85	1817	13.5



## 2023-24 IOWA MEN'S BASKETBALL



**#25 LUC LAKETA**  
**G • 6-5 • 185 • Jr.**  
**Concord, Michigan**  
**Hanover Horton High**  
**School**  
**Winchendon (Mass.)**

Opponent	Date	GS	MIN	Total		3-Pointers		Free throws		Rebounds				PF	A	TO	BLK	STL	PTS	AVG
				FG-FGA	PCT	3FG-3FGA	PCT	FT-FTA	PCT	OFF	DEF	TOT	AVG							
North Dakota	11/07/2023		01:57	0-0	.000	0-0	.000	0-0	.000	0	0	0	0.0	1	1	0	0	0	0	0.0
Alabama St.	11/10/2023		01:43	0-0	.000	0-0	.000	0-0	.000	0	0	0	0.0	0	0	0	0	0	0	0.0
vs Florida A&M	12/16/2023		04:52	1-1	1.000	1-1	1.000	1-4	.250	0	0	0	0.0	0	0	0	0	0	4	1.3
NIU	12/29/2023		03:00	0-0	.000	0-0	.000	0-0	.000	0	0	0	0.0	1	0	1	0	0	0	1.0
<b>Totals</b>		<b>0</b>	<b>11:32</b>	<b>1-1</b>	<b>1.000</b>	<b>1-1</b>	<b>1.000</b>	<b>1-4</b>	<b>.250</b>	<b>0</b>	<b>0</b>	<b>0</b>	<b>0.0</b>	<b>2</b>	<b>1</b>	<b>1</b>	<b>0</b>	<b>0</b>	<b>4</b>	<b>1.0</b>

### SEASON HIGHS

Points \_\_\_\_\_ 4 vs. Florida A&M, 12/16/23  
FGM \_\_\_\_\_ 1 vs. Florida A&M, 12/16/23  
FGA \_\_\_\_\_ 1 vs. Florida A&M, 12/16/23  
3-PT FGM \_\_\_\_\_ 1 vs. Florida A&M, 12/16/23  
3-PT FGA \_\_\_\_\_ 1 vs. Florida A&M, 12/16/23  
FTM \_\_\_\_\_ 1 vs. Florida A&M, 12/16/23  
FTA \_\_\_\_\_ --  
REB \_\_\_\_\_ --  
AST \_\_\_\_\_ 1 vs. North Dakota, 11/7/23  
STL \_\_\_\_\_ --  
BLK \_\_\_\_\_ --  
MIN \_\_\_\_\_ 5 vs. Florida A&M, 12/16/23

### CAREER HIGHS

Points \_\_\_\_\_ 4 vs. Florida A&M, 12/16/23  
FGM \_\_\_\_\_ 1, 5X, last vs. SFlorida A&M, 12/16/23  
FGA \_\_\_\_\_ 1, 10X, last vs. Florida A&M, 12/16/23  
3-PT FGM \_\_\_\_\_ 1, 5X, last vs. Florida A&M, 12/16/23  
3-PT FGA \_\_\_\_\_ 1, 9X, last vs. Florida A&M, 12/16/23  
FTM \_\_\_\_\_ 1, 2X, last vs. Florida A&M, 12/16/23  
FTA \_\_\_\_\_ 2 vs. Bethune-Cookman, 11/7/22  
REB \_\_\_\_\_ 2 vs. SE Missouri St., 12/17/22  
AST \_\_\_\_\_ 1, 2X, last vs. North Dakota, 11/7/23  
STL \_\_\_\_\_ 1, 2X, last vs. Michigan State, 2/22/22  
BLK \_\_\_\_\_ --  
MIN \_\_\_\_\_ 6 vs. Western Michigan, 11/22/21

### CAREER STATISTICS

YEAR	G/GS	FG-A	PCT	3-PT	PCT	FT-A	PCT	REB	AVG	PF-FO	AST	TO	BLK	STL	PTS	AVG
Fresh.	12/0	3-6	.500	3-5	.600	0-0	.000	2	0.2	1-0	1	3	0	2	9	0.8
Soph.	4/0	1-3	.333	1-3	.333	1-2	.500	4	1.0	2-0	0	0	0	0	4	1.0
Junior	4/0	1-1	1.000	1-1	1.000	1-4	.250	0	0.0	2-0	1	1	0	0	4	1.0
<b>TOTALS</b>	<b>20/0</b>	<b>5-10</b>	<b>.500</b>	<b>5-9</b>	<b>.556</b>	<b>2-6</b>	<b>.333</b>	<b>6</b>	<b>0.3</b>	<b>5-0</b>	<b>2</b>	<b>4</b>	<b>0</b>	<b>2</b>	<b>17</b>	<b>0.9</b>



**#22 PATRICK McCAFFERY**  
**F • 6-9 • 212 • RS Sr.**  
**Iowa City, Iowa**  
**Iowa City West**  
**High School**

Opponent	Date	GS	MIN	Total		3-Pointers		Free throws		Rebounds				PF	A	TO	BLK	STL	PTS	AVG
				FG-FGA	PCT	3FG-3FGA	PCT	FT-FTA	PCT	OFF	DEF	TOT	AVG							
North Dakota	11/07/2023	*	22:45	2-4	.500	1-3	.333	6-7	.857	0	5	5	5.0	1	2	1	1	1	11	11.0
Alabama St.	11/10/2023	*	26:12	7-12	.583	2-5	.400	6-6	1.000	0	3	3	4.0	0	1	0	0	0	22	16.5
at Creighton	11/14/2023	*	29:51	5-8	.625	0-1	.000	3-5	.600	0	2	2	3.3	2	3	0	2	2	13	15.3
Arkansas St.	11/17/2023	*	30:29	3-8	.375	1-3	.333	3-5	.600	1	3	4	3.5	0	2	0	0	0	10	14.0
vs Oklahoma	11/23/2023	*	23:30	1-7	.143	0-3	.000	0-0	.000	0	3	3	3.4	0	0	1	0	0	2	11.6
vs Seton Hall	11/24/2023	*	27:19	4-7	.571	1-2	.500	1-1	1.000	0	6	6	3.8	0	2	1	0	0	10	11.3
North Florida	11/29/2023	*	28:58	7-13	.538	2-2	1.000	0-0	.000	0	5	5	4.0	0	1	3	0	1	16	12.0
at Purdue	12/04/2023	*	28:30	1-5	.200	0-2	.000	6-8	.750	0	5	5	4.1	0	2	1	0	1	8	11.5
at Iowa St.	12/07/2023	*	16:50	0-3	.000	0-2	.000	0-0	.000	0	1	1	3.8	0	0	0	0	0	0	10.2
Michigan	12/10/2023	*	24:49	4-12	.333	2-5	.400	0-0	.000	0	2	2	3.6	0	0	0	1	0	10	10.2
vs Florida A&M	12/16/2023	*	21:13	2-6	.333	1-4	.250	1-3	.333	0	4	4	3.6	0	3	1	1	2	6	9.8
UMBC	12/20/2023	*	30:34	6-11	.545	1-4	.250	1-1	1.000	0	2	2	3.5	0	2	1	0	0	14	10.2
NIU	12/29/2023	*	20:10	4-10	.400	1-3	.333	0-0	.000	1	1	2	3.4	0	1	0	0	0	9	10.1
<b>Totals</b>		<b>13</b>	<b>331:10</b>	<b>46-106</b>	<b>.434</b>	<b>12-39</b>	<b>.308</b>	<b>27-36</b>	<b>.750</b>	<b>2</b>	<b>42</b>	<b>44</b>	<b>3.4</b>	<b>3</b>	<b>19</b>	<b>9</b>	<b>5</b>	<b>7</b>	<b>131</b>	<b>10.1</b>

### SEASON HIGHS

Points \_\_\_\_\_ 22 vs. Alabama State, 11/10/23  
FGM \_\_\_\_\_ 7 vs. Alabama State, 11/10/23  
FGA \_\_\_\_\_ 13 vs. North Florida, 11/29/23  
3-PT FGM \_\_\_\_\_ 2, 3X, last vs. Michigan, 12/10/23  
3-PT FGA \_\_\_\_\_ 5, 2X, last vs. Michigan, 12/10/23  
FTM \_\_\_\_\_ 6, 3X, last at Purdue, 12/4/23  
FTA \_\_\_\_\_ 8 at Purdue, 12/4/23  
REB \_\_\_\_\_ 6 vs. Seton Hall, 11/24/23  
AST \_\_\_\_\_ 3 vs. Creighton, 11/14/23  
STL \_\_\_\_\_ 2 vs. Creighton, 12/4/23  
BLK \_\_\_\_\_ 2 vs. Creighton, 11/14/23  
MIN \_\_\_\_\_ 30, 2X, last vs. UMBC, 12/20/23


### CAREER HIGHS

Points \_\_\_\_\_ 24 vs. Wisconsin, 12/11/22  
FGM \_\_\_\_\_ 8, 4X, last vs. Wisconsin, 12/11/22  
FGA \_\_\_\_\_ 17 vs. Richmond, 3/17/22  
3-PT FGM \_\_\_\_\_ 6 vs. Nebraska, 3/5/23  
3-PT FGA \_\_\_\_\_ 10 vs. Nebraska, 3/5/23  
FTM \_\_\_\_\_ 7, 2X, last vs. Omaha, 11/21/22  
FTA \_\_\_\_\_ 10 at Purdue, 12/3/21  
REB \_\_\_\_\_ 13 vs. Eastern Illinois, 12/21/22  
AST \_\_\_\_\_ 4, 4X, last vs. Eastern Illinois, 12/21/22  
STL \_\_\_\_\_ 5 at Purdue, 2/9/23  
BLK \_\_\_\_\_ 2, 5X, last vs. Creighton, 11/14/23  
MIN \_\_\_\_\_ 37 at Penn State, 1/31/22

### CAREER STATISTICS

YEAR	G/GS	FG-A	PCT	3-PT	PCT	FT-A	PCT	REB	AVG	PF-FO	AST	TO	BLK	STL	PTS	AVG
Fresh.	2/0	3-10	.300	0-4	.000	0-0	.000	5	2.5	2-0	1	0	0	1	6	3.0
RS-Fresh.	31/0	60-137	.438	13-43	.302	29-41	.707	83	2.7	20-0	28	13	12	11	162	5.2
Soph.	32/32	124-294	.422	33-100	.330	55-77	.714	114	3.6	23-0	50	21	15	19	336	10.5
Junior	27/14	88-215	.409	35-102	.343	54-70	.771	94	3.5	23-0	28	28	10	22	265	9.8
Senior	13/13	46-106	.434	12-39	.308	27-36	.750	44	3.4	3-0	19	9	5	7	131	10.1
<b>TOTALS</b>	<b>105-59</b>	<b>321-762</b>	<b>.421</b>	<b>93-288</b>	<b>.323</b>	<b>165-224</b>	<b>.737</b>	<b>340</b>	<b>3.2</b>	<b>71-0</b>	<b>126</b>	<b>71</b>	<b>42</b>	<b>60</b>	<b>900</b>	<b>8.6</b>

2023-24 IOWA MEN'S BASKETBALL



#44 RILEY MULVEY  
F • 6-11 • 245 • Jr.  
Rotterdam, New York  
St. Thomas More  
High School

SEASON HIGHS

Points \_\_\_\_\_ --  
FGM \_\_\_\_\_ --  
FGA \_\_\_\_\_ --  
3-PT FGM \_\_\_\_\_ --  
3-PT FGA \_\_\_\_\_ --  
FTM \_\_\_\_\_ --  
FTA \_\_\_\_\_ --  
REB \_\_\_\_\_ --  
AST \_\_\_\_\_ --  
STL \_\_\_\_\_ --  
BLK \_\_\_\_\_ --  
MIN \_\_\_\_\_ --

CAREER HIGHS

Points \_\_\_\_\_ 8 vs. Western Michigan, 11/22/21  
FGM \_\_\_\_\_ 3 vs. Western Michigan, 11/22/21  
FGA \_\_\_\_\_ 5, 2X, last vs. North Carolina A&T, 11/11/22  
3-PT FGM \_\_\_\_\_ --  
3-PT FGA \_\_\_\_\_ 1, 3X, last vs. North Carolina A&T, 11/11/22  
FTM \_\_\_\_\_ 2, 2X, last vs. Western Michigan, 11/22/21  
FTA \_\_\_\_\_ 2, 2X, last vs. Western Michigan, 11/22/21  
REB \_\_\_\_\_ 5 vs. Alabama State, 11/18/21  
AST \_\_\_\_\_ 1, 3X, last vs. Omaha, 11/21/22  
STL \_\_\_\_\_ 1 vs. Michigan, 1/12/23  
BLK \_\_\_\_\_ 3 vs. Northwestern, 3/10/22  
MIN \_\_\_\_\_ 13, 2X, last vs. Michigan, 1/12/23

CAREER STATISTICS

YEAR	G/GS	FG-A	PCT	3-PT	PCT	FT-A	PCT	REB	AVG	PF-FO	AST	TO	BLK	STL	PTS	AVG
Fresh.	17/0	6-12	.500	0-2	.000	4-4	1.000	15	0.9	12-0	2	4	5	0	16	0.9
Soph.	12/0	5-10	.500	0-1	.000	1-2	.500	11	0.9	2-0	2	1	5	1	11	0.9
Junior	-	-	-	-	-	-	-	-	-	-	-	-	-	-	-	-
TOTALS	29/0	11-22	.500	0-3	.000	5-6	.833	26	0.9	14-0	4	5	10	1	27	0.9



#11 TONY PERKINS  
G • 6-4 • 205 • Sr.  
Indianapolis, Ind.  
Lawrence North  
High School

SEASON HIGHS

Points \_\_\_\_\_ 23 vs. UMBC, 12/20/23  
FGM \_\_\_\_\_ 9 vs. UMBC, 12/20/23  
FGA \_\_\_\_\_ 18 vs. UMBC, 12/20/23  
3-PT FGM \_\_\_\_\_ 2, 2X, last vs. North Florida, 11/29/23  
3-PT FGA \_\_\_\_\_ 4 vs. Oklahoma, 11/23/23  
FTM \_\_\_\_\_ 8 vs. Michigan, 12/10/23  
FTA \_\_\_\_\_ 8 vs. Michigan, 12/10/23  
REB \_\_\_\_\_ 6, 6X, last vs. UMBC, 12/20/23  
AST \_\_\_\_\_ 8 vs. Northern Illinois, 12/29/23  
STL \_\_\_\_\_ 4, 2X, last vs. UMBC, 12/20/23  
BLK \_\_\_\_\_ 2 vs. Arkansas State, 11/17/23  
MIN \_\_\_\_\_ 32 vs. Arkansas State, 11/17/23

CAREER HIGHS

Points \_\_\_\_\_ 32 vs. Illinois, 2/4/23  
FGM \_\_\_\_\_ 11 vs. Ohio State, 2/16/23  
FGA \_\_\_\_\_ 18 vs. UMBC, 12/20/23  
3-PT FGM \_\_\_\_\_ 4 vs. Michigan State, 2/25/23  
3-PT FGA \_\_\_\_\_ 5, 3X, last vs. Michigan State, 2/25/23  
FTM \_\_\_\_\_ 15 vs. Illinois, 2/4/23  
FTA \_\_\_\_\_ 16 vs. Illinois, 2/4/23  
REB \_\_\_\_\_ 12 at Illinois, 3/6/22  
AST \_\_\_\_\_ 8, 2X, last vs. Northern Illinois, 12/29/23  
STL \_\_\_\_\_ 5 vs. Northwestern, 2/28/22  
BLK \_\_\_\_\_ 2, 4X, last vs. Arkansas State, 11/17/23  
MIN \_\_\_\_\_ 44 vs. Wisconsin, 12/11/22

Opponent	Date	GS	MIN	Total		3-Pointers		Free throws		Rebounds				PF	A	TO	BLK	STL	PTS	AVG
				FG-FGA	PCT	3FG-3FGA	PCT	FT-FTA	PCT	OFF	DEF	TOT	AVG							
North Dakota	11/07/2023	*	24:56	3-11	.273	1-2	.500	3-4	.750	0	6	6	6.0	1	2	0	0	2	10	10.0
Alabama St.	11/10/2023	*	25:52	4-8	.500	0-2	.000	4-5	.800	2	3	5	5.5	1	3	2	1	0	12	11.0
at Creighton	11/14/2023	*	31:58	6-12	.500	2-3	.667	2-3	.667	1	5	6	5.7	3	3	1	1	3	16	12.7
Arkansas St.	11/17/2023	*	31:56	4-13	.308	0-2	.000	3-4	.750	2	4	6	5.8	3	2	1	2	2	11	12.3
vs Oklahoma	11/23/2023	*	21:42	1-10	.100	0-4	.000	4-6	.667	4	2	6	5.8	1	2	2	0	0	6	11.0
vs Seton Hall	11/24/2023	*	31:11	4-7	.571	1-2	.500	5-7	.714	0	5	5	5.7	1	5	2	1	1	14	11.5
North Florida	11/29/2023	*	30:20	8-10	.800	2-3	.667	3-4	.750	0	2	2	5.1	1	2	1	0	1	21	12.9
at Purdue	12/04/2023	*	30:00	5-14	.357	0-1	.000	2-3	.667	3	3	6	5.3	1	1	1	0	0	12	12.8
at Iowa St.	12/07/2023	*	22:14	2-7	.286	1-2	.500	1-2	.500	0	1	1	4.8	3	2	3	0	1	6	12.0
Michigan	12/10/2023	*	30:53	5-11	.455	1-3	.333	8-8	1.000	1	2	3	4.6	1	4	2	0	4	19	12.7
vs Florida A&M	12/16/2023	*	20:47	4-5	.800	1-2	.500	3-4	.750	1	4	5	4.6	1	7	1	1	0	12	12.6
UMBC	12/20/2023	*	30:49	9-18	.500	0-3	.000	5-5	1.000	3	3	6	4.8	1	7	0	0	4	23	13.5
NIU	12/29/2023	*	24:03	5-13	.385	0-0	.000	0-0	.000	1	1	2	4.5	3	8	2	0	3	10	13.2
Totals			13 356:41	60-139	.432	9-29	.310	43-55	.782	18	41	59	4.5	21	48	18	6	21	172	13.2

CAREER STATISTICS

YEAR	G/GS	FG-A	PCT	3-PT	PCT	FT-A	PCT	REB	AVG	PF-FO	AST	TO	BLK	STL	PTS	AVG
Fresh.	24/0	15-33	.455	1-3	.333	7-15	.467	31	1.3	21-0	16	3	1	5	38	1.6
Soph.	36/15	99-222	.446	17-53	.321	52-65	.800	88	2.4	62-1	59	33	3	32	267	7.4
Junior	32/32	143-325	.440	22-66	.333	87-114	.763	131	4.1	67-1	88	55	13	46	395	12.3
Senior	13/13	60-139	.432	9-29	.310	43-55	.782	59	4.5	21-0	48	18	6	21	172	13.2
TOTALS	105-60	317-719	.441	49-151	.325	189-249	.759	309	2.9	171-2	211	109	23	104	872	8.3

2023-24 IOWA MEN'S BASKETBALL



#20 PAYTON SANDFORT  
G • 6-7 • 215 • Jr.  
Waukee, Iowa  
Waukee High School

SEASON HIGHS

Points	22 vs. Seton Hall, 11/24/23
FGM	7, 3X, last vs. UMBC, 12/20/23
FGA	14 vs. Seton Hall, 11/24/23
3-PT FGM	4, 4X, last vs. UMBC, 12/20/23
3-PT FGA	10, 2X, last vs. Seton Hall, 11/24/23
FTM	4, 2X, last vs. Seton Hall, 11/24/23
FTA	4, 3x, last vs. Seton Hall, 11/24/23
REB	12 vs. Alabama State, 11/10/23
AST	6 vs. UMBC, 12/20/23
STL	2, 2X, last at Iowa State, 12/7/23
BLK	1 vs. Alabama State, 11/10/23
MIN	34 vs. Seton Hall, 11/24/23

CAREER HIGHS

Points	26 vs. Michigan, 1/12/23
FGM	9, 2X, last vs. Michigan, 1/12/23
FGA	17 vs. Michigan, 1/12/23
3-PT FGM	6 vs. Michigan State, 2/25/23
3-PT FGA	12 vs. Alabama State, 11/18/21
FTM	6 at Rutgers, 1/8/23
FTA	7 at Rutgers, 1/8/23
REB	12 vs. Alabama State, 11/10/23
AST	6 vs. UMBC, 12/20/23
STL	2, 5X, last at Iowa State, 12/7/23
BLK	2 vs. Illinois, 2/4/23
MIN	35 vs. Eastern Illinois, 12/21/22

Opponent	Date	GS	MIN	Total		3-Pointers		Free throws		Rebounds				PF	A	TO	BLK	STL	PTS	AVG	
				FG-FGA	PCT	3FG-3FGA	PCT	FT-FTA	PCT	OFF	DEF	TOT	AVG								
North Dakota	11/07/2023	*	20:24	7-13	.538	3-7	.429	4-4	1.000	2	7	9	9.0	3	2	2	0	2	21	21.0	
Alabama St.	11/10/2023	*	28:23	5-13	.385	4-10	.400	3-3	1.000	5	7	12	10.5	0	4	0	1	0	17	19.0	
at Creighton	11/14/2023	*	17:59	3-7	.429	2-6	.333	3-3	1.000	0	6	6	9.0	4	1	0	0	0	11	16.3	
Arkansas St.	11/17/2023	*	24:09	2-10	.200	0-4	.000	3-4	.750	5	3	8	8.8	3	4	1	0	0	7	14.0	
vs Oklahoma	11/23/2023	*	24:38	5-10	.500	0-5	.000	2-2	1.000	3	4	7	8.4	2	1	2	0	1	12	13.6	
vs Seton Hall	11/24/2023	*	33:54	7-14	.500	4-10	.400	4-4	1.000	0	9	9	8.5	1	3	1	0	0	22	15.0	
North Florida	11/29/2023	*	20:54	4-7	.571	2-4	.500	0-0	.000	0	8	8	8.4	2	2	1	0	1	10	14.3	
at Purdue	12/04/2023	*	30:20	3-10	.300	3-7	.429	0-0	.000	2	2	4	7.9	1	4	1	0	0	9	13.6	
at Iowa St.	12/07/2023	*	31:20	4-9	.444	4-9	.444	2-3	.667	1	5	6	7.7	3	3	2	0	2	14	13.7	
Michigan	12/10/2023	*	26:44	4-9	.444	2-5	.400	0-2	.000	0	3	3	7.2	3	3	3	0	1	10	13.3	
vs Florida A&M	12/16/2023	*	20:47	5-9	.556	2-5	.400	1-1	1.000	0	1	1	6.6	2	3	2	0	1	13	13.3	
UMBC	12/20/2023	*	26:10	7-12	.583	4-8	.500	0-0	.000	1	9	10	6.9	4	6	2	0	1	18	13.7	
NIU	12/29/2023	*	18:27	6-10	.600	2-5	.400	2-2	1.000	0	7	7	6.9	1	3	0	0	0	16	13.8	
Totals			13	324:09	62-133	.466	32-85	.376	24-28	.857	19	71	90	6.9	29	39	17	1	9	180	13.8

CAREER STATISTICS

YEAR	G/GS	FG-A	PCT	3-PT	PCT	FT-A	PCT	REB	AVG	PF-FO	AST	TO	BLK	STL	PTS	AVG
Fresh.	34/0	61-146	.418	34-93	.366	15-16	.938	65	1.9	29-0	22	16	4	5	171	5.0
Soph.	33/7	115-285	.404	59-172	.343	51-59	.864	134	4.1	62-0	48	22	7	19	340	10.3
Junior	13/13	62-133	.466	32-85	.376	24-28	.857	90	6.9	29-0	39	17	1	9	180	13.8
TOTALS	80/20	238-564	.422	125-350	.357	90-103	.874	289	3.6	120-0	109	55	12	33	691	8.6



#24 PRYCE SANDFORT  
F • 6-6 • 205 • Fr.  
Waukee, Iowa  
Waukee Northwest  
High School

SEASON HIGHS

Points	12 vs. Northern Illinois, 12/29/23
FGM	3 vs. Northern Illinois, 12/29/23
FGA	7 vs. North Dakota, 11/7/23
3-PT FGM	3 vs. Northern Illinois, 12/29/23
3-PT FGA	4 vs. Northern Illinois, 12/29/23
FTM	3 vs. Northern Illinois, 12/29/23
FTA	3 vs. Northern Illinois, 12/29/23
REB	3, 4X, last vs. Northern Illinois, 12/29/23
AST	2, 3X, last vs. Northern Illinois, 12/29/23
STL	1, 3X, last vs. Northern Illinois, 12/29/23
BLK	1, 2X, last vs. Michigan, 12/10/23
MIN	17, 2X, last vs. Northern Illinois, 12/29/23

CAREER HIGHS

Points	12 vs. Northern Illinois, 12/29/23
FGM	3 vs. Northern Illinois, 12/29/23
FGA	7 vs. North Dakota, 11/7/23
3-PT FGM	3 vs. Northern Illinois, 12/29/23
3-PT FGA	4 vs. Northern Illinois, 12/29/23
FTM	3 vs. Northern Illinois, 12/29/23
FTA	3 vs. Northern Illinois, 12/29/23
REB	3, 4X, last vs. Northern Illinois, 12/29/23
AST	2, 3X, last vs. Northern Illinois, 12/29/23
STL	1, 3X, last vs. Northern Illinois, 12/29/23
BLK	1, 2X, last vs. Michigan, 12/10/23
MIN	17, 2X, last vs. Northern Illinois, 12/29/23

Opponent	Date	GS	MIN	Total		3-Pointers		Free throws		Rebounds				PF	A	TO	BLK	STL	PTS	AVG
				FG-FGA	PCT	3FG-3FGA	PCT	FT-FTA	PCT	OFF	DEF	TOT	AVG							
North Dakota	11/07/2023		17:15	1-7	.143	1-3	.333	0-0	.000	0	3	3	3.0	2	0	0	1	0	3	3.0
Alabama St.	11/10/2023		10:46	2-4	.500	1-3	.333	1-2	.500	0	2	2	2.5	2	2	0	0	0	6	4.5
at Creighton	11/14/2023		10:09	1-3	.333	0-2	.000	0-0	.000	0	1	1	2.0	0	1	0	0	1	2	3.7
Arkansas St.	11/17/2023		08:44	0-1	.000	0-1	.000	0-0	.000	0	0	0	1.5	1	0	0	0	0	0	2.8
vs Oklahoma	11/23/2023		15:22	2-5	.400	1-4	.250	0-0	.000	0	3	3	1.8	1	1	0	0	0	5	3.2
vs Seton Hall	11/24/2023		03:14	0-2	.000	0-1	.000	0-0	.000	0	0	0	1.5	0	0	0	0	0	0	2.7
North Florida	11/29/2023		10:40	1-2	.500	0-1	.000	0-1	.000	1	2	3	1.7	0	1	0	0	1	2	2.6
at Purdue	12/04/2023		06:03	2-3	.667	1-2	.500	0-0	.000	0	0	0	1.5	0	0	0	0	0	5	2.9
at Iowa St.	12/07/2023		08:40	1-4	.250	1-3	.333	0-0	.000	0	1	1	1.4	0	0	2	0	0	3	2.9
Michigan	12/10/2023		07:52	0-1	.000	0-0	.000	0-0	.000	0	1	1	1.4	0	1	0	1	0	0	2.6
vs Florida A&M	12/16/2023		13:21	1-6	.167	1-5	.200	0-0	.000	0	2	2	1.5	0	2	0	0	0	3	2.6
UMBC	12/20/2023		11:38	2-3	.667	1-2	.500	0-0	.000	0	0	0	1.3	1	0	0	0	0	5	2.8
NIU	12/29/2023		17:35	3-5	.600	3-4	.750	3-3	1.000	0	3	3	1.5	0	2	0	0	1	12	3.5
Totals		0	141:19	16-46	.348	10-31	.323	4-6	.667	1	18	19	1.5	7	10	2	2	3	46	3.5

CAREER STATISTICS

YEAR	G/GS	FG-A	PCT	3-PT	PCT	FT-A	PCT	REB	AVG	PF-FO	AST	TO	BLK	STL	PTS	AVG
Fr.	13/0	16-46	.348	10-31	.323	4-6	.667	19	1.5	7-0	10	2	2	3	46	3.5





**2023-24 IOWA MEN'S BASKETBALL \ \ GAME-BY-GAME STATISTICS**
**@IOWAHOOPS**

Team	Score	FG-A	PCT	3-PT. FG	PCT	FT-FTA	PCT	REB	PF	AST	TO	STL	BLK
North Dakota	68	27-67	.403	4-25	.160	10-17	.588	38	19	9	19	5	3
at Iowa	110	40-75	.533	12-24	.500	18-20	.900	44	18	23	7	12	2
Alabama State	67	23-65	.354	6-22	.273	15-20	.750	46	29	7	16	5	3
at Iowa	98	33-72	.458	9-29	.310	23-35	.657	48	15	27	6	6	3
Iowa	84	34-68	.500	6-14	.428	10-14	.714	30	18	20	7	7	6
at Creighton	92	32-62	.516	10-29	.344	18-24	.750	38	14	19	12	2	3
Arkansas State	74	28-68	.412	10-24	.417	8-17	.471	44	30	16	18	5	4
at Iowa	88	27-58	.466	2-12	.467	32-46	.696	39	17	14	7	11	8
Oklahoma	79	31-64	.484	4-20	.200	13-15	.867	35	15	15	8	8	4
vs. Iowa	67	24-67	.358	4-23	.174	15-18	.833	44	15	10	14	4	4
Seton Hall	72	27-75	.360	8-27	.296	10-12	.833	38	18	14	6	8	1
vs. Iowa	85	31-55	.564	7-19	.368	16-19	.842	36	13	20	11	4	2
North Florida	78	30-66	.455	12-31	.387	6-9	.667	29	19	6	18	7	0
at Iowa	103	36-61	.590	8-14	.571	23-26	.855	36	11	17	11	9	6
Iowa	68	25-65	.385	6-18	.333	12-17	.706	35	16	17	8	5	3
at Purdue	87	34-65	.523	8-25	.320	11-16	.688	41	13	24	8	3	5
Iowa	65	22-57	.386	8-26	.308	13-16	.813	33	21	14	19	9	3
at Iowa State	90	32-60	.533	8-17	.471	18-26	.692	36	13	19	12	12	6
Michigan	90	29-60	.483	9-24	.375	23-28	.821	41	16	17	13	5	6
at Iowa	80	28-64	.438	5-20	.250	19-25	.760	32	17	16	10	9	3
Florida A&M	52	19-63	.302	5-15	.333	9-13	.692	33	19	9	15	9	2
vs. Iowa	88	34-63	.540	10-26	.385	10-20	.500	47	16	22	15	11	6
UMBC	81	32-69	.464	13-25	.520	4-9	.444	36	17	16	15	4	8
at Iowa	103	42-84	.500	6-23	.261	13-16	.813	47	10	33	4	10	1
Northern Illinois	74	27-58	.466	11-18	.611	9-16	.563	35	13	11	21	7	7
at Iowa	103	42-84	.500	8-25	.320	11-15	.733	42	14	23	7	15	9

**SEASON BESTS**

Player	Points	3-Pointers	Rebounds	Assists	Blocks	Steals
Dasonte Bowen	17, Arkansas St.	1, 4X, last vs. NIU	3, 2X, last Oklahoma	5, 3X, last vs. Mich.	1 vs. FAMU	3, Arkansas St.
Even Brauns	2, 3X, last vs. UMBC	--	4, vs. FAMU	1, at Purdue	2, at Purdue	1, 2X, last vs. NIU
Jovone Cater	--	--	1, 2X, last vs. FAMU '23	--	--	1, vs. FAMU
Ladji Dembele	9, vs. FAMU	2, 2X, last at Creighton	4, Alabama St.	2, Creighon	2 vs. NIU	3, vs. FAMU
Josh Dix	10 vs. Arkansas State	1, 6X, last at Iowa St.	4, vs. FAMU	4, North Florida	2 vs. NIU	1, 6X, last vs. NIU
Owen Freeman	16, North Florida	--	11, vs. FAMU	2, at Purdue	5, North Florida	4 vs. NIU
Brock Harding	10, 2X, last vs. UMBC	2, vs. Oklahoma	2, 3X, last vs. FAMU	12 vs. UMBC	--	4 vs. UMBC
Spencer Hutchison	--	--	1, 3X, last vs. NIU	1, North Dakota	--	--
Carter Kingsbury	3, North Dakota	1, North Dakota	2, 2X, last vs. FAMU	1, vs. FAMU	--	--
Ben Krikke	25, Ark. St.	1, 2X, last vs. NIU	12 vs. UMBC	5, Seton Hall	4 vs. Michigan	4, Ark. St.
Luc Laketa	4, vs. FAMU	--	--	1, North Dakota	--	--
Patrick McCaffery	22, Alabama St.	2, 3X, last vs. Michigan	6, Seton Hall	3, Creighton	2, Creighton	2, Creighton
Riley Mulvey	--	--	--	--	--	--
Tony Perkins	23 vs. UMBC	2, 2X, last North Florida	6, 6X, last vs. UMBC	8 vs. NIU	2, last Ark. St.	4, 2X, last vs. UMBC
Payton Sandfort	22, Seton Hall	4, 4X, last vs. UMBC	12, Alabama St.	6, vs. UMBC	1, Alabama St.	2, 2X, last at Iowa St.
Pryce Sandfort	12 vs. NIU	3 vs. NIU	3, 4X, last vs. NIU	2, 2X, last vs. NIU	1, 2X, last vs. Mich.	1, 3X, last vs. NIU

**CAREER BESTS**

Player	Points	3-Pointers	Rebounds	Assists	Blocks	Steals
Dasonte Bowen	17, Arkansas St.	2, EIU, '22	4, Wisconsin, '22	5, 3X, last Michigan	1, 2X, last FAMU '23	3, Arkansas St.
Even Brauns	19, Bethel '21	--	12, Illinois St. '23	3, Indiana St. '23	7, Murray St. '23	3, twice
Jovone Cater	--	--	1, 2X, last vs. FAMU '23	--	--	1, vs. FAMU
Ladji Dembele	9, vs. FAMU	2, 2X, last at Creighton	4, Alabama St.	2, Creighon	2 vs. NIU	3, vs. FAMU
Josh Dix	10, 2X, last Ark. St.	3, Omaha '22	5, 2X, last Ark. St.	5, twice	2 vs. NIU	1, 12X, last vs. NIU
Owen Freeman	16, North Florida	--	11, FAMU	2, at Purdue	5, North Florida	4 vs. NIU
Brock Harding	10, 2X, last vs. UMBC	2, vs. Oklahoma	2, 3X, last vs. FAMU	12 vs. UMBC	--	4 vs. UMBC
Spencer Hutchison	--	--	1, 3X, last vs. NIU	1, North Dakota	--	--
Carter Kingsbury	4, NCAT '22	1, three times	2, four times	1, five times	---	1, Omaha '22
Ben Krikke	34, UIC '23	3, twice	15, Illinois St. '21	6, twice	5, S. Illinois '23	4, Ark. St.
Luc Laketa	4, vs. FAMU	1, four times	2, SEMO, '22	1, twice	---	1, twice
Patrick McCaffery	24, Wisconsin, '22	6, Nebraska, '23	13, EIU, '22	4, four times	2, six times	5, Purdue, '23
Riley Mulvey	8, W. Michigan, '21	---	5, Alabama St, '21	1, four times	3, N'western, '22	1, three times
Tony Perkins	32, Illinois, '23	4, Michigan State	12, Illinois, '22	8, 2X, last vs. NIU	2, 4X, last Ark. St.	5, N'Western, '22
Payton Sandfort	26, Michigan, '23	6, Michigan State	12, Alabama St.	6 vs. UMBC	2, Illinois, '23	2, 5X, last at Iowa St.
Pryce Sandfort	12 vs. NIU	3 vs. NIU	3, 4X, last vs. NIU	2, 2X, last vs. NIU	1, 2X, last vs. Mich.	1, 3X, last vs. NIU

**THE LAST TIME A PLAYER...****Had 30 or more points**

Iowa -- 32, Tony Perkins vs. Illinois, 2/4/23

Opponent -- 31, Tyson Walker, Michigan State, 2/25/23

**Made at least 90% of his FGA (10 att.)**

Iowa -- .923 (12-of-13), Filip Rebraca vs. SEMO, 12/17/22

Opponent -- .900 (9-of-10), Zach Edey, Purdue, 12/4/23

**Made 100% of his FTA (10 att.)**

Iowa -- 1.000 (11-of-11), Ben Krikke vs. North Florida, 11/29/23

Opponent -- 1.000 (12-of-12), Bonzie Colson, Notre Dame, 11/29/16

**Had 15 or more rebounds**

Iowa -- 20, Kris Murray vs. Georgia Tech, 11/29/22

Opponent -- 18, Kofi Cockburn, Illinois, 12/6/21

**Had 10 or more assists**

Iowa -- 12, Brock Harding vs. UMBC, 12/20/23

Opponent -- 13, Paul Mulcahy, Rutgers, 1/29/23

**Had 5 or more blocks**

Iowa -- 5, Owen Freeman vs. North Florida, 11/29/23

Opponent -- 5, Johni Broome, Auburn, 3/16/23

**Had 5 or more steals**

Iowa -- 5, Patrick McCaffery at Purdue, 2/9/23

Opponent -- 5, Chris McNeal, Cincinnati, 12/21/19

**THE LAST TIME A TEAM...****Scored 100 or more points**

Iowa -- 103 vs. Northern Illinois, 12/29/23

Opponent -- 106 by Michigan State, 2/25/23

**Scored 40 or fewer points**

Iowa -- 40 at Wisconsin, 3/3/10

Opponent -- 39 by UNC Wilmington, 11/8/13

**Won an overtime game**

Iowa -- 112-106 (OT) vs. Michigan State, 2/25/23

Opponent -- 78-75 (OT) by Wisconsin, 12/11/22

**Made at least 60% of its FGA (20 att.)**

Iowa -- .600 (33-of-55) vs. Maryland, 1/15/23

Opponent -- .600 (36-of-60), Eastern Illinois, 12/21/22

**Made at least 50% of its 3-pt. FGA (8 att.)**

Iowa -- .571 (8-of-14) vs. North Florida, 11/29/23

Opponent -- .611 (11-of-18) vs. Northern Illinois, 12/29/23

**Made at least 90% of its FTA (10 att.)**

Iowa -- .900 (18-of-20), North Dakota, 11/7/23

Opponent -- .917 (11-of-12) by Purdue, 2/9/23

## 2023-24 INDIVIDUAL SUPERLATIVES

## CATEGORY

Points Scored  
Total Field Goals  
Total FG Attempted  
Highest FG% (5 made)  
Highest FG% (10 made)  
3-Point Field Goals  
3-Point FG% (min. 3 made)  
Free Throws  
Free Throws Attempted  
Free Throw % (min. 5 made)  
Offensive Rebounds  
Defensive Rebounds  
Total Rebounds  
Assists  
Turnovers  
Blocked Shots  
Steals  
Minutes Played (including OT)

## IOWA

25, Ben Kirkke vs. Arkansas State, 11/17/23  
11, Ben Kirkke vs. Creighton, 11/14/23  
18, 2X, last Tony Perkins vs. UMBC, 12/20/23  
.875 (7-of-8), Owen Freeman vs. North Dakota, 11/7/23  
.714 (10-of-14), Ben Kirkke vs. Arkansas State, 11/17/23  
4, 4X, last Payton Sandfort vs. UMBC, 12/20/23  
.750 (3-of-4), Pryce Sandfort vs. NIU, 12/29/23  
11, Ben Krikke vs. North Florida, 11/29/23  
11, Ben Krikke vs. North Florida, 11/29/23  
1.000, 3X, last Tony Perkins (5-of-5) vs. UMBC, 12/20/23  
8, Payton Sandfort vs. North Florida, 11/29/23  
9, 2X, last Payton Sandfort vs. UMBC, 12/20/23  
12, 2X, last Ben Krikke vs. UMBC, 12/20/23  
12, Brock Harding vs. UMBC, 12/20/23  
4, Owen Freeman at Iowa State, 12/7/23  
5, Owen Freeman vs. North Florida, 11/29/23  
4, 5X, last Tony Perkins vs. NIU, 12/29/23  
35:05, Ben Krikke vs. Michigan, 12/10/23

## OPPONENT

25, 2X, last Keshon Gilbert at Iowa State, 12/7/23  
10, B.J. Omot vs. North Dakota, 11/7/23  
22, TJ Madlock vs. Alabama State, 11/10/23  
.900 (9-of-10), Zach Edey at Purdue, 12/4/23  
.476 (10-of-21), B.J. Omot vs. North Dakota, 11/7/23  
6, David Coit (6-of-7) vs. NIU, 12/29/23  
1.000 (3-of-3), Keshon Gilbert at Iowa State, 12/7/23  
7, CJ Hines vs. Alabama State, 11/10/23  
8, 2X, last Zarique Nutter vs. NIU, 12/29/23  
1.000 (7-of-7), CJ Hines vs. Alabama State, 11/10/23  
9, Zach Edey at Purdue, 12/4/23  
10, Trey Alexander vs. Creighton, 11/14/23  
12, Zach Edey at Purdue, 12/4/23  
9, Trey Alexander vs. Creighton, 11/14/23  
5, 6X, last Zarique Nutter vs. NIU, 12/29/23  
4 Yanic Konan Niederhauser vs. NIU, 12/29/23  
4, 2X, last Tamin Lipsey at Iowa State, 12/7/23  
37:43, Trey Alexander vs. Creighton, 11/14/23

## TEAM SUPERLATIVES

## IOWA HIGH

110 vs. North Dakota, 11/7/23  
56 (1st) vs. North Dakota, 11/7/23  
--  
42, 2X, last vs. NIU, 12/29/23  
84, 2X, last vs. NIU, 12/29/23  
.590 (36-of-61) vs. North Florida, 11/29/23  
12 vs. North Dakota, 11/7/23  
29 vs. Alabama State, 11/10/23  
.571 (8-of-14) vs. North Florida, 11/29/23  
32 vs. Arkansas State, 11/17/23  
46 vs. Arkansas State, 11/17/23  
.900 (18-of-20) vs. North Dakota, 11/7/23  
19 vs. Alabama State, 11/10/23  
39 vs. Florida A&M, 12/16/23  
48 vs. Alabama State, 11/10/23  
21 at Iowa State, 12/7/23  
--  
33 vs. UMBC, 12/20/23  
19 at Iowa State, 12/7/23  
9 vs. NIU, 12/29/23  
15 vs. NIU, 12/29/23

## IOWA LOW

65 at Iowa State, 12/7/23  
24, 2X, last at Purdue, 12/4/23  
--  
22 at Iowa State, 12/7/23  
55 vs. Seton Hall, 11/24/23  
.358 (24-of-67) vs. Oklahoma, 11/23/23  
2 vs. Arkansas State, 11/17/23  
12 vs. Arkansas State, 11/17/23  
.167 vs. Arkansas State, 11/17/23  
10, 2X, last vs. Florida A&M, 12/16/23  
14 vs. Creighton, 11/14/23  
.500 (10-of-20) vs. Florida A&M, 12/16/23  
3 vs. Seton Hall, 11/24/23  
19 at Purdue, 12/4/23  
30 vs. Creighton, 11/14/23  
10 vs. UMBC, 12/20/23  
--  
10 vs. Oklahoma, 11/23/23  
4 vs. UMBC, 12/20/23  
1 vs. UMBC, 12/20/23  
4, 2X, last vs. Seton Hall, 11/24/23

## CATEGORY

Points  
Points/Half  
Points/OT  
Field Goals  
Field Goal Att.  
Field Goal %  
3-Point Field Goals  
3-Point FG Att.  
3-Point FG %  
Free Throws Made  
Free Throw Att.  
Free Throw %  
Offensive Rebounds  
Defensive Rebounds  
Total Rebounds  
Fouls  
DQs  
Assists  
Turnovers  
Blocked Shots  
Steals

## OPPONENT HIGH

92 vs. Creighton, 11/14/23  
48 vs. NIU, 12/29/23  
--  
34 at Purdue, 12/4/23  
75 vs. Seton Hall, 11/24/23  
.533 (32-of-60) at Iowa State, 12/7/23  
13 vs. UMBC, 12/20/23  
31 vs. North Florida, 11/29/23  
.611 (11-of-18) vs. NIU, 12/29/23  
23 vs. Michigan, 12/10/23  
28 vs. Michigan, 12/10/23  
.867, (13-of-15) vs. Oklahoma, 11/23/23  
16, 3X last at Purdue, 12/4/23  
31 vs. NIU, 12/29/23  
46 vs. Alabama State, 11/10/23  
30 vs. Arkansas State, 11/17/23  
--  
24 at Purdue, 12/4/23  
21 vs. NIU, 12/29/23  
8 vs. UMBC, 12/20/23  
12 at Iowa State, 12/7/23

## OPPONENT LOW

52 vs. Florida A&M, 12/16/23  
20 (1st) vs. Florida A&M, 12/16/23  
--  
19 vs. Florida A&M, 12/16/23  
58 vs. NIU, 12/29/23  
.302 (19-of-63) vs. Florida A&M, 12/16/23  
4, 2X, last vs. Oklahoma, 11/23/23  
15 vs. Florida A&M, 12/16/23  
.160 (4-of-25) vs. North Dakota, 11/7/23  
4 vs. UMBC, 12/20/23  
9, 2X, last vs. UMBC, 12/20/23  
.444 (4-of-9) vs. UMBC, 12/20/23  
4 vs. NIU, 12/29/23  
20 vs. North Florida, 11/29/23  
29 vs. North Florida, 11/29/23  
13, 3X, last vs. NIU, 12/29/23  
--  
6 vs. North Florida, 11/29/23  
6 vs. Seton Hall, 11/24/23  
1 vs. Seton Hall, 11/24/23  
2 vs. Creighton, 11/14/23

## 2023-24 INDIVIDUAL LEADERS GAME-BY-GAME

OPPONENT	SCORE	W/L	POINTS	REBOUNDS	ASSISTS	STEALS	BLOCKS
North Dakota (11/7)	110-68	W	Payton Sandfort, 21	Payton Sandfort, 9	Brock Harding, 7	4 players, 2	McCaffery/Pryce Sandfort, 2
Alabama State (11/10)	98-67	W	Patrick McCaffery, 22	Payton Sandfort, 12	Brock Harding, 7	Perkins/Harding, 2	3 players, 1
at Creighton (11/14)	92-84	L	Ben Krikke, 24	Payton Sandfort/T. Perkins, 6	Dasonte Bowen, 4	Tony Perkins, 3	Owen Freeman, 3
Arkansas State (11/17)	88-74	W	Ben Krikke, 25	Ben Krikke, 9	Payton Sandfort, 4	Ben Krikke, 4	Ben Krikke, 3
vs. Oklahoma (11/23)	79-67	L	Owen Freeman, 13	Sandfort/Freeman, 7	Perkins/Harding, 2	4 players, 1	Owen Freeman, 3
vs. Seton Hall (11/24)	85-72	W	Payton Sandfort, 22	Payton Sandfort, 9	Ben Krikke, 5	4 players, 1	Perkins/Freeman, 1
North Florida (11/29)	103-78	W	Tony Perkins/Ben Krikke, 21	Payton Sandfort, 8	Dasonte Bowen, 3	Owen Freeman, 3	Owen Freeman, 5
at Purdue (12/4)	87-68	L	Ben Krikke, 16	Ben Krikke, 7	Bowen/Pa. Sandfort, 4	Owen Freeman, 2	Even Brauns, 2
at Iowa State (12/7)	90-65	L	Payton Sandfort, 14	Owen Freeman, 8	Dasonte Bowen, 4	Pa. Sandfort/Harding, 2	Owen Freeman, 3
Michigan (12/10)	90-80	L	Ben Krikke, 24	Ben Krikke, 8	Dasonte Bowen, 5	Tony Perkins, 4	3 players, 1
vs. Florida A&M (12/16)	88-52	W	Owen Freeman, 14	Owen Freeman, 11	Tony Perkins, 7	Ladji Dembele, 3	6 players, 1
UMBC (12/20)	103-81	W	Tony Perkins, 23	Ben Krikke, 12	Brock Harding, 12	Harding/Perkins, 4	Owen Freeman, 1
Northern Illinois (12/29)	103-74	W	Ben Krikke, 20	Owen Freeman, 9	Tony Perkins, 8	Tony Perkins, 4	Owen Freeman, 3



## 2023-24 LEAD/DEFICIT BREAKDOWN GAME-BY-GAME

OPPONENT	FIRST HALF SCORE			SECOND HALF SCORE			FINAL SCORE			LARGEST		TIMES TIED	LEAD CHANGES	TIME LED MIN. (40 MAX)
	UI	OPP	MARGIN	UI	OPP	MARGIN	UI	OPP	MARGIN	LEAD	DEFICIT			
North Dakota (11/7)	56	32	+24	54	36	+18	110	68	+42	44	--	--	--	39:12
Alabama State (11/10)	49	37	+12	49	30	+19	98	67	+31	31	1	2	2	39:17
at Creighton (11/14)	43	43	0	41	49	-8	84	92	-8	7	17	8	14	12:12
Arkansas State (11/17)	49	39	+10	39	35	+4	88	74	+14	16	--	1	--	39:22
vs. Oklahoma (11/23)	24	36	-12	43	43	0	67	79	-12	0	22	1	--	--
vs. Seton Hall (11/24)	44	33	+11	41	39	+2	85	72	+13	18	2	1	1	37:43
North Florida (11/29)	47	43	+4	56	35	+21	103	78	+25	25	5	1	9	36:04
at Purdue (12/4)	24	45	-21	44	42	+2	68	87	-19	0	35	1	--	--
at Iowa State (12/7)	29	47	-18	36	43	-7	65	90	-25	1	32	--	2	0:35
Michigan (12/10)	33	35	-2	47	55	-8	80	90	-10	5	20	10	9	5:55
vs. Florida A&M (12/16)	43	20	+23	45	32	+13	88	52	+36	43	--	--	--	39:44
UMBC (12/20)	50	36	+14	53	45	+8	103	81	+22	28	5	7	7	28:16
Northern Illinois (12/29)	54	48	+6	49	26	+23	103	74	+29	37	5	4	5	35:35
TOTALS	545	494	+51	597	513	+84	1142	1004	+138	44	35	10	14	306.80
AVG/GM - OVERALL	41.9	38.0	+3.9	45.9	40.6	+6.4	87.8	77.2	+10.6					
CONFERENCE TOTALS	57	80	-23	91	97	-6	148	177	-29	5	35	10	9	5:55
AVG/GM - CONFERENCE	28.5	40	-11.5	45.5	48.5	-3	74	88.5	-14.5					

2023-24 SPECIALITY SCORING STATS

OPPONENT	PAINT			OFF TURNOVERS			2ND CHANCE			FAST BREAK			BENCH		
	UI	OPP	MARGIN	UI	OPP	MARGIN	UI	OPP	MARGIN	UI	OPP	MARGIN	UI	OPP	MARGIN
North Dakota (11/7)	50	44	+6	31	6	+25	12	10	+2	27	3	+24	38	20	+18
Alabama State (11/10)	48	26	+22	20	5	+15	19	9	+10	27	11	+16	32	26	+6
at Creighton (11/14)	24	42	-18	13	7	+6	11	9	+2	5	19	-14	18	32	-14
Arkansas State (11/17)	44	34	+10	17	4	+13	13	10	+3	21	8	+13	18	23	-5
vs. Oklahoma (11/23)	34	46	-12	13	20	-7	13	8	+5	5	15	-10	29	19	+10
vs. Seton Hall (11/24)	40	38	+2	8	14	-6	2	17	-15	14	7	+7	17	10	+7
North Florida (11/29)	46	34	+12	28	15	+13	10	6	+4	20	7	+13	26	34	-8
at Purdue (12/4)	34	50	-16	11	15	-4	15	17	-2	10	3	+7	20	21	-1
at Iowa State (12/7)	18	46	-18	9	25	-16	11	17	-6	13	10	+3	32	11	+21
Michigan (12/10)	36	36	0	13	18	-5	10	9	+1	14	14	0	12	21	-9
vs. Florida A&M (12/16)	42	18	+24	10	13	-3	14	4	+10	13	5	+8	38	24	+14
UMBC (12/20)	66	34	+28	23	7	+14	20	21	-1	28	6	+22	25	24	+1
Northern Illinois (12/29)	56	30	+26	18	6	+12	11	5	+6	38	13	+25	36	14	+22
TOTALS	538	478	+60	214	155	+59	161	144	+17	235	121	+114	341	279	+62
AVG/GAME - OVERALL	41.4	36.8	+4.6	16.5	11.9	+4.5	12.4	11.1	+1.3	18.1	9.3	+8.8	26.2	21.5	+4.8
CONF. TOTALS	70	86	-16	24	33	-9	25	26	-1	24	17	+7	32	42	-10
AVG/GM - CONF.	35	43	-8	12	16.5	-4.5	12.5	13	-5	12	8.5	+3.5	16	21	-5

2023-24 MISCELLANEOUS STATS

STARTING LINEUP  
(W-L)

	1	2	3	4	5
(5-3)	Dasonte Bowen	Tony Perkins	Patrick McCaffery	Payton Sandfort	Ben Krikke
(3-1)	Tony Perkins	Patrick McCaffery	Payton Sandfort	Ben Krikke	Owen Freeman
(0-1)	Josh Dix	Tony Perkins	Patrick McCaffery	Payton Sandfort	Ben Krikke

LEADS & DEFICITS

Iowa's Biggest Halftime Lead	24 (56-32) vs. North Dakota, 11/7/23
Iowa's Biggest Halftime Lead Blown	4 (47-43) vs. North Florida, 11/29/23
Iowa's Biggest Halftime Deficit	21 (45-24) vs. Purdue, 12/4/23
Iowa's Biggest Halftime Deficit Erased	--
Iowa's Biggest Overall Lead	44 (110-66) vs. North Dakota, 11/7/23
Iowa's Biggest Win Total	42 (110-68) vs. North Dakota, 11/7/23
Iowa's Biggest Loss Total	25 (90-65) at Iowa State, 12/7/23
Iowa's Biggest Lead Blown	7 (22-15) vs. Creighton, 11/14/23
Iowa's Biggest Overall Deficit	35 (69-34) vs. Purdue, 12/4/23
Iowa's Biggest Deficit Overcome	5 (26-21) vs. UMBC, 12/20/23, 5 (5-0) vs. NIU, 12/29/23

JUMP BALLS CONTROLLED  
(INCLUDES OT)

Iowa	4
Opponents	9

WHO SCORED IOWA'S FIRST POINTS

Dasonte Bowen	3
Ben Krikke	3
Payton Sandfort	3
Tony Perkins	3
Owen Freeman	1

FIRST PLAYER OFF THE BENCH  
(sometimes multiple players)

Josh Dix	8
Owen Freeman	5
Dasonte Bowen	5

HOW IOWA SCORED FIRST POINTS

Jump Shot	6
3-Pointer	3
Free Throw	-
Lay-in/Lay-up	2
Dunk	2
Alley-Oop	-
Follow	-

PLAYERS IN DOUBLE FIGURES

1 Player	-
2 Players	1
3 Players	2
4 Players	6
5 Players	2
6 Players	2

MISCELLANEOUS STATS

NO. - PLAYER	DUNKS	FT-FTA (LAST 5:00/OT)
0 - Brauns	3	
2 - Harding	-	1-of-2 (.500)
4 - Dix	1	
5 - Bowen	-	6-of-7 (.857)
10 - Cater	-	-
11 - Perkins	5	10-of-14 (.714)
13 - Dembele	2	2-of-2 (1.00)
14 - Kingsbury	-	-
20 - Payton Sandfort	1	6-of-7 (.857)
22 - McCaffery	7	2-of-4 (.500)
23 - Krikke	1	5-of-5 (1.000)
24 - Pryce Sandfort	-	4-of-5 (.800)
25 - Laketa	-	1-of-4 (.250)
32 - Freeman	12	5-of-6 (.833)
44 - Mulvey	-	-

DOUBLE FIGURE SCORING GAMES

Player	19-20	20-21	21-22	22-23	23-24	Career
Ben Krikke	9	21	22	30	11	93
Patrick McCaffery	--	6	21	11	8	46
Tony Perkins	--	--	10	20	11	41
Payton Sandfort	--	--	6	14	11	30
Even Brauns	--	1	1	10	--	12
Owen Freeman	--	--	--	--	6	6
Dasonte Bowen	--	--	--	1	4	5
Josh Dix	--	--	--	1	1	2
Brock Harding	--	--	--	--	2	2
Pryce Sandfort	--	--	--	--	1	1

20-POINT SCORING GAMES

Player	19-20	20-21	21-22	22-23	23-24	Career
Ben Krikke	--	2	7	15	5	29
Payton Sandfort	--	--	1	6	2	9
Tony Perkins	--	--	1	5	2	8
Patrick McCaffery	--	--	--	5	1	6

DOUBLE-FIGURE REBOUNDING GAMES

Player	19-20	20-21	21-22	22-23	23-24	Career
Even Brauns	--	--	--	5	--	5
Ben Krikke	--	1	--	2	1	4
Tony Perkins	--	--	1	1	--	2
Payton Sandfort	--	--	--	--	2	2
Patrick McCaffery	--	--	--	1	--	1
Owen Freeman	--	--	--	--	1	1

DOUBLE-DOUBLES

Player	19-20	20-21	21-22	22-23	23-24	Career
Even Brauns	--	--	--	4	--	4
Ben Krikke	--	1	--	2	1	4
Tony Perkins	--	--	1	1	--	2
Patrick McCaffery	--	--	--	1	--	1
Payton Sandfort	--	--	--	--	2	2
Owen Freeman	--	--	--	--	1	1
Brock Harding	--	--	--	--	1	1

4+ 3-POINTER GAMES

Player	19-20	20-21	21-22	22-23	23-24	Career
Payton Sandfort	--	--	2	4	4	10
Patrick McCaffery	--	--	1	1	--	2
Tony Perkins	--	--	--	1	--	1

5+ ASSIST GAMES

Player	19-20	20-21	21-22	22-23	23-24	Career
Tony Perkins	--	--	4	7	4	15
Ben Krikke	--	--	2	5	--	7
Josh Dix	--	--	--	2	--	2
Dasonte Bowen	--	--	--	--	3	3
Brock Harding	--	--	--	--	3	3
Payton Sandfort	--	--	--	1	1	2

3+ STEAL GAMES

Player	19-20	20-21	21-22	22-23	23-24	Career
Tony Perkins	--	--	3	5	4	12
Patrick McCaffery	--	--	1	2	--	3
Even Brauns	--	--	1	1	--	2
Ben Krikke	--	--	1	--	1	2
Owen Freeman	--	--	--	--	1	2
Dasonte Bowen	--	--	--	--	1	1
Ladji Dembele	--	--	--	--	1	1
Brock Harding	--	--	--	--	1	1

3+ BLOCK GAMES...

Player	19-20	20-21	21-22	22-23	23-24	Career
Even Brauns	--	--	2	4	--	6
Ben Krikke	--	2	1	2	1	6
Owen Freeman	--	--	--	--	5	5
Riley Mulvey	--	--	1	--	--	1

**IOWA'S 2023-24 RECORD WHEN...**

When playing at home:	6-1	When leading at the half:	8-0	When wearing White:	6-0
When playing on the road:	0-3	When trailing at the half:	0-4	When wearing Black:	1-3
When playing on a neutral court:	2-1	When tied at the half:	0-1	When wearing Gold:	1-2
				When wearing Gray:	0-0
When Iowa scores 100 points or more:	4-0	Iowa field goal percentage at home:	248-of-498	.498	
When Iowa scores 90-99 points:	1-0	Iowa field goal percentage on road:	170-of-375	.453	
When Iowa scores 80-89 points:	3-2	Iowa 3-point percentage at home:	50-of-147	.340	
When Iowa scores 70-79 points:	0-0	Iowa 3-point percentage on road:	41-of-126	.325	
When Iowa scores under 70 points:	0-3	Iowa free throw percentage at home:	139-of-183	.760	
		Iowa free throw percentage on road:	75-of-104	.721	
When opponent scores 100 points or more:	0-0	On Sunday:	0-1		
When opponent scores 90-99 points:	0-3	On Monday:	0-1		
When opponent scores 80-89 points:	1-1	On Tuesday:	1-1		
When opponent scores 70-79 points:	4-1	On Wednesday:	2-0		
When opponent scores 60-69 points:	2-0	On Thursday:	0-1		
When opponent scores fewer than 60 points:	1-0	On Friday:	3-1		
		On Saturday:	2-0		
When Iowa shoots at least 50% from the field:	6-1	On BTN:	3-2		
When Iowa shoots less than 50% from the field:	2-4	On CBS:	0-0		
When opponent shoots at least 50% from the field:	0-3	On ESPN:	0-0		
When opponent shoots less than 50% from the field:	7-3	On ESPN2:	0-0		
When Iowa has higher FG% than opponent:	8-0	On ESPNU:	0-1		
When opponent has higher FG%:	0-5	On B1G+:	3-0		
When FG% is equal:	0-0	On Peacock	1-0		
		On FS1	1-2		
		On CBS SN:	0-0		
When Iowa outrebounds opponent:	8-1	On NBC SN:	0-0		
When opponent has more rebounds:	2-4	On FOX:	0-0		
When rebounds are equal:	0-0	On TruTV:	0-0		
		On TNT:	0-0		
When Iowa shoots at least 80% from the line:	4-2				
When Iowa shoots less than 80% from the line:	4-3				
When opponent shoots at least 80% from the line:	1-2				
When opponent shoots less than 80% from the line:	7-3				
When Iowa shoots more free throws than opponent:	7-2				
When opponent shoots more free throws:	1-3				
When free throws attempts are equal:	0-0				
When Iowa has higher FT% than opponent:	6-2				
When opponent has higher FT%:	2-3				
When FT% is equal:	0-0				
When Iowa shoots at least 50% from 3-point range:	2-0				
When Iowa shoots less than 50% from 3-point range:	6-5				
When opponent shoots at least 50% from 3-point range:	2-0				
When opponent shoots less than 50% from 3-point range:	6-5				
When Iowa has a higher 3-point FG% than opponent:	6-0				
When opponent has a higher 3-point FG%:	2-5				
When 3-point FG% is equal:	0-0				
When Iowa has more assists than opponent:	7-0				
When opponent has more assists:	1-5				
When assists are equal:	0-0				
When Iowa has fewer turnovers than opponent:	7-1				
When opponent has fewer turnovers:	1-3				
When turnovers are equal:	0-1				
When Iowa has more steals than opponent:	7-3				
When opponent has more steals:	1-2				
When steals are equal:	0-0				



**UNDER HEAD COACH FRAN McCAFFERY... IOWA'S RECORD WHEN...**

When playing at home:	182-51	When leading at the half:	222-45	When wearing White:	160-45
When playing on the road:	53-89	When trailing at the half:	37-129	When wearing Black:	65-106
When playing on a neutral court:	34-39	When tied at the half:	9-6	When wearing Gold:	38-20
				When wearing Gray:	6-9
When Iowa scores 100 points or more:	26-0	Iowa field goal percentage at home:	6,529-13,975	.467	
When Iowa scores 90-99 points:	48-8	Iowa field goal percentage on road:	5,529-12,678	.436	
When Iowa scores 80-89 points:	83-23	Iowa 3-point percentage at home:	1,757-4,797	.366	
When Iowa scores 70-79 points:	79-56	Iowa 3-point percentage on road:	1,455-4,266	.341	
When Iowa scores under 70 points:	33-94	Iowa free throw percentage at home:	4,027-5,545	.726	
		Iowa free throw percentage on road:	2,924-3,978	.735	
When opponent scores 100 points or more:	1-7	On Sunday:	50-31		
When opponent scores 90-99 points:	3-31	On Monday:	18-10		
When opponent scores 80-89 points:	19-53	On Tuesday:	39-25		
When opponent scores 70-79 points:	80-57	On Wednesday:	25-24		
When opponent scores 60-69 points:	87-30	On Thursday:	41-45		
When opponent scores fewer than 60 points:	79-3	On Friday:	38-17		
		On Saturday:	53-28		
When Iowa shoots at least 50% from the field:	104-16	On BTN:	112-88		
When Iowa shoots less than 50% from the field:	166-164	On CBS:	6-6		
When opponent shoots at least 50% from the field:	16-77	On ESPN:	16-21		
When opponent shoots less than 50% from the field:	111-103	On ESPN2:	25-19		
When Iowa has higher FG% than opponent:	103-29	On ESPNU:	18-10		
When opponent has higher FG%:	41-149	On FS1:	23-16		
When FG% is equal:	2-2	On FOX:	5-2		
		On CBS SN:	2-4		
When Iowa outrebounds opponent:	201-67	On NBC SN:	2-1		
When opponent has more rebounds:	62-104	On truTV:	1-1		
When rebounds are equal:	7-10	On TNT:	0-1		
		On Peacock:	1-0		
When Iowa shoots at least 80% from the line:	74-39	Most Points, First Half: 68 vs. Alabama State, '18			
When Iowa shoots less than 80% from the line:	195-140	Fewest Points, First Half: 14 vs. Indiana, '13			
When opponent shoots at least 80% from the line:	58-44	Most Points Allowed, First Half: 61 at Purdue, '20			
When opponent shoots less than 80% from the line:	213-136	Fewest Points Allowed, First Half: 12 vs. UNC Wilmington, '13			
When Iowa shoots more free throws than opponent:	220-78	Most Points, Second Half: 70 at Michigan State, '23			
When opponent shoots more free throws:	36-98	Fewest Points, Second Half: 15 vs. Northern Iowa, '14			
When free throws attempts are equal:	12-5	Most Points Allowed, Second Half: 64 vs. Michigan State, '23			
When Iowa has higher FT% than opponent:	175-76	Fewest Points Allowed, Second Half: 16 vs. UNI, '10			
When opponent has higher FT%:	91-102	Largest Halftime Advantage: 37 vs. Arkansas-Pine Bluff, '13			
When FT% is equal:	3-3	Largest Halftime Deficit: 31 vs. Purdue, '18			
When Iowa shoots at least 50% from 3-point range:	40-10				
When Iowa shoots less than 50% from 3-point range:	228-172				
When opponent shoots at least 50% from 3-point range:	10-32				
When opponent shoots less than 50% from 3-point range:	260-149				
When Iowa has a higher 3-point FG% than opponent:	192-53				
When opponent has a higher 3-point FG%:	70-129				
When 3-point FG% is equal:	1-2				
When Iowa has more assists than opponent:	200-43				
When opponent has more assists:	56-122				
When assists are equal:	13-15				
When Iowa has fewer turnovers than opponent:	179-68				
When opponent has fewer turnovers:	73-95				
When turnovers are equal:	18-18				
When Iowa has more steals than opponent:	164-61				
When opponent has more steals:	80-101				
When steals are equal:	25-18				

## IOWA SUPERLATIVES UNDER McCAFFERY

## TEAM

## Most Points Scored

1. 116 -- Savannah State (11/13/16)
2. 112 -- North Carolina A&T (11/11/22)
- 112 -- Michigan State (2/25/23)
- 112 -- Northwestern (3/10/22)
- 111 -- SIU Edwardsville (11/26/10)
6. **110 -- North Dakota (11/7/23)**
- 110 -- Maryland (2/10/22)
- 110 -- Savannah State (12/22/18)

## Fewest Points Allowed

1. 36 -- Howard (11/15/12)
2. 39 -- UNC Wilmington (11/8/13)
- 39 -- Northern Iowa (12/7/10)
- 40 -- Louisiana Monroe (11/16/10)
- 41 -- Abilene Christian (11/17/13)

## Field Goals Made

1. 43 -- Northwestern (3/10/22)
2. **42 -- Northern Illinois (12/29/23)**
- 42 -- UMBC (12/20/23)**
- 42 -- Savannah State (11/13/16)
- 42 -- Central Arkansas (12/19/11)
- 41 -- North Carolina A&T (11/11/22)
- 41 -- Northern Illinois (12/13/20)
8. **40 -- North Dakota (11/7/23)**
- 40 -- Coppin State (11/15/15)
- 39 -- Nebraska (2/13/22)
- 39 -- Maryland (2/10/22)
- 39 -- Savannah State (12/22/18)
- 39 -- Kennesaw State (12/29/19)

## Field Goals Attempted

1. 87 -- Savannah State (11/13/16)
2. **84 -- Northern Illinois (12/29/23)**
- 84 -- UMBC (12/20/23)**
- 79 -- North Carolina A&T (11/11/22)
- 79 -- Oregon (3/18/12)
- 78 -- Minnesota (12/25/20)
- 77 -- Penn State (1/31/22)
- 77 -- Nebraska (1/7/20)
- 77 -- Nebraska (1/5/17)

## Field Goal Percentage (20 Made)

1. .680 -- Illinois (1/20/19)
2. .643 -- Maryland (2/8/15)
3. .630 -- Indiana (1/29/12)
4. .627 -- Michigan (2/5/15)
5. .623 -- Abilene Christian (11/17/13)

## 3-Point Field Goals Made

1. 20 -- Alabama State (11/18/21) \*
2. 19 -- Northwestern (3/10/22)
- 19 -- Maryland (2/10/22)
- 19 -- Savannah State (12/22/18)
- 18 -- Savannah State (11/13/16)
- 17 -- North Carolina (12/8/20)
- 17 -- Michigan State (2/25/23)

## 3-Point Field Goals Attempted

1. 44 -- Alabama State (11/18/21) \*
2. 43 -- Nebraska (3/4/21)
- 43 -- Savannah State (11/13/16)
- 42 -- Savannah State (12/22/18)
- 40 -- North Carolina (12/8/20)
- 37 -- Nebraska (3/5/23)

## 3-Point FG Percentage (10 Made)

1. .714 (15-21) Illinois (1/20/19)
2. .655 (19-29) Northwestern (3/10/22)
3. .632 (12-19) Wisconsin (2/18/21)
4. .619 (13-21) Northern Illinois (11/17/11)
5. .615 (16-26) Maryland (2/25/17)

## Free Throws Made

1. 39 -- Indiana (2/21/17)
2. 38 -- Omaha (11/10/13)
3. 35 -- NC Central (11/16/21)
- 34 -- Green Bay (11/11/18)
- 34 -- Illinois (2/28/18)
- 33 -- Illinois (1/11/18)

## Free Throws Attempted

1. 49 -- Omaha (11/10/13)
2. 47 -- Indiana (2/21/17)
3. 46 -- Arkansas State (11/17/23)
3. 45 -- Green Bay (11/11/18)
4. 43 -- UM Eastern Shore (11/14/13)
- 43 -- Michigan State (1/28/14)
- 41 -- NC Central (11/16/21)
- 41 -- Illinois (2/28/18)

## Free Throw Percentage (10 Made)

1. 1.000 (15-15) Illinois (3/8/20)
- 1.000 (15-15) Virginia (3/27/13)
- 1.000 (13-13) Purdue (12/28/16)
- 1.944 (17-18) Purdue (1/27/22)
- 1.933 (14-15) Iowa State (12/9/21)
- 1.929 (26-28) North Florida (12/22/14)
- 1.926 (25-27) Rutgers (3/11/22)
- 1.926 (25-27) Penn State (2/28/15)

## Most Rebounds

1. 57 -- Western Illinois (12/3/20)
- 57 -- Md. Eastern Shore (11/14/13)
- 56 -- UNC Wilmington (11/8/13)
- 56 -- Brown (12/3/11)
- 56 -- SC State (12/19/12)
- 55 -- Minnesota (12/25/20)

## Most Assists

1. 34 -- Northern Illinois (12/29/17)
2. **33 -- UMBC (12/20/23)**
- 33 -- Savannah State (11/13/16)
- 32 -- Central Arkansas (12/19/11)
- 31 -- Coppin State (11/15/15)
- 30 -- Savannah State (12/22/18)

## Most Steals

1. 19 -- SIU Edwardsville (11/26/10)
- 16 -- UMBC (12/6/14)
3. **15 -- Northern Illinois (12/29/23)**
- 15 -- Indiana (1/13/22)
- 15 -- Western Michigan (11/22/21)
- 15 -- Rutgers (1/31/17)
- 14 -- Kennesaw State (12/29/19)
- 14 -- Maryland (1/19/17)
- 14 -- Marquette (11/19/15)
- 14 -- Penn (11/22/13)
- 14 -- Idaho St (12/4/10)
- 14 -- Chicago St (11/11/11)

## Most Blocked Shots

1. 14 -- Drake (12/19/15) \*
2. 13 -- Illinois (3/5/13)
- 12 -- UNC Wilmington (11/8/13)
- 12 -- Northern Illinois (11/26/14)
- 11 -- Michigan State (12/29/15)
- 10 -- Penn State (2/15/14)
- 10 -- UT-Pan American (11/9/12)

## Fewest Turnovers

1. 3 -- Temple (3/18/16)
- 3 -- Drake (12/19/15)
3. **4 -- UMBC (12/20/23)**
- 4 -- North Carolina A&T (11/11/22)
- 4 -- Illinois (12/6/21)
- 4 -- Virginia (11/29/21)
- 4 -- Michigan (1/17/16)
- 4 -- Northwestern (2/15/15)

\* -- denotes school record

## INDIVIDUAL

## Most Points:

1. 44 -- Luka Garza at Michigan (12/6/19)
2. 42 -- Peter Jok vs. Memphis (11/26/16)
3. 41 -- Luka Garza vs. Southern (11/27/20)
4. 38 -- Luka Garza at Indiana (2/13/20)
5. 37 -- Keegan Murray vs. Nebraska (2/13/22)
6. 36 -- Luka Garza vs. Oregon (3/22/21)
7. 35 -- Keegan Murray vs. Maryland (1/3/22)
- 35 -- Keegan Murray vs. Utah State (12/18/21)
- 35 -- Luka Garza vs. Western Illinois (12/3/20)
- 35 -- Peter Jok vs. Indiana (2/21/17)

## Field Goals Made

1. 17 -- Luka Garza at Michigan (12/6/19)
2. 15 -- Keegan Murray vs. Nebraska (2/13/22)
3. 14 -- Keegan Murray vs. Maryland (1/3/22)
- 14 -- Luka Garza vs. Oregon (3/22/21)
- 14 -- Luka Garza vs. Southern (11/27/20)
- 14 -- Luka Garza at Indiana (2/13/20)
7. 13 -- Kris Murray vs. Omaha (11/21/22)
- 13 -- Keegan Murray vs. W. Illinois (12/29/21)
- 13 -- Keegan Murray vs. Utah State (12/18/21)
- 13 -- Luka Garza vs. Minnesota (1/10/21)
- 13 -- Luka Garza vs. Iowa State (12/11/23)
- 13 -- Luka Garza vs. Western Illinois (12/3/20)
- 13 -- Luka Garza vs. Penn State (1/4/20)

## Field Goals Attempted

1. 32 -- Luka Garza at Michigan (12/6/19)
2. 28 -- Luka Garza vs. Penn State (2/29/20)
3. 27 -- Luka Garza at Minnesota (12/25/20)
- 27 -- Kris Murray at Minnesota (2/12/23)
- 24 -- Devyn Marble vs. Wisconsin (1/15/14)
- 24 -- Peter Jok vs. Nebraska (1/5/17)

## 3-Point FG Made

1. 10 -- Jordan Bohannon at Maryland (2/10/22) \*
- 8 -- Keegan Murray vs. Indiana (3/12/22)
- 8 -- Jordan Bohannon vs. Nebraska (3/4/21)
- 8 -- Peter Jok vs. Memphis (11/26/16)
- 8 -- Jordan Bohannon vs. Maryland (2/25/17)
- 7 -- Jordan Bohannon vs. N. Carolina (12/8/20)
- 7 -- Jordan Bohannon vs. N'western (2/25/18)
- 7 -- Jordan Bohannon vs. Notre Dame (11/29/16)
- 7 -- Jordan Bohannon vs. TCU (3/19/17)
- 7 -- Devyn Marble vs. Oregon (3/18/12)
- 7 -- Matt Gatens vs. Wisconsin (2/23/12)
- 7 -- Matt Gatens vs. Indiana (2/19/12)

## 3-Point Field Goals Attempted

1. 16 -- Jordan Bohannon at Maryland (2/10/22)
- 16 -- Jordan Bohannon vs. N. Carolina (12/8/20)
- 15 -- Jordan Bohannon at Notre Dame (12/3/16)
- 14 -- Jordan Bohannon at Syracuse (12/3/19)
- 14 -- Jordan Bohannon vs. Savannah St. (12/22/18)
- 14 -- Jordan Bohannon vs. N'western (2/25/18)
- 13 -- Kris Murray vs. Michigan (1/12/23)
- 13 -- Kris Murray vs. Nebraska (3/5/23)

## Free Throws Made

1. 22 -- Peter Jok vs. Indiana (2/21/17) \*
2. 15 -- Tony Perkins vs. Indiana (2/4/23)
- 14 -- Roy Devyn Marble vs. UNI (12/15/12)
- 14 -- Aaron White vs. Texas (11/20/14)
- 13 -- Tyler Cook vs. UAB (11/22/17)
- 13 -- Aaron White vs. Wisconsin (1/19/13)

## Most Rebounds:

1. 21 -- Keegan Murray vs. N.C. Central (11/16/21)
- 20 -- Kris Murray vs. Georgia Tech (11/29/22)
- 18 -- Keegan Murray vs. N'western (2/28/22)
- 18 -- Luka Garza vs. Wisconsin (1/27/20)
- 18 -- Luka Garza at Nebraska (1/7/20)
- 18 -- Adam Woodbury vs. Wisconsin (2/24/16)
- 17 -- Luka Garza at Minnesota (12/25/20)
- 17 -- Aaron White vs. Iowa State (12/13/13)

## Most Assists

1. 14 -- Jordan Bohannon vs. Minnesota (1/10/21)
- 13 -- Jordan Bohannon vs. TCU (3/19/17)
- 13 -- Connor McCaffery vs. Ohio State (2/16/23)
4. **12 -- Brock Harding vs. UMBC (12/20/23)**
- 12 -- Mike Gesell vs. Minnesota (2/14/16)
- 12 -- Mike Gesell vs. Coppin State (11/15/15)
- 11 -- Joe Toussaint vs. Alabama St (11/18/21)
- 11 -- Jordan Bohannon vs. Wisconsin (1/23/18)
- 11 -- Jordan Bohannon vs. South Dakota (3/15/17)
- 11 -- Mike Gesell vs. Michigan (3/5/16)
- 11 -- Devyn Marble vs. Wisconsin (2/22/14)
- 11 -- Bryce Cartwright vs. Dayton (3/13/12)

## Most Steals

1. 7 -- Eric May vs. SIUE (11/26/10)
- 6 -- Joe Toussaint at Maryland (1/7/21)
- 6 -- Jordan Bohannon vs. Pitt (11/27/18)
- 6 -- Roy Devyn Marble vs. Penn (11/22/13)
- 6 -- Eric May at Wake Forest (11/30/10)
- 5 -- Joe Toussaint vs. Kennesaw St (12/29/19)
- 5 -- Nicholas Baer vs. Drake (12/16/17)
- 5 -- Isaiah Moss vs. Indiana (3/9/17)
- 5 -- Jarryd Cole at Mich St (3/2/11)
- 5 -- Matt Gatens vs. Idaho St (12/4/10)
- 5 -- Aaron White vs. North Florida (12/22/14)
- 5 -- Mike Gesell at Penn State (2/28/15)
- 5 -- Filip Rebraca vs. Eastern Illinois (12/21/22)
- 5 -- Patrick McCaffery at Purdue (2/9/23)

## Most Blocks

1. 7 -- Melsahn Basabe vs. Iowa St (12/10/10)
- 7 -- Gabriel Olaseni vs. Illinois (3/5/13)
3. 6 -- Nicholas Baer at Nebraska (1/5/17)
- 6 -- Jarrod Uthoff vs. Minnesota (2/14/16)
- 6 -- Jarrod Uthoff vs. Michigan State (12/29/15)
- 6 -- Nicholas Baer vs. Drake (12/19/15)
- 6 -- Melsahn Basabe vs. Ohio State (1/4/11)

1

## IOWA 110, NORTH DAKOTA 68

Nov. 7, 2023 | Iowa City, Iowa | Carver-Hawkeye Arena

Official Basketball Box Score - Final  
North Dakota at Iowa  
11/07/23 Carver-Hawkeye Arena, Iowa City, Iowa  
2023-24 Men's BasketballGame Time: 7:01 PM  
Game Duration: 1:45  
Attendance: 7,653

Officials: Earl Watson, Mason Siler, Amy Bonner

North Dakota - 68

Record: 0-1

NO. Name	Min	FG	3P	FT	Rebounds	Fouls	TP	AS	TO	ST	Blocks	+/
		M-A	M-A	M-A	OR DR TOT	PF					BS BA	
5 Deng Mayar	F 23:28	2-6	0-1	2-3	2 5 7	2 4	6	0	4	0	1 1	-27
10 Tsotne Tsansidze	F 26:43	2-4	0-2	5-6	4 2 6	3 3	9	1	3	1	1 0	-29
20 B.J. Omat	F 32:40	10-21	2-8	2-3	1 5 6	2 3	24	2	1	0	0 0	-26
2 Eli King	G 25:30	1-9	0-4	0-0	0 3 3	4 0	2	4	4	1	0 1	-33
52 Treysen Eaglestaff	G 20:52	3-7	1-3	0-0	1 1 2	1 7	0	2	1	1	0 1	-31
15 Brady Danielson	18:04	3-6	1-3	0-0	1 3 4	1 2	7	1	0	1	0 0	-8
1 Elijah Brooks	19:56	3-6	0-1	1-4	0 0 0	4 3	7	0	1	0	0 0	-21
3 Amar Kuljohovic	17:56	3-5	0-1	0-1	1 6 7	1 1	6	0	2	0	0 0	-22
21 Mambourou Mara	12:54	0-3	0-2	0-0	1 1 2	0 1	0	1	1	1	0 0	-19
11 Daniel Hong	01:57	0-0	0-0	0-0	0 0 0	0 0	0	0	0	0	0 0	-4
Team					1 0 1		0		1			
Totals		27-67	4-25	10-17	12 26 38	19 18	68	9	19	5	3 2	-42

Technical Fouls: NONE

Shooting By Period		
1st FG%	14-33	42.4%
3PT%	3-12	25.0%
FT%	1-1	100%
2nd FG%	13-34	38.2%
3PT%	1-13	7.7%
FT%	9-16	56.3%
GM FG%	27-67	40.3%
3PT%	4-25	16.0%
FT%	10-17	58.8%

Dead Ball Rebounds: 2 0

Iowa - 110

Record: 1-0

NO. Name	Min	FG	3P	FT	Rebounds	Fouls	TP	AS	TO	ST	Blocks	+/
		M-A	M-A	M-A	OR DR TOT	PF					BS BA	
22 Patrick McCaffery	F 22:45	2-4	1-3	6-7	0 5 5	1 4	11	2	1	1	1 0	30
23 Ben Krikke	F 23:02	8-13	1-1	1-1	4 2 6	2 3	18	1	0	1	0 1	34
5 Dasonte Bowen	G 21:43	4-6	1-2	3-3	1 2 3	1 2	12	5	0	2	0 0	39
11 Tony Perkins	G 24:56	3-11	1-2	3-4	0 6 6	1 4	10	2	0	2	0 2	33
20 Payton Sandfort	G 20:24	7-13	3-7	4-4	2 7 9	3 3	21	2	2	2	0 0	27
4 Josh Dix	21:09	2-3	0-0	0-0	2 2 2	2 0	4	1	0	1	0 0	-8
13 Ladi Demebele	15:18	3-5	2-3	0-0	0 1 1	1 1	8	0	0	1	0 0	-1
24 Pryce Sandfort	17:15	1-7	1-3	0-0	0 3 3	2 1	3	0	0	0	1 0	12
2 Brock Harding	10:39	2-4	1-1	1-1	1 0 1	0 1	6	7	3	0	0 0	-1
32 Owen Freeman	15:01	7-8	0-1	0-0	1 2 3	4 0	14	1	1	2	0 0	4
1 Spencer Hutchison	01:57	0-0	0-0	0-0	0 1 1	0 0	0	0	1	0	0 0	4
10 Jovone Cater	01:57	0-0	0-0	0-0	0 0 0	0 0	0	0	0	0	0 0	4
14 Carter Kingsbury	01:57	1-1	1-1	0-0	0 2 2	0 0	3	0	0	0	0 0	4
25 Luc Laketa	01:57	0-0	0-0	0-0	0 0 0	1 0	0	1	0	0	0 0	4
Team					2 0 2		0		0			
Totals		40-75	12-24	18-20	11 33 44	18 19	110	23	7	12	2 3	42

Technical Fouls: NONE

Shooting By Period		
1st FG%	19-41	46.3%
3PT%	8-16	50.0%
FT%	10-12	83.3%
2nd FG%	21-34	61.8%
3PT%	4-8	50.0%
FT%	8-8	100%
GM FG%	40-75	53.3%
3PT%	12-24	50.0%
FT%	18-20	90.0%

Dead Ball Rebounds: 0 0

	UND	IOWA
Biggest lead	0 (1 <sup>st</sup> 20:00)	44 (2 <sup>nd</sup> 1:17)
Best Scoring Run	7 (2 <sup>nd</sup> 8:48)	11 (2 <sup>nd</sup> 12:22)
Lead Changes	0	
Times Tied	0	
Time with Lead	00:00	39:12

Points from	UND	IOWA
Turnovers	6	31
Paint	44	50
Second Chance	10	12
Fast Breaks	3	27
Bench	20	38

Period by Period Scoring			
	1st	2nd	TOT
UND	32	36	68
IOWA	56	54	110

2

## IOWA 98, ALABAMA STATE 67

Nov. 10, 2023 | Iowa City, Iowa | Carver-Hawkeye Arena

Official Basketball Box Score - Final  
Alabama St. at Iowa  
11/10/23 Carver-Hawkeye Arena, Iowa City, Iowa  
2023-24 Men's BasketballGame Time: 7:00 PM  
Game Duration: 1:59  
Attendance: 8,814

Officials: D.J. Carstensen, Rob Kueneman, Tariq Lucas

Alabama St. - 67

Record: 0-2

NO. Name	Min	FG	3P	FT	Rebounds	Fouls	TP	AS	TO	ST	Blocks	+/
		M-A	M-A	M-A	OR DR TOT	PF					BS BA	
22 Darrell Reed	F 12:09	0-1	0-0	0-0	1 2 3	3 0	0	0	0	0	1 0	-7
23 Eric Coleman	F 15:24	1-3	1-3	0-0	0 1 1	4 1	3	0	1	0	0 0	-7
3 CJ Hines	G 34:02	3-10	2-5	7-7	0 1 1	4 6	15	5	2	0	0 0	-27
11 Micah Octave	G 11:20	0-3	0-2	0-0	2 3 5	3 0	0	0	3	1	0 1	-5
20 Antonio "TJ" Madlock	G 31:22	9-22	0-3	5-6	0 6 6	4 3	23	2	4	2	0 2	-25
25 Jasteven Walker	31:50	5-8	2-4	1-3	3 6 9	1 2	13	0	2	1	2 0	-30
1 Amarr Knox	21:13	1-7	0-3	1-2	2 2 4	3 1	3	0	1	1	0 0	-9
55 Sean Smith	22:08	4-8	1-2	0-0	0 2 2	2 0	9	0	0	0	0 0	-20
35 Ubong Okon	13:28	0-2	0-0	1-2	4 4 8	4 2	1	0	2	0	0 0	-8
5 Kendal Parker	05:22	0-1	0-0	0-0	0 0 0	0 0	0	0	0	0	0 0	-13
10 Jabari Williams	01:43	0-0	0-0	0-0	0 0 0	1 0	0	0	0	0	0 0	-4
Team					4 3 7		0		1			
Totals		23-65	6-22	15-20	16 30 46	29 15	67	7	16	5	3 3	-31

Technical Fouls: NONE

Shooting By Period		
1st FG%	14-33	42.4%
3PT%	6-15	40.0%
FT%	3-3	100%
2nd FG%	9-32	28.1%
3PT%	0-7	0.0%
FT%	12-17	70.6%
GM FG%	23-65	35.4%
3PT%	6-22	27.3%
FT%	15-20	75.0%

Dead Ball Rebounds: 2 0

Iowa - 98

Record: 2-0

NO. Name	Min	FG	3P	FT	Rebounds	Fouls	TP	AS	TO	ST	Blocks	+/
		M-A	M-A	M-A	OR DR TOT	PF					BS BA	
22 Patrick McCaffery	F 26:12	7-12	2-5	6-6	0 3 3	0 4	22	1	0	0	0 0	17
23 Ben Krikke	F 22:18	5-10	0-0	3-8	3 3 6	3 8	13	2	0	2	0 1	21
5 Dasonte Bowen	G 18:21	1-6	0-3	0-0	1 1 2	2 0	5	0	0	0	0 0	20
11 Tony Perkins	G 25:52	4-8	0-2	4-5	2 3 5	1 5	12	3	2	0	1 0	23
20 Payton Sandfort	G 28:23	5-13	4-10	3-3	5 7 12	0 4	17	4	0	1	0 0	28
4 Josh Dix	17:30	3-4	1-2	0-0	1 2 3	0 0	7	3	0	1	0 0	12
32 Owen Freeman	11:51	1-4	0-1	6-9	3 0 3	1 5	8	0	1	1	0 1	-4
13 Ladi Demebele	14:17	1-2	0-1	0-2	1 3 4	2 2	2	0	1	1	0 0	16
24 Pryce Sandfort	10:46	2-4	1-3	1-2	0 2 2	2 1	6	2	0	0	0 0	6
2 Brock Harding	14:58	2-6	1-2	0-0	0 0 0	0 0	5	7	2	2	0 0	5
0 Even Brauns	03:21	1-1	0-0	0-0	0 2 2	1 0	2	0	0	0	0 0	3
14 Carter Kingsbury	02:45	1-1	0-0	0-0	1 0 1	0 0	2	0	0	0	0 0	4
10 Jovone Cater	01:43	0-1	0-0	0-0	0 1 1	1 0	0	0	0	0	0 0	1
25 Luc Laketa	01:43	0-0	0-0	0-0	0 0 0	0 0	0	0	0	0	0 0	2
Team					2 2 4		0		0			
Totals		33-72	9-29	23-35	19 29 48	15 29	98	27	6	6	3 3	31

Technical Fouls: NONE

Shooting By Period		
1st FG%	16-34	47.1%
3PT%	4-12	33.3%
FT%	13-17	76.5%
2nd FG%	17-38	44.7%
3PT%	5-17	29.4%
FT%	10-18	55.6%
GM FG%	33-72	45.8%
3PT%	9-29	31.0%
FT%	23-35	65.7%

Dead Ball Rebounds: 2 0

	ASU	IOWA
Biggest lead	1 (1 <sup>st</sup> 8:39)	31 (2 <sup>nd</sup> 0:50)
Best Scoring Run	5 (1 <sup>st</sup> 17:13)	9 (1 <sup>st</sup> 0:02)
Lead Changes	2	
Times Tied	0	
Time with Lead	00:24	39:17

Points from	ASU	IOWA
Turnovers	5	20
Paint	26	48
Second Chance	9	19
Fast Breaks	11	27
Bench	26	32

Period by Period Scoring			
	1st	2nd	TOT
ASU	37	30	67
IOWA	49	49	98

3

## #8 CREIGHTON 92, IOWA 84

Nov. 14, 2023 | Omaha, Neb. | CHI Health Center

Official Basketball Box Score - Final  
Iowa at #8 Creighton  
11/14/23 CHI Health Center Omaha, Omaha, Neb.  
2023-24 Creighton Men's BasketballGame Time: 9:00 PM  
Game Duration: 1:55  
Attendance: 17,352

Officials: Earl Walton, Rob Riley, Courtney Green

Iowa - 84

Record: 2-1

NO. Name	Min	FG	3P	FT	Rebounds	Fouls	TP	AS	TO	ST	Blocks	+/
		M-A	M-A	M-A	OR DR TOT	PF					BS BA	
22 Patrick McCaffery	F 29:51	5-8	0-1	3-5	0 2 2	2 5	13	3	0	2	2 0	-10
23 Ben Krikke	F 30:46	11-18	0-0	2-2	4 1 5	2 2	24	1	3	1	0 1	-1
5 Dasonte Bowen	G 25:25	1-6	0-0	0-0	1 1 1	2 1	2	4	1	0	0 1	-11
11 Tony Perkins	G 31:58	6-12	2-3	2-3	1 5 6	3 4	16	3	1	3	1 1	-1
20 Payton Sandfort	G 17:59	3-7	2-6	3-3	0 6 6	4 1	11	1	0	0	0 0	-10
4 Josh Dix	18:00	0-1	0-0	0-0	0 3 3	1 0	0	2	1	0	0 0	-6
24 Pryce Sandfort	10:09	1-3	0-2	0-0	1 1 0	0 0	2	1	0	1	0 0	2
32 Owen Freeman	13:51	4-7	0-0	0-1	1 0 1	3 1	8	0	0	0	3 0	10
2 Brock Harding	08:02	0-2	0-0	0-0	0 0 0	0 0	0	3	1	0	0 0	-7
13 Ladi Demebele	13:59	3-4	2-2	0-0	0 2 2	1 0	8	2	0	0	0 0	-6
Team					2 1 3		0					
Totals		34-68	6-14	10-14	8 22 30	18 14	84	20	7	7	6 3	-8

Technical Fouls: NONE

Shooting By Period		
1st FG%	17-35	48.6%
3PT%	3-7	42.9%
FT%	6-6	100%
2nd FG%	17-33	51.5%
3PT%	3-7	42.9%
FT%	4-8	50%
GM FG%	34-68	50.0%
3PT%	6-14	42.9%
FT%	10-14	7

## 2023-24 IOWA MEN'S BASKETBALL \ \ BOX SCORES

@IOWAKOOPS

5

## OKLAHOMA 79, IOWA 67

Nov. 23, 2023 | La Jolla, Calif. | LionTree Arena

Official Basketball Box Score - Final  
Oklahoma at Iowa  
11/23/23 LionTree Arena, La Jolla  
2023-24 Men's BasketballGame Time: 12:00 PM  
Game Duration: 2:08  
Attendance: 3,500

Officials: Gerry Pollard, DJ Carstensen, Brooks Wells

Oklahoma - 79

Record: 5-0

NO. Name	Min	FG M-A	3P M-A	FT M-A	Rebounds OR DR TOT	Fouls PF FD	TP	AS	TO	ST	Blocks BS BA	+/-
10 Sam Godwin	F 19:45	5-7	0-0	1-2	3 2 5	1 3	11	0	1	0	1 1	4
14 Jalón Moore	F 25:42	6-7	1-1	5-5	2 3 5	3 5	18	0	1	1	2 0	1
3 Javian McCollum	G 34:27	6-11	2-5	0-0	0 1 1	0 0	14	3	3	0	0 0	13
3 Otega Oweh	G 31:33	6-10	0-0	1-2	0 4 4	3 3	13	0	1	4	0 1	9
12 Milos Uzan	G 32:17	2-3	0-0	0-0	5 5 3	1 1	4	9	0	0	0 1	4
9 Le'Tre Darthard	19:00	1-8	0-5	2-2	0 0 0	1 1	4	0	2	1	0 0	7
1 John Hugley IV	17:23	3-6	0-1	2-2	1 3 4	4 1	8	2	0	1	0 1	8
5 Rivaldo Soares	16:36	2-7	1-4	0-0	0 4 4	0 0	5	1	0	0	1 0	10
45 Luke Northweather	03:17	0-1	0-1	2-2	0 0 0	0 1	2	0	0	1	0 0	4
Team					3 4 7		0					
Totals		31-64	4-20	13-15	9 26 35	15 15	79	15	8	4	4 12	

Technical Fouls: NONE

Shooting By Period
1st FG% 15-35 42.9%
3PT% 2-12 16.7%
FT% 4-4 100%
2nd FG% 16-29 55.2%
3PT% 2-8 25.0%
FT% 9-11 81.8%
GM FG% 31-64 48.4%
3PT% 4-20 20.0%
FT% 13-15 86.7%
Dead Ball Rebounds: 0 0

Iowa - 67

Record: 3-2

NO. Name	Min	FG M-A	3P M-A	FT M-A	Rebounds OR DR TOT	Fouls PF FD	TP	AS	TO	ST	Blocks BS BA	+/-
22 Patrick McCaffery	F 23:30	1-7	0-3	0-0	0 3 3	0 0	2	0	1	0	0 2	-13
23 Ben Krikke	F 28:24	4-9	0-0	3-3	1 2 3	3 4	11	1	1	0	0 0	-1
5 Dasonte Bowen	G 24:59	3-8	0-1	1-2	3 0 3	3 2	7	1	2	1	0 0	-13
11 Tony Perkins	G 21:42	1-10	0-4	4-6	4 2 6	1 3	6	2	2	0	2	-14
20 Payton Sandfort	G 24:36	5-10	0-5	2-2	3 4 7	2 3	12	1	2	1	0 0	-13
32 Owen Freeman	19:26	5-10	0-0	3-3	4 7 3	3 2	19	0	2	1	3 0	2
4 Josh Dix	15:51	1-3	1-2	0-0	0 0 0	0 0	3	1	0	0	0 0	1
2 Brock Harding	15:22	2-4	2-3	0-0	0 2 2	1 0	6	2	0	1	0 0	1
24 Pryce Sandfort	15:22	2-5	1-4	0-0	3 3 3	1 0	5	1	0	0	0 0	5
13 Ladji Dembele	11:36	0-1	0-1	2-2	1 2 3	1 1	2	1	3	0	1 0	1
Team					3 4 7		0					
Totals		24-67	4-23	15-18	18 26 44	15 15	67	10	14	4	4 12	

Technical Fouls: NONE

Shooting By Period
1st FG% 10-34 29.4%
3PT% 0-10 0.0%
FT% 4-4 100%
2nd FG% 14-33 42.4%
3PT% 4-13 30.8%
FT% 11-14 78.6%
GM FG% 24-67 35.8%
3PT% 4-23 17.4%
FT% 15-18 83.3%
Dead Ball Rebounds: 2 0

	OKA	IOWA
Biggest lead	22 (2 <sup>nd</sup> 4:11)	0 (1 <sup>st</sup> 20:00)
Best Scoring Run	7 (1 <sup>st</sup> 11:18)	7 (2 <sup>nd</sup> 2:22)
Lead Changes	0	
Times Tied	1	
Time with Lead	39:28	00:00
Points from Turnovers	20	13
Paint	46	34
Second Chance	8	13
Fast Breaks	15	5
Bench	19	29
Period by Period Scoring		
1st	36	43
2nd	43	79
OKA	24	43
IOWA	24	67

6

## IOWA 85, SETON HALL 72

Nov. 24, 2023 | La Jolla, Calif. | LionTree Arena

Official Basketball Box Score - Final  
Seton Hall at Iowa  
11/24/23 LionTree Arena, La Jolla  
2023-24 Men's BasketballGame Time: 3:00 PM  
Game Duration: 2:06  
Attendance: 3,912

Officials: Gerry Pollard, Randy McCall, Nathan Farnell

Seton Hall - 72

Record: 4-2

NO. Name	Min	FG M-A	3P M-A	FT M-A	Rebounds OR DR TOT	Fouls PF FD	TP	AS	TO	ST	Blocks BS BA	+/-
14 Dre Davis	F 34:50	6-16	0-3	6-6	3 4 7	1 4	18	3	2	2	0 1	-6
15 Jaden Bediako	C 32:52	5-10	0-0	1-2	7 4 11	2 3	11	1	0	1	0 0	-3
0 Dylan Addae-Wusu	G 31:37	4-9	3-6	0-0	3 4 7	4 0	11	3	0	1	0 0	-17
1 Kadary Richmond	G 31:47	4-15	0-3	0-0	0 3 3	3 3	8	3	2	1	0 0	-16
2 Al-Amir Dawes	G 34:15	4-14	4-12	2-2	0 1 1	2 1	14	2	2	0	0 0	-9
9 Arda Ozdogan	04:36	0-1	0-0	0-0	0 0 0	1 1	0	0	0	0	0 0	-6
7 Sadraque NgaNga	05:11	0-1	0-0	0-0	0 1 1	1 0	0	0	0	0	0 0	-1
13 Jaquan Sanders	01:55	1-1	0-0	0-0	0 0 0	0 0	2	0	0	0	0 0	-1
21 Isaiah Coleman	22:32	3-8	1-3	1-2	2 3 5	4 2	8	2	0	3	0 0	2
22 Malachi Brown	00:26	0-0	0-0	0-0	0 0 0	0 0	0	0	0	0	0 0	-2
Team					1 2 3		0					
Totals		27-75	8-27	10-12	16 22 38	18 13	72	14	6	8	1 2	-13

Technical Fouls: NONE

Shooting By Period
1st FG% 11-40 27.5%
3PT% 4-11 36.4%
FT% 7-8 87.5%
2nd FG% 16-35 45.7%
3PT% 4-16 25.0%
FT% 3-4 75%
GM FG% 27-75 36.0%
3PT% 8-27 29.6%
FT% 10-12 83.3%
Dead Ball Rebounds: 1 0

Iowa - 85

Record: 4-2

NO. Name	Min	FG M-A	3P M-A	FT M-A	Rebounds OR DR TOT	Fouls PF FD	TP	AS	TO	ST	Blocks BS BA	+/-
22 Patrick McCaffery	F 27:19	4-7	1-2	1-1	0 6 6	0 1	10	2	1	0	0 1	8
23 Ben Krikke	F 31:48	8-10	0-0	3-4	0 1 1	3 5	19	5	1	0	0 0	11
5 Dasonte Bowen	G 15:15	1-1	0-0	1-1	0 1 1	2 1	3	2	1	0	0 0	-1
11 Tony Perkins	G 31:11	4-7	1-2	5-7	0 5 5	1 5	14	5	2	1	0 0	5
20 Payton Sandfort	G 33:54	7-14	4-10	4-4	0 9 9	1 3	22	3	1	1	0 0	5
4 Josh Dix	20:21	3-4	1-1	2-2	0 3 3	2 1	9	1	0	1	0 0	12
32 Owen Freeman	14:51	3-4	0-0	0-0	2 1 3	1 0	6	1	3	1	1 0	7
2 Brock Harding	08:49	0-3	0-2	0-0	0 1 1	1 0	0	1	1	1	0 0	8
13 Ladji Dembele	13:18	1-3	0-1	0-0	0 3 3	2 2	0	0	0	0	0 0	5
24 Pryce Sandfort	03:14	0-2	0-1	0-0	0 0 0	0 0	0	0	0	0	0 0	5
Team					1 3 4		0					
Totals		31-55	7-19	16-19	3 33 36	13 18	85	20	11	4	2 1	13

Technical Fouls: NONE

	HALL	IOWA
Biggest lead	2 (1 <sup>st</sup> 19:21)	18 (1 <sup>st</sup> 3:47)
Best Scoring Run	10 (2 <sup>nd</sup> 15:58)	8 (1 <sup>st</sup> 15:06)
Lead Changes	1	
Times Tied	1	
Time with Lead	00:51	37:43
Points from Turnovers	14	8
Paint	38	40
Second Chance	17	2
Fast Breaks	7	14
Bench	10	17
Period by Period Scoring		
1st	33	39
2nd	44	72
IOWA	44	85

7

## IOWA 103, NORTH FLORIDA 78

Nov. 29, 2023 | Iowa City, Iowa | Carver-Hawkeye Arena

Official Basketball Box Score - Final  
North Florida at Iowa  
11/29/23 Carver-Hawkeye Arena, Iowa City, Iowa  
2023-24 Men's BasketballGame Time: 8:00 PM  
Game Duration: 1:48  
Attendance: 8,641

Officials: Kelly Plester, Tim Comer, Shane Stages

North Florida - 78

Record: 4-4

NO. Name	Min	FG M-A	3P M-A	FT M-A	Rebounds OR DR TOT	Fouls PF FD	TP	AS	TO	ST	Blocks BS BA	+/-
5 Dorian James	F 24:17	2-7	0-0	0-0	3 0 3	3 3	4	0	1	1	0 2	-13
2 Chaz Lanier	G 30:34	7-9	2-2	0-0	0 4 4	0 0	16	1	5	2	0 1	-7
11 Nate Litteras	G 26:56	3-10	2-7	0-0	0 7 7	1 1	8	0	0	0	0 0	-10
33 Oscar Berry	G 18:14	1-4	1-3	0-0	0 2 2	1 1	3	1	1	2	0 1	-17
55 Annetti Moss	G 20:58	6-9	0-0	1-1	0 2 2	1 1	13	1	2	0	0 0	-17
1 Jah Nize	08:09	1-4	1-3	0-0	0 0 0	2 0	3	0	2	0	0 1	-10
32 Jake van der Heijden	21:01	2-5	1-3	2-2	1 1 2	3 2	7	0	0	0	0 0	-17
0 Jasai Miles	19:01	3-6	1-2	1-1	5 2 7	2 1	8	1	2	1	0 1	-10
4 Trent Coleman	06:08	0-2	0-0	0-0	0 0 0	2 0	0	1	0	0	0 0	-9
12 Jaylen Smith	19:02	5-9	4-8	1-3	0 2 2	3 1	15	1	2	0	0 0	-8
13 Max Hrdlicka	04:02	0-1	0-1	1-2	0 0 0	0 1	1	0	0	1	0 0	-6
21 Brandon Rasmussen	01:38	0-0	0-0	0-0	0 0 0	1 0	0	0	0	0	0 0	-1
Team					0 0 0		0		3			
Totals		30-66	12-31	6-9	9 20 29	19 11	78	6	18	7	0 6	-25

Technical Fouls: NONE

Shooting By Period
1st FG% 16-33 48.5%
3PT% 7-16 43.8%
FT% 4-6 66.7%
2nd FG% 14-33 42.4%
3PT% 5-15 33.3%
FT% 2-3 66.7%
GM FG% 30-66 45.5%
3PT% 12-31 38.7%
FT% 6-9 66.7%
Dead Ball Rebounds: 1 0

Iowa - 103

Record: 5-2

NO. Name	Min	FG M-A	3P M-A	FT M-A	Rebounds OR DR TOT	Fouls PF FD	TP	AS	TO	ST	Blocks BS BA	+/-
22 Patrick McCaffery	F 28:58	7-13	2-2	0-0	0 5 5	0 1	16	1	3	1	0 0	19
23 Ben Krikke	F 29:39	5-9	0-0	11-11	1 1 2	3 7	21	0	2	1	0 0	9
5 Dasonte Bowen	G 17:20	2-4	1-2	4-4	1 0 1	1 2	9	3	0	1	0 0	2
11 Tony Perkins	G 30:20	8-10	2-3	3-4	0 2 2	1 2	21	1	1	1	0 0	18
20 Payton Sandfort	G 20:54	4-7	2-4	0-0	0 8 8	2 0	10	2	1	1	0 0	15
4 Josh Dix	16:47	3-4	1-2	0-0	0 3 3	0 0	7	4	1	0	1 0	9
32 Owen Freeman	18:53	6-8	0-0	4-4	3 2 5	1 4	16	1	0	3	5 0	25
2 Brock Harding	10:34	0-2	0-0	0-0	0 1 1	0 0	0	2	0	0	0 0	9
13 Ladji Dembele	13:36	0-2	0-0	1-2	0 1 1	3 2	1	1	2	0	0 0	10
24 Pryce Sandfort	10:40	1-2	0-1	0-1	1 2 3	0 1	2	1	0	1	0 0	10
0 Even Brauns	01:27	0-0	0-0	0-0	0 0 0	0 0	0	0	0	0	0 0	2
14 Carter Kingsbury	00:52	0-0	0-0	0-0	0 1 1	0 0	0	0	0	0	0 0	1
Team					1 3 4		0		1			
Totals		36-61	8-14	23-26	7 29 36	11 19	103	17	11	9	6 0	25

Technical Fouls: NONE

Shooting By Period
1st FG% 17-31 54.8%
3PT% 4-5 80.0%
FT% 9-12 75%
2nd FG% 19-30 63.3%
3PT% 4-9 44.4%
FT% 14-14 100%



## 2023-24 IOWA MEN'S BASKETBALL \ \ BOX SCORES

@IOWAHOOPS

9

## IOWA STATE 90, IOWA 65

Dec. 7, 2023 | Ames, Iowa | Hilton Coliseum

Official Basketball Box Score - Final  
Iowa at Iowa State  
12/07/23 James H. Hilton Coliseum, Ames, Iowa  
2023-24 Men's BasketballGame Time: 6:32 PM  
Game Duration: 1:59  
Attendance: 14,267

Officials: Keith Kimble, Paul Szele, Bret Smith

Iowa - 65

Record: 5-4

NO.	Name	Min	FG		3P		FT		Rebounds		Fouls		TP	AS	TO	ST	Blocks		+/-	
			M-A	M-A	M-A	M-A	OR	DR	TOT	PF	BS	BA								
22	Patrick McCaffery	F 16:50	0-3	0-2	0-0	0	1	1	0	0	0	0	0	0	0	0	0	0	-25	
23	Ben Krikke	F 27:47	4-8	0-1	0-0	1	2	3	1	0	8	0	1	0	0	1	0	-32		
4	Josh Dix	G 11:52	2-3	1-2	0-0	0	0	0	2	0	5	2	2	1	0	0	0	5		
11	Tony Perkins	G 22:14	2-7	1-2	1-2	0	1	1	3	1	6	2	3	1	0	0	0	-23		
20	Payton Sandfort	G 31:20	4-9	4-9	2-3	1	5	6	3	1	14	3	2	2	0	0	0	-2		
5	Dasonte Bowen	20:46	3-8	0-1	7-7	1	1	2	4	4	13	4	1	1	0	3	2			
32	Owen Freeman	19:02	5-6	0-0	1-2	4	4	8	3	11	0	4	1	3	0	-15				
2	Brook Harding	22:37	1-6	1-4	2-2	0	2	2	4	2	5	3	3	2	0	1	-16			
13	Ladi Dembele	13:29	0-3	0-2	0-0	0	1	1	0	2	0	0	0	1	0	1	1			
24	Pryce Sandfort	08:40	1-4	1-3	0-0	0	1	1	0	0	3	0	2	0	0	0	0	-4		
0	Even Brauns	05:23	0-0	0-0	0-0	1	2	3	1	0	0	1	0	0	0	0	0	3		
Team																				
Totals			22-57			8-26			13-16			10			23			13		

Technical Fouls: NONE

Shooting By Period			
1 <sup>st</sup> FG%	9-26	34.5%	
3PT%	6-15	40.0%	
FT%	5-7	71.4%	
2 <sup>nd</sup> FG%	13-31	41.9%	
3PT%	2-11	18.2%	
FT%	8-9	88.9%	
GM FG%	22-57	38.6%	
3PT%	8-26	30.8%	
FT%	13-16	81.3%	
Dead Ball Rebounds: 2, 0			

Iowa State - 90

Record: 7-2

NO.	Name	Min	FG		3P	FT	Rebounds			Fouls		TP	AS	TO	ST	Blocks		+/-											
			M-A	M-A	M-A	M-A	OR	DR	TOT	PF	BS					BA													
0	Tre King	F 26:51	8-11	0-0	1-1	1	4	5	2	1	17	1	0	1	2	1	18												
12	Robert Jones	F 27:52	6-6	0-0	6-10	1	2	6	1	6	18	2	0	2	1	0	26												
22	Milan Momcilovic	F 28:54	3-10	2-4	0-0	1	2	3	4	1	8	0	3	0	1	0	18												
3	Tamin Lipsey	G 33:45	3-7	2-5	3-4	1	6	7	2	4	11	6	5	4	0	0	23												
10	Keshon Gilbert	G 36:06	8-16	3-3	6-8	1	4	5	2	7	25	6	3	3	0	1	23												
4	Demarion Watson	04:25	0-0	0-0	0-0	1	0	1	1	0	0	0	0	0	1	0	-2												
5	Curtis Jones	14:37	2-5	0-2	0-1	0	4	4	1	1	4	1	1	1	1	1	10												
1	Jackson Pavleztkie	27:30	2-5	1-3	2-2	1	4	5	0	1	7	3	0	1	0	0	9												
Team																													
Totals			32-60			8-17			18-26			10			26			12			6			3			25		
																			Technical Fouls: NONE										

Technical Fouls: NONE

Shooting By Period			
1 <sup>st</sup> FG%	18-33	54.5%	
3PT%	3-9	33.3%	
FT%	8-12	66.7%	
2 <sup>nd</sup> FG%	14-27	51.9%	
3PT%	5-8	62.5%	
FT%	10-14	71.4%	
GM FG%	32-60	53.3%	
3PT%	8-17	47.1%	
FT%	18-26	69.2%	
Dead Ball Rebounds: 3, 0			

		IOWA	ISU
Biggest lead	1 (1 <sup>st</sup> 18:31)	32 (2 <sup>nd</sup> 3:53)	
Best Scoring Run	9 (2 <sup>nd</sup> 8:51)	7 (1 <sup>st</sup> 7:27)	
Lead Changes	2		
Times Tied	0		
Time with Lead	00:35	39:08	

Game Notes: Fragment 1: IOWA #2 Harding (14:21, 2nd); IOWA #2 Harding (6:30, 2nd) ♦

11

## IOWA 88, FLORIDA A&amp;M 52

Dec. 16, 2023 | Des Moines, Iowa | Wells Fargo Arena

Official Basketball Box Score - Final  
Florida A&M at Iowa  
12/16/23 Wells Fargo Arena, Des Moines, Iowa  
Hy-Vee Hawkeye ShowcaseGame Time: 3:37 PM  
Game Duration: 1:52  
Attendance: 14,786

Officials: D.J. Carstensen, Edwin Young, Rob Riley

Florida A&amp;M - 52

Record: 2-6

NO.	Name	Min	FG M-A	3P M-A	FT M-A	OR	Reb	DR	Fouls PF	TP	AS	TO	ST	BS	Blocks BA	±		
5	Keith Lamar	F 28:24	2-8	1-3	1-2	0	4	4	2	1	6	2	2	0	1	-23		
13	Shannon Grant	F 24:25	2-4	0-0	0-0	2	3	5	3	4	4	0	2	0	0	-32		
2	Jordan Chatman	G 10:50	0-2	0-1	0-0	0	0	0	0	0	0	0	0	0	0	-15		
4	Hantz Louis-Jeune	G 15:00	2-7	1-2	2-2	1	1	2	3	1	7	0	3	1	0	-21		
12	K'Jai Parker	G 32:56	4-12	2-4	1-2	0	3	3	1	2	11	1	2	0	0	-36		
3	Morrell Schramm	G 12:30	0-4	0-0	1-2	1	2	3	1	1	1	1	0	1	0	0		
11	Roderick Coffee III	21:57	3-9	0-2	0-0	1	4	5	3	0	6	2	3	1	0	-10		
1	Love Bettis	22:00	3-8	1-3	0-0	0	0	0	0	3	2	7	1	2	0	-28		
10	Chase Barrs	20:02	2-6	0-0	2-3	1	4	5	2	3	6	1	1	1	0	-10		
23	Miles Hall	11:56	1-3	0-0	2-2	0	1	1	1	2	4	1	0	2	0	-5		
Team						3			5	0	0	0						
Totals			19-63			5-15			9-13	8			25			33		

Technical Fouls: NONE

Shooting By Period			
1 <sup>st</sup> FG%	9-30	30.0%	
3PT%	2-5	40.0%	
FT%	0-0	0%	
2 <sup>nd</sup> FG%	10-33	30.3%	
3PT%	3-10	30.0%	
FT%	9-13	69.2%	
GM FG%	19-63	30.2%	
3PT%	5-15	33.3%	
FT%	9-13	69.2%	
Dead Ball Rebounds: 1, 0			


Iowa - 88

Record: 6-5

NO.	Name	Min	FG		3P		FT		Rebounds		Fouls		TP	AS	TO	ST	Blocks		BS	BA
			M-A	P-A	M-A	P-A	OR	DR	TOT	PF	BS	BA								
22	Patrick McCaffery	F 21:13	2-6	1-4	1-3	0	4	4	0	3	6	3	1	2	1	0	0	0	26	
23	Ben Krikke	F 19:45	2-5	0-0	1-2	0	4	4	1	2	5	0	1	1	0	0	0	0	23	
32	Owen Freeman	F 19:16	6-9	0-0	2-4	3	8	11	0	4	14	1	0	0	0	1	0	24		
11	Tony Perkins	G 20:47	4-5	1-2	3-4	1	4	5	1	3	12	7	1	0	1	0	0	25		
20	Payton Sandfort	G 20:47	5-9	2-5	1-1	0	1	1	2	1	13	3	2	1	0	0	0	25		
4	Josh Dix	14:21	2-3	1-1	0-0	1	3	4	2	0	5	1	3	1	0	0	0	17		
5	Dasonte Bowen	14:21	3-5	0-1	1-2	1	1	2	1	2	7	2	1	0	1	0	0	18		
13	Ladi Dembele	14:08	4-5	1-2	0-0	1	2	3	2	0	9	0	0	0	0	0	0	14		
24	Pryce Sandfort	13:21	1-6	1-5	0-0	0	2	2	0	0	3	2	0	0	0	0	0	9		
2	Brook Harding	15:23	4-6	2-4	0-0	0	2	2	2	0	10	2	1	1	1	0	0	19		
0	Even Brauns	06:36	0-0	0-0	0-0	0	4	4	0	0	0	0	3	1	1	0	-2			
14	Carter Kingsbury	06:36	0-1	0-0	0-0	0	2	2	0	1	0	1	1	0	0	0	-2			
1	Spencer Hutchison	03:42	0-1	0-1	0-0	0	1	1	1	0	0	0	0	0	0	0	-2			
10	Jovone Carter	04:52	0-1	0-0	0-0	0	1	1	0	1	0	0	1	1	0	1	-6			
25	Luc Laketa	04:52	1-1	1-1	1-4	0	0	0	0	2	4	0	0	0	0	0	-6			
Team																				
Totals			34-63			10-26			10-20			8			39			47		



13 IOWA 103, NORTHERN ILLINOIS 74  
Dec. 29, 2023 | Iowa City, Iowa | Carver-Hawkeye Arena

		Official Basketball Box Score - Final										Game Time: 6:00 PM	
		NIU at Iowa										Game Duration: 1:42	
		12/29/23 Carver-Hawkeye Arena, Iowa City										Attendance: 11,846	
		2023-24 Men's Basketball											
NIU - 74		Record: 6-6										Officials: Brooks Wells, Andy O'Brien, Todd Austin	
NO. Name		Min	FG M-A	3P M-A	FT M-A	Rebounds OR DR TOT	Fouls PF FD	TP	AS	TO	ST	Blocks BS BA	+/-
13 Xavier Amos		F 28:26	2-11	2-5	0-0	0 3 3	3 1 1	6	3	3	1	2 1	-29
14 Yanic Konan Niederhauser		F 17:14	2-5	0-1	0-0	0 4 4	1 1 1	4	0	2	0	4 1	-1
2 Zarique Nutter		G 31:06	5-11	0-0	6-8	0 5 5	1 4 1	16	3	5	2	0 3	-35
5 Philmon Gebrewhit		G 27:09	4-8	3-4	0-0	0 2 2	1 1 1	11	1	0	1	0 2	-26
23 David Coit		G 30:26	8-11	6-7	1-2	0 5 5	1 2 2	23	2	4	0	0 0	-25
23 Harvin Ibarguen		2:22	0-0	0-0	1-2	2 3 5	1 2 5	5	0	1	1	0 0	-31
10 Zion Russell		14:38	1-4	0-1	1-2	0 3 3	1 1 3	1	1	4	0	0 1	-6
15 Ethan Butler		12:23	1-1	0-0	0-1	0 1 1	0 1 0	2	1	1	0	0 0	-2
24 Quaran McPherson		13:41	0-3	0-0	0-0	0 0 0	4 0 0	0	0	0	1	1 0	-1
4 Oluwasegun Durosini		03:51	1-1	0-0	0-0	1 0 1	0 0 0	2	0	0	1	1 0	5
22 Steven Tipton		03:00	1-1	0-0	0-1	0 3 3	0 1 2	0	0	0	0	0 0	6
Team						1 2 3		0					
Totals		27:58	11-18	9-16	4-31	35	13-14	74	11	21	7	9-9	-29
		Technical Fouls: NONE											
Iowa - 103		Record: 9-5											
NO. Name		Min	FG M-A	3P M-A	FT M-A	Rebounds OR DR TOT	Fouls PF FD	TP	AS	TO	ST	Blocks BS BA	+/-
22 Patrick McCaffery		F 20:10	4-10	1-3	0-0	1 1 2	0 0 0	9	1	0	0	0 2	29
23 Ben Krikke		F 27:31	9-12	1-1	1-1	1 6 7	2 1 1	20	3	0	2	1 0	34
32 Owen Freeman		F 23:52	6-11	0-0	0-0	5 4 9	2 1 1	12	0	1	4	3 1	12
11 Tony Perkins		G 24:03	5-13	0-0	0-0	1 1 2	3 2 1	10	8	2	3	0 1	31
20 Payton Sandfort		G 18:27	6-10	2-5	2-2	0 7 7	1 1 1	16	3	0	0	0 0	28
4 Josh Dix		16:18	4-5	0-1	0-0	0 2 2	1 0 8	1	0	1	2	0 15	
5 Dasonte Bowen		12:56	5-8	1-3	4-5	1 0 1	1 4 15	2	1	1	0	1 7	
2 Brock Harding		12:57	0-4	0-3	1-2	0 0 0	0 1 1	3	1	1	2	0 1	4
13 Ladji Dembele		08:20	0-0	0-0	0-2	0 2 2	2 1 0	0	0	1	0	2 0	-1
24 Pryce Sandfort		17:35	3-5	3-4	3-3	0 3 3	0 2 12	2	0	1	0	1 0	12
0 Even Brauns		05:00	0-0	0-0	0-0	1 0 1	0 0 0	0	0	0	1	1 0	-3
14 Carter Kingsbury		03:51	0-2	0-1	0-0	0 1 1	0 0 0	0	0	0	0	1	-5
1 Spencer Hutchison		03:00	0-2	0-2	0-0	1 0 1	0 0 0	0	0	0	0	0 0	-6
10 Jovone Cater		03:00	0-2	0-2	0-0	0 0 0	0 0 0	0	0	0	0	0 0	-6
25 Luc Laketa		03:00	0-0	0-0	0-0	0 0 0	1 0 0	0	0	1	0	0 0	-6
Team						1 3 4		0					
Totals		42:44	8-25	11-15	12-30	42	14-13	103	23	7	15	9-7	29
		Technical Fouls: NONE											

Game Records

Record	Overall	Home	Away	Neutral
ALL GAMES	0-2	0-1	0-1	0-0
CONFERENCE	0-2	0-1	0-1	0-0
NON-CONFERENCE	0-0	0-0	0-0	0-0

Score by Periods

Team	1st	2nd	OT	TOT
Iowa	57	91	0	148
Opponents	80	97	0	177

Team Box Score

No.	Player				Total		3-Point		F-Throw		Rebounds													
		GP-GS	MIN	AVG	FG-FGA	FG%	3FG-3FGA	3FG%	FT-FTA	FT%	OFF	DEF	TOT	AVG	PF	DQ	A	TO	BLK	STL	PTS	AVG		
23	KRIKKE, Ben	2-2	65:52	32.9	15-28	.536	0-2	.000	10-15	.667	5	10	15	7.5	6	0	2	3	0	1	40	20.0		
11	PERKINS, Tony	2-2	60:53	30.4	10-25	.400	1-4	.250	10-11	.909	4	5	9	4.5	2	0	5	3	0	4	31	15.5		
20	SANDFORT, Payton	2-2	57:04	28.5	7-19	.368	5-12	.417	0-2	.000	2	5	7	3.5	4	0	7	4	0	1	19	9.5		
22	MCCAFFERY, Patrick	2-2	53:19	26.7	5-17	.294	2-7	.286	6-8	.750	0	7	7	3.5	0	0	2	1	1	1	18	9.0		
2	HARDING, Brock	2-0	26:37	13.3	6-11	.545	1-2	.500	0-0	.000	0	0	0	0.0	0	0	1	1	0	2	13	6.5		
32	FREEMAN, Owen	2-1	38:37	19.3	3-6	.500	0-0	.000	5-6	.833	4	4	8	4.0	5	0	2	0	2	4	11	5.5		
24	SANDFORT, Pryce	2-0	13:55	7.0	2-4	.500	1-2	.500	0-0	.000	0	1	1	0.5	0	0	1	0	1	0	5	2.5		
4	DIX, Josh	2-0	27:43	13.9	2-8	.250	0-6	.000	0-0	.000	0	3	3	1.5	2	0	2	1	0	0	4	2.0		
5	BOWEN, Dasonte	2-1	25:34	12.8	1-4	.250	1-1	1.000	0-0	.000	2	1	3	1.5	3	0	9	2	0	0	3	1.5		
0	BRAUNS, Even	2-0	08:20	4.2	1-1	1.000	0-0	.000	0-0	.000	1	0	1	0.5	3	0	1	0	2	0	2	1.0		
13	DEMBELE, Ladji	2-0	22:06	11.1	1-6	.167	0-2	.000	0-0	.000	3	1	4	2.0	5	0	1	2	0	1	2	1.0		
Team											6	3	9					1						
Total		2	400		53-129	.411	11-38	.289	31-42	.738	27	40	67	33.5	30	0	33	18	6	14	148	74.0		
Opponents		2	400		63-125	.504	17-49	.347	34-44	.773	28	54	82	41.0	29	0	41	21	11	8	177	88.5		

Team Statistics

	IOWA	OPP
Scoring	148	177
Points per game	74.0	88.5
Scoring margin	-14.5	-
Field goals-att	53-129	63-125
Field goal pct	.411	.504
3 point fg-att	11-38	17-49
3-point FG pct	.289	.347
3-pt FG made per game	5.5	8.5
Free throws-att	31-42	34-44
Free throw pct	.738	.773
F-Throws made per game	15.5	17.0
Rebounds	67	82
Rebounds per game	33.5	41.0
Rebounding margin	-7.5	-
Assists	33	41
Assists per game	16.5	20.5
Turnovers	18	21
Turnovers per game	9.0	10.5
Turnover margin	+1.5	-
Assist/turnover ratio	1.8	2.0
Steals	14	8
Steals per game	7.0	4.0
Blocks	6	11
Blocks per game	3.0	5.5
Winning streak	0	-
Home win streak	0	-
Attendance	10000	14876
Home games-Avg/Game	1-10000	1-14876
Neutral site-Avg/Game	-	0-0

Team Results

Date	Opponent		Score	Att.
12/04/2023	at Purdue	L	68-87	14876
12/10/2023	Michigan	L	80-90	10000

Game Records

Record	Overall	Home	Away	Neutral
ALL GAMES	8-5	6-1	0-3	2-1
CONFERENCE	0-2	0-1	0-1	0-0
NON-CONFERENCE	8-3	6-0	0-2	2-1

Score by Periods

Team	1st	2nd	OT	TOT
Iowa	545	597	0	1142
Opponents	494	510	0	1004

Team Box Score

No.	Player				Total		3-Point		F-Throw		Rebounds													
		GP-GS	MIN	AVG	FG-FGA	FG%	3FG-3FGA	3FG%	FT-FTA	FT%	OFF	DEF	TOT	AVG	PF	DQ	A	TO	BLK	STL	PTS	AVG		
23	KRIKKE, Ben	13-13	371:01	28.5	88-147	.599	2-6	.333	43-59	.729	25	48	73	5.6	29	0	20	15	4	14	221	17.0		
20	SANDFORT, Payton	13-13	324:09	24.9	62-133	.466	32-85	.376	24-28	.857	19	71	90	6.9	29	0	39	17	1	9	180	13.8		
11	PERKINS, Tony	13-13	356:41	27.4	60-139	.432	9-29	.310	43-55	.782	18	41	59	4.5	21	0	48	18	6	21	172	13.2		
22	MCCAFFERY, Patrick	13-13	331:10	25.5	46-106	.434	12-39	.308	27-36	.750	2	42	44	3.4	3	0	19	9	5	7	131	10.1		
32	FREEMAN, Owen	13-4	217:11	16.7	50-82	.610	0-2	.000	26-40	.650	32	36	68	5.2	29	0	7	13	25	16	126	9.7		
5	BOWEN, Dasonte	13-8	239:51	18.5	29-68	.426	4-15	.267	30-34	.882	13	10	23	1.8	23	0	41	9	1	9	92	7.1		
4	DIX, Josh	13-1	208:50	16.1	27-46	.587	7-20	.350	7-8	.875	4	25	29	2.2	13	0	19	8	4	6	68	5.2		
2	HARDING, Brock	13-0	181:52	14.0	21-59	.356	8-24	.333	7-9	.778	1	9	10	0.8	11	0	43	15	1	16	57	4.4		
24	SANDFORT, Pryce	13-0	141:19	10.9	16-46	.348	10-31	.323	4-6	.667	1	18	19	1.5	7	0	10	2	2	3	46	3.5		
13	DEMBELE, Ladji	12-0	148:28	12.4	13-31	.419	5-14	.357	3-8	.375	6	19	25	2.1	19	0	6	9	3	8	34	2.8		
14	KINGSBURY, Carter	5-0	16:01	3.2	2-5	.400	1-2	.500	0-0	.000	1	6	7	1.4	0	0	1	1	0	0	5	1.0		
25	LAKETA, Luc	4-0	11:32	2.9	1-1	1.000	1-1	1.000	1-4	.250	0	0	0	0.0	2	0	1	1	0	0	4	1.0		
0	BRAUNS, Even	8-0	31:44	4.0	3-3	1.000	0-0	.000	0-0	.000	3	8	11	1.4	9	0	1	4	4	2	6	0.8		
10	CATER, Jovone	4-0	11:32	2.9	0-4	.000	0-2	.000	0-0	.000	0	2	2	0.5	1	0	0	1	0	1	0	0.0		
1	HUTCHISON, Spencer	3-0	08:39	2.9	0-3	.000	0-3	.000	0-0	.000	1	2	3	1.0	2	0	1	0	0	0	0	0.0		
Team											26	24	50					4						
Total		13	2600		418-873	.479	91-273	.333	215-287	.749	152	361	513	39.5	198	0	256	126	56	112	1142	87.8		
Opponents		13	2600		371-842	.441	108-302	.358	154-222	.694	148	342	490	37.7	235	2	182	181	52	80	1004	77.2		

Team Statistics

	IOWA	OPP
Scoring	1142	1004
Points per game	87.8	77.2
Scoring margin	+10.6	-
Field goals-att	418-873	371-842
Field goal pct	.479	.441
3 point fg-att	91-273	108-302
3-point FG pct	.333	.358
3-pt FG made per game	7.0	8.3
Free throws-att	215-287	154-222
Free throw pct	.749	.694
F-Throws made per game	16.5	11.8
Rebounds	513	490
Rebounds per game	39.5	37.7
Rebounding margin	+1.8	-
Assists	256	182
Assists per game	19.7	14.0
Turnovers	126	181
Turnovers per game	9.7	13.9
Turnover margin	+4.2	-
Assist/turnover ratio	2.0	1.0
Steals	112	80
Steals per game	8.6	6.2
Blocks	56	52
Blocks per game	4.3	4.0
Winning streak	3	-
Home win streak	2	-
Attendance	64847	46495
Home games-Avg/Game	7-9264	3-15498
Neutral site-Avg/Game	-	3-7399

Team Results

Date	Opponent		Score	Att.
11/07/2023	North Dakota	W	110-68	7653
11/10/2023	Alabama St.	W	98-67	8814
11/14/2023	at Creighton	L	84-92	17352
11/17/2023	Arkansas St.	W	88-74	9536
11/23/2023	vs Oklahoma	L	67-79	3500
11/24/2023	vs Seton Hall	W	85-72	3912
11/29/2023	North Florida	W	103-78	8641
12/04/2023	at Purdue	L	68-87	14876
12/07/2023	at Iowa St.	L	65-90	14267
12/10/2023	Michigan	L	80-90	10000
12/16/2023	vs Florida A&M	W	88-52	14786
12/20/2023	UMBC	W	103-81	8357
12/29/2023	NIU	W	103-74	11846