

IOWA HAWKEYES®

2023-24 MEN'S BASKETBALL

3 FINAL FOURS 8 BIG TEN CHAMPIONSHIPS 3 BIG TEN TOURNAMENT TITLES 29 NCAA TOURNAMENTS

HAWKEYES	5-5	0-2	--/--	66	 vs. 	2-5	--	--/--	292	RATTLERS
	OVERALL	B1G	RANKING (AP/COACHES)	NET		OVERALL	SWAC	RANKING (AP/COACHES)	NET	
	FRAN					ROBERT				
	McCAFFERY					McCULLUM				
HEAD COACH					HEAD COACH					
RECORD at IOWA (14TH SEASON)					RECORD at FAM (7TH SEASON)					

2023-24 SCHEDULE

(5-5 OVERALL | H: 4-1 | A: 0-3 | N: 1-1)

Date	UI Rank	Opp. Rank	Opponent	TV	Time/Result
Oct. 30	-	-	Quincy (Exh.)	B1G+	W, 103-76
Nov. 7	-	-	North Dakota	B1G+	W, 110-68
Nov. 10	-	-	Alabama State	Peacock	W, 98-67
Nov. 14	-	8	at Creighton	FS1	L, 84-92
Nov. 17	-	-	Arkansas State	B1G+	W, 88-74
Nov. 23	RV	-	vs. Oklahoma!	FS1	L, 67-79
Nov. 24	-	-	vs. Seton Hall	FOX	W, 85-72
Nov. 29	-	-	North Florida	BTN	W, 103-78
Dec. 4	-	4	at Purdue*	BTN	L, 68-87
Dec. 7	-	-	at Iowa State@	ESPNU	L, 65-90
Dec. 10	-	-	Michigan*	BTN	L, 80-90
Dec. 16	-	-	vs. Florida A&M^	BTN	3:37 p.m.
Dec. 20	-	-	UMBC	BTN	7 p.m.
Dec. 29	-	-	Northern Illinois	B1G+	6 p.m.
Jan. 2	-	-	at Wisconsin*	BTN	6 p.m.
Jan. 6	-	-	Rutgers*	BTN	11 a.m.
Jan. 12	-	-	Nebraska*	BTN	8 p.m.
Jan. 15	-	-	at Minnesota*	BTN	5 p.m.
Jan. 20	-	-	Purdue*	FS1	1 p.m.
Jan. 24	-	-	Maryland*	BTN	6 p.m.
Jan. 27	-	-	at Michigan*	FS1	4 p.m.
Jan. 30	-	-	at Indiana*	BTN	6 p.m.
Feb. 2	-	-	Ohio State*	FS1	6 p.m.
Feb. 8	-	-	at Penn State*	BTN	6 p.m.
Feb. 11	-	-	Minnesota*	BTN	2 p.m.
Feb. 14	-	-	at Maryland*	BTN	7:30 p.m.
Feb. 17	-	-	Wisconsin*	BTN	1:15 p.m.
Feb. 20	-	-	at Michigan St.*	Peacock	6 p.m.
Feb. 24	-	-	at Illinois*	BTN	1:15 p.m.
Feb. 27	-	-	Penn State*	BTN	8 p.m.
March 2	-	-	at Northwestern*	BTN	4:30 p.m.
March 10	-	-	Illinois*	FS1	6 p.m.
March 13-17	-	-	at Big Ten Tournament \$		

All times Central and subject to change. | AP Ranking | ! Rady Children's Invitational (San Diego, Calif.) | @ Iowa Corn Cy-Hawk Series | ^ Game played in Des Moines, Iowa | * Big Ten Conference contest | \$ Played in Minneapolis

IOWA COMMUNICATIONS

JAMES ALLAN, MBB CONTACT

Email: james-allan@uiowa.edu

Cell: 319-530-5792



FLORIDA A&M vs. IOWA \\\ DEC. 16, 2023 \\\ 3:37 P.M. (CT)

GAME 11

Arena: Wells Fargo Arena (16,110)

TV: BTN

Talent: Jake Eisenberg (play-by-play), Jess Settles (color)

Radio: Hawkeye Radio Network

(Gary Dolphin (play-by-play), Bob Hansen (color))

Satellite Radio: SiriusXM 388 | SiriusXM App






LiveStats: iowa.statbroadcast.com

Series Record: First meeting

OPENING TIP

- The Hawkeyes will play their third neutral site game of the season Saturday, traveling to Des Moines to face Florida A&M in the HyVee Hawkeye Showcase at Wells Fargo Arena. It is Iowa's first game in Des Moines since 2018 against Northern Iowa.
- Iowa has won six of its last seven games in Wells Fargo Arena since 2013.
- The Hawkeyes are 4-1 this season when attempting at least 20 free throws.
- Iowa has altered the starting lineup in back-to-back games. Sophomore Josh Dix made his first career start at Iowa State; freshman Owen Freeman made his first start against Michigan.
- Ahoy 100. Iowa hit the century mark for the second time this season, scoring 103 points in the Nov. 29 victory over North Florida. The Hawkeyes have scored 100+ points 11 times since the start of the 2021-22 season.
- The Hawkeyes have had four different players hit the 20-point mark this season (Ben Krikke, Tony Perkins, Payton Sandfort, Patrick McCaffery).
- Iowa has four players averaging in double figures. The team has had at least four players reach double digits in six games this season.
- Krikke, who is leading the team with an 17.9 scoring average, has made a team-high 70 field goals and is shooting 58.8 percent from the floor.
- Big O... freshman Owen Freeman scored a career-high 16 points on 6-of-8 shooting to go along with five rebounds, five blocks and three steals in Iowa's win over UNF on Nov. 29. The five blocks are the most by a Hawkeye since Keegan Murray in 2019. Freeman has been named the Big Ten Freshman of the Week three times this season, tying Aaron White (2011-12) for the most honors in program history.
- Iowa is one the nation's top offensive teams, averaging 84.8 points in 10 games. The Hawkeyes are second in the Big Ten and 26th nationally. The team has scored at least 84 points in six games, including 110 points in the season opener against North Dakota.
- The Hawkeyes are third in the Big Ten and 23rd nationally, averaging 17.8 assists per game. Iowa is second in the league and 10th nationally with a 1.78 assist-to-turnover ratio.
- McCaffery is six wins from becoming the winningest coach in Iowa basketball history. Tom Davis has 271 victories as Iowa's head coach. With his next Big Ten victory, McCaffery will also have the most league wins (127) in program history.
- Iowa is one of 10 teams in the country to make the last four NCAA Tournaments and one of only three Big Ten teams to accomplish the feat (Purdue, Michigan State).

PROBABLE STARTERS

				
11 • TONY PERKINS G • 6-4 • 205 • Sr.	22 • PATRICK MCCAFFERY F • 6-9 • 212 • RS Sr.	20 • PAYTON SANDFORT F • 6-7 • 215 • Jr.	23 • BEN KRIKKE F • 6-9 • 245 • Grad.	32 • OWEN FREEMAN F • 6-10 • 230 • Fr.
MIN: 28.1	MIN: 25.9	MIN: 25.9	MIN: 29.4	MIN: 16.1
PPG: 12.7	PPG: 10.2	PPG: 13.4	PPG: 17.9	PPG: 9.4
FG%: .408	FG%: .430	FG%: .431	FG%: .588	FG%: .632
ASST: 2.6	FT%: .781	3PT% .358	REB: 6.0	REB: 4.1
REB: 4.6	REB: 3.6	REB: 7.2	STL: 1.0	BLK: 2.0

NUMERICAL ROSTER

No.	Name	Pos.	Ht.	Wt.	Yr.	Exp.	Hometown/High School (Previous School)	Pronunciation Guide
0	Even Brauns	C	6-9	245	Sr.	Tr.	Iowa City, Iowa/Iowa City West (Belmont)	Evan
1	Spencer Hutchison	G	6-4	202	RS Fr.	--	Dallas, Texas/The Episcopal School of Dallas	
2	Brock Harding	G	6-0	162	Fr.	HS	Moline, Ill./Moline	
4	Josh Dix	G	6-5	200	So.	1L	Council Bluffs, Iowa/Lincoln	
5	Dasonte Bowen	G	6-2	183	So.	1L	Boston, Mass./Brewster Academy	dah-SUHN-tae
10	Jovone Cater	G	6-2	180	Sr.	--	Far Rockaway, N.Y./Holy Cross	Jah-vahn
11	Tony Perkins	G	6-4	205	Sr.	3L	Indianapolis, Ind./Lawrence North	
13	Ladji Dembele	F	6-8	250	Fr.	HS	Newark, N.J./St. Benedict's Prep	LAH-gee Dem-BELL-eh
14	Carter Kingsbury	G	6-4	225	RS So.	1L	Ponca, Neb./Brewster Academy (N.H.)	
20	Payton Sandfort	F	6-7	215	Jr.	2L	Waukeke, Iowa/Waukeke	
22	Patrick McCaffery	F	6-9	212	RS Sr.	3L	Iowa City, Iowa/West	
23	Ben Krikke	F	6-9	245	Grad.	Tr.	Edmonton, Alberta/Jasper Place (Valparaiso)	CRICK-ee
24	Pryce Sandfort	F	6-6	205	Fr.	HS	Waukeke, Iowa/Waukeke Northwest	
25	Luc Laketa	G	6-5	185	Jr.	2L	Concord, Mich./Hanover Horton/Winchendon (Mass.)	Luke Lah-KET-ah
32	Owen Freeman	F	6-10	230	Fr.	HS	Moline, Ill./Moline	
44	Riley Mulvey	F	6-11	245	Jr.	2L	Rotterdam, N.Y./Covington	

ALPHABETICAL ROSTER

No.	Name	Pos.	Ht.	Wt.	Yr.	Exp.	Hometown/High School (Previous School)	Pronunciation Guide
5	Dasonte Bowen	G	6-2	183	So.	1L	Boston, Mass./Brewster Academy	dah-SUHN-tae
0	Even Brauns	C	6-9	245	Sr.	Tr.	Iowa City, Iowa/Iowa City West (Belmont)	Evan
10	Jovone Cater	G	6-2	180	Sr.	--	Far Rockaway, N.Y./Holy Cross	Jah-vahn
13	Ladji Dembele	F	6-8	250	Fr.	HS	Newark, N.J./St. Benedict's Prep	LAH-gee Dem-BELL-eh
4	Josh Dix	G	6-5	200	So.	1L	Council Bluffs, Iowa/Lincoln	
32	Owen Freeman	F	6-10	230	Fr.	HS	Moline, Ill./Moline	
2	Brock Harding	G	6-0	162	Fr.	HS	Moline, Ill./Moline	
1	Spencer Hutchison	G	6-4	202	RS Fr.	--	Dallas, Texas/The Episcopal School of Dallas	
14	Carter Kingsbury	G	6-4	225	RS So.	1L	Ponca, Neb./Brewster Academy (N.H.)	
23	Ben Krikke	F	6-9	245	Grad.	Tr.	Edmonton, Alberta/Jasper Place (Valparaiso)	CRICK-ee
25	Luc Laketa	G	6-5	185	Jr.	2L	Concord, Mich./Hanover Horton/Winchendon (Mass.)	Luke Lah-KET-ah
22	Patrick McCaffery	F	6-9	212	RS Sr.	3L	Iowa City, Iowa/West	
44	Riley Mulvey	F	6-11	245	Jr.	2L	Rotterdam, N.Y./Covington	
11	Tony Perkins	G	6-4	205	Sr.	3L	Indianapolis, Ind./Lawrence North	
20	Payton Sandfort	F	6-7	215	Jr.	2L	Waukeke, Iowa/Waukeke	
24	Pryce Sandfort	F	6-6	205	Fr.	HS	Waukeke, Iowa/Waukeke Northwest	

SOCIAL ROSTER

No.	Name	X	Instagram
0	Even Brauns	@EvenBrauns	@evenbrauns
1	Spencer Hutchison	@hutchison34033	@spencer.hutc
2	Brock Harding	@hardingbrock2	@brock.harding2
4	Josh Dix	@J0shDix	@joshdix4
5	Dasonte Bowen	@uncle_drew5	@da5onte
10	Jovone Cater	--	@lamjcater
11	Tony Perkins	@Saucy___T	@tonyperkins11_
13	Ladji Dembele	@ladji_kalilou	@lj_ladji
14	Carter Kingsbury	@CarterKingsbury	@carterkingsbury
20	Payton Sandfort	@Payton_20_	@Payton.20_
22	Patrick McCaffery	@patrickmccaff22	@patrickmccaffery22
23	Ben Krikke	@BenKrikke	@benkrikke
24	Pryce Sandfort	@prycesandfort	@prycesandfort
25	Luc Laketa	@LaketaLuc	@luc.laketa
32	Owen Freeman	@_OwenFreeman	@_owenfreeman
44	Riley Mulvey	@MulveyRiley	@rileymulvey_

COACHING STAFF

NAME	POSITION \ YEAR AT IOWA	ALMA MATER \ YEAR
Fran McCaffery	Head Coach \ 14th year	Pennsylvania \ 1982
Sherman Dillard	Assistant Coach \ 14th year	James Madison \ 1978
Courtney Eldridge	Assistant Coach \ 8th year	UNC Greensboro \ 2015
Matt Gatens	Assistant Coach \ 2nd year	Iowa \ 2012
Tristan Spurlock	Assistant Coach, Player Development \ 2nd year	UCF \ 2014
Al Seibert	Chief of Staff \ 13th year	Fredonia State \ 1985
Kyle Denning	Director, Operations \ 9th year	Iowa \ 2015
Lucas Pauley	Video Coordinator \ 8th year	Iowa \ 2018





HEAD COACH FRAN McCAFFERY

Fran McCaffery, who is signed through the 2028 season, is in his 14th season as the head basketball coach at the University of Iowa and his 28th year overall as a college head coach. McCaffery has reached the 20-win plateau 11 of the previous 16 seasons.

McCaffery spent five seasons (2005-10) as the head coach at Siena, six years at UNC-Greensboro (1999-2005) and three seasons at Lehigh (1985-88) before joining the Hawkeyes.

McCaffery has nearly four decades of Division I coaching experience.

He is in his 42nd season as a collegiate coach, which includes 28 years as a head coach and 15 as an assistant. In 2022, McCaffery joined Hall of Fame coaches Rick Pitino, Bob Huggins, Eddie Sutton and Lefty Driesell as the only Division I coaches to lead teams to conference tournament titles in four or more different leagues (Big Ten, MAAC, SoCon, ECC). He is one of 14 coaches to lead at least four different Division I teams to the NCAA Tournament.

McCaffery, 64, won his 500th game as a head coach on Dec. 8, 2022 and win No. 250 at Iowa on Dec. 17, 2022. He holds a career mark of 517-357 (.593) and guided his teams to 16 postseason appearances (12 NCAA & four NIT). Iowa likely would have competed in another NCAA Tournament in 2020, if not for the NCAA canceling the postseason due to COVID-19. He is 266-180 (.599) at Iowa; the second winningest coach in program history. McCaffery led Iowa to wins in four of the last seven NCAA Tournaments (2015, 2016, 2019, and 2021).

Since taking over the Iowa program in 2010, Iowa has earned 10 postseason tournament bids (7 NCAA, 3 NIT). McCaffery coached Iowa to a Big Ten Tournament title and 26 wins in 2022, the second-most win total in program history. McCaffery has guided seven players to first team All-Big Ten status eight of the last 10 years, including the 2020 & 2021 National and Big Ten Player of the Year, Luka Garza.

McCaffery has posted upper division finishes in 10 of the last 11 seasons at Iowa and 22 of 27 seasons as a head coach. The Hawkeyes have finished fifth or better in the Big Ten standings seven of the last nine years. He has posted 20 wins or more 11 of the last 15 seasons, including eight of the last 10 years at Iowa (2013, 2014, 2015, 2016, 2019, 2020, 2021, and 2022). Iowa's 205 victories between 2013-21 are the most over a 10-year span at Iowa since 1987-96 (207).

McCaffery and the Hawkeyes boast a 171-44 (.795) home record the last 13+ seasons, which includes a school-record 18 wins in 2014 and 13 consecutive victories in 2019-20. Iowa has won 14+ games in Carver-Hawkeye Arena each of the last five seasons (2019, 2020, 2021, 2022, and 2023).

McCaffery's five years at Siena were the best in its 70-year history. He led the Saints on an incredible run that ended with three straight Metro Atlantic Athletic Conference championships and NCAA Tournament appearances.

McCaffery's Saints owned a 112-51 (.687) record in his five years with the program. He guided the Saints to four consecutive 20-win seasons. McCaffery's achievements earned the head coach Siena Hall of Fame recognition in 2017.

The 2009 MAAC Coach of the Year and 2010 District I Coach of the Year is the third winningest coach, by percentage, in league history (.68-22, .756). He is the only coach to guide a MAAC program to two NCAA Tournament wins. McCaffery led his 2008 and 2009 teams to first round NCAA Tournament victories over Vanderbilt and Ohio State, respectively.

In his final two seasons at Siena, he coached the Saints to back-to-back 27-win campaigns and boasted a combined 39-3 (.929) record against MAAC opponents, which included MAAC Tournament contests.

McCaffery began his coaching career as an assistant at Penn (1982-83) and Lehigh (1983-85). After three seasons as head coach at Lehigh, he spent 11 seasons as an assistant at Notre Dame (1988-99).

McCaffery played basketball at Wake Forest his freshman year (1977-78) and concluded his playing career at Penn his final three seasons (1979-82). He earned his bachelor's degree in economics from The Wharton School (Penn) in 1982. McCaffery also earned a master of education from Lehigh in 1985.

THE McCAFFERY FILE

Born:	May 23, 1959
Hometown:	Philadelphia, Pennsylvania
High School:	LaSalle, 1977
College:	B.S. in Economics, The Wharton School (Penn), 1982 Master of Education, Lehigh, 1985
Family:	Wife, Margaret Sons, Connor, Patrick and Jonathan Francis Daughter, Marit Katherine Brother, Jack (sports writer in Philadelphia area)

COACHING HONORS

MAAC Coach of the Year, 2009
NABC District I Coach of the Year, 2009-10

COACHING HISTORY (40 years)

1983	Assistant Coach, Penn
1984-85	Assistant Coach, Lehigh
1985-88	Head Coach, Lehigh
1988-99	Assistant Coach, Notre Dame
1999-05	Head Coach, UNC-Greensboro
2005-10	Head Coach, Siena
2010-present	Head Coach, University of Iowa

COACHING CHART

Overall (27 seasons): 517-357 (.593)
At Iowa (13 seasons): 266-180 (.599)^
At Siena (five seasons): 112-51 (.688)^
At UNC (six seasons): 90-87 (.508)^
At Lehigh (three seasons): 49-39 (.557)^
NCAA Tournament (12 appearances*): 6-11
NIT (four appearances): 6-4

*McCaffery is the first coach to bring three different programs from one-bid leagues to the NCAA Tournament

^ McCaffery is one of five coaches to lead teams to conference tournament titles in four or more different leagues

McCAFFERY IN POSTSEASON PLAY

1988	NCAA Tournament -- Lehigh
1989	NCAA Tournament -- Notre Dame
1990	NCAA Tournament -- Notre Dame
1992	NIT -- Notre Dame
1997	NIT -- Notre Dame
2001	NCAA Tournament -- UNC-Greensboro
2002	NIT -- UNC-Greensboro
2008	NCAA Tournament -- Siena
2009	NCAA Tournament -- Siena
2010	NCAA Tournament -- Siena
2012	NIT -- Iowa
2013	NIT -- Iowa
2014	NCAA Tournament -- Iowa
2015	NCAA Tournament -- Iowa
2016	NCAA Tournament -- Iowa
2017	NIT -- Iowa
2019	NCAA Tournament -- Iowa
2020	NCAA Tournament postponed (COVID-19)
2021	NCAA Tournament -- Iowa
2022	NCAA Tournament -- Iowa
2023	NCAA Tournament -- Iowa

PLAYING EXPERIENCE

Wake Forest, 1977-78
Penn, 1979-82

THE SETTING

The University of Iowa men's basketball team travels to Des Moines for a neutral site game against Florida A&M in the HyVee Hawkeye Showcase on Saturday afternoon inside Wells Fargo Arena. The game will tipoff at 3:37 p.m. (CT) with the Hawkeye women playing the night cap of the doubleheader against Cleveland State at 6 p.m.

- The event is sold out.

ON THE AIR

Radio: Saturday's game will be broadcast on the Hawkeye Radio Network with Gary Dolphin (play-by-play) and Bobby Hansen (color) on the call. The network includes more than 40 stations that blanket the state of Iowa and include portions of Illinois, Nebraska, Minnesota, Missouri and Wisconsin. The Hawkeye Radio Network includes a 60-minute pregame show.

TV: Saturday's game will be televised on BTN with Jake Eisenberg (play-by-play) and Jess Settles (color) on the call.

SCOUTING FLORIDA A&M

- The Rattlers have won two straight games after starting the season 0-5. Florida A&M beat Presbyterian College, 65-60, and LeMoyne-Owen College, 108-78.
- Florida A&M is 0-4 against Power 6 conference teams this season, including falling 105-54 at Creighton and 81-54 at Nebraska.
- The Rattlers have three players averaging in double figures with Love Bettis leading the way with 15.3 points. Keith Lamar (14.3) and K'Jei Parker (10.1) also average in double digits with Lamar also leading the team in rebounds (6.1) and Parker in assists (26).
- FAMU has 98 assists to 97 turnovers in seven games, averaging 13.9 turnovers per contest.

SERIES HISTORY

- Saturday's game is the first in the all-time series between the two schools.
- Iowa is 18-0 all-time against current teams from the Southwestern Athletic Conference.

LAST GAME | MICHIGAN 90, IOWA 80

The Wolverines used a 27-5 run over the first eight minutes of the second half to turn a two point deficit into a 90-80 win on Dec. 10 in Iowa City. Graduate Ben Krikke scored a game-high 24 points to lead a trio of Hawkeyes in double figures. The loss was Iowa's first in Carver-Hawkeye Arena this season.

MCCAFFERY APPROACHES RECORD

- Head coach Fran McCaffery, who is in his 28th season as a head coach and 14th at Iowa, needs six victories to become the winningest coach in program history. (Tom Davis has 271 victories.)
- With his next Big Ten Conference win, McCaffery will also pass Davis for the most Big Ten victories (127) in program history.

MORE NOTABLES

- Iowa is 4-1 inside Carver-Hawkeye Arena this season and 18-4 in its last 22 home games.
- Iowa has won 87 of its last 93 nonconference home games, dating back to 2012.
- The Hawkeyes are 3-1 this season when shooting 50 percent or better from the floor.
- Iowa has held two opponents under 40 percent shooting this season.
- Junior Payton Sandfort has attempted 67 3-point field goals -- the most in the Big Ten. He has 24 makes -- third-most in the conference.
- Sandfort has made four 3-point field goals in three games this season.
- The Hawkeyes are second in the Big Ten in free throw percentage, making 76.7 percent of their attempts this season. Junior Dasonte Bowen is leading the league with a 92.6 free throw percentage.
- Junior Payton Sandfort has been Iowa's leading rebounder (or tied for the team lead) in six games this season. The forward is averaging 7.2 rebounds per game, which ranks ninth in the Big Ten.
- The Hawkeyes have earned four Big Ten weekly honors this season -- Ben Krikke (Player of the Week - 11/20) and Owen Freeman (Freshman of Week (11/13, 11/20, 12/4). Freeman is the first Hawkeye freshman to earn the award in consecutive weeks and the three honors tie Aaron White for the most in a single season in program history.
- Sophomore Dasonte Bowen has 36 assists to seven turnovers this season. His 5.14 assist-to-turnover ratio is second in the Big Ten and ranks fifth nationally.
- The Hawkeyes have placed fifth or better in the Big Ten standings in five straight and 10 of the last 11 years, and the program has won 10 or more Big Ten games in eight of the last nine seasons.
- Iowa led the Big Ten and was 18th nationally in scoring offense (80.1). The Hawkeyes have led the league in scoring in seven of the last 11 seasons, including six straight years.

KRIKKE: B1G POW

Graduate student Ben Krikke averaged 24.5 points and seven rebounds in games against No. 8 Creighton and Arkansas State to earn Big Ten Player of the Week honors on Nov. 20. The forward had back-to-back 20-point games, shooting 66 percent from the field (21-of-32). He scored 24 points at Creighton and a season-high 25 points against Arkansas State, while also finishing with nine rebounds, a career-high four steals and three blocks.

- It is Krikke's first Big Ten honor and third of his career. He was a two-time MVC Player of the Week during the 2022-23 season.

FREEMAN: B1G FOW X 3

Forward Owen Freeman is the first Hawkeye to earn back-to-back Big Ten Freshman of the Week honors and he has been recognized three times this season (Nov. 13, Nov. 20, Dec. 4), tying Aaron White for the most in a single season in program history.

BY THE NUMBERS

	IOWA	OPP
Scoring Average	84.8	79.7
Scoring Defense	79.7	84.8
Scoring Margin	+5.1	--
FG%	.467	.449
FG% Defense	.449	.467
FT%	.767	.717
3-PT FG%	.337	.324
3-PT FG% Defense	.324	.337
Rebound Margin	-0.9	--
Assists Per Game	17.8	14.6
Turnovers Per Game	10.0	13.0
Steals Per Game	7.6	6.0
Blocks Per Game	4.0	3.5

IOWA QUICK FACTS

Location	Iowa City, Iowa
Enrollment	31,452
Founded	1847
President	Barbara J. Wilson
Interim Athletics Director	Beth Goetz
Nickname	Hawkeyes
Colors	Gold and Black
Conference	Big Ten
School Song/Mascot	On Iowa/Herky the Hawk
Arena	Carver-Hawkeye Arena
Capacity	14,998

NCAA Tournament Appearances	29
Final Fours	3
	(1955, 1956, 1980)
Big Ten Regular Season Titles	8
	1923, 1926, 1945, 1955, 1956, 1968, 1970, 1979)
Big Ten Tournament Titles	3
	(2001, 2006, 2022)

Head Coach	Fran McCaffery/14th year
Alma Mater/Year	Pennsylvania/1982
Assistant Coach	Sherman Dillard/14th year
Alma Mater/Year	James Madison/1978
Assistant Coach	Courtney Eldridge/2nd year
Alma Mater/Year	UNC Greensboro/2015
Assistant Coach	Matt Gatens (2nd year)
Alma Mater/Year	University of Iowa/2012
Asst. Coach, Player Development	Tristan Spurlock
Alma Mater/Year	Central Florida/2014
Chief of Staff	Al Seibert
Director, Basketball Operations	Kyle Denning
Video Coordinator	Lucas Pauley

Lettermen Returning/Lost	8/5
Starters Returning/Lost	1/4
Newcomers	8

Squad Breakdown

Seniors	5
Juniors	3
Sophomores	3
Freshmen	5

MARGIN OF VICTORY/DEFEAT

Points	1	2	3	4	5	6	7	8	9	10+	15+	20+
Wins	0	0	0	0	0	0	0	0	0	2	0	3
Losses	0	0	0	0	0	0	0	1	0	2	1	1

2023-24 BIG STANDINGS (As of 12/12)

Team	Big Ten	Pct.	Overall	Pct.
Indiana	2-0	1.000	7-2	.778
Northwestern	1-0	1.000	7-1	.875
Illinois	1-0	1.000	7-2	.778
Wisconsin	1-0	1.000	7-3	.700
Purdue	1-1	.500	9-1	.900
Nebraska	1-1	.500	8-2	.800
Ohio State	1-1	.500	8-2	.800
Minnesota	1-1	.500	8-3	.727
Maryland	1-1	.500	6-4	.600
Michigan	1-1	.500	5-5	.500
Penn State	1-1	.500	5-5	.500
Rutgers	0-1	.000	6-3	.667
IOWA	0-2	.000	5-5	.500
Michigan State	0-2	.000	4-5	.444

Dec. 13
Chicago State at Northwestern

Dec. 14
Jacksonville State at Wisconsin

Dec. 16
Penn State at Georgia Tech
Kansas at Indiana
Eastern Michigan at Michigan
Ohio State vs. UCLA
Purdue vs. Arizona
Florida A&M vs. Iowa
Baylor vs. Michigan State
Northwestern at DePaul
Long Island at Rutgers

Dec. 17
Colgate at Illinois
Nebraska at Kansas State

Dec. 18
Oakland at Michigan State

Dec. 19
Morehead State at Indiana
Nicholls State at Maryland
Michigan vs. Florida

Dec. 20
UMBC at Iowa
Northwestern at Arizona State
North Dakota at Nebraska

Dec. 21
Jacksonville at Purdue
LeMoyne at Penn State
North Alabama at Indiana
New Orleans at Ohio State
Ball State at Minnesota
Stony Brook at Michigan State

Dec. 22
Chicago State at Wisconsin
Illinois vs. Missouri
Maryland at UCLA

Dec. 23
Rutgers vs. Mississippi State

NATIONAL RANKINGS

AP Poll (Week 6)

1. Arizona (62)
2. Kansas
3. Purdue
4. Houston (1)
5. UConn
6. Baylor
7. Marquette
8. Creighton
9. North Carolina
10. Gonzaga
11. Oklahoma
12. Tennessee
13. Clemson
14. Kentucky
15. Florida Atlantic
16. Illinois
17. Colorado State
18. BYU
19. Texas
20. James Madison
21. Duke
22. Virginia
23. Wisconsin
24. Miami (Fla.)
25. Northwestern

Coaches Poll (Week 6)

1. Arizona (28)
2. Kansas (1)
3. Houston (3)
4. Purdue
5. UConn
6. Baylor
7. Marquette
8. Creighton
9. North Carolina
10. Tennessee
11. Clemson
12. Oklahoma
13. Gonzaga
14. Florida Atlantic
15. Kentucky
16. Illinois
17. BYU
18. Colorado State
19. Duke
20. James Madison
21. Virginia
22. Texas
23. Wisconsin
24. Miami (Fla.)
25. Ole Miss

• The Moline, Illinois, native averaged 11 points and three rebounds in wins over North Dakota and Alabama State before putting up 7.5 points, 2.5 blocks and two rebounds in games against No. 8 Creighton and Arkansas State. He scored 16 points on 6-of-8 shooting and had five rebounds, five blocks and three steals in a win over North Florida.

CONSISTENT KRIKKE

Graduate Ben Krikke has scored in double figures in nine of Iowa's 10 games this season. The Canada native is leading the team, averaging 17.9 points on 58.8 percent shooting. • Krikke ranks second in the Big Ten in field goals (70), third in field goal percentage (.588), seventh in free throw attempts (52), eighth in scoring (17.9) and free throws made (38).

• He has shot 60 percent or better from the field in four games and he has two games with 10 or more field goals. He made 8-of-10 field goals (80 percent) in the win over Seton Hall on Nov. 24.

• He has a team-high four 20-point games. He scored 24 points (11-of-18 shooting) at No. 8 Creighton and a season-high 25 points (10-of-14 FG), nine rebounds and four steals in the win over Arkansas State. Against UNF, Krikke scored 21 points (5-of-9) shooting -- 17 in the second half -- and went 11-for-11 from the free throw line. He netted 24 points on 8-of-15 shooting (8-of-11 FT) against Michigan.

• Krikke is the first Hawkeye to go perfect from the free throw line (at least 10 makes) since Jordan Bohannon (10-for-10) in 2019.

PAYTON'S STRONG START

Junior Payton Sandfort is second on the team in scoring and is leading the team in rebounding to open the season, averaging 13.3 points and 7.2 rebounds in 25.9 minutes.

• Sandfort has two 20 point games, giving him nine such games in his career. He scored 21 points against North Dakota in the season opener, netting 10 of Iowa's first 16 points and 13 of 21 to open the game. He also had nine rebounds.

• The forward scored a season-high 22 points on 7-of-14 shooting with four 3-pointers in the neutral site win over Seton Hall. He also grabbed nine rebounds.

• Sandfort tallied his first career double-double, finishing with 17 points and a career-high 12 rebounds against Alabama State. Late in the first half, he scored 12 points in a span of 111 seconds, including a four-point play.

• Sandfort has scored in double figures in eight of the team's 10 games this season.

BIG O

Freshman Owen Freeman has been a steady contributor in his first 10 collegiate games. The Illinois native is averaging 9.4 points on a team-best 63.2 percent shooting. He has a team-high 20 blocks to go along with 12 steals.

• Freeman made his first career start on Dec. 10 against Michigan.

• Freeman has reached double digits in four games this season, including scoring a career-high 16 points on 6-of-8 shooting in the win over North Florida. He had five rebounds, five blocks (three in the matter of seconds on a single possession) and three steals in the game. His block effort was the No. 4 play of the day on SportCenter's Top 10 plays.

• The forward finished with 11 points on 5-of-6 shooting and grabbed a career-high eight rebounds in the road game at Iowa State.

• His five blocks were the most for the program since Keegan Murray had five blocks against Longwood in 2021.

• Freeman has three or more blocks in four games this season and five or more rebounds three times. He is fourth in the Big Ten and 36th nationally with 20 blocks.

TP SHINES

Playing with a heavy heart following the death of his grandmother earlier in the week, senior Tony Perkins delivered his best game of the season in Iowa's 103-78 victory over North Florida on Nov. 30. The Indianapolis native scored 21 points on 8-of-10 shooting with two of his field goals coming from 3-point range. He scored 12 points before the game was eight minutes old.

• Perkins has reached double figures in eight of 10 games this season, including three 15+ point contests. He is third on the team with a 12.7 scoring average, while being third on the team in rebounding (4.6), leading the team in steals (14) and ranking third in assists (26).

P-MAC: 2-2

Senior Patrick McCaffery netted his sixth career 20-point game against Alabama State on Nov. 10, making 7-of-12 field goals en route to a 22-point outing. The forward scored eight of Iowa's first 12 points and 10 of the first 16 over the first 7 1/2 minutes.

• McCaffery is averaging 10.2 points -- fourth-best on the team -- on 43 percent shooting in 10 games and he has made 25-of-32 attempts from the free throw stripe.

• The Iowa City, Iowa, native has scored in double digits in seven of 10 games this season. He has two games scoring 15 or more points.

DASONTE'S BIG DAY

Sophomore Dasonte Bowen had the best game of his career against Arkansas State on Nov. 17, scoring a career-high 17 points, while finishing with three steals and three assists. Bowen made 4-of-5 field goals and 9-of-10 free throws in the game.

• Bowen has landed in double figures in three games in 2022-23, including a 13 point, four rebound effort in the road game at Iowa State.

• The Boston native has been one of Iowa's best distributors. He has three or more assists in eight contests and has played clean basketball (not committing a turnover) four times. He is second in the Big Ten and ranks fifth nationally with a 5.14 assist-to-turnover ratio.

20 POINTERS

The Hawkeyes have had four players account for eight 20-point games during the 2023-24 season -- Ben Krikke (24 at Creighton, 25 vs. Arkansas State, 21 vs. UNF, 24 vs. Michigan), Payton Sandfort (21 vs. UND, 22 vs. Seton Hall), Patrick McCaffery (22 vs. Alabama State) and Tony Perkins (21 vs. UNF).

SHARE & TAKE CARE

The Hawkeyes are third in the Big Ten and rank 23rd nationally, averaging 17.8 assists per game. Iowa has had 20 or more assists in four games this season, including a season-high 27 on 32 field goals in the Nov. 10 win over Alabama State.

- Iowa is 3-1 this season when handing out 20 or more assists.
- On the flip side, Iowa averages 10 turnovers per game -- second-fewest in the Big Ten and 32nd nationally. The team has committed 10 or fewer turnovers in six games (3-3 record).
- Iowa's 1.78 assist-to-turnover ratio is second in the Big Ten and 10th nationally.

DISTRIBUTING GUARDS

Iowa's primary ball handlers-- Dasonte Bowen, Brock Harding, Tony Perkins and Josh Dix -- have a combined for 104 assists to 39 turnovers in 10 games.

- Bowen has a team-high 37 assists to seven turnovers, Harding has 26 assists to 12 turnovers, Perkins has 26 assists to 15 turnovers and Dix has 16 assists to five turnovers.
- Harding had 14 assists (seven in each game) in his first two collegiate games in just 25 minutes.
- Bowen is second in the Big Ten (and fifth nationally) in assist-to-turnover ratio at 5.14.

3 IS FOR ME

The Hawkeyes have made 67 3-point field goals in 10 games, averaging 6.7 makes per contest. Ten different players have made at least one 3-pointer.

- Iowa is 3-1 when making at least eight 3-point field goals this season.
- Iowa made a season-high 12 3-point field goals (on 24 attempts) against North Dakota in the season opener.
- Junior Payton Sandfort has a team-leading 24 3-balls (in 67 attempts) to lead the team. (He is the only Hawkeye with 10 or more 3-point field goals.) The forward has three games with four or more 3-pointers this season and nine such games in his career.

AT THE LINE

The Hawkeyes get to the free throw line early and often under head coach Fran McCaffery and the team routinely makes more free throws than its opponents attempt.

- The team has made more free throws than its opponent has attempted in six of the 10 games this season.
- The Hawkeyes are averaging 18.1 makes at the free throw line this season -- 23rd-most in the country.
- Iowa attempted a season-high 46 free throws (made 32) against Arkansas State. The 46 attempts are the third-most in the McCaffery era.
- The Hawkeyes are 4-1 this season when attempting 20 or more free throws

IT'S THE NEWCOMERS

Iowa's newcomers have accounted for 364 points -- 42.9 percent of the team's scoring -- in the first 10 games.

- Graduate transfer Ben Krikke has reached double figures in nine games, where he is averaging a team-best 17.9 points on 58.8 percent shooting.
- Freshman Owen Freeman is averaging 9.4 points and 4.1 rebounds, while swatting a team-best 20 shots. He is shooting a team-best 63.2 percent from the floor.

10 DEEP

The Hawkeyes have 10 players that regularly see court time and nine are averaging double-digit minutes in the first 10 games of the season.

- Iowa's reserves have scored 30 or more points in three games, averaging 25.1 points per game.

IMPACT TRANSFER

The Hawkeyes added an impact transfer to the roster in Valparaiso transfer Ben Krikke. The Edmonton, Alberta, Canada, native was a first-team All-MVC selection in 2022-23 after leading the Missouri Valley Conference at 19.4 points per game overall and 21 points in conference play. Krikke shot 55.2 percent from the field and 79.6 percent from the free throw stripe, while averaging 5.9 rebounds and 2.1 assists per game.

- Krikke is leading the team with a 17.9 scoring average in 10 games with a team-best four 20-point contests. He has made eight or more field goals in five contests and 10 or more in two games, including 11 field goals (on 18 attempts) in the road game at No. 8 Creighton.
- For his career, Krikke has scored in double figure in 91 (of 132) career games, which includes 28 20-point games. He has scored 1,775 career points (13.4 career avg.), shooting 54.5 percent from the field and 79.8 percent from the charity stripe.

P, P & P

- The Hawkeyes return three Ps -- Patrick, Payton and Perkins -- in 2023-24. The trio have combined to start 130 games in their collegiate career and appear in 281 career games.
- Fifth-year senior Patrick McCaffery has averaged 10.5 and 9.8 points in his last two seasons. For his career, the Iowa City, Iowa, native shoots 42 percent from the field, averaging 8.5 points in 102 career games.
- Junior Payton Sandfort is slated for a big jump in 2023-24 after being the 2023 Big Ten Sixth Man of the Year. The Waukee, Iowa, native averaged 10.3 points, making 59 3-pointers a season ago -- second-most on the team. Sandfort is ranked as the No. 89 player nationally by THE ALMANAC.
- Senior Tony Perkins has a team-high 57 career starts as a Hawkeye and he's the team's leading returning scorer after averaging 12.3 points per game in 2022-23. The Indianapolis native is a preseason second-team All-Big Ten selection by THE ALMANAC.

SANDFORT: JULIUS ERVING WATCH LIST

Junior Payton Sandfort is one of 20 players named to the Julius Erving Small Forward of the Year Preseason Watch List -- an award that recognizes the top small forwards in men's college basketball annually.

- Sandfort is one of three players in the Big Ten on the preseason watch list.
- The forward is also listed as a potential "breakout" star by Jon Rothstein and The Athletic's CJ Moore.

WHO'S NEXT?

Head coach Fran McCaffery has coached seven players to first-team All-Big Ten selection in eight of the last 10 years.

2023-24 STATISTICS (As of 12/12/23)

	STAT	NCAA	BIG
W-L%	.500	198	11
SCORING	84.8	26	2
SCORING DEF.	79.7	326	14
SCORING MARGIN	5.1	174	12
REBOUNDING	37.7	136	6
REBOUNDING MARGIN	-0.9	252	11
ASSISTS	17.8	23	3
ASSIST-TO RATIO	1.78	5	2
TURNOVER MARGIN	3.0	56	5
STEALS	7.6	110	4
BLOCKED SHOTS	3.5	112	9
FG%	.467	106	8
FG% DEFENSE	.449	272	13
3FG MADE	6.7	242	9
3FG%	.337	168	6
3FG% DEFENSE	.324	170	7
FT%	.767	27	2

INDIVIDUAL (ALL GAMES)**SCORING P/GAME**

Ben Krikke	17.9	94	8
------------	------	----	---

REBOUNDING P/GAME

Payton Sandfort	7.2	158	9
-----------------	-----	-----	---

FIELD GOAL PERCENTAGE (MIN. 5.0 FGM/G)

Ben Krikke	.588	50	3
------------	------	----	---

3-POINT FIELD GOALS MADE

Payton Sandfort	24	104	3
-----------------	----	-----	---

FREE THROW PERCENTAGE (MIN. 2.5 FTM/G)

Dasonte Bowen	.926	19	1
Patrick McCaffery	.781	282	17
Tony Perkins	.761	336	23

ASSISTS P/GAME

Dasonte Bowen	3.6	211	10
---------------	-----	-----	----

BLOCKED SHOTS P/GAME

Owen Freeman	2.00	36	4
--------------	------	----	---

ASSIST-TO-TURNOVER RATIO (MIN. 3 AST/G AVG)

Dasonte Bowen	5.14	5	2
---------------	------	---	---

DOUBLE-DOUBLES

Payton Sandfort	1	211	14
-----------------	---	-----	----

FOREIGN IMPACT

Iowa went 3-0 during its foreign trip with victories over the Paris, Valencia and Barcelona All-Stars. The Hawkeyes averaged 127 points per game in the three victories, shooting 48.4 percent from the field and 38.2 percent from 3-point range.

- Payton Sandfort (19 points, 11 rebounds) and Ben Krikke (16.3 points, 11.7 rebounds) averaged double-doubles, while Tony Perkins (16.3 points), Dasonte Bowen (12.3 points), Brock Harding (11.3 points), Josh Dix (11 points), and Owen Freeman (10.3 points) all averaged in double figures. Freeman pulled down a team-best 12.3 rebounds per game.

WELCOME HOME

Senior Even Brauns returns to his hometown to fulfill a lifelong dream of playing for the Hawkeyes. The center spent the past three years at Belmont University in Nashville, where he played in 92 career games with 31 starts. Brauns averaged seven points and 5.3 rebounds during his junior season with the Bruins.

- Brauns played at both Iowa City Regina and Iowa City West High Schools as a prep. He was an all-state player as a senior after averaging 15.6 points and 7.3 rebounds as a senior. He played his junior season as a teammate of Patrick McCaffery.

8 NEW FACES

Half of Iowa's roster is comprised of newcomers in 2023-24, including two transfers. Ben Krikke is a graduate transfer from Valparaiso, while Iowa City native Even Brauns returns home after playing three seasons at Belmont.

- The Hawkeyes welcome five freshmen — Ladji Dembele, Owen Freeman, Brock Harding, Spencer Hutchison and Pryce Sandfort -- and senior guard Jovone Cater. Hutchison and Cater are non-scholarship student-athletes.

MR. BASKETBALLS

Two Hawkeye freshmen -- Brock Harding and Pryce Sandfort -- were named their state's Mr. Basketball in 2023.

- Harding, who scored 1,889 points in his prep career, earned Illinois Mr. Basketball honors after averaging 18.4 points and 5.7 assists at Moline High School. He is the first Western Big Six player to earn the distinction since 2011 (Chasson Randle, Stanford). Other recent past winners include: Braden Huff, E.J. Liddell, Jalen Brunson, Jabari Parker and Jahlil Okafor.
- Harding is the second Mr. Basketball in the state of Illinois to become a Hawkeye, joining Ed Horton (1985-89).
- Sandfort earned Iowa's Mr. Basketball honors after averaging 24.9 points, 11 rebounds, 2.8 assists, 2.7 blocks and 1.7 steals at Waukee Northwest High School. The forward led Class 4A in points, blocks, field goals made, 3-pointers made, free throws made and defensive rebounds.
- Sandfort is the first Mr. Basketball to join the Hawkeye program since Joe Wieskamp, who earned the distinction in 2018.

FAMILY BUSINESS

Iowa will have a set of brothers on the roster for the fifth straight year in 2023-24. Payton and Pryce Sandfort follow Connor and Patrick McCaffery, who were Hawkeye teammates from 2019-23.

TEAMMATES AGAIN

- Patrick McCaffery and Even Brauns reunite after being prep teammates at Iowa City West High School. Brauns spent the past three seasons at Belmont University.
- Payton and Pryce Sandfort were teammates at Waukee High School. Pryce played his final two prep seasons at Waukee Northwest High School.
- Brock Harding and Owen Freeman remain teammates in Iowa City. The duo won a state title at Moline High School in 2023.
- Dasonte Bowen and Carter Kingsbury were teammates at the Brewster Academy in New Hampshire.

BACK-TO-BACK FIRST ROUNDERS

The Hawkeyes have had a first round NBA Draft pick in consecutive seasons for the second time in program history.

- Keegan Murray was selected fourth overall by the Sacramento Kings -- the highest pick in program history -- during the 2022 NBA Draft and Kris Murray was taken 23rd overall in the 2023 NBA Draft by the Portland Trailblazers.
- John Johnson was selected by Cleveland in 1970 and Seattle picked Fred Brown in 1971. (B.J. Armstrong and Roy Marble were both first round picks in the 1989 NBA Draft.

HAWKEYE FASTBREAKS

- Iowa is 150-31 when scoring 80 points or more, the last 13+ seasons. The Hawkeyes are 94-3 when holding opponents to fewer than 61 points, the last 13 years.
- Iowa made more free throws (495) than its opponents attempted (472) during the 2022-23 season. The Hawkeyes have only once before accomplished the feat over the last 25 years (2018-19).

IOWA HISTORY

Iowa has played 2,951 games since beginning basketball in 1902. Iowa's overall record is 1,744-1,207 (.591). Iowa's 1,744 wins are 38th most among Division I programs. That includes a 1,115-382 (.745) record in home games, a 629-825 (.433) record in contests away from Iowa City, an 826-823 (.502) mark in Big Ten games and a 519-156 (.769) record in Carver-Hawkeye Arena.

Head coach Fran McCaffery and the University of Iowa men's basketball program signed two student-athletes to National Letters of Intent on Nov. 8.

COOPER KOCH (pronounced KOTCH)

Forward, 6-8, 205

Peoria, Ill.

Metamora Township High School

- Transferred from Peoria Notre Dame to Metamora High School for his senior season
- Selected to the 2023 adidas Eurocamp in Treviso, Italy
- Four-star ranking by Rivals and ESPN
- Rated as the No. 71 player nationally by On3, No. 14 power forward and No. 2 player in Illinois
- Ranked as the No. 51 player nationally by 247Sports and the No. 8 power forward in the class
- Earned Illinois Basketball Coaches Association 3A first-team all-state honors as a junior after averaging 18.6 points and eight rebounds, 3.5 assists and 2.2 steals
- Was AP second-team all-state in 2022-23 and first-team All-Big 12 Conference honoree
- Honorable mention all-state and all-conference selection as a sophomore after averaging 16 points, seven rebounds, four assists, two steals and a block
- Plays for Indiana Elite on AAU circuit
- Son of former Hawkeye and NBA player J.R. Koch, who played for Iowa from 1995-99. J.R. was an NBA second round draft pick by the New York Knicks in 1999

CHRIS TADJO (Pronounced TAJ-oh)

Forward, 6-8, 220

Montreal, Quebec

NBA Academy Latin America

- Four-star recruit by On3
- Rated as the No. 66-best player in the class and the 11th-best power forward
- Attends the NBA Academy Latin America -- an elite basketball training program for top prospects from Mexico, the Caribbean, Central America, South America and Canada
- Selected as the Defensive MVP of the 2022 Basketball Without Borders (BWB) America's Camp in San Luis Potosi, Mexico
- Named a BWB Americas All-Star
- Named Most Valuable Player of the White Team at the BioSteel All-Canadian Games after posting a double-double (25 points, 16 rebounds)

IOWA VS. RANKED TEAMS

The Hawkeyes are 0-2 against AP ranked opponents in 2023-24, dropping road games at No. 8 Creighton in the Gavitt Tipoff Games and at No. 4 Purdue.

- Iowa went 3-2 in such games in 2022-23 with wins over No. 15 Indiana (home), No. 20 Iowa State (home) and No. 15 Indiana (away).
- Below are Iowa's most recent victories over nationally-ranked opponents:

At Home:

91-89 over No. 15 Indiana, 1/5/23
 75-56 over No. 20 Iowa State, 12/8/22
 77-73 over No. 25 Wisconsin, 3/4/21
 79-66 over No. 25 Rutgers, 2/10/21
 86-71 over No. 16 Minnesota, 1/10/21

On the Road:

90-68 over No. 15 Indiana, 2/28/23
 75-62 over No. 18 Ohio State, 2/19/22
 73-57 over No. 4 Ohio State, 2/28/21
 77-62 over No. 21 Wisconsin, 2/18/21
 77-75 over No. 14 Rutgers, 1/2/21

Neutral Court:

75-66 over No. 9 Purdue, 3/13/22
 72-61 over No. 12 Texas Tech, 11/28/19
 79-72 over No. 22 Cincinnati, 3/22/19
 77-69 over No. 13 Oregon, 11/15/18

HAWKEYES IN CHA

Iowa finished the 2022-23 season with a 14-3 record inside Carver-Hawkeye Arena. The Hawkeyes have won 14 or more home games in each of the last five seasons.

TOP-25 ATTENDANCE

- The Hawkeyes ranked 24th nationally in attendance during the 2022-23 season, averaging 12,371 fans at their 17 home contests inside Carver-Hawkeye Arena.
- It marked the 10th straight season, with fans, that Iowa has ranked in the top 30 in national attendance and the 35th time in the top 25.

HAWK TALK WITH COACH MCCAFFERY

Hawk Talk with Fran McCaffery, presented by Hyatt Regency, is the weekly radio show of Iowa's head men's basketball show. Hosted by Gary Dolphin and Bob Hansen, Hawk Talk is 90 minutes (7-8:30 p.m. (CT) of discussion on Hawkeye basketball. It is held at the Hyatt Regency in Coralville and the first show in 2023-24 will be on Nov. 27.

BY THE NUMBERS

	All Games	Big Ten	Home Games	Away Games	Neutral Games	Iowa Wins	Iowa Losses
Record	5-5	0-2	4-1	0-3	1-1	5-0	0-5
Points	84.8	74.0	95.8	72.3	76.0	96.8	72.8
Opp. Pts.	79.7	88.5	75.4	89.7	75.5	71.8	87.6
FG%	.467	.411	.497	.426	.451	.520	.414
FG% Def.	.449	.504	.420	.524	.417	.396	.508
3PT%	.337	.289	.364	.345	.262	.388	.287
3PT% Def.	.324	.347	.325	.366	.255	.310	.339
FT%	.767	.738	.757	.745	.838	.767	.767
REB	37.7	33.5	39.8	32.7	40.0	40.6	34.8
ASST	17.8	16.5	19.4	17.0	15.0	20.2	15.4
TO	10.0	9.0	8.2	11.3	12.5	8.4	11.6
STL	7.6	7.0	9.4	7.0	4.0	8.4	6.8
BLK	4.0	3.0	4.4	4.0	3.0	4.2	3.8

2023-24 IOWA MEN'S BASKETBALL



#5 **DASONTE BOWEN**
G • 6-2 • 183 • So.
Boston, Mass.
Brewster Academy (N.H.)

SEASON HIGHS

Points _____ 17 vs. Arkansas St., 11/17/23
FGM _____ 4, 2X, last vs. Arkansas St., 11/17/23
FGA _____ 8, 2X, last at Iowa State, 12/7/23
3-PT FGM _____ 1, 3X, last at Purdue, 12/4/23
3-PT FGA _____ 3 vs. Alabama State, 11/10/23
FTM _____ 9 vs. Arkansas State, 11/17/23
FTA _____ 10 vs. Arkansas State, 11/17/23
REB _____ 3 vs. North Dakota, 11/7/23
AST _____ 5, 3X, last vs. Michigan, 12/10/23
STL _____ 3 vs. Arkansas State, 11/17/23
BLK _____ --
MIN _____ 29 vs. Arkansas St., 11/17/23

CAREER HIGHS

Points _____ 17 vs. Arkansas State, 11/17/23
FGM _____ 5 vs. Duke, 12/7/22
FGA _____ 8, 2X, last at Iowa State, 12/7/23
3-PT FGM _____ 2 vs. Eastern Illinois, 12/21/22
3-PT FGA _____ 3 vs. Eastern Illinois, 12/21/22
FTM _____ 9 vs. Arkansas State, 11/17/23
FTA _____ 10 vs. Arkansas State, 11/17/23
REB _____ 4 vs. Wisconsin, 12/11/22
AST _____ 5, 3X, last vs. Michigan, 12/10/23
STL _____ 3 vs. Arkansas State, 11/17/23
BLK _____ 1 vs. Georgia Tech, 11/29/22
MIN _____ 29 vs. Arkansas State, 11/17/23

Opponent	Date	GS	MIN	Total		3-Pointers		Free throws		Rebounds				PF	A	TO	BLK	STL	PTS	AVG	
				FG-FGA	PCT	3FG-3FGA	PCT	FT-FTA	PCT	OFF	DEF	TOT	AVG								
North Dakota	11/07/2023	*	21:43	4-6	.667	1-2	.500	3-3	1.000	1	2	3	3.0	1	5	0	0	2	12	12.0	
Alabama St.	11/10/2023	*	18:21	1-6	.167	0-3	.000	0-0	.000	1	1	2	2.5	2	5	0	0	0	2	7.0	
at Creighton	11/14/2023	*	25:25	1-6	.167	0-0	.000	0-0	.000	0	1	1	2.0	2	4	1	0	0	2	5.3	
Arkansas St.	11/17/2023	*	28:56	4-5	.800	0-0	.000	9-10	.900	0	2	2	2.0	3	3	0	0	3	17	8.3	
vs Oklahoma	11/23/2023	*	24:09	3-8	.375	0-1	.000	1-2	.500	3	0	3	2.2	3	1	2	0	1	7	8.0	
vs Seton Hall	11/24/2023	*	15:15	1-1	1.000	0-0	.000	1-1	1.000	0	1	1	2.0	2	2	1	0	0	3	7.2	
North Florida	11/29/2023	*	17:20	2-4	.500	1-2	.500	4-4	1.000	1	0	1	1.9	1	3	0	0	1	9	7.4	
at Purdue	12/04/2023	*	13:01	1-3	.333	1-1	1.000	0-0	.000	1	0	1	1.8	1	4	1	0	0	3	6.9	
at Iowa St.	12/07/2023		20:46	3-8	.375	0-1	.000	7-7	1.000	1	1	2	1.8	4	4	1	0	1	13	7.6	
Michigan	12/10/2023		12:33	0-1	.000	0-0	.000	0-0	.000	1	1	2	1.8	2	5	1	0	0	0	6.8	
Totals			8	197:29	20-48	.417	3-10	.300	25-27	.926	9	9	18	1.8	21	36	7	0	8	68	6.8

CAREER STATISTICS

YEAR	G/GS	FG-A	PCT	3-PT	PCT	FT-A	PCT	REB	AVG	PF-FO	AST	TO	BLK	STL	PTS	AVG
Fresh.	26/1	29-61	.475	4-11	.364	19-28	.679	23	0.9	26-0	26	25	1	7	81	3.1
Soph.	10/8	20-48	.417	3-10	.300	25-27	.926	18	1.8	21-0	36	7	0	8	68	6.8
CAREER	36/9	49-109	.450	7-21	.333	44-55	.800	41	1.1	47-0	62	32	1	15	149	4.1



#0 **EVEN BRAUNS**
C • 6-9 • 245 • Sr.
Iowa City, Iowa
Iowa City West High School
Belmont

SEASON HIGHS

Points _____ 2, 2X, last vs. Michigan 12/10/23
FGM _____ 1, 2X, last vs. Michigan, 12/10/23
FGA _____ 1, 2X, last vs. Michigan, 12/10/23
3-PT FGM _____ --
3-PT FGA _____ --
FTM _____ --
FTA _____ --
REB _____ 3 at Iowa State, 12/7/23
AST _____ 1 at Purdue, 12/4/23
STL _____ --
BLK _____ 2 at Purdue, 12/4/23
MIN _____ 5, 2X, last vs. Michigan, 12/10/23

CAREER HIGHS

Points _____ 19 vs. Bethel, 12/18/21
FGM _____ 7 vs. Bethel, 12/18/21
FGA _____ 9, 2X, last vs. Illinois State, 2/4/23
3-PT FGM _____ --
3-PT FGA _____ 2 vs. Missouri State, 2/8/23
FTM _____ 6 vs. Illinois State, 2/4/23
FTA _____ 7 vs. Drake, 1/29/23
REB _____ 12 vs. Illinois State, 2/4/23
AST _____ 3 vs. Indiana State, 2/22/23
STL _____ 3, 2X, last at Chattanooga, 12/18/22
BLK _____ 7 vs. Murray State, 1/17/23
MIN _____ 32 vs. Illinois State, 2/4/23

Opponent	Date	GS	MIN	Total		3-Pointers		Free throws		Rebounds				PF	A	TO	BLK	STL	PTS	AVG
				FG-FGA	PCT	3FG-3FGA	PCT	FT-FTA	PCT	OFF	DEF	TOT	AVG							
Alabama St.	11/10/2023		03:21	1-1	1.000	0-0	.000	0-0	.000	0	2	2	2.0	1	0	0	0	0	2	2.0
North Florida	11/29/2023		01:27	0-0	.000	0-0	.000	0-0	.000	0	0	0	1.0	0	0	0	0	0	0	1.0
at Purdue	12/04/2023		03:37	0-0	.000	0-0	.000	0-0	.000	1	0	1	1.0	3	1	0	2	0	0	0.7
at Iowa St.	12/07/2023		05:23	0-0	.000	0-0	.000	0-0	.000	1	2	3	1.5	1	0	1	0	0	0	0.5
Michigan	12/10/2023		04:43	1-1	1.000	0-0	.000	0-0	.000	0	0	0	1.2	0	0	0	0	0	2	0.8
Totals		0	18:31	2-2	1.000	0-0	.000	0-0	.000	2	4	6	1.2	5	1	1	2	0	4	0.8

CAREER STATISTICS

YEAR	G/GS	FG-A	PCT	3-PT	PCT	FT-A	PCT	REB	AVG	PF-FO	AST	TO	BLK	STL	PTS	AVG
Fresh.	31/0	21-52	.404	14-35	.400	6-9	.667	28	0.9	14-0	28	11	3	7	62	2.0
Soph.	31/1	32-57	.561	0-1	.000	9-16	.563	51	1.7	20-0	9	15	14	10	73	2.4
Junior	31/30	88-151	.583	0-7	.000	42-61	.689	165	5.3	76-1	36	26	42	16	218	7.0
Senior	5-0	2-2	1.000	0-0	.000	0-0	.000	6	1.2	5-0	1	1	2	0	4	0.8
TOTAL	97/31	173-301	.575	0-9	.000	68-99	.687	287	3.0	138-1	54	57	72	29	414	4.3



2023-24 IOWA MEN'S BASKETBALL



#10 JOVONE CATER

G • 6-2 • 180 • Sr.
Far Rockaway, N.Y.
Holy Cross

Opponent	Date	GS	MIN	Total		3-Pointers		Free throws		Rebounds				PF	A	TO	BLK	STL	PTS	AVG
				FG-FGA	PCT	3FG-3FGA	PCT	FT-FTA	PCT	OFF	DEF	TOT	AVG							
North Dakota	11/07/2023		01:57	0-0	.000	0-0	.000	0-0	.000	0	0	0	0.0	0	0	0	0	0	0	0.0
Alabama St.	11/10/2023		01:43	0-1	.000	0-0	.000	0-0	.000	0	1	1	0.5	1	0	0	0	0	0	0.0
Totals		0	03:40	0-1	.000	0-0	.000	0-0	.000	0	1	1	0.5	1	0	0	0	0	0	0.0

SEASON HIGHS

Points _____ --
FGM _____ --
FGA _____ 1 vs. Alabama State, 11/10/23
3-PT FGM _____ --
3-PT FGA _____ --
FTM _____ --
FTA _____ --
REB _____ 1 vs. Alabama State, 11/10/23
AST _____ --
STL _____ --
BLK _____ --
MIN _____ 1, 2X, last vs. Alabama State, 11/10/23

CAREER HIGHS

Points _____ --
FGM _____ --
FGA _____ 1 vs. Alabama State, 11/10/23
3-PT FGM _____ --
3-PT FGA _____ --
FTM _____ --
FTA _____ --
REB _____ 1 vs. Alabama State, 11/10/23
AST _____ --
STL _____ --
BLK _____ --
MIN _____ 1, 2X, last vs. Alabama State, 11/10/23

CAREER STATISTICS

YEAR	G/GS	FG-A	PCT	3-PT	PCT	FT-A	PCT	REB	AVG	PF-FO	AST	TO	BLK	STL	PTS	AVG
Sr.	2-0	0-1	.000	0-0	.000	0-0	.000	1	0.5	1-0	0	0	0	0	0	0.0



#13 LADJI DEMBELE

F • 6-8 • 250 • Fr.
Newark, N.J.
St. Benedict's Prep

Opponent	Date	GS	MIN	Total		3-Pointers		Free throws		Rebounds				PF	A	TO	BLK	STL	PTS	AVG
				FG-FGA	PCT	3FG-3FGA	PCT	FT-FTA	PCT	OFF	DEF	TOT	AVG							
North Dakota	11/07/2023		15:18	3-5	.600	2-3	.667	0-0	.000	0	1	1	1.0	1	0	0	0	1	8	8.0
Alabama St.	11/10/2023		14:17	1-2	.500	0-1	.000	0-2	.000	1	3	4	2.5	2	0	1	0	1	2	5.0
at Creighton	11/14/2023		13:59	3-4	.750	2-2	1.000	0-0	.000	0	2	2	2.3	1	2	0	0	0	8	6.0
Arkansas St.	11/17/2023		08:21	0-0	.000	0-0	.000	0-0	.000	0	1	1	2.0	0	1	0	0	1	0	4.5
vs Oklahoma	11/23/2023		11:36	0-1	.000	0-1	.000	2-2	1.000	1	2	3	2.2	1	1	3	1	0	2	4.0
vs Seton Hall	11/24/2023		13:18	1-3	.333	0-1	.000	0-0	.000	0	3	3	2.3	2	0	0	0	0	2	3.7
North Florida	11/29/2023		13:36	0-2	.000	0-0	.000	1-2	.500	0	1	1	2.1	3	1	2	0	0	1	3.3
at Purdue	12/04/2023		10:15	0-2	.000	0-1	.000	0-0	.000	1	0	1	2.0	1	0	1	0	0	0	2.9
at Iowa St.	12/07/2023		13:29	0-3	.000	0-2	.000	0-0	.000	0	1	1	1.9	0	0	0	0	1	0	2.6
Michigan	12/10/2023		11:51	1-4	.250	0-1	.000	0-0	.000	2	1	3	2.0	4	1	1	0	1	2	2.5
Totals		0	125:60	9-26	.346	4-12	.333	3-6	.500	5	15	20	2.0	15	6	8	1	5	25	2.5

SEASON HIGHS

Points _____ 8, 2X, last vs. Creighton, 11/14/23
FGM _____ 3, 2X, last vs. Creighton, 11/14/23
FGA _____ 5 vs. North Dakota, 11/7/23
3-PT FGM _____ 2, 2X, last vs. Creighton, 11/14/23
3-PT FGA _____ 3 vs. North Dakota, 11/7/23
FTM _____ 2 vs. Oklahoma, 11/23/23
FTA _____ 2, 3X, last vs. North Florida, 11/29/23
REB _____ 7 vs. Creighton, 11/14/23
AST _____ 2 vs. Creighton, 11/14/23
STL _____ 1, 5X, last vs. Michigan, 12/10/23
BLK _____ 1 vs. Oklahoma, 11/23/23
MIN _____ 15 vs. North Dakota, 11/7/23

CAREER HIGHS

Points _____ 8, 2X, last vs. Creighton, 11/14/23
FGM _____ 3, 2X, last vs. Creighton, 11/14/23
FGA _____ 5 vs. North Dakota, 11/7/23
3-PT FGM _____ 2, 2X, last vs. Creighton, 11/14/23
3-PT FGA _____ 3 vs. North Dakota, 11/7/23
FTM _____ 2 vs. Oklahoma, 11/23/23
FTA _____ 2, 3X, last vs. North Florida, 11/29/23
REB _____ 7 vs. Creighton, 11/14/23
AST _____ 2 vs. Creighton, 11/14/23
STL _____ 1, 5X, last vs. Michigan, 12/10/23
BLK _____ 1 vs. Oklahoma, 11/23/23
MIN _____ 15 vs. North Dakota, 11/7/23

CAREER STATISTICS

YEAR	G/GS	FG-A	PCT	3-PT	PCT	FT-A	PCT	REB	AVG	PF-FO	AST	TO	BLK	STL	PTS	AVG
Fresh.	10/0	9-26	.346	4-12	.333	3-6	.500	20	2.0	15-0	6	8	1	5	25	2.5

2023-24 IOWA MEN'S BASKETBALL



#4 JOSH DIX
G • 6-5 • 200 • Soph.
Council Bluffs, Iowa
Council Bluffs High School

SEASON HIGHS

Points _____ 10 vs. Arkansas State, 11/17/23
FGM _____ 3, 3X, last vs. North Florida, 11/29/23
FGA _____ 5 vs. Michigan, 12/10/23
3-PT FGM _____ 1, 6X, last at Iowa State, 12/7/23
3-PT FGA _____ 4 vs. Michigan, 12/10/23
FTM _____ 5 vs. Arkansas State, 11/17/23
FTA _____ 6 vs. Arkansas State, 11/17/23
REB _____ 5 vs. Arkansas State, 11/17/23
AST _____ 4 vs. North Florida, 11/29/23
STL _____ 1, 3X, last at Iowa State, 12/7/23
BLK _____ 1, 2X, last vs. North Florida, 11/29/23
MIN _____ 21 vs. North Dakota, 11/7/23

CAREER HIGHS

Points _____ 10, 2X, last vs. Arkansas State, 11/17/23
FGM _____ 3, 6X, last vs. North Florida, 11/29/23
FGA _____ 8 vs. Bethune-Cookman, 11/7/22
3-PT FGM _____ 3 vs. Omaha, 11/21/22
3-PT FGA _____ 5 vs. Bethune-Cookman, 11/7/22
FTM _____ 5 vs. Arkansas State, 11/17/23
FTA _____ 6 vs. Arkansas State, 11/17/23
REB _____ 5, 2X, last vs. Arkansas State, 11/17/23
AST _____ 5, 2X, last vs. Maryland, 1/15/23
STL _____ 1, 10X, last at Iowa State, 12/7/23
BLK _____ 1, 11X, last vs. North Florida, 11/29/23
MIN _____ 31 vs. Michigan, 1/12/23

Opponent	Date	GS	MIN	Total		3-Pointers		Free throws		Rebounds				PF	A	TO	BLK	STL	PTS	AVG
				FG-FGA	PCT	3FG-3FGA	PCT	FT-FTA	PCT	OFF	DEF	TOT	AVG							
North Dakota	11/07/2023		21:09	2-3	.667	0-0	.000	0-0	.000	0	2	2	2.0	2	1	0	0	1	4	4.0
Alabama St.	11/10/2023		17:30	3-4	.750	1-2	.500	0-0	.000	1	2	3	2.5	0	3	0	0	1	7	5.5
at Creighton	11/14/2023		18:00	0-1	.000	0-0	.000	0-0	.000	0	3	3	2.7	1	2	1	0	0	0	3.7
Arkansas St.	11/17/2023		18:48	2-2	1.000	1-1	1.000	5-6	.833	1	4	5	3.3	1	0	0	1	0	10	5.3
vs Oklahoma	11/23/2023		15:51	1-3	.333	1-2	.500	0-0	.000	0	0	0	2.6	0	1	0	0	0	3	4.8
vs Seton Hall	11/24/2023		20:21	3-4	.750	1-1	1.000	2-2	1.000	0	3	3	2.7	2	1	0	0	1	9	5.5
North Florida	11/29/2023		16:47	3-4	.750	1-2	.500	0-0	.000	0	3	3	2.7	0	4	1	1	0	7	5.7
at Purdue	12/04/2023		12:32	1-3	.333	0-2	.000	0-0	.000	0	2	2	2.6	2	1	0	0	0	2	5.3
at Iowa St.	12/07/2023	*	11:52	2-3	.667	1-2	.500	0-0	.000	0	0	0	2.3	2	2	2	0	1	5	5.2
Michigan	12/10/2023		15:11	1-5	.200	0-4	.000	0-0	.000	0	1	1	2.2	0	1	1	0	0	2	4.9
Totals			1 168:01	18-32	.563	6-16	.375	7-8	.875	2	20	22	2.2	10	16	5	2	4	49	4.9

CAREER STATISTICS

YEAR	G/GS	FG-A	PCT	3-PT	PCT	FT-A	PCT	REB	AVG	PF-FO	AST	TO	BLK	STL	PTS	AVG
Fresh.	31/0	21-52	.404	14-35	.400	6-9	.667	28	0.9	14-0	28	11	3	7	62	2.0
Soph.	10/1	18-32	.563	6-16	.375	7-8	.875	22	2.2	10-0	16	5	2	4	49	4.9
TOTALS	41/1	39-84	.464	20-51	.392	13-17	.765	50	1.2	24-0	44	16	5	11	111	2.7



#32 OWEN FREEMAN
F • 6-10 • 230 • Fr.
Moline, Ill.
Moline High School

SEASON HIGHS

Points _____ 14 vs. North Dakota, 11/7/23
FGM _____ 7 vs. North Dakota, 11/7/23
FGA _____ 10 vs. Oklahoma, 11/23/23
3-PT FGM _____ --
3-PT FGA _____ 1, 2X, last vs. Alabama State, 11/10/23
FTM _____ 6 vs. Alabama State, 11/10/23
FTA _____ 9 vs. Alabama State, 11/10/23
REB _____ 8 at Iowa State, 12/7/23
AST _____ 2 at Purdue, 12/4/23
STL _____ 3 vs. North Florida, 11/29/23
BLK _____ 5 vs. North Florida, 11/29/23
MIN _____ 20 at Purdue, 12/4/23

CAREER HIGHS

Points _____ 14 vs. North Dakota, 11/7/23
FGM _____ 7 vs. North Dakota, 11/7/23
FGA _____ 10 vs. Oklahoma, 11/23/23
3-PT FGM _____ --
3-PT FGA _____ 1, 2X, last vs. Alabama State, 11/10/23
FTM _____ 6 vs. Alabama State, 11/10/23
FTA _____ 9 vs. Alabama State, 11/10/23
REB _____ 8 at Iowa State, 12/7/23
AST _____ 2 at Purdue, 12/4/23
STL _____ 3 vs. North Florida, 11/29/23
BLK _____ 5 vs. North Florida, 11/29/23
MIN _____ 20 at Purdue, 12/4/23

Opponent	Date	GS	MIN	Total		3-Pointers		Free throws		Rebounds				PF	A	TO	BLK	STL	PTS	AVG	
				FG-FGA	PCT	3FG-3FGA	PCT	FT-FTA	PCT	OFF	DEF	TOT	AVG								
North Dakota	11/07/2023		15:01	7-8	.875	0-1	.000	0-0	.000	1	2	3	3.0	4	1	1	0	2	14	14.0	
Alabama St.	11/10/2023		11:51	1-4	.250	0-1	.000	6-9	.667	3	0	3	3.0	1	0	1	1	0	8	11.0	
at Creighton	11/14/2023		13:51	4-7	.571	0-0	.000	0-1	.000	1	0	1	2.3	3	0	0	3	0	8	10.0	
Arkansas St.	11/17/2023		09:02	2-4	.500	0-0	.000	3-7	.429	0	3	3	2.5	3	0	1	2	0	7	9.3	
vs Oklahoma	11/23/2023		19:26	5-10	.500	0-0	.000	3-3	1.000	3	4	7	3.4	3	0	2	3	1	13	10.0	
vs Seton Hall	11/24/2023		14:51	3-4	.750	0-0	.000	0-0	.000	2	1	3	3.3	1	1	3	1	1	6	9.3	
North Florida	11/29/2023		18:53	6-8	.750	0-0	.000	4-4	1.000	3	2	5	3.6	1	1	0	5	3	16	10.3	
at Purdue	12/04/2023		20:47	2-5	.400	0-0	.000	2-2	1.000	3	1	4	3.6	2	2	0	1	2	6	9.8	
at Iowa St.	12/07/2023		19:02	5-6	.833	0-0	.000	1-2	.500	4	4	8	4.1	3	0	4	3	1	11	9.9	
Michigan	12/10/2023	*	17:50	1-1	1.000	0-0	.000	3-4	.750	1	3	4	4.1	3	0	0	1	2	5	9.4	
Totals			1	160:34	36-57	.632	0-2	.000	22-32	.688	21	20	41	4.1	24	5	12	20	12	94	9.4

CAREER STATISTICS

YEAR	G/GS	FG-A	PCT	3-PT	PCT	FT-A	PCT	REB	AVG	PF-FO	AST	TO	BLK	STL	PTS	AVG
Fresh.	10/1	36-57	.632	0-2	.000	22-32	.688	41	4.1	24-0	5	12	20	12	94	9.4

2023-24 IOWA MEN'S BASKETBALL



#2 BROCK HARDING
G • 6-0 • 162 • Fr.
Moline, Ill.
Moline High School

SEASON HIGHS

Points 7 at Purdue, 12/4/23
FGM 3, 2X, last vs. Michigan, 12/10/23
FGA 7 at Purdue, 12/4/23
3-PT FGM 2 vs. Oklahoma, 11/23/23
3-PT FGA 4 at Iowa State, 12/7/23
FTM 2 at Iowa State, 12/7/23
FTA 2, 2X, last at Iowa State, 12/7/23
REB 2, 2X, last at Iowa State, 12/7/23
AST 7, 2X, last vs. Alabama State, 11/10/23
STL 2, 2X, last at Iowa State, 12/7/23
BLK --
MIN 22 at Iowa State, 12/7/23

CAREER HIGHS

Points 7 at Purdue, 12/4/23
FGM 3, 2X, last vs. Michigan, 12/10/23
FGA 7 at Purdue, 12/4/23
3-PT FGM 2 vs. Oklahoma, 11/23/23
3-PT FGA 4 at Iowa State, 12/7/23
FTM 2 at Iowa State, 12/7/23
FTA 2, 2X, last at Iowa State, 12/7/23
REB 2, 2X, last at Iowa State, 12/7/23
AST 7, 2X, last vs. Alabama State, 11/10/23
STL 2, 2X, last at Iowa State, 12/7/23
BLK --
MIN 22 at Iowa State, 12/7/23

Opponent	Date	GS	MIN	Total		3-Pointers		Free throws		Rebounds				PF	A	TO	BLK	STL	PTS	AVG
				FG-FGA	PCT	3FG-3FGA	PCT	FT-FTA	PCT	OFF	DEF	TOT	AVG							
North Dakota	11/07/2023		10:39	2-4	.500	1-1	1.000	1-1	1.000	1	0	1	1.0	0	7	3	0	0	6	6.0
Alabama St.	11/10/2023		14:58	2-6	.333	1-2	.500	0-0	.000	0	0	0	0.5	2	7	2	0	2	5	5.5
at Creighton	11/14/2023		08:02	0-2	.000	0-0	.000	0-0	.000	0	0	0	0.3	0	3	1	0	0	0	3.7
Arkansas St.	11/17/2023		06:30	0-1	.000	0-0	.000	1-2	.500	0	0	0	0.3	0	0	1	0	1	1	3.0
vs Oklahoma	11/23/2023		15:22	2-4	.500	2-3	.667	0-0	.000	0	2	2	0.6	1	2	0	0	1	6	3.6
vs Seton Hall	11/24/2023		08:49	0-3	.000	0-2	.000	0-0	.000	0	1	1	0.7	1	1	1	0	1	0	3.0
North Florida	11/29/2023		10:34	0-2	.000	0-0	.000	0-0	.000	0	1	1	0.7	0	2	0	0	0	0	2.6
at Purdue	12/04/2023		14:08	3-7	.429	1-1	1.000	0-0	.000	0	0	0	0.6	0	1	0	0	1	7	3.1
at Iowa St.	12/07/2023		22:37	1-6	.167	1-4	.250	2-2	1.000	0	2	2	0.8	4	3	3	0	2	5	3.3
Michigan	12/10/2023		12:29	3-4	.750	0-1	.000	0-0	.000	0	0	0	0.7	0	0	1	0	1	6	3.6
Totals		0	124:08	13-39	.333	6-14	.429	4-5	.800	1	6	7	0.7	8	26	12	0	9	36	3.6

CAREER STATISTICS

YEAR	G/GS	FG-A	PCT	3-PT	PCT	FT-A	PCT	REB	AVG	PF-FO	AST	TO	BLK	STL	PTS	AVG
Fresh.	10/0	13-39	.333	6-14	.429	4-5	.800	7	0.7	8-0	26	12	0	9	36	3.6



#1 SPENCER HUTCHISON
G • 6-4 • 202 • RS Fr.
Dallas, Texas
The Episcopal School of Dallas

SEASON HIGHS

Points --
FGM --
FGA --
3-PT FGM --
3-PT FGA --
FTM --
FTA --
REB 1 vs. North Dakota, 11/7/23
AST 1 vs. North Dakota, 11/7/23
STL --
BLK --
MIN 1 vs. North Dakota, 11/7/23

CAREER HIGHS

Points --
FGM --
FGA --
3-PT FGM --
3-PT FGA --
FTM --
FTA --
REB 1 vs. North Dakota, 11/7/23
AST 1 vs. North Dakota, 11/7/23
STL --
BLK --
MIN 1 vs. North Dakota, 11/7/23

Opponent	Date	GS	MIN	Total		3-Pointers		Free throws		Rebounds				PF	A	TO	BLK	STL	PTS	AVG
				FG-FGA	PCT	3FG-3FGA	PCT	FT-FTA	PCT	OFF	DEF	TOT	AVG							
North Dakota	11/07/2023		01:57	0-0	.000	0-0	.000	0-0	.000	0	1	1	1.0	0	1	0	0	0	0	0.0
Totals		0	01:57	0-0	.000	0-0	.000	0-0	.000	0	1	1	1.0	0	1	0	0	0	0	0.0

CAREER STATISTICS

YEAR	G/GS	FG-A	PCT	3-PT	PCT	FT-A	PCT	REB	AVG	PF-FO	AST	TO	BLK	STL	PTS	AVG
RS Fresh.	1/0	0-0	.000	0-0	.000	0-0	.000	1	1.0	0-0	1	0	0	0	0	0.0



2023-24 IOWA MEN'S BASKETBALL



#14 CARTER KINGSBURY
G • 6-4 • 225 • RS So.
Ponca, Neb.
Brewster Academy
(N.H.)

Opponent	Date	GS	MIN	Total		3-Pointers		Free throws		Rebounds				PF	A	TO	BLK	STL	PTS	AVG
				FG-FGA	PCT	3FG-3FGA	PCT	FT-FTA	PCT	OFF	DEF	TOT	AVG							
North Dakota	11/07/2023	*	01:57	1-1	1.000	1-1	1.000	0-0	.000	0	2	2	2.0	0	0	0	0	0	3	3.0
Alabama St.	11/10/2023		02:45	1-1	1.000	0-0	.000	0-0	.000	1	0	1	1.5	0	0	0	0	0	2	2.5
North Florida	11/29/2023		00:52	0-0	.000	0-0	.000	0-0	.000	0	1	1	1.3	0	0	0	0	0	0	1.7
Totals		0	05:34	2-2	1.000	1-1	1.000	0-0	.000	1	3	4	1.3	0	0	0	0	0	5	1.7

SEASON HIGHS

Points _____ 3 vs. North Dakota, 11/7/23
FGM _____ 1, 2X, last vs. Alabama State, 11/10/23
FGA _____ 1, 2X, last vs. Alabama State, 11/10/23
3-PT FGM _____ 1 vs. North Dakota, 11/7/23
3-PT FGA _____ 1 vs. North Dakota, 11/7/23
FTM _____ --
FTA _____ --
REB _____ 2 vs. North Dakota, 11/7/23
AST _____ --
STL _____ --
BLK _____ --
MIN _____ 2 vs. Alabama State, 11/10/23

CAREER HIGHS

Points _____ 4 vs. North Carolina A&T, 11/11/22
FGM _____ 1, 4X, last vs. Alabama State, 11/10/23
FGA _____ 3 vs. North Carolina A&T, 11/11/22
3-PT FGM _____ 1, 3X, last vs. North Dakota, 11/7/23
3-PT FGA _____ 1, 3X vs. North Dakota, 11/7/23
FTM _____ 1 vs. North Carolina A&T, 11/11/22
FTA _____ 2 vs. North Carolina A&T, 11/11/22
REB _____ 2, 3X, last vs. North Dakota, 11/7/23
AST _____ 1, 4X, last at Indiana, 2/28/23
STL _____ 1 vs. Omaha, 11/21/22
BLK _____ --
MIN _____ 10 vs. Wisconsin (12/11/22)

CAREER STATISTICS

YEAR	G/GS	FG-A	PCT	3-PT	PCT	FT-A	PCT	REB	AVG	PF-FO	AST	TO	BLK	STL	PTS	AVG
Fresh.	8/0	2-5	.400	2-2	1.000	1-2	.500	6	0.8	0-0	4	1	0	1	7	0.9
Soph.	3/0	2-2	1.000	1-1	.000	0-0	.000	4	1.3	0-0	0	0	0	0	5	1.7
TOTALS	11/0	4-7	.571	3-3	1.000	1-2	.500	10	0.9	0-0	4	1	0	1	12	1.1



#23 BEN KRIKKE
F • 6-9 • 245 • Graduate
Edmonton, Alberta, Canada
Jasper Place High School
Valparaiso

Opponent	Date	GS	MIN	Total		3-Pointers		Free throws		Rebounds				PF	A	TO	BLK	STL	PTS	AVG
				FG-FGA	PCT	3FG-3FGA	PCT	FT-FTA	PCT	OFF	DEF	TOT	AVG							
North Dakota	11/07/2023	*	23:02	8-13	.615	1-1	1.000	1-1	1.000	4	2	6	6.0	2	1	0	0	1	18	18.0
Alabama St.	11/10/2023	*	22:18	5-10	.500	0-0	.000	3-8	.375	3	3	6	6.0	3	2	0	0	2	13	15.5
at Creighton	11/14/2023	*	30:46	11-18	.611	0-0	.000	2-2	1.000	4	1	5	5.7	2	1	3	0	1	24	18.3
Arkansas St.	11/17/2023	*	33:05	10-14	.714	0-1	.000	5-8	.625	1	8	9	6.5	3	2	3	3	4	25	20.0
vs Oklahoma	11/23/2023	*	28:24	4-9	.444	0-0	.000	3-3	1.000	1	2	3	5.8	3	1	1	0	0	11	18.2
vs Seton Hall	11/24/2023	*	31:48	8-10	.800	0-0	.000	3-4	.750	0	1	1	5.0	3	5	1	0	0	19	18.3
North Florida	11/29/2023	*	29:39	5-9	.556	0-0	.000	11-11	1.000	1	1	2	4.6	3	0	2	0	1	21	18.7
at Purdue	12/04/2023	*	30:47	7-13	.538	0-1	.000	2-4	.500	3	4	7	4.9	4	1	3	0	1	16	18.4
at Iowa St.	12/07/2023	*	27:47	4-8	.500	0-1	.000	0-0	.000	1	2	3	4.7	1	0	1	0	0	8	17.2
Michigan	12/10/2023	*	35:05	8-15	.533	0-1	.000	8-11	.727	2	6	8	5.0	2	1	0	0	0	24	17.9
Totals		10	292:41	70-119	.588	1-5	.200	38-52	.731	20	30	50	5.0	26	14	14	3	10	179	17.9

SEASON HIGHS

Points _____ 25 vs. Arkansas State, 11/17/23
FGM _____ 11 vs. Creighton, 11/14/23
FGA _____ 18 vs. Creighton, 11/14/23
3-PT FGM _____ 1 vs. North Dakota, 11/7/23
3-PT FGA _____ 1, 5X, last vs. Michigan, 12/10/23
FTM _____ 8 vs. Michigan, 12/10/23
FTA _____ 11 vs. Michigan, 12/10/23
REB _____ 9 vs. Arkansas State, 11/17/23
AST _____ 5 vs. Seton Hall, 11/24/23
STL _____ 4 vs. Arkansas State, 11/17/23
BLK _____ 3 vs. Arkansas State, 11/17/23
MIN _____ 35 vs. Michigan, 12/10/23

CAREER HIGHS

Points _____ 34 at UIC, 2/19/23
FGM _____ 14 at UIC, 2/19/23
FGA _____ 24 vs. Western Michigan, 11/13/22
3-PT FGM _____ 3, 2X, last vs. Incarnate Word, 11/19/22
3-PT FGA _____ 6 vs. Drake, 2/4/23
FTM _____ 11 vs. Drake, 2/4/23
FTA _____ 12 vs. Drake, 2/4/23
REB _____ 15 at Illinois State, 1/24/21
AST _____ 6, 2X, last vs. Illinois State, 2/11/23
STL _____ 4 vs. Arkansas State, 11/17/23
BLK _____ 5 vs. Southern Illinois, 2/14/23
MIN _____ 45 at Missouri State, 2/1/23

CAREER STATISTICS

YEAR	G/GS	FG-A	PCT	3-PT	PCT	FT-A	PCT	REB	AVG	PF-FO	AST	TO	BLK	STL	PTS	AVG
Fresh.	33/1	82-149	.550	14-41	.342	42-53	.793	95	2.9	47-0	22	27	15	15	220	6.7
Soph.	28/28	140-270	.519	8-30	.267	55-69	.797	118	4.2	65-1	27	35	23	16	343	12.3
Junior	29/29	166-308	.539	4-27	.148	75-89	.843	130	4.5	70-1	45	44	23	23	411	14.2
Senior	32/32	244-442	.552	17-61	.279	117-147	.796	189	5.9	74-4	67	71	28	17	622	19.4
Grad.	10/10	70-119	.588	1-5	.200	38-52	.731	50	5.0	26-0	14	14	3	10	179	17.9
TOTALS	132/100	702-1288	.545	44-164	.268	327-410	.798	582	4.4	282-6	175	191	92	81	1775	13.4



2023-24 IOWA MEN'S BASKETBALL



#25 **LUC LAKETA**
G • 6-5 • 185 • Jr.
Concord, Michigan
Hanover Horton High
School
Winchendon (Mass.)

Opponent	Date	GS	MIN	Total		3-Pointers		Free throws		Rebounds				PF	A	TO	BLK	STL	PTS	AVG
				FG-FGA	PCT	3FG-3FGA	PCT	FT-FTA	PCT	OFF	DEF	TOT	AVG							
North Dakota	11/07/2023		01:57	0-0	.000	0-0	.000	0-0	.000	0	0	0	0.0	1	1	0	0	0	0	0.0
Alabama St.	11/10/2023		01:43	0-0	.000	0-0	.000	0-0	.000	0	0	0	0.0	0	0	0	0	0	0	0.0
Totals		0	03:40	0-0	.000	0-0	.000	0-0	.000	0	0	0	0.0	1	1	0	0	0	0	0.0

SEASON HIGHS

Points _____ --
FGM _____ --
FGA _____ --
3-PT FGM _____ --
3-PT FGA _____ --
FTM _____ --
FTA _____ --
REB _____ --
AST _____ 1 vs. North Dakota, 11/7/23
STL _____ --
BLK _____ --
MIN _____ 1 vs. North Dakota, 11/7/23

CAREER HIGHS

Points _____ 3, 4X, last vs. SE Missouri St., 12/17/22
FGM _____ 1, 4X, last vs. SE Missouri St., 12/17/22
FGA _____ 1, 9X, last vs. SE Missouri St., 12/17/22
3-PT FGM _____ 1, 4X, last vs. SE Missouri St., 12/17/22
3-PT FGA _____ 1, 8X, last vs. SE Missouri St., 12/17/22
FTM _____ 1 vs. Bethune-Cookman, 11/7/22
FTA _____ 2 vs. Bethune-Cookman, 11/7/22
REB _____ 2 vs. SE Missouri St., 12/17/22
AST _____ 1, 2X, last vs. North Dakota, 11/7/23
STL _____ 1, 2X, last vs. Michigan State, 2/22/22
BLK _____ --
MIN _____ 6 vs. Western Michigan, 11/22/21

CAREER STATISTICS

YEAR	G/GS	FG-A	PCT	3-PT	PCT	FT-A	PCT	REB	AVG	PF-FO	AST	TO	BLK	STL	PTS	AVG
Fresh.	12/0	3-6	.500	3-5	.600	0-0	.000	2	0.2	1-0	1	3	0	2	9	0.8
Soph.	4/0	1-3	.333	1-3	.333	1-2	.500	4	1.0	2-0	0	0	0	0	4	1.0
Junior	2/0	0-0	.000	0-0	.000	0-0	.000	0	0.0	1-0	1	0	0	0	0	0.0
TOTALS	18/0	4-9	.444	4-8	.500	1-2	.500	6	0.43	4-0	2	3	0	2	13	0.7



#22 **PATRICK McCAFFERY**
F • 6-9 • 212 • RS Sr.
Iowa City, Iowa
Iowa City West
High School

Opponent	Date	GS	MIN	Total		3-Pointers		Free throws		Rebounds				PF	A	TO	BLK	STL	PTS	AVG
				FG-FGA	PCT	3FG-3FGA	PCT	FT-FTA	PCT	OFF	DEF	TOT	AVG							
North Dakota	11/07/2023	*	22:45	2-4	.500	1-3	.333	6-7	.857	0	5	5	5.0	1	2	1	1	1	11	11.0
Alabama St.	11/10/2023	*	26:12	7-12	.583	2-5	.400	6-6	1.000	0	3	3	4.0	0	1	0	0	0	22	16.5
at Creighton	11/14/2023	*	29:51	5-8	.625	0-1	.000	3-5	.600	0	2	2	3.3	2	3	0	2	2	13	15.3
Arkansas St.	11/17/2023	*	30:29	3-8	.375	1-3	.333	3-5	.600	1	3	4	3.5	0	2	0	0	0	10	14.0
vs Oklahoma	11/23/2023	*	23:30	1-7	.143	0-3	.000	0-0	.000	0	3	3	3.4	0	0	1	0	0	2	11.6
vs Seton Hall	11/24/2023	*	27:19	4-7	.571	1-2	.500	1-1	1.000	0	6	6	3.8	0	2	1	0	0	10	11.3
North Florida	11/29/2023	*	28:58	7-13	.538	2-2	1.000	0-0	.000	0	5	5	4.0	0	1	3	0	1	16	12.0
at Purdue	12/04/2023	*	28:30	1-5	.200	0-2	.000	6-8	.750	0	5	5	4.1	0	2	1	0	1	8	11.5
at Iowa St.	12/07/2023	*	16:50	0-3	.000	0-2	.000	0-0	.000	0	1	1	3.8	0	0	0	0	0	0	10.2
Michigan	12/10/2023	*	24:49	4-12	.333	2-5	.400	0-0	.000	0	2	2	3.6	0	0	0	1	0	10	10.2
Totals		10	259:13	34-79	.430	9-28	.321	25-32	.781	1	35	36	3.6	3	13	7	4	5	102	10.2

SEASON HIGHS

Points _____ 22 vs. Alabama State, 11/10/23
FGM _____ 7 vs. Alabama State, 11/10/23
FGA _____ 13 vs. North Florida, 11/29/23
3-PT FGM _____ 2, 3X, last vs. Michigan, 12/10/23
3-PT FGA _____ 5, 2X, last vs. Michigan, 12/10/23
FTM _____ 6, 3X, last at Purdue, 12/4/23
FTA _____ 8 at Purdue, 12/4/23
REB _____ 6 vs. Seton Hall, 11/24/23
AST _____ 3 vs. Creighton, 11/14/23
STL _____ 2 vs. Creighton, 12/4/23
BLK _____ 2 vs. Creighton, 11/14/23
MIN _____ 30 vs. Arkansas State, 11/17/23

CAREER HIGHS


Points _____ 24 vs. Wisconsin, 12/11/22
FGM _____ 8, 4X, last vs. Wisconsin, 12/11/22
FGA _____ 17 vs. Richmond, 3/17/22
3-PT FGM _____ 6 vs. Nebraska, 3/5/23
3-PT FGA _____ 10 vs. Nebraska, 3/5/23
FTM _____ 7, 2X, last vs. Omaha, 11/21/22
FTA _____ 10 at Purdue, 12/3/21
REB _____ 13 vs. Eastern Illinois, 12/21/22
AST _____ 4, 4X, last vs. Eastern Illinois, 12/21/22
STL _____ 5 at Purdue, 2/9/23
BLK _____ 2, 5X, last vs. Creighton, 11/14/23
MIN _____ 37 at Penn State, 1/31/22

CAREER STATISTICS

YEAR	G/GS	FG-A	PCT	3-PT	PCT	FT-A	PCT	REB	AVG	PF-FO	AST	TO	BLK	STL	PTS	AVG
Fresh.	2/0	3-10	.300	0-4	.000	0-0	.000	5	2.5	2-0	1	0	0	1	6	3.0
RS-Fresh.	31/0	60-137	.438	13-43	.302	29-41	.707	83	2.7	20-0	28	13	12	11	162	5.2
Soph.	32/32	124-294	.422	33-100	.330	55-77	.714	114	3.6	23-0	50	21	15	19	336	10.5
Junior	27/14	88-215	.409	35-102	.343	54-70	.771	94	3.5	23-0	28	28	10	22	265	9.8
Senior	10/10	34-79	.430	9-28	.321	25-32	.781	36	3.6	3-0	13	7	4	5	102	10.2
TOTALS	102/56	309-735	.420	90-277	.325	163-220	.741	332	3.3	71-0	120	69	41	58	871	8.5



2023-24 IOWA MEN'S BASKETBALL



#44 RILEY MULVEY
F • 6-11 • 245 • Jr.
Rotterdam, New York
St. Thomas More
High School

SEASON HIGHS

Points _____ --
FGM _____ --
FGA _____ --
3-PT FGM _____ --
3-PT FGA _____ --
FTM _____ --
FTA _____ --
REB _____ --
AST _____ --
STL _____ --
BLK _____ --
MIN _____ --

CAREER HIGHS

Points _____ 8 vs. Western Michigan, 11/22/21
FGM _____ 3 vs. Western Michigan, 11/22/21
FGA _____ 5, 2X, last vs. North Carolina A&T, 11/11/22
3-PT FGM _____ --
3-PT FGA _____ 1, 3X, last vs. North Carolina A&T, 11/11/22
FTM _____ 2, 2X, last vs. Western Michigan, 11/22/21
FTA _____ 2, 2X, last vs. Western Michigan, 11/22/21
REB _____ 5 vs. Alabama State, 11/18/21
AST _____ 1, 3X, last vs. Omaha, 11/21/22
STL _____ 1 vs. Michigan, 1/12/23
BLK _____ 3 vs. Northwestern, 3/10/22
MIN _____ 13, 2X, last vs. Michigan, 1/12/23

CAREER STATISTICS

YEAR	G/GS	FG-A	PCT	3-PT	PCT	FT-A	PCT	REB	AVG	PF-FO	AST	TO	BLK	STL	PTS	AVG
Fresh.	17/0	6-12	.500	0-2	.000	4-4	1.000	15	0.9	12-0	2	4	5	0	16	0.9
Soph.	12/0	5-10	.500	0-1	.000	1-2	.500	11	0.9	2-0	2	1	5	1	11	0.9
Junior	-	-	-	-	-	-	-	-	-	-	-	-	-	-	-	-
TOTALS	29/0	11-22	.500	0-3	.000	5-6	.833	26	0.9	14-0	4	5	10	1	27	0.9



#11 TONY PERKINS
G • 6-4 • 205 • Sr.
Indianapolis, Ind.
Lawrence North
High School

SEASON HIGHS

Points _____ 21 vs. North Florida, 11/29/23
FGM _____ 8 vs. North Florida, 11/29/23
FGA _____ 14 at Purdue, 12/4/23
3-PT FGM _____ 2, 2X, last vs. North Florida, 11/29/23
3-PT FGA _____ 4 vs. Oklahoma, 11/23/23
FTM _____ 8 vs. Michigan, 12/10/23
FTA _____ 8 vs. Michigan, 12/10/23
REB _____ 6, 5X, last at Purdue, 12/4/23
AST _____ 5 vs. Seton Hall, 11/24/23
STL _____ 4 vs. Michigan, 12/10/23
BLK _____ 2 vs. Arkansas State, 11/17/23
MIN _____ 32 vs. Arkansas State, 11/17/23

CAREER HIGHS

Points _____ 32 vs. Illinois, 2/4/23
FGM _____ 11 vs. Ohio State, 2/16/23
FGA _____ 16 vs. Ohio State, 2/16/23
3-PT FGM _____ 4 vs. Michigan State, 2/25/23
3-PT FGA _____ 5, 3X, last vs. Michigan State, 2/25/23
FTM _____ 15 vs. Illinois, 2/4/23
FTA _____ 16 vs. Illinois, 2/4/23
REB _____ 12 at Illinois, 3/6/22
AST _____ 8 at Indiana, 2/28/23
STL _____ 5 vs. Northwestern, 2/28/22
BLK _____ 2, 4X, last vs. Arkansas State, 11/17/23
MIN _____ 44 vs. Wisconsin, 12/11/22

Opponent	Date	GS	MIN	Total		3-Pointers		Free throws		Rebounds				PF	A	TO	BLK	STL	PTS	AVG	
				FG-FGA	PCT	3FG-3FGA	PCT	FT-FTA	PCT	OFF	DEF	TOT	AVG								
North Dakota	11/07/2023	*	24:56	3-11	.273	1-2	.500	3-4	.750	0	6	6	6.0	1	2	0	0	2	10	10.0	
Alabama St.	11/10/2023	*	25:52	4-8	.500	0-2	.000	4-5	.800	2	3	5	5.5	1	3	2	1	0	12	11.0	
at Creighton	11/14/2023	*	31:58	6-12	.500	2-3	.667	2-3	.667	1	5	6	5.7	3	3	1	1	3	16	12.7	
Arkansas St.	11/17/2023	*	31:56	4-13	.308	0-2	.000	3-4	.750	2	4	6	5.8	3	2	1	2	2	11	12.3	
vs Oklahoma	11/23/2023	*	21:42	1-10	.100	0-4	.000	4-6	.667	4	2	6	5.8	1	2	2	0	0	6	11.0	
vs Seton Hall	11/24/2023	*	31:11	4-7	.571	1-2	.500	5-7	.714	0	5	5	5.7	1	5	2	1	1	14	11.5	
North Florida	11/29/2023	*	30:20	8-10	.800	2-3	.667	3-4	.750	0	2	2	5.1	1	2	1	0	1	21	12.9	
at Purdue	12/04/2023	*	30:00	5-14	.357	0-1	.000	2-3	.667	3	3	6	5.3	1	1	1	0	0	12	12.8	
at Iowa St.	12/07/2023	*	22:14	2-7	.286	1-2	.500	1-2	.500	0	1	1	4.8	3	2	3	0	1	6	12.0	
Michigan	12/10/2023	*	30:53	5-11	.455	1-3	.333	8-8	1.000	1	2	3	4.6	1	4	2	0	4	19	12.7	
Totals			10	281:02	42-103	.408	8-24	.333	35-46	.761	13	33	46	4.6	16	26	15	5	14	127	12.7

CAREER STATISTICS

YEAR	G/GS	FG-A	PCT	3-PT	PCT	FT-A	PCT	REB	AVG	PF-FO	AST	TO	BLK	STL	PTS	AVG
Fresh.	24/0	15-33	.455	1-3	.333	7-15	.467	31	1.3	21-0	16	3	1	5	38	1.6
Soph.	36/15	99-222	.446	17-53	.321	52-65	.800	88	2.4	62-1	59	33	3	32	267	7.4
Junior	32/32	143-325	.440	22-66	.333	87-114	.763	131	4.1	67-1	88	55	13	46	395	12.3
Senior	10/10	42-103	.408	8-24	.333	35-46	.761	46	4.6	16-0	26	15	5	14	127	12.7
TOTALS	102/57	299-683	.438	48-146	.329	181-240	.754	296	2.9	166-2	189	106	22	97	827	8.1



2023-24 IOWA MEN'S BASKETBALL



#20 **PAYTON SANDFORT**
G • 6-7 • 215 • Jr.
Waukee, Iowa
Waukee High School

SEASON HIGHS

Points _____ 22 vs. Seton Hall, 11/24/23
FGM _____ 7, 2X, last vs. Seton Hall, 11/24/23
FGA _____ 14 vs. Seton Hall, 11/24/23
3-PT FGM _____ 4, 3X, last at Iowa State, 12/7/23
3-PT FGA _____ 10, 2X, last vs. Seton Hall, 11/24/23
FTM _____ 4, 2X, last vs. Seton Hall, 11/24/23
FTA _____ 4, 3x, last vs. Seton Hall, 11/24/23
REB _____ 12 vs. Alabama State, 11/10/23
AST _____ 4, 3X, last at Purdue, 12/4/23
STL _____ 2, 2X, last at Iowa State, 12/7/23
BLK _____ 1 vs. Alabama State, 11/10/23
MIN _____ 34 vs. Seton Hall, 11/24/23

CAREER HIGHS

Points _____ 26 vs. Michigan, 1/12/23
FGM _____ 9, 2X, last vs. Michigan, 1/12/23
FGA _____ 17 vs. Michigan, 1/12/23
3-PT FGM _____ 6 vs. Michigan State, 2/25/23
3-PT FGA _____ 12 vs. Alabama State, 11/18/21
FTM _____ 6 at Rutgers, 1/8/23
FTA _____ 7 at Rutgers, 1/8/23
REB _____ 12 vs. Alabama State, 11/10/23
AST _____ 5 vs. Northwestern, 1/31/23
STL _____ 2, 5X, last at Iowa State, 12/7/23
BLK _____ 2 vs. Illinois, 2/4/23
MIN _____ 35 vs. Eastern Illinois, 12/21/22

Opponent	Date	GS	MIN	Total		3-Pointers		Free throws		Rebounds				PF	A	TO	BLK	STL	PTS	AVG	
				FG-FGA	PCT	3FG-3FGA	PCT	FT-FTA	PCT	OFF	DEF	TOT	AVG								
North Dakota	11/07/2023	*	20:24	7-13	.538	3-7	.429	4-4	1.000	2	7	9	9.0	3	2	2	0	2	21	21.0	
Alabama St.	11/10/2023	*	28:23	5-13	.385	4-10	.400	3-3	1.000	5	7	12	10.5	0	4	0	1	0	17	19.0	
at Creighton	11/14/2023	*	17:59	3-7	.429	2-6	.333	3-3	1.000	0	6	6	9.0	4	1	0	0	0	11	16.3	
Arkansas St.	11/17/2023	*	24:09	2-10	.200	0-4	.000	3-4	.750	5	3	8	8.8	3	4	1	0	0	7	14.0	
vs Oklahoma	11/23/2023	*	24:38	5-10	.500	0-5	.000	2-2	1.000	3	4	7	8.4	2	1	2	0	1	12	13.6	
vs Seton Hall	11/24/2023	*	33:54	7-14	.500	4-10	.400	4-4	1.000	0	9	9	8.5	1	3	1	0	0	22	15.0	
North Florida	11/29/2023	*	20:54	4-7	.571	2-4	.500	0-0	.000	0	8	8	8.4	2	2	1	0	1	10	14.3	
at Purdue	12/04/2023	*	30:20	3-10	.300	3-7	.429	0-0	.000	2	2	4	7.9	1	4	1	0	0	9	13.6	
at Iowa St.	12/07/2023	*	31:20	4-9	.444	4-9	.444	2-3	.667	1	5	6	7.7	3	3	2	0	2	14	13.7	
Michigan	12/10/2023	*	26:44	4-9	.444	2-5	.400	0-2	.000	0	3	3	7.2	3	3	3	0	1	10	13.3	
Totals			10	258:45	44-102	.431	24-67	.358	21-25	.840	18	54	72	7.2	22	27	13	1	7	133	13.3

CAREER STATISTICS

YEAR	G/GS	FG-A	PCT	3-PT	PCT	FT-A	PCT	REB	AVG	PF-FO	AST	TO	BLK	STL	PTS	AVG
Fresh.	34/0	61-146	.418	34-93	.366	15-16	.938	65	1.9	29-0	22	16	4	5	171	5.0
Soph.	33/7	115-285	.404	59-172	.343	51-59	.864	134	4.1	62-0	48	22	7	19	340	10.3
Junior	10/10	44-102	.431	24-67	.358	21-25	.840	72	7.2	22-0	27	13	1	7	133	13.3
TOTALS	77/17	220-533	.413	117-332	.352	87-100	.870	271	3.5	113-0	97	51	12	31	644	8.4



#24 **PRYCE SANDFORT**
F • 6-6 • 205 • Fr.
Waukee, Iowa
Waukee Northwest High School

SEASON HIGHS

Points _____ 6 vs. Alabama State, 11/10/23
FGM _____ 2, 3X, last at Purdue, 12/4/23
FGA _____ 7 vs. North Dakota, 11/7/23
3-PT FGM _____ 1, 5X, last at Iowa State, 12/7/23
3-PT FGA _____ 4 vs. Oklahoma, 11/23/23
FTM _____ 1 vs. Alabama State, 11/10/23
FTA _____ 2 vs. Alabama State, 11/10/23
REB _____ 3, 3X, last vs. North Florida, 11/29/23
AST _____ 2 vs. Alabama State, 11/10/23
STL _____ 1, 2X, last vs. North Florida, 11/29/23
BLK _____ 1, 2X, last vs. Michigan, 12/10/23
MIN _____ 17 vs. North Dakota, 11/7/23

CAREER HIGHS

Points _____ 6 vs. Alabama State, 11/10/23
FGM _____ 2, 3X, last at Purdue, 12/4/23
FGA _____ 7 vs. North Dakota, 11/7/23
3-PT FGM _____ 1, 5X, last at Iowa State, 12/7/23
3-PT FGA _____ 4 vs. Oklahoma, 11/23/23
FTM _____ 1 vs. Alabama State, 11/10/23
FTA _____ 2 vs. Alabama State, 11/10/23
REB _____ 3, 3X, last vs. North Florida, 11/29/23
AST _____ 2 vs. Alabama State, 11/10/23
STL _____ 1, 2X, last vs. North Florida, 11/29/23
BLK _____ 1 vs. North Dakota, 11/7/23
MIN _____ 17 vs. North Dakota, 11/7/23

Opponent	Date	GS	MIN	Total		3-Pointers		Free throws		Rebounds				PF	A	TO	BLK	STL	PTS	AVG
				FG-FGA	PCT	3FG-3FGA	PCT	FT-FTA	PCT	OFF	DEF	TOT	AVG							
North Dakota	11/07/2023		17:15	1-7	.143	1-3	.333	0-0	.000	0	3	3	3.0	2	0	0	1	0	3	3.0
Alabama St.	11/10/2023		10:46	2-4	.500	1-3	.333	1-2	.500	0	2	2	2.5	2	2	0	0	0	6	4.5
at Creighton	11/14/2023		10:09	1-3	.333	0-2	.000	0-0	.000	0	1	1	2.0	0	1	0	0	1	2	3.7
Arkansas St.	11/17/2023		08:44	0-1	.000	0-1	.000	0-0	.000	0	0	0	1.5	1	0	0	0	0	0	2.8
vs Oklahoma	11/23/2023		15:22	2-5	.400	1-4	.250	0-0	.000	0	3	3	1.8	1	1	0	0	0	5	3.2
vs Seton Hall	11/24/2023		03:14	0-2	.000	0-1	.000	0-0	.000	0	0	0	1.5	0	0	0	0	0	0	2.7
North Florida	11/29/2023		10:40	1-2	.500	0-1	.000	0-1	.000	1	2	3	1.7	0	1	0	0	1	2	2.6
at Purdue	12/04/2023		06:03	2-3	.667	1-2	.500	0-0	.000	0	0	0	1.5	0	0	0	0	0	5	2.9
at Iowa St.	12/07/2023		08:40	1-4	.250	1-3	.333	0-0	.000	0	1	1	1.4	0	0	2	0	0	3	2.9
Michigan	12/10/2023		07:52	0-1	.000	0-0	.000	0-0	.000	0	1	1	1.4	0	1	0	1	0	0	2.6
Totals		0	98:45	10-32	.313	5-20	.250	1-3	.333	1	13	14	1.4	6	6	2	2	2	26	2.6

CAREER STATISTICS

YEAR	G/GS	FG-A	PCT	3-PT	PCT	FT-A	PCT	REB	AVG	PF-FO	AST	TO	BLK	STL	PTS	AVG
Fr.	10/0	10-32	.313	5-20	.250	1-3	.333	14	1.4	6-0	6	2	2	2	26	2.6



2023-24 IOWA MEN'S BASKETBALL \ \ GAME-BY-GAME STATISTICS
@IOWAHOOPS

Team	Score	FG-A	PCT	3-PT. FG	PCT	FT-FTA	PCT	REB	PF	AST	TO	STL	BLK
North Dakota	68	27-67	.403	4-25	.160	10-17	.588	38	19	9	19	5	3
at Iowa	110	40-75	.533	12-24	.500	18-20	.900	44	18	23	7	12	2
Alabama State	67	23-65	.354	6-22	.273	15-20	.750	46	29	7	16	5	3
at Iowa	98	33-72	.458	9-29	.310	23-35	.657	48	15	27	6	6	3
Iowa	84	34-68	.500	6-14	.428	10-14	.714	30	18	20	7	7	6
at Creighton	92	32-62	.516	10-29	.344	18-24	.750	38	14	19	12	2	3
Arkansas State	74	28-68	.412	10-24	.417	8-17	.471	44	30	16	18	5	4
at Iowa	88	27-58	.466	2-12	.467	32-46	.696	39	17	14	7	11	8
Oklahoma	79	31-64	.484	4-20	.200	13-15	.867	35	15	15	8	8	4
vs. Iowa	67	24-67	.358	4-23	.174	15-18	.833	44	15	10	14	4	4
Seton Hall	72	27-75	.360	8-27	.296	10-12	.833	38	18	14	6	8	1
vs. Iowa	85	31-55	.564	7-19	.368	16-19	.842	36	13	20	11	4	2
North Florida	78	30-66	.455	12-31	.387	6-9	.667	29	19	6	18	7	0
at Iowa	103	36-61	.590	8-14	.571	23-26	.855	36	11	17	11	9	6
Iowa	68	25-65	.385	6-18	.333	12-17	.706	35	16	17	8	5	3
at Purdue	87	34-65	.523	8-25	.320	11-16	.688	41	13	24	8	3	5
Iowa	65	22-57	.386	8-26	.308	13-16	.813	33	21	14	19	9	3
at Iowa State	90	32-60	.533	8-17	.471	18-26	.692	36	13	19	12	12	6
Michigan	90	29-60	.483	9-24	.375	23-28	.821	41	16	17	13	5	6
at Iowa	80	28-64	.438	5-20	.250	19-25	.760	32	17	16	10	9	3

SEASON BESTS

Player	Points	3-Pointers	Rebounds	Assists	Blocks	Steals
Dasonte Bowen	17, Arkansas St.	1, 3X, last at Purdue	3, 2x, last Oklahoma	5, 3X, last vs. Mich.	--	3, Arkansas St.
Even Brauns	2, 2X, last vs. Michigan	--	3, at Iowa State	1, at Purdue	2, at Purdue	--
Jovone Cater	--	--	1, Alabama St.	--	--	--
Ladji Dembele	8, 2X, last Creighton	4, Alabama St.	4, Alabama St.	2, Creighton	1 vs. Oklahoma	1, 5X, last vs. Michigan
Josh Dix	10 vs. Arkansas State	1, 6X, last at Iowa St.	3, 4X, last North Florida	4, North Florida	1, 2X, last North Florida	1, 4X, last Seton Hall
Owen Freeman	16, North Florida	--	8 at Iowa State	2, at Purdue	5, North Florida	3, North Florida
Brock Harding	7, at Purdue	2, Oklahoma	2, 2X, last at Iowa St.	7, 2X, last Ala. St.	--	2, 2X, last at Iowa St.
Spencer Hutchison	--	--	1, North Dakota	1, North Dakota	--	--
Carter Kingsbury	3, North Dakota	1, North Dakota	2, North Dakota	--	--	--
Ben Krikke	25, Ark. St.	1, North Dakota	7, 2X, last vs. Michigan	5, Seton Hall	4 vs. Michigan	4, Ark. St.
Luc Laketa	--	--	--	1, North Dakota	--	--
Patrick McCaffery	22, Alabama St.	2, 3X, last vs. Michigan	6, Seton Hall	3, Creighton	2, Creighton	2, Creighton
Riley Mulvey	--	--	--	--	--	--
Tony Perkins	21, North Florida	2, 2X, last North Florida	6, 5X, last at Purdue	5, Seton Hall	2, last Ark. St.	4, vs. Michigan
Payton Sandfort	22, Seton Hall	4, 3X, last at Iowa St.	12, Alabama St.	4, 3X, last at Purdue	1, Alabama St.	2, 2X, last at Iowa St.
Pryce Sandfort	6, Alabama St.	1, 5X, last at Iowa St.	3, 3X, last North Florida	2, Alabama St.	1, 2X, last vs. Mich.	1, 2X, last North Florida

CAREER BESTS

Player	Points	3-Pointers	Rebounds	Assists	Blocks	Steals
Dasonte Bowen	17, Arkansas St.	2, EIU, '22	4, Wisconsin, '22	5, 3X, last vs. Michigan	1, Georgia Tech	3, Arkansas St.
Even Brauns	19, Bethel '21	--	12, Illinois St. '23	3, Indiana St. '23	7, Murray St. '23	3, twice
Jovone Cater	--	--	1, Alabama St.	--	--	--
Ladji Dembele	8, 2X, last Creighton	4, Alabama St.	4, Alabama St.	2, Creighton	1 vs. Oklahoma	1, 5X, last vs. Michigan
Josh Dix	10, 2X, last Ark. St.	3, Omaha '22	5, 2X, last Ark. St.	5, twice	1, 11X, last North Florida	1, 10X, last Seton Hall
Owen Freeman	16, North Florida	--	8 at Iowa State	2, at Purdue	5, North Florida	3, North Florida
Brock Harding	7, at Purdue	2, Oklahoma	2, Oklahoma	7, 2X, last Ala. St.	--	2, Alabama St.
Spencer Hutchison	--	--	1, North Dakota	1, North Dakota	--	--
Carter Kingsbury	4, NCAT '22	1, three times	2, three times	1, four times	---	1, Omaha '22
Ben Krikke	34, UIC '23	3, twice	15, Illinois St. '21	6, twice	5, S. Illinois '23	4, Ark. St.
Luc Laketa	3, four times	1, four times	2, SEMO, '22	1, twice	---	1, twice
Patrick McCaffery	24, Wisconsin, '22	6, Nebraska, '23	13, EIU, '22	4, four times	2, six times	5, Purdue, '23
Riley Mulvey	8, W. Michigan, '21	---	5, Alabama St, '21	1, four times	3, N'western, '22	1, three times
Tony Perkins	32, Illinois, '23	4, Michigan State	12, Illinois, '22	8, Indiana, '23	2, 4X, last Ark. St.	5, N'Western, '22
Payton Sandfort	26, Michigan, '23	6, Michigan State	12, Alabama St.	5, N'Western, '23	2, Illinois, '23	2, 5X, last at Iowa St.
Pryce Sandfort	6, Alabama St.	1, 5X, last at Iowa St.	3, 3X, last North Florida	2, Alabama St.	1, 2X, last vs. Mich.	1, 2X, last North Florida

THE LAST TIME A PLAYER...**Had 30 or more points**

Iowa -- 32, Tony Perkins vs. Illinois, 2/4/23

Opponent -- 31, Tyson Walker, Michigan State, 2/25/23

Made at least 90% of his FGA (10 att.)

Iowa -- .923 (12-of-13), Filip Rebraca vs. SEMO, 12/17/22

Opponent -- .900 (9-of-10), Zach Edey, Purdue, 12/4/23

Made 100% of his FTA (10 att.)

Iowa -- 1.000 (11-of-11), Ben Krikke vs. North Florida, 11/29/23

Opponent -- 1.000 (12-of-12), Bonzie Colson, Notre Dame, 11/29/16

Had 15 or more rebounds

Iowa -- 20, Kris Murray vs. Georgia Tech, 11/29/22

Opponent -- 18, Kofi Cockburn, Illinois, 12/6/21

Had 10 or more assists

Iowa -- 13, Connor McCaffery vs. Ohio State, 2/16/23

Opponent -- 13, Paul Mulcahy, Rutgers, 1/29/23

Had 5 or more blocks

Iowa -- 5, Owen Freeman vs. North Florida, 11/29/23

Opponent -- 5, Johni Broome, Auburn, 3/16/23

Had 5 or more steals

Iowa -- 5, Patrick McCaffery at Purdue, 2/9/23

Opponent -- 5, Chris McNeal, Cincinnati, 12/21/19

THE LAST TIME A TEAM...**Scored 100 or more points**

Iowa -- 103 vs. North Florida, 11/29/23

Opponent -- 106 by Michigan State, 2/25/23

Scored 40 or fewer points

Iowa -- 40 at Wisconsin, 3/3/10

Opponent -- 39 by UNC Wilmington, 11/8/13

Won an overtime game

Iowa -- 112-106 (OT) vs. Michigan State, 2/25/23

Opponent -- 78-75 (OT) by Wisconsin, 12/11/22

Made at least 60% of its FGA (20 att.)

Iowa -- .600 (33-of-55) vs. Maryland, 1/15/23

Opponent -- .600 (36-of-60), Eastern Illinois, 12/21/22

Made at least 50% of its 3-pt. FGA (8 att.)

Iowa -- .571 (8-of-14) vs. North Florida, 11/29/23

Opponent -- .538 (14-of-26), Nebraska, 3/5/23

Made at least 90% of its FTA (10 att.)

Iowa -- .900 (18-of-20), North Dakota, 11/7/23

Opponent -- .917 (11-of-12) by Purdue, 2/9/23

2023-24 INDIVIDUAL SUPERLATIVES

CATEGORY

Points Scored
Total Field Goals
Total FG Attempted
Highest FG% (5 made)
Highest FG% (10 made)
3-Point Field Goals
3-Point FG% (min. 3 made)
Free Throws
Free Throws Attempted
Free Throw % (min. 5 made)
Offensive Rebounds
Defensive Rebounds
Total Rebounds
Assists
Turnovers
Blocked Shots
Steals
Minutes Played (including OT)

IOWA

25, Ben Kirkke vs. Arkansas State, 11/17/23
11, Ben Kirkke vs. Creighton, 11/14/23
18, Ben Kirkke vs. Creighton, 11/14/23
.875 (7-of-8), Owen Freeman vs. North Dakota, 11/7/23
.714 (10-of-14), Ben Kirkke vs. Arkansas State, 11/17/23
4, 3X, Payton Sandfort, last at Iowa State, 12/7/23
.444 (4-of-9), Payton Sandfort at Iowa State, 12/7/23
11, Ben Krikke vs. North Florida, 11/29/23
11, Ben Krikke vs. North Florida, 11/29/23
1.000, 2X, Ben Krikke (11-of-11) vs. UNF, Dasonte Bowen (7-of-7) at ISU
8, Payton Sandfort vs. North Florida, 11/29/23
9, Payton Sandfort vs. Seton Hall, 11/24/23
12, Payton Sandfort vs. Alabama State, 11/10/23
7, 2X, last Brock Harding vs. Alabama State, 11/10/23
4, Owen Freeman at Iowa State, 12/7/23
5, Owen Freeman vs. North Florida, 11/29/23
4, 2X, Krikke vs. Arkansas St. 11/17/23, Perkins vs. Michigan 12/10/23
35:05, Ben Krikke vs. Michigan, 12/10/23

OPPONENT

25, 2X, last Keshon Gilbert at Iowa State, 12/7/23
10, B.J. Omot vs. North Dakota, 11/7/23
22, TJ Madlock vs. Alabama State, 11/10/23
.900 (9-of-10), Zach Edey at Purdue, 12/4/23
.476 (10-of-21), B.J. Omot vs. North Dakota, 11/7/23
4, Al-Amir Dawes vs. Seton Hall, 11/24/23
1.000 (3-of-3), Keshon Gilbert at Iowa State, 12/7/23
7, CJ Hines vs. Alabama State, 11/10/23
8, Keshon Gilbert at Iowa State, 12/7/23
1.000 (7-of-7), CJ Hines vs. Alabama State, 11/10/23
9, Zach Edey at Purdue, 12/4/23
10, Trey Alexander vs. Creighton, 11/14/23
12, Zach Edey at Purdue, 12/4/23
9, Trey Alexander vs. Creighton, 11/14/23
5, 4X, last Tamin Lipsey at Iowa State, 12/7/23
3, Zach Edey at Purdue, 12/4/23
4, 2X, last Tamin Lipsey at Iowa State, 12/7/23
37:43, Trey Alexander vs. Creighton, 11/14/23

TEAM SUPERLATIVES

IOWA HIGH

110 vs. North Dakota, 11/7/23
56 (1st) vs. North Dakota, 11/7/23
--
40 vs. North Dakota, 11/7/23
75 vs. North Dakota, 11/7/23
.590 (36-of-61) vs. North Florida, 11/29/23
12 vs. North Dakota, 11/7/23
29 vs. Alabama State, 11/10/23
.571 (8-of-14) vs. North Florida, 11/29/23
32 vs. Arkansas State, 11/17/23
46 vs. Arkansas State, 11/17/23
.900 (18-of-20) vs. North Dakota, 11/7/23
19 vs. Alabama State, 11/10/23
33, 2X last Seton Hall, 11/24/23
48 vs. Alabama State, 11/10/23
21 at Iowa State, 12/7/23
--
27 vs. Alabama State, 11/10/23
19 at Iowa State, 12/7/23
8 vs. Arkansas State, 11/17/23
12 vs. North Dakota, 11/7/23

IOWA LOW

65 at Iowa State, 12/7/23
24, 2X, last at Purdue, 12/4/23
--
22 at Iowa State, 12/7/23
55 vs. Seton Hall, 11/24/23
.358 (24-of-67) vs. Oklahoma, 11/23/23
2 vs. Arkansas State, 11/17/23
12 vs. Arkansas State, 11/17/23
.167 vs. Arkansas State, 11/17/23
10 vs. Creighton, 11/14/23
14 vs. Creighton, 11/14/23
.657 (23-of-35) vs. Alabama St., 11/10/23
3 vs. Seton Hall, 11/24/23
19 at Purdue, 12/4/23
30 vs. Creighton, 11/14/23
11 vs. North Florida, 11/29/23
--
10 vs. Oklahoma, 11/23/23
6 vs. Alabama State, 11/10/23
2, 2X, last vs. Seton Hall, 11/24/23
4, 2X, last vs. Seton Hall, 11/24/23

CATEGORY

Points
Points/Half
Points/OT
Field Goals
Field Goal Att.
Field Goal %
3-Point Field Goals
3-Point FG Att.
3-Point FG %
Free Throws Made
Free Throw Att.
Free Throw %
Offensive Rebounds
Defensive Rebounds
Total Rebounds
Fouls
DQs
Assists
Turnovers
Blocked Shots
Steals

OPPONENT HIGH

92 vs. Creighton, 11/14/233
47 at Iowa State, 12/7/23
--
34 at Purdue, 12/4/23
75 vs. Seton Hall, 11/24/23
.533 (32-of-60) at Iowa State, 12/7/23
12 vs. North Florida, 11/29/23
31 vs. North Florida, 11/29/23
.471 (8-of-17) at Iowa State, 12/7/23
23 vs. Michigan, 12/10/23
28 vs. Michigan, 12/10/23
.867, (13-of-15) vs. Oklahoma, 11/23/23
16, 3X last at Purdue, 12/4/23
30 vs. Alabama State, 11/10/23
46 vs. Alabama State, 11/10/23
30 vs. Arkansas State, 11/17/23
--
24 at Purdue, 12/4/23
19 vs. North Dakota, 11/7/23
6, 2X last vs. Michigan, 12/10/23
12 at Iowa State, 12/7/23

OPPONENT LOW

67 vs. Alabama State, 11/10/23
30 (2nd) vs. Alabama State, 11/10/23
--
23 vs. Alabama State, 11/10/23
60, 2x, last vs. Michigan, 12/10/23
.354 (23-of-65) vs. Alabama State, 11/10/23
4, 2X, last vs. Oklahoma, 11/23/23
17 at Iowa State, 12/7/23
.160 (4-of-25) vs. North Dakota, 11/7/23
6 vs. North Florida, 11/29/23
9 vs. North Florida, 11/29/23
.471 (8-of-17) vs. Arkansas State, 11/17/23
10 at Iowa State, 12/7/23
20 vs. North Florida, 11/29/23
29 vs. North Florida, 11/29/23
13, 2X, last at Iowa State, 12/7/23
--
6 vs. North Florida, 11/29/23
6 vs. Seton Hall, 11/24/23
1 vs. Seton Hall, 11/24/23
2 vs. Creighton, 11/14/23

2023-24 INDIVIDUAL LEADERS GAME-BY-GAME

OPPONENT	SCORE	W/L	POINTS	REBOUNDS	ASSISTS	STEALS	BLOCKS
North Dakota (11/7)	110-68	W	Payton Sandfort, 21	Payton Sandfort, 9	Brock Harding, 7	4 players, 2	McCaffery/Pryce Sandfort, 2
Alabama State (11/10)	98-67	W	Patrick McCaffery, 22	Payton Sandfort, 12	Brock Harding, 7	Perkins/Harding, 2	3 players, 1
at Creighton (11/14)	92-84	L	Ben Krikke, 24	Payton Sandfort/T. Perkins, 6	Dasonte Bowen, 4	Tony Perkins, 3	Owen Freeman, 3
Arkansas State (11/17)	88-74	W	Ben Krikke, 25	Ben Krikke, 9	Payton Sandfort, 4	Ben Krikke, 4	Ben Krikke, 3
vs. Oklahoma (11/23)	79-67	L	Owen Freeman, 13	Sandfort/Freeman, 7	Perkins/Harding, 2	4 players, 1	Owen Freeman, 3
vs. Seton Hall (11/24)	85-72	W	Payton Sandfort, 22	Payton Sandfort, 9	Ben Krikke, 5	4 players, 1	Perkins/Freeman, 1
North Florida (11/29)	103-78	W	Tony Perkins/Ben Krikke, 21	Payton Sandfort, 8	Dasonte Bowen, 3	Owen Freeman, 3	Owen Freeman, 5
at Purdue (12/4)	87-68	L	Ben Krikke, 16	Ben Krikke, 7	Bowen/Pa. Sandfort, 4	Owen Freeman, 2	Even Brauns, 2
at Iowa State (12/7)	90-65	L	Payton Sandfort, 14	Owen Freeman, 8	Dasonte Bowen, 4	Pa. Sandfort/Harding, 2	Owen Freeman, 3
Michigan (12/10)	90-80	L	Ben Krikke, 24	Ben Krikke, 8	Dasonte Bowen, 5	Tony Perkins, 4	3 players, 1

2023-24 LEAD/DEFICIT BREAKDOWN GAME-BY-GAME

OPPONENT	FIRST HALF SCORE			SECOND HALF SCORE			FINAL SCORE			LARGEST		TIMES TIED	LEAD CHANGES	TIME LED MIN. (40 MAX)
	UI	OPP	MARGIN	UI	OPP	MARGIN	UI	OPP	MARGIN	LEAD	DEFICIT			
North Dakota (11/7)	56	32	+24	54	36	+18	110	68	+42	44	--	--	--	39:12
Alabama State (11/10)	49	37	+12	49	30	+19	98	67	+31	31	1	2	2	39:17
at Creighton (11/14)	43	43	0	41	49	-8	84	92	-8	7	17	8	14	12:12
Arkansas State (11/17)	49	39	+10	39	35	+4	88	74	+14	16	--	1	--	39:22
vs. Oklahoma (11/23)	24	36	-12	43	43	0	67	79	-12	0	22	1	0	--
vs. Seton Hall (11/24)	44	33	+11	41	39	+2	85	72	+13	18	2	1	1	37:43
North Florida (11/29)	47	43	+4	56	35	+21	103	78	+25	25	5	1	9	36:04
at Purdue (12/4)	24	45	-21	44	42	+2	68	87	-19	0	35	1	0	--
at Iowa State (12/7)	29	47	-18	36	43	-7	65	90	-25	1	32	0	2	0:35
Michigan (12/10)	33	35	-2	47	55	-8	80	90	-10	5	20	10	9	5:55
TOTALS	398	390	+8	450	365	+50	848	797	+51	44	35	10	14	203:45
AVG/GM - OVERALL	39.8	39	+8	45	36.5	+5	84.8	79.7	+5.1					
CONFERENCE TOTALS	57	80	-23	91	97	-6	148	177	-29	5	35	10	9	5:55
AVG/GM - CONFERENCE	28.5	40	-11.5	45.5	48.5	-3	74	88.5	-14.5					

2023-24 SPECIALITY SCORING STATS

OPPONENT	PAINT			OFF TURNOVERS			2ND CHANCE			FAST BREAK			BENCH		
	UI	OPP	MARGIN	UI	OPP	MARGIN	UI	OPP	MARGIN	UI	OPP	MARGIN	UI	OPP	MARGIN
North Dakota (11/7)	50	44	+6	31	6	+25	12	10	+2	27	3	+24	38	20	+18
Alabama State (11/10)	48	26	+22	20	5	+15	19	9	+10	27	11	+16	32	26	+6
at Creighton (11/14)	24	42	-18	13	7	+6	11	9	+2	5	19	-14	18	32	-14
Arkansas State (11/17)	44	34	+10	17	4	+13	13	10	+3	21	8	+13	18	23	-5
vs. Oklahoma (11/23)	34	46	-12	13	20	-7	13	8	+5	5	15	-10	29	19	+10
vs. Seton Hall (11/24)	40	38	+2	8	14	-6	2	17	-15	14	7	+7	17	10	+7
North Florida (11/29)	46	34	+12	28	15	+13	10	6	+4	20	7	+13	26	34	-8
at Purdue (12/4)	34	50	-16	11	15	-4	15	17	-2	10	3	+7	20	21	-1
at Iowa State (12/7)	18	46	-18	9	25	-16	11	17	-6	13	10	+3	32	11	+21
Michigan (12/10)	36	36	0	13	18	-5	10	9	+1	14	14	0	12	21	-9
TOTALS	374	396	-22	163	129	+34	116	114	+4	156	97	+56.0	242	217	+25
AVG/GAME - OVERALL	37.4	39.6	-2.2	16.3	12.9	+3.4	11.6	11.4	+0.4	15.6	9.7	+5.6	24.2	21.7	+2.5
CONF. TOTALS	70	86	-16	24	33	-9	25	26	-1	24	17	+7	32	42	-10
AVG/GM - CONF.	35	43	-8	12	16.5	-4.5	12.5	13	-.5	12	8.5	+3.5	16	21	-5

2023-24 MISCELLANEOUS STATS

STARTING LINEUP

(W-L)	1	2	3	4	5
(5-3)	Dasonte Bowen	Tony Perkins	Patrick McCaffery	Payton Sandfort	Ben Krikke
(0-1)	Josh Dix	Tony Perkins	Patrick McCaffery	Payton Sandfort	Ben Krikke
(0-1)	Tony Perkins	Patrick McCaffery	Payton Sandfort	Ben Krikke	Owen Freeman

LEADS & DEFICITS

Iowa's Biggest Halftime Lead	24 (56-32) vs. North Dakota, 11/7/23
Iowa's Biggest Halftime Lead Blown	4 (47-43) vs. North Florida, 11/29/23
Iowa's Biggest Halftime Deficit	21 (45-24) vs. Purdue, 12/4/23
Iowa's Biggest Halftime Deficit Erased	--
Iowa's Biggest Overall Lead	44 (110-66) vs. North Dakota, 11/7/23

Iowa's Biggest Win Total	42 (110-68) vs. North Dakota, 11/7/23
Iowa's Biggest Loss Total	25 (90-65) at Iowa State, 12/7/23
Iowa's Biggest Lead Blown	7 (22-15) vs. Creighton, 11/14/23
Iowa's Biggest Overall Deficit	35 (69-34) vs. Purdue, 12/4/23
Iowa's Biggest Deficit Overcome	1, 3X, last vs. North Florida, 11/29/23

JUMP BALLS CONTROLLED
(INCLUDES OT)

Iowa	2
Opponents	8

WHO SCORED IOWA'S FIRST POINTS

Dasonte Bowen	3
Ben Krikke	2
Payton Sandfort	2
Tony Perkins	3

FIRST PLAYER OFF THE BENCH
(sometimes multiple players)

Josh Dix	6
Owen Freeman	5
Dasonte Bowen	2

HOW IOWA SCORED FIRST POINTS

Jump Shot	5
3-Pointer	2
Free Throw	-
Lay-in/Lay-up	2
Dunk	1
Alley-Oop	-
Follow	-

PLAYERS IN DOUBLE FIGURES

1 Player	-
2 Players	1
3 Players	2
4 Players	5
5 Players	1
6 Players	1

MISCELLANEOUS STATS

NO. - PLAYER	DUNKS	FT-FTA (LAST 5:00/OT)
0 - Brauns	2	
2 - Harding	-	
4 - Dix	-	
5 - Bowen	-	6-of-7 (.857)
10 - Cater	-	-
11 - Perkins	2	8-of-12 (.666)
13 - Dembele	2	2-of-2 (1.00)
14 - Kingsbury	-	-
20 - Payton Sandfort	1	6-of-7 (.857)
22 - McCaffery	6	1-of-3 (.333)
23 - Krikke	-	4-of-4 (1.000)
24 - Pryce Sandfort	-	1-of-2 (.500)
25 - Laketa	-	-
32 - Freeman	9	5-of-6 (.833)
44 - Mulvey	-	-

DOUBLE FIGURE SCORING GAMES

Player	19-20	20-21	21-22	22-23	23-24	Career
Ben Krikke	9	21	22	30	9	91
Patrick McCaffery	--	6	21	11	7	45
Tony Perkins	--	--	10	20	8	38
Payton Sandfort	--	--	6	14	8	27
Even Brauns	--	1	1	10	--	12
Dasonte Bowen	--	--	--	1	3	4
Owen Freeman	--	--	--	--	4	4
Josh Dix	--	--	--	1	1	2

20-POINT SCORING GAMES

Player	19-20	20-21	21-22	22-23	23-24	Career
Ben Krikke	--	2	7	15	4	28
Payton Sandfort	--	--	1	6	2	9
Tony Perkins	--	--	1	5	1	7
Patrick McCaffery	--	--	--	5	1	6

DOUBLE-FIGURE REBOUNTING GAMES

Player	19-20	20-21	21-22	22-23	23-24	Career
Even Brauns	--	--	--	5	--	5
Ben Krikke	--	1	--	2	--	3
Tony Perkins	--	--	1	1	--	2
Patrick McCaffery	--	--	--	1	--	1
Payton Sandfort	--	--	--	--	1	1

DOUBLE-DOUBLES

Player	19-20	20-21	21-22	22-23	23-24	Career
Even Brauns	--	--	--	4	--	4
Ben Krikke	--	1	--	2	--	3
Tony Perkins	--	--	1	1	--	2
Patrick McCaffery	--	--	--	1	--	1
Payton Sandfort	--	--	--	--	1	1

4+ 3-POINTER GAMES

Player	19-20	20-21	21-22	22-23	23-24	Career
Payton Sandfort	--	--	2	4	3	9
Patrick McCaffery	--	--	1	1	--	2
Tony Perkins	--	--	--	1	--	1

5+ ASSIST GAMES

Player	19-20	20-21	21-22	22-23	23-24	Career
Tony Perkins	--	--	4	7	1	12
Ben Krikke	--	--	2	5	--	7
Josh Dix	--	--	--	2	--	2
Dasonte Bowen	--	--	--	--	3	3
Brock Harding	--	--	--	--	2	2
Payton Sandfort	--	--	--	1	--	1

3+ STEAL GAMES

Player	19-20	20-21	21-22	22-23	23-24	Career
Tony Perkins	--	--	3	5	2	10
Patrick McCaffery	--	--	1	2	--	3
Even Brauns	--	--	1	1	--	2
Ben Krikke	--	--	1	--	1	2
Dasonte Bowen	--	--	--	--	1	1
Owen Freeman	--	--	--	--	1	1

3+ BLOCK GAMES...

Player	19-20	20-21	21-22	22-23	23-24	Career
Even Brauns	--	--	2	4	--	6
Ben Krikke	--	2	1	2	1	6
Owen Freeman	--	--	--	--	3	4
Riley Mulvey	--	--	1	--	--	1

IOWA'S 2023-24 RECORD WHEN...

When playing at home:	4-1	When leading at the half:	5-0	When wearing White:	5-0
When playing on the road:	0-3	When trailing at the half:	0-4	When wearing Black:	0-3
When playing on a neutral court:	1-1	When tied at the half:	0-1	When wearing Gold:	0-2
				When wearing Gray:	0-0
When Iowa scores 100 points or more:	2-0	Iowa field goal percentage at home:	164-of-330	.496	
When Iowa scores 90-99 points:	1-0	Iowa field goal percentage on road:	136-of-312	.436	
When Iowa scores 80-89 points:	2-2	Iowa 3-point percentage at home:	36-of-99	.364	
When Iowa scores 70-79 points:	0-0	Iowa 3-point percentage on road:	31-of-100	.310	
When Iowa scores under 70 points:	0-3	Iowa free throw percentage at home:	115-of-152	.757	
		Iowa free throw percentage on road:	65-of-84	.774	
When opponent scores 100 points or more:	0-0	On Sunday:	0-1		
When opponent scores 90-99 points:	0-3	On Monday:	0-1		
When opponent scores 80-89 points:	0-1	On Tuesday:	1-1		
When opponent scores 70-79 points:	3-1	On Wednesday:	1-0		
When opponent scores 60-69 points:	2-0	On Thursday:	0-1		
When opponent scores fewer than 60 points:	0-0	On Friday:	2-1		
		On Saturday:	1-0		
When Iowa shoots at least 50% from the field:	3-1	On BTN:	1-2		
When Iowa shoots less than 50% from the field:	2-4	On CBS:	0-0		
When opponent shoots at least 50% from the field:	0-3	On ESPN:	0-0		
When opponent shoots less than 50% from the field:	5-2	On ESPN2:	0-0		
When Iowa has higher FG% than opponent:	5-0	On ESPNU:	0-1		
When opponent has higher FG%:	0-5	On B1G+:	2-0		
When FG% is equal:	0-0	On Peacock	1-0		
		On FS1	1-2		
		On CBS SN:	0-0		
When Iowa outrebounds opponent:	3-1	On NBC SN:	0-0		
When opponent has more rebounds:	2-4	On FOX:	0-0		
When rebounds are equal:	0-0	On TruTV:	0-0		
		On TNT:	0-0		
When Iowa shoots at least 80% from the line:	3-2				
When Iowa shoots less than 80% from the line:	2-3				
When opponent shoots at least 80% from the line:	1-2				
When opponent shoots less than 80% from the line:	4-3				
When Iowa shoots more free throws than opponent:	5-2				
When opponent shoots more free throws:	0-3				
When free throws attempts are equal:	0-0				
When Iowa has higher FT% than opponent:	4-2				
When opponent has higher FT%:	1-3				
When FT% is equal:	0-0				
When Iowa shoots at least 50% from 3-point range:	2-0				
When Iowa shoots less than 50% from 3-point range:	3-5				
When opponent shoots at least 50% from 3-point range:	0-0				
When opponent shoots less than 50% from 3-point range:	5-5				
When Iowa has a higher 3-point FG% than opponent:	5-0				
When opponent has a higher 3-point FG%:	0-5				
When 3-point FG% is equal:	0-0				
When Iowa has more assists than opponent:	4-0				
When opponent has more assists:	1-5				
When assists are equal:	0-0				
When Iowa has fewer turnovers than opponent:	4-1				
When opponent has fewer turnovers:	1-3				
When turnovers are equal:	0-1				
When Iowa has more steals than opponent:	4-3				
When opponent has more steals:	1-2				
When steals are equal:	0-0				

UNDER HEAD COACH FRAN McCAFFERY... IOWA'S RECORD WHEN...

When playing at home:	180-51	When leading at the half:	219-45	When wearing White:	159-45
When playing on the road:	53-89	When trailing at the half:	37-129	When wearing Black:	64-106
When playing on a neutral court:	33-39	When tied at the half:	9-6	When wearing Gold:	37-20
				When wearing Gray:	6-9
When Iowa scores 100 points or more:	24-0	Iowa field goal percentage at home:	6,445-13,807	.467	
When Iowa scores 90-99 points:	48-8	Iowa field goal percentage on road:	5,495-12,615	.436	
When Iowa scores 80-89 points:	82-23	Iowa 3-point percentage at home:	1,743-4,749	.367	
When Iowa scores 70-79 points:	79-56	Iowa 3-point percentage on road:	1,445-4,240	.341	
When Iowa scores under 70 points:	33-94	Iowa free throw percentage at home:	4,003-5,514	.726	
		Iowa free throw percentage on road:	2,914-3,958	.736	
When opponent scores 100 points or more:	1-7	On Sunday:	50-31		
When opponent scores 90-99 points:	3-31	On Monday:	18-10		
When opponent scores 80-89 points:	18-53	On Tuesday:	39-25		
When opponent scores 70-79 points:	79-57	On Wednesday:	24-24		
When opponent scores 60-69 points:	87-30	On Thursday:	41-45		
When opponent scores fewer than 60 points:	78-3	On Friday:	37-17		
		On Saturday:	52-28		
When Iowa shoots at least 50% from the field:	102-16	On BTN:	110-88		
When Iowa shoots less than 50% from the field:	165-164	On CBS:	6-6		
When opponent shoots at least 50% from the field:	16-77	On ESPN:	16-21		
When opponent shoots less than 50% from the field:	108-103	On ESPN2:	25-19		
When Iowa has higher FG% than opponent:	100-29	On ESPN:	18-10		
When opponent has higher FG%:	41-149	On FS1:	23-16		
When FG% is equal:	2-2	On FOX:	5-2		
		On CBS SN:	2-4		
When Iowa outrebounds opponent:	198-67	On NBC SN:	2-1		
When opponent has more rebounds:	62-104	On truTV:	1-1		
When rebounds are equal:	7-10	On TNT:	0-1		
		On Peacock:	1-0		
When Iowa shoots at least 80% from the line:	73-39	Most Points, First Half: 68 vs. Alabama State, '18			
When Iowa shoots less than 80% from the line:	193-140	Fewest Points, First Half: 14 vs. Indiana, '13			
When opponent shoots at least 80% from the line:	58-44	Most Points Allowed, First Half: 61 at Purdue, '20			
When opponent shoots less than 80% from the line:	210-136	Fewest Points Allowed, First Half: 12 vs. UNC Wilmington, '13			
When Iowa shoots more free throws than opponent:	218-78	Most Points, Second Half: 70 at Michigan State, '23			
When opponent shoots more free throws:	35-98	Fewest Points, Second Half: 15 vs. Northern Iowa, '14			
When free throws attempts are equal:	12-5	Most Points Allowed, Second Half: 64 vs. Michigan State, '23			
When Iowa has higher FT% than opponent:	173-76	Fewest Points Allowed, Second Half: 16 vs. UNI, '10			
When opponent has higher FT%:	90-102	Largest Halftime Advantage: 37 vs. Arkansas-Pine Bluff, '13			
When FT% is equal:	3-3	Largest Halftime Deficit: 31 vs. Purdue, '18			
When Iowa shoots at least 50% from 3-point range:	40-10				
When Iowa shoots less than 50% from 3-point range:	225-172				
When opponent shoots at least 50% from 3-point range:	8-32				
When opponent shoots less than 50% from 3-point range:	259-149				
When Iowa has a higher 3-point FG% than opponent:	191-53				
When opponent has a higher 3-point FG%:	68-129				
When 3-point FG% is equal:	1-2				
When Iowa has more assists than opponent:	197-43				
When opponent has more assists:	56-122				
When assists are equal:	13-15				
When Iowa has fewer turnovers than opponent:	176-68				
When opponent has fewer turnovers:	73-95				
When turnovers are equal:	18-18				
When Iowa has more steals than opponent:	161-61				
When opponent has more steals:	80-101				
When steals are equal:	25-18				

IOWA SUPERLATIVES UNDER McCAFFERY

TEAM

Most Points Scored

- 116 -- Savannah State (11/13/16)
- 112 -- North Carolina A&T (11/11/22)
- 112 -- Michigan State (2/25/23)
- 112 -- Northwestern (3/10/22)
- 111 -- SIU Edwardsville (11/26/10)
- 110 -- North Dakota (11/7/23)**
- 110 -- Maryland (2/10/22)
- 110 -- Savannah State (12/22/18)

Fewest Points Allowed

- 36 -- Howard (11/15/12)
- 39 -- UNC Wilmington (11/8/13)
- 39 -- Northern Iowa (12/7/10)
- 40 -- Louisiana Monroe (11/16/10)
- 41 -- Abilene Christian (11/17/13)

Field Goals Made

- 43 -- Northwestern (3/10/22)
- 42 -- Savannah State (11/13/16)
- 42 -- Central Arkansas (12/19/11)
- 41 -- North Carolina A&T (11/11/22)
- 41 -- Northern Illinois (12/13/20)
- 40 -- North Dakota (11/7/23)**
- 40 -- Coppin State (11/15/15)
- 39 -- Nebraska (2/13/22)
- 39 -- Maryland (2/10/22)
- 39 -- Savannah State (12/22/18)
- 39 -- Kennesaw State (12/29/19)

Field Goals Attempted

- 87 -- Savannah State (11/13/16)
- 79 -- North Carolina A&T (11/11/22)
- 79 -- Oregon (3/18/12)
- 78 -- Minnesota (12/25/20)
- 77 -- Penn State (1/31/22)
- 77 -- Nebraska (1/7/20)
- 77 -- Nebraska (1/5/17)

Field Goal Percentage (20 Made)

- .680 -- Illinois (1/20/19)
- .643 -- Maryland (2/8/15)
- .630 -- Indiana (1/29/12)
- .627 -- Michigan (2/5/15)
- .623 -- Abilene Christian (11/17/13)

3-Point Field Goals Made

- 20 -- Alabama State (11/18/21) *
- 19 -- Northwestern (3/10/22)
- 19 -- Maryland (2/10/22)
- 19 -- Savannah State (12/22/18)
- 18 -- Savannah State (11/13/16)
- 17 -- North Carolina (12/8/20)
- 17 -- Michigan State (2/25/23)

3-Point Field Goals Attempted

- 44 -- Alabama State (11/18/21) *
- 43 -- Nebraska (3/4/21)
- 43 -- Savannah State (11/13/16)
- 42 -- Savannah State (12/22/18)
- 40 -- North Carolina (12/8/20)
- 37 -- Nebraska (3/5/23)

3-Point FG Percentage (10 Made)

- .714 (15-21) Illinois (1/20/19)
- .655 (19-29) Northwestern (3/10/22)
- .632 (12-19) Wisconsin (2/18/21)
- .619 (13-21) Northern Illinois (11/17/11)
- .615 (16-26) Maryland (2/25/17)

Free Throws Made

- 39 -- Indiana (2/21/17)
- 38 -- Omaha (11/10/13)
- 35 -- NC Central (11/16/21)
- 34 -- Green Bay (11/11/18)
- 34 -- Illinois (2/28/18)
- 33 -- Illinois (1/11/18)

Free Throws Attempted

- 49 -- Omaha (11/10/13)
- 47 -- Indiana (2/21/17)
- 46 -- Arkansas State (11/17/23)
- 45 -- Green Bay (11/11/18)
- 43 -- UM Eastern Shore (11/14/13)
- 43 -- Michigan State (1/28/14)
- 41 -- NC Central (11/16/21)
- 41 -- Illinois (2/28/18)

Free Throw Percentage (10 Made)

- 1.000 (15-15) Illinois (3/8/20)
- 1.000 (15-15) Virginia (3/27/13)
- 1.000 (13-13) Purdue (12/28/16)
- .944 (17-18) Purdue (1/27/22)
- .933 (14-15) Iowa State (12/9/21)
- .929 (26-28) North Florida (12/22/14)
- .926 (25-27) Rutgers (3/11/22)
- .926 (25-27) Penn State (2/28/15)

Most Rebounds

- 57 -- Western Illinois (12/3/20)
- 57 -- Md. Eastern Shore (11/14/13)
- 56 -- UNC Wilmington (11/8/13)
- 56 -- Brown (12/3/11)
- 56 -- SC State (12/19/12)
- 55 -- Minnesota (12/25/20)

Most Assists

- 34 -- Northern Illinois (12/29/17)
- 33 -- Savannah State (11/13/16)
- 32 -- Central Arkansas (12/19/11)
- 31 -- Coppin State (11/15/15)
- 30 -- Savannah State (12/22/18)

Most Steals

- 19 -- SIU Edwardsville (11/26/10)
- 16 -- UMBC (12/6/14)
- 15 -- Indiana (1/13/22)
- 15 -- Western Michigan (11/22/21)
- 15 -- Rutgers (1/31/17)
- 14 -- Kennesaw State (12/29/19)
- 14 -- Maryland (1/19/17)
- 14 -- Marquette (11/19/15)
- 14 -- Penn (11/22/13)
- 14 -- Idaho St (12/4/10)
- 14 -- Chicago St (11/11/11)

Most Blocked Shots

- 14 -- Drake (12/19/15) *
- 13 -- Illinois (3/5/13)
- 12 -- UNC Wilmington (11/8/13)
- 12 -- Northern Illinois (11/26/14)
- 11 -- Michigan State (12/29/15)
- 10 -- Penn State (2/15/14)
- 10 -- UT-Pan American (11/9/12)

Fewest Turnovers

- 3 -- Temple (3/18/16)
- 3 -- Drake (12/19/15)
- 4 -- North Carolina A&T (11/11/22)
- 4 -- Illinois (12/6/21)
- 4 -- Virginia (11/29/21)
- 4 -- Michigan (1/17/16)
- 4 -- Northwestern (2/15/15)

* -- denotes school record

INDIVIDUAL

Most Points:

- 44 -- Luka Garza at Michigan (12/6/19)
- 42 -- Peter Jok vs. Memphis (11/26/16)
- 41 -- Luka Garza vs. Southern (11/27/20)
- 38 -- Luka Garza at Indiana (2/13/20)
- 37 -- Keegan Murray vs. Nebraska (2/13/22)
- 36 -- Luka Garza vs. Oregon (3/22/21)
- 35 -- Keegan Murray vs. Maryland (1/3/22)
- 35 -- Keegan Murray vs. Utah State (12/18/21)
- 35 -- Luka Garza vs. Western Illinois (12/3/20)
- 35 -- Peter Jok vs. Indiana (2/21/17)

Field Goals Made

- 17 -- Luka Garza at Michigan (12/6/19)
- 15 -- Keegan Murray vs. Nebraska (2/13/22)
- 14 -- Keegan Murray vs. Maryland (1/3/22)
- 14 -- Luka Garza vs. Oregon (3/22/21)
- 14 -- Luka Garza vs. Southern (11/27/20)
- 14 -- Luka Garza at Indiana (2/13/20)
- 13 -- Kris Murray vs. Omaha (11/21/22)
- 13 -- Keegan Murray vs. W. Illinois (12/29/21)
- 13 -- Keegan Murray vs. Utah State (12/18/21)
- 13 -- Luka Garza vs. Minnesota (1/10/21)
- 13 -- Luka Garza vs. Iowa State (12/11/20)
- 13 -- Luka Garza vs. Western Illinois (12/3/20)
- 13 -- Luka Garza vs. Penn State (1/4/20)

Field Goals Attempted

- 32 -- Luka Garza at Michigan (12/6/19)
- 28 -- Luka Garza vs. Penn State (2/29/20)
- 27 -- Luka Garza at Minnesota (12/25/20)
- 27 -- Kris Murray at Minnesota (2/12/23)
- 24 -- Devyn Marble vs. Wisconsin (1/5/14)
- 24 -- Peter Jok vs. Nebraska (1/5/17)

3-Point FG Made

- 10 -- Jordan Bohannon at Maryland (2/10/22) *
- 8 -- Keegan Murray vs. Indiana (3/12/22)
- 8 -- Jordan Bohannon vs. Nebraska (3/4/21)
- 8 -- Peter Jok vs. Memphis (11/26/16)
- 8 -- Jordan Bohannon vs. Maryland (2/25/17)
- 7 -- Jordan Bohannon vs. N. Carolina (12/8/20)
- 7 -- Jordan Bohannon vs. N'western (2/25/18)
- 7 -- Jordan Bohannon vs. Notre Dame (11/29/16)
- 7 -- Jordan Bohannon vs. TCU (3/19/17)
- 7 -- Devyn Marble vs. Oregon (3/18/12)
- 7 -- Matt Gatens vs. Wisconsin (2/13/12)
- 7 -- Matt Gatens vs. Indiana (2/19/12)

3-Point Field Goals Attempted

- 16 -- Jordan Bohannon at Maryland (2/10/22)
- 16 -- Jordan Bohannon vs. N. Carolina (12/8/20)
- 15 -- Jordan Bohannon at Notre Dame (12/3/16)
- 14 -- Jordan Bohannon at Syracuse (12/3/19)
- 14 -- Jordan Bohannon vs. Savannah St. (12/22/18)
- 14 -- Jordan Bohannon vs. N'western (2/25/18)
- 13 -- Kris Murray vs. Michigan (1/12/23)
- 13 -- Kris Murray vs. Nebraska (3/5/23)

Free Throws Made

- 22 -- Peter Jok vs. Indiana (2/21/17) *
- 15 -- Tony Perkins vs. Indiana (2/4/23)
- 14 -- Roy Devyn Marble vs. UNI (12/15/12)
- 14 -- Aaron White vs. Texas (11/20/14)
- 13 -- Tyler Cook vs. UAB (11/22/17)
- 13 -- Aaron White vs. Wisconsin (1/19/13)

Most Rebounds:

- 21 -- Keegan Murray vs. N.C. Central (11/16/21)
- 20 -- Kris Murray vs. Georgia Tech (11/29/22)
- 18 -- Keegan Murray vs. N'western (2/28/22)
- 18 -- Luka Garza vs. Wisconsin (1/27/20)
- 18 -- Luka Garza at Nebraska (1/7/20)
- 18 -- Adam Woodbury vs. Wisconsin (2/24/16)
- 17 -- Luka Garza at Minnesota (12/25/20)
- 17 -- Aaron White vs. Iowa State (12/13/13)

Most Assists

- 14 -- Jordan Bohannon vs. Minnesota (1/10/21)
- 13 -- Jordan Bohannon vs. TCU (3/19/17)
- 13 -- Connor McCaffery vs. Ohio State (2/16/23)
- 12 -- Mike Gesell vs. Minnesota (2/14/16)
- 12 -- Mike Gesell vs. Coppin State (11/15/15)
- 11 -- Joe Toussaint vs. Alabama St (11/18/21)
- 11 -- Jordan Bohannon vs. Wisconsin (1/23/18)
- 11 -- Jordan Bohannon vs. South Dakota (3/15/17)
- 11 -- Mike Gesell vs. Michigan (3/5/16)
- 11 -- Devyn Marble vs. Wisconsin (2/22/14)
- 11 -- Bryce Cartwright vs. Dayton (3/13/12)

Most Steals

- 7 -- Eric May vs. SIUE (11/26/10)
- 6 -- Joe Toussaint at Maryland (1/7/21)
- 6 -- Jordan Bohannon vs. Pitt (11/27/18)
- 6 -- Roy Devyn Marble vs. Penn (11/22/13)
- 6 -- Eric May at Wake Forest (11/30/10)
- 5 -- Joe Toussaint vs. Kennesaw St (12/29/19)
- 5 -- Nicholas Baer vs. Drake (12/16/17)
- 5 -- Isaiah Moss vs. Indiana (3/9/17)
- 5 -- Jarryd Cole at Mich St (3/2/11)
- 5 -- Matt Gatens vs. Idaho St (12/4/10)
- 5 -- Aaron White vs. North Florida (12/22/14)
- 5 -- Mike Gesell at Penn State (2/28/15)
- 5 -- Filip Rebraca vs. Eastern Illinois (12/21/22)
- 5 -- Patrick McCaffery at Purdue (2/9/23)

Most Blocks

- 7 -- Melsahn Basabe vs. Iowa St (12/10/10)
- 7 -- Gabriel Olasen vs. Illinois (3/5/13)
- 6 -- Nicholas Baer at Nebraska (1/5/17)
- 6 -- Jarrod Uthoff vs. Minnesota (2/14/16)
- 6 -- Jarrod Uthoff vs. Michigan State (12/29/15)
- 6 -- Nicholas Baer vs. Drake (12/19/15)
- 6 -- Melsahn Basabe vs. Ohio State (1/4/11)

1

IOWA 110, NORTH DAKOTA 68

Nov. 7, 2023 | Iowa City, Iowa | Carver-Hawkeye Arena

Official Basketball Box Score - Final
North Dakota at Iowa
11/07/23 Carver-Hawkeye Arena, Iowa City, Iowa
2023-24 Men's BasketballGame Time: 7:01 PM
Game Duration: 1:45
Attendance: 7,653

Officials: Earl Watson, Mason Siler, Amy Bonner

North Dakota - 68

Record: 0-1

NO. Name	Min	FG	3P	FT	Rebounds	Fouls	TP	AS	TO	ST	Blocks	+/-
		M-A	M-A	M-A	OR DR TOT	PF FD					BS BA	
5 Deng Mayar	F 23:28	2-6	0-1	2-3	2 5 7	2 4	6	0	4	0	1 1	-27
10 Tsotne Tsansidze	F 26:43	2-4	0-2	5-6	4 2 6	3 3	9	1	3	1	0 0	-29
20 B.J. Omat	F 32:40	10-21	2-8	2-3	1 5 6	2 3	24	2	1	0	0 0	-26
2 Eli King	G 25:30	1-9	0-4	0-0	0 3 3	4 0	2	4	4	1	0 1	-33
52 Treysen Eaglestaff	G 20:52	3-7	1-3	0-0	1 1 2	1 1	7	0	2	1	1 0	-31
15 Brady Danielson	18:04	3-6	1-3	0-0	1 3 4	1 2	7	1	0	1	0 0	-8
1 Elijah Brooks	19:56	3-6	0-1	1-4	0 0 0	4 3	7	0	1	0	0 0	-21
3 Amar Kuljohovic	17:56	3-5	0-1	0-1	1 6 7	1 1	6	0	2	0	0 0	-22
21 Mambourou Mara	12:54	0-3	0-2	0-0	1 1 2	0 1	0	1	1	1	0 0	-19
11 Daniel Hong	01:57	0-0	0-0	0-0	0 0 0	0 0	0	0	0	0	0 0	-4
Team					1 0 1		0		1			
Totals		27-67	4-25	10-17	12 26 38	19 18	68	9	19	5	3 2	-42

Technical Fouls: NONE

Shooting By Period
1st FG% 14-33 42.4%
3PT% 3-12 25.0%
FT% 1-1 100%
2nd FG% 13-34 38.2%
3PT% 1-13 7.7%
FT% 9-16 56.3%
GM FG% 27-67 40.3%
3PT% 4-25 16.0%
FT% 10-17 58.8%
Dead Ball Rebounds: 2 0

Iowa - 110

Record: 1-0

NO. Name	Min	FG	3P	FT	Rebounds	Fouls	TP	AS	TO	ST	Blocks	+/-
		M-A	M-A	M-A	OR DR TOT	PF FD					BS BA	
22 Patrick McCaffery	F 22:45	2-4	1-3	6-7	0 5 5	1 4	11	2	1	1	1 0	30
23 Ben Krikke	F 23:02	8-13	1-1	1-1	4 2 6	2 3	18	1	0	1	0 1	34
5 Dasonte Bowen	G 21:43	4-6	1-2	3-3	1 2 3	1 4	12	5	0	2	0 0	39
11 Tony Perkins	G 24:56	3-11	1-2	3-4	0 6 6	1 1	10	2	0	2	0 2	33
20 Payton Sandfort	G 20:24	7-13	3-7	4-4	2 7 9	3 3	21	2	2	0	0 0	27
4 Josh Dix	21:09	2-3	0-0	0-0	2 2 2	0 0	4	1	0	1	0 0	-8
13 Ladi Demebele	15:18	3-5	2-3	0-0	0 1 1	1 1	8	0	0	1	0 0	-1
24 Pryce Sandfort	17:15	1-7	1-3	0-0	0 3 3	2 1	3	0	0	0	1 0	12
2 Brock Harding	10:39	2-4	1-1	1-1	1 0 1	0 1	6	7	3	0	0 0	-1
32 Owen Freeman	15:01	7-8	0-1	0-0	1 2 3	4 0	14	1	1	2	0 0	4
1 Spencer Hutchison	01:57	0-0	0-0	0-0	0 1 1	0 0	0	1	0	0	0 0	4
10 Jovone Cater	01:57	0-0	0-0	0-0	0 0 0	0 0	0	0	0	0	0 0	4
14 Carter Kingsbury	01:57	1-1	1-1	0-0	0 2 2	0 0	3	0	0	0	0 0	4
25 Luc Laketa	01:57	0-0	0-0	0-0	0 0 0	1 0	0	1	0	0	0 0	4
Team					2 0 2		0		0			
Totals		40-75	12-24	18-20	11 33 44	18 19	110	23	7	12	3 3	42

Technical Fouls: NONE

Shooting By Period
1st FG% 19-41 46.3%
3PT% 8-16 50.0%
FT% 10-12 83.3%
2nd FG% 21-34 61.8%
3PT% 4-8 50.0%
FT% 8-8 100%
GM FG% 40-75 53.3%
3PT% 12-24 50.0%
FT% 18-20 90.0%
Dead Ball Rebounds: 0 0

	UND	IOWA
Biggest lead	0 (1 st 20:00)	44 (2 nd 1:17)
Best Scoring Run	7 (2 nd 8:48)	11 (2 nd 12:22)
Lead Changes	0	
Times Tied	0	
Time with Lead	00:00	39:12

Points from	UND	IOWA
Turnovers	6	31
Paint	44	50
Second Chance	10	12
Fast Breaks	3	27
Bench	20	38

Period by Period Scoring			
	1st	2nd	TOT
UND	32	36	68
IOWA	56	54	110

2

IOWA 98, ALABAMA STATE 67

Nov. 10, 2023 | Iowa City, Iowa | Carver-Hawkeye Arena

Official Basketball Box Score - Final
Alabama St. at Iowa
11/10/23 Carver-Hawkeye Arena, Iowa City, Iowa
2023-24 Men's BasketballGame Time: 7:00 PM
Game Duration: 1:59
Attendance: 8,814

Officials: D.J. Carstensen, Rob Kueneman, Tariq Lucas

Alabama St. - 67

Record: 0-2

NO. Name	Min	FG	3P	FT	Rebounds	Fouls	TP	AS	TO	ST	Blocks	+/-
		M-A	M-A	M-A	OR DR TOT	PF FD					BS BA	
22 Darrell Reed	F 12:09	0-1	0-0	0-0	1 2 3	3 0	0	0	0	0	1 0	-7
23 Eric Coleman	F 15:24	1-3	1-3	0-0	0 1 1	4 1	3	0	1	0	0 0	-7
3 CJ Hines	G 34:02	3-10	2-5	7-7	0 1 1	4 6	15	5	2	0	0 0	-27
11 Micah Octave	G 11:20	0-3	0-2	0-0	2 3 5	3 0	0	0	3	1	0 1	-5
20 Antonio "TJ" Madlock	G 31:22	9-22	0-3	5-6	0 6 6	4 3	23	2	4	2	0 0	-25
25 Jasteven Walker	31:50	5-8	2-4	1-3	3 6 9	1 2	13	0	2	1	2 0	-30
1 Amarr Knox	21:13	1-7	0-3	1-2	2 2 4	3 1	3	0	1	1	0 0	-9
5 Sean Smith	22:08	4-8	1-2	0-0	0 2 2	2 0	9	0	0	0	0 0	-20
35 Ubong Okon	13:28	0-2	0-0	1-2	4 4 8	4 2	1	0	2	0	0 0	-8
5 Kendal Parker	05:22	0-1	0-0	0-0	0 0 0	0 0	0	0	0	0	0 0	-13
10 Jabari Williams	01:43	0-0	0-0	0-0	0 0 0	1 0	0	0	0	0	0 0	-4
Team					4 3 7		0		1			
Totals		23-65	6-22	15-20	16 30 46	29 15	67	7	16	5	3 3	-31

Technical Fouls: NONE

Shooting By Period
1st FG% 14-33 42.4%
3PT% 6-15 40.0%
FT% 3-3 100%
2nd FG% 9-32 28.1%
3PT% 0-7 0.0%
FT% 12-17 70.6%
GM FG% 23-65 35.4%
3PT% 6-22 27.3%
FT% 15-20 75.0%
Dead Ball Rebounds: 2 0

Iowa - 98

Record: 2-0

NO. Name	Min	FG	3P	FT	Rebounds	Fouls	TP	AS	TO	ST	Blocks	+/-
		M-A	M-A	M-A	OR DR TOT	PF FD					BS BA	
22 Patrick McCaffery	F 26:12	7-12	2-5	6-6	0 3 3	0 4	22	1	0	0	0 0	17
23 Ben Krikke	F 22:18	5-10	0-0	3-8	3 3 6	3 8	13	2	0	2	0 1	21
5 Dasonte Bowen	G 18:21	1-6	0-3	0-0	1 1 2	2 0	5	0	0	0	0 0	20
11 Tony Perkins	G 25:52	4-8	0-2	4-5	2 3 5	1 5	12	3	2	0	1 0	23
20 Payton Sandfort	G 28:23	5-13	4-10	3-3	5 7 12	0 4	17	4	0	1	0 0	28
4 Josh Dix	17:30	3-4	1-2	0-0	1 2 3	0 0	7	3	0	1	0 0	12
32 Owen Freeman	11:51	1-4	0-1	6-9	3 0 3	1 5	8	0	1	1	0 1	-4
13 Ladi Demebele	14:17	1-2	0-1	0-2	1 3 4	2 2	2	0	1	1	0 0	16
24 Pryce Sandfort	10:46	2-4	1-3	1-2	0 2 2	2 1	6	2	0	0	0 0	6
2 Brock Harding	14:58	2-6	1-2	0-0	0 0 0	0 0	5	7	2	2	0 0	5
0 Even Brauns	03:21	1-1	0-0	0-0	0 2 2	1 0	2	0	0	0	0 0	3
14 Carter Kingsbury	02:45	1-1	0-0	0-0	1 0 1	0 0	2	0	0	0	0 0	4
10 Jovone Cater	01:43	0-1	0-0	0-0	0 1 1	1 0	0	0	0	0	0 0	1
25 Luc Laketa	01:43	0-0	0-0	0-0	0 0 0	0 0	0	0	0	0	0 0	2
Team					2 2 4		0		0			
Totals		33-72	9-29	23-35	19 29 48	15 29	98	27	6	6	3 3	31

Technical Fouls: NONE

Shooting By Period
1st FG% 16-34 47.1%
3PT% 4-12 33.3%
FT% 17-17 76.5%
2nd FG% 17-38 44.7%
3PT% 5-17 29.4%
FT% 10-18 55.6%
GM FG% 33-72 45.8%
3PT% 9-29 31.0%
FT% 23-35 65.7%
Dead Ball Rebounds: 2 0

3

#8 CREIGHTON 92, IOWA 84

Nov. 14, 2023 | Omaha, Neb. | CHI Health Center

Official Basketball Box Score - Final
Iowa at #8 Creighton
11/14/23 CHI Health Center Omaha, Omaha, Neb.
2023-24 Creighton Men's BasketballGame Time: 9:00 PM
Game Duration: 1:55
Attendance: 17,352

Officials: Earl Walton, Rob Riley, Courtney Green

Iowa - 84

Record: 2-1

NO. Name	Min	FG	3P	FT	Rebounds	Fouls	TP	AS	TO	ST	Blocks	+/-
		M-A	M-A	M-A	OR DR TOT	PF FD					BS BA	
22 Patrick McCaffery	F 29:51	5-8	0-1	3-5	0 2 2	2 5	13	3	0	2	2 0	-10
23 Ben Krikke	F 30:46	11-18	0-0	2-2	4 1 5	2 2	24	1	3	1	0 1	-1
5 Dasonte Bowen	G 25:25	1-6	0-0	0-0	1 1 1	2 1	2	4	1	0	0 1	-11
11 Tony Perkins	G 31:58	6-12	2-3	2-3	1 5 6	3 4	16	3	1	3	1 1	-1
20 Payton Sandfort	G 17:59	3-7	2-6	3-3	0 6 6	4 1	11	1	0	0	0 0	-10
4 Josh Dix	18:00	0-1	0-0	0-0	0 3 3	1 0	0	2	1	0	0 0	-6
24 Pryce Sandfort	10:09	1-3	0-2	0-0	1 1 0	0 0	2	1	0	1	0 0	2
32 Owen Freeman	13:51	4-7	0-0	0-1	1 0 1	3 1	8	0	0	0	3 0	10
2 Brock Harding	08:02	0-2	0-0	0-0	0 0 0	0 0	0	3	1	0	0 0	-7
13 Ladi Demebele	13:59	3-4	2-2	0-0	0 2 2	1 0	8	2	0	0	0 0	-6
Team					2 1 3		0		0			
Totals		34-68	6-14	10-14	8 22 30	18 14	84	20	7	7	6 3	-8

Technical Fouls: NONE

Shooting By Period
1st FG% 17-35 48.6%
3PT% 3-7 42.9%
FT% 6-6 100%
2nd FG% 17-33 51.5%
3PT% 3-7 42.9%
FT% 4-8 50%
GM FG% 34-68 50.0%
3PT% 6-14 42.9%
FT% 10-14 71.4%
Dead Ball Rebounds: 1 0

#8 Creighton - 92

Record: 3-0

NO. Name	Min	FG M-A	3P M-A	FT M-A	Rebounds OR DR TOT	Fouls PF FD	TP	AS	TO	ST	Blocks BS BA	+/-
13 Mason Miller	F 26:31	1-5	1-4	4-4	1 4 5	3 2	7	1	1	0	0	1
11 Ryan Kalkbrenner	C 27:25	5-7	0-1	3-8	3 1 4	3 7	13	1	2	0	2	0
1 Steven Ashworth	G 22:06	0-3	0-3	0-0	0 4 4	1 0	0	3	1	1	0	1
23 Trey Alexander	G 37:43	9-19	1-4	4-4	1 10 11	3 3	23	9	5	0	1	3
5 Baylor Scheierman	G 35:48	6-12	3-9	2-3	0 4 4	2 2	17	4	1	0	0	0
33 Fredrick King	12:29	5-6	0-0	2-2	3 2 5	0 2	12	0	1	0	0	6
4 Isaac Traudt	13:22	2-3	2-3	0-0	1 1 0	0 6	1	0	0	0	0	6
5 Francisco Farabello	24:34	4-6	3-4	3-3	0 3 3	2 2	14	0	0	0	1	4
15 Josiah Dotzler	00:03	0-1	0-1	0-0	0 0 0	0 0	0	0	0	1	0	0
Team					1 0 1		0	1				
Totals		32-62	10-29	18-24	9 29 38	14 18	92	19	12	2	3	6
Technical Fouls: NONE												

2023-24 IOWA MEN'S BASKETBALL \ \ BOX SCORES

@IOWAKOOPS

5

OKLAHOMA 79, IOWA 67

Nov. 23, 2023 | La Jolla, Calif. | LionTree Arena

Official Basketball Box Score - Final
Oklahoma at Iowa
11/23/23 LionTree Arena, La Jolla
2023-24 Men's BasketballGame Time: 12:00 PM
Game Duration: 2:08
Attendance: 3,500

Officials: Gerry Pollard, DJ Carstensen, Brooks Wells

Oklahoma - 79

Record: 5-0

NO. Name	Min	FG M-A	3P M-A	FT M-A	Rebounds OR DR TOT	Fouls PF FD	TP	AS	TO	ST	Blocks BS BA	+/-
10 Sam Godwin	F 19:45	5-7	0-0	1-2	3 2 5	1 3	11	0	1	0	1 1	4
14 Jalón Moore	F 25:42	6-7	1-1	5-5	2 3 5	3 5	18	0	1	1	2 0	1
3 Javian McCollum	G 34:27	6-11	2-5	0-0	0 1 1	0 0	14	3	3	0	0 0	13
2 Otega Oweh	G 31:33	6-10	0-0	1-2	0 4 4	3 3	13	0	1	4	0 1	9
12 Milos Uzan	G 32:17	2-7	0-3	0-0	0 5 5	3 1	4	9	0	0	0 1	4
0 Le'Tre Darthard	19:00	1-8	0-5	2-2	0 0 0	1 1	4	0	2	1	0 0	7
1 John Hugley IV	17:23	3-6	0-1	2-2	1 3 4	4 1	8	2	0	1	0 1	8
5 Rivaldo Soares	16:36	2-7	1-4	0-0	0 4 4	0 0	5	1	0	0	1 0	10
45 Luke Northweather	03:17	0-1	0-1	2-2	0 0 0	0 1	2	0	0	1	0 0	4
Team					3 4 7		0					
Totals		31-64	4-20	13-15	9 26 35	15 15	79	15	8	4	4 12	

Technical Fouls: NONE

Iowa - 67

Record: 3-2

NO. Name	Min	FG M-A	3P M-A	FT M-A	Rebounds OR DR TOT	Fouls PF FD	TP	AS	TO	ST	Blocks BS BA	+/-
22 Patrick McCaffery	F 23:30	1-7	0-3	0-0	0 3 3	0 0	2	0	1	0	0 2	-13
23 Ben Krikke	F 28:24	4-9	0-0	3-3	1 2 3	3 4	11	1	1	0	0 0	-1
5 Dasonte Bowen	G 24:59	3-8	0-1	1-2	3 0 3	3 2	7	1	2	1	0 0	-13
11 Tony Perkins	G 21:42	1-10	0-4	4-6	4 2 6	1 3	6	2	2	0	2	-14
20 Payton Sandfort	G 24:36	5-10	0-5	2-2	3 4 7	2 3	12	1	2	1	0 0	-13
32 Owen Freeman	19:26	5-10	0-0	3-3	4 7 3	3 2	19	0	2	1	3 0	2
4 Josh Dix	15:51	1-3	1-2	0-0	0 0 0	0 0	3	1	0	0	0 0	1
2 Brock Harding	15:22	2-4	2-3	0-0	0 2 2	1 0	6	2	0	1	0 0	1
24 Pryce Sandfort	15:22	2-5	1-4	0-0	3 3 3	1 0	5	1	0	0	0 0	5
13 Ladji Dembele	11:36	0-1	0-1	2-2	1 2 3	1 1	2	1	3	0	1 0	1
Team					3 4 7		0					
Totals		24-67	4-23	15-18	18 26 44	15 15	67	10	14	4	4 12	

Technical Fouls: NONE

	OKA	IOWA
Biggest lead	22 (2 nd 4:11)	0 (1 st 20:00)
Best Scoring Run	7 (1 st 11:18)	7 (2 nd 2:22)
Lead Changes	0	
Times Tied	1	
Time with Lead	39:28	00:00

Points from Turnovers	OKA	IOWA
Paint	46	34
Second Chance	8	13
Fast Breaks	15	5
Bench	19	29

Period by Period Scoring	1st	2nd	TOT
OKA	36	43	79
IOWA	24	43	67

6

IOWA 85, SETON HALL 72

Nov. 24, 2023 | La Jolla, Calif. | LionTree Arena

Official Basketball Box Score - Final
Seton Hall at Iowa
11/24/23 LionTree Arena, La Jolla
2023-24 Men's BasketballGame Time: 3:00 PM
Game Duration: 2:06
Attendance: 3,912

Officials: Gerry Pollard, Randy McCall, Nathan Farrell

Seton Hall - 72

Record: 4-2

NO. Name	Min	FG M-A	3P M-A	FT M-A	Rebounds OR DR TOT	Fouls PF FD	TP	AS	TO	ST	Blocks BS BA	+/-
14 Dre Davis	F 34:50	6-16	0-3	6-6	3 4 7	1 4	18	3	2	2	0 1	-6
15 Jaden Bediako	C 32:52	5-10	0-0	1-2	7 4 11	2 3	11	1	0	1	0 0	-3
0 Dylan Addae-Wusu	G 31:37	4-9	3-6	0-0	3 4 7	4 0	11	3	0	1	0 0	-17
1 Kadary Richmond	G 31:47	4-15	0-3	0-0	0 3 3	3 3	8	3	2	1	0 0	-16
2 Al-Amir Dawes	G 34:15	4-14	4-12	2-2	0 1 1	2 1	14	2	2	0	0 0	-9
9 Arda Ozdogan	04:36	0-1	0-0	0-0	0 0 0	1 1	0	0	0	0	0 0	-6
7 Sadraque NgaNga	05:11	0-1	0-0	0-0	0 1 1	1 0	0	0	0	0	0 0	-1
13 Jaquian Sanders	01:55	1-1	0-0	0-0	0 0 0	0 0	2	0	0	0	0 0	-1
21 Isaiah Coleman	22:32	3-8	1-3	1-2	2 3 5	4 2	8	2	0	3	0 0	2
22 Malachi Brown	00:26	0-0	0-0	0-0	0 0 0	0 0	0	0	0	0	0 0	-2
Team					1 2 3		0					
Totals		27-75	8-27	10-12	16 22 38	18 13	72	14	6	8	1 2	-13

Technical Fouls: NONE

Iowa - 85

Record: 4-2

NO. Name	Min	FG M-A	3P M-A	FT M-A	Rebounds OR DR TOT	Fouls PF FD	TP	AS	TO	ST	Blocks BS BA	+/-
22 Patrick McCaffery	F 27:19	4-7	1-2	1-1	0 6 6	0 1	10	2	1	0	0 1	8
23 Ben Krikke	F 31:48	8-10	0-0	3-4	0 1 1	3 5	19	5	1	0	0 0	11
5 Dasonte Bowen	G 15:15	1-1	0-0	1-1	0 1 1	2 1	3	2	1	0	0 0	-1
11 Tony Perkins	G 31:11	4-7	1-2	5-7	0 5 5	1 5	14	5	2	1	0 0	5
20 Payton Sandfort	G 33:54	7-14	4-10	4-4	0 9 9	1 3	22	3	1	1	0 0	5
4 Josh Dix	20:21	3-4	1-1	2-2	0 3 3	2 1	9	1	0	1	0 0	12
32 Owen Freeman	14:51	3-4	0-0	0-0	2 1 3	1 0	6	1	3	1	1 0	7
2 Brock Harding	08:49	0-3	0-2	0-0	0 1 1	1 0	0	1	1	1	0 0	8
13 Ladji Dembele	13:18	1-3	0-1	0-0	0 3 3	2 2	0	0	0	0	0 0	5
24 Pryce Sandfort	03:14	0-2	0-1	0-0	0 0 0	0 0	0	0	0	0	0 0	5
Team					1 3 4		0					
Totals		31-55	7-19	16-19	3 33 36	13 18	85	20	11	4	2 1	13

Technical Fouls: NONE

	HALL	IOWA
Biggest lead	2 (1 st 19:21)	18 (1 st 3:47)
Best Scoring Run	10 (2 nd 15:58)	8 (1 st 15:06)
Lead Changes	1	
Times Tied	1	
Time with Lead	00:51	37:43

Points from Turnovers	HALL	IOWA
Paint	38	40
Second Chance	17	2
Fast Breaks	7	14
Bench	10	17

Period by Period Scoring	1st	2nd	TOT
HALL	33	39	72
IOWA	44	41	85

7

IOWA 103, NORTH FLORIDA 78

Nov. 29, 2023 | Iowa City, Iowa | Carver-Hawkeye Arena

Official Basketball Box Score - Final
North Florida at Iowa
11/29/23 Carver-Hawkeye Arena, Iowa City, Iowa
2023-24 Men's BasketballGame Time: 8:00 PM
Game Duration: 1:48
Attendance: 8,641

Officials: Kelly Plester, Tim Comer, Shane Stages

North Florida - 78

Record: 4-4

NO. Name	Min	FG M-A	3P M-A	FT M-A	Rebounds OR DR TOT	Fouls PF FD	TP	AS	TO	ST	Blocks BS BA	+/-
5 Dorian James	F 24:17	2-7	0-0	0-0	3 0 3	3 3	4	0	1	1	0 2	-13
2 Chaz Lanier	G 30:34	7-9	2-2	0-0	0 4 4	0 0	16	1	5	2	0 1	-7
11 Nate Litteras	G 26:56	3-10	2-7	0-0	0 7 7	1 1	8	0	0	0	0 0	-10
33 Oscar Berry	G 18:14	1-4	1-3	0-0	0 2 2	1 1	3	1	1	2	0 1	-17
55 Annatt Moss	G 20:58	6-9	0-0	1-1	0 2 2	1 1	13	1	2	0	0 0	-17
1 Jah Nize	08:09	1-4	1-3	0-0	0 0 0	2 0	3	0	2	0	0 1	-10
32 Jake van der Heijden	21:01	2-5	1-3	2-2	1 1 2	3 2	7	0	0	0	0 0	-17
0 Jasai Miles	19:01	3-6	1-2	1-1	5 2 7	2 1	8	1	2	1	0 1	-10
4 Trent Coleman	06:08	0-2	0-0	0-0	0 0 0	2 0	0	1	0	0	0 0	-9
12 Jaylen Smith	19:02	5-9	4-8	1-3	0 2 2	3 1	15	1	2	0	0 0	-8
13 Max Hrdlicka	04:02	0-1	0-1	1-2	0 0 0	0 1	1	0	0	1	0 0	-6
21 Brandon Rasmussen	01:38	0-0	0-0	0-0	0 0 0	1 0	0	0	0	0	0 0	-1
Team					0 0 0		0		3			
Totals		30-66	12-31	6-9	9 20 29	19 11	78	6	18	7	0 6	-25

Technical Fouls: NONE

Iowa - 103

Record: 5-2

Iowa - 103		Record: 5-2										Technical Fouls: 10/10		
NO. Name	Min	FG M-A	3P M-A	FT M-A	Rebounds OR DR TOT	Fouls PF FT	TP	AS	TO	ST	Blocks BS BA	+/-		
22 Patrick McCaffery	F 28:58	7-13	2-2	0-0	0 5 5	0 1	16	1	3	1	0 0	19		
23 Ben Krikke	F 29:39	5-9	0-0	11-11	1 1 2	3 7	21	0	2	1	0 0	9		
5 Dasonte Bowen	G 17:20	2-4	1-2	4-4	1 0 1	1 2	9	3	0	1	0 0	2		
11 Tony Perkins	G 30:20	8-10	2-3	3-4	0 2 2	1 2	21	1	1	1	0 0	18		
20 Payton Sandfort	G 20:54	4-7	2-4	0-0	0 8 8	2 0	10	2	1	1	0 0	15		
4 Josh Dix	16:47	3-4	1-2	0-0	0 3 3	0 0	7	4	1	0	1 0	9		
32 Owen Freeman	18:53	6-8	0-0	4-4	3 2 5	1 4	16	1	0	3	5 0	25		
2 Brock Harding	10:34	0-2	0-0	0-0	0 1 1	0 0	0	2	0	0	0 0	9		
13 Ladji Dembele	13:36	0-2	0-0	1-2	0 1 1	3 2	1	1	2	0	0 0	10		
24 Pryce Sandfort	10:40	1-2	0-1	0-1	1 2 3	0 1	2	1	0	1	0 0	6		
0 Even Brauns	01:27	0-0	0-0	0-0	0 0 0	0 0	0	0	0	0	0 0	2		
14 Carter Kingsbury	00:52	0-0	0-0	0-0	0 1 1	0 0	0	0	0	0	0 0	1		
Team					1 3 4		0		1					
Totals		36-61	8-14	23-26	7 29 36	11 19	103	17	11	9	6 0	25		

Technical Fouls: NONE

	UNF	IOWA
Biggest lead	5 (1 st 18:50)	25 (2 nd 0:52)
Best Scoring Run	9 (1 st 8:52)	12 (1 st 5:40)
Lead Changes	9	
Times Tied	1	
Time with Lead	02:33	36:04

Points from Turnovers	UNF	IOWA
Paint	34	46
Second Chance	6	10
Fast Breaks	7	20
Bench	34	26

Period by Period Scoring	1st	2nd	TOT
UNF	43	35	78
IOWA	47	56	103

8

#4 PURDUE 87, IOWA 68

Dec. 4, 2023 | West Lafayette, Ind. | Mackey Arena

Official Basketball Box Score - Final
Iowa at Purdue
12/04/23 Mackey Arena, West Lafayette
2023-24 Men's BasketballGame Time: 7:00 PM
Game Duration: 1:47
Attendance: 14,876

Officials: DJ Carstensen, James Breeding, Eric Curry

Iowa - 68

Record: 5-3 (0-1)

NO. Name	Min	FG M-A	3P M-A	FT M-A	Rebounds OR DR TOT	Fouls PF FD	TP	AS	TO	ST	Blocks BS BA	+/-
22 Patrick McCaffery	F 28:30	1-5	0-2	6-6	0 5 5	0 5	8	2	1	1	0 0	-10
23 Ben Krikke	F 30:47	7-19	0-1	2-4	3 4 7	4 3	16	1	3	1	0 0	-18</

9

IOWA STATE 90, IOWA 65

Dec. 7, 2023 | Ames, Iowa | Hilton Coliseum

Official Basketball Box Score - Final
Iowa at Iowa State
12/07/23 James H. Hilton Coliseum, Ames, Iowa
2023-24 Men's BasketballGame Time: 6:32 PM
Game Duration: 1:59
Attendance: 14,267

Officials: Keith Kimble, Paul Szabo, Bret Smith

Iowa - 65

Record: 5-4

NO. Name	Min	FG		3P	FT	Rebounds		Fouls		TP	AS	TO	ST	Blocks		+/-
		M-A	M-A			OR	DR	PF	FD					BS	BA	
22 Patrick McCaffery	F 16:50	0-3	0-2	0-0	0-0	0	1	1	0	0	0	0	0	0	0	-25
23 Ben Krikke	F 27:47	4-8	0-1	0-0	1	2	3	1	0	8	0	1	0	0	1	-32
4 Josh Dix	G 11:52	2-3	1-2	0-0	0	0	0	2	0	5	2	2	1	0	0	5
11 Tony Perkins	G 22:14	2-7	1-2	1-2	0	1	1	3	1	6	2	3	1	0	0	-23
20 Payton Sandfort	G 31:20	4-9	4-9	2-3	1	5	6	3	1	14	3	2	2	0	0	-21
5 Dasonte Bowen	20:46	3-8	0-1	7-7	1	1	2	4	4	13	4	1	1	0	3	2
32 Owen Freeman	19:02	5-6	0-0	1-2	4	4	8	3	3	11	0	4	1	3	0	-15
2 Brock Harding	22:37	1-6	1-4	2-2	0	2	2	4	2	5	3	3	2	0	1	-16
13 Ladi Dembele	13:29	0-3	0-2	0-0	0	1	1	0	2	0	0	0	1	0	1	1
24 Pryce Sandfort	08:40	1-4	1-3	0-0	0	1	1	0	0	3	0	2	0	0	0	-4
0 Even Brauns	05:23	0-0	0-0	0-0	0	2	3	1	0	0	1	0	0	0	0	3
Team						2	3	5		0						
Totals		22-57	8-26	13-16	10	23	33	21	13	65	14	19	9	3	6	-25

Technical Fouls: NONE

Iowa State - 90

Record: 7-2

NO. Name	Min	FG		3P	FT	Rebounds		Fouls		TP	AS	TO	ST	Blocks		+/-
		M-A	M-A			OR	DR	PF	FD					BS	BA	
0 Tre King	F 26:51	8-11	0-0	1-1	1	4	5	2	1	17	1	0	1	2	1	18
12 Robert Jones	F 27:52	6-6	0-0	6-10	4	2	6	1	6	18	2	0	2	1	0	26
22 Milan Momcilovic	F 28:54	3-10	2-4	0-0	1	2	3	4	1	8	0	3	0	1	0	18
3 Tamin Lipsey	G 33:45	3-7	2-5	3-4	1	6	7	2	4	11	6	5	4	0	0	23
10 Keshon Gilbert	G 36:06	8-16	3-3	6-8	1	4	5	2	7	25	6	3	3	0	1	-23
4 Demarion Watson	04:25	0-0	0-0	0-0	0	0	1	1	0	0	0	0	0	1	0	-2
5 Curtis Jones	14:37	2-5	0-2	0-1	0	4	4	1	1	4	1	1	1	1	1	10
1 Jackson Paveletzke	27:30	2-5	1-3	2-2	1	4	5	0	1	7	3	0	1	0	0	9
Team						0	0	0		0						
Totals		32-60	8-17	18-26	10	26	36	13	21	90	19	12	12	6	3	25

Technical Fouls: NONE

		IOWA	ISU
Biggest lead	1 (1 st 18:31)	32 (2 nd 3:53)	
Best Scoring Run	9 (2 nd 8:51)	7 (1 st 7:27)	
Lead Changes	2		
Times Tied	0		
Time with Lead	00:35	39:08	

Game Notes: Flagrant 1: IOWA #2 Harding (14:21, 2nd); IOWA #2 Harding (6:30, 2nd) ♦

10

MICHIGAN 90, IOWA 80

Dec. 10, 2023 | Iowa City, Iowa | Carver-Hawkeye Arena

Official Basketball Box Score - Final
Michigan at Iowa
12/10/23 Carver-Hawkeye Arena, Iowa City
2023-24 Men's BasketballGame Time: 3:30 PM
Game Duration: 2:04
Attendance: 10,000

Officials: Jeffrey Anderson, Terry Oglesby, Doug Simmons

Michigan - 90

Record: 5-5 (1-1)

NO. Name	Min	FG		3P	FT	Rebounds		Fouls		TP	AS	TO	ST	Blocks		+/-
		M-A	M-A			OR	DR	PF	FD					BS	BA	
5 Terrance Williams II	F 33:28	5-9	3-6	0-0	4	1	5	1	0	13	3	2	1	0	1	10
13 Olivier Nkamhoua	F 30:08	5-11	2-3	0-0	1	9	10	3	0	12	2	3	1	1	1	9
32 Tarris Reed Jr.	F 25:40	7-10	0-0	5-7	4	2	6	2	4	19	0	2	0	3	0	11
0 Dug McDaniel	G 35:21	4-12	1-5	2-2	1	4	5	3	2	11	7	2	2	0	0	15
4 Nimari Burnett	G 32:24	4-11	2-8	4-5	1	2	3	2	3	14	4	1	1	1	1	15
2 Tray Jackson	15:42	1-1	0-0	6-6	0	1	1	3	2	8	0	1	0	1	0	9
42 Will Tschetter	20:19	3-6	1-2	3-4	0	6	6	2	2	10	1	0	0	0	0	12
24 Youssef Khayat	01:48	0-0	0-0	2-2	0	0	0	0	1	2	0	1	0	0	0	-4
40 George Washington III	01:25	0-0	0-0	1-2	0	0	0	0	0	1	1	0	0	0	0	-6
14 Ian Burns	01:19	0-0	0-0	0-0	0	0	0	0	0	0	0	0	0	0	0	-6
34 Jackson Selvala	01:13	0-0	0-0	0-0	0	0	0	0	0	0	0	0	0	0	0	-7
45 Cooper Smith	01:13	0-0	0-0	0-0	0	1	1	0	0	0	0	0	0	0	0	-8
Team						1	3	4		0						
Totals		29-60	9-24	23-28	12	29	41	16	15	90	17	13	5	6	3	10

Technical Fouls: Jackson 2nd 9:09

Iowa - 80

Record: 5-5 (0-2)

NO. Name	Min	FG		3P	FT	Rebounds		Fouls		TP	AS	TO	ST	Blocks		+/-
		M-A	M-A			OR	DR	PF	FD					BS	BA	
22 Patrick McCaffery	F 24:49	4-12	2-5	0-0	0	2	2	0	0	10	0	0	0	1	1	4
23 Ben Krikke	F 35:05	8-15	0-1	8-11	2	6	8	2	7	24	1	0	0	0	4	-10
32 Owen Freeman	F 17:50	1-1	0-0	3-4	1	3	4	3	3	5	0	0	2	1	0	-3
11 Tony Perkins	G 30:53	5-11	1-3	8-8	1	2	3	1	4	19	4	2	4	0	1	1
20 Payton Sandfort	G 26:44	4-9	2-5	0-2	0	3	3	3	1	10	3	3	1	0	0	3
5 Dasonte Bowen	12:33	0-1	0-0	0-0	1	1	2	2	0	5	1	0	0	0	0	-6
4 Josh Dix	15:11	1-5	0-4	0-0	0	1	1	0	0	2	1	1	0	0	0	-14
13 Ladi Dembele	11:51	1-4	0-1	0-0	2	1	3	4	0	2	1	1	1	0	0	-14
2 Brock Harding	12:29	3-4	0-1	0-0	0	0	0	0	0	6	0	1	1	0	0	-13
0 Even Brauns	04:43	1-1	0-0	0-0	0	0	0	0	0	2	0	0	0	0	0	1
24 Pryce Sandfort	07:52	0-1	0-0	0-0	0	1	1	0	0	0	1	0	0	1	0	1
Team						4	1	5		0						
Totals		28-64	5-20	19-25	11	21	32	17	15	80	16	10	9	3	6	-10

Technical Fouls: Coach 2nd 12:31 Coach 2nd 12:25

		MICH	IOWA
Biggest lead	20 (2 nd 12:25)	5 (1 st 16:23)	
Best Scoring Run	11 (2 nd 16:38)	6 (1 st 4:12)	
Lead Changes	9		
Times Tied	10		
Time with Lead	27:47	05:55	

11

FLORIDA A&M vs. IOWA

Dec. 16, 2023 | Des Moines, Iowa | Wells Fargo Arena

12

UMBC at IOWA

Dec. 20, 2023 | Iowa City, Iowa | Carver-Hawkeye Arena

Game Records

Record	Overall	Home	Away	Neutral
ALL GAMES	5-5	4-1	0-3	1-1
CONFERENCE	0-2	0-1	0-1	0-0
NON-CONFERENCE	5-3	4-0	0-2	1-1

Score by Periods

Team	1st	2nd	OT	TOT
Iowa	398	450	0	848
Opponents	390	407	0	797

Team Box Score

No.	Player				Total		3-Point		F-Throw		Rebounds													
		GP-GS	MIN	AVG	FG-FGA	FG%	3FG-3FGA	3FG%	FT-FTA	FT%	OFF	DEF	TOT	AVG	PF	DQ	A	TO	BLK	STL	PTS	AVG		
23	KRIKKE, Ben	10-10	292:41	29.3	70-119	.588	1-5	.200	38-52	.731	20	30	50	5.0	26	0	14	14	3	10	179	17.9		
20	SANDFORT, Payton	10-10	258:45	25.9	44-102	.431	24-67	.358	21-25	.840	18	54	72	7.2	22	0	27	13	1	7	133	13.3		
11	PERKINS, Tony	10-10	281:02	28.1	42-103	.408	8-24	.333	35-46	.761	13	33	46	4.6	16	0	26	15	5	14	127	12.7		
22	MCCAFFERY, Patrick	10-10	259:13	25.9	34-79	.430	9-28	.321	25-32	.781	1	35	36	3.6	3	0	13	7	4	5	102	10.2		
32	FREEMAN, Owen	10-1	160:34	16.1	36-57	.632	0-2	.000	22-32	.688	21	20	41	4.1	24	0	5	12	20	12	94	9.4		
5	BOWEN, Dasonte	10-8	197:29	19.7	20-48	.417	3-10	.300	25-27	.926	9	9	18	1.8	21	0	36	7	0	8	68	6.8		
4	DIX, Josh	10-1	168:01	16.8	18-32	.563	6-16	.375	7-8	.875	2	20	22	2.2	10	0	16	5	2	4	49	4.9		
2	HARDING, Brock	10-0	124:08	12.4	13-39	.333	6-14	.429	4-5	.800	1	6	7	0.7	8	0	26	12	0	9	36	3.6		
24	SANDFORT, Pryce	10-0	98:45	9.9	10-32	.313	5-20	.250	1-3	.333	1	13	14	1.4	6	0	6	2	2	2	26	2.6		
13	DEMBELE, Ladj	10-0	125:60	12.6	9-26	.346	4-12	.333	3-6	.500	5	15	20	2.0	15	0	6	8	1	5	25	2.5		
14	KINGSBURY, Carter	3-0	05:34	1.9	2-2	1.000	1-1	1.000	0-0	.000	1	3	4	1.3	0	0	0	0	0	0	5	1.7		
0	BRAUNS, Even	5-0	18:31	3.7	2-2	1.000	0-0	.000	0-0	.000	2	4	6	1.2	5	0	1	1	2	0	4	0.8		
10	CATER, Jovone	2-0	03:40	1.8	0-1	.000	0-0	.000	0-0	.000	0	1	1	0.5	1	0	0	0	0	0	0	0.0		
1	HUTCHISON, Spencer	1-0	01:57	2.0	0-0	.000	0-0	.000	0-0	.000	0	1	1	1.0	0	0	1	0	0	0	0	0.0		
25	LAKETA, Luc	2-0	03:40	1.8	0-0	.000	0-0	.000	0-0	.000	0	0	0	0.0	1	0	1	0	0	0	0	0.0		
Team											20	19	39					4						
Total		10	2000		300-642	.467	67-199	.337	181-236	.767	114	263	377	37.7	158	0	178	100	40	76	848	84.8		
Opponents		10	2000		293-652	.449	79-244	.324	132-184	.717	125	261	386	38.6	186	2	146	130	35	60	797	79.7		

Team Statistics

	IOWA	OPP
Scoring	848	797
Points per game	84.8	79.7
Scoring margin	+5.1	-
Field goals-att	300-642	293-652
Field goal pct	.467	.449
3 point fg-att	67-199	79-244
3-point FG pct	.337	.324
3-pt FG made per game	6.7	7.9
Free throws-att	181-236	132-184
Free throw pct	.767	.717
F-Throws made per game	18.1	13.2
Rebounds	377	386
Rebounds per game	37.7	38.6
Rebounding margin	-0.9	-
Assists	178	146
Assists per game	17.8	14.6
Turnovers	100	130
Turnovers per game	10.0	13.0
Turnover margin	+3.0	-
Assist/turnover ratio	1.8	1.1
Steals	76	60
Steals per game	7.6	6.0
Blocks	40	35
Blocks per game	4.0	3.5
Winning streak	0	-
Home win streak	0	-
Attendance	44644	46495
Home games-Avg/Game	5-8929	3-15498
Neutral site-Avg/Game	-	2-3706

Team Results

Date	Opponent		Score	Att.
11/07/2023	North Dakota	W	110-68	7653
11/10/2023	Alabama St.	W	98-67	8814
11/14/2023	at Creighton	L	84-92	17352
11/17/2023	Arkansas St.	W	88-74	9536
11/23/2023	vs Oklahoma	L	67-79	3500
11/24/2023	vs Seton Hall	W	85-72	3912
11/29/2023	North Florida	W	103-78	8641
12/04/2023	at Purdue	L	68-87	14876
12/07/2023	at Iowa St.	L	65-90	14267
12/10/2023	Michigan	L	80-90	10000