



# IOWA HAWKEYES®

## 2023-24 MEN'S BASKETBALL

3 FINAL FOURS 8 BIG TEN CHAMPIONSHIPS 3 BIG TEN TOURNAMENT TITLES 29 NCAA TOURNAMENTS

HAWKEYES	<b>9-6</b>	<b>1-3</b>	<b>--/--</b>	<b>67</b>		vs.		CORNHUSKERS
	OVERALL	B1G	RANKING (AP/COACHES)	NET				

**NUMERICAL ROSTER**

No.	Name	Pos.	Ht.	Wt.	Yr.	Exp.	Hometown/High School (Previous School)	Pronunciation Guide
0	Even Brauns	C	6-9	245	Sr.	Tr.	Iowa City, Iowa/Iowa City West (Belmont)	Evan
1	Spencer Hutchison	G	6-4	202	RS Fr.	--	Dallas, Texas/The Episcopal School of Dallas	
2	Brock Harding	G	6-0	162	Fr.	HS	Moline, Ill./Moline	
4	Josh Dix	G	6-5	200	So.	1L	Council Bluffs, Iowa/Lincoln	
5	Dasonte Bowen	G	6-2	183	So.	1L	Boston, Mass./Brewster Academy	dah-SUHN-tae
10	Jovone Cater	G	6-2	180	Sr.	--	Far Rockaway, N.Y./Holy Cross	Jah-vahn
11	Tony Perkins	G	6-4	205	Sr.	3L	Indianapolis, Ind./Lawrence North	
13	Ladji Dembele	F	6-8	250	Fr.	HS	Newark, N.J./St. Benedict's Prep	LAH-gee Dem-BELL-eh
14	Carter Kingsbury	G	6-4	225	RS So.	1L	Ponca, Neb./Brewster Academy (N.H.)	
20	Payton Sandfort	F	6-7	215	Jr.	2L	Waukeke, Iowa/Waukeke	
22	Patrick McCaffery	F	6-9	212	RS Sr.	3L	Iowa City, Iowa/West	
23	Ben Krikke	F	6-9	245	Grad.	Tr.	Edmonton, Alberta/Jasper Place (Valparaiso)	CRICK-ee
24	Pryce Sandfort	F	6-6	205	Fr.	HS	Waukeke, Iowa/Waukeke Northwest	
25	Luc Laketa	G	6-5	185	Jr.	2L	Concord, Mich./Hanover Horton/Winchendon (Mass.)	Luke Lah-KET-ah
32	Owen Freeman	F	6-10	230	Fr.	HS	Moline, Ill./Moline	
44	Riley Mulvey	F	6-11	245	Jr.	2L	Rotterdam, N.Y./Covington	

**ALPHABETICAL ROSTER**

No.	Name	Pos.	Ht.	Wt.	Yr.	Exp.	Hometown/High School (Previous School)	Pronunciation Guide
5	Dasonte Bowen	G	6-2	183	So.	1L	Boston, Mass./Brewster Academy	dah-SUHN-tae
0	Even Brauns	C	6-9	245	Sr.	Tr.	Iowa City, Iowa/Iowa City West (Belmont)	Evan
10	Jovone Cater	G	6-2	180	Sr.	--	Far Rockaway, N.Y./Holy Cross	Jah-vahn
13	Ladji Dembele	F	6-8	250	Fr.	HS	Newark, N.J./St. Benedict's Prep	LAH-gee Dem-BELL-eh
4	Josh Dix	G	6-5	200	So.	1L	Council Bluffs, Iowa/Lincoln	
32	Owen Freeman	F	6-10	230	Fr.	HS	Moline, Ill./Moline	
2	Brock Harding	G	6-0	162	Fr.	HS	Moline, Ill./Moline	
1	Spencer Hutchison	G	6-4	202	RS Fr.	--	Dallas, Texas/The Episcopal School of Dallas	
14	Carter Kingsbury	G	6-4	225	RS So.	1L	Ponca, Neb./Brewster Academy (N.H.)	
23	Ben Krikke	F	6-9	245	Grad.	Tr.	Edmonton, Alberta/Jasper Place (Valparaiso)	CRICK-ee
25	Luc Laketa	G	6-5	185	Jr.	2L	Concord, Mich./Hanover Horton/Winchendon (Mass.)	Luke Lah-KET-ah
22	Patrick McCaffery	F	6-9	212	RS Sr.	3L	Iowa City, Iowa/West	
44	Riley Mulvey	F	6-11	245	Jr.	2L	Rotterdam, N.Y./Covington	
11	Tony Perkins	G	6-4	205	Sr.	3L	Indianapolis, Ind./Lawrence North	
20	Payton Sandfort	F	6-7	215	Jr.	2L	Waukeke, Iowa/Waukeke	
24	Pryce Sandfort	F	6-6	205	Fr.	HS	Waukeke, Iowa/Waukeke Northwest	

**SOCIAL ROSTER**

No.	Name	X	Instagram
0	Even Brauns	@EvenBrauns	@evenbrauns
1	Spencer Hutchison	@hutchison34033	@spencer.hutc
2	Brock Harding	@hardingbrock2	@brock.harding2
4	Josh Dix	@J0shDix	@joshdix4
5	Dasonte Bowen	@uncle_drew5	@da5onte
10	Jovone Cater	--	@lamjcater
11	Tony Perkins	@Saucy___T	@tonyperkins11_
13	Ladji Dembele	@ladji_kalilou	@lj_ladji
14	Carter Kingsbury	@CarterKingsbury	@carterkingsbury
20	Payton Sandfort	@Payton_20_	@Payton.20_
22	Patrick McCaffery	@patrickmccaff22	@patrickmccaffery22
23	Ben Krikke	@BenKrikke	@benkrikke
24	Pryce Sandfort	@prycesandfort	@prycesandfort
25	Luc Laketa	@LaketaLuc	@luc.laketa
32	Owen Freeman	@_OwenFreeman	@_owenfreeman
44	Riley Mulvey	@MulveyRiley	@rileymulvey_

**COACHING STAFF**

NAME	POSITION \ YEAR AT IOWA	ALMA MATER \ YEAR
Fran McCaffery	Head Coach \ 14th year	Pennsylvania \ 1982
Sherman Dillard	Assistant Coach \ 14th year	James Madison \ 1978
Courtney Eldridge	Assistant Coach \ 8th year	UNC Greensboro \ 2015
Matt Gatens	Assistant Coach \ 2nd year	Iowa \ 2012
Tristan Spurlock	Assistant Coach, Player Development \ 2nd year	UCF \ 2014
Al Seibert	Chief of Staff \ 13th year	Fredonia State \ 1985
Kyle Denning	Director, Operations \ 9th year	Iowa \ 2015
Lucas Pauley	Video Coordinator \ 8th year	Iowa \ 2018





# HEAD COACH FRAN McCAFFERY

Fran McCaffery, who is signed through the 2028 season, is in his 14th season as the head basketball coach at the University of Iowa and his 28th year overall as a college head coach. McCaffery has reached the 20-win plateau 11 of the previous 16 seasons.

McCaffery spent five seasons (2005-10) as the head coach at Siena, six years at UNC-Greensboro (1999-2005) and three seasons at Lehigh (1985-88) before joining the Hawkeyes.

McCaffery has nearly four decades of Division I coaching experience.

He is in his 42nd season as a collegiate coach, which includes 28 years as a head coach and 15 as an assistant. In 2022, McCaffery joined Hall of Fame coaches Rick Pitino, Bob Huggins, Eddie Sutton and Lefty Driesell as the only Division I coaches to lead teams to conference tournament titles in four or more different leagues (Big Ten, MAAC, SoCon, ECC). He is one of 14 coaches to lead at least four different Division I teams to the NCAA Tournament.

McCaffery, 64, won his 500th game as a head coach on Dec. 8, 2022 and win No. 250 at Iowa on Dec. 17, 2022. He holds a career mark of 521-359 (.592) and guided his teams to 16 postseason appearances (12 NCAA & four NIT). Iowa likely would have competed in another NCAA Tournament in 2020, if not for the NCAA canceling the postseason due to COVID-19. He is 270-182 (.597) at Iowa, including a school-record 127 Big Ten victories. His 270 wins are the second-most in program history. McCaffery led Iowa to wins in four of the last seven NCAA Tournaments (2015, 2016, 2019, and 2021).

Since taking over the Iowa program in 2010, Iowa has earned 10 postseason tournament bids (7 NCAA, 3 NIT). McCaffery coached Iowa to a Big Ten Tournament title and 26 wins in 2022, the second-most win total in program history. McCaffery has guided seven players to first team All-Big Ten status eight of the last 10 years, including the 2020 & 2021 National and Big Ten Player of the Year, Luka Garza.

McCaffery has posted upper division finishes in 10 of the last 11 seasons at Iowa and 22 of 27 seasons as a head coach. The Hawkeyes have finished fifth or better in the Big Ten standings seven of the last nine years. He has posted 20 wins or more 11 of the last 15 seasons, including eight of the last 10 years at Iowa (2013, 2014, 2015, 2016, 2019, 2020, 2021, and 2022). Iowa's 205 victories between 2013-21 are the most over a 10-year span at Iowa since 1987-96 (207).

McCaffery and the Hawkeyes boast a 174-44 (.798) home record the last 13+ seasons, which includes a school-record 18 wins in 2014 and 13 consecutive victories in 2019-20. Iowa has won 14+ games in Carver-Hawkeye Arena each of the last five seasons (2019, 2020, 2021, 2022, and 2023).

McCaffery's five years at Siena were the best in its 70-year history. He led the Saints on an incredible run that ended with three straight Metro Atlantic Athletic Conference championships and NCAA Tournament appearances.

McCaffery's Saints owned a 112-51 (.687) record in his five years with the program. He guided the Saints to four consecutive 20-win seasons. McCaffery's achievements earned the head coach Siena Hall of Fame recognition in 2017.

The 2009 MAAC Coach of the Year and 2010 District I Coach of the Year is the third winningest coach, by percentage, in league history (.68-.756). He is the only coach to guide a MAAC program to two NCAA Tournament wins. McCaffery led his 2008 and 2009 teams to first round NCAA Tournament victories over Vanderbilt and Ohio State, respectively.

In his final two seasons at Siena, he coached the Saints to back-to-back 27-win campaigns and boasted a combined 39-3 (.929) record against MAAC opponents, which included MAAC Tournament contests.

McCaffery began his coaching career as an assistant at Penn (1982-83) and Lehigh (1983-85). After three seasons as head coach at Lehigh, he spent 11 seasons as an assistant at Notre Dame (1988-99).

McCaffery played basketball at Wake Forest his freshman year (1977-78) and concluded his playing career at Penn his final three seasons (1979-82). He earned his bachelor's degree in economics from The Wharton School (Penn) in 1982. McCaffery also earned a master of education from Lehigh in 1985.

## THE McCAFFERY FILE

<b>Born:</b>	May 23, 1959
<b>Hometown:</b>	Philadelphia, Pennsylvania
<b>High School:</b>	LaSalle, 1977
<b>College:</b>	B.S. in Economics, The Wharton School (Penn), 1982 Master of Education, Lehigh, 1985
<b>Family:</b>	Wife, Margaret Sons, Connor, Patrick and Jonathan Francis Daughter, Marit Katherine Brother, Jack (sports writer in Philadelphia area)

## COACHING HONORS

MAAC Coach of the Year, 2009  
NABC District I Coach of the Year, 2009-10

## COACHING HISTORY (40 years)

1983	Assistant Coach, Penn
1984-85	Assistant Coach, Lehigh
1985-88	Head Coach, Lehigh
1988-99	Assistant Coach, Notre Dame
1999-05	Head Coach, UNC-Greensboro
2005-10	Head Coach, Siena
2010-present	Head Coach, University of Iowa

## COACHING CHART

Overall (27 seasons): 521-359 (.591)  
At Iowa (13 seasons): 270-182 (.597)<sup>^</sup>  
At Siena (five seasons): 112-51 (.688)<sup>^</sup>  
At UNC (six seasons): 90-87 (.508)<sup>^</sup>  
At Lehigh (three seasons): 49-39 (.557)<sup>^</sup>  
NCAA Tournament (12 appearances<sup>\*</sup>): 6-11  
NIT (four appearances): 6-4

<sup>\*</sup>McCaffery is the first coach to bring three different programs from one-bid leagues to the NCAA Tournament

<sup>^</sup>McCaffery is one of five coaches to lead teams to conference tournament titles in four or more different leagues

## MCCAFFERY IN POSTSEASON PLAY

1988	NCAA Tournament -- Lehigh
1989	NCAA Tournament -- Notre Dame
1990	NCAA Tournament -- Notre Dame
1992	NIT -- Notre Dame
1997	NIT -- Notre Dame
2001	NCAA Tournament -- UNC-Greensboro
2002	NIT -- UNC-Greensboro
2008	NCAA Tournament -- Siena
2009	NCAA Tournament -- Siena
2010	NCAA Tournament -- Siena
2012	NIT -- Iowa
2013	NIT -- Iowa
2014	NCAA Tournament -- Iowa
2015	NCAA Tournament -- Iowa
2016	NCAA Tournament -- Iowa
2017	NIT -- Iowa
2019	NCAA Tournament -- Iowa
2020	NCAA Tournament postponed (COVID-19)
2021	NCAA Tournament -- Iowa
2022	NCAA Tournament -- Iowa
2023	NCAA Tournament -- Iowa

## PLAYING EXPERIENCE

Wake Forest, 1977-78  
Penn, 1979-82

## THE SETTING

The University of Iowa men's basketball team is home for its second straight Big Ten game, hosting Nebraska on Friday on Mediacom Court inside Carver-Hawkeye Arena. The game will tip off at 8:37 p.m. (CT).

• Tickets are available (Adults - \$20-85; Youth - \$10-15).

## ON THE AIR

**Radio:** Friday's game will be broadcast on the Hawkeye Radio Network with Gary Dolphin (play-by-play) and Bobby Hansen (color) on the call. The network includes more than 40 stations that blanket the state of Iowa and include portions of Illinois, Nebraska, Minnesota, Missouri and Wisconsin. The Hawkeye Radio Network includes a 60-minute pregame show.

**TV:** Friday's game will be televised on BTN with Mike Hall (play-by-play) and Brian Butch (color) on the call.

## SCOUTING NEBRASKA

- The Huskers enter Friday's game with a 13-3 overall record and a 3-2 mark in Big Ten play. Nebraska has Big Ten wins over Michigan State, Indiana and Purdue.
- Nebraska made 13 3-point field goals and shot 60.9 percent from long range in an 88-72 win over No. 1 Purdue on Tuesday. It was the program's fourth win all-time against the No. 1 ranked team and first since 1982.
- The Huskers have four players averaging in double figures with guard Keisei Tominaga leading the way at 14.6 points per game. Tominaga has a team-high 33 3-point field goals.
- Forward Reink Mast averages 13.3 points and a team-high 8.7 rebounds, while Brice Williams adds 13.3 points and 5.6 rebounds. Williams also leads the team with 45 assists.
- Nebraska is +3.4 on the glass and has a 1.5 assist-to-turnover ratio. The Huskers are leading the Big Ten in field goal makes (9.6) and attempts (26.9) this season.

## SERIES HISTORY

- Friday's game is the 40th game in the all-time series against Nebraska dating back to 1907. The Hawkeyes lead the series, 24-15.
- The Huskers swept the season series in 2022-23, winning 66-50 in Lincoln and 81-77 in Iowa City. It was the first time Nebraska has swept the series against Iowa.
- Iowa is 16-4 against the Huskers in Carver-Hawkeye Arena. Last season's Nebraska win was the first for the Huskers since 2012.
- Iowa has never lost three consecutive games against the Huskers.

## LAST GAME | IOWA 86, RUTGERS 77

Junior Payton Sandfort scored a season high 24 points and graduate Ben Krikke posted a double-double to lead the Hawkeyes to an 86-77 win over Rutgers on Jan. 6 in Iowa City. The Hawkeyes jumped out to a 19-5 lead over the first eight minutes and led 41-34 at the half. The win was head coach Fran McCaffery's 127th Big Ten victory, moving him past Tom Davis for the program record.

## MCCAFFERY APPROACHES RECORD

- Head coach Fran McCaffery, who is in his 28th season as a head coach and 14th at Iowa, needs two victories to become the winningest coach in program history. (Tom Davis has 271 victories.)
- Iowa defeated Rutgers, 86-77, on Jan. 3, giving McCaffery his 127th career Big Ten victory. The victory moved McCaffery past Tom Davis for the most Big Ten wins in the record books.

## MORE NOTABLES

- The Hawkeyes are 14th nationally in pace of play in 2023-24, averaging 77.3 possessions per 40 minutes.
- Iowa has had four different players hit the 20-point mark this season (Ben Krikke, Tony Perkins, Payton Sandfort, Patrick McCaffery).
- Senior Patrick McCaffery missed the Jan. 6 game against Rutgers because of illness.
- Iowa has had at least four players reach double digits in 10 games this season.
- Iowa is 7-1 inside Carver-Hawkeye Arena this season and 21-4 in its last 25 home games.
- Iowa has won 89 of its last 95 nonconference home games, dating back to 2012.
- The Hawkeyes are 6-1 this season when shooting 50 percent or better from the floor.
- Iowa had a season-high 15 steals and nine blocks in the win over NIU on Dec. 29. The Hawkeyes turned the 15 thefts into a season-best 38 fastbreak points.
- Iowa has held four opponents under 40 percent shooting this season. The team is undefeated in the four contests.
- Since joining the starting lineup on Dec. 10 against Michigan, freshman Owen Freeman is averaging 11 points, eight rebounds and 1.8 blocks, while shooting 64.3 percent from the field.
- The Hawkeyes held Florida A&M to 52 points on Dec. 16 in Des Moines -- the fewest points allowed since giving up 51 points to Portland State in 2021.
- Senior Tony Perkins has 26 assists to eight turnovers over Iowa's last five games and he tied a career high with eight assists against NIU on Dec. 29. He is leading the team with 52 assists this season.

## BY THE NUMBERS

	IOWA	OPP
Scoring Average	86.7	77.6
Scoring Defense	77.6	86.7
Scoring Margin	+9.1	--
FG%	.475	.441
FG% Defense	.441	.475
FT%	.755	.703
3-PT FG%	.345	.350
3-PT FG% Defense	.350	.345
Rebound Margin	+0.5	--
Assists Per Game	19.1	13.7
Turnovers Per Game	10.3	14.0
Steals Per Game	8.4	6.5
Blocks Per Game	4.2	4.1

## IOWA QUICK FACTS

Location	Iowa City, Iowa
Enrollment	31,452
Founded	1847
President	Barbara J. Wilson
Interim Athletics Director	Beth Goetz
Nickname	Hawkeyes
Colors	Gold and Black
Conference	Big Ten
School Song/Mascot	On Iowa/Herky the Hawk
Arena	Carver-Hawkeye Arena
Capacity	14,998

NCAA Tournament Appearances	29
Final Fours	3
	(1955, 1956, 1980)
Big Ten Regular Season Titles	8
	1923, 1926, 1945, 1955, 1956, 1968, 1970, 1979)
Big Ten Tournament Titles	3
	(2001, 2006, 2022)

Head Coach	Fran McCaffery/14th year
Alma Mater/Year	Pennsylvania/1982
Assistant Coach	Sherman Dillard/14th year
Alma Mater/Year	James Madison/1978
Assistant Coach	Courtney Eldridge/2nd year
Alma Mater/Year	UNC Greensboro/2015
Assistant Coach	Matt Gatens (2nd year)
Alma Mater/Year	University of Iowa/2012
Asst. Coach, Player Development	Tristan Spurlock
Alma Mater/Year	Central Florida/2014
Chief of Staff	Al Seibert
Director, Basketball Operations	Kyle Denning
Video Coordinator	Lucas Pauley

Lettermen Returning/Lost	8/5
Starters Returning/Lost	1/4
Newcomers	8

Squad Breakdown	
Seniors	5
Juniors	3
Sophomores	3
Freshmen	5

## MARGIN OF VICTORY/DEFEAT

Points	1	2	3	4	5	6	7	8	9	10+	15+	20+
Wins	0	0	0	0	0	0	0	0	1	2	0	6
Losses	0	0	0	0	0	0	0	1	0	3	1	1



## 2023-24 BIG STANDINGS (As of 1/9)

Team	Big Ten	Pct.	Overall	Pct.
Wisconsin	3-0	1.000	11-3	.786
Minnesota	3-1	.750	12-3	.800
Illinois	2-1	.667	11-3	.786
Northwestern	2-1	.667	11-3	.786
Purdue	3-2	.600	14-2	.875
Nebraska	3-2	.600	13-3	.812
Indiana	3-2	.600	11-5	.688
Ohio State	2-2	.500	12-3	.800
Penn State	2-2	.500	8-7	.533
<b>IOWA</b>	<b>1-3</b>	<b>.250</b>	<b>9-6</b>	<b>.600</b>
Maryland	1-3	.250	9-6	.600
Michigan State	1-3	.250	9-6	.600
Rutgers	1-3	.250	9-6	.600
Michigan	1-3	.250	6-9	.400

**Jan. 10**  
Northwestern at Penn State  
Wisconsin at Ohio State

**Jan. 11**  
Michigan at Maryland  
Michigan State at Illinois

**Jan. 12**  
Minnesota at Indiana  
Nebraska at Iowa

**Jan. 13**  
Northwestern at Wisconsin  
Penn State at Purdue

**Jan. 14**  
Rutgers at Michigan State  
Maryland at Illinois

**Jan. 15**  
Ohio State at Michigan  
Iowa at Minnesota

**Jan. 16**  
Purdue at Indiana  
Wisconsin at Penn State

**Jan. 17**  
Nebraska at Rutgers  
Maryland at Northwestern

**Jan. 18**  
Minnesota at Michigan State  
Illinois at Michigan

**Jan. 19**  
Indiana at Wisconsin

**Jan. 20**  
Purdue at Iowa  
Northwestern at Nebraska

**Jan. 21**  
Michigan State at Maryland  
Rutgers at Illinois

**Jan. 23**  
Ohio State at Nebraska  
Wisconsin at Minnesota  
Michigan at Purdue

**Jan. 24**  
Maryland at Iowa  
Illinois at Northwestern

- Junior Payton Sandfort has attempted 100 3-point field goals -- the second-most in the Big Ten. He has 40 makes -- third-most in the conference.
- Sandfort has made four 3-point field goals in five games this season, at least three in 3s in eight games and two or more 3-pointers in each of his last 10 games.
- The Hawkeyes are second in the Big Ten in free throw percentage, making 75.5 percent of their attempts this season.
- Sandfort has been Iowa's leading rebounder (or tied for the team lead) in six games this season. The forward is averaging 6.9 rebounds per game, which ranks 13th in the Big Ten.
- The Hawkeyes have earned six Big Ten weekly honors this season -- Ben Krikke (Player of the Week - 11/20) and Owen Freeman (Freshman of the Week (11/13, 11/20, 12/4, 12/18, 1/8). Freeman is the first Hawkeye freshman to earn the award in consecutive weeks and the five honors are a single season school record.
- The Hawkeyes have placed fifth or better in the Big Ten standings in five straight and 10 of the last 11 years, and the program has won 10 or more Big Ten games in eight of the last nine seasons.
- Iowa led the Big Ten and was 18th nationally in scoring offense (80.1). The Hawkeyes have led the league in scoring in seven of the last 11 seasons, including six straight years.

## BEEN HERE BEFORE

The Hawkeyes started the Big Ten 0-3 for a second straight season before notching their first league victory -- an 86-77 win over Rutgers on Jan. 6.

- A season ago, Iowa responded with four consecutive wins (three coming in Carver) and victories in seven of nine games during a one month span. The Hawkeyes finished the 2022-23 season with an 11-9 Big Ten record.

## THE BIG'S BEST FROSH

Owen Freeman has been the best freshman in the Big Ten through the first 15 games of the 2023-24 season. The Illinois native leads the conference in points (155), rebounds (85) and blocks (30), while ranking second in steals (17) and field goal percentage (.633).

- Brock Harding's 48 assists are the most by a freshman in the Big Ten.

## APPROACHING 1K

Senior Tony Perkins sits at 912 career points, while senior Patrick McCaffery has scored 905 points.

- The duo will be the 52nd and 53rd members of Iowa's 1,000 career point club.

## OWEN --&gt; LUKA

Forward Owen Freeman is the first Hawkeye freshman since Luka Garza to post multiple double-doubles. Garza had four double-doubles in the 2017-18 season.

## FREEMAN: BLOCK-A-THON

In 15 career games, freshman Owen Freeman already sits in the top 10 in Iowa history in blocks by a Hawkeye freshman.

- Freeman has 30 blocks, averaging 1.9 per game, which are tied for the seventh most by a Hawkeye freshman in program history.
- Iowa's freshman top 10 includes: 1) Acie Earl (50); 2) Melsahn Basabe (41); 3) Keegan Murray/Guy Rucker (39); 5) Ryan Bowen (34); 6) Luka Garza (32); 7) Greg Stokes (30).

## PS3

Junior Payton Sandfort has...

- made at least one 3-point field goal in 13 games this season and 31 games in his career.
- made two or more 3-pointers in 10 straight games.
- made three or more 3-pointers in eight games.
- made four or more 3 balls in five games.

## KRIKKE-PAYTON-HARDING: 3 DUBS

The Hawkeyes had three players tally double-doubles in Iowa's 103-81 victory over UMBC on Dec. 20 -- Payton Sandfort (18 points, 10 rebounds, Ben Krikke (17 points, 12 rebounds) and Brock Harding (10 points, 12 assists).

- It is the first time since 2013 that Iowa has had three double-doubles in the same game. Jarrod Uthoff, Melsahn Basabe and Gabe Olanani each posted points-rebounds double-doubles in a win over Farleigh Dickinson.

## A DOZEN DIMES

Brock Harding became the second consecutive Hawkeye freshman to post a double-double, finishing with 10 points and a career-high 12 assists against UMBC on Dec. 20.

- Harding's 12 assists are the most by an Iowa freshman since Jordan Bohannon's 13 against TCU in the 2017 NIT.
- The points-assists double-double is the first by a Hawkeye since Joe Toussaint in 2021.
- Harding is the 21st player with a 10+ assists game in school history.
- Owen Freeman and Harding are the first freshman duo to post a double-double in back-to-back games since Tyler Cook and Bohannon in the 2016-17 season.

## KRIKKE: B1G POW

Graduate student Ben Krikke averaged 24.5 points and seven rebounds in games against No. 8 Creighton and Arkansas State to earn Big Ten Player of the Week honors on Nov. 20. The forward had back-to-back 20-point games, shooting 66 percent from the field (21-of-32). He scored 24 points at Creighton and a season-high 25 points against Arkansas State, while also finishing with nine rebounds, a career-high four steals and three blocks.

## NATIONAL RANKINGS

## AP Poll (Week 10)

- Purdue (54)
- Houston (7)
- Kansas (3)
- UConn
- Tennessee
- Kentucky
- North Carolina
- Arizona
- Oklahoma
- Illinois
- Marquette
- Duke
- Memphis
- Baylor
- Wisconsin
- Auburn
- Colorado State
- BYN
- San Diego State
- Utah State
- Clemson
- Creighton
- Gonzaga
- Florida Atlantic
- Texas

## Coaches Poll (Week 10)

- Purdue (21)
- Houston (10)
- Kansas (1)
- UConn
- Tennessee
- Kentucky
- North Carolina
- Arizona
- Oklahoma
- Illinois
- Duke
- Marquette
- Memphis
- Baylor
- Wisconsin
- Auburn
- BYU
- Colorado State
- San Diego State
- Creighton
- Gonzaga
- Clemson
- Utah State
- Ole Miss
- Florida Atlantic

• It was Krikke's first Big Ten honor and third of his career. He was a two-time MVC Player of the Week during the 2022-23 season.

### FREEMAN: BIG FOW X 5

Forward Owen Freeman is the first Hawkeye to earn back-to-back Big Ten Freshman of the Week honors and he has been recognized five times this season (Nov. 13, Nov. 20, Dec. 4, Dec. 18, Jan. 8) -- the most by an Iowa freshman in school history.

- Freeman has earned five Big Ten Freshman of the Week honors; the rest of the Big Ten has three accolades.
- Freeman's five accolades are tied for the ninth most in league history and they are the most since Nebraska's Bryce McGowens was honored seven times during the 2021-22 season.
- The Moline, Illinois, native averaged 11 points and three rebounds in wins over North Dakota and Alabama State to earn his first accolade before putting up 7.5 points, 2.5 blocks and two rebounds in games against No. 8 Creighton and Arkansas State. He earned his third accolade after scoring 16 points on 6-of-8 shooting to go along with five rebounds, five blocks and three steals in a win over North Florida.
- Freeman's record-breaking honor came after posting his first double-double (14 points, 11 rebounds) in Iowa's 88-52 victory over Florida A&M on Dec. 16.
- In Big Ten games against No. 21 Wisconsin and Rutgers, Freeman averaged 14.5 points, 8.5 rebounds and 2.5 blocks, while shooting 75 percent from the floor. He notched his second double-double of the season in Madison.

### CONSISTENT KRIKKE

Graduate Ben Krikke has scored in double figures in 13 of Iowa's 15 games this season. The Canada native is leading the team, averaging 16.7 points on 58.4 percent shooting.

- Krikke ranks third in the Big Ten in field goal percentage (.584), sixth in field goals (97), seventh in free throw attempts (73), eighth in free throws made (53) and 10th in scoring (16.7).
- He has shot 60 percent or better from the field in seven games and he has two games with 10 or more field goals. He made 8-of-10 field goals (80 percent) in the win over Seton Hall on Nov. 24.
- Krikke has two double-doubles, which is tied for the team lead. He posted his first double-double as a Hawkeye, finishing with 17 points and a season-high 12 rebounds in the win over UMBC and had 19 points and 10 rebounds in a win over Rutgers. Krikke has six career double-doubles.
- He has a team-high five 20-point games. He scored 24 points (11-of-18 shooting) at No. 8 Creighton and a season-high 25 points (10-of-14 FG), nine rebounds and four steals in the win over Arkansas State. Against UNF, Krikke scored 21 points (5-of-9 shooting) -- 17 in the second half -- and went 11-for-11 from the free throw line. He netted 24 points on 8-of-15 shooting (8-of-11

FT) against Michigan and 20 points on 9-of-12 shooting against NIU.

- Krikke is the first Hawkeye to go perfect from the free throw line (at least 10 makes) since Jordan Bohannon (10-for-10) in 2019.

### TP SHINES

Senior Tony Perkins tallied his third 20-point game this season at No. 21 Wisconsin, finishing with a season-high 25 points on 8-of-14 shooting. He went 2-for-2 from 3-point range and 7-of-9 from the charity stripe.

- One of Perkins' best games of the season came when he was playing with a heavy heart following the death of his grandmother in late November. The Indiana native scored 21 points on 8-of-10 shooting in Iowa's 103-78 victory over North Florida on Nov. 30. He scored 12 points before the game was eight minutes old.
- Perkins has reached double figures in 13 of 15 games this season, including six 15+ point contests. He is third on the team with a 14.1 scoring average, while leading the team in assists (52) and steals (28) and ranking fourth in rebounding (4.3).
- Perkins had seven assists in consecutive games in wins over Florida A&M and UMBC before tying a career-high with eight assists in the win over NIU. He stuffed the stat sheet in the win over the Retrievers, finishing with 23 points, seven assists, six rebounds and four steals, while attempting a career-high 18 shots.

### PAYTON SANDFORT

Junior Payton Sandfort is second on the team in scoring and is leading the team in rebounding to open the season, averaging 14.2 points and 6.9 rebounds in 26 minutes. He ranks 18th in the league in scoring.

- Sandfort has three 20 point games, giving him 10 such games in his career. He scored 21 points against North Dakota in the season opener, netting 10 of Iowa's first 16 points and 13 of 21 to open the game. He also had nine rebounds.
- The forward scored 22 points on 7-of-14 shooting with four 3-pointers in the neutral site win over Seton Hall. He also grabbed nine rebounds and he finished with a season-high 25 points, making 8-of-12 field goals with five 3-pointers, in the win over Rutgers on Jan. 6.
- Sandfort is tied for the team lead with two double-doubles. He tallied his first career double-double, finishing with 17 points and a career-high 12 rebounds against Alabama State. Late in the first half, he scored 12 points in a span of 111 seconds, including a four-point play. He finished with 18 points and 10 rebounds with four 3-pointers in a win over UMBC on Dec. 20.
- Sandfort has scored in double figures in 12 of the team's 15 games this season.

## 2023-24 STATISTICS (As of 1/9)



	STAT	NCAA	BIG
W-L%	.600	136	9
SCORING	86.7	9	1
SCORING DEF.	77.6	309	13
SCORING MARGIN	+9.1	89	8
REBOUNDING	38.7	80	6
REBOUNDING MARGIN	+0.5	214	10
ASSISTS	19.1	8	2
ASSIST-TO RATIO	1.86	6	2
TURNOVER MARGIN	+3.7	31	4
STEALS	8.4	62	2
BLOCKED SHOTS	4.2	92	9
FG%	.475	57	7
FG% DEFENSE	.441	241	12
3FG MADE	7.09	217	9
3FG%	.345	139	9
3FG% DEFENSE	.350	278	11
FT%	.755	40	2

### INDIVIDUAL (ALL GAMES)

#### SCORING P/GAME

Ben Krikke	16.7	142	10
Payton Sandfort	14.2	349	18

#### REBOUNDING P/GAME

Payton Sandfort	6.9	191	13
-----------------	-----	-----	----

#### FIELD GOAL PERCENTAGE (MIN. 5.0 FGM/G)

Ben Krikke	.584	45	3
------------	------	----	---

#### 3-POINT FIELD GOALS MADE

Payton Sandfort	40	50	3
-----------------	----	----	---

#### FREE THROW PERCENTAGE (MIN. 2.5 FTM/G)

Tony Perkins	.788	226	16
--------------	------	-----	----

#### ASSISTS P/GAME

Tony Perkins	3.5	245	11
Brock Harding	3.2	309	14

#### BLOCKED SHOTS P/GAME

Owen Freeman	1.9	35	5
--------------	-----	----	---

#### ASSIST-TO-TURNOVER RATIO (MIN. 3 AST/G AVG)

Brock Harding	2.67	49	6
Tony Perkins	2.26	109	9

#### DOUBLE-DOUBLES

Payton Sandfort	2	198	12
Owen Freeman	2	198	12
Ben Krikke	2	198	12
Brock Harding	1	338	20

**BIG O**

Freshman Owen Freeman has been a steady contributor in his first 15 collegiate games. The Illinois native is averaging 10.3 points on a team-best 63.3 percent shooting. He has a team-high 30 blocks to go along with 17 steals.

- Freeman made his first career start on Dec. 10 against Michigan.
- Freeman has reached double digits in eight games this season, including scoring a career-high 16 points on 6-of-8 shooting in the win over North Florida. He had five rebounds, five blocks (three in the matter of seconds on a single possession) and three steals in the game. His block effort was the No. 4 play of the day on SportCenter's Top 10 plays.
- His five blocks were the most for the program since Keegan Murray had five blocks against Longwood in 2021.
- The forward became the first Hawkeye freshman since Joe Wieskamp in 2018 to notch a double-double when he finished with 14 points and a career-high 11 rebounds in the victory over Florida A&M on Dec. 16. He recorded his second double-double at Wisconsin, finishing with 14 points and a career-high 13 rebounds.
- Freeman has three or more blocks in six games this season and seven or more rebounds five times. He is fifth in the Big Ten and 35th nationally with 30 blocks.

**P-MAC: 2-2**

- Senior Patrick McCaffery netted his sixth career 20-point game against Alabama State on Nov. 10, making 7-of-12 field goals en route to a 22-point outing. The forward scored eight of Iowa's first 12 points and 10 of the first 16 over the first 7 1/2 minutes.
- McCaffery is averaging 9.7 points on 41.7 percent shooting in 14 games and he has made 28-of-37 attempts from the free throw stripe.
  - The Iowa City, Iowa, native has scored in double digits in eight games this season. He has two games scoring 15 or more points.

**DASONTE'S BIG DAY**

- Sophomore Dasonte Bowen had the best game of his career against Arkansas State on Nov. 17, scoring a career-high 17 points, while finishing with three steals and three assists. Bowen made 4-of-5 field goals and 9-of-10 free throws in the game.
- Bowen has landed in double figures in four games in 2022-23, including a 13-point, four rebound effort in the road game at Iowa State and a 15-point outing in the win over NIU.
  - The Boston native has been one of Iowa's best distributors. He has three or more assists in eight contests and has played clean basketball (not committing a turnover) five times.

**20 POINTERS**

The Hawkeyes have had four players account for 12 20-point games during the 2023-24 season -- Ben Krikke (24 at Creighton, 25 vs. Arkansas State, 21 vs. UNF, 24 vs. Michigan, 20 vs. NIU), Payton Sandfort (21 vs. UND, 22 vs. Seton Hall, 24 vs. Rutgers), Patrick McCaffery (22 vs. Alabama State) and Tony Perkins (21 vs. UNF, 23 vs. UMBC, 25 at Wisconsin).

**SHARE & TAKE CARE**

- The Hawkeyes are second in the Big Ten and eighth nationally, averaging 19.1 assists per game. Iowa has had 20 or more assists in seven games this season, including a season-high 33 in the win over UMBC. The 33 assists are tied for the second most in a single game in school history.
- Iowa is 6-1 this season when handing out 20 or more assists.
  - On the flip side, Iowa averages 10.3 turnovers per game -- third-fewest in the Big Ten. The team has committed 10 or fewer turnovers in eight games (5-3 record), including a season-low four turnovers against UMBC (33 assists, four turnovers).
  - Iowa's 1.86 assist-to-turnover ratio is second in the Big Ten and sixth nationally.

**3 IS FOR ME**

- The Hawkeyes have made 105 3-point field goals in 15 games, averaging seven makes per contest. Eleven different players have made at least one 3-pointer.
- Iowa is 5-1 when making at least eight 3-point field goals this season.
  - Iowa made a season-high 12 3-point field goals (on 24 attempts) against North Dakota in the season opener and 10 3-balls (on 20 attempts) against Florida A&M in Des Moines.
  - Junior Payton Sandfort has a team-leading 40 3-pointers (in 100 attempts) to lead the team. The forward has five games with four or more 3-pointers this season and 11 such games in his career.
  - Sandfort has made at least two three pointers in 10 consecutive games this season, dating back to Nov. 24 against Seton Hall.

**AT THE LINE**

- The Hawkeyes get to the free throw line early and often under head coach Fran McCaffery and the team routinely makes more free throws than its opponents attempt.
- The team has made more free throws than its opponent has attempted in eight of the 15 games this season.
  - The Hawkeyes are averaging 16.5 makes at the free throw line this season -- 41st-most in the country.
  - Iowa attempted a season-high 46 free throws (made 32) against Arkansas State. The 46 attempts are the third-most in the McCaffery era.
  - The Hawkeyes are 6-1 this season when attempting 20 or more free throws

Head coach Fran McCaffery and the University of Iowa men's basketball program signed two student-athletes to National Letters of Intent on Nov. 8.

**COOPER KOCH (pronounced KOTCH)**

**Forward, 6-8, 205**

**Peoria, Ill.**

**Metamora Township High School**

- Transferred from Peoria Notre Dame to Metamora High School for his senior season
- Selected to the 2023 adidas Eurocamp in Treviso, Italy
- Four-star ranking by Rivals and ESPN
- Rated as the No. 71 player nationally by On3, No. 14 power forward and No. 2 player in Illinois
- Ranked as the No. 51 player nationally by 247Sports and the No. 8 power forward in the class
- Earned Illinois Basketball Coaches Association 3A first-team all-state honors as a junior after averaging 18.6 points and eight rebounds, 3.5 assists and 2.2 steals
- Was AP second-team all-state in 2022-23 and first-team All-Big 12 Conference honoree
- Honorable mention all-state and all-conference selection as a sophomore after averaging 16 points, seven rebounds, four assists, two steals and a block
- Plays for Indiana Elite on AAU circuit
- Son of former Hawkeye and NBA player J.R. Koch, who played for Iowa from 1995-99. J.R. was an NBA second round draft pick by the New York Knicks in 1999

**CHRIS TADJO (Pronounced TAJ-oh)**

**Forward, 6-8, 220**

**Montreal, Quebec**

**NBA Academy Latin America**

- Four-star recruit by On3
- Rated as the No. 66-best player in the class and the 11th-best power forward
- Attends the NBA Academy Latin America -- an elite basketball training program for top prospects from Mexico, the Caribbean, Central America, South America and Canada
- Selected as the Defensive MVP of the 2022 Basketball Without Borders (BWB) America's Camp in San Luis Potosi, Mexico
- Named a BWB Americas All-Star
- Named Most Valuable Player of the White Team at the BioSteel All-Canadian Games after posting a double-double (25 points, 16 rebounds)

**IT'S THE NEWCOMERS**

Iowa's newcomers have accounted for 553 points -- 42.5 percent of the team's scoring -- in the first 15 games.

- Iowa's four freshmen account for 22.8 percent of Iowa's points in 2023-24, scoring a combined 297 points.
- Graduate transfer Ben Krikke has reached double figures in 13 games, where he is averaging a team-best 16.7 points on 58.4 percent shooting.
- Freshman Owen Freeman is averaging 10.3 points and 5.7 rebounds, while swatting a team-best 30 shots. He is shooting a team-best 63.3 percent from the floor.
- Brock Harding scored a career-high 10 points in back-to-back games and notched his first career double-double against UMBC. Ladji Dembele scored a career-best nine points against FAMU on Dec. 16 and Pryce Sandfort had a career-best 12 points against NIU on Dec. 29.

**10 DEEP**

The Hawkeyes have 10 players that are averaging double-digit minutes in the first 15 games of the season.

- Iowa's reserves have scored 30 or more points in four games, averaging 23.7 points per game.

**IMPACT TRANSFER**

The Hawkeyes added an impact transfer to the roster in Valparaiso transfer Ben Krikke. The Edmonton, Alberta, Canada, native was a first-team All-MVC selection in 2022-23 after leading the Missouri Valley Conference at 19.4 points per game overall and 21 points in conference play. Krikke shot 55.2 percent from the field and 79.6 percent from the free throw stripe, while averaging 5.9 rebounds and 2.1 assists per game.

- Krikke is leading the team with a 16.7 scoring average in 15 games with a team-best five 20-point contests. He has made eight or more field goals in six contests and 10 or more in two games, including 11 field goals (on 18 attempts) in the road game at No. 8 Creighton.
- For his career, Krikke has scored in double figure in 95 (of 137) career games, which includes 29 20-point games. He has scored 1,846 career points (13.5 career avg.), shooting 54.6 percent from the field and 79.4 percent from the charity stripe.

**P, P & P**

- The Hawkeyes return three Ps -- Patrick, Payton and Perkins -- in 2023-24. The trio have combined to start 141 games in their collegiate careers and appear in 295 career games.
- Fifth-year senior Patrick McCaffery has averaged 10.5 and 9.8 points in his last two seasons. For his career, the Iowa City, Iowa, native shoots 41.9 percent from the field, averaging 8.5 points in 106 career games.
- Junior Payton Sandfort is slated for a big jump in 2023-24 after being the 2023 Big Ten Sixth Man of the Year. The Waukee, Iowa, native averaged 10.3 points, making 59 3-pointers a season ago -- second-most on the team. Sandfort is ranked as the No. 89 player nationally by THE ALMANAC.

- Senior Tony Perkins has a team-high 62 career starts as a Hawkeye and he's the team's leading returning scorer after averaging 12.3 points per game in 2022-23. The Indianapolis native is a preseason second-team All-Big Ten selection by THE ALMANAC.

**SANDFORT: JULIUS ERVING WATCH LIST**

Junior Payton Sandfort is one of 20 players named to the Julius Erving Small Forward of the Year Preseason Watch List -- an award that recognizes the top small forwards in men's college basketball annually.

- Sandfort is one of three players in the Big Ten on the preseason watch list.
- The forward is also listed as a potential "breakout" star by Jon Rothstein and The Athletic's CJ Moore.

**WHO'S NEXT?**

Head coach Fran McCaffery has coached seven players to first-team All-Big Ten selection in eight of the last 10 years.

**FOREIGN IMPACT**

Iowa went 3-0 during its foreign trip with victories over the Paris, Valencia and Barcelona All-Stars. The Hawkeyes averaged 127 points per game in the three victories, shooting 48.4 percent from the field and 38.2 percent from 3-point range.

- Payton Sandfort (19 points, 11 rebounds) and Ben Krikke (16.3 points, 11.7 rebounds) averaged double-doubles, while Tony Perkins (16.3 points), Dasonte Bowen (12.3 points), Brock Harding (11.3 points), Josh Dix (11 points), and Owen Freeman (10.3 points) all averaged in double figures. Freeman pulled down a team-best 12.3 rebounds per game.

**WELCOME HOME**

Senior Even Brauns returns to his hometown to fulfill a lifelong dream of playing for the Hawkeyes. The center spent the past three years at Belmont University in Nashville, where he played in 92 career games with 31 starts. Brauns averaged seven points and 5.3 rebounds during his junior season with the Bruins.

- Brauns played at both Iowa City Regina and Iowa City West High Schools as a prep. He was an all-state player as a senior after averaging 15.6 points and 7.3 rebounds as a senior. He played his junior season as a teammate of Patrick McCaffery.

**8 NEW FACES**

Half of Iowa's roster is comprised of newcomers in 2023-24, including two transfers. Ben Krikke is a graduate transfer from Valparaiso, while Iowa City native Even Brauns returns home after playing three seasons at Belmont.

- The Hawkeyes welcome five freshmen -- Ladji Dembele, Owen Freeman, Brock Harding, Spencer Hutchison and Pryce Sandfort -- and senior guard Jovone Cater. Hutchison and Cater are non-scholarship student-athletes.

**BY THE NUMBERS**

	All Games	Big Ten	Home Games	Away Games	Neutral Games	Iowa Wins	Iowa Losses
Record	9-6	1-3	7-1	0-4	2-1	9-0	0-6
Points	86.7	76.5	96.4	72.3	80.0	96.0	72.7
Opp. Pts.	77.6	84.3	76.1	88.0	67.7	71.4	86.8
FG%	.475	.429	.494	.429	.481	.511	.418
FG% Def.	.441	.476	.427	.523	.381	.400	.510
3PT%	.345	.362	.354	.360	.309	.371	.305
3PT% Def.	.350	.321	.378	.345	.274	.364	.328
FT%	.755	.768	.773	.730	.719	.756	.750
REB	38.7	33.8	40.5	32.5	42.3	41.7	34.3
ASST	19.1	15.8	21.3	16.0	17.3	21.8	15.0
TO	10.3	11.5	8.3	12.0	13.3	9.1	12.0
STL	8.4	7.0	10.1	6.5	6.3	9.7	6.5
BLK	4.2	3.3	4.5	3.8	4.0	4.6	3.7



**MR. BASKETBALLS**

Two Hawkeye freshmen -- Brock Harding and Pryce Sandfort -- were named their state's Mr. Basketball in 2023.

- Harding, who scored 1,889 points in his prep career, earned Illinois Mr. Basketball honors after averaging 18.4 points and 5.7 assists at Moline High School. He is the first Western Big Six player to earn the distinction since 2011 (Chasson Randle, Stanford). Other recent past winners include: Braden Huff, E.J. Liddell, Jalen Brunson, Jabari Parker and Jahliil Okafor.
- Harding is the second Mr. Basketball in the state of Illinois to become a Hawkeye, joining Ed Horton (1985-89).
- Sandfort earned Iowa's Mr. Basketball honors after averaging 24.9 points, 11 rebounds, 2.8 assists, 2.7 blocks and 1.7 steals at Waukee Northwest High School. The forward led Class 4A in points, blocks, field goals made, 3-pointers made, free throws made and defensive rebounds.
- Sandfort is the first Mr. Basketball to join the Hawkeye program since Joe Wienskamp, who earned the distinction in 2018.

**FAMILY BUSINESS**

Iowa will have a set of brothers on the roster for the fifth straight year in 2023-24. Payton and Pryce Sandfort follow Connor and Patrick McCaffery, who were Hawkeye teammates from 2019-23.

**TEAMMATES AGAIN**

- Patrick McCaffery and Even Brauns reunite after being prep teammates at Iowa City West High School. Brauns spent the past three seasons at Belmont University.
- Payton and Pryce Sandfort were teammates at Waukee High School. Pryce played his final two prep seasons at Waukee Northwest High School.
- Brock Harding and Owen Freeman remain teammates in Iowa City. The duo won a state title at Moline High School in 2023.
- Dasonte Bowen and Carter Kingsbury were teammates at the Brewster Academy in New Hampshire.

**BACK-TO-BACK FIRST ROUNDERS**

The Hawkeyes have had a first round NBA Draft pick in consecutive seasons for the second time in program history.

- Keegan Murray was selected fourth overall by the Sacramento Kings -- the highest pick in program history -- during the 2022 NBA Draft and Kris Murray was taken 23rd overall in the 2023 NBA Draft by the Portland Trailblazers.
- John Johnson was selected by Cleveland in 1970 and Seattle picked Fred Brown in 1971. (B.J. Armstrong and Roy Marble were both first round picks in the 1989 NBA Draft.

**HAWKEYE FASTBREAKS**

- Iowa is 154-31 when scoring 80 points or more, the last 13+ seasons. The Hawkeyes are 95-3 when holding opponents to fewer than 61 points, the last 13 years.
- Iowa made more free throws (495) than its opponents attempted (472) during the 2022-23 season. The Hawkeyes have only once before accomplished the feat over the last 25 years (2018-19).

**IOWA HISTORY**

Iowa has played 2,956 games since beginning basketball in 1902. Iowa's overall record is 1,748-1,208 (.591). Iowa's 1,748 wins are 38th most among Division I programs. That includes a 1,118-382 (.745) record in home games, a 630-826 (.433) record in contests away from Iowa City, an 827-824 (.502) mark in Big Ten games and a 522-156 (.769) record in Carver-Hawkeye Arena.

**IOWA VS. RANKED TEAMS**

The Hawkeyes are 0-3 against AP ranked opponents in 2023-24, dropping road games at No. 8 Creighton in the Gavitt Tipoff Games, at No. 4 Purdue and at No. 21 Wisconsin.

- Iowa went 3-2 in such games in 2022-23 with wins over No. 15 Indiana (home), No. 20 Iowa State (home) and No. 15 Indiana (away).
- Below are Iowa's most recent victories over nationally-ranked opponents:

**At Home:**

91-89 over No. 15 Indiana, 1/5/23  
 75-56 over No. 20 Iowa State, 12/8/22  
 77-73 over No. 25 Wisconsin, 3/4/21  
 79-66 over No. 25 Rutgers, 2/10/21  
 86-71 over No. 16 Minnesota, 1/10/21

**On the Road:**

90-68 over No. 15 Indiana, 2/28/23  
 75-62 over No. 18 Ohio State, 2/19/22  
 73-57 over No. 4 Ohio State, 2/28/21  
 77-62 over No. 21 Wisconsin, 2/18/21  
 77-75 over No. 14 Rutgers, 1/2/21

**Neutral Court:**

75-66 over No. 9 Purdue, 3/13/22  
 72-61 over No. 12 Texas Tech, 11/28/19  
 79-72 over No. 22 Cincinnati, 3/22/19  
 77-69 over No. 13 Oregon, 11/15/18

**HAWKEYES IN CHA**

Iowa finished the 2022-23 season with a 14-3 record inside Carver-Hawkeye Arena. The Hawkeyes have won 14 or more home games in each of the last five seasons.

**TOP-25 ATTENDANCE**

- The Hawkeyes ranked 24th nationally in attendance during the 2022-23 season, averaging 12,371 fans at their 17 home contests inside Carver-Hawkeye Arena.
- It marked the 10th straight season, with fans, that Iowa has ranked in the top 30 in national attendance and the 35th time in the top 25.

**HAWK TALK WITH COACH MCCAFFERY**

Hawk Talk with Fran McCaffery, presented by Hyatt Regency, is the weekly radio show of Iowa's head men's basketball show. Hosted by Gary Dolphin and Bob Hansen, Hawk Talk is 90 minutes (7-8:30 p.m. (CT) of discussion on Hawkeye basketball. It is held at the Hyatt Regency in Coralville.

2023-24 IOWA MEN'S BASKETBALL



#5 DASONTE BOWEN  
G • 6-2 • 183 • So.  
Boston, Mass.  
Brewster Academy (N.H.)

SEASON HIGHS

Points	17 vs. Arkansas St., 11/17/23
FGM	5 vs. Northern Illinois, 12/29/23
FGA	8, 4X, last at Wisconsin, 1/2/24
3-PT FGM	1, 4X, last vs. Northern Illinois, 12/29/23
3-PT FGA	3, 2X, last vs. Northern Illinois, 12/29/23
FTM	9 vs. Arkansas State, 11/17/23
FTA	10 vs. Arkansas State, 11/17/23
REB	3 vs. North Dakota, 11/7/23
AST	5, 3X, last vs. Michigan, 12/10/23
STL	3 vs. Arkansas State, 11/17/23
BLK	1 vs. Florida A&M, 12/16/23
MIN	29 vs. Arkansas St., 11/17/23

CAREER HIGHS

Points	17 vs. Arkansas State, 11/17/23
FGM	5, 2X, last vs. Northern Illinois, 12/29/23
FGA	8, 4X, last at Wisconsin, 1/2/24
3-PT FGM	2 vs. Eastern Illinois, 12/21/22
3-PT FGA	3, 3X, last vs. Northern Illinois, 12/29/23
FTM	9 vs. Arkansas State, 11/17/23
FTA	10 vs. Arkansas State, 11/17/23
REB	4 vs. Wisconsin, 12/11/22
AST	5, 3X, last vs. Michigan, 12/10/23
STL	3 vs. Arkansas State, 11/17/23
BLK	1, 2X, last vs. Florida A&M, 12/16/23
MIN	29 vs. Arkansas State, 11/17/23

Opponent	Date	GS	MIN	Total		3-Pointers		Free throws		Rebounds				PF	A	TO	BLK	STL	PTS	AVG
				FG-FGA	PCT	3FG-3FGA	PCT	FT-FTA	PCT	OFF	DEF	TOT	AVG							
North Dakota	11/07/2023	*	21:43	4-6	.667	1-2	.500	3-3	1.000	1	2	3	3.0	1	5	0	0	2	12	12.0
Alabama St.	11/10/2023	*	18:21	1-6	.167	0-3	.000	0-0	.000	1	1	2	2.5	2	5	0	0	0	2	7.0
at Creighton	11/14/2023	*	25:25	1-6	.167	0-0	.000	0-0	.000	0	1	1	2.0	2	4	1	0	0	2	5.3
Arkansas St.	11/17/2023	*	28:56	4-5	.800	0-0	.000	9-10	.900	0	2	2	2.0	3	3	0	0	3	17	8.3
vs Oklahoma	11/23/2023	*	24:09	3-8	.375	0-1	.000	1-2	.500	3	0	3	2.2	3	1	2	0	1	7	8.0
vs Seton Hall	11/24/2023	*	15:15	1-1	1.000	0-0	.000	1-1	1.000	0	1	1	2.0	2	2	1	0	0	3	7.2
North Florida	11/29/2023	*	17:20	2-4	.500	1-2	.500	4-4	1.000	1	0	1	1.9	1	3	0	0	1	9	7.4
at Purdue	12/04/2023	*	13:01	1-3	.333	1-1	1.000	0-0	.000	1	0	1	1.8	1	4	1	0	0	3	6.9
at Iowa St.	12/07/2023		20:46	3-8	.375	0-1	.000	7-7	1.000	1	1	2	1.8	4	4	1	0	1	13	7.6
Michigan	12/10/2023		12:33	0-1	.000	0-0	.000	0-0	.000	1	1	2	1.8	2	5	1	0	0	0	6.8
vs Florida A&M	12/16/2023		14:21	3-5	.600	0-1	.000	1-2	.500	1	1	2	1.8	1	2	1	1	0	7	6.8
UMBC	12/20/2023		15:05	1-7	.143	0-1	.000	0-0	.000	2	0	2	1.8	0	1	0	0	0	2	6.4
NIU	12/29/2023		12:56	5-8	.625	1-3	.333	4-5	.800	1	0	1	1.8	1	2	1	0	1	15	7.1
at Wisconsin	01/02/2024		13:28	3-8	.375	0-0	.000	0-1	.000	1	1	2	1.8	2	1	1	0	0	6	7.0
Rutgers	01/06/2024		17:60	1-5	.200	0-0	.000	2-2	1.000	0	2	2	1.8	3	1	2	0	1	4	6.8
Totals		8	271:19	33-81	.407	4-15	.267	32-37	.865	14	13	27	1.8	28	43	12	1	10	102	6.8

CAREER STATISTICS

YEAR	G/GS	FG-A	PCT	3-PT	PCT	FT-A	PCT	REB	AVG	PF-FO	AST	TO	BLK	STL	PTS	AVG
Fresh.	26/1	29-61	.475	4-11	.364	19-28	.679	23	0.9	26-0	26	25	1	7	81	3.1
Soph.	15/8	33-81	.407	4-15	.267	32-37	.865	27	1.8	28-0	43	12	1	10	102	6.8
TOTALS	41/9	62-142	.437	8-26	.308	51-65	.785	50	1.2	54-0	69	37	2	17	183	4.5



#0 EVEN BRAUNS  
C • 6-9 • 245 • Sr.  
Iowa City, Iowa  
Iowa City West High School  
Belmont

SEASON HIGHS

Points	2, 3X, last vs. UMBC, 12/20/23
FGM	1, 3X, last vs. UMBC, 12/20/23
FGA	1, 3X, last vs. UMBC, 12/20/23
3-PT FGM	--
3-PT FGA	--
FTM	--
FTA	--
REB	4 vs. Florida A&M, 12/16/13
AST	1 at Purdue, 12/4/23
STL	1, 2X, last vs. Northern Illinois, 12/29/23
BLK	2 at Purdue, 12/4/23
MIN	7 vs. Florida A&M, 12/16/23

CAREER HIGHS

Points	19 vs. Bethel, 12/18/21
FGM	7 vs. Bethel, 12/18/21
FGA	9, 2X, last vs. Illinois State, 2/4/23
3-PT FGM	--
3-PT FGA	2 vs. Missouri State, 2/8/23
FTM	6 vs. Illinois State, 2/4/23
FTA	7 vs. Drake, 1/29/23
REB	12 vs. Illinois State, 2/4/23
AST	3 vs. Indiana State, 2/22/23
STL	3, 2X, last at Chattanooga, 12/18/22
BLK	7 vs. Murray State, 1/17/23
MIN	32 vs. Illinois State, 2/4/23

Opponent	Date	GS	MIN	Total		3-Pointers		Free throws		Rebounds				PF	A	TO	BLK	STL	PTS	AVG
				FG-FGA	PCT	3FG-3FGA	PCT	FT-FTA	PCT	OFF	DEF	TOT	AVG							
Alabama St.	11/10/2023		03:21	1-1	1.000	0-0	.000	0-0	.000	0	2	2	2.0	1	0	0	0	0	2	2.0
North Florida	11/29/2023		01:27	0-0	.000	0-0	.000	0-0	.000	0	0	0	1.0	0	0	0	0	0	0	1.0
at Purdue	12/04/2023		03:37	0-0	.000	0-0	.000	0-0	.000	1	0	1	1.0	3	1	0	2	0	0	0.7
at Iowa St.	12/07/2023		05:23	0-0	.000	0-0	.000	0-0	.000	1	2	3	1.5	1	0	1	0	0	0	0.5
Michigan	12/10/2023		04:43	1-1	1.000	0-0	.000	0-0	.000	0	0	0	1.2	0	0	0	0	0	2	0.8
vs Florida A&M	12/16/2023		06:36	0-0	.000	0-0	.000	0-0	.000	0	4	4	1.7	4	0	3	1	1	0	0.7
UMBC	12/20/2023		01:37	1-1	1.000	0-0	.000	0-0	.000	0	0	0	1.4	0	0	0	0	0	2	0.9
NIU	12/29/2023		05:00	0-0	.000	0-0	.000	0-0	.000	1	0	1	1.4	0	0	0	1	1	0	0.8
at Wisconsin	01/02/2024		01:40	0-0	.000	0-0	.000	0-0	.000	0	0	0	1.2	1	0	0	0	0	0	0.7
Rutgers	01/06/2024		01:15	0-0	.000	0-0	.000	0-0	.000	0	0	0	1.1	2	0	1	0	0	0	0.6
Totals		0	34:39	3-3	1.000	0-0	.000	0-0	.000	3	8	11	1.1	12	1	5	4	2	6	0.6

CAREER STATISTICS

YEAR	G/GS	FG-A	PCT	3-PT	PCT	FT-A	PCT	REB	AVG	PF-FO	AST	TO	BLK	STL	PTS	AVG
Fresh.	30/0	51-91	.560	0-1	.000	17-22	.773	65	2.2	37-0	8	15	14	3	119	4.0
Soph.	31/1	32-57	.561	0-1	.000	9-16	.563	51	1.7	20-0	9	15	14	10	73	2.4
Junior	31/30	88-151	.583	0-7	.000	42-61	.689	165	5.3	76-1	36	26	42	16	218	7.0
Senior	10/0	3-3	1.000	0-0	.000	0-0	.000	11	1.1	12-0	1	5	4	2	6	0.6
TOTALS	102/31	174-302	.576	0-9	.000	68-99	.687	292	2.9	145-1	54	61	74	31	416	4.1



2023-24 IOWA MEN'S BASKETBALL



#10 JOVONE CATER  
G • 6-2 • 180 • Sr.  
Far Rockaway, N.Y.  
Holy Cross

Opponent	Date	GS	MIN	Total		3-Pointers		Free throws		Rebounds				PF	A	TO	BLK	STL	PTS	AVG
				FG-FGA	PCT	3FG-3FGA	PCT	FT-FTA	PCT	OFF	DEF	TOT	AVG							
North Dakota	11/07/2023		01:57	0-0	.000	0-0	.000	0-0	.000	0	0	0	0.0	0	0	0	0	0	0	0.0
Alabama St.	11/10/2023		01:43	0-1	.000	0-0	.000	0-0	.000	0	1	1	0.5	1	0	0	0	0	0	0.0
vs Florida A&M	12/16/2023		04:52	0-1	.000	0-0	.000	0-0	.000	0	1	1	0.7	0	0	1	0	1	0	0.0
NIU	12/29/2023		03:00	0-2	.000	0-2	.000	0-0	.000	0	0	0	0.5	0	0	0	0	0	0	0.0
Totals		0	11:32	0-4	.000	0-2	.000	0-0	.000	0	2	2	0.5	1	0	1	0	1	0	0.0

SEASON HIGHS

Points \_\_\_\_\_ --  
FGM \_\_\_\_\_ --  
FGA \_\_\_\_\_ 2 vs. Northern Illinois, 12/29/23  
3-PT FGM \_\_\_\_\_ --  
3-PT FGA \_\_\_\_\_ 2 vs. Northern Illinois, 12/29/23  
FTM \_\_\_\_\_ --  
FTA \_\_\_\_\_ --  
REB \_\_\_\_\_ 1, 2X, last vs. Florida A&M, 12/16/23  
AST \_\_\_\_\_ --  
STL \_\_\_\_\_ 1 vs. Florida A&M, 12/16/23  
BLK \_\_\_\_\_ --  
MIN \_\_\_\_\_ 5 vs. Florida A&M, 12/16/23

CAREER HIGHS

Points \_\_\_\_\_ --  
FGM \_\_\_\_\_ --  
FGA \_\_\_\_\_ 2 vs. Northern Illinois, 12/29/23  
3-PT FGM \_\_\_\_\_ --  
3-PT FGA \_\_\_\_\_ 2 vs. Northern Illinois, 12/29/23  
FTM \_\_\_\_\_ --  
FTA \_\_\_\_\_ --  
REB \_\_\_\_\_ 1, 2X, last vs. Florida A&M, 12/16/23  
AST \_\_\_\_\_ --  
STL \_\_\_\_\_ 1 vs. Florida A&M, 12/16/23  
BLK \_\_\_\_\_ --  
MIN \_\_\_\_\_ 5 vs. Florida A&M, 12/16/23

CAREER STATISTICS

YEAR	G/GS	FG-A	PCT	3-PT	PCT	FT-A	PCT	REB	AVG	PF-FO	AST	TO	BLK	STL	PTS	AVG
Sr.	4/0	0-4	.000	0-2	.000	0-0	.000	2	0.5	1-0	0	1	0	1	0	0.0



#13 LADJI DEMBELE  
F • 6-8 • 250 • Fr.  
Newark, N.J.  
St. Benedict's Prep

Opponent	Date	GS	MIN	Total		3-Pointers		Free throws		Rebounds				PF	A	TO	BLK	STL	PTS	AVG
				FG-FGA	PCT	3FG-3FGA	PCT	FT-FTA	PCT	OFF	DEF	TOT	AVG							
North Dakota	11/07/2023		15:18	3-5	.600	2-3	.667	0-0	.000	0	1	1	1.0	1	0	0	0	1	8	8.0
Alabama St.	11/10/2023		14:17	1-2	.500	0-1	.000	0-2	.000	1	3	4	2.5	2	0	1	0	1	2	5.0
at Creighton	11/14/2023		13:59	3-4	.750	2-2	1.000	0-0	.000	0	2	2	2.3	1	2	0	0	0	8	6.0
Arkansas St.	11/17/2023		08:21	0-0	.000	0-0	.000	0-0	.000	0	1	1	2.0	0	1	0	0	1	0	4.5
vs Oklahoma	11/23/2023		11:36	0-1	.000	0-1	.000	2-2	1.000	1	2	3	2.2	1	1	3	1	0	2	4.0
vs Seton Hall	11/24/2023		13:18	1-3	.333	0-1	.000	0-0	.000	0	3	3	2.3	2	0	0	0	0	2	3.7
North Florida	11/29/2023		13:36	0-2	.000	0-0	.000	1-2	.500	0	1	1	2.1	3	1	2	0	0	1	3.3
at Purdue	12/04/2023		10:15	0-2	.000	0-1	.000	0-0	.000	1	0	1	2.0	1	0	1	0	0	0	2.9
at Iowa St.	12/07/2023		13:29	0-3	.000	0-2	.000	0-0	.000	0	1	1	1.9	0	0	0	0	1	0	2.6
Michigan	12/10/2023		11:51	1-4	.250	0-1	.000	0-0	.000	2	1	3	2.0	4	1	1	0	1	2	2.5
vs Florida A&M	12/16/2023		14:08	4-5	.800	1-2	.500	0-0	.000	1	2	3	2.1	2	0	0	0	3	9	3.1
NIU	12/29/2023		08:20	0-0	.000	0-0	.000	0-2	.000	0	2	2	2.1	2	0	1	2	0	0	2.8
at Wisconsin	01/02/2024		07:44	0-1	.000	0-1	.000	0-0	.000	0	1	1	2.0	2	0	0	0	0	0	2.6
Rutgers	01/06/2024		09:08	0-2	.000	0-0	.000	0-0	.000	0	1	1	1.9	2	1	0	0	0	0	2.4
Totals		0	165:20	13-34	.382	5-15	.333	3-8	.375	6	21	27	1.9	23	7	9	3	8	34	2.4

SEASON HIGHS

Points \_\_\_\_\_ 9 vs. Florida A&M, 12/16/23  
FGM \_\_\_\_\_ 4 vs. Florida A&M, 12/16/23  
FGA \_\_\_\_\_ 5, 2x, last vs. Florida A&M, 12/16/23  
3-PT FGM \_\_\_\_\_ 2, 2X, last vs. Creighton, 11/14/23  
3-PT FGA \_\_\_\_\_ 3 vs. North Dakota, 11/7/23  
FTM \_\_\_\_\_ 2 vs. Oklahoma, 11/23/23  
FTA \_\_\_\_\_ 2, 4X, last vs. Northern Illinois, 12/29/23  
REB \_\_\_\_\_ 7 vs. Creighton, 11/14/23  
AST \_\_\_\_\_ 2 vs. Creighton, 11/14/23  
STL \_\_\_\_\_ 3 vs. Florida A&M, 12/16/23  
BLK \_\_\_\_\_ 2 vs. Northern Illinois, 12/29/23  
MIN \_\_\_\_\_ 15 vs. North Dakota, 11/7/23

CAREER HIGHS

Points \_\_\_\_\_ 9 vs. Florida A&M, 12/16/23  
FGM \_\_\_\_\_ 4 vs. Florida A&M, 12/16/23  
FGA \_\_\_\_\_ 5, 2x, last vs. Florida A&M, 12/16/23  
3-PT FGM \_\_\_\_\_ 2, 2X, last vs. Creighton, 11/14/23  
3-PT FGA \_\_\_\_\_ 3 vs. North Dakota, 11/7/23  
FTM \_\_\_\_\_ 2 vs. Oklahoma, 11/23/23  
FTA \_\_\_\_\_ 2, 4X, last vs. Northern Illinois, 12/29/23  
REB \_\_\_\_\_ 7 vs. Creighton, 11/14/23  
AST \_\_\_\_\_ 2 vs. Creighton, 11/14/23  
STL \_\_\_\_\_ 3 vs. Florida A&M, 12/16/23  
BLK \_\_\_\_\_ 2 vs. Northern Illinois, 12/29/23  
MIN \_\_\_\_\_ 15 vs. North Dakota, 11/7/23

CAREER STATISTICS

YEAR	G/GS	FG-A	PCT	3-PT	PCT	FT-A	PCT	REB	AVG	PF-FO	AST	TO	BLK	STL	PTS	AVG
Fresh.	14/0	13-34	.382	5-15	.333	3-8	.375	27	1.9	23-0	7	9	3	8	34	2.4



2023-24 IOWA MEN'S BASKETBALL



#4 JOSH DIX  
G • 6-5 • 200 • Soph.  
Council Bluffs, Iowa  
Council Bluffs High School

SEASON HIGHS

Points	10 vs. Arkansas State, 11/17/23
FGM	4 vs. Northern Illinois, 12/29/23
FGA	6 vs. UMBC, 12/20/23
3-PT FGM	1, 7X, last vs. Rutgers, 1/6/24
3-PT FGA	4 vs. Michigan, 12/10/23
FTM	5 vs. Arkansas State, 11/17/23
FTA	6 vs. Arkansas State, 11/17/23
REB	5 vs. Arkansas State, 11/17/23
AST	4, 2X, last vs. Rutgers, 1/6/24
STL	1, 7X, last vs. Rutgers, 1/6/24
BLK	2 vs. Northern Illinois, 12/29/23
MIN	26 vs. Rutgers, 1/6/24

CAREER HIGHS

Points	10, 2X, last vs. Arkansas State, 11/17/23
FGM	4 vs. Northern Illinois, 12/29/23
FGA	8 vs. Bethune-Cookman, 11/7/22
3-PT FGM	3 vs. Omaha, 11/21/22
3-PT FGA	5 vs. Bethune-Cookman, 11/7/22
FTM	5 vs. Arkansas State, 11/17/23
FTA	6 vs. Arkansas State, 11/17/23
REB	5, 2X, last vs. Arkansas State, 11/17/23
AST	5, 2X, last vs. Maryland, 1/15/23
STL	1, 14X, last vs. Rutgers, 1/6/24
BLK	2 vs. Northern Illinois, 12/29/23
MIN	31 vs. Michigan, 1/12/23

Opponent	Date	GS	MIN	Total		3-Pointers		Free throws		Rebounds				PF	A	TO	BLK	STL	PTS	AVG
				FG-FGA	PCT	3FG-3FGA	PCT	FT-FTA	PCT	OFF	DEF	TOT	AVG							
North Dakota	11/07/2023		21:09	2-3	.667	0-0	.000	0-0	.000	0	2	2	2.0	2	1	0	0	1	4	4.0
Alabama St.	11/10/2023		17:30	3-4	.750	1-2	.500	0-0	.000	1	2	3	2.5	0	3	0	0	1	7	5.5
at Creighton	11/14/2023		18:00	0-1	.000	0-0	.000	0-0	.000	0	3	3	2.7	1	2	1	0	0	0	3.7
Arkansas St.	11/17/2023		18:48	2-2	1.000	1-1	1.000	5-6	.833	1	4	5	3.3	1	0	0	1	0	10	5.3
vs Oklahoma	11/23/2023		15:51	1-3	.333	1-2	.500	0-0	.000	0	0	0	2.6	0	1	0	0	0	3	4.8
vs Seton Hall	11/24/2023		20:21	3-4	.750	1-1	1.000	2-2	1.000	0	3	3	2.7	2	1	0	0	1	9	5.5
North Florida	11/29/2023		16:47	3-4	.750	1-2	.500	0-0	.000	0	3	3	2.7	0	4	1	1	0	7	5.7
at Purdue	12/04/2023		12:32	1-3	.333	0-2	.000	0-0	.000	0	2	2	2.6	2	1	0	0	0	2	5.3
at Iowa St.	12/07/2023	*	11:52	2-3	.667	1-2	.500	0-0	.000	0	0	0	2.3	2	2	2	0	1	5	5.2
Michigan	12/10/2023		15:11	1-5	.200	0-4	.000	0-0	.000	0	1	1	2.2	0	1	1	0	0	2	4.9
vs Florida A&M	12/16/2023		14:21	2-3	.667	1-1	1.000	0-0	.000	1	3	4	2.4	2	1	3	0	1	5	4.9
UMBC	12/20/2023		10:10	3-6	.500	0-2	.000	0-0	.000	1	0	1	2.3	0	1	0	0	0	6	5.0
NIU	12/29/2023		16:18	4-5	.800	0-1	.000	0-0	.000	0	2	2	2.2	1	1	0	2	1	8	5.2
at Wisconsin	01/02/2024		10:27	0-1	.000	0-0	.000	0-0	.000	0	0	0	2.1	0	0	0	0	0	0	4.9
Rutgers	01/06/2024	*	26:13	2-4	.500	1-1	1.000	2-2	1.000	0	4	4	2.2	1	4	1	0	1	7	5.0
Totals			2 245:30	29-51	.569	8-21	.381	9-10	.900	4	29	33	2.2	14	23	9	4	7	75	5.0

CAREER STATISTICS

YEAR	G/GS	FG-A	PCT	3-PT	PCT	FT-A	PCT	REB	AVG	PF-FO	AST	TO	BLK	STL	PTS	AVG
Fresh.	31/0	21-52	.404	14-35	.400	6-9	.667	28	0.9	14-0	28	11	3	7	62	2.0
Soph.	15/2	29-51	.569	8-21	.381	9-10	.900	33	2.2	14-0	23	9	4	7	75	5.0
TOTALS	46/2	50-103	.485	22-56	.393	15-19	.789	61	1.3	28-0	51	20	7	14	137	3.0



#32 OWEN FREEMAN  
F • 6-10 • 230 • Fr.  
Moline, Ill.  
Moline High School

SEASON HIGHS

Points	16 vs. North Florida, 12/16/23
FGM	7, 2X, last at Wisconsin, 1/2/24
FGA	11 vs. Northern Illinois, 12/29/23
3-PT FGM	--
3-PT FGA	1, 2X, last vs. Alabama State, 11/10/23
FTM	6 vs. Alabama State, 11/10/23
FTA	9 vs. Alabama State, 11/10/23
REB	13 at Wisconsin, 1/2/24
AST	2 at Purdue, 12/4/23
STL	4 vs. Northern Illinois, 12/29/23
BLK	5 vs. North Florida, 11/29/23
MIN	36 at Wisconsin, 1/2/24

CAREER HIGHS

Points	16 vs. North Florida, 12/16/23
FGM	7, 2X, last at Wisconsin, 1/2/24
FGA	11 vs. Northern Illinois, 12/29/23
3-PT FGM	--
3-PT FGA	1, 2X, last vs. Alabama State, 11/10/23
FTM	6 vs. Alabama State, 11/10/23
FTA	9 vs. Alabama State, 11/10/23
REB	13 at Wisconsin, 1/2/24
AST	2 at Purdue, 12/4/23
STL	4 vs. Northern Illinois, 12/29/23
BLK	5 vs. North Florida, 11/29/23
MIN	36 at Wisconsin, 1/2/24

Opponent	Date	GS	MIN	Total		3-Pointers		Free throws		Rebounds				PF	A	TO	BLK	STL	PTS	AVG
				FG-FGA	PCT	3FG-3FGA	PCT	FT-FTA	PCT	OFF	DEF	TOT	AVG							
North Dakota	11/07/2023		15:01	7-8	.875	0-1	.000	0-0	.000	1	2	3	3.0	4	1	1	0	2	14	14.0
Alabama St.	11/10/2023		11:51	1-4	.250	0-1	.000	6-9	.667	3	0	3	3.0	1	0	1	1	0	8	11.0
at Creighton	11/14/2023		13:51	4-7	.571	0-0	.000	0-1	.000	1	0	1	2.3	3	0	0	3	0	8	10.0
Arkansas St.	11/17/2023		09:02	2-4	.500	0-0	.000	3-7	.429	0	3	3	2.5	3	0	1	2	0	7	9.3
vs Oklahoma	11/23/2023		19:26	5-10	.500	0-0	.000	3-3	1.000	3	4	7	3.4	3	0	2	3	1	13	10.0
vs Seton Hall	11/24/2023		14:51	3-4	.750	0-0	.000	0-0	.000	2	1	3	3.3	1	1	3	1	1	6	9.3
North Florida	11/29/2023		18:53	6-8	.750	0-0	.000	4-4	1.000	3	2	5	3.6	1	1	0	5	3	16	10.3
at Purdue	12/04/2023		20:47	2-5	.400	0-0	.000	2-2	1.000	3	1	4	3.6	2	2	0	1	2	6	9.8
at Iowa St.	12/07/2023		19:02	5-6	.833	0-0	.000	1-2	.500	4	4	8	4.1	3	0	4	3	1	11	9.9
Michigan	12/10/2023	*	17:50	1-1	1.000	0-0	.000	3-4	.750	1	3	4	4.1	3	0	0	1	2	5	9.4
vs Florida A&M	12/16/2023	*	19:16	6-9	.667	0-0	.000	2-4	.500	3	8	11	4.7	0	1	0	1	0	14	9.8
UMBC	12/20/2023	*	13:29	2-5	.400	0-0	.000	2-4	.500	3	4	7	4.9	3	1	0	1	0	6	9.5
NIU	12/29/2023	*	23:52	6-11	.545	0-0	.000	0-0	.000	5	4	9	5.2	2	0	1	3	4	12	9.7
at Wisconsin	01/02/2024	*	36:20	7-9	.778	0-0	.000	0-0	.000	2	11	13	5.8	2	1	2	3	1	14	10.0
Rutgers	01/06/2024	*	26:04	5-7	.714	0-0	.000	5-6	.833	2	2	4	5.7	2	1	1	2	0	15	10.3
Totals			6 279:35	62-98	.633	0-2	.000	31-46	.674	36	49	85	5.7	33	9	16	30	17	155	10.3

CAREER STATISTICS

YEAR	G/GS	FG-A	PCT	3-PT	PCT	FT-A	PCT	REB	AVG	PF-FO	AST	TO	BLK	STL	PTS	AVG
Fresh.	15/6	62-98	.633	0-2	.000	31-46	.674	85	5.7	33-0	9	16	30	17	155	10.3



2023-24 IOWA MEN'S BASKETBALL



#2 BROCK HARDING  
G • 6-0 • 162 • Fr.  
Moline, Ill.  
Moline High School

SEASON HIGHS

Points \_\_\_\_\_ 10, 2X, last vs. UMBC, 12/20/23  
FGM \_\_\_\_\_ 4, 2X, last vs. UMBC, 12/20/23  
FGA \_\_\_\_\_ 10 vs. UMBC, 12/20/23  
3-PT FGM \_\_\_\_\_ 2, 2X, last vs. Florida A&M, 12/16/23  
3-PT FGA \_\_\_\_\_ 4, 2X, last vs. Florida A&M, 12/16/23  
FTM \_\_\_\_\_ 2, 2X, last vs. UMBC, 12/20/23  
FTA \_\_\_\_\_ 2, 4X, last vs. Northern Illinois, 12/29/23  
REB \_\_\_\_\_ 2, 3X, last vs. Florida A&M, 12/16/23  
AST \_\_\_\_\_ 12 vs. UMBC, 12/20/23  
STL \_\_\_\_\_ 4 vs. UMBC, 12/20/23  
BLK \_\_\_\_\_ 1 vs. Florida A&M, 12/16/23  
MIN \_\_\_\_\_ 29 vs. UMBC, 12/29/23

CAREER HIGHS

Points \_\_\_\_\_ 10, 2X, last vs. UMBC, 12/20/23  
FGM \_\_\_\_\_ 4, 2X, last vs. UMBC, 12/20/23  
FGA \_\_\_\_\_ 10 vs. UMBC, 12/20/23  
3-PT FGM \_\_\_\_\_ 2, 2X, last vs. Florida A&M, 12/16/23  
3-PT FGA \_\_\_\_\_ 4, 2X, last vs. Florida A&M, 12/16/23  
FTM \_\_\_\_\_ 2, 2X, last vs. UMBC, 12/20/23  
FTA \_\_\_\_\_ 2, 4X, last vs. Northern Illinois, 12/29/23  
REB \_\_\_\_\_ 2, 3X, last vs. Florida A&M, 12/16/23  
AST \_\_\_\_\_ 12 vs. UMBC, 12/20/23  
STL \_\_\_\_\_ 4 vs. UMBC, 12/20/23  
BLK \_\_\_\_\_ 1 vs. Florida A&M, 12/16/23  
MIN \_\_\_\_\_ 29 vs. UMBC, 12/29/23

Opponent	Date	GS	MIN	Total		3-Pointers		Free throws		Rebounds				PF	A	TO	BLK	STL	PTS	AVG
				FG-FGA	PCT	3FG-3FGA	PCT	FT-FTA	PCT	OFF	DEF	TOT	AVG							
North Dakota	11/07/2023		10:39	2-4	.500	1-1	1.000	1-1	1.000	1	0	1	1.0	0	7	3	0	0	6	6.0
Alabama St.	11/10/2023		14:58	2-6	.333	1-2	.500	0-0	.000	0	0	0	0.5	2	7	2	0	2	5	5.5
at Creighton	11/14/2023		08:02	0-2	.000	0-0	.000	0-0	.000	0	0	0	0.3	0	3	1	0	0	0	3.7
Arkansas St.	11/17/2023		06:30	0-1	.000	0-0	.000	1-2	.500	0	0	0	0.3	0	0	1	0	1	1	3.0
vs Oklahoma	11/23/2023		15:22	2-4	.500	2-3	.667	0-0	.000	0	2	2	0.6	1	2	0	0	1	6	3.6
vs Seton Hall	11/24/2023		08:49	0-3	.000	0-2	.000	0-0	.000	0	1	1	0.7	1	1	1	0	1	0	3.0
North Florida	11/29/2023		10:34	0-2	.000	0-0	.000	0-0	.000	0	1	1	0.7	0	2	0	0	0	0	2.6
at Purdue	12/04/2023		14:08	3-7	.429	1-1	1.000	0-0	.000	0	0	0	0.6	0	1	0	0	1	7	3.1
at Iowa St.	12/07/2023		22:37	1-6	.167	1-4	.250	2-2	1.000	0	2	2	0.8	4	3	3	0	2	5	3.3
Michigan	12/10/2023		12:29	3-4	.750	0-1	.000	0-0	.000	0	0	0	0.7	0	0	1	0	1	6	3.6
vs Florida A&M	12/16/2023		15:23	4-6	.667	2-4	.500	0-0	.000	0	2	2	0.8	2	2	1	1	1	10	4.2
UMBC	12/20/2023		29:24	4-10	.400	0-3	.000	2-2	1.000	0	1	1	0.8	1	12	1	0	4	10	4.7
NIU	12/29/2023		12:57	0-4	.000	0-3	.000	1-2	.500	0	0	0	0.8	0	3	1	0	2	1	4.4
at Wisconsin	01/02/2024		11:22	1-3	.333	1-1	1.000	0-0	.000	0	0	0	0.7	3	3	2	0	0	3	4.3
Rutgers	01/06/2024		09:24	0-3	.000	0-1	.000	0-0	.000	0	0	0	0.7	2	2	1	0	1	0	4.0
Totals		0	202:38	22-65	.338	9-26	.346	7-9	.778	1	9	10	0.7	16	48	18	1	17	60	4.0

CAREER STATISTICS

YEAR	G/GS	FG-A	PCT	3-PT	PCT	FT-A	PCT	REB	AVG	PF-FO	AST	TO	BLK	STL	PTS	AVG
Fresh.	15/0	22-65	.338	9-26	.346	7-9	.778	10	0.7	16-0	48	18	1	17	60	4.0



#1 SPENCER HUTCHISON  
G • 6-4 • 202 • RS Fr.  
Dallas, Texas  
The Episcopal School of Dallas

SEASON HIGHS

Points \_\_\_\_\_ --  
FGM \_\_\_\_\_ --  
FGA \_\_\_\_\_ 2 vs. Northern Illinois, 12/29/23  
3-PT FGM \_\_\_\_\_ --  
3-PT FGA \_\_\_\_\_ 2 vs. Northern Illinois, 12/29/23  
FTM \_\_\_\_\_ --  
FTA \_\_\_\_\_ --  
REB \_\_\_\_\_ 1, 3X, last vs. Northern Illinois, 12/29/23  
AST \_\_\_\_\_ 1 vs. North Dakota, 11/7/23  
STL \_\_\_\_\_ --  
BLK \_\_\_\_\_ --  
MIN \_\_\_\_\_ 3, 2X, last vs. Northern Illinois, 12/29/23

CAREER HIGHS

Points \_\_\_\_\_ --  
FGM \_\_\_\_\_ --  
FGA \_\_\_\_\_ 2 vs. Northern Illinois, 12/29/23  
3-PT FGM \_\_\_\_\_ --  
3-PT FGA \_\_\_\_\_ 2 vs. Northern Illinois, 12/29/23  
FTM \_\_\_\_\_ --  
FTA \_\_\_\_\_ --  
REB \_\_\_\_\_ 1, 3X, last vs. Northern Illinois, 12/29/23  
AST \_\_\_\_\_ 1 vs. North Dakota, 11/7/23  
STL \_\_\_\_\_ --  
BLK \_\_\_\_\_ --  
MIN \_\_\_\_\_ 3, 2X, last vs. Northern Illinois, 12/29/23

Opponent	Date	GS	MIN	Total		3-Pointers		Free throws		Rebounds				PF	A	TO	BLK	STL	PTS	AVG
				FG-FGA	PCT	3FG-3FGA	PCT	FT-FTA	PCT	OFF	DEF	TOT	AVG							
North Dakota	11/07/2023		01:57	0-0	.000	0-0	.000	0-0	.000	0	1	1	1.0	0	1	0	0	0	0	0.0
vs Florida A&M	12/16/2023		03:42	0-1	.000	0-1	.000	0-0	.000	0	1	1	1.0	1	0	0	0	0	0	0.0
NIU	12/29/2023		03:00	0-2	.000	0-2	.000	0-0	.000	1	0	1	1.0	1	0	0	0	0	0	0.0
Totals		0	08:39	0-3	.000	0-3	.000	0-0	.000	1	2	3	1.0	2	1	0	0	0	0	0.0

CAREER STATISTICS

YEAR	G/GS	FG-A	PCT	3-PT	PCT	FT-A	PCT	REB	AVG	PF-FO	AST	TO	BLK	STL	PTS	AVG
RS Fresh.	3/0	0-3	.000	0-3	.000	0-0	.000	3	1.0	2-0	1	0	0	0	0	0.0



2023-24 IOWA MEN'S BASKETBALL



#14 CARTER KINGSBURY  
G • 6-4 • 225 • RS So.  
Ponca, Neb.  
Brewster Academy  
(N.H.)

Opponent	Date	GS	MIN	Total		3-Pointers		Free throws		Rebounds				PF	A	TO	BLK	STL	PTS	AVG
				FG-FGA	PCT	3FG-3FGA	PCT	FT-FTA	PCT	OFF	DEF	TOT	AVG							
North Dakota	11/07/2023		01:57	1-1	1.000	1-1	1.000	0-0	.000	0	2	2	2.0	0	0	0	0	0	3	3.0
Alabama St.	11/10/2023		02:45	1-1	1.000	0-0	.000	0-0	.000	1	0	1	1.5	0	0	0	0	0	2	2.5
North Florida	11/29/2023		00:52	0-0	.000	0-0	.000	0-0	.000	0	1	1	1.3	0	0	0	0	0	0	1.7
vs Florida A&M	12/16/2023		06:36	0-1	.000	0-0	.000	0-0	.000	0	2	2	1.5	0	1	1	0	0	0	1.3
NIU	12/29/2023		03:51	0-2	.000	0-1	.000	0-0	.000	0	1	1	1.4	0	0	0	0	0	0	1.0
Totals		0	16:01	2-5	.400	1-2	.500	0-0	.000	1	6	7	1.4	0	1	1	0	0	5	1.0

SEASON HIGHS

Points \_\_\_\_\_ 3 vs. North Dakota, 11/7/23  
FGM \_\_\_\_\_ 1, 2X, last vs. Alabama State, 11/10/23  
FGA \_\_\_\_\_ 2 vs. Northern Illinois, 12/29/23  
3-PT FGM \_\_\_\_\_ 1 vs. North Dakota, 11/7/23  
3-PT FGA \_\_\_\_\_ 1, 2X, last vs. Northern Illinois, 12/29/23  
FTM \_\_\_\_\_ --  
FTA \_\_\_\_\_ --  
REB \_\_\_\_\_ 2, 2X, last vs. Florida A&M, 12/16/23  
AST \_\_\_\_\_ 1 vs. Florida A&M, 12/16/23  
STL \_\_\_\_\_ --  
BLK \_\_\_\_\_ --  
MIN \_\_\_\_\_ 7 vs. Florida A&M, 12/16/23

CAREER HIGHS

Points \_\_\_\_\_ 4 vs. North Carolina A&T, 11/11/22  
FGM \_\_\_\_\_ 1, 4X, last vs. Alabama State, 11/10/23  
FGA \_\_\_\_\_ 3 vs. North Carolina A&T, 11/11/22  
3-PT FGM \_\_\_\_\_ 1, 3X, last vs. North Dakota, 11/7/23  
3-PT FGA \_\_\_\_\_ 1, 4X, last vs. Northern Illinois, 12/29/23  
FTM \_\_\_\_\_ 1 vs. North Carolina A&T, 11/11/22  
FTA \_\_\_\_\_ 2 vs. North Carolina A&T, 11/11/22  
REB \_\_\_\_\_ 2, 4X, last vs. Florida A&M, 12/16/23  
AST \_\_\_\_\_ 1, 5X, last vs. Florida A&M, 12/16/23  
STL \_\_\_\_\_ 1 vs. Omaha, 11/21/22  
BLK \_\_\_\_\_ --  
MIN \_\_\_\_\_ 10 vs. Wisconsin (12/11/22)

CAREER STATISTICS

YEAR	G/GS	FG-A	PCT	3-PT	PCT	FT-A	PCT	REB	AVG	PF-FO	AST	TO	BLK	STL	PTS	AVG
Fresh.	8/0	2-5	.400	2-2	1.000	1-2	.500	6	0.8	0-0	4	1	0	1	7	0.9
Soph.	5/0	2-5	.400	1-2	.500	0-0	.000	7	1.4	0-0	1	1	0	0	5	1.0
TOTALS	13/0	4-10	.400	3-4	.750	1-2	.500	13	1.0	0-0	5	2	0	1	12	0.9



#23 BEN KRIKKE  
F • 6-9 • 245 • Graduate  
Edmonton, Alberta, Canada  
Jasper Place High School  
Valparaiso

Opponent	Date	GS	MIN	Total		3-Pointers		Free throws		Rebounds				PF	A	TO	BLK	STL	PTS	AVG
				FG-FGA	PCT	3FG-3FGA	PCT	FT-FTA	PCT	OFF	DEF	TOT	AVG							
North Dakota	11/07/2023	*	23:02	8-13	.615	1-1	1.000	1-1	1.000	4	2	6	6.0	2	1	0	0	1	18	18.0
Alabama St.	11/10/2023	*	22:18	5-10	.500	0-0	.000	3-8	.375	3	3	6	6.0	3	2	0	0	2	13	15.5
at Creighton	11/14/2023	*	30:46	11-18	.611	0-0	.000	2-2	1.000	4	1	5	5.7	2	1	3	0	1	24	18.3
Arkansas St.	11/17/2023	*	33:05	10-14	.714	0-1	.000	5-8	.625	1	8	9	6.5	3	2	3	3	4	25	20.0
vs Oklahoma	11/23/2023	*	28:24	4-9	.444	0-0	.000	3-3	1.000	1	2	3	5.8	3	1	1	0	0	11	18.2
vs Seton Hall	11/24/2023	*	31:48	8-10	.800	0-0	.000	3-4	.750	0	1	1	5.0	3	5	1	0	0	19	18.3
North Florida	11/29/2023	*	29:39	5-9	.556	0-0	.000	11-11	1.000	1	1	2	4.6	3	0	2	0	1	21	18.7
at Purdue	12/04/2023	*	30:47	7-13	.538	0-1	.000	2-4	.500	3	4	7	4.9	4	1	3	0	1	16	18.4
at Iowa St.	12/07/2023	*	27:47	4-8	.500	0-1	.000	0-0	.000	1	2	3	4.7	1	0	1	0	0	8	17.2
Michigan	12/10/2023	*	35:05	8-15	.533	0-1	.000	8-11	.727	2	6	8	5.0	2	1	0	0	0	24	17.9
vs Florida A&M	12/16/2023	*	19:45	2-5	.400	0-0	.000	1-2	.500	0	4	4	4.9	1	0	1	0	1	5	16.7
UMBC	12/20/2023	*	31:04	7-11	.636	0-0	.000	3-4	.750	4	8	12	5.5	0	3	0	0	1	17	16.8
NIU	12/29/2023	*	27:31	9-12	.750	1-1	1.000	1-1	1.000	1	6	7	5.6	2	3	0	1	2	20	17.0
at Wisconsin	01/02/2024	*	20:26	3-4	.750	1-1	1.000	3-5	.600	0	1	1	5.3	4	2	2	0	0	10	16.5
Rutgers	01/06/2024	*	35:35	6-15	.400	0-2	.000	7-9	.778	3	7	10	5.6	2	3	2	0	1	19	16.7
Totals		15	427:02	97-166	.584	3-9	.333	53-73	.726	28	56	84	5.6	35	25	19	4	15	250	16.7

SEASON HIGHS

Points \_\_\_\_\_ 25 vs. Arkansas State, 11/17/23  
FGM \_\_\_\_\_ 11 vs. Creighton, 11/14/23  
FGA \_\_\_\_\_ 18 vs. Creighton, 11/14/23  
3-PT FGM \_\_\_\_\_ 1, 3X, last at Wisconsin, 1/2/24  
3-PT FGA \_\_\_\_\_ 2 vs. Rutgers, 1/6/24  
FTM \_\_\_\_\_ 8 vs. Michigan, 12/10/23  
FTA \_\_\_\_\_ 11 vs. Michigan, 12/10/23  
REB \_\_\_\_\_ 12 vs. UMBC, 12/20/23  
AST \_\_\_\_\_ 5 vs. Seton Hall, 11/24/23  
STL \_\_\_\_\_ 4 vs. Arkansas State, 11/17/23  
BLK \_\_\_\_\_ 3 vs. Arkansas State, 11/17/23  
MIN \_\_\_\_\_ 36 vs. Rutgers, 1/6/24

CAREER HIGHS

Points \_\_\_\_\_ 34 at UIC, 2/19/23  
FGM \_\_\_\_\_ 14 at UIC, 2/19/23  
FGA \_\_\_\_\_ 24 vs. Western Michigan, 11/13/22  
3-PT FGM \_\_\_\_\_ 3, 2X, last vs. Incarnate Word, 11/19/22  
3-PT FGA \_\_\_\_\_ 6 vs. Drake, 2/4/23  
FTM \_\_\_\_\_ 11 vs. Drake, 2/4/23  
FTA \_\_\_\_\_ 12 vs. Drake, 2/4/23  
REB \_\_\_\_\_ 15 at Illinois State, 1/24/21  
AST \_\_\_\_\_ 6, 2X, last vs. Illinois State, 2/11/23  
STL \_\_\_\_\_ 4 vs. Arkansas State, 11/17/23  
BLK \_\_\_\_\_ 5 vs. Southern Illinois, 2/14/23  
MIN \_\_\_\_\_ 45 at Missouri State, 2/1/23

CAREER STATISTICS

YEAR	G/GS	FG-A	PCT	3-PT	PCT	FT-A	PCT	REB	AVG	PF-FO	AST	TO	BLK	STL	PTS	AVG
Fresh.	33/1	82-149	.550	14-41	.342	42-53	.793	95	2.9	47-0	22	27	15	15	220	6.7
Soph.	28/28	140-270	.519	8-30	.267	55-69	.797	118	4.2	65-1	27	35	23	16	343	12.3
Junior	29/29	166-308	.539	4-27	.148	75-89	.843	130	4.5	70-1	45	44	23	23	411	14.2
Senior	32/32	244-442	.552	17-61	.279	117-147	.796	189	5.9	74-4	67	71	28	17	622	19.4
Grad.	15/15	97-166	.584	3-9	.333	53-73	.726	84	5.6	35-0	25	19	4	15	250	16.7
TOTALS	137/105	729-1335	.546	46-168	.274	342-431	.794	616	4.5	291-6	186	196	93	86	1846	13.5



## 2023-24 IOWA MEN'S BASKETBALL



**#25 LUC LAKETA**  
**G • 6-5 • 185 • Jr.**  
**Concord, Michigan**  
**Hanover Horton High**  
**School**  
**Winchendon (Mass.)**

Opponent	Date	GS	MIN	Total		3-Pointers		Free throws		Rebounds				PF		A	TO	BLK	STL	PTS	AVG
				FG-FGA	PCT	3FG-3FGA	PCT	FT-FTA	PCT	OFF	DEF	TOT	AVG								
North Dakota	11/07/2023		01:57	0-0	.000	0-0	.000	0-0	.000	0	0	0	0.0	1	1	0	0	0	0	0	0.0
Alabama St.	11/10/2023		01:43	0-0	.000	0-0	.000	0-0	.000	0	0	0	0.0	0	0	0	0	0	0	0	0.0
vs Florida A&M	12/16/2023		04:52	1-1	1.000	1-1	1.000	1-4	.250	0	0	0	0.0	0	0	0	0	0	0	4	1.3
NIU	12/29/2023		03:00	0-0	.000	0-0	.000	0-0	.000	0	0	0	0.0	1	0	1	0	0	0	0	1.0
<b>Totals</b>		<b>0</b>	<b>11:32</b>	<b>1-1</b>	<b>1.000</b>	<b>1-1</b>	<b>1.000</b>	<b>1-4</b>	<b>.250</b>	<b>0</b>	<b>0</b>	<b>0</b>	<b>0.0</b>	<b>2</b>	<b>1</b>	<b>1</b>	<b>0</b>	<b>0</b>	<b>0</b>	<b>4</b>	<b>1.0</b>

### SEASON HIGHS

Points \_\_\_\_\_ 4 vs. Florida A&M, 12/16/23  
FGM \_\_\_\_\_ 1 vs. Florida A&M, 12/16/23  
FGA \_\_\_\_\_ 1 vs. Florida A&M, 12/16/23  
3-PT FGM \_\_\_\_\_ 1 vs. Florida A&M, 12/16/23  
3-PT FGA \_\_\_\_\_ 1 vs. Florida A&M, 12/16/23  
FTM \_\_\_\_\_ 1 vs. Florida A&M, 12/16/23  
FTA \_\_\_\_\_ --  
REB \_\_\_\_\_ --  
AST \_\_\_\_\_ 1 vs. North Dakota, 11/7/23  
STL \_\_\_\_\_ --  
BLK \_\_\_\_\_ --  
MIN \_\_\_\_\_ 5 vs. Florida A&M, 12/16/23

### CAREER HIGHS

Points \_\_\_\_\_ 4 vs. Florida A&M, 12/16/23  
FGM \_\_\_\_\_ 1, 5X, last vs. SFlorida A&M, 12/16/23  
FGA \_\_\_\_\_ 1, 10X, last vs. Florida A&M, 12/16/23  
3-PT FGM \_\_\_\_\_ 1, 5X, last vs. Florida A&M, 12/16/23  
3-PT FGA \_\_\_\_\_ 1, 9X, last vs. Florida A&M, 12/16/23  
FTM \_\_\_\_\_ 1, 2X, last vs. Florida A&M, 12/16/23  
FTA \_\_\_\_\_ 2 vs. Bethune-Cookman, 11/7/22  
REB \_\_\_\_\_ 2 vs. SE Missouri St., 12/17/22  
AST \_\_\_\_\_ 1, 2X, last vs. North Dakota, 11/7/23  
STL \_\_\_\_\_ 1, 2X, last vs. Michigan State, 2/22/22  
BLK \_\_\_\_\_ --  
MIN \_\_\_\_\_ 6 vs. Western Michigan, 11/22/21

### CAREER STATISTICS

YEAR	G/GS	FG-A	PCT	3-PT	PCT	FT-A	PCT	REB	AVG	PF-FO	AST	TO	BLK	STL	PTS	AVG
Fresh.	12/0	3-6	.500	3-5	.600	0-0	.000	2	0.2	1-0	1	3	0	2	9	0.8
Soph.	4/0	1-3	.333	1-3	.333	1-2	.500	4	1.0	2-0	0	0	0	0	4	1.0
Junior	4/0	1-1	1.000	1-1	1.000	1-4	.250	0	0.0	2-0	1	1	0	0	4	1.0
<b>TOTALS</b>	<b>20/0</b>	<b>5-10</b>	<b>.500</b>	<b>5-9</b>	<b>.556</b>	<b>2-6</b>	<b>.333</b>	<b>6</b>	<b>0.3</b>	<b>5-0</b>	<b>2</b>	<b>4</b>	<b>0</b>	<b>2</b>	<b>17</b>	<b>0.9</b>



**#22 PATRICK McCAFFERY**  
**F • 6-9 • 212 • RS Sr.**  
**Iowa City, Iowa**  
**Iowa City West**  
**High School**

Opponent	Date	GS	MIN	Total		3-Pointers		Free throws		Rebounds				PF		A	TO	BLK	STL	PTS	AVG
				FG-FGA	PCT	3FG-3FGA	PCT	FT-FTA	PCT	OFF	DEF	TOT	AVG								
North Dakota	11/07/2023	*	22:45	2-4	.500	1-3	.333	6-7	.857	0	5	5	5.0	1	2	1	1	1	11	11.0	
Alabama St.	11/10/2023	*	26:12	7-12	.583	2-5	.400	6-6	1.000	0	3	3	4.0	0	1	0	0	0	22	16.5	
at Creighton	11/14/2023	*	29:51	5-8	.625	0-1	.000	3-5	.600	0	2	2	3.3	2	3	0	2	2	13	15.3	
Arkansas St.	11/17/2023	*	30:29	3-8	.375	1-3	.333	3-5	.600	1	3	4	3.5	0	2	0	0	0	10	14.0	
vs Oklahoma	11/23/2023	*	23:30	1-7	.143	0-3	.000	0-0	.000	0	3	3	3.4	0	0	1	0	0	2	11.6	
vs Seton Hall	11/24/2023	*	27:19	4-7	.571	1-2	.500	1-1	1.000	0	6	6	3.8	0	2	1	0	0	10	11.3	
North Florida	11/29/2023	*	28:58	7-13	.538	2-2	1.000	0-0	.000	0	5	5	4.0	0	1	3	0	1	16	12.0	
at Purdue	12/04/2023	*	28:30	1-5	.200	0-2	.000	6-8	.750	0	5	5	4.1	0	2	1	0	1	8	11.5	
at Iowa St.	12/07/2023	*	16:50	0-3	.000	0-2	.000	0-0	.000	0	1	1	3.8	0	0	0	0	0	0	10.2	
Michigan	12/10/2023	*	24:49	4-12	.333	2-5	.400	0-0	.000	0	2	2	3.6	0	0	0	1	0	10	10.2	
vs Florida A&M	12/16/2023	*	21:13	2-6	.333	1-4	.250	1-3	.333	0	4	4	3.6	0	3	1	1	2	6	9.8	
UMBC	12/20/2023	*	30:34	6-11	.545	1-4	.250	1-1	1.000	0	2	2	3.5	0	2	1	0	0	14	10.2	
NIU	12/29/2023	*	20:10	4-10	.400	1-3	.333	0-0	.000	1	1	2	3.4	0	1	0	0	0	9	10.1	
at Wisconsin	01/02/2024	*	26:25	2-9	.222	0-4	.000	1-1	1.000	0	3	3	3.4	2	4	3	0	1	5	9.7	
Totals		14	357:35	48-115	.417	12-43	.279	28-37	.757	2	45	47	3.4	5	23	12	5	8	136	9.7	

### SEASON HIGHS

Points \_\_\_\_\_ 22 vs. Alabama State, 11/10/23  
FGM \_\_\_\_\_ 7 vs. Alabama State, 11/10/23  
FGA \_\_\_\_\_ 13 vs. North Florida, 11/29/23  
3-PT FGM \_\_\_\_\_ 2, 3X, last vs. Michigan, 12/10/23  
3-PT FGA \_\_\_\_\_ 5, 2X, last vs. Michigan, 12/10/23  
FTM \_\_\_\_\_ 6, 3X, last at Purdue, 12/4/23  
FTA \_\_\_\_\_ 8 at Purdue, 12/4/23  
REB \_\_\_\_\_ 6 vs. Seton Hall, 11/24/23  
AST \_\_\_\_\_ 4 at Wisconsin, 1/2/24  
STL \_\_\_\_\_ 2 vs. Creighton, 12/4/23  
BLK \_\_\_\_\_ 2 vs. Creighton, 11/14/23  
MIN \_\_\_\_\_ 30, 2X, last vs. UMBC, 12/20/23


### CAREER HIGHS

Points \_\_\_\_\_ 24 vs. Wisconsin, 12/11/22  
FGM \_\_\_\_\_ 8, 4X, last vs. Wisconsin, 12/11/22  
FGA \_\_\_\_\_ 17 vs. Richmond, 3/17/22  
3-PT FGM \_\_\_\_\_ 6 vs. Nebraska, 3/5/23  
3-PT FGA \_\_\_\_\_ 10 vs. Nebraska, 3/5/23  
FTM \_\_\_\_\_ 7, 2X, last vs. Omaha, 11/21/22  
FTA \_\_\_\_\_ 10 at Purdue, 12/3/21  
REB \_\_\_\_\_ 13 vs. Eastern Illinois, 12/21/22  
AST \_\_\_\_\_ 4, 5X, last at Wisconsin, 1/2/24  
STL \_\_\_\_\_ 5 at Purdue, 2/9/23  
BLK \_\_\_\_\_ 2, 5X, last vs. Creighton, 11/14/23  
MIN \_\_\_\_\_ 37 at Penn State, 1/31/22

### CAREER STATISTICS

YEAR	G/GS	FG-A	PCT	3-PT	PCT	FT-A	PCT	REB	AVG	PF-FO	AST	TO	BLK	STL	PTS	AVG
Fresh.	2/0	3-10	.300	0-4	.000	0-0	.000	5	2.5	2-0	1	0	0	1	6	3.0
RS-Fresh.	31/0	60-137	.438	13-43	.302	29-41	.707	83	2.7	20-0	28	13	12	11	162	5.2
Soph.	32/32	124-294	.422	33-100	.330	55-77	.714	114	3.6	23-0	50	21	15	19	336	10.5
Junior	27/14	88-215	.409	35-102	.343	54-70	.771	94	3.5	23-0	28	28	10	22	265	9.8
Senior	14/14	48-115	.417	12-43	.279	28-37	.757	47	3.4	5-0	23	12	5	8	136	9.7
<b>TOTALS</b>	<b>106/60</b>	<b>323-771</b>	<b>.419</b>	<b>93-292</b>	<b>.318</b>	<b>166-225</b>	<b>.738</b>	<b>343</b>	<b>3.2</b>	<b>73-0</b>	<b>130</b>	<b>74</b>	<b>42</b>	<b>61</b>	<b>905</b>	<b>8.5</b>

2023-24 IOWA MEN'S BASKETBALL



#44 RILEY MULVEY  
F • 6-11 • 245 • Jr.  
Rotterdam, New York  
St. Thomas More  
High School

SEASON HIGHS

Points \_\_\_\_\_ --  
FGM \_\_\_\_\_ --  
FGA \_\_\_\_\_ --  
3-PT FGM \_\_\_\_\_ --  
3-PT FGA \_\_\_\_\_ --  
FTM \_\_\_\_\_ --  
FTA \_\_\_\_\_ --  
REB \_\_\_\_\_ --  
AST \_\_\_\_\_ --  
STL \_\_\_\_\_ --  
BLK \_\_\_\_\_ --  
MIN \_\_\_\_\_ --

CAREER HIGHS

Points \_\_\_\_\_ 8 vs. Western Michigan, 11/22/21  
FGM \_\_\_\_\_ 3 vs. Western Michigan, 11/22/21  
FGA \_\_\_\_\_ 5, 2X, last vs. North Carolina A&T, 11/11/22  
3-PT FGM \_\_\_\_\_ --  
3-PT FGA \_\_\_\_\_ 1, 3X, last vs. North Carolina A&T, 11/11/22  
FTM \_\_\_\_\_ 2, 2X, last vs. Western Michigan, 11/22/21  
FTA \_\_\_\_\_ 2, 2X, last vs. Western Michigan, 11/22/21  
REB \_\_\_\_\_ 5 vs. Alabama State, 11/18/21  
AST \_\_\_\_\_ 1, 3X, last vs. Omaha, 11/21/22  
STL \_\_\_\_\_ 1 vs. Michigan, 1/12/23  
BLK \_\_\_\_\_ 3 vs. Northwestern, 3/10/22  
MIN \_\_\_\_\_ 13, 2X, last vs. Michigan, 1/12/23

CAREER STATISTICS

YEAR	G/GS	FG-A	PCT	3-PT	PCT	FT-A	PCT	REB	AVG	PF-FO	AST	TO	BLK	STL	PTS	AVG
Fresh.	17/0	6-12	.500	0-2	.000	4-4	1.000	15	0.9	12-0	2	4	5	0	16	0.9
Soph.	12/0	5-10	.500	0-1	.000	1-2	.500	11	0.9	2-0	2	1	5	1	11	0.9
Junior	-	-	-	-	-	-	-	-	-	-	-	-	-	-	-	-
TOTALS	29/0	11-22	.500	0-3	.000	5-6	.833	26	0.9	14-0	4	5	10	1	27	0.9



#11 TONY PERKINS  
G • 6-4 • 205 • Sr.  
Indianapolis, Ind.  
Lawrence North  
High School

SEASON HIGHS

Points \_\_\_\_\_ 25 at Wisconsin, 1/2/24  
FGM \_\_\_\_\_ 9 vs. UMBC, 12/20/23  
FGA \_\_\_\_\_ 18 vs. UMBC, 12/20/23  
3-PT FGM \_\_\_\_\_ 2, 3X, last at Wisconsin, 1/2/24  
3-PT FGA \_\_\_\_\_ 4 vs. Oklahoma, 11/23/23  
FTM \_\_\_\_\_ 8 vs. Michigan, 12/10/23  
FTA \_\_\_\_\_ 9 at Wisconsin, 1/2/24  
REB \_\_\_\_\_ 6, 6X, last vs. UMBC, 12/20/23  
AST \_\_\_\_\_ 8 vs. Northern Illinois, 12/29/23  
STL \_\_\_\_\_ 4, 3X, last vs. Rutgers, 1/6/24  
BLK \_\_\_\_\_ 2 vs. Arkansas State, 11/17/23  
MIN \_\_\_\_\_ 32, 2X, last at Wisconsin, 1/2/24

CAREER HIGHS

Points \_\_\_\_\_ 32 vs. Illinois, 2/4/23  
FGM \_\_\_\_\_ 11 vs. Ohio State, 2/16/23  
FGA \_\_\_\_\_ 18 vs. UMBC, 12/20/23  
3-PT FGM \_\_\_\_\_ 4 vs. Michigan State, 2/25/23  
3-PT FGA \_\_\_\_\_ 5, 3X, last vs. Michigan State, 2/25/23  
FTM \_\_\_\_\_ 15 vs. Illinois, 2/4/23  
FTA \_\_\_\_\_ 16 vs. Illinois, 2/4/23  
REB \_\_\_\_\_ 12 at Illinois, 3/6/22  
AST \_\_\_\_\_ 8, 2X, last vs. Northern Illinois, 12/29/23  
STL \_\_\_\_\_ 5 vs. Northwestern, 2/28/22  
BLK \_\_\_\_\_ 2, 4X, last vs. Arkansas State, 11/17/23  
MIN \_\_\_\_\_ 44 vs. Wisconsin, 12/11/22

Opponent	Date	GS	MIN	Total		3-Pointers		Free throws		Rebounds				PF	A	TO	BLK	STL	PTS	AVG	
				FG-FA	PCT	3FG-3FGA	PCT	FT-FTA	PCT	OFF	DEF	TOT	AVG								
North Dakota	11/07/2023	*	24:56	3-11	.273	1-2	.500	3-4	.750	0	6	6	6.0	1	2	0	0	2	10	10.0	
Alabama St.	11/10/2023	*	25:52	4-8	.500	0-2	.000	4-5	.800	2	3	5	5.5	1	3	2	1	0	12	11.0	
at Creighton	11/14/2023	*	31:58	6-12	.500	2-3	.667	2-3	.667	1	5	6	5.7	3	3	1	1	3	16	12.7	
Arkansas St.	11/17/2023	*	31:56	4-13	.308	0-2	.000	3-4	.750	2	4	6	5.8	3	2	1	2	2	11	12.3	
vs Oklahoma	11/23/2023	*	21:42	1-10	.100	0-4	.000	4-6	.667	4	2	6	5.8	1	2	2	0	0	6	11.0	
vs Seton Hall	11/24/2023	*	31:11	4-7	.571	1-2	.500	5-7	.714	0	5	5	5.7	1	5	2	1	1	14	11.5	
North Florida	11/29/2023	*	30:20	8-10	.800	2-3	.667	3-4	.750	0	2	2	5.1	1	2	1	0	1	21	12.9	
at Purdue	12/04/2023	*	30:00	5-14	.357	0-1	.000	2-3	.667	3	3	6	5.3	1	1	1	0	0	12	12.8	
at Iowa St.	12/07/2023	*	22:14	2-7	.286	1-2	.500	1-2	.500	0	1	1	4.8	3	2	3	0	1	6	12.0	
Michigan	12/10/2023	*	30:53	5-11	.455	1-3	.333	8-8	1.000	1	2	3	4.6	1	4	2	0	4	19	12.7	
vs Florida A&M	12/16/2023	*	20:47	4-5	.800	1-2	.500	3-4	.750	1	4	5	4.6	1	7	1	1	0	12	12.6	
UMBC	12/20/2023	*	30:49	9-18	.500	0-3	.000	5-5	1.000	3	3	6	4.8	1	7	0	0	4	23	13.5	
NIU	12/29/2023	*	24:03	5-13	.385	0-0	.000	0-0	.000	1	1	2	4.5	3	8	2	0	3	10	13.2	
at Wisconsin	01/02/2024	*	31:33	8-14	.571	2-2	1.000	7-9	.778	1	3	4	4.5	3	2	2	0	3	25	14.1	
Rutgers	01/06/2024	*	29:52	6-13	.462	1-1	1.000	2-2	1.000	0	2	2	4.3	0	2	3	1	4	15	14.1	
Totals			15	418:06	74-166	.446	12-32	.375	52-66	.788	19	46	65	4.3	24	52	23	7	28	212	14.1

CAREER STATISTICS

YEAR	G/GS	FG-A	PCT	3-PT	PCT	FT-A	PCT	REB	AVG	PF-FO	AST	TO	BLK	STL	PTS	AVG
Fresh.	24/0	15-33	.455	1-3	.333	7-15	.467	31	1.3	21-0	16	3	1	5	38	1.6
Soph.	36/15	99-222	.446	17-53	.321	52-65	.800	88	2.4	62-1	59	33	3	32	267	7.4
Junior	32/32	143-325	.440	22-66	.333	87-114	.763	131	4.1	67-1	88	55	13	46	395	12.3
Senior	15/15	74-166	.446	12-32	.375	52-66	.788	65	4.3	24-0	52	23	7	28	212	14.1
TOTALS	107/62	331-746	.444	52-154	.338	198-260	.762	315	2.9	174-2	215	114	24	111	912	8.5





2023-24 IOWA MEN'S BASKETBALL



#20 PAYTON SANDFORT  
G • 6-7 • 215 • Jr.  
Waukee, Iowa  
Waukee High School

SEASON HIGHS

Points	24 vs. Rutgers, 1/6/24
FGM	8 vs. Rutgers, 1/6/24
FGA	14 vs. Seton Hall, 11/24/23
3-PT FGM	5 vs. Rutgers, 1/6/24
3-PT FGA	10, 2X, last vs. Seton Hall, 11/24/23
FTM	4, 2X, last vs. Seton Hall, 11/24/23
FTA	4, 3x, last vs. Seton Hall, 11/24/23
REB	12 vs. Alabama State, 11/10/23
AST	6 vs. UMBC, 12/20/23
STL	2, 2X, last at Iowa State, 12/7/23
BLK	1, 2X, last vs. Rutgers, 1/6/24
MIN	34, 2X, last at Wisconsin, 1/2/24

CAREER HIGHS

Points	26 vs. Michigan, 1/12/23
FGM	9, 2X, last vs. Michigan, 1/12/23
FGA	17 vs. Michigan, 1/12/23
3-PT FGM	6 vs. Michigan State, 2/25/23
3-PT FGA	12 vs. Alabama State, 11/18/21
FTM	6 at Rutgers, 1/8/23
FTA	7 at Rutgers, 1/8/23
REB	12 vs. Alabama State, 11/10/23
AST	6 vs. UMBC, 12/20/23
STL	2, 5X, last at Iowa State, 12/7/23
BLK	2 vs. Illinois, 2/4/23
MIN	35 vs. Eastern Illinois, 12/21/22

Opponent	Date	GS	MIN	Total		3-Pointers		Free throws		Rebounds				PF	A	TO	BLK	STL	PTS	AVG	
				FG-FA	PCT	3FG-3FA	PCT	FT-FTA	PCT	OFF	DEF	TOT	AVG								
North Dakota	11/07/2023	*	20:24	7-13	.538	3-7	.429	4-4	1.000	2	7	9	9.0	3	2	2	0	2	21	21.0	
Alabama St.	11/10/2023	*	28:23	5-13	.385	4-10	.400	3-3	1.000	5	7	12	10.5	0	4	0	1	0	17	19.0	
at Creighton	11/14/2023	*	17:59	3-7	.429	2-6	.333	3-3	1.000	0	6	6	9.0	4	1	0	0	0	11	16.3	
Arkansas St.	11/17/2023	*	24:09	2-10	.200	0-4	.000	3-4	.750	5	3	8	8.8	3	4	1	0	0	7	14.0	
vs Oklahoma	11/23/2023	*	24:38	5-10	.500	0-5	.000	2-2	1.000	3	4	7	8.4	2	1	2	0	1	12	13.6	
vs Seton Hall	11/24/2023	*	33:54	7-14	.500	4-10	.400	4-4	1.000	0	9	9	8.5	1	3	1	0	0	22	15.0	
North Florida	11/29/2023	*	20:54	4-7	.571	2-4	.500	0-0	.000	0	8	8	8.4	2	2	1	0	1	10	14.3	
at Purdue	12/04/2023	*	30:20	3-10	.300	3-7	.429	0-0	.000	2	2	4	7.9	1	4	1	0	0	9	13.6	
at Iowa St.	12/07/2023	*	31:20	4-9	.444	4-9	.444	2-3	.667	1	5	6	7.7	3	3	2	0	2	14	13.7	
Michigan	12/10/2023	*	26:44	4-9	.444	2-5	.400	0-2	.000	0	3	3	7.2	3	3	3	0	1	10	13.3	
vs Florida A&M	12/16/2023	*	20:47	5-9	.556	2-5	.400	1-1	1.000	0	1	1	6.6	2	3	2	0	1	13	13.3	
UMBC	12/20/2023	*	26:10	7-12	.583	4-8	.500	0-0	.000	1	9	10	6.9	4	6	2	0	1	18	13.7	
NIU	12/29/2023	*	18:27	6-10	.600	2-5	.400	2-2	1.000	0	7	7	6.9	1	3	0	0	0	16	13.8	
at Wisconsin	01/02/2024	*	34:09	3-11	.273	3-7	.429	0-0	.000	2	3	5	6.8	2	0	2	0	0	9	13.5	
Rutgers	01/06/2024	*	31:42	8-12	.667	5-8	.625	3-3	1.000	2	6	8	6.9	3	3	2	1	1	24	14.2	
Totals			15	390:00	73-156	.468	40-100	.400	27-31	.871	23	80	103	6.9	34	42	21	2	10	213	14.2

CAREER STATISTICS

YEAR	G/GS	FG-A	PCT	3-PT	PCT	FT-A	PCT	REB	AVG	PF-FO	AST	TO	BLK	STL	PTS	AVG
Fresh.	34/0	61-146	.418	34-93	.366	15-16	.938	65	1.9	29-0	22	16	4	5	171	5.0
Soph.	33/7	115-285	.404	59-172	.343	51-59	.864	134	4.1	62-0	48	22	7	19	340	10.3
Junior	15/15	73-156	.468	40-100	.400	27-31	.871	103	6.9	34-0	42	21	2	10	213	14.2
TOTALS	82/22	249-587	.424	133-365	.364	93-106	.877	302	3.7	125-0	112	59	13	34	724	8.8



#24 PRYCE SANDFORT  
F • 6-6 • 205 • Fr.  
Waukee, Iowa  
Waukee Northwest  
High School

SEASON HIGHS

Points	12 vs. Northern Illinois, 12/29/23
FGM	3 vs. Northern Illinois, 12/29/23
FGA	7 vs. North Dakota, 11/7/23
3-PT FGM	3 vs. Northern Illinois, 12/29/23
3-PT FGA	4 vs. Northern Illinois, 12/29/23
FTM	3 vs. Northern Illinois, 12/29/23
FTA	3 vs. Northern Illinois, 12/29/23
REB	3, 4X, last vs. Northern Illinois, 12/29/23
AST	2, 3X, last vs. Northern Illinois, 12/29/23
STL	1, 3X, last vs. Northern Illinois, 12/29/23
BLK	1, 2X, last vs. Michigan, 12/10/23
MIN	17, 2X, last vs. Northern Illinois, 12/29/23

CAREER HIGHS

Points	12 vs. Northern Illinois, 12/29/23
FGM	3 vs. Northern Illinois, 12/29/23
FGA	7 vs. North Dakota, 11/7/23
3-PT FGM	3 vs. Northern Illinois, 12/29/23
3-PT FGA	4 vs. Northern Illinois, 12/29/23
FTM	3 vs. Northern Illinois, 12/29/23
FTA	3 vs. Northern Illinois, 12/29/23
REB	3, 4X, last vs. Northern Illinois, 12/29/23
AST	2, 3X, last vs. Northern Illinois, 12/29/23
STL	1, 3X, last vs. Northern Illinois, 12/29/23
BLK	1, 2X, last vs. Michigan, 12/10/23
MIN	17, 2X, last vs. Northern Illinois, 12/29/23

Opponent	Date	GS	MIN	Total		3-Pointers		Free throws		Rebounds				PF	A	TO	BLK	STL	PTS	AVG
				FG-FGA	PCT	3FG-3FGA	PCT	FT-FTA	PCT	OFF	DEF	TOT	AVG							
North Dakota	11/07/2023		17:15	1-7	.143	1-3	.333	0-0	.000	0	3	3	3.0	2	0	0	1	0	3	3.0
Alabama St.	11/10/2023		10:46	2-4	.500	1-3	.333	1-2	.500	0	2	2	2.5	2	2	0	0	0	6	4.5
at Creighton	11/14/2023		10:09	1-3	.333	0-2	.000	0-0	.000	0	1	1	2.0	0	1	0	0	1	2	3.7
Arkansas St.	11/17/2023		08:44	0-1	.000	0-1	.000	0-0	.000	0	0	0	1.5	1	0	0	0	0	0	2.8
vs Oklahoma	11/23/2023		15:22	2-5	.400	1-4	.250	0-0	.000	0	3	3	1.8	1	1	0	0	0	5	3.2
vs Seton Hall	11/24/2023		03:14	0-2	.000	0-1	.000	0-0	.000	0	0	0	1.5	0	0	0	0	0	0	2.7
North Florida	11/29/2023		10:40	1-2	.500	0-1	.000	0-1	.000	1	2	3	1.7	0	1	0	0	1	2	2.6
at Purdue	12/04/2023		06:03	2-3	.667	1-2	.500	0-0	.000	0	0	0	1.5	0	0	0	0	0	5	2.9
at Iowa St.	12/07/2023		08:40	1-4	.250	1-3	.333	0-0	.000	0	1	1	1.4	0	0	2	0	0	3	2.9
Michigan	12/10/2023		07:52	0-1	.000	0-0	.000	0-0	.000	0	1	1	1.4	0	1	0	1	0	0	2.6
vs Florida A&M	12/16/2023		13:21	1-6	.167	1-5	.200	0-0	.000	0	2	2	1.5	0	2	0	0	0	3	2.6
UMBC	12/20/2023		11:38	2-3	.667	1-2	.500	0-0	.000	0	0	0	1.3	1	0	0	0	0	5	2.8
NIU	12/29/2023		17:35	3-5	.600	3-4	.750	3-3	1.000	0	3	3	1.5	0	2	0	0	1	12	3.5
at Wisconsin	01/02/2024		06:26	0-2	.000	0-1	.000	0-0	.000	0	0	0	1.4	1	0	0	0	0	0	3.3
Rutgers	01/06/2024		12:47	1-2	.500	0-1	.000	0-0	.000	0	2	2	1.4	0	0	0	0	0	2	3.2
Totals		0	160:32	17-50	.340	10-33	.303	4-6	.667	1	20	21	1.4	8	10	2	2	3	48	3.2

CAREER STATISTICS

YEAR	G/GS	FG-A	PCT	3-PT	PCT	FT-A	PCT	REB	AVG	PF-FO	AST	TO	BLK	STL	PTS	AVG
Fr.	15/0	17-50	.340	10-33	.303	4-6	.667	21	1.4	8-0	10	2	2	3	48	3.2



**2023-24 IOWA MEN'S BASKETBALL \ \ GAME-BY-GAME STATISTICS**
**@IOWAHOOPS**

Team	Score	FG-A	PCT	3-PT. FG	PCT	FT-FTA	PCT	REB	PF	AST	TO	STL	BLK
North Dakota	68	27-67	.403	4-25	.160	10-17	.588	38	19	9	19	5	3
at Iowa	110	40-75	.533	12-24	.500	18-20	.900	44	18	23	7	12	2
Alabama State	67	23-65	.354	6-22	.273	15-20	.750	46	29	7	16	5	3
at Iowa	98	33-72	.458	9-29	.310	23-35	.657	48	15	27	6	6	3
Iowa	84	34-68	.500	6-14	.428	10-14	.714	30	18	20	7	7	6
at Creighton	92	32-62	.516	10-29	.344	18-24	.750	38	14	19	12	2	3
Arkansas State	74	28-68	.412	10-24	.417	8-17	.471	44	30	16	18	5	4
at Iowa	88	27-58	.466	2-12	.467	32-46	.696	39	17	14	7	11	8
Oklahoma	79	31-64	.484	4-20	.200	13-15	.867	35	15	15	8	8	4
vs. Iowa	67	24-67	.358	4-23	.174	15-18	.833	44	15	10	14	4	4
Seton Hall	72	27-75	.360	8-27	.296	10-12	.833	38	18	14	6	8	1
vs. Iowa	85	31-55	.564	7-19	.368	16-19	.842	36	13	20	11	4	2
North Florida	78	30-66	.455	12-31	.387	6-9	.667	29	19	6	18	7	0
at Iowa	103	36-61	.590	8-14	.571	23-26	.855	36	11	17	11	9	6
Iowa	68	25-65	.385	6-18	.333	12-17	.706	35	16	17	8	5	3
at Purdue	87	34-65	.523	8-25	.320	11-16	.688	41	13	24	8	3	5
Iowa	65	22-57	.386	8-26	.308	13-16	.813	33	21	14	19	9	3
at Iowa State	90	32-60	.533	8-17	.471	18-26	.692	36	13	19	12	12	6
Michigan	90	29-60	.483	9-24	.375	23-28	.821	41	16	17	13	5	6
at Iowa	80	28-64	.438	5-20	.250	19-25	.760	32	17	16	10	9	3
Florida A&M	52	19-63	.302	5-15	.333	9-13	.692	33	19	9	15	9	2
vs. Iowa	88	34-63	.540	10-26	.385	10-20	.500	47	16	22	15	11	6
UMBC	81	32-69	.464	13-25	.520	4-9	.444	36	17	16	15	4	8
at Iowa	103	42-84	.500	6-23	.261	13-16	.813	47	10	33	4	10	1
Northern Illinois	74	27-58	.466	11-18	.611	9-16	.563	35	13	11	21	7	7
at Iowa	103	42-84	.500	8-25	.320	11-15	.733	42	14	23	7	15	9
Iowa	72	27-62	.435	7-17	.412	11-16	.688	32	22	13	14	5	3
at Wisconsin	83	27-52	.519	4-16	.250	25-35	.714	38	15	15	13	9	3
Rutgers	77	28-71	.394	6-19	.316	15-19	.789	46	21	8	16	9	7
at Iowa	86	29-63	.460	7-14	.500	21-24	.875	36	17	17	14	9	4

**SEASON BESTS**

Player	Points	3-Pointers	Rebounds	Assists	Blocks	Steals
Dasonte Bowen	17, Arkansas St.	1, 4X, last vs. NIU	3, 2X, last Oklahoma	5, 3X, last vs. Mich.	1 vs. FAMU	3, Arkansas St.
Even Brauns	2, 3X, last vs. UMBC	--	4, vs. FAMU	1, at Purdue	2, at Purdue	1, 2X, last vs. NIU
Jovone Cater	--	--	1, 2X, last vs. FAMU '23	--	--	1, vs. FAMU
Ladji Dembele	9, vs. FAMU	2, 2X, last at Creighton	4, Alabama St.	2, Creighton	2 vs. NIU	3, vs. FAMU
Josh Dix	10 vs. Arkansas State	1, 7X, last vs. Rutgers	4, vs. FAMU	4, 2X, last vs. Rutgers	2 vs. NIU	1, 7X, last vs. Rutgers
Owen Freeman	16, North Florida	--	13, at Wisconsin	2, at Purdue	5, North Florida	4 vs. NIU
Brock Harding	10, 2X, last vs. UMBC	2, vs. Oklahoma	2, 3X, last vs. FAMU	12 vs. UMBC	--	4 vs. UMBC
Spencer Hutchison	--	--	1, 3X, last vs. NIU	1, North Dakota	--	--
Carter Kingsbury	3, North Dakota	1, North Dakota	2, 2X, last vs. FAMU	1, vs. FAMU	--	--
Ben Krikke	25, Ark. St.	1, 2X, last vs. NIU	12 vs. UMBC	5, Seton Hall	4 vs. Michigan	4, Ark. St.
Luc Laketa	4, vs. FAMU	--	--	1, North Dakota	--	--
Patrick McCaffery	22, Alabama St.	2, 3X, last vs. Michigan	6, Seton Hall	4, at Wisconsin	2, Creighton	2, Creighton
Riley Mulvey	--	--	--	--	--	--
Tony Perkins	25, at Wisconsin	2, 2X, last North Florida	6, 6X, last vs. UMBC	8 vs. NIU	2, last Ark. St.	4, 3X, last vs. Rutgers
Payton Sandfort	24, vs. Rutgers	5, vs. Rutgers	12, Alabama St.	6, vs. UMBC	1, 2X, last vs. Rutgers	2, 2X, last at Iowa St.
Pryce Sandfort	12 vs. NIU	3 vs. NIU	3, 4X, last vs. NIU	2, 2X, last vs. NIU	1, 2X, last vs. Mich.	1, 3X, last vs. NIU

**CAREER BESTS**

Player	Points	3-Pointers	Rebounds	Assists	Blocks	Steals
Dasonte Bowen	17, Arkansas St.	2, EIU, '22	4, Wisconsin, '22	5, 3X, last Michigan	1, 2X, last FAMU '23	3, Arkansas St.
Even Brauns	19, Bethel '21	--	12, Illinois St. '23	3, Indiana St. '23	7, Murray St. '23	3, twice
Jovone Cater	--	--	1, 2X, last vs. FAMU '23	--	--	1, vs. FAMU
Ladji Dembele	9, vs. FAMU	2, 2X, last at Creighton	4, Alabama St.	2, Creighton	2 vs. NIU	3, vs. FAMU
Josh Dix	10, 2X, last Ark. St.	3, Omaha '22	5, 2X, last Ark. St.	5, twice	2 vs. NIU	1, 14X, last vs. Rutgers
Owen Freeman	16, North Florida	--	13, at Wisconsin	2, at Purdue	5, North Florida	4 vs. NIU
Brock Harding	10, 2X, last vs. UMBC	2, vs. Oklahoma	2, 3X, last vs. FAMU	12 vs. UMBC	--	4 vs. UMBC
Spencer Hutchison	--	--	1, 3X, last vs. NIU	1, North Dakota	--	--
Carter Kingsbury	4, NCAT '22	1, three times	2, four times	1, five times	---	1, Omaha '22
Ben Krikke	34, UIC '23	3, twice	15, Illinois St. '21	6, twice	5, S. Illinois '23	4, Ark. St.
Luc Laketa	4, vs. FAMU	1, four times	2, SEMO, '22	1, twice	---	1, twice
Patrick McCaffery	24, Wisconsin, '22	6, Nebraska, '23	13, EIU, '22	4, five times	2, six times	5, Purdue, '23
Riley Mulvey	8, W. Michigan, '21	---	5, Alabama St, '21	1, four times	3, N'western, '22	1, three times
Tony Perkins	32, Illinois, '23	4, Michigan State	12, Illinois, '22	8, 2X, last vs. NIU	2, 4X, last Ark. St.	5, N'Western, '22
Payton Sandfort	26, Michigan, '23	6, Michigan State	12, Alabama St.	6 vs. UMBC	2, Illinois, '23	2, 5X, last at Iowa St.
Pryce Sandfort	12 vs. NIU	3 vs. NIU	3, 4X, last vs. NIU	2, 2X, last vs. NIU	1, 2X, last vs. Mich.	1, 3X, last vs. NIU

**THE LAST TIME A PLAYER...****Had 30 or more points**

Iowa -- 32, Tony Perkins vs. Illinois, 2/4/23

Opponent -- 31, Tyson Walker, Michigan State, 2/25/23

**Made at least 90% of his FGA (10 att.)**

Iowa -- .923 (12-of-13), Filip Rebraca vs. SEMO, 12/17/22

Opponent -- .900 (9-of-10), Zach Edey, Purdue, 12/4/23

**Made 100% of his FTA (10 att.)**

Iowa -- 1.000 (11-of-11), Ben Krikke vs. North Florida, 11/29/23

Opponent -- 1.000 (12-of-12), Bonzie Colson, Notre Dame, 11/29/16

**Had 15 or more rebounds**

Iowa -- 20, Kris Murray vs. Georgia Tech, 11/29/22

Opponent -- 18, Kofi Cockburn, Illinois, 12/6/21

**Had 10 or more assists**

Iowa -- 12, Brock Harding vs. UMBC, 12/20/23

Opponent -- 13, Paul Mulcahy, Rutgers, 1/29/23

**Had 5 or more blocks**

Iowa -- 5, Owen Freeman vs. North Florida, 11/29/23

Opponent -- 5, Johni Broome, Auburn, 3/16/23

**Had 5 or more steals**

Iowa -- 5, Patrick McCaffery at Purdue, 2/9/23

Opponent -- 5, Chris McNeal, Cincinnati, 12/21/19

**THE LAST TIME A TEAM...****Scored 100 or more points**

Iowa -- 103 vs. Northern Illinois, 12/29/23

Opponent -- 106 by Michigan State, 2/25/23

**Scored 40 or fewer points**

Iowa -- 40 at Wisconsin, 3/3/10

Opponent -- 39 by UNC Wilmington, 11/8/13

**Won an overtime game**

Iowa -- 112-106 (OT) vs. Michigan State, 2/25/23

Opponent -- 78-75 (OT) by Wisconsin, 12/11/22

**Made at least 60% of its FGA (20 att.)**

Iowa -- .600 (33-of-55) vs. Maryland, 1/15/23

Opponent -- .600 (36-of-60), Eastern Illinois, 12/21/22

**Made at least 50% of its 3-pt. FGA (8 att.)**

Iowa -- .500 (7-of-14) vs. Rutgers, 1/6/24

Opponent -- .611 (11-of-18) vs. Northern Illinois, 12/29/23

**Made at least 90% of its FTA (10 att.)**

Iowa -- .900 (18-of-20), North Dakota, 11/7/23

Opponent -- .917 (11-of-12) by Purdue, 2/9/23

## 2023-24 INDIVIDUAL SUPERLATIVES

## CATEGORY

Points Scored	25, Ben Kirkke vs. Arkansas State/ Tony Perkins at Wisconsin
Total Field Goals	11, Ben Kirkke vs. Creighton, 11/14/23
Total FG Attempted	18, 2X, last Tony Perkins vs. UMBC, 12/20/23
Highest FG% (5 made)	.875 (7-of-8), Owen Freeman vs. North Dakota, 11/7/23
Highest FG% (10 made)	.714 (10-of-14), Ben Kirkke vs. Arkansas State, 11/17/23
3-Point Field Goals	5, Payton Sandfort vs. Rutgers, 1/6/24
3-Point FG% (min. 3 made)	.750 (3-of-4), Pryce Sandfort vs. NIU, 12/29/23
Free Throws	11, Ben Krikke vs. North Florida, 11/29/23
Free Throws Attempted	11, Ben Krikke vs. North Florida, 11/29/23
Free Throw % (min. 5 made)	1.000, 3X, last Tony Perkins (5-of-5) vs. UMBC, 12/20/23
Offensive Rebounds	8, Payton Sandfort vs. North Florida, 11/29/23
Defensive Rebounds	11, Owen Freeman at Wisconsin, 1/2/24
Total Rebounds	13, Owen Freeman at Wisconsin, 1/2/24
Assists	12, Brock Harding vs. UMBC, 12/20/23
Turnovers	4, Owen Freeman at Iowa State, 12/7/23
Blocked Shots	5, Owen Freeman vs. North Florida, 11/29/23
Steals	4, 6X, last Tony Perkins vs. Rutgers, 1/6/24
Minutes Played (including OT)	36:20, Owen Freeman at Wisconsin, 1/2/24

## OPPONENT

25, 2X, last Keshon Gilbert at Iowa State, 12/7/23
10, B.J. Omot vs. North Dakota, 11/7/23
22, TJ Madlock vs. Alabama State, 11/10/23
.900 (9-of-10), Zach Edey at Purdue, 12/4/23
.476 (10-of-21), B.J. Omot vs. North Dakota, 11/7/23
6, David Coit (6-of-7) vs. NIU, 12/29/23
1.000 (3-of-3), Keshon Gilbert at Iowa State, 12/7/23
11, Tyler Wahl at Wisconsin, 1/2/24
13, Tyler Wahl at Wisconsin, 1/2/24
1.000 (7-of-7), CJ Hines vs. Alabama State, 11/10/23
9, Zach Edey at Purdue, 12/4/23
11, Steven Crowl at Wisconsin, 1/2/24
13, Steven Crowl at Wisconsin, 1/2/24
9, Trey Alexander vs. Creighton, 11/14/23
5, 6X, last Zarique Nutter vs. NIU, 12/29/23
4, 2X, last Clifford Omoruyi vs. Rutgers, 1/6/24
4, 2X, last Tamin Lipsey at Iowa State, 12/7/23
37:43, Trey Alexander vs. Creighton, 11/14/23

## TEAM SUPERLATIVES

## IOWA HIGH

110 vs. North Dakota, 11/7/23
56 (1st) vs. North Dakota, 11/7/23
--
42, 2X, last vs. NIU, 12/29/23
84, 2X, last vs. NIU, 12/29/23
.590 (36-of-61) vs. North Florida, 11/29/23
12 vs. North Dakota, 11/7/23
29 vs. Alabama State, 11/10/23
.571 (8-of-14) vs. North Florida, 11/29/23
32 vs. Arkansas State, 11/17/23
46 vs. Arkansas State, 11/17/23
.900 (18-of-20) vs. North Dakota, 11/7/23
19 vs. Alabama State, 11/10/23
39 vs. Florida A&M, 12/16/23
48 vs. Alabama State, 11/10/23
22 at Wisconsin, 1/2/24
--
33 vs. UMBC, 12/20/23
19 at Iowa State, 12/7/23
9 vs. NIU, 12/29/23
15 vs. NIU, 12/29/23

## IOWA LOW

65 at Iowa State, 12/7/23
24, 2X, last at Purdue, 12/4/23
--
22 at Iowa State, 12/7/23
55 vs. Seton Hall, 11/24/23
.358 (24-of-67) vs. Oklahoma, 11/23/23
2 vs. Arkansas State, 11/17/23
12 vs. Arkansas State, 11/17/23
.167 vs. Arkansas State, 11/17/23
10, 2X, last vs. Florida A&M, 12/16/23
14 vs. Creighton, 11/14/23
.500 (10-of-20) vs. Florida A&M, 12/16/23
3 vs. Seton Hall, 11/24/23
19 at Purdue, 12/4/23
30 vs. Creighton, 11/14/23
10 vs. UMBC, 12/20/23
--
10 vs. Oklahoma, 11/23/23
4 vs. UMBC, 12/20/23
1 vs. UMBC, 12/20/23
4, 2X, last vs. Seton Hall, 11/24/23

## CATEGORY

Points
Points/Half
Points/OT
Field Goals
Field Goal Att.
Field Goal %
3-Point Field Goals
3-Point FG Att.
3-Point FG %
Free Throws Made
Free Throw Att.
Free Throw %
Offensive Rebounds
Defensive Rebounds
Total Rebounds
Fouls
DQs
Assists
Turnovers
Blocked Shots
Steals

## OPPONENT HIGH

92 vs. Creighton, 11/14/23
48 vs. NIU, 12/29/23
--
34 at Purdue, 12/4/23
75 vs. Seton Hall, 11/24/23
.533 (32-of-60) at Iowa State, 12/7/23
13 vs. UMBC, 12/20/23
31 vs. North Florida, 11/29/23
.611 (11-of-18) vs. NIU, 12/29/23
25 at Wisconsin, 1/2/25
35 at Wisconsin, 1/2/24
.867, (13-of-15) vs. Oklahoma, 11/23/23
18, vs. Rutgers, 1/6/24
31 vs. NIU, 12/29/23
46, 2X, last vs. Rutgers, 1/6/24
30 vs. Arkansas State, 11/17/23
--
24 at Purdue, 12/4/23
21 vs. NIU, 12/29/23
8 vs. UMBC, 12/20/23
12 at Iowa State, 12/7/23

## OPPONENT LOW

52 vs. Florida A&M, 12/16/23
20 (1st) vs. Florida A&M, 12/16/23
--
19 vs. Florida A&M, 12/16/23
52 at Wisconsin, 1/2/24
.302 (19-of-63) vs. Florida A&M, 12/16/23
4, 3X, last at Wisconsin, 1/2/24
15 vs. Florida A&M, 12/16/23
.160 (4-of-25) vs. North Dakota, 11/7/23
4 vs. UMBC, 12/20/23
9, 2X, last vs. UMBC, 12/20/23
.444 (4-of-9) vs. UMBC, 12/20/23
4 vs. NIU, 12/29/23
20 vs. North Florida, 11/29/23
29 vs. North Florida, 11/29/23
13, 3X, last vs. NIU, 12/29/23
--
6 vs. North Florida, 11/29/23
6 vs. Seton Hall, 11/24/23
1 vs. Seton Hall, 11/24/23
2 vs. Creighton, 11/14/23



## 2023-24 INDIVIDUAL LEADERS GAME-BY-GAME

OPPONENT	SCORE	W/L	POINTS	REBOUNDS	ASSISTS	STEALS	BLOCKS
North Dakota (11/7)	110-68	W	Payton Sandfort, 21	Payton Sandfort, 9	Brock Harding, 7	4 players, 2	McCaffery/Pryce Sandfort, 2
Alabama State (11/10)	98-67	W	Patrick McCaffery, 22	Payton Sandfort, 12	Brock Harding, 7	Perkins/Harding, 2	3 players, 1
at Creighton (11/14)	92-84	L	Ben Krikke, 24	Payton Sandfort/T. Perkins, 6	Dasonte Bowen, 4	Tony Perkins, 3	Owen Freeman, 3
Arkansas State (11/17)	88-74	W	Ben Krikke, 25	Ben Krikke, 9	Payton Sandfort, 4	Ben Krikke, 4	Ben Krikke, 3
vs. Oklahoma (11/23)	79-67	L	Owen Freeman, 13	Sandfort/Freeman, 7	Perkins/Harding, 2	4 players, 1	Owen Freeman, 3
vs. Seton Hall (11/24)	85-72	W	Payton Sandfort, 22	Payton Sandfort, 9	Ben Krikke, 5	4 players, 1	Perkins/Freeman, 1
North Florida (11/29)	103-78	W	Tony Perkins/Ben Krikke, 21	Payton Sandfort, 8	Dasonte Bowen, 3	Owen Freeman, 3	Owen Freeman, 5
at Purdue (12/4)	87-68	L	Ben Krikke, 16	Ben Krikke, 7	Bowen/Pa. Sandfort, 4	Owen Freeman, 2	Even Brauns, 2
at Iowa State (12/7)	90-65	L	Payton Sandfort, 14	Owen Freeman, 8	Dasonte Bowen, 4	Pa. Sandfort/Harding, 2	Owen Freeman, 3
Michigan (12/10)	90-80	L	Ben Krikke, 24	Ben Krikke, 8	Dasonte Bowen, 5	Tony Perkins, 4	3 players, 1
vs. Florida A&M (12/16)	88-52	W	Owen Freeman, 14	Owen Freeman, 11	Tony Perkins, 7	Ladji Dembele, 3	6 players, 1
UMBC (12/20)	103-81	W	Tony Perkins, 23	Ben Krikke, 12	Brock Harding, 12	Harding/Perkins, 4	Owen Freeman, 1
Northern Illinois (12/29)	103-74	W	Ben Krikke, 20	Owen Freeman, 9	Tony Perkins, 8	Tony Perkins, 4	Owen Freeman, 3
at Wisconsin (1/2)	83-72	L	Tony Perkins, 25	Owen Freeman, 13	Patrick McCaffery, 4	Tony Perkins, 3	Owen Freeman, 3
Rutgers (1/6/24)	86-77	W	Payton Sandfort, 24	Ben Krikke, 10	Josh Dix, 4	Tony Perkins, 4	Owen Freeman, 2

## 2023-24 LEAD/DEFICIT BREAKDOWN GAME-BY-GAME

OPPONENT	FIRST HALF SCORE			SECOND HALF SCORE			FINAL SCORE			LARGEST		TIMES TIED	LEAD CHANGES	TIME LED MIN. (40 MAX)
	UI	OPP	MARGIN	UI	OPP	MARGIN	UI	OPP	MARGIN	LEAD	DEFICIT			
North Dakota (11/7)	56	32	+24	54	36	+18	110	68	+42	44	--	--	--	39:12
Alabama State (11/10)	49	37	+12	49	30	+19	98	67	+31	31	1	2	2	39:17
at Creighton (11/14)	43	43	0	41	49	-8	84	92	-8	7	17	8	14	12:12
Arkansas State (11/17)	49	39	+10	39	35	+4	88	74	+14	16	--	1	--	39:22
vs. Oklahoma (11/23)	24	36	-12	43	43	0	67	79	-12	0	22	1	--	--
vs. Seton Hall (11/24)	44	33	+11	41	39	+2	85	72	+13	18	2	1	1	37:43
North Florida (11/29)	47	43	+4	56	35	+21	103	78	+25	25	5	1	9	36:04
at Purdue (12/4)	24	45	-21	44	42	+2	68	87	-19	0	35	1	--	--
at Iowa State (12/7)	29	47	-18	36	43	-7	65	90	-25	1	32	--	2	0:35
Michigan (12/10)	33	35	-2	47	55	-8	80	90	-10	5	20	10	9	5:55
vs. Florida A&M (12/16)	43	20	+23	45	32	+13	88	52	+36	43	--	--	--	39:44
UMBC (12/20)	50	36	+14	53	45	+8	103	81	+22	28	5	7	7	28:16
Northern Illinois (12/29)	54	48	+6	49	26	+23	103	74	+29	37	5	4	5	35:35
at Wisconsin (1/2)	32	32	0	40	51	-11	72	83	-11	7	13	7	5	15:48
Rutgers (1/6)	41	34	+7	45	43	+2	86	77	+9	18	1	1	2	37:43
TOTALS	618	560	+58	682	607	+75	1300	1164	+136	44	35	10	14	360:11
AVG/GM - OVERALL	41.2	37.3	+3.8	45.4	40.4	+5	86.6	77.6	+9.1					
CONFERENCE TOTALS	130	146	-16	176	191	-15	306	337	-31	18	35	10	9	37:43
AVG/GM - CONFERENCE	32.5	36.5	-4	44	47.8	-3.75	76.5	84.3	-7.75					

2023-24 SPECIALITY SCORING STATS

OPPONENT	PAINT			OFF TURNOVERS			2ND CHANCE			FAST BREAK			BENCH		
	UI	OPP	MARGIN	UI	OPP	MARGIN	UI	OPP	MARGIN	UI	OPP	MARGIN	UI	OPP	MARGIN
North Dakota (11/7)	50	44	+6	31	6	+25	12	10	+2	27	3	+24	38	20	+18
Alabama State (11/10)	48	26	+22	20	5	+15	19	9	+10	27	11	+16	32	26	+6
at Creighton (11/14)	24	42	-18	13	7	+6	11	9	+2	5	19	-14	18	32	-14
Arkansas State (11/17)	44	34	+10	17	4	+13	13	10	+3	21	8	+13	18	23	-5
vs. Oklahoma (11/23)	34	46	-12	13	20	-7	13	8	+5	5	15	-10	29	19	+10
vs. Seton Hall (11/24)	40	38	+2	8	14	-6	2	17	-15	14	7	+7	17	10	+7
North Florida (11/29)	46	34	+12	28	15	+13	10	6	+4	20	7	+13	26	34	-8
at Purdue (12/4)	34	50	-16	11	15	-4	15	17	-2	10	3	+7	20	21	-1
at Iowa State (12/7)	18	46	-18	9	25	-16	11	17	-6	13	10	+3	32	11	+21
Michigan (12/10)	36	36	0	13	18	-5	10	9	+1	14	14	0	12	21	-9
vs. Florida A&M (12/16)	42	18	+24	10	13	-3	14	4	+10	13	5	+8	38	24	+14
UMBC (12/20)	66	34	+28	23	7	+14	20	21	-1	28	6	+22	25	24	+1
Northern Illinois (12/29)	56	30	+26	18	6	+12	11	5	+6	38	13	+25	36	14	+22
at Wisconsin (1/2)	36	42	-6	14	24	-10	10	15	-5	13	15	-2	9	15	-6
Rutgers (1/6)	38	36	+2	16	18	-2	13	14	-1	11	13	-2	6	32	-26
TOTALS	612	556	+56	244	197	+47	184	183	+11	259	149	+110	356	326	+30
AVG/GAME - OVERALL	40.8	37	+3.7	16.3	13.1	+3.1	12.3	12.2	+7.3	17.3	9.9	+7.3	23.7	21.7	+2
CONF. TOTALS	144	164	-20	54	75	-21	48	55	-7	48	45	+3	47	89	-42
AVG/GM - CONF.	36	41	-5	13.5	18.75	-5.25	12	13.75	-1.75	12	11.25	+7.5	11.75	22.25	-10.5

## 2023-24 MISCELLANEOUS STATS

## STARTING LINEUP

(W-L)	1	2	3	4	5
(5-3)	Dasonte Bowen	Tony Perkins	Patrick McCaffery	Payton Sandfort	Ben Krikke
(3-2)	Tony Perkins	Patrick McCaffery	Payton Sandfort	Ben Krikke	Owen Freeman
(1-0)	Josh Dix	Tony Perkins	Payton Sandfort	Ben Krikke	Owen Freeman
(0-1)	Josh Dix	Tony Perkins	Patrick McCaffery	Payton Sandfort	Ben Krikke

## LEADS &amp; DEFICITS

Iowa's Biggest Halftime Lead	24 (56-32) vs. North Dakota, 11/7/23
Iowa's Biggest Halftime Lead Blown	4 (47-43) vs. North Florida, 11/29/23
Iowa's Biggest Halftime Deficit	21 (45-24) vs. Purdue, 12/4/23
Iowa's Biggest Halftime Deficit Erased	--
Iowa's Biggest Overall Lead	44 (110-66) vs. North Dakota, 11/7/23
Iowa's Biggest Win Total	42 (110-68) vs. North Dakota, 11/7/23
Iowa's Biggest Loss Total	25 (90-65) at Iowa State, 12/7/23
Iowa's Biggest Lead Blown	7 (22-15) vs. Creighton, 11/14/23
Iowa's Biggest Overall Deficit	35 (69-34) vs. Purdue, 12/4/23
Iowa's Biggest Deficit Overcome	5 (26-21) vs. UMBC, 12/20/23, 5 (5-0) vs. NIU, 12/29/23

JUMP BALLS CONTROLLED  
(INCLUDES OT)

Iowa	4
Opponents	11

## WHO SCORED IOWA'S FIRST POINTS

Dasonte Bowen	3
Ben Krikke	3
Payton Sandfort	3
Tony Perkins	5
Owen Freeman	1

FIRST PLAYER OFF THE BENCH  
(sometimes multiple players)

Josh Dix	9
Owen Freeman	5
Dasonte Bowen	7
Ladji Dembele	1

## HOW IOWA SCORED FIRST POINTS

Jump Shot	6
3-Pointer	3
Free Throw	1
Lay-in/Lay-up	3
Dunk	2
Alley-Oop	-
Follow	-

## PLAYERS IN DOUBLE FIGURES

1 Player	-
2 Players	1
3 Players	3
4 Players	7
5 Players	2
6 Players	2

## MISCELLANEOUS STATS

NO. - PLAYER	DUNKS	FT-FTA (LAST 5:00/OT)
0 - Brauns	3	
2 - Harding	-	1-of-2 (.500)
4 - Dix	1	
5 - Bowen	-	6-of-7 (.857)
10 - Cater	-	-
11 - Perkins	7	12-of-17 (.705)
13 - Dembele	2	2-of-2 (1.00)
14 - Kingsbury	-	-
20 - Payton Sandfort	1	6-of-7 (.857)
22 - McCaffery	7	2-of-4 (.500)
23 - Krikke	1	6-of-7 (.857)
24 - Pryce Sandfort	-	4-of-5 (.800)
25 - Laketa	-	1-of-4 (.250)
32 - Freeman	14	5-of-7 (.714)
44 - Mulvey	-	-

## DOUBLE FIGURE SCORING GAMES

Player	19-20	20-21	21-22	22-23	23-24	Career
Ben Krikke	9	21	22	30	13	94
Patrick McCaffery	--	6	21	11	8	45
Tony Perkins	--	--	10	20	13	43
Payton Sandfort	--	--	6	14	12	31
Even Brauns	--	1	1	10	--	12
Owen Freeman	--	--	--	--	8	8
Dasonte Bowen	--	--	--	1	4	5
Josh Dix	--	--	--	1	1	2
Brock Harding	--	--	--	--	2	2
Pryce Sandfort	--	--	--	--	1	1

## 20-POINT SCORING GAMES

Player	19-20	20-21	21-22	22-23	23-24	Career
Ben Krikke	--	2	7	15	5	29
Payton Sandfort	--	--	1	6	3	10
Tony Perkins	--	--	1	5	3	9
Patrick McCaffery	--	--	--	5	1	6

## DOUBLE-FIGURE REBOUNDING GAMES

Player	19-20	20-21	21-22	22-23	23-24	Career
Even Brauns	--	--	--	5	--	5
Ben Krikke	--	1	--	2	2	5
Tony Perkins	--	--	1	1	--	2
Payton Sandfort	--	--	--	--	2	2
Patrick McCaffery	--	--	--	1	--	1
Owen Freeman	--	--	--	--	2	2

## DOUBLE-DOUBLES

Player	19-20	20-21	21-22	22-23	23-24	Career
Ben Krikke	--	1	--	2	2	5
Even Brauns	--	--	--	4	--	4
Tony Perkins	--	--	1	1	--	2
Patrick McCaffery	--	--	--	1	--	1
Payton Sandfort	--	--	--	--	2	2
Owen Freeman	--	--	--	--	2	2
Brock Harding	--	--	--	--	1	1

## 4+ 3-POINTER GAMES

Player	19-20	20-21	21-22	22-23	23-24	Career
Payton Sandfort	--	--	2	4	5	11
Patrick McCaffery	--	--	1	1	--	2
Tony Perkins	--	--	--	1	--	1

## 5+ ASSIST GAMES

Player	19-20	20-21	21-22	22-23	23-24	Career
Tony Perkins	--	--	4	7	4	15
Ben Krikke	--	--	2	5	--	7
Josh Dix	--	--	--	2	--	2
Dasonte Bowen	--	--	--	--	3	3
Brock Harding	--	--	--	--	3	3
Payton Sandfort	--	--	--	1	1	2

## 3+ STEAL GAMES

Player	19-20	20-21	21-22	22-23	23-24	Career
Tony Perkins	--	--	3	5	6	14
Patrick McCaffery	--	--	1	2	--	3
Even Brauns	--	--	1	1	--	2
Ben Krikke	--	--	1	--	1	2
Owen Freeman	--	--	--	--	1	2
Dasonte Bowen	--	--	--	--	1	1
Ladji Dembele	--	--	--	--	1	1
Brock Harding	--	--	--	--	1	1

## 3+ BLOCK GAMES...

Player	19-20	20-21	21-22	22-23	23-24	Career
Even Brauns	--	--	2	4	--	6
Ben Krikke	--	2	1	2	1	6
Owen Freeman	--	--	--	--	6	6
Riley Mulvey	--	--	1	--	--	1



**IOWA'S 2023-24 RECORD WHEN...**

When playing at home:	7-1	When leading at the half:	9-0	When wearing White:	6-0
When playing on the road:	0-4	When trailing at the half:	0-4	When wearing Black:	1-4
When playing on a neutral court:	2-1	When tied at the half:	0-2	When wearing Gold:	1-2
				When wearing Gray:	1-0
When Iowa scores 100 points or more:	4-0	Iowa field goal percentage at home:	277-of-561	.493	
When Iowa scores 90-99 points:	1-0	Iowa field goal percentage on road:	197-of-437	.450	
When Iowa scores 80-89 points:	4-2	Iowa 3-point percentage at home:	57-of-161	.354	
When Iowa scores 70-79 points:	0-1	Iowa 3-point percentage on road:	48-of-143	.335	
When Iowa scores under 70 points:	0-3	Iowa free throw percentage at home:	139-of-183	.760	
		Iowa free throw percentage on road:	107-of-144	.743	
When opponent scores 100 points or more:	0-0	On Sunday:	0-1		
When opponent scores 90-99 points:	0-3	On Monday:	0-1		
When opponent scores 80-89 points:	1-2	On Tuesday:	1-2		
When opponent scores 70-79 points:	5-1	On Wednesday:	2-0		
When opponent scores 60-69 points:	2-0	On Thursday:	0-1		
When opponent scores fewer than 60 points:	1-0	On Friday:	3-1		
		On Saturday:	3-0		
When Iowa shoots at least 50% from the field:	6-1	On BTN:	4-3		
When Iowa shoots less than 50% from the field:	3-5	On CBS:	0-0		
When opponent shoots at least 50% from the field:	0-4	On ESPN:	0-0		
When opponent shoots less than 50% from the field:	8-3	On ESPN2:	0-0		
When Iowa has higher FG% than opponent:	9-0	On ESPNU:	0-1		
When opponent has higher FG%:	0-6	On B1G+:	3-0		
When FG% is equal:	0-0	On Peacock:	1-0		
		On FS1:	1-2		
		On CBS SN:	0-0		
When Iowa outrebounds opponent:	8-1	On NBC SN:	0-0		
When opponent has more rebounds:	3-5	On FOX:	0-0		
When rebounds are equal:	0-0	On TruTV:	0-0		
		On TNT:	0-0		
When Iowa shoots at least 80% from the line:	5-2				
When Iowa shoots less than 80% from the line:	4-4				
When opponent shoots at least 80% from the line:	1-2				
When opponent shoots less than 80% from the line:	8-4				
When Iowa shoots more free throws than opponent:	8-2				
When opponent shoots more free throws:	1-4				
When free throws attempts are equal:	0-0				
When Iowa has higher FT% than opponent:	7-2				
When opponent has higher FT%:	2-4				
When FT% is equal:	0-0				
When Iowa shoots at least 50% from 3-point range:	3-0				
When Iowa shoots less than 50% from 3-point range:	6-6				
When opponent shoots at least 50% from 3-point range:	2-0				
When opponent shoots less than 50% from 3-point range:	7-6				
When Iowa has a higher 3-point FG% than opponent:	7-1				
When opponent has a higher 3-point FG%:	2-5				
When 3-point FG% is equal:	0-0				
When Iowa has more assists than opponent:	8-0				
When opponent has more assists:	1-6				
When assists are equal:	0-0				
When Iowa has fewer turnovers than opponent:	7-1				
When opponent has fewer turnovers:	2-4				
When turnovers are equal:	0-1				
When Iowa has more steals than opponent:	7-3				
When opponent has more steals:	1-3				
When steals are equal:	1-0				

**UNDER HEAD COACH FRAN McCAFFERY... IOWA'S RECORD WHEN...**

When playing at home:	183-51	When leading at the half:	223-45	When wearing White:	161-45
When playing on the road:	53-90	When trailing at the half:	37-129	When wearing Black:	65-107
When playing on a neutral court:	34-39	When tied at the half:	9-7	When wearing Gold:	38-20
				When wearing Gray:	6-9
When Iowa scores 100 points or more:	26-0	Iowa field goal percentage at home:	6,558-14,038	.467	
When Iowa scores 90-99 points:	48-8	Iowa field goal percentage on road:	5,556-12,740	.436	
When Iowa scores 80-89 points:	84-23	Iowa 3-point percentage at home:	1,764-4,811	.366	
When Iowa scores 70-79 points:	79-57	Iowa 3-point percentage on road:	1,462-4,283	.341	
When Iowa scores under 70 points:	33-94	Iowa free throw percentage at home:	4,048-5,569	.726	
		Iowa free throw percentage on road:	2,935-3,994	.734	
When opponent scores 100 points or more:	1-7	On Sunday:	50-31		
When opponent scores 90-99 points:	3-31	On Monday:	18-10		
When opponent scores 80-89 points:	19-54	On Tuesday:	39-26		
When opponent scores 70-79 points:	81-57	On Wednesday:	25-24		
When opponent scores 60-69 points:	87-30	On Thursday:	41-45		
When opponent scores fewer than 60 points:	79-3	On Friday:	38-17		
		On Saturday:	54-28		
When Iowa shoots at least 50% from the field:	105-16	On BTN:	113-89		
When Iowa shoots less than 50% from the field:	166-165	On CBS:	6-6		
When opponent shoots at least 50% from the field:	16-78	On ESPN:	16-21		
When opponent shoots less than 50% from the field:	112-103	On ESPN2:	25-19		
When Iowa has higher FG% than opponent:	104-29	On ESPNU:	18-10		
When opponent has higher FG%:	41-150	On FS1:	23-16		
When FG% is equal:	2-2	On FOX:	5-2		
		On CBS SN:	2-4		
When Iowa outrebounds opponent:	201-67	On NBC SN:	2-1		
When opponent has more rebounds:	63-105	On truTV:	1-1		
When rebounds are equal:	7-10	On TNT:	0-1		
		On Peacock:	1-0		
When Iowa shoots at least 80% from the line:	75-39	Most Points, First Half: 68 vs. Alabama State, '18			
When Iowa shoots less than 80% from the line:	195-141	Fewest Points, First Half: 14 vs. Indiana, '13			
When opponent shoots at least 80% from the line:	59-44	Most Points Allowed, First Half: 61 at Purdue, '20			
When opponent shoots less than 80% from the line:	213-137	Fewest Points Allowed, First Half: 12 vs. UNC Wilmington, '13			
When Iowa shoots more free throws than opponent:	221-78	Most Points, Second Half: 70 at Michigan State, '23			
When opponent shoots more free throws:	36-98	Fewest Points, Second Half: 15 vs. Northern Iowa, '14			
When free throws attempts are equal:	12-5	Most Points Allowed, Second Half: 64 vs. Michigan State, '23			
When Iowa has higher FT% than opponent:	176-76	Fewest Points Allowed, Second Half: 16 vs. UNI, '10			
When opponent has higher FT%:	91-103	Largest Halftime Advantage: 37 vs. Arkansas-Pine Bluff, '13			
When FT% is equal:	3-3	Largest Halftime Deficit: 31 vs. Purdue, '18			
When Iowa shoots at least 50% from 3-point range:	41-10				
When Iowa shoots less than 50% from 3-point range:	228-173				
When opponent shoots at least 50% from 3-point range:	10-32				
When opponent shoots less than 50% from 3-point range:	261-150				
When Iowa has a higher 3-point FG% than opponent:	193-54				
When opponent has a higher 3-point FG%:	70-129				
When 3-point FG% is equal:	1-2				
When Iowa has more assists than opponent:	201-43				
When opponent has more assists:	56-123				
When assists are equal:	13-15				
When Iowa has fewer turnovers than opponent:	180-68				
When opponent has fewer turnovers:	73-96				
When turnovers are equal:	18-18				
When Iowa has more steals than opponent:	164-61				
When opponent has more steals:	80-102				
When steals are equal:	26-18				

## IOWA SUPERLATIVES UNDER McCAFFERY

## TEAM

## Most Points Scored

1. 116 -- Savannah State (11/13/16)
2. 112 -- North Carolina A&T (11/11/22)
- 112 -- Michigan State (2/25/23)
- 112 -- Northwestern (3/10/22)
- 111 -- SIU Edwardsville (11/26/10)
6. **110 -- North Dakota (11/7/23)**
- 110 -- Maryland (2/10/22)
- 110 -- Savannah State (12/22/18)

## Fewest Points Allowed

1. 36 -- Howard (11/15/12)
2. 39 -- UNC Wilmington (11/8/13)
- 39 -- Northern Iowa (12/7/10)
- 40 -- Louisiana Monroe (11/16/10)
- 41 -- Abilene Christian (11/17/13)

## Field Goals Made

1. 43 -- Northwestern (3/10/22)
2. **42 -- Northern Illinois (12/29/23)**
- 42 -- UMBC (12/20/23)**
- 42 -- Savannah State (11/13/16)
- 42 -- Central Arkansas (12/19/11)
- 41 -- North Carolina A&T (11/11/22)
- 41 -- Northern Illinois (12/13/20)
8. **40 -- North Dakota (11/7/23)**
- 40 -- Coppin State (11/15/15)
- 39 -- Nebraska (2/13/22)
- 39 -- Maryland (2/10/22)
- 39 -- Savannah State (12/22/18)
- 39 -- Kennesaw State (12/29/19)

## Field Goals Attempted

1. 87 -- Savannah State (11/13/16)
2. **84 -- Northern Illinois (12/29/23)**
- 84 -- UMBC (12/20/23)**
- 79 -- North Carolina A&T (11/11/22)
- 79 -- Oregon (3/18/12)
- 78 -- Minnesota (12/25/20)
- 77 -- Penn State (1/31/22)
- 77 -- Nebraska (1/7/20)
- 77 -- Nebraska (1/5/17)

## Field Goal Percentage (20 Made)

1. .680 -- Illinois (1/20/19)
2. .643 -- Maryland (2/8/15)
3. .630 -- Indiana (1/29/12)
4. .627 -- Michigan (2/5/15)
5. .623 -- Abilene Christian (11/17/13)

## 3-Point Field Goals Made

1. 20 -- Alabama State (11/18/21) \*
2. 19 -- Northwestern (3/10/22)
- 19 -- Maryland (2/10/22)
- 19 -- Savannah State (12/22/18)
- 18 -- Savannah State (11/13/16)
- 17 -- North Carolina (12/8/20)
- 17 -- Michigan State (2/25/23)

## 3-Point Field Goals Attempted

1. 44 -- Alabama State (11/18/21) \*
2. 43 -- Nebraska (3/4/21)
- 43 -- Savannah State (11/13/16)
- 42 -- Savannah State (12/22/18)
- 40 -- North Carolina (12/8/20)
- 37 -- Nebraska (3/5/23)

## 3-Point FG Percentage (10 Made)

1. .714 (15-21) Illinois (1/20/19)
2. .655 (19-29) Northwestern (3/10/22)
3. .632 (12-19) Wisconsin (2/18/21)
4. .619 (13-21) Northern Illinois (11/17/11)
5. .615 (16-26) Maryland (2/25/17)

## Free Throws Made

1. 39 -- Indiana (2/21/17)
2. 38 -- Omaha (11/10/13)
3. 35 -- NC Central (11/16/21)
- 34 -- Green Bay (11/11/18)
- 34 -- Illinois (2/28/18)
- 33 -- Illinois (1/11/18)

## Free Throws Attempted

1. 49 -- Omaha (11/10/13)
2. 47 -- Indiana (2/21/17)
3. 46 -- Arkansas State (11/17/23)
3. 45 -- Green Bay (11/11/18)
4. 43 -- UM Eastern Shore (11/14/13)
- 43 -- Michigan State (1/28/14)
- 41 -- NC Central (11/16/21)
- 41 -- Illinois (2/28/18)

## Free Throw Percentage (10 Made)

1. 1.000 (15-15) Illinois (3/8/20)
- 1.000 (15-15) Virginia (3/27/13)
- 1.000 (13-13) Purdue (12/28/16)
- 1.944 (17-18) Purdue (1/27/22)
- 1.933 (14-15) Iowa State (12/9/21)
- 1.929 (26-28) North Florida (12/22/14)
- 1.926 (25-27) Rutgers (3/11/22)
- 1.926 (25-27) Penn State (2/28/15)

## Most Rebounds

1. 57 -- Western Illinois (12/3/20)
- 57 -- Md. Eastern Shore (11/14/13)
- 56 -- UNC Wilmington (11/8/13)
- 56 -- Brown (12/3/11)
- 56 -- SC State (12/19/12)
- 55 -- Minnesota (12/25/20)

## Most Assists

1. 34 -- Northern Illinois (12/29/17)
2. **33 -- UMBC (12/20/23)**
- 33 -- Savannah State (11/13/16)
- 32 -- Central Arkansas (12/19/11)
- 31 -- Coppin State (11/15/15)
- 30 -- Savannah State (12/22/18)

## Most Steals

1. 19 -- SIU Edwardsville (11/26/10)
- 16 -- UMBC (12/6/14)
3. **15 -- Northern Illinois (12/29/23)**
- 15 -- Indiana (1/13/22)
- 15 -- Western Michigan (11/22/21)
- 15 -- Rutgers (1/31/17)
- 14 -- Kennesaw State (12/29/19)
- 14 -- Maryland (1/19/17)
- 14 -- Marquette (11/19/15)
- 14 -- Penn (11/22/13)
- 14 -- Idaho St (12/4/10)
- 14 -- Chicago St (11/11/11)

## Most Blocked Shots

1. 14 -- Drake (12/19/15) \*
2. 13 -- Illinois (3/5/13)
- 12 -- UNC Wilmington (11/8/13)
- 12 -- Northern Illinois (11/26/14)
- 11 -- Michigan State (12/29/15)
- 10 -- Penn State (2/15/14)
- 10 -- UT-Pan American (11/9/12)

## Fewest Turnovers

1. 3 -- Temple (3/18/16)
- 3 -- Drake (12/19/15)
3. **4 -- UMBC (12/20/23)**
- 4 -- North Carolina A&T (11/11/22)
- 4 -- Illinois (12/6/21)
- 4 -- Virginia (11/29/21)
- 4 -- Michigan (1/17/16)
- 4 -- Northwestern (2/15/15)

\* -- denotes school record

## INDIVIDUAL

## Most Points:

1. 44 -- Luka Garza at Michigan (12/6/19)
2. 42 -- Peter Jok vs. Memphis (11/26/16)
3. 41 -- Luka Garza vs. Southern (11/27/20)
4. 38 -- Luka Garza at Indiana (2/13/20)
5. 37 -- Keegan Murray vs. Nebraska (2/13/22)
6. 36 -- Luka Garza vs. Oregon (3/22/21)
7. 35 -- Keegan Murray vs. Maryland (1/3/22)
- 35 -- Keegan Murray vs. Utah State (12/18/21)
- 35 -- Luka Garza vs. Western Illinois (12/3/20)
- 35 -- Peter Jok vs. Indiana (2/21/17)

## Field Goals Made

1. 17 -- Luka Garza at Michigan (12/6/19)
2. 15 -- Keegan Murray vs. Nebraska (2/13/22)
3. 14 -- Keegan Murray vs. Maryland (1/3/22)
- 14 -- Luka Garza vs. Oregon (3/22/21)
- 14 -- Luka Garza vs. Southern (11/27/20)
- 14 -- Luka Garza at Indiana (2/13/20)
- 13 -- Kris Murray vs. Omaha (11/21/22)
- 13 -- Keegan Murray vs. W. Illinois (12/29/21)
- 13 -- Keegan Murray vs. Utah State (12/18/21)
- 13 -- Luka Garza vs. Minnesota (1/10/21)
- 13 -- Luka Garza vs. Iowa State (12/11/23)
- 13 -- Luka Garza vs. Western Illinois (12/3/20)
- 13 -- Luka Garza vs. Penn State (1/4/20)

## Field Goals Attempted

1. 32 -- Luka Garza at Michigan (12/6/19)
2. 28 -- Luka Garza vs. Penn State (2/29/20)
3. 27 -- Luka Garza at Minnesota (12/25/20)
- 27 -- Kris Murray at Minnesota (2/12/23)
- 24 -- Devyn Marble vs. Wisconsin (1/15/14)
- 24 -- Peter Jok vs. Nebraska (1/5/17)

## 3-Point FG Made

1. 10 -- Jordan Bohannon at Maryland (2/10/22) \*
- 8 -- Keegan Murray vs. Indiana (3/12/22)
- 8 -- Jordan Bohannon vs. Nebraska (3/4/21)
- 8 -- Peter Jok vs. Memphis (11/26/16)
- 8 -- Jordan Bohannon vs. Maryland (2/25/17)
- 7 -- Jordan Bohannon vs. N. Carolina (12/8/20)
- 7 -- Jordan Bohannon vs. N'western (2/25/18)
- 7 -- Jordan Bohannon vs. Notre Dame (11/29/16)
- 7 -- Jordan Bohannon vs. TCU (3/19/17)
- 7 -- Devyn Marble vs. Oregon (3/18/12)
- 7 -- Matt Gatens vs. Wisconsin (2/23/12)
- 7 -- Matt Gatens vs. Indiana (2/19/12)

## 3-Point Field Goals Attempted

1. 16 -- Jordan Bohannon at Maryland (2/10/22)
- 16 -- Jordan Bohannon vs. N. Carolina (12/8/20)
- 15 -- Jordan Bohannon at Notre Dame (12/3/16)
- 14 -- Jordan Bohannon at Syracuse (12/3/19)
- 14 -- Jordan Bohannon vs. Savannah St. (12/22/18)
- 14 -- Jordan Bohannon vs. N'western (2/25/18)
- 13 -- Kris Murray vs. Michigan (1/12/23)
- 13 -- Kris Murray vs. Nebraska (3/5/23)

## Free Throws Made

1. 22 -- Peter Jok vs. Indiana (2/21/17) \*
2. 15 -- Tony Perkins vs. Indiana (2/4/23)
- 14 -- Roy Devyn Marble vs. UNI (12/15/12)
- 14 -- Aaron White vs. Texas (11/20/14)
- 13 -- Tyler Cook vs. UAB (11/22/17)
- 13 -- Aaron White vs. Wisconsin (1/19/13)

## Most Rebounds:

1. 21 -- Keegan Murray vs. N.C. Central (11/16/21)
- 20 -- Kris Murray vs. Georgia Tech (11/29/22)
- 18 -- Keegan Murray vs. N'western (2/28/22)
- 18 -- Luka Garza vs. Wisconsin (1/27/20)
- 18 -- Luka Garza at Nebraska (1/7/20)
- 18 -- Adam Woodbury vs. Wisconsin (2/24/16)
- 17 -- Luka Garza at Minnesota (12/25/20)
- 17 -- Aaron White vs. Iowa State (12/13/13)

## Most Assists

1. 14 -- Jordan Bohannon vs. Minnesota (1/10/21)
- 13 -- Jordan Bohannon vs. TCU (3/19/17)
- 13 -- Connor McCaffery vs. Ohio State (2/16/23)
4. **12 -- Brock Harding vs. UMBC (12/20/23)**
- 12 -- Mike Gesell vs. Minnesota (2/14/16)
- 12 -- Mike Gesell vs. Coppin State (11/15/15)
- 11 -- Joe Toussaint vs. Alabama St (11/18/21)
- 11 -- Jordan Bohannon vs. Wisconsin (1/23/18)
- 11 -- Jordan Bohannon vs. South Dakota (3/15/17)
- 11 -- Mike Gesell vs. Michigan (3/5/16)
- 11 -- Devyn Marble vs. Wisconsin (2/22/14)
- 11 -- Bryce Cartwright vs. Dayton (3/13/12)

## Most Steals

1. 7 -- Eric May vs. SIUE (11/26/10)
- 6 -- Joe Toussaint at Maryland (1/7/21)
- 6 -- Jordan Bohannon vs. Pitt (11/27/18)
- 6 -- Roy Devyn Marble vs. Penn (11/22/13)
- 6 -- Eric May at Wake Forest (11/30/10)
- 5 -- Joe Toussaint vs. Kennesaw St (12/29/19)
- 5 -- Nicholas Baer vs. Drake (12/16/17)
- 5 -- Isaiah Moss vs. Indiana (3/9/17)
- 5 -- Jarryd Cole at Mich St (3/2/11)
- 5 -- Matt Gatens vs. Idaho St (12/4/10)
- 5 -- Aaron White vs. North Florida (12/22/14)
- 5 -- Mike Gesell at Penn State (2/28/15)
- 5 -- Filip Rebraca vs. Eastern Illinois (12/21/22)
- 5 -- Patrick McCaffery at Purdue (2/9/23)

## Most Blocks

1. 7 -- Melsahn Basabe vs. Iowa St (12/10/10)
- 7 -- Gabriel Olaseni vs. Illinois (3/5/13)
3. 6 -- Nicholas Baer at Nebraska (1/5/17)
- 6 -- Jarrod Uthoff vs. Minnesota (2/14/16)
- 6 -- Jarrod Uthoff vs. Michigan State (12/29/15)
- 6 -- Nicholas Baer vs. Drake (12/19/15)
- 6 -- Melsahn Basabe vs. Ohio State (1/4/11)

1

## IOWA 110, NORTH DAKOTA 68

Nov. 7, 2023 | Iowa City, Iowa | Carver-Hawkeye Arena

Official Basketball Box Score - Final  
North Dakota at Iowa  
11/07/23 Carver-Hawkeye Arena, Iowa City, Iowa  
2023-24 Men's BasketballGame Time: 7:01 PM  
Game Duration: 1:45  
Attendance: 7,653

Officials: Earl Watson, Mason Siler, Amy Bonner

North Dakota - 68

Record: 0-1

NO. Name	Min	FG M-A	3P M-A	FT M-A	Rebounds OR DR TOT	Fouls PF	TP	AS	TO	ST	Blocks BS BA	+/-
5 Deng Mayar	23:28	2-6	0-1	2-3	2 5 7	2 4	6	0	4	0	1 1	-27
10 Tsotne Tsansidze	F 26:43	2-4	0-2	5-6	4 2 6	3 3	9	1	3	1	0 0	-29
20 B.J. Omat	F 32:40	10-21	2-8	2-3	1 5 6	2 3	24	2	1	0	0 0	-26
2 Eli King	G 25:30	1-9	0-4	0-0	0 3 3	4 0	2	4	4	1	0 1	-33
52 Treysen Eaglestaff	G 20:52	3-7	1-3	0-0	1 1 2	1 7	0	2	1	1	0 0	-31
15 Brady Danielson	18:04	3-6	1-3	0-0	1 3 4	1 2	7	1	0	1	0 0	-8
1 Elijah Brooks	19:56	3-6	0-1	1-4	0 0 0	4 3	7	0	1	0	0 0	-21
3 Amar Kuljohovic	17:56	3-5	0-1	0-1	1 6 7	1 1	6	0	2	0	0 0	-22
21 Mambourou Mara	12:54	0-3	0-2	0-0	1 1 2	0 1	0	1	1	1	0 0	-19
11 Daniel Hong	01:57	0-0	0-0	0-0	0 0 0	0 0	0	0	0	0	0 0	-4
Team					1 0 1		0		1			
Totals	27:67	4-25	10-17	12-26	38 19 18	68	9	19	5	3	2	-42

Technical Fouls: NONE

Shooting By Period		
1st FG%	14-33	42.4%
3PT%	3-12	25.0%
FT%	1-1	100%
2nd FG%	13-34	38.2%
3PT%	1-13	7.7%
FT%	9-16	56.3%
GM FG%	27-67	40.3%
3PT%	4-25	16.0%
FT%	10-17	58.8%

Dead Ball Rebounds: 2-0

Iowa - 110

Record: 1-0

NO. Name	Min	FG M-A	3P M-A	FT M-A	Rebounds OR DR TOT	Fouls PF	TP	AS	TO	ST	Blocks BS BA	+/-
22 Patrick McCaffery	F 22:45	2-4	1-3	6-7	0 5 5	1 4	11	2	1	1	0 0	30
23 Ben Krikke	F 23:02	8-13	1-1	1-1	4 2 6	2 3	18	1	0	1	0 1	34
5 Dasonte Bowen	G 21:43	4-6	1-2	3-3	1 2 3	1 4	12	5	0	2	0 0	39
11 Tony Perkins	G 24:56	3-11	1-2	3-4	0 6 6	1 4	10	2	0	2	0 2	33
20 Payton Sandfort	G 20:24	7-13	3-7	4-4	2 7 9	3 3	21	2	2	2	0 0	27
4 Josh Dix	21:09	2-3	0-0	0-0	2 2 2	0 0	4	1	0	1	0 0	-8
13 Ladi Demebele	15:18	3-5	2-3	0-0	0 1 1	1 1	8	0	0	1	0 0	-1
24 Pryce Sandfort	17:15	1-7	1-3	0-0	0 3 3	2 1	3	0	0	0	1 0	12
2 Brock Harding	10:39	2-4	1-1	1-1	1 0 1	0 1	6	7	3	0	0 0	-1
32 Owen Freeman	15:01	7-8	0-1	0-0	1 2 3	4 0	14	1	1	2	0 0	4
1 Spencer Hutchison	01:57	0-0	0-0	0-0	0 1 1	0 0	0	0	1	0	0 0	4
10 Jovone Cater	01:57	0-0	0-0	0-0	0 0 0	0 0	0	0	0	0	0 0	4
14 Carter Kingsbury	01:57	1-1	1-1	0-0	0 2 2	0 0	3	0	0	0	0 0	4
25 Luc Laketa	01:57	0-0	0-0	0-0	0 0 0	1 0	0	1	0	0	0 0	4
Team					2 0 2		0		0			
Totals	40:75	12-24	18-20	11-33	44 18 19	110	23	7	12	2	3	42

Technical Fouls: NONE

Shooting By Period		
1st FG%	19-41	46.3%
3PT%	8-16	50.0%
FT%	10-12	83.3%
2nd FG%	21-34	61.8%
3PT%	4-8	50.0%
FT%	8-8	100%
GM FG%	40-75	53.3%
3PT%	12-24	50.0%
FT%	18-20	90.0%

Dead Ball Rebounds: 0-0

	UND	IOWA
Biggest lead	0 (1 <sup>st</sup> 20:00)	44 (2 <sup>nd</sup> 1:17)
Best Scoring Run	7 (2 <sup>nd</sup> 8:48)	11 (2 <sup>nd</sup> 12:22)
Lead Changes	0	
Times Tied	0	
Time with Lead	00:00	39:12

Points from	UND	IOWA
Turnovers	6	31
Paint	44	50
Second Chance	10	12
Fast Breaks	3	27
Bench	20	38

Period by Period Scoring			
	1st	2nd	TOT
UND	32	36	68
IOWA	56	54	110

2

## IOWA 98, ALABAMA STATE 67

Nov. 10, 2023 | Iowa City, Iowa | Carver-Hawkeye Arena

Official Basketball Box Score - Final  
Alabama St. at Iowa  
11/10/23 Carver-Hawkeye Arena, Iowa City, Iowa  
2023-24 Men's BasketballGame Time: 7:00 PM  
Game Duration: 1:59  
Attendance: 8,814

Officials: D.J. Carstensen, Rob Kueneman, Tariq Lucas

Alabama St. - 67

Record: 0-2

NO. Name	Min	FG M-A	3P M-A	FT M-A	Rebounds OR DR TOT	Fouls PF	TP	AS	TO	ST	Blocks BS BA	+/-
22 Darrell Reed	F 12:09	0-1	0-0	0-0	1 2 3	3 0	0	0	0	0	1 0	-7
23 Eric Coleman	F 15:24	1-3	1-3	0-0	0 1 1	4 1	3	0	1	0	0 0	-7
3 CJ Hines	G 34:02	3-10	2-5	7-7	0 1 1	4 6	15	5	2	0	0 0	-27
11 Micah Octave	G 11:20	0-3	0-2	0-0	2 3 5	3 0	0	0	3	1	0 1	-5
20 Antonio "TJ" Madlock	G 31:22	9-22	0-3	5-6	0 6 6	4 3	23	2	4	2	0 0	-25
25 Jasteven Walker	31:50	5-8	2-4	1-3	3 6 9	1 2	13	0	2	1	2 0	-30
1 Amarr Knox	21:13	1-7	0-3	1-2	2 2 4	3 1	3	0	1	1	0 0	-9
55 Sean Smith	22:08	4-8	1-2	0-0	0 2 2	2 0	9	0	0	0	0 0	-20
35 Ubong Okon	13:28	0-2	0-0	1-2	4 4 8	4 2	1	0	2	0	0 0	-8
5 Kendal Parker	05:22	0-1	0-0	0-0	0 0 0	0 0	0	0	0	0	0 0	-13
10 Jabari Williams	01:43	0-0	0-0	0-0	0 0 0	1 0	0	0	0	0	0 0	-4
Team					4 3 7		0		1			
Totals	23:65	6-22	15-20	16-30	46 29 15	67	7	16	5	3	3	-31

Technical Fouls: NONE

Shooting By Period		
1st FG%	14-33	42.4%
3PT%	6-15	40.0%
FT%	3-3	100%
2nd FG%	9-32	28.1%
3PT%	0-7	0.0%
FT%	12-17	70.6%
GM FG%	23-65	35.4%
3PT%	6-22	27.3%
FT%	15-20	75.0%

Dead Ball Rebounds: 2-0

Iowa - 98

Record: 2-0

NO. Name	Min	FG M-A	3P M-A	FT M-A	Rebounds OR DR TOT	Fouls PF	TP	AS	TO	ST	Blocks BS BA	+/-
22 Patrick McCaffery	F 26:12	7-12	2-5	6-6	0 3 3	0 4	22	1	0	0	0 0	17
23 Ben Krikke	F 22:18	5-10	0-0	3-8	3 3 6	3 8	13	2	0	2	0 1	21
5 Dasonte Bowen	G 18:21	1-6	0-3	0-0	1 1 2	2 0	5	0	0	0	0 0	20
11 Tony Perkins	G 25:52	4-8	0-2	4-5	2 3 5	1 5	12	3	2	0	1 0	23
20 Payton Sandfort	G 28:23	5-13	4-10	3-3	5 7 12	0 4	17	4	0	0	1 0	28
4 Josh Dix	17:30	3-4	1-2	0-0	1 2 3	0 0	7	3	0	1	0 0	12
32 Owen Freeman	11:51	1-4	0-1	6-9	3 0 3	1 5	8	0	1	1	0 1	-4
13 Ladi Demebele	14:17	1-2	0-1	0-2	1 3 4	2 2	2	0	1	1	0 0	16
24 Pryce Sandfort	10:46	2-4	1-3	1-2	0 2 2	2 1	6	2	0	0	0 0	6
2 Brock Harding	14:58	2-6	1-2	0-0	0 0 0	0 0	5	7	2	2	0 0	-5
0 Even Brauns	03:21	1-1	0-0	0-0	0 2 2	1 0	2	0	0	0	0 0	3
14 Carter Kingsbury	02:45	1-1	0-0	0-0	1 0 1	0 0	2	0	0	0	0 0	4
10 Jovone Cater	01:43	0-1	0-0	0-0	0 1 1	1 0	0	0	0	0	0 0	1
25 Luc Laketa	01:43	0-0	0-0	0-0	0 0 0	0 0	0	0	0	0	0 0	2
Team					2 2 4		0		0			
Totals	33:72	9-29	23-35	19-29	48 15 29	98	27	6	6	3	3	31

Technical Fouls: NONE

Shooting By Period		
1st FG%	16-34	47.1%
3PT%	4-12	33.3%
FT%	13-17	76.5%
2nd FG%	17-38	44.7%
3PT%	5-17	29.4%
FT%	10-18	55.6%
GM FG%	33-72	45.8%
3PT%	9-29	31.0%
FT%	23-35	65.7%

Dead Ball Rebounds: 2-0

	ASU	IOWA
Biggest lead	1 (1 <sup>st</sup> 8:39)	31 (2 <sup>nd</sup> 0:50)
Best Scoring Run	5 (1 <sup>st</sup> 17:13)	9 (1 <sup>st</sup> 0:02)
Lead Changes	2	
Times Tied	0	
Time with Lead	00:24	39:17

Points from	ASU	IOWA
Turnovers	5	20
Paint	26	48
Second Chance	9	19
Fast Breaks	11	27
Bench	26	32

Period by Period Scoring			
	1st	2nd	TOT
ASU	37	30	67
IOWA	49	49	98

3

## #8 CREIGHTON 92, IOWA 84

Nov. 14, 2023 | Omaha, Neb. | CHI Health Center

Official Basketball Box Score - Final  
Iowa at #8 Creighton  
11/14/23 CHI Health Center Omaha, Omaha, Neb.  
2023-24 Creighton Men's BasketballGame Time: 9:00 PM  
Game Duration: 1:55  
Attendance: 17,352

Officials: Earl Walton, Rob Riley, Courtney Green

Iowa - 84

Record: 2-1

NO. Name	Min	FG M-A	3P M-A	FT M-A	Rebounds OR DR TOT	Fouls PF	TP	AS	TO	ST	Blocks BS BA	+/-
22 Patrick McCaffery	F 29:51	5-8	0-1	3-5	0 2 2	2 5	13	3	0	2	2 0	-10
23 Ben Krikke	F 30:46	11-18	0-0	2-2	4 1 5	2 2	24	1	3	1	0 1	-1
5 Dasonte Bowen	G 25:25	1-6	0-0	0-0	1 1 1	2 1	2	4	1	0	0 1	-11
11 Tony Perkins	G 31:58	6-12	2-3	2-3	1 5 6	3 4	16	3	1	3	1 1	-1
20 Payton Sandfort	G 17:59	3-7	2-6	3-3	0 6 6	4 1	11	1	0	0	0 0	-10
4 Josh Dix	18:00	0-1	0-0	0-0	0 3 3	1 0	0	2	1	0	0 0	-6
24 Pryce Sandfort	10:09	1-3	0-2	0-0	1 1 0	0 0	2	1	0	1	0 0	2
32 Owen Freeman	13:51	4-7	0-0	0-1	1 0 1	3 1	8	0	0	0	3 0	10
2 Brock Harding	08:02	0-2	0-0	0-0	0 0 0	0 0	0	3	1	0	0 0	-7
13 Ladi Demebele	13:59	3-4	2-2	0-0	0 2 2	1 0	8	2	0	0	0 0	-6
Team					2 1 3		0		0			
Totals	34:68	6-14	10-14	8-22	30 18 14	84	20	7	7	6	3	-8

Technical Fouls: NONE

Shooting By Period		
1st FG%	17-35	48.6%
3PT%	3-7	42.9%
FT%	6-6	100%
2nd FG%	17-33	51.5%
3PT%	3-7	42.9%
FT%	4-8	50%
GM FG%	34-68	50.0%
3PT%	6-14	42.9%
FT%	10-14	71.4%

Dead Ball Rebounds: 1-0

#8 Creighton - 92

Record: 3-0

NO. Name	Min	FG M-A	3P M-A	FT M-A	Rebounds OR DR TOT	Fouls PF	TP	AS	TO
----------	-----	-----------	-----------	-----------	-----------------------	-------------	----	----	----



## 2023-24 IOWA MEN'S BASKETBALL \ \ BOX SCORES

@IOWAKOOPS

5

## OKLAHOMA 79, IOWA 67

Nov. 23, 2023 | La Jolla, Calif. | LionTree Arena

Official Basketball Box Score - Final  
Oklahoma at Iowa  
11/23/23 LionTree Arena, La Jolla  
2023-24 Men's BasketballGame Time: 12:00 PM  
Game Duration: 2:08  
Attendance: 3,500

Officials: Gerry Pollard, DJ Carstensen, Brooks Wells

Oklahoma - 79

Record: 5-0

NO. Name	Min	FG M-A	3P M-A	FT M-A	Rebounds OR DR TOT	Fouls PF FD	TP	AS	TO	ST	Blocks BS BA	+/-
10 Sam Godwin	F 19:45	5-7	0-0	1-2	3 2 5	1 3	11	0	1	0	1 1	4
14 Jalón Moore	F 25:42	6-7	1-1	5-5	2 3 5	3 5	18	0	1	1	2 0	1
3 Javian McCollum	G 34:27	6-11	2-5	0-0	0 1 1	0 0	14	3	3	0	0 0	13
2 Otega Oweh	G 31:33	6-10	0-0	1-2	0 4 4	3 3	13	0	1	4	0 1	9
12 Milos Uzan	G 32:17	2-3	0-0	0-0	0 5 5	3 1	4	9	0	0	0 1	4
0 Le'Tre Darthard	19:00	1-8	0-5	2-2	0 0 0	1 1	4	0	2	1	0 0	7
1 John Hugley IV	17:23	3-6	0-1	2-2	1 3 4	4 1	8	2	0	1	0 1	8
5 Rivaldo Soares	16:36	2-7	1-4	0-0	0 4 4	0 0	5	1	0	0	1 0	10
45 Luke Northweather	03:17	0-1	0-1	2-2	0 0 0	0 1	2	0	0	1	0 0	4
Team					3 4 7		0					
Totals		31-64	4-20	13-15	9 26 35	15 15	79	15	8	4	4 12	

Technical Fouls: NONE

Shooting By Period
1st FG% 15-35 42.9%
3PT% 2-12 16.7%
FT% 4-4 100%
2nd FG% 16-29 55.2%
3PT% 2-8 25.0%
FT% 9-11 81.8%
GM FG% 31-64 48.4%
3PT% 4-20 20.0%
FT% 13-15 86.7%
Dead Ball Rebounds: 0 0

Iowa - 67

Record: 3-2

NO. Name	Min	FG M-A	3P M-A	FT M-A	Rebounds OR DR TOT	Fouls PF FD	TP	AS	TO	ST	Blocks BS BA	+/-
22 Patrick McCaffery	F 23:30	1-7	0-3	0-0	0 3 3	0 0	2	0	1	0	0 2	-13
23 Ben Krikke	F 28:24	4-9	0-0	3-3	1 2 3	3 4	11	1	1	0	0 0	-1
5 Dasonte Bowen	G 24:59	3-8	0-1	1-2	3 0 3	3 2	7	1	2	1	0 0	-13
11 Tony Perkins	G 21:42	1-10	0-4	4-6	4 2 6	1 3	6	2	2	0	2	-14
20 Payton Sandfort	G 24:36	5-10	0-5	2-2	3 4 7	2 3	12	1	2	1	0 0	-13
32 Owen Freeman	19:26	5-10	0-0	3-3	4 7 3	3 2	19	0	2	1	3 0	2
4 Josh Dix	15:51	1-3	1-2	0-0	0 0 0	0 0	3	1	0	0	0 0	1
2 Brock Harding	15:22	2-4	2-3	0-0	0 2 2	1 0	6	2	0	1	0 0	1
24 Pryce Sandfort	15:22	2-5	1-4	0-0	3 3 3	1 0	5	1	0	0	0 0	5
13 Ladji Dembele	11:36	0-1	0-1	2-2	1 2 3	1 1	2	1	3	0	1 0	1
Team					3 4 7		0					
Totals		24-67	4-23	15-18	18 26 44	15 15	67	10	14	4	4 12	

Technical Fouls: NONE

Shooting By Period
1st FG% 10-34 29.4%
3PT% 0-10 0.0%
FT% 4-4 100%
2nd FG% 14-33 42.4%
3PT% 4-13 30.8%
FT% 11-14 78.6%
GM FG% 24-67 35.8%
3PT% 4-23 17.4%
FT% 15-18 83.3%
Dead Ball Rebounds: 2 0

	OKA	IOWA
Biggest lead	22 (2nd 4:11)	0 (1st 20:00)
Best Scoring Run	7 (1st 11:18)	7 (2nd 2:22)
Lead Changes	0	
Times Tied	1	
Time with Lead	39:28	00:00
Points from Turnovers	20	13
Paint	46	34
Second Chance	8	13
Fast Breaks	15	5
Bench	19	29
Period by Period Scoring		
1st	36	43
2nd	43	79
OKA	36	43
IOWA	24	43
67		

6

## IOWA 85, SETON HALL 72

Nov. 24, 2023 | La Jolla, Calif. | LionTree Arena

Official Basketball Box Score - Final  
Seton Hall at Iowa  
11/24/23 LionTree Arena, La Jolla  
2023-24 Men's BasketballGame Time: 3:00 PM  
Game Duration: 2:06  
Attendance: 3,912

Officials: Gerry Pollard, Randy McCall, Nathan Farnell

Seton Hall - 72

Record: 4-2

NO. Name	Min	FG M-A	3P M-A	FT M-A	Rebounds OR DR TOT	Fouls PF FD	TP	AS	TO	ST	Blocks BS BA	+/-
14 Dre Davis	F 34:50	6-16	0-3	6-6	3 4 7	1 4	18	3	2	2	0 1	-6
15 Jaden Bediako	C 32:52	5-10	0-0	1-2	7 4 11	2 3	11	1	0	1	0 0	-3
0 Dylan Addae-Wusu	G 31:37	4-9	3-6	0-0	3 4 7	4 0	11	3	0	1	0 0	-17
1 Kadary Richmond	G 31:47	4-15	0-3	0-0	0 3 3	3 3	8	3	2	1	0 0	-16
2 Al-Amir Dawes	G 34:15	4-14	4-12	2-2	0 1 1	2 1	14	2	2	0	0 0	-9
9 Arda Ozdogan	04:36	0-1	0-0	0-0	0 0 0	1 1	0	0	0	0	0 0	-6
7 Sadraque NgaNga	05:11	0-1	0-0	0-0	0 1 1	1 0	0	0	0	0	0 0	-1
13 Jaquian Sanders	01:55	1-1	0-0	0-0	0 0 0	0 0	2	0	0	0	0 0	-1
21 Isaiah Coleman	22:32	3-8	1-3	1-2	2 3 5	4 2	8	2	0	3	0 0	2
22 Malachi Brown	00:26	0-0	0-0	0-0	0 0 0	0 0	0	0	0	0	0 0	-2
Team					1 2 3		0					
Totals		27-75	8-27	10-12	16 22 38	18 13	72	14	6	8	1 2	-13

Technical Fouls: NONE

Shooting By Period
1st FG% 11-40 27.5%
3PT% 4-11 36.4%
FT% 7-8 87.5%
2nd FG% 16-35 45.7%
3PT% 4-16 25.0%
FT% 3-4 75%
GM FG% 27-75 36.0%
3PT% 8-27 29.6%
FT% 10-12 83.3%
Dead Ball Rebounds: 1 0

Iowa - 85

Record: 4-2

NO. Name	Min	FG M-A	3P M-A	FT M-A	Rebounds OR DR TOT	Fouls PF FD	TP	AS	TO	ST	Blocks BS BA	+/-
22 Patrick McCaffery	F 27:19	4-7	1-2	1-1	0 6 6	0 1	10	2	1	0	0 1	8
23 Ben Krikke	F 31:48	8-10	0-0	3-4	0 1 1	3 5	19	5	1	0	0 0	11
5 Dasonte Bowen	G 15:15	1-1	0-0	1-1	0 1 1	2 1	3	2	1	0	0 0	-1
11 Tony Perkins	G 31:11	4-7	1-2	5-7	0 5 5	1 5	14	5	2	1	0 0	5
20 Payton Sandfort	G 33:54	7-14	4-10	4-4	0 9 9	1 3	22	3	1	1	0 0	5
4 Josh Dix	20:21	3-4	1-1	2-2	0 3 3	2 1	9	1	0	1	0 0	12
32 Owen Freeman	14:51	3-4	0-0	0-0	2 1 3	1 0	6	1	3	1	1 0	7
2 Brock Harding	08:49	0-3	0-2	0-0	0 1 1	1 0	0	1	1	1	0 0	8
13 Ladji Dembele	13:18	1-3	0-1	0-0	0 3 3	2 2	0	0	0	0	0 0	5
24 Pryce Sandfort	03:14	0-2	0-1	0-0	0 0 0	0 0	0	0	0	0	0 0	5
Team					1 3 4		0					
Totals		31-55	7-19	16-19	3 33 36	13 18	85	20	11	4	2 1	13

Technical Fouls: NONE

Shooting By Period
1st FG% 18-30 60.0%
3PT% 3-9 33.3%
FT% 5-5 100%
2nd FG% 13-25 52.0%
3PT% 4-10 40.0%
FT% 11-14 78.6%
GM FG% 31-55 56.4%
3PT% 7-19 36.8%
FT% 16-19 84.2%
Dead Ball Rebounds: 2 0

	HALL	IOWA
Biggest lead	2 (1st 19:21)	18 (1st 3:47)
Best Scoring Run	10 (2nd 15:58)	8 (1st 15:06)
Lead Changes	1	
Times Tied	1	
Time with Lead	00:51	37:43
Points from Turnovers	14	8
Paint	38	40
Second Chance	17	2
Fast Breaks	7	14
Bench	10	17
Period by Period Scoring		
1st	33	39
2nd	44	72
IOWA	44	41
85		

7

## IOWA 103, NORTH FLORIDA 78

Nov. 29, 2023 | Iowa City, Iowa | Carver-Hawkeye Arena

Official Basketball Box Score - Final  
North Florida at Iowa  
11/29/23 Carver-Hawkeye Arena, Iowa City, Iowa  
2023-24 Men's BasketballGame Time: 8:00 PM  
Game Duration: 1:48  
Attendance: 8,641

Officials: Kelly Plester, Tim Comer, Shane Stages

North Florida - 78

Record: 4-4

NO. Name	Min	FG M-A	3P M-A	FT M-A	Rebounds OR DR TOT	Fouls PF FD	TP	AS	TO	ST	Blocks BS BA	+/-
5 Dorian James	F 24:17	2-7	0-0	0-0	3 0 3	3 3	4	0	1	1	0 2	-13
2 Chaz Lanier	G 30:34	7-9	2-2	0-0	0 4 4	0 0	16	1	5	2	0 1	-7
11 Nate Litteras	G 26:56	3-10	2-7	0-0	0 7 7	1 1	8	0	0	0	0 0	-10
33 Oscar Berry	G 18:14	1-4	1-3	0-0	0 2 2	1 1	3	1	1	2	0 1	-17
55 Annatt Moss	G 20:58	6-9	0-0	1-1	0 2 2	1 1	13	1	2	0	0 0	-17
1 Jah Nize	08:09	1-4	1-3	0-0	0 0 0	2 0	3	0	2	0	0 1	-10
32 Jake van der Heijden	21:01	2-5	1-3	2-2	1 1 2	3 2	7	0	0	0	0 0	-17
0 Jasai Miles	19:01	3-6	1-2	1-1	5 2 7	2 1	8	1	2	1	0 1	-10
4 Trent Coleman	06:08	0-2	0-0	0-0	0 0 0	2 0	0	1	0	0	0 0	-9
12 Jaylen Smith	19:02	5-9	4-8	1-3	0 2 2	3 1	15	1	2	0	0 0	-8
13 Max Hrdlicka	04:02	0-1	0-1	1-2	0 0 0	0 1	1	0	0	1	0 0	-6
21 Brandon Rasmussen	01:38	0-0	0-0	0-0	0 0 0	1 0	0	0	0	0	0 0	-1
Team					0 0 0		0		3			
Totals		30-66	12-31	6-9	9 20 29	19 11	78	6	18	7	0 6	-25

Technical Fouls: NONE

Shooting By Period
1st FG% 16-33 48.5%
3PT% 7-16 43.8%
FT% 4-6 66.7%
2nd FG% 14-33 42.4%
3PT% 5-15 33.3%
FT% 2-3 66.7%
GM FG% 30-66 45.5%
3PT% 12-31 38.7%
FT% 6-9 66.7%
Dead Ball Rebounds: 1 0

Iowa - 103

Record: 5-2

NO. Name	Min	FG M-A	3P M-A	FT M-A	Rebounds OR DR TOT	Fouls PF FD	TP	AS	TO	ST	Blocks BS BA	+/-
22 Patrick McCaffery	F 28:58	7-13	2-2	0-0	0 5 5	0 1	16	1	3	1	0 0	19
23 Ben Krikke	F 29:39	5-9	0-0	11-11	1 1 2	3 7	21	0	2	1	0 0	9
5 Dasonte Bowen	G 17:20	2-4	1-2	4-4	1 0 1	1 2	9	3	0	1	0 0	2
11 Tony Perkins	G 30:20	8-10	2-3	3-4	0 2 2	1 2	21	1	1	1	0 0	18
20 Payton Sandfort	G 20:54	4-7	2-4	0-0	0 8 8	2 0	10	2	1	1	0 0	15
4 Josh Dix	16:47	3-4	1-2	0-0	0 3 3	0 0	7	4	1	0	1 0	9
32 Owen Freeman	18:53	6-8	0-0	4-4	3 2 5	1 4	16	1	0	3	5 0	25
2 Brock Harding	10:34	0-2	0-0	0-0	0 1 1	0 0	0	2	0	0	0 0	9
13 Ladji Dembele	13:36	0-2	0-0	1-2	0 1 1	3 2	1	1	2	0	0 0	10
24 Pryce Sandfort	10:40	1-2	0-1	0-1	1 2 3	0 1	2	1	0	1	0 0	10
0 Even Brauns	01:27	0-0	0-0	0-0	0 0 0	0 0	0	0	0	0	0 0	2
14 Carter Kingsbury	00:52	0-0	0-0	0-0	0 1 1	0 0	0	0	0	0	0 0	1
Team					1 3 4		0		1			
Totals		36-61	8-14	23-26	7 29 36	11 19	103	17	11	9	6 0	25



## 2023-24 IOWA MEN'S BASKETBALL \ \ BOX SCORES

@IOWAHOOPS

9

## IOWA STATE 90, IOWA 65

Dec. 7, 2023 | Ames, Iowa | Hilton Coliseum



Official Basketball Box Score - Final  
Iowa at Iowa State  
12/07/23 James H. Hilton Coliseum, Ames, Iowa  
2023-24 Men's Basketball

Game Time: 6:32 PM  
Game Duration: 1:59  
Attendance: 14,267

Officials: Keith Kimble, Paul Szele, Bret Smith

Iowa - 65

Record: 5-4

NO.	Name	Min	FG		3P		FT	Rebounds		Fouls		TP	AS	TO	ST	Blocks		+/-		
			M-A	M-A	M-A	M-A		OR	DR	TOT	PF					BS	BA			
22	Patrick McCaffery	F 16:50	0-3	0-2	0-0	0	1	1	0	0	0	0	0	0	0	0	0	-25		
23	Ben Krikke	F 27:47	4-8	0-1	0-0	0	1	2	3	1	0	8	0	1	0	0	1	-32		
4	Josh Dix	G 11:52	2-3	1-2	0-0	0	0	0	0	2	0	5	2	2	1	0	0	5		
11	Tony Perkins	G 22:14	2-7	1-2	1-2	0	1	1	3	1	3	6	2	3	1	0	0	-23		
20	Payton Sandfort	G 31:20	4-9	4-9	2-3	1	5	6	3	1	14	3	2	2	0	0	0	-2		
5	Dasonte Bowen	20:46	3-8	0-1	7-7	1	1	2	4	4	13	4	1	1	0	3	2	-1		
32	Owen Freeman	19:02	5-6	0-0	1-2	4	4	8	3	3	11	0	4	1	3	0	0	-15		
2	Brook Harding	22:37	1-6	1-4	2-2	0	2	2	4	2	5	3	3	2	0	1	1	-16		
13	Ladi Demebele	13:29	0-3	0-2	0-0	0	1	1	0	2	0	0	0	0	1	0	1	1		
24	Pryce Sandfort	08:40	1-4	1-3	0-0	0	1	1	0	0	3	0	2	0	0	0	0	-4		
0	Even Brauns	05:23	0-0	0-0	0-0	0	1	2	3	1	0	0	1	0	0	0	0	3		
Team																				
Totals			22-57		8-26		13-16		10		23		31		13		65		14	

Technical Fouls: NONE

Iowa State - 90

Record: 7-2

NO.	Name	Min	FG		3P		FT	Rebounds		Fouls		TP	AS	TO	ST	Blocks		+/-
			M-A	M-A	M-A	M-A		OR	DR	TOT	PF					BS	BA	
0	Tre King	F 26:51	8-11	0-0	1-1	1	4	5	2	1	17	1	0	1	2	1	18	1
12	Robert Jones	F 27:52	6-6	0-0	6-10	1	2	3	4	1	6	0	3	0	1	0	26	1
22	Milan Momcilovic	F 28:54	3-10	2-4	0-0	1	2	3	4	1	8	0	3	0	1	0	18	1
3	Tamin Lipsey	G 33:45	3-7	2-5	3-4	1	6	7	2	4	11	6	5	4	0	0	23	1
10	Keshon Gilbert	G 36:06	8-16	3-3	6-8	1	4	5	2	7	25	6	3	3	0	1	23	1
4	Demarion Watson	04:25	0-0	0-0	0-0	0	1	0	1	0	0	0	0	0	1	0	-2	1
5	Curtis Jones	14:37	2-5	0-2	0-1	0	4	4	1	1	4	1	1	1	1	1	10	1
1	Jackson Pavleztkie	27:30	2-5	1-3	2-2	1	4	5	0	1	7	3	0	1	0	0	9	1
Team																		
Totals			32-60		8-17		18-26		10		26		36		13		90	

Technical Fouls: NONE

		IOWA		ISU	
Biggest lead		1 (1 <sup>st</sup> 18:31)		32 (2 <sup>nd</sup> 3:53)	
Best Scoring Run		9 (2 <sup>nd</sup> 8:51)		7 (1 <sup>st</sup> 7:27)	
Lead Changes		2		11	
Times Tied		0		0	
Time with Lead		00:35		39:08	

Game Notes: Pigant 1: IOWA #2 Harding (14:21, 2nd); IOWA #2 Harding (6:30, 2nd) ♦

11

## IOWA 88, FLORIDA A&amp;M 52

Dec. 16, 2023 | Des Moines, Iowa | Wells Fargo Arena



Official Basketball Box Score - Final  
Florida A&M at Iowa  
12/16/23 Wells Fargo Arena, Des Moines, Iowa  
Hy-Vee Hawkeye Showcase

Game Time: 3:37 PM  
Game Duration: 1:52  
Attendance: 14,786

Officials: D.J. Carstensen, Edwin Young, Rob Riley

Florida A&amp;M - 52

Record: 2-6

NO.	Name	Min	FG		3P		FT	Rebounds		Fouls		TP	AS	TO	ST	Blocks		+/-
			M-A	M-A	M-A	M-A		OR	DR	TOT	PF					BS	BA	
5	Keith Lamar	F 28:24	2-8	1-3	1-2	0	4	4	2	1	6	2	2	3	1	1	-23	1
13	Shannon Grant	F 24:25	2-4	0-0	0-0	0	3	5	3	4	4	0	2	0	0	0	-32	1
2	Jordan Chatman	G 10:50	0-2	0-1	0-0	0	0	0	0	0	0	0	0	0	0	0	-15	1
4	Hantz Louis-Jeune	G 15:00	2-7	1-2	2-2	1	1	2	3	1	7	0	3	1	0	0	21	1
12	K'Jai Parker	G 32:56	4-12	2-4	1-2	0	3	3	1	2	11	1	2	0	0	0	-36	1
3	Morrell Schramm	G 12:30	0-4	0-0	1-2	1	2	3	1	1	1	1	0	1	0	0	0	1
11	Roderick Coffee III	21:57	3-9	0-2	0-1	4	4	5	3	0	6	2	3	1	0	1	-10	1
1	Love Bettis	22:00	3-8	1-3	0-0	0	0	0	0	3	2	7	1	2	0	0	-28	1
10	Chase Barris	20:02	2-6	0-0	2-3	1	4	5	2	3	6	1	1	1	1	0	-10	1
23	Miles Hall	11:56	1-3	0-0	2-2	0	1	1	1	2	4	1	0	2	0	2	-5	1
Team																		
Totals			19-63		5-15		9-13		8		25		33		19		52	

Technical Fouls: NONE

Iowa - 88

Record: 6-5

NO.	Name	Min	FG		3P		FT	Rebounds		Fouls		TP	AS	TO	ST	Blocks		+/-
			M-A	M-A	M-A	M-A		OR	DR	TOT	PF					BS	BA	
22	Patrick McCaffery	F 21:13	2-6	1-4	1-3	0	4	4	0	3	6	3	1	2	1	0	0	26
23	Ben Krikke	F 19:45	2-5	0-0	1-2	0	4	4	1	2	5	0	1	1	0	0	23	1
32	Owen Freeman	F 19:16	6-9	0-0	2-4	3	8	11	0	4	14	1	0	0	1	0	24	1
11	Tony Perkins	G 20:47	4-5	1-2	3-4	1	4	5	1	3	12	7	1	0	1	0	25	1
20	Payton Sandfort	G 20:47	5-9	2-5	1-1	0	1	1	2	1	13	3	2	1	0	0	25	1
4	Josh Dix	14:21	2-3	1-1	0-0	1	3	4	2	0	5	1	3	1	0	0	17	1
5	Dasonte Bowen	14:21	3-5	0-1	1-2	1	1	2	1	2	7	2	1	0	1	0	17	1
13	Ladi Demebele	14:08	4-5	1-2	0-0	1	2	3	2	0	9	0	0	0	0	0	14	1
24	Pryce Sandfort	13:21	1-6	1-5	0-0	0	2	2	0	0	3	2	0	0	0	0	9	1
2	Brook Harding	15:23	4-6	2-4	0-0	0	2	2	2	0	10	2	1	1	1	0	19	1
0	Even Brauns	06:36	0-0	0-0	0-0	0	4	4	0	0	0	0	3	1	1	0	-2	1
14	Carter Kingsbury	06:36	0-1	0-0	0-0	0	2	2	0	1	0	1	1	0	0	1	-2	1
1	Spencer Hutchison	03:42	0-1	0-1	0-0	0	1	1	1	0	0	0	0	0	0	0	-2	1
10	Jovone Cater	04:52	0-1	0-0	0-0	0	1	1	0	1	0	0	1	1	0	1	-6	1
25	Luc Laketa	04:52	1-1	1-1	1-4	0	0	0	0	2	4	0	0	0	0	0	-6	1
Team																		
Totals			34-63		10-26		10-20		8		39		47		16		88	

Technical Fouls: NONE

		FAMU		IOWA	
Biggest lead		0 (1 <sup>st</sup> 20:00)		42 (2 <sup>nd</sup> 3:03)	
Best Scoring Run		8 (2 <sup>nd</sup> 0:42)		12 (2 <sup>nd</sup> 13:42)	
Lead Changes		0		4	
Times Tied		0		0	
Time with Lead		00:00		39:44	

10

## MICHIGAN 90, IOWA 80

Dec. 10, 2023 | Iowa City, Iowa | Carver-Hawkeye Arena



Official Basketball Box Score - Final  
Michigan at Iowa  
12/10/23 Carver-Hawkeye Arena, Iowa City, Iowa  
2023-24 Men's Basketball

Game Time: 3:30 PM  
Game Duration: 2:04  
Attendance: 10,000

Officials: Jeffrey Anderson, Terry Oglesby, Doug Simons

Michigan - 90

Record: 5-5 (1-1)

NO.	Name	Min	FG		3P		FT	Rebounds		Fouls		TP	AS
-----	------	-----	----	--	----	--	----	----------	--	-------	--	----	----

13

## IOWA 103, NORTHERN ILLINOIS 74

Dec. 29, 2023 | Iowa City, Iowa | Carver-Hawkeye Arena

Official Basketball Box Score - Final  
NIU at Iowa  
12/29/23 Carver-Hawkeye Arena, Iowa City  
2023-24 Men's BasketballGame Time: 6:00 PM  
Game Duration: 1:42  
Attendance: 11,846

Officials: Brooks Wells, Andy O'Brien, Todd Austin

NIU - 74

Record: 6-6

NO.	Name	Min	FG M-A	3P M-A	FT M-A	Rebounds OR DR TOT	Fouls PF FD	TP	AS	TO	ST	Blocks BS BA	+/-
13	Xavier Amos	F 28:26	2-11	2-5	0-0	0 3 3	3 1	6	3	3	1	2 1	-29
14	Yanic Konan Niederhauser	F 17:14	2-5	0-1	0-0	0 4 4	1 1	4	0	2	0	4 1	-1
2	Zarique Nutter	G 31:06	5-11	0-0	6-8	0 5 5	1 4	16	3	5	2	0 3	-35
5	Philmon Gebrewit	G 27:09	4-8	3-4	0-0	0 2 2	1 1	11	1	0	1	0 2	-26
11	David Coit	G 30:26	8-11	6-7	1-2	0 5 5	1 2	23	2	4	0	0 0	-25
23	Havrin Ibaguen	18:06	2-2	0-0	1-2	2 3 5	1 2	5	0	1	1	0 0	-31
10	Zion Russell	14:38	1-4	0-1	1-2	0 3 3	1 1	3	1	1	4	0 1	-6
15	Ethan Butler	12:23	1-1	0-0	0-1	0 1 1	0 1	2	1	1	0	0 0	-2
24	Quaran McPherson	13:41	0-3	0-0	0-0	0 0 0	4 0	0	0	1	1	0 1	-1
4	Oluwasgun Durosinni	03:51	1-1	0-0	0-0	1 0 1	0 0	2	0	0	1	1 0	5
22	Steven Tipton	03:00	1-1	0-0	0-1	0 3 3	0 1	2	0	0	0	0 0	6
Team						1 2 3		0	0				
Totals			27:58	11-18	9-16	4 31 35	13 14	74	11	21	7	9	-29

Technical Fouls: NONE

Shooting By Period		
1 <sup>st</sup> FG%	18-27	66.7%
3PT%	8-11	72.7%
FT%	4-6	66.7%
2 <sup>nd</sup> FG%	9-31	29.0%
3PT%	3-7	42.9%
FT%	5-10	50%
GM FG%	27-58	46.6%
3PT%	11-18	61.1%
FT%	9-16	56.3%
Dead Ball Rebounds: 4 0		

Iowa - 103

Record: 9-5

NO.	Name	Min	FG M-A	3P M-A	FT M-A	Rebounds OR DR TOT	Fouls PF FD	TP	AS	TO	ST	Blocks BS BA	+/-
22	Patrick McCaffery	F 20:10	4-10	1-3	0-0	1 1 2	0 0	9	1	0	0	0 2	29
23	Ben Krikke	F 27:31	9-12	1-1	1-1	1 6 7	2 1	20	3	0	2	1 0	34
32	Owen Freeman	F 23:52	6-11	0-0	0-0	5 4 9	2 1	12	0	1	4	3 1	12
11	Tony Perkins	G 24:03	5-13	0-0	0-0	1 1 2	3 2	10	8	2	3	0 1	31
20	Payton Sandfort	G 18:27	6-10	2-5	2-2	0 7 7	1 1	16	3	0	0	0 0	28
4	Josh Dix	16:18	4-5	0-1	0-0	0 2 2	1 0	8	1	0	1	2 0	15
5	Dasonte Bowen	12:56	5-8	1-3	4-5	1 0 1	1 4	15	2	1	1	0 1	7
2	Brook Harding	12:57	0-4	0-3	1-2	0 0 0	0 1	1	3	1	2	0 1	4
13	Ladi Dembele	08:20	0-0	0-0	0-2	0 2 2	2 1	0	0	1	0	2 0	-1
24	Pryce Sandfort	17:35	3-5	3-4	3-3	0 3 3	0 2	12	2	0	0	1 0	12
0	Even Brauns	05:00	0-0	0-0	0-0	1 0 1	0 0	0	0	0	1	1 0	3
14	Carter Kingsbury	03:51	0-2	0-1	0-0	0 1 1	0 0	0	0	0	0	0 1	-5
1	Spencer Hutchison	03:00	0-2	0-2	0-0	1 0 1	1 0	0	0	0	0	0 0	-6
10	Jovone Cater	03:00	0-2	0-2	0-0	0 0 0	0 0	0	0	0	0	0 0	-6
25	Luc Laketa	03:00	0-0	0-0	0-0	0 0 0	1 0	0	0	1	0	0 0	-6
Team						1 3 4		0	0				
Totals			42:44	8-25	11-15	12 30 42	14 13	103	23	7	15	9 7	29

Technical Fouls: NONE

Shooting By Period		
1 <sup>st</sup> FG%	24-46	52.2%
3PT%	4-9	44.4%
FT%	2-3	66.7%
2 <sup>nd</sup> FG%	18-38	47.4%
3PT%	4-16	25.0%
FT%	9-12	75%
GM FG%	42-84	50.0%
3PT%	8-25	32.0%
FT%	11-15	73.3%
Dead Ball Rebounds: 3 0		

	NIU	UI
Biggest lead	5 (1 <sup>st</sup> 18:28)	37 (2 <sup>nd</sup> 4:20)
Best Scoring Run	6 (1 <sup>st</sup> 1:07)	13 (1 <sup>st</sup> 12:15)
Lead Changes	5	
Times Tied	4	
Time with Lead	02:34	35:39

Points from	NIU	UI
Turnovers	6	18
Paint	30	56
Second Chance	5	11
Fast Breaks	13	38
Bench	14	36

Period by Period Scoring			
1st	2nd	TOT	
NIU	48	26	74
UI	54	49	103

15

## IOWA 86, RUTGERS 77

Jan. 6, 2024 | Iowa City, Iowa | Carver-Hawkeye Arena

Official Basketball Box Score - Final  
Rutgers at Iowa  
01/06/24 Carver-Hawkeye Arena, Iowa City, Iowa  
2023-24 Men's BasketballGame Time: 11:00 AM  
Game Duration: 2:02  
Attendance: 9,273

Officials: Paul Szlez, Tim Comer, Rob Riley, Sr.

Rutgers - 77

Record: 8-6 (0-3)

NO.	Name	Min	FG M-A	3P M-A	FT M-A	Rebounds OR DR TOT	Fouls PF FD	TP	AS	TO	ST	Blocks BS BA	+/-
3	Mawot Mag	F 32:16	7-15	3-6	7-10	5 5 10	2 5	24	1	3	2	1 0	-9
5	Aundre Hyatt	F 24:57	4-10	1-4	0-0	1 4 5	3 0	9	0	2	2	0 1	-17
11	Clifford Omoruyi	C 27:30	1-4	0-0	4-4	3 6 9	3 3	6	0	2	0	4 0	-5
0	Derek Simpson	G 17:46	3-8	0-1	0-0	0 2 2	3 2	6	2	2	0	0 1	-12
2	Noah Fernandes	G 14:43	0-3	0-1	0-0	0 0 0	2 0	0	1	0	0	0 1	-12
24	Austin Williams	23:07	6-8	2-3	0-1	0 4 4	0 2	14	0	2	0	0 0	6
1	Jamichael Davis	23:55	4-12	0-1	2-2	3 5 8	0 3	10	3	2	2	1 0	9
10	Gavin Griffiths	09:41	1-5	0-1	0-0	2 1 3	2 0	2	0	1	0	1 0	2
13	Antwone Woolfolk	12:30	1-1	0-0	2-2	1 2 3	3 2	4	0	1	1	0 0	-5
9	Oskar Palmquist	13:35	1-5	0-2	0-0	2 1 3	3 0	2	1	0	2	0 1	10
Team						1 1 2	0	0	0				
Totals			28:71	6-19	15-19	18 28 46	21 17	77	8	16	9	7 4	-9

Technical Fouls: NONE

Shooting By Period		
1 <sup>st</sup> FG%	11-33	33.3%
3PT%	3-8	37.5%
FT%	9-12	75%
2 <sup>nd</sup> FG%	17-38	44.7%
3PT%	3-11	27.3%
FT%	6-7	85.7%
GM FG%	28-71	39.4%
3PT%	6-19	31.6%
FT%	15-19	78.9%
Dead Ball Rebounds: 1 0		

Iowa - 86

Record: 9-6 (1-3)

NO.	Name	Min	FG M-A	3P M-A	FT M-A	Rebounds OR DR TOT	Fouls PF FD	TP	AS	TO	ST	Blocks BS BA	+/-
23	Ben Krikke	F 35:35	6-15	0-2	7-9	3 7 10	2 6	19	3	2	1	0 1	21
32	Owen Freeman	F 26:04	5-7	0-0	5-6	2 2 4	2 7	15	1	1	0	2 1	17
4	Josh Dix	G 26:13	2-4	1-1	2-2	0 4 4	1 2	7	4	1	1	0 0	7
11	Tony Perkins	G 29:52	6-13	1-1	2-2	0 2 2	0 2	15	2	3	4	1 1	11
20	Payton Sandfort	G 31:42	8-12	5-8	3-3	2 6 8	3 2	24	3	2	1	1 0	14
5	Dasonte Bowen	17:80	1-5	0-0	2-2	0 2 2	3 1	4	1	2	1	0 3	-1
13	Ladi Dembele	09:08	0-2	0-0	0-0	0 1 1	2 1	0	1	0	0	0 1	-13
2	Brook Harding	09:24	0-3	0-1	0-0	0 0 0	2 0	0	2	1	1	0 0	-5
24	Pryce Sandfort	12:47	1-2	0-1	0-0	0 2 2	0 0	2	0	0	0	0 0	4
0	Even Brauns	01:15	0-0	0-0	0-0	0 0 0	2 0	0	0	1	0	0 0	-2
Team						1 2 3		0	1				
Totals			29:63	7-14	21-24	8 28 36	17 21	86	17	14	9	4 7 9	9

Technical Fouls: NONE

Shooting By Period		
1 <sup>st</sup> FG%	14-35	40.0%
3PT%	3-8	37.5%
FT%	10-11	90.9%
2 <sup>nd</sup> FG%	15-28	53.6%
3PT%	4-6	66.7%
FT%	11-13	84.6%
GM FG%	29-63	46.0%
3PT%	7-14	50.0%
FT%	21-24	87.5%
Dead Ball Rebounds: 1 0		

Points from	RUT	IOWA
Turnovers	18	16
Paint	36	38
Second Chance	14	13
Fast Breaks	13	11
Bench	32	6

Period by Period Scoring			
1st	2nd	TOT	
RUT	34	43	77
IOWA	41	45	86

14

## #21 WISCONSIN 83, IOWA 72

Jan. 2, 2024 | Madison, Wis. | Kohl Center

Official Basketball Box Score - Final  
Iowa at Wisconsin  
01/02/24 Kohl Center, Madison  
2023-24 Men's BasketballGame Time: 6:00 PM  
Game Duration: 1:57  
Attendance: 15,725

Officials: Jeffrey Anderson, Don Daly, Owen Short

Iowa - 72

Record: 8-6 (0-3)

NO.	Name	Min	FG M-A	3P M-A	FT M-A	Rebounds OR DR TOT	Fouls PF FD	TP	AS	TO	ST	Blocks BS BA	+/-
22	Patrick McCaffery	F 26:25	2-9	0-4	1-1	0 3 3	2 1	5	4	3	1	0 0	-1
23	Ben Krikke	F 20:26	3-4	1-1	3-5	0 1 1	4 3	10	2	2	0	0 0	4
32	Owen Freeman	F 36:20	7-9	0-0	0-0	2 11 13	2 0	14	1	2	1	3 0	-11
11	Tony Perkins	G 31:33	8-14	2-2	7-9	1 3 4	3 9	25	2	2	3	0 0	-12
20	Payton Sandfort	G 34:09	3-11	3-7	0-0	2 3 5	2 0	9	0	2	0	0 0	-11
4	Josh Dix	10:27	0-1	0-0	0-0	0 0 0	0 0	0	0	0	0	0 0	-3
5	Dasonte Bowen	13:28	3-8	0-0	0-1	1 1 2	2 2	6	1	1	0	0 3	-5
2	Brook Harding	11:22	1-3	1-1	0-0	0 0 0	3 0	3	2	0	0	0 0	-12
13	Ladi Dembele	07:44	0-1	0-1	0-0	0 1 1	2 0	0	0	0	0	0 0	-8
24	Pryce Sandfort	06:26	0-2	0-1	0-0	0 0 0	1 0	0	0	0	0	0 0	2
0	Even Brauns	01:40	0-0	0-0	0-0	0 0 0	1 0	0	0	0	0	0 0	2
Team						2 1 3		0					
Totals			27:62	7-17	11-16	8 24 32	22 15	72	13	14	5	3 3	-11

Technical Fouls: NONE

Wisconsin - 83

Record: 10-3 (2-0)

NO.	Name	Min	FG M-A	3P M-A	FT M-A	Rebounds OR DR TOT	Fouls PF FD	TP	AS	TO	ST	Blocks BS BA	+/-
5	Tyler Wahl	F 28:37	4-6	0-0	11-13	3 5 8	1 9 19	2	1	2	1	0	18
22	Steven Crowl	F 30:07	4-10	2-2	0-0	11 11 3	3 0 14	2	1	0	1	1	18
1	Max Kleimist	F 30:35	7-13	1-3	0-0	1 1 1	1 6 1	1	2	1	0	1	18
2	Max Kleimist	G 29:59	4-8	1-5	6-8	0 1 1	1 4 15	4	0	1	0	0	7
13	Chucky Heppburn	G 25:02	2-5	0-1	0 0	2 2 4	1 4 4	3	2	2	0	0	11
4	Kamari McGee	G 10:09	1-1	0-0	0 0	2 2 2	1 0 2	2	1	3	0	0	5
25	John Blackwell	G 23:54	1-5	0-1	3-6	1 3 4	2 4 5	1	3	1	0	1	-2
3	Carter Gilmore	G 11:28	0-1	0-0	3-4	2 1 3	1 2 3	0	0	0	0	0	12
11	Colton Winer	G 07:13	2-3	1-3	0-0	1 1 1	0 0 0	0	0	0	0	1	5
14	Connor Essagian	G 00:21	0-0	0-0	0 0	1 1 0	0 0 0	0	0	0	0	0	0
Team						0 1 1	0	0	0	0	0	0	
Totals			27-52	4-16	25-35	8 30 38	15 22 83	15	13	9	3	3	11

Game Records

Record	Overall	Home	Away	Neutral
ALL GAMES	1-3	1-1	0-2	0-0
CONFERENCE	1-3	1-1	0-2	0-0
NON-CONFERENCE	0-0	0-0	0-0	0-0

Score by Periods

Team	1st	2nd	OT	TOT
Iowa	130	176	0	306
Opponents	146	191	0	337

Team Box Score

No.	Player				Total		3-Point		F-Throw		Rebounds													
		GP-GS	MIN	AVG	FG-FGA	FG%	3FG-3FGA	3FG%	FT-FTA	FT%	OFF	DEF	TOT	AVG	PF	DQ	A	TO	BLK	STL	PTS	AVG		
11	PERKINS, Tony	4-4	122:18	30.6	24-52	.462	4-7	.571	19-22	.864	5	10	15	3.8	5	0	9	8	1	11	71	17.8		
23	KRIKKE, Ben	4-4	121:53	30.5	24-47	.511	1-5	.200	20-29	.690	8	18	26	6.5	12	0	7	7	0	2	69	17.3		
20	SANDFORT, Payton	4-4	122:55	30.7	18-42	.429	13-27	.481	3-5	.600	6	14	20	5.0	9	0	10	8	1	2	52	13.0		
32	FREEMAN, Owen	4-3	101:01	25.3	15-22	.682	0-0	.000	10-12	.833	8	17	25	6.3	9	0	4	3	7	5	40	10.0		
22	MCCAFFERY, Patrick	3-3	79:44	26.6	7-26	.269	2-11	.182	7-9	.778	0	10	10	3.3	2	0	6	4	1	2	23	7.7		
2	HARDING, Brock	4-0	47:23	11.8	7-17	.412	2-4	.500	0-0	.000	0	0	0	0.0	5	0	6	4	0	3	16	4.0		
5	BOWEN, Dasonte	4-1	57:02	14.3	5-17	.294	1-1	1.000	2-3	.667	3	4	7	1.8	8	0	11	5	0	1	13	3.3		
4	DIX, Josh	4-1	64:23	16.1	4-13	.308	1-7	.143	2-2	1.000	0	7	7	1.8	3	0	6	2	0	1	11	2.8		
24	SANDFORT, Pryce	4-0	33:08	8.3	3-8	.375	1-4	.250	0-0	.000	0	3	3	0.8	1	0	1	0	1	0	7	1.8		
0	BRAUNS, Even	4-0	11:15	2.8	1-1	1.000	0-0	.000	0-0	.000	1	0	1	0.3	6	0	1	1	2	0	2	0.5		
13	DEMBELE, Ladji	4-0	38:58	9.7	1-9	.111	0-3	.000	0-0	.000	3	3	6	1.5	9	0	2	2	0	1	2	0.5		
Team											9	6	15					2						
Total		4	800		109-254	.429	25-69	.362	63-82	.768	43	92	135	33.8	69	0	63	46	13	28	306	76.5		
Opponents		4	800		118-248	.476	27-84	.321	74-98	.755	54	112	166	41.5	65	0	64	50	21	26	337	84.3		

Team Statistics

	IOWA	OPP
Scoring	306	337
Points per game	76.5	84.3
Scoring margin	-7.8	-
Field goals-att	109-254	118-248
Field goal pct	.429	.476
3 point fg-att	25-69	27-84
3-point FG pct	.362	.321
3-pt FG made per game	6.3	6.8
Free throws-att	63-82	74-98
Free throw pct	.768	.755
F-Throws made per game	15.8	18.5
Rebounds	135	166
Rebounds per game	33.8	41.5
Rebounding margin	-7.8	-
Assists	63	64
Assists per game	15.8	16.0
Turnovers	46	50
Turnovers per game	11.5	12.5
Turnover margin	+1.0	-
Assist/turnover ratio	1.4	1.3
Steals	28	26
Steals per game	7.0	6.5
Blocks	13	21
Blocks per game	3.3	5.3
Winning streak	1	-
Home win streak	1	-
Attendance	19273	30601
Home games-Avg/Game	2-9637	2-15301
Neutral site-Avg/Game	-	0-0

Team Results

Date	Opponent		Score	Att.
12/04/2023	at Purdue	L	68-87	14876
12/10/2023	Michigan	L	80-90	10000
01/02/2024	at Wisconsin	L	72-83	15725
01/06/2024	Rutgers	W	86-77	9273

Game Records

Record	Overall	Home	Away	Neutral
ALL GAMES	9-6	7-1	0-4	2-1
CONFERENCE	1-3	1-1	0-2	0-0
NON-CONFERENCE	8-3	6-0	0-2	2-1

Score by Periods

Team	1st	2nd	OT	TOT
Iowa	618	682	0	1300
Opponents	560	604	0	1164

Team Box Score

No.	Player				Total		3-Point		F-Throw		Rebounds													
		GP-GS	MIN	AVG	FG-FGA	FG%	3FG-3FGA	3FG%	FT-FTA	FT%	OFF	DEF	TOT	AVG	PF	DQ	A	TO	BLK	STL	PTS	AVG		
23	KRIKKE, Ben	15-15	427:02	28.5	97-166	.584	3-9	.333	53-73	.726	28	56	84	5.6	35	0	25	19	4	15	250	16.7		
20	SANDFORT, Payton	15-15	390:00	26.0	73-156	.468	40-100	.400	27-31	.871	23	80	103	6.9	34	0	42	21	2	10	213	14.2		
11	PERKINS, Tony	15-15	418:06	27.9	74-166	.446	12-32	.375	52-66	.788	19	46	65	4.3	24	0	52	23	7	28	212	14.1		
32	FREEMAN, Owen	15-6	279:35	18.6	62-98	.633	0-2	.000	31-46	.674	36	49	85	5.7	33	0	9	16	30	17	155	10.3		
22	MCCAFFERY, Patrick	14-14	357:35	25.5	48-115	.417	12-43	.279	28-37	.757	2	45	47	3.4	5	0	23	12	5	8	136	9.7		
5	BOWEN, Dasonte	15-8	271:19	18.1	33-81	.407	4-15	.267	32-37	.865	14	13	27	1.8	28	0	43	12	1	10	102	6.8		
4	DIX, Josh	15-2	245:30	16.4	29-51	.569	8-21	.381	9-10	.900	4	29	33	2.2	14	0	23	9	4	7	75	5.0		
2	HARDING, Brock	15-0	202:38	13.5	22-65	.338	9-26	.346	7-9	.778	1	9	10	0.7	16	0	48	18	1	17	60	4.0		
24	SANDFORT, Pryce	15-0	160:32	10.7	17-50	.340	10-33	.303	4-6	.667	1	20	21	1.4	8	0	10	2	2	3	48	3.2		
13	DEMBELE, Ladji	14-0	165:20	11.8	13-34	.382	5-15	.333	3-8	.375	6	21	27	1.9	23	0	7	9	3	8	34	2.4		
14	KINGSBURY, Carter	5-0	16:01	3.2	2-5	.400	1-2	.500	0-0	.000	1	6	7	1.4	0	0	1	1	0	0	5	1.0		
25	LAKETA, Luc	4-0	11:32	2.9	1-1	1.000	1-1	1.000	1-4	.250	0	0	0	0.0	2	0	1	1	0	0	4	1.0		
0	BRAUNS, Even	10-0	34:39	3.5	3-3	1.000	0-0	.000	0-0	.000	3	8	11	1.1	12	0	1	5	4	2	6	0.6		
10	CATER, Jovone	4-0	11:32	2.9	0-4	.000	0-2	.000	0-0	.000	0	2	2	0.5	1	0	0	1	0	1	0	0.0		
1	HUTCHISON, Spencer	3-0	08:39	2.9	0-3	.000	0-3	.000	0-0	.000	1	2	3	1.0	2	0	1	0	0	0	0	0.0		
Team											29	27	56					5						
Total		15	3000		474-998	.475	105-304	.345	247-327	.755	168	413	581	38.7	237	0	286	154	63	126	1300	86.7		
Opponents		15	3000		426-965	.441	118-337	.350	194-276	.703	174	400	574	38.3	271	2	205	210	62	98	1164	77.6		

Team Statistics

	IOWA	OPP
Scoring	1300	1164
Points per game	86.7	77.6
Scoring margin	+9.1	-
Field goals-att	474-998	426-965
Field goal pct	.475	.441
3 point fg-att	105-304	118-337
3-point FG pct	.345	.350
3-pt FG made per game	7.0	7.9
Free throws-att	247-327	194-276
Free throw pct	.755	.703
F-Throws made per game	16.5	12.9
Rebounds	581	574
Rebounds per game	38.7	38.3
Rebounding margin	+0.5	-
Assists	286	205
Assists per game	19.1	13.7
Turnovers	154	210
Turnovers per game	10.3	14.0
Turnover margin	+3.7	-
Assist/turnover ratio	1.9	1.0
Steals	126	98
Steals per game	8.4	6.5
Blocks	63	62
Blocks per game	4.2	4.1
Winning streak	1	-
Home win streak	3	-
Attendance	74120	62220
Home games-Avg/Game	8-9265	4-15555
Neutral site-Avg/Game	-	3-7399

Team Results

Date	Opponent		Score	Att.
11/07/2023	North Dakota	W	110-68	7653
11/10/2023	Alabama St.	W	98-67	8814
11/14/2023	at Creighton	L	84-92	17352
11/17/2023	Arkansas St.	W	88-74	9536
11/23/2023	vs Oklahoma	L	67-79	3500
11/24/2023	vs Seton Hall	W	85-72	3912
11/29/2023	North Florida	W	103-78	8641
12/04/2023	at Purdue	L	68-87	14876
12/07/2023	at Iowa St.	L	65-90	14267
12/10/2023	Michigan	L	80-90	10000
12/16/2023	vs Florida A&M	W	88-52	14786
12/20/2023	UMBC	W	103-81	8357
12/29/2023	NIU	W	103-74	11846
01/02/2024	at Wisconsin	L	72-83	15725
01/06/2024	Rutgers	W	86-77	9273