

NCAA Gymnastics Score Sheet

Teams: Home Iowa Hawkeyes

Visitor Ohio State

Date Feb 16, 2024

Place Iowa Hawkeyes

Attendance 3193

Name		1	2	3	4	nd	AVE	Name		1	2	3	4	nd	AVE
V A U L T	1 Avery Chambers	104	9.75	9.75			9.750	1 Sidney Washington	217	9.85	9.85				9.850
	2 Hanna Castillo	103	9.80	9.75			9.775	2 Kaitlyn Grimes	205	9.80	9.80				9.800
	3 Gianna Masella	113	9.70	9.80			9.750	3 Nicole Riccardi	213	9.90	9.90				9.900
	4 Eva Volpe	119	9.85	9.85			9.850	4 Payton Harris	207	9.90	9.90				9.900
	5 Alyse Karenbauer	109	9.75	9.75			9.750	5 Tory Vetter	214	9.95	9.90				9.925
	6 Karina Munoz	114	9.80	9.85			9.825	6 Mallory Gregory	204	9.80	9.85				9.825

Vault Score: **48.950** Running Score: **48.950** Vault Score: **49.400** Running Score: **49.400**

B A R S	1 Marissa Rojas	116	9.65	9.75			9.700	1 Emma Pritchard	211	9.80	9.75				9.775
	2 Ilka Juk	108	9.75	9.75			9.750	2 Sidney Washington	217	9.75	9.85				9.800
	3 Eva Volpe	119	9.80	9.80			9.800	3 Alexis Hankins	206	9.10	8.95				9.025
	4 Kaia Vanney	118	9.65	9.75			9.700	4 Tory Vetter	214	9.90	9.90				9.900
	5 Gianna Masella	113	9.75	9.75			9.750	5 Payton Harris	207	9.80	9.85				9.825
	6 Karina Munoz	114	9.80	9.80			9.800	6 Nicole Riccardi	213	9.90	9.90				9.900

Bars Score: **48.800** Running Score: **97.750** Bars Score: **49.200** Running Score: **98.600**

B E A M	1 Eva Volpe	119	9.75	9.80			9.775	1 Emma Pritchard	211	9.85	9.85				9.850
	2 Alexa Ebeling	106	9.55	9.60			9.575	2 Alexis Hankins	206	9.75	9.90				9.825
	3 Ilka Juk	108	9.90	9.80			9.850	3 Payton Harris	207	9.85	9.70				9.775
	4 Aubrey Nick	115	9.75	9.90			9.825	4 Tory Vetter	214	9.90	9.90				9.900
	5 Marissa Rojas	116	9.20	9.50			9.350	5 Ella Hodges	208	9.75	9.85				9.800
	6 Karina Munoz	114	9.90	9.90			9.900	6 Jojo Warga	216	9.70	9.85				9.775

Beam Score: **48.925** Running Score: **146.675** Beam Score: **49.150** Running Score: **147.750**

F L O O R	1 Alyse Karenbauer	109	9.90	9.90			9.900	1 Savannah Gonzalez	202	9.85	9.80				9.825
	2 Hanna Castillo	103	9.90	9.85			9.875	2 Sidney Washington	217	9.85	9.85				9.850
	3 Eva Volpe	119	9.85	9.90			9.875	3 Kaylyn Mintz	210	9.75	9.80				9.775
	4 Karina Munoz	114	9.90	9.90			9.900	4 Tory Vetter	214	9.90	9.90				9.900
	5 Emily Erb	107	8.85	9.05			8.950	5 Payton Harris	207	9.85	9.90				9.875
	6 Bailey Libby	112	9.80	9.90			9.850	6 Ella Hodges	208	9.90	9.95				9.925

Floor Score: **49.400** Running Score: **196.075** Floor Score: **49.375** Running Score: **197.125**

Final Team Score: 196.075

Final Team Score: 197.125

All-Arounders

V T U B B B F X A A	Munoz	Volpe				
	9.825	9.850				
	9.800	9.800				
	9.900	9.775				
	9.900	9.875				
	39.425	39.300				

All-Arounders

V T U B B B F X A A	Harris	Vetter				
	9.900	9.925				
	9.825	9.900				
	9.775	9.900				
	9.875	9.900				
	39.375	39.625				

Judge's Signatures * VT

* UB

* BB

* FX

Sharon Kelly (National)

Katherine Smigiel (National)

Katherine Smigiel (National)

Sharon Kelly (National)

* Head Judge

VT

UB

BB

FX

Jeana Ely (National)

Stacey Mooney (Level 10)

Jeana Ely (National)

Stacey Mooney (Level 10)

Coach's Signature _____

Coach's Signature _____

Iowa Vs. Ohio State

Event Results - Vault

Feb 16, 2024

Page: 1
Printed: 2/16/2024 7:25:57 PM

Women / 1
Session: 1



Rank	Num	Name	Gym	Start	Score	Out
1	214	Tory Vetter	OSU	___.	9.925	0.000
2T	213	Nicole Riccardi	OSU	___.	9.900	0.025
2T	207	Payton Harris	OSU	___.	9.900	0.025
4T	217	Sidney Washington	OSU	___.	9.850	0.075
4T	119	Eva Volpe	IOWA	___.	9.850	0.075
6T	114	Karina Munoz	IOWA	___.	9.825	0.100
6T	204	Mallory Gregory	OSU	___.	9.825	0.100
8	205	Kaitlyn Grimes	OSU	___.	9.800	0.125
9	103	Hanna Castillo	IOWA	___.	9.775	0.150
10T	113	Gianna Masella	IOWA	___.	9.750	0.175
10*	109	Alyse Karenbauer	IOWA	___.	9.750	0.175
10*	104	Avery Chambers	IOWA	___.	9.750	0.175
13	209	Courtney McCann	OSU	___.	9.700	0.225

Iowa Vs. Ohio State

Event Results - Bars

Feb 16, 2024

Page: 1
Printed: 2/16/2024 7:26:22 PM

Women / 1
Session: 1



Rank	Num	Name	Gym	Start	Score	Out
1T	214	Tory Vetter	OSU	—.—	9.900	0.000
1T	213	Nicole Riccardi	OSU	—.—	9.900	0.000
3	207	Payton Harris	OSU	—.—	9.825	0.075
4T	217	Sidney Washington	OSU	—.—	9.800	0.100
4T	119	Eva Volpe	IOWA	—.—	9.800	0.100
4T	114	Karina Munoz	IOWA	—.—	9.800	0.100
7	211	Emma Pritchard	OSU	—.—	9.775	0.125
8T	108	Ilka Juk	IOWA	—.—	9.750	0.150
8T	210	Kaylyn Mintz	OSU	—.—	9.750	0.150
8T	113	Gianna Masella	IOWA	—.—	9.750	0.150
11*	118	Kaia Vanney	IOWA	—.—	9.700	0.200
11*	116	Marissa Rojas	IOWA	—.—	9.700	0.200
13	102	Ella Castellanos	IOWA	—.—	9.550	0.350
14	206	Alexis Hankins	OSU	—.—	9.025	0.875

Iowa Vs. Ohio State

Event Results - Beam

Feb 16, 2024

Page: 1
Printed: 2/16/2024 8:18:47 PM

Women / 1
Session: 1



Rank	Num	Name	Gym	Start	Score	Out
1T	214	Tory Vetter	OSU	___	9.900	0.000
1T	114	Karina Munoz	IOWA	___	9.900	0.000
3T	211	Emma Pritchard	OSU	___	9.850	0.050
3T	108	Ilka Juk	IOWA	___	9.850	0.050
5T	206	Alexis Hankins	OSU	___	9.825	0.075
5T	115	Aubrey Nick	IOWA	___	9.825	0.075
7	208	Ella Hodges	OSU	___	9.800	0.100
8T	207	Payton Harris	OSU	___	9.775	0.125
8T	119	Eva Volpe	IOWA	___	9.775	0.125
8*	201	Samara Buchanan	OSU	___	9.775	0.125
8*	216	Jojo Warga	OSU	___	9.775	0.125
12	102	Ella Castellanos	IOWA	___	9.750	0.150
13	106	Alexa Ebeling	IOWA	___	9.575	0.325
14	116	Marissa Rojas	IOWA	___	9.350	0.550

Iowa Vs. Ohio State

Event Results - Floor

Feb 16, 2024

Page: 1
Printed: 2/16/2024 8:18:35 PM

Women / 1
Session: 1







Rank	Num	Name	Gym	Start	Score	Out
1	208	Ella Hodges	OSU	—.—	9.925	0.000
2T	214	Tory Vetter	OSU	—.—	9.900	0.025
2T	114	Karina Munoz	IOWA	—.—	9.900	0.025
2T	109	Alyse Karenbauer	IOWA	—.—	9.900	0.025
5T	207	Payton Harris	OSU	—.—	9.875	0.050
5T	119	Eva Volpe	IOWA	—.—	9.875	0.050
5T	103	Hanna Castillo	IOWA	—.—	9.875	0.050
8T	217	Sidney Washington	OSU	—.—	9.850	0.075
8T	112	Bailey Libby	IOWA	—.—	9.850	0.075
10	202	Savannah Gonzalez	OSU	—.—	9.825	0.100
11	210	Kaylyn Mintz	OSU	—.—	9.775	0.150
12	205	Kaitlyn Grimes	OSU	—.—	9.625	0.300
13	106	Alexa Ebeling	IOWA	—.—	9.450	0.475
14	107	Emily Erb	IOWA	—.—	8.950	0.975

Iowa Vs. Ohio State

Event Results - AA

Feb 16, 2024

Women / 1
Session: 1

Rank	Num	Name	Gym					AA
1	214	Tory Vetter	OSU	9.925	9.900	9.900	9.900	39.625
2	114	Karina Munoz	IOWA	9.825	9.800	9.900	9.900	39.425
3	207	Payton Harris	OSU	9.900	9.825	9.775	9.875	39.375
4	119	Eva Volpe	IOWA	9.850	9.800	9.775	9.875	39.300