

IOWA HAWKEYES®

2023-24 MEN'S BASKETBALL

3 FINAL FOURS 8 BIG TEN CHAMPIONSHIPS 3 BIG TEN TOURNAMENT TITLES 29 NCAA TOURNAMENTS

15-11

OVERALL

7-8

B1G

--/--

RANKING (AP/COACHES)

66

NET

FRAN

McCAFFERY

HEAD COACH

276-187

RECORD at IOWA
(14TH SEASON)



at



TOM

IZZ0

HEAD COACH

704-289

RECORD at MSU
(30TH SEASON)

17-9

OVERALL

9-6

B1G

--/--

RANKING (AP/COACHES)

20

NET

HAWKEYES

SPARTANS

2023-24 SCHEDULE

(15-11 OVERALL | H: 11-3 | A: 2-7 | N: 2-1)

Date	UI Rank	Opp. Rank	Opponent	TV	Time/Result
Oct. 30	-	-	Quincy (Exh.)	B1G+	W, 103-76
Nov. 7	-	-	North Dakota	B1G+	W, 110-68
Nov. 10	-	-	Alabama State	Peacock	W, 98-67
Nov. 14	-	8	at Creighton	FS1	L, 84-92
Nov. 17	-	-	Arkansas State	B1G+	W, 88-74
Nov. 23	RV	-	vs. Oklahoma!	FS1	L, 67-79
Nov. 24	-	-	vs. Seton Hall	FOX	W, 85-72
Nov. 29	-	-	North Florida	BTN	W, 103-78
Dec. 4	-	4	at Purdue*	BTN	L, 68-87
Dec. 7	-	-	at Iowa State@	ESPNU	L, 65-90
Dec. 10	-	-	Michigan*	BTN	L, 80-90
Dec. 16	-	-	vs. Florida A&M#	BTN	W, 88-52
Dec. 20	-	-	UMBC	BTN	W, 103-81
Dec. 29	-	-	Northern Illinois	B1G+	W, 103-74
Jan. 2	-	21	at Wisconsin*	BTN	L, 72-83
Jan. 6	-	-	Rutgers*	BTN	W, 86-77
Jan. 12	-	-	Nebraska*	BTN	W, 94-76
Jan. 15	-	-	at Minnesota*	BTN	W, 86-77
Jan. 20	-	2	Purdue*	FS1	L, 70-84
Jan. 24	-	-	Maryland*	BTN	L, 67-69
Jan. 27	-	-	at Michigan*	FS1	W, 88-78
Jan. 30	-	-	at Indiana*	BTN	L, 68-74
Feb. 2	-	-	Ohio State*	FS1	W, 79-77
Feb. 8	-	-	at Penn State*	BTN	L, 79-89
Feb. 11	-	-	Minnesota*	BTN	W, 90-85
Feb. 14	-	-	at Maryland*	BTN	L, 66-78
Feb. 17	-	20	Wisconsin*	BTN	W, 88-86 (OT)
Feb. 20	-	-	at Michigan St.*	Peacock	6 p.m.
Feb. 24	-	-	at Illinois*	BTN	1:15 p.m.
Feb. 27	-	-	Penn State*	BTN	8 p.m.
March 2	-	-	at Northwestern*	BTN	4:30 p.m.
March 10	-	-	Illinois*	FS1	6 p.m.
March 13-17	-	-	at Big Ten Tournament \$		

All times Central and subject to change. | AP Ranking | ! Rady Children's Invitational (San Diego, Calif.) | @ Iowa Corn Cy-Hawk Series | # Game played in Des Moines, Iowa | * Big Ten Conference contest | \$ Played in Minneapolis

IOWA COMMUNICATIONS

JAMES ALLAN, MBB CONTACT
Email: james-allan@uiowa.edu
Cell: 319-530-5792



IOWA at MICHIGAN STATE \ FEB. 20, 2024 \ 6 P.M. (CT)

GAME 27

Arena: Breslin Center (15,000)

Stream: Peacock

Talent: Noah Eagle (play-by-play), Robbie Hummel (color)

Radio: Hawkeye Radio Network

(Gary Dolphin (play-by-play), Bob Hansen (color))

LiveStats: Iowa.Statbroadcast.com






Series Record: MSU leads, 77-59

Last Meeting: Iowa won 112-106 in OT in Iowa City on 2/25/23

OPENING TIP

- Iowa begins a two-game road trip, heading to East Lansing to face Michigan State on Tuesday night at the Breslin Center. The Hawkeyes have won four of the last five meetings over the Spartans.
- The Hawkeyes picked up their first win over a nationally ranked opponent this season and their first Quad 1 win in the overtime victory over No. 20 Wisconsin on Feb. 17. Iowa will play four Quad 1 games in its final five regular season contests.
- Iowa has led in the second half in each of its last three road losses -- at Indiana (68-66 with 1:42 left), at Penn State (63-56 with 8:38 to play) and at Maryland (54-44 with 12:09 remaining). Iowa is 2-7 on the road this season.
- The Hawkeyes rallied from a 20-point second-half deficit -- the largest second-half comeback win since 1987 -- to defeat Minnesota, 90-85, on Feb. 11 in Iowa City. The Hawkeyes trailed 62-42 with 16:11 to play.
- Freshman Owen Freeman finished with 20 points, 12 rebounds, a career-high six assists and four blocks in Iowa's overtime win over No. 20/21 Wisconsin. It is the only game with at least 20-12-6-4 in the nation this season and one of eight since 2010-11.
- It was Freeman's fifth double-double -- the most by a Big Ten freshman and tied for the third-most by a freshman nationally. They are the most by a Hawkeye freshman since Melsahn Basabe (6) in 2010-11. Freeman is one of two Power 6 freshmen with five double-doubles.
- Senior Tony Perkins is currently the only player in the Big Ten, one of two from a Power 6 Conference (and one of five nationally) with 400+ points, 100+ assists, 100+ rebounds and 45+ steals. He ranks in the top seven in the Big Ten in points, assists and steals.
- Senior Patrick McCaffery is 23 points shy of becoming Iowa's 53rd 1,000 point scorer in program history.
- Junior Payton Sandfort has a Big Ten-best 70 3-point field goals on a league-high 187 attempts, while ranking second in the Big Ten with a 37.4 3-point field goal percentage. The forward has hit two or more 3-pointers in 21 games.
- Head coach Fran McCaffery is the winningest coach in program history, winning 276 career games, including 133 Big Ten victories.
- Freeman earned his eighth Big Ten Freshman of the Week honors on Feb. 12 after averaging 13 points and 9.5 rebounds against Penn State and Minnesota. The eight honors are the second-most in league history, trailing only Ohio State's Jared Sullinger.
- Iowa is one the nation's top offensive teams, averaging 83.7 points in 26 games. The Hawkeyes are second in the Big Ten and rank 14th nationally. The team has scored at least 84 points in 15 games, averaging 92.6 points in wins and 71.5 points in losses.
- The Hawkeyes are third in the Big Ten and rank 13th nationally, averaging 17.6 assists per game. Iowa is leading the Big Ten and rank fourth nationally with a 1.78 assist-to-turnover ratio.

PROBABLE STARTERS

				
11 • TONY PERKINS G • 6-4 • 205 • Sr.	4 • JOSH DIX G • 6-5 • 200 • So.	20 • PAYTON SANDFORT F • 6-7 • 215 • Jr.	23 • BEN KRIKKE F • 6-9 • 245 • Grad.	32 • OWEN FREEMAN F • 6-10 • 230 • Fr.
MIN: 30.5	MIN: 21.8	MIN: 29.4	MIN: 29.2	MIN: 22.7
PPG: 15.5	PPG: 7.6	PPG: 15.2	PPG: 14.1	PPG: 11.0
FG%: .462	FG%: .548	FG%: .459	FG%: .537	FG%: .644
ASST: 4.2	3PT%: .431	3PT%: .374	REB: 4.6	REB: 6.6
REB: 4.3	REB: 2.2	REB: 6.4	STL: 0.8	BLK: 1.8

NUMERICAL ROSTER

No.	Name	Pos.	Ht.	Wt.	Yr.	Exp.	Hometown/High School (Previous School)	Pronunciation Guide
0	Even Brauns	C	6-9	245	Sr.	Tr.	Iowa City, Iowa/Iowa City West (Belmont)	Evan
1	Spencer Hutchison	G	6-4	202	RS Fr.	--	Dallas, Texas/The Episcopal School of Dallas	
2	Brock Harding	G	6-0	162	Fr.	HS	Moline, Ill./Moline	
4	Josh Dix	G	6-5	200	So.	1L	Council Bluffs, Iowa/Lincoln	
5	Dasonte Bowen	G	6-2	183	So.	1L	Boston, Mass./Brewster Academy	dah-SUHN-tae
10	Jovone Cater	G	6-2	180	Sr.	--	Far Rockaway, N.Y./Holy Cross	Jah-vahn
11	Tony Perkins	G	6-4	205	Sr.	3L	Indianapolis, Ind./Lawrence North	
13	Ladji Dembele	F	6-8	250	Fr.	HS	Newark, N.J./St. Benedict's Prep	LAH-gee Dem-BELL-eh
14	Carter Kingsbury	G	6-4	225	RS So.	1L	Ponca, Neb./Brewster Academy (N.H.)	
20	Payton Sandfort	F	6-7	215	Jr.	2L	Wauke, Iowa/Wauke	
22	Patrick McCaffery	F	6-9	212	RS Sr.	3L	Iowa City, Iowa/West	
23	Ben Krikke	F	6-9	245	Grad.	Tr.	Edmonton, Alberta/Jasper Place (Valparaiso)	CRICK-ee
24	Pryce Sandfort	F	6-6	205	Fr.	HS	Wauke, Iowa/Wauke Northwest	
25	Luc Laketa	G	6-5	185	Jr.	2L	Concord, Mich./Hanover Horton/Winchendon (Mass.)	Luke Lah-KET-ah
32	Owen Freeman	F	6-10	230	Fr.	HS	Moline, Ill./Moline	
44	Riley Mulvey	F	6-11	245	Jr.	2L	Rotterdam, N.Y./Covington	

ALPHABETICAL ROSTER

No.	Name	Pos.	Ht.	Wt.	Yr.	Exp.	Hometown/High School (Previous School)	Pronunciation Guide
5	Dasonte Bowen	G	6-2	183	So.	1L	Boston, Mass./Brewster Academy	dah-SUHN-tae
0	Even Brauns	C	6-9	245	Sr.	Tr.	Iowa City, Iowa/Iowa City West (Belmont)	Evan
10	Jovone Cater	G	6-2	180	Sr.	--	Far Rockaway, N.Y./Holy Cross	Jah-vahn
13	Ladji Dembele	F	6-8	250	Fr.	HS	Newark, N.J./St. Benedict's Prep	LAH-gee Dem-BELL-eh
4	Josh Dix	G	6-5	200	So.	1L	Council Bluffs, Iowa/Lincoln	
32	Owen Freeman	F	6-10	230	Fr.	HS	Moline, Ill./Moline	
2	Brock Harding	G	6-0	162	Fr.	HS	Moline, Ill./Moline	
1	Spencer Hutchison	G	6-4	202	RS Fr.	--	Dallas, Texas/The Episcopal School of Dallas	
14	Carter Kingsbury	G	6-4	225	RS So.	1L	Ponca, Neb./Brewster Academy (N.H.)	
23	Ben Krikke	F	6-9	245	Grad.	Tr.	Edmonton, Alberta/Jasper Place (Valparaiso)	CRICK-ee
25	Luc Laketa	G	6-5	185	Jr.	2L	Concord, Mich./Hanover Horton/Winchendon (Mass.)	Luke Lah-KET-ah
22	Patrick McCaffery	F	6-9	212	RS Sr.	3L	Iowa City, Iowa/West	
44	Riley Mulvey	F	6-11	245	Jr.	2L	Rotterdam, N.Y./Covington	
11	Tony Perkins	G	6-4	205	Sr.	3L	Indianapolis, Ind./Lawrence North	
20	Payton Sandfort	F	6-7	215	Jr.	2L	Wauke, Iowa/Wauke	
24	Pryce Sandfort	F	6-6	205	Fr.	HS	Wauke, Iowa/Wauke Northwest	

SOCIAL ROSTER

No.	Name	X	Instagram
0	Even Brauns	@EvenBrauns	@evenbrauns
1	Spencer Hutchison	@hutchison34033	@spencer.hutc
2	Brock Harding	@hardingbrock2	@brock.harding2
4	Josh Dix	@J0shDix	@joshdix4
5	Dasonte Bowen	@uncle_drew5	@da5onte
10	Jovone Cater	--	@lamjcater
11	Tony Perkins	@Saucy___T	@tonyperkins11_
13	Ladji Dembele	@ladji_kalilou	@lj_ladji
14	Carter Kingsbury	@CarterKingsbury	@carterkingsbury
20	Payton Sandfort	@Payton_20_	@Payton.20_
22	Patrick McCaffery	@patrickmccaff22	@patrickmccaffery22
23	Ben Krikke	@BenKrikke	@benkrikke
24	Pryce Sandfort	@prycesandfort	@prycesandfort
25	Luc Laketa	@LaketaLuc	@luc.laketa
32	Owen Freeman	@_OwenFreeman	@_owenfreeman
44	Riley Mulvey	@MulveyRiley	@rileymulvey_


COACHING STAFF

NAME	POSITION \ YEAR AT IOWA	ALMA MATER \ YEAR
Fran McCaffery	Head Coach \ 14th year	Pennsylvania \ 1982
Sherman Dillard	Assistant Coach \ 14th year	James Madison \ 1978
Courtney Eldridge	Assistant Coach \ 8th year	UNC Greensboro \ 2015
Matt Gatens	Assistant Coach \ 2nd year	Iowa \ 2012
Tristan Spurlock	Assistant Coach, Player Development \ 2nd year	UCF \ 2014
Al Seibert	Chief of Staff \ 13th year	Fredonia State \ 1985
Kyle Denning	Director, Operations \ 9th year	Iowa \ 2015
Lucas Pauley	Video Coordinator \ 8th year	Iowa \ 2018



HEAD COACH FRAN McCAFFERY

Fran McCaffery, who is signed through the 2028 season, is in his 14th season as the head basketball coach at the University of Iowa and his 28th year overall as a college head coach. McCaffery has reached the 20-win plateau 11 of the previous 16 seasons.

McCaffery spent five seasons (2005-10) as the head coach at Siena, six years at UNC-Greensboro (1999-2005) and three seasons at Lehigh (1985-88) before joining the Hawkeyes.

McCaffery has nearly four decades of Division I coaching experience.

He is in his 42nd season as a collegiate coach, which includes 28 years as a head coach and 15 as an assistant. In 2022, McCaffery joined Hall of Fame coaches Rick Pitino, Bob Huggins, Eddie Sutton and Lefty Driesell as the only Division I coaches to lead teams to conference tournament titles in four or more different leagues (Big Ten, MAAC, SoCon, ECC). He is one of 14 coaches to lead at least four different Division I teams to the NCAA Tournament.

McCaffery, 64, won his 500th game as a head coach on Dec. 8, 2022 and win No. 250 at Iowa on Dec. 17, 2022. He holds a career mark of 527-364 (.592) and guided his teams to 16 postseason appearances (12 NCAA & four NIT). Iowa likely would have competed in another NCAA Tournament in 2020, if not for the NCAA canceling the postseason due to COVID-19. He is 276-187 (.597) at Iowa. The 276 are a school record, including a 133 Big Ten victories. McCaffery led Iowa to wins in four of the last seven NCAA Tournaments (2015, 2016, 2019, and 2021).

Since taking over the Iowa program in 2010, Iowa has earned 10 postseason tournament bids (7 NCAA, 3 NIT). McCaffery coached Iowa to a Big Ten Tournament title and 26 wins in 2022, the second-most win total in program history. McCaffery has guided seven players to first team All-Big Ten status eight of the last 10 years, including the 2020 & 2021 National and Big Ten Player of the Year, Luka Garza.

McCaffery has posted upper division finishes in 10 of the last 11 seasons at Iowa and 22 of 27 seasons as a head coach. The Hawkeyes have finished fifth or better in the Big Ten standings seven of the last nine years. He has posted 20 wins or more 11 of the last 15 seasons, including eight of the last 10 years at Iowa (2013, 2014, 2015, 2016, 2019, 2020, 2021, and 2022). Iowa's 205 victories between 2013-21 are the most over a 10-year span at Iowa since 1987-96 (207).

McCaffery and the Hawkeyes boast a 178-46 (.798) home record the last 14 seasons, which includes a school-record 18 wins in 2014 and 13 consecutive victories in 2019-20. Iowa has won 14+ games in Carver-Hawkeye Arena each of the last five seasons (2019, 2020, 2021, 2022, and 2023).

McCaffery's five years at Siena were the best in its 70-year history. He led the Saints on an incredible run that ended with three straight Metro Atlantic Athletic Conference championships and NCAA Tournament appearances.

McCaffery's Saints owned a 112-51 (.687) record in his five years with the program. He guided the Saints to four consecutive 20-win seasons. McCaffery's achievements earned the head coach Siena Hall of Fame recognition in 2017.

The 2009 MAAC Coach of the Year and 2010 District I Coach of the Year is the third winningest coach, by percentage, in league history (.68-.756). He is the only coach to guide a MAAC program to two NCAA Tournament wins. McCaffery led his 2008 and 2009 teams to first round NCAA Tournament victories over Vanderbilt and Ohio State, respectively.

In his final two seasons at Siena, he coached the Saints to back-to-back 27-win campaigns and boasted a combined 39-3 (.929) record against MAAC opponents, which included MAAC Tournament contests.

McCaffery began his coaching career as an assistant at Penn (1982-83) and Lehigh (1983-85). After three seasons as head coach at Lehigh, he spent 11 seasons as an assistant at Notre Dame (1988-99).

McCaffery played basketball at Wake Forest his freshman year (1977-78) and concluded his playing career at Penn his final three seasons (1979-82). He earned his bachelor's degree in economics from The Wharton School (Penn) in 1982. McCaffery also earned a master of education from Lehigh in 1985.

THE McCAFFERY FILE

Born:	May 23, 1959
Hometown:	Philadelphia, Pennsylvania
High School:	LaSalle, 1977
College:	B.S. in Economics, The Wharton School (Penn), 1982 Master of Education, Lehigh, 1985
Family:	Wife, Margaret Sons, Connor, Patrick and Jonathan Francis Daughter, Marit Katherine Brother, Jack (sports writer in Philadelphia area)

COACHING HONORS

MAAC Coach of the Year, 2009
NABC District I Coach of the Year, 2009-10

COACHING HISTORY (40 years)

1983	Assistant Coach, Penn
1984-85	Assistant Coach, Lehigh
1985-88	Head Coach, Lehigh
1988-99	Assistant Coach, Notre Dame
1999-05	Head Coach, UNC-Greensboro
2005-10	Head Coach, Siena
2010-pres.	Head Coach, University of Iowa

COACHING CHART

Overall (27 seasons): 527-364 (.591)
At Iowa (13 seasons): 276-187 (.597)%
At Siena (five seasons): 112-51 (.688)%
At UNCG (six seasons): 90-87 (.508)%
At Lehigh (three seasons): 49-39 (.557)%
NCAA Tournament (12 appearances*): 6-11
NIT (four appearances): 6-4

**McCaffery is the first coach to bring three different programs from one-bid leagues to the NCAA Tournament*

% McCaffery is one of five coaches to lead teams to conference tournament titles in four or more different leagues

MCCAFFERY IN POSTSEASON PLAY

1988	NCAA Tournament -- Lehigh
1989	NCAA Tournament -- Notre Dame
1990	NCAA Tournament -- Notre Dame
1992	NIT -- Notre Dame
1997	NIT -- Notre Dame
2001	NCAA Tournament -- UNC-Greensboro
2002	NIT -- UNC-Greensboro
2008	NCAA Tournament -- Siena
2009	NCAA Tournament -- Siena
2010	NCAA Tournament -- Siena
2012	NIT -- Iowa
2013	NIT -- Iowa
2014	NCAA Tournament -- Iowa
2015	NCAA Tournament -- Iowa
2016	NCAA Tournament -- Iowa
2017	NIT -- Iowa
2019	NCAA Tournament -- Iowa
2020	NCAA Tournament postponed (COVID-19)
2021	NCAA Tournament -- Iowa
2022	NCAA Tournament -- Iowa
2023	NCAA Tournament -- Iowa

PLAYING EXPERIENCE

Wake Forest, 1977-78
Penn, 1979-82

THE SETTING

The University of Iowa men's basketball team hits the road, heading to East Lansing on Tuesday to face Michigan State at the Breslin Center at 6 p.m. It is the only meeting between the two squads during the regular season.

ON THE AIR

Radio: Tuesday's game will be broadcast on the Hawkeye Radio Network with Gary Dolphin (play-by-play) and Bobby Hansen (color) on the call. The network includes more than 40 stations that blanket the state of Iowa and include portions of Illinois, Nebraska, Minnesota, Missouri and Wisconsin. The Hawkeye Radio Network includes a 60-minute pregame show.

TV: Tuesday's game will be streamed live on Peacock with Noah Eagle (play-by-play) and Robbie Hummel (color) on the call.

SCOUTING MICHIGAN STATE

- Michigan State has won three straight games to improve to 17-9 overall and 9-6 in Big Ten play. The Spartans started the season with four wins in its first nine games.
- Since losing back-to-back Big Ten games to Wisconsin and at Nebraska, the Spartans have won 13 of their last 17 contests. Michigan State has won three straight games, five of six and eight of its last 10 heading into Tuesday against Iowa.
- The Spartans are 13-2 in home games at the Breslin Center this season with the only two losses coming against James Madison (79-76 in OT) in the season opener and against Wisconsin (70-57 on Dec. 5). Michigan State has won nine straight home games.
- Four Spartans are averaging in double figures with guard Tyson Walker leading the way with an 18.4 scoring average, ranking fifth in the Big Ten. Walker also has a team-best 49 steals, ranking third in the league.
- Malik Hall (12.7), Jaden Atkins (11.2) and A.J. Hoggard (11.2) also average in double digits. Hoggard has a team-high 133 assists, Atkins is the top 3-point shooter, making 53 on the year, and Mady Sissoko averages a team-best 5.7 rebounds.
- The Spartans are third in the Big Ten in scoring defense (65.8) and third in field goal percentage defense (.403) -- 23rd nationally.

SERIES HISTORY

- Tuesday's game is the 137th meeting in the series that began in 1937 in East Lansing. Michigan State leads, 77-59.
- The Hawkeyes have won four of the last five meetings, including a 112-106 overtime victory on Feb. 25, 2023, in Iowa City.
- Iowa rallied from 11 points down with 55 seconds remaining in regulation to force overtime before prevailing 112-106. The Hawkeyes were the fourth team to ever win when down 11+ with less than a minute left.
- The Hawkeyes' last win in East Lansing came in 2021, winning 88-58. Iowa fell 63-61 at Breslin last season.

LAST GAME | IOWA 88, NO. 20 WISCONSIN 86 (OT)

Senior Tony Perkins' layup with 1.3 seconds remaining sent Iowa to an 88-86 overtime victory over No. 20/21 Wisconsin on Feb. 17 in Iowa City. It was the Hawkeyes' first win over a ranked opponent this season and the team's first Quad 1 win.

- Freshman Owen Freeman posted a double-double, finishing with 20 points, 12 rebounds, six assists and four blocks. He went 6-of-6 from the field and 8-for-11 from the free throw line.
- The Hawkeyes had four players scored 17 or more points -- Perkins (18), Payton Sandfort (17) and Josh Dix (17). Iowa shot 52.6 percent from the floor and went 24-of-30 from the free throw stripe -- its sixth game with 20 or more free throws this season.

MCCAFFERY: IOWA'S WINNINGEST HEAD COACH

- Head coach Fran McCaffery, who is in his 28th season as a head coach and 14th at Iowa, won his 272nd game as a Hawkeye on Jan. 15 at Minnesota, making him the winningest coach in program history. McCaffery has 276 career wins as Iowa's head coach.
- Iowa defeated Rutgers, 86-77, on Jan. 3, giving McCaffery his record 127th career Big Ten victory. He has a school record 133 Big Ten wins.

MORE NOTABLES

- The Hawkeyes are 34th nationally in pace of play in 2023-24, averaging 74.5 possessions per 40 minutes. Iowa is tops in the Big Ten and 18th in the country, averaging 14.88 fastbreak points per contest.
- Iowa is 1-7 in Quad 1 games, 5-3 in Quad 2, 2-1 in Quad 3 and 7-0 in Quad 4 games this season.
- The Hawkeyes have played the 28th best strength of schedule in the nation.
- Senior Tony Perkins has started 73 consecutive games dating back to the 2021-22 season.
- The Hawkeyes have shot 50 percent or better from the field in four of the last seven games. Iowa is 11-2 this season when shooting at least 50 percent from the floor.
- Iowa has played five games decided by seven or fewer points this season (3-2 record).
- For the first time this season, Payton Sandfort isn't Iowa's leading rebounder. Freshman Owen Freeman overtook Sandfort for the team lead following his 12 rebound effort against Wisconsin. Freeman averages 6.6 rebounds per game; Sandfort 6.4.
- Iowa is 11-3 at home this season, marking the sixth straight year the Hawkeyes have won at least 10 games inside Carver-Hawkeye Arena. Iowa has won at least 10 home games in 12 of head coach Fran McCaffery's 14 seasons.
- The Hawkeyes have had six players hit the 20-point mark this season (Ben Krikke, Tony Perkins, Payton Sandfort, Patrick McCaffery, Owen Freeman and Josh Dix).
- Iowa has two players ranked in the top 14 in the Big Ten in scoring -- Perkins (13th, 15.5), Sandfort (14th, 15.2).
- Since joining the starting lineup on Dec. 10 against Michigan, freshman Owen Freeman is averaging 11.6 points, 7.9 rebounds and 1.7 blocks, while shooting 65.3 percent from the field.

BY THE NUMBERS

	IOWA	OPP
Scoring Average	83.7	78.3
Scoring Defense	78.3	83.7
Scoring Margin	+5.3	--
FG%	.478	.453
FG% Defense	.453	.478
FT%	.777	.717
3-PT FG%	.336	.349
3-PT FG% Defense	.349	.336
Rebound Margin	-0.8	--
Assists Per Game	17.6	15.0
Turnovers Per Game	9.9	12.5
Steals Per Game	7.5	6.2
Blocks Per Game	3.9	4.0

IOWA QUICK FACTS

Location	Iowa City, Iowa
Enrollment	31,452
Founded	1847
President	Barbara J. Wilson
Athletics Director	Beth Goetz
Nickname	Hawkeyes
Colors	Gold and Black
Conference	Big Ten
School Song/Mascot	On Iowa/Herky the Hawk
Arena	Carver-Hawkeye Arena
Capacity	14,998

NCAA Tournament Appearances	29
Final Fours	3
	(1955, 1956, 1980)
Big Ten Regular Season Titles	8
	1923, 1926, 1945, 1955, 1956, 1968, 1970, 1979)
Big Ten Tournament Titles	3
	(2001, 2006, 2022)

Head Coach	Fran McCaffery/14th year
Alma Mater/Year	Pennsylvania/1982
Assistant Coach	Sherman Dillard/14th year
Alma Mater/Year	James Madison/1978
Assistant Coach	Courtney Eldridge/2nd year
Alma Mater/Year	UNC Greensboro/2015
Assistant Coach	Matt Gatens (2nd year)
Alma Mater/Year	University of Iowa/2012
Asst. Coach, Player Development	Tristan Spurlock
Alma Mater/Year	Central Florida/2014
Chief of Staff	Al Seibert
Director, Basketball Operations	Kyle Denning
Video Coordinator	Lucas Pauley

Lettermen Returning/Lost	8/5
Starters Returning/Lost	1/4
Newcomers	8

Squad Breakdown	
Seniors	5
Juniors	3
Sophomores	3
Freshmen	5

MARGIN OF VICTORY/DEFEAT

Points	1	2	3	4	5	6	7	8	9	10+	15+	20+
Wins	0	2	0	0	1	0	0	0	2	3	1	6
Losses	0	1	0	0	0	1	0	1	0	6	1	1

2023-24 BIG STANDINGS (As of 2/17)

Team	Big Ten	Pct.	Overall	Pct.
Purdue	12-2	.857	23-2	.920
Illinois	10-4	.714	19-6	.760
Michigan State	9-6	.600	17-9	.654
Wisconsin	9-6	.600	17-9	.654
Northwestern	8-6	.571	17-8	.680
Nebraska	8-7	.533	18-8	.692
IOWA	7-8	.467	15-11	.577
Minnesota	6-7	.462	15-9	.625
Indiana	6-7	.462	14-10	.583
Rutgers	6-7	.462	14-10	.583
Maryland	6-9	.400	14-12	.538
Penn State	6-9	.400	12-14	.462
Ohio State	4-10	.286	14-11	.560
Michigan	3-12	.200	8-18	.308

Feb. 19
Purdue at Ohio State
Northwestern at Indiana
Rutgers at Minnesota

Feb. 20
Iowa at Michigan State
Maryland at Wisconsin

Feb. 21
Illinois at Penn State
Nebraska at Indiana

Feb. 22
Rutgers at Purdue
Ohio State at Minnesota
Michigan at Northwestern

Feb. 24
Indiana at Penn State
Iowa at Illinois

Feb. 25
Maryland at Rutgers
Purdue at Michigan
Ohio State at Michigan State
Minnesota at Nebraska

Feb. 27
Wisconsin at Indiana
Penn State at Iowa

Feb. 28
Northwestern at Maryland
Minnesota at Illinois

Feb. 29
Nebraska at Ohio State
Michigan at Rutgers

March 2
Illinois at Wisconsin
Penn State at Minnesota
Iowa at Northwestern
Michigan State at Purdue

March 3
Indiana at Maryland
Michigan at Ohio State
Rutgers at Nebraska

March 6
Northwestern at Michigan State
Indiana at Minnesota

March 7
Rutgers at Wisconsin

• Ahoy 100. Iowa has reached the century mark in four games this season. The Hawkeyes have scored 100+ points 13 times since the start of the 2021-22 season.

• The team is 9-1 when attempting at least 20 free throws, 11-2 when shooting 50+ percent from the field and 7-1 when making eight or more 3-pointers.

• Iowa has had at least four players reach double digits in 16 games this season.

• The Hawkeyes are 11-3 inside Carver-Hawkeye Arena this season and 25-6 in its last 30 home games.

• Iowa has won 89 of its last 95 nonconference home games, dating back to 2012.

• The Hawkeyes have held four opponents under 40 percent shooting this season. The team is undefeated in the four contests.

• Iowa held Florida A&M to 52 points on Dec. 16 in Des Moines -- the fewest points allowed since giving up 51 points to Portland State in 2021.

• Senior Tony Perkins has five games with seven or more assists this season and eight games with at least five assists. He is leading the team with 108 assists against 46 turnovers.

• The Hawkeyes are leading the Big Ten and rank 15th nationally in free throw percentage, making 77.7 percent of their attempts this season. The team tied a single game free throw percentage (min. 13 makes) school record, making all 18 of its free throw attempts at Michigan on Jan. 27.

• Sandfort has been Iowa's leading rebounder (or tied for the team lead) in nine games this season. The forward is averaging a career-best 6.4 rebounds per game, which ranks 14th in the Big Ten.

• The Hawkeyes have earned nine Big Ten weekly honors this season -- Ben Krikke (Player of the Week - 11/20) and Owen Freeman (Freshman of Week (11/13, 11/20, 12/4, 12/18, 1/8, 1/15, 1/29, 2/12). Freeman is the first Hawkeye freshman to earn the award in consecutive weeks and the eight honors are a single season school record and the second-most in league history.

• Iowa has placed fifth or better in the Big Ten standings in five straight and 10 of the last 11 years, and the program has won 10 or more Big Ten games in eight of the last nine seasons.

• The Hawkeyes have led the Big Ten and was 18th nationally in scoring offense (80.1). Iowa has led the league in scoring in seven of the last 11 seasons, including six straight years.

ALL-EVERYTHING HAWKEYE

Senior Tony Perkins is an all-around guard, leading the team in points, assists and steals. The Indianapolis native is also an all-time Hawkeye as he is one of eight players all-time to have 1,000+ points, 350+ rebounds, 265+ assists and 125+ steals.

• Perkins is among a group that includes: Roy Marble, Jordan Bohannon, Devyn Marble, Matt Gatens, Jess Settles, Dean Oliver and Jeff Horner.

• Perkins is currently leading the Hawkeyes in points, assists and steals. He would be the first player since Oliver in 2000 to lead the team in all three categories.

20-12-6-4

Freshman Owen Freeman displayed his versatility in Iowa's 88-86 overtime victory over No. 20/21 Wisconsin on Feb. 17. The forward finished with 20 points, 12 rebounds, six assists and four blocks, becoming the first player in the nation with at least 20-12-6-4 in a game this season.

• Freeman is one of eight players since 2010-11 to post at least 20 points, 12 rebounds, six assists and four blocks. Three of those players resided in the Big Ten -- Wisconsin's Ethan Happ and Purdue's Trevion Williams.

• Freeman had a stellar game in the win over Minnesota, finishing with 17 points, 14 rebounds, four blocks and four assists. He's one of two players nationally to have at least 17-14-4-4 this season.

BIG TONY

Senior Tony Perkins is averaging a team-best 17.4 points, 4.3 assists, 4.1 rebounds and 1.9 steals in Big Ten play. The guard is shooting 47.6 percent from the floor and 82 percent from the charity stripe.

• During a five-game stretch where he scored 20+ points in five straight games, Perkins averaged 22 points, four assists, 3.6 assists and 2.2 steals, while committing just six turnovers. He is shot 54.3 percent from the floor and 86.1 percent from the free throw stripe.

• He scored 20+ points in five straight games for the first time in his career. It's the first by a Hawkeye since Keegan Murray during the 2021-22 season.

• Perkins was the first Hawkeye guard to have five straight 20-point games since Devyn Marble in 2014.

• The Indianapolis native has scored in double figures in 14 of 15 Big Ten games with six 20-point contests and 10 15+ games. He has seven games with three or more steals against league opponents.

• Overall, Perkins has been in double figures in 23 of 26 games this season. He had a stretch of 15 straight games in double digits from Dec. 10 to Feb. 11.

PAYTON CATCHES FIRE

After scoring a season-low six points in the home loss to Maryland on Jan. 24, junior Payton Sandfort responded with back-to-back 20-point games in road games at Michigan and at Indiana.

• The Waukee, Iowa, native matched a career-high, scoring 26 points on 10-of-14 shooting at Michigan. He went 6-of-8 from 3-point range, tying a career-high with six makes.

• In the second half, Sandfort was deadly. He made eight of his 10 field goal attempts, including 5-of-6 3-pointers. He played all 20 minutes.

• Against Indiana, Sandfort again matched his career-best with 26 points, making 7-of-16 field goals, including five 3-pointers. His 11 3-pointers over the two-game stretch is a career best performance.

• Over his last seven games, Sandfort is averaging 19 points and 5.1 rebounds, while shooting 48.4 percent from the floor. He has made 21 (of Iowa's 36) 3-point field goals during the seven-game stretch.

THE BIG'S BEST FROSH

Owen Freeman has been the best freshman in the Big Ten. The Illinois native leads the conference in points (286), rebounds (171), blocks (48) and steals (28), while having the second-best field goal percentage (.644).

• Freeman's five double-doubles are the most by a freshman in the conference, tied for the third-most by a freshman in the nation and tied for the sixth most in the Big Ten (all players).

• Freeman's 48 blocks are the second-most by a freshman in the NCAA this season.

NATIONAL RANKINGS

AP Poll (Week 15)

1. UConn (45)
2. Purdue (16)
3. Houston
4. Marquette
5. Arizona
6. Kansas
7. North Carolina
8. Tennessee
9. Duke
10. Iowa State
11. South Carolina
12. Baylor
13. Auburn
14. Illinois
15. Alabama
16. Dayton
17. Creighton
18. Saint Mary's
19. BYU
20. Wisconsin
21. Virginia
22. Kentucky
23. Indiana State
24. Florida Atlantic
25. Oklahoma

Coaches Poll (Week 15)

1. UConn (24)
2. Purdue (8)
3. Houston
4. Marquette
5. North Carolina
6. Arizona
7. Kansas
8. Duke
9. Tennessee
10. Iowa State
11. South Carolina
12. Auburn
13. Baylor
14. Illinois
15. Alabama
16. Creighton
17. BYU
18. Dayton
19. Saint Mary's
20. Kentucky
21. Wisconsin
23. Oklahoma
24. Virginia
25. Indiana State
25. Colorado State

- Brock Harding's 66 assists are the most by a freshman in the Big Ten and his 24 steals are the fourth-most in the league.
- Freeman could become just the second Hawkeye all-time to be named the Big Ten Freshman of the Year. Jess Settles earned the honor in 1994.

A HEALTHY P-MAC

Senior Patrick McCaffery is playing his best basketball of the season and is fully healthy after suffering an ankle injury on Jan. 12 against Nebraska. Over his last six games, the forward is averaging 10.4 points -- fourth-most on the team -- on 48.6 percent shooting.

- McCaffery has reached double figures in three of the five games, including a 21-point output in Iowa's come-from-behind win over Minnesota. He made 7-of-12 field goals in 25 minutes.

COMEBACK HAWKS

The Hawkeyes trailed Minnesota 62-42 with 16:11 remaining on Feb. 11 in Iowa City. The Hawkeyes used a 16-0 run to take the lead (the first since 4-2) and Iowa outscored the Gophers, 37-15, over the final 11:43.

- The 20-point comeback was tied for the fourth largest in school history. It was Iowa's largest second-half comeback en route to a win since trailing by 22 points at Illinois in 1987).

MILESTONE WATCH

- Senior Tony Perkins became the 52nd player in program history to surpass 1,000 career points on Jan. 27 at Michigan. Perkins currently has 1,102 points as a Hawkeye, ranking 39th all-time.
- Senior Patrick McCaffery has scored 977 career points. He needs 23 points to become Iowa's 53rd member of the 1,000 point club.
- Graduate Ben Krikke has scored 1,962 points during his five-year collegiate career. He is 38 points shy of reaching 2,000 career points.

OWEN -->> SLIME

Forward Owen Freeman is the first Hawkeye freshman since Fran McCaffery's first season in Iowa City to post at least five double-doubles. Freeman has the most double-doubles since Melsahn Basabe had six in 2010-11.

FREEMAN: BLOCK-A-THON

In 26 career games, freshman Owen Freeman is already one of the best freshman shot blockers in Iowa history.

- Freeman has 48 blocks, averaging 1.8 per game, which are the second-most by a Hawkeye freshman all-time. Acie Earl holds the freshman record with 50 blocks.

PS3

Junior Payton Sandfort has...

- made at least one 3-point field goal in 23 games this season and 41 games in his career.
- made two or more 3-pointers in 21 of 26 games this season.
- made three or more 3-pointers in 13 games.
- made four or more 3 balls in eight games.
- connected on five or more 3-point field goals in four games, including a career-high six 3-pointers at Michigan.
- made five or more 3-pointers in consecutive games three times in his career (twice this season).
- 38 3-point field goals since the calendar year turned to 2024.

- made 70 3-point field goals this season, which are the sixth most by a junior in program history. He trails only Joe Wieskamp (73), Kent McCausland (74), Jordan Bohannon (79), Peter Jok (80) and Jeff Horner (86).
- attempted 452 3-point field goals in his Hawkeye career, which are the 10th-most all-time.

DIX PRODUCES

Sophomore Josh Dix has been taking advantage extended playing time over his last 12 games. The Council Bluffs, Iowa, native has started 11 of the 12 contests, where he is averaging 10.8 points, 2.3 rebounds and 2.2 assists in 28.9 minutes per game. Dix, who is the team's best defender, is shooting 53.4 percent from the field during the stretch.

- The guard was efficient, making 8-of-11 field goal attempts en route to 18 points and grabbed five rebounds in the overtime win over No. 20/21 Wisconsin. The eight field goals were a career high.
- Dix posted a career-high in back-to-back games (and reached double figures in scoring in consecutive games for the first time in his career).
- He scored a career-high 21 points on 7-of-12 shooting to go along with five assists, four rebounds and two steals on Jan. 15 at Minnesota. It came on the heels of a 16-point outing against Nebraska, where he made a career-high five 3-point field goals.
- Dix made 7-of-10 field goals en route to a 15-point scoring output in the home win over Ohio State.
- He has scored in double figures six times this season, including five times since joining the starting lineup.

3 DOUBLE-DOUBLES X 2

The Hawkeyes had three players tally double-doubles in two different games this season.

- In Iowa's 103-81 victory over UMBC on Dec. 20 -- Payton Sandfort (18 points, 10 rebounds), Ben Krikke (17 points, 12 rebounds) and Brock Harding (10 points, 12 assists) -- each posted double-doubles.
- On Jan. 12 against Nebraska, Sandfort (16 points, 10 rebounds), Owen Freeman (22 points, 10 rebounds) and Tony Perkins (11 points, 15 assists) did it for the second time in 2023-24.
- Iowa hadn't had three double-doubles in the same game since 2013 against Farleigh Dickinson (Jarrod Uthoff, Melsahn Basabe, Gabe Olasani).

PERKINS' 15 DIMES

- Senior Tony Perkins had a career-high 15 assists to go along with 11 points to notch his first career points-assists double-double (and second career double-double).
- His 15 assists are tied with B.J. Armstrong for the second-most in a single game in program history, one off the school record. They are tied for the seventh most in a game in the NCAA this season.
- Perkins is the second Hawkeye with a points-assists double-double this season and the 10th in school history.

A DOZEN DIMES

- Brock Harding was the second consecutive Hawkeye freshman to post a double-double, finishing with 10 points and a career-high 12 assists against UMBC on Dec. 20.
- Harding's 12 assists are the most by an Iowa freshman since Jordan Bohannon's 13 against TCU in the 2017 NIT. The 12 assists are tied for the eighth-most in a single game in program history.

2023-24 STATISTICS (As of 2/17)



	STAT	NCAA	BIG
W-L%	.577	147	10
SCORING	83.7	14	2
SCORING DEF.	78.3	323	13
SCORING MARGIN	+534	115	7
REBOUNDING	35.9	157	9
REBOUNDING MARGIN	-0.8	238	11
ASSISTS	17.6	13	3
ASSIST-TO RATIO	1.78	4	1
TURNOVER MARGIN	+2.6	43	5
STEALS	7.5	89	2
BLOCKED SHOTS	3.9	99	8
FG%	.478	32	2
FG% DEFENSE	.453	271	11
3FG MADE	6.4	273	11
3FG%	.336	193	10
3FG% DEFENSE	.349	273	10
FT%	.777	15	1

INDIVIDUAL (ALL GAMES)

SCORING P/GAME

Tony Perkins	15.5	222	13
Payton Sandfort	15.2	244	14

REBOUNDING P/GAME

Owen Freeman	6.6	236	13
Payton Sandfort	6.4	261	14

FIELD GOAL PERCENTAGE (MIN. 5.0 FGM/G)

Ben Krikke	.537	68	4
Tony Perkins	.462	198	8
Payton Sandfort	.459	203	10

3-POINT FIELD GOALS MADE

Payton Sandfort	70	1
-----------------	----	---

FREE THROW PERCENTAGE (MIN. 2.5 FTM/G)

Tony Perkins	.797	217	15
Ben Krikke	.742	349	17

ASSISTS P/GAME

Tony Perkins	4.2	122	8
--------------	-----	-----	---

BLOCKED SHOTS P/GAME

Owen Freeman	1.85	43	5
--------------	------	----	---

ASSIST-TO-TURNOVER RATIO (MIN. 3 AST/G AVG)

Tony Perkins	2.35	85	6
--------------	------	----	---

DOUBLE-DOUBLES

Owen Freeman	5	118	6
Payton Sandfort	3	254	13
Ben Krikke	2	353	20
Brock Harding	1	537	28
Tony Perkins	1	538	28

- The points-assists double-double was the first by a Hawkeye since Joe Toussaint in 2021.
- Harding is the 21st player with a 10+ assists game in school history.
- Owen Freeman and Harding are the first freshman duo to post a double-double in back-to-back games since Tyler Cook and Bohannon in the 2016-17 season.

KRIKKE: B1G POW

Graduate student Ben Krikke averaged 24.5 points and seven rebounds in games against No. 8 Creighton and Arkansas State to earn Big Ten Player of the Week honors on Nov. 20. The forward had back-to-back 20-point games, shooting 66 percent from the field (21-of-32). He scored 24 points at Creighton and a season-high 25 points against Arkansas State, while also finishing with nine rebounds, a career-high four steals and three blocks.

- It was Krikke's first Big Ten honor and third of his career. He was a two-time MVC Player of the Week during the 2022-23 season.

FREEMAN: B1G FOW X 8

Forward Owen Freeman is the first Hawkeye to earn back-to-back Big Ten Freshman of the Week honors and he has been recognized eight times this season (Nov. 13, Nov. 20, Dec. 4, Dec. 18, Jan. 8, Jan. 15, Jan. 29, Feb. 12) -- the most by an Iowa freshman in school history.

- Freeman has earned eight Big Ten Freshman of the Week honors; the rest of the Big Ten has five accolades.
- Freeman's eight accolades are the second most in league history, trailing only Ohio State's Jared Sullinger, who earned the distinction 12 times in the 2010-11 season.

CONSISTENT KRIKKE

Graduate Ben Krikke has scored in double figures in 18 games this season. The Canada native is third on the team, averaging 14.1 points on 53.7 percent shooting.

- Krikke ranks fourth in the Big Ten in field goal percentage (.537), eighth in field goals (146) and 15th in points (466).
- He has shot 60 percent or better from the field in 10 games and he has four games with 10 or more field goals. He made 8-of-10 field goals (80 percent) in the win over Seton Hall on Nov. 24.
- Krikke has two double-doubles -- 17 points and a season-high 12 rebounds in the win over UMBC (his first as a Hawkeye) and 19 points and 10 rebounds in a win over Rutgers. Krikke has six career double-doubles.
- He has seven 20-point games. He scored 24 points (11-of-18 shooting) at No. 8 Creighton and a season-high 25 points (10-of-14 FG), nine rebounds and four steals in the win over Arkansas State. Against UNF, Krikke scored 21 points (5-of-9) shooting -- 17 in the second half -- and went 11-for-11 from the free throw line. He netted 24 points on 8-of-15 shooting (8-of-11 FT) against Michigan, 20 points on 9-of-12 shooting against NIU, 25 points on 11-of-17 shooting in the road win at Minnesota and 22 points on 10-of-18 shooting at Penn State.

TP SHINES

Senior Tony Perkins has reached double figures in 14-of-15 Big Ten games and in all but three games this season. He had a string of five consecutive 20 point games in games against Purdue (24), Maryland (20), Michigan (24), Indiana (20) and Ohio State (20).

- In Iowa's overtime win over No. 20/21 Wisconsin, Perkins scored 16 of his 18 points in the second half and overtime. He also had four rebounds and three assists. Perkins had the game-winning lay-up with 1.3 seconds remaining to break an 86 all tie.
- Perkins scored a season-high 25 points on 8-of-14 shooting at No. 21 Wisconsin on Jan. 2. He went 2-for-2 from 3-point range and 7-of-9 from the charity stripe.
- One of Perkins best games of the season came when he was playing with a heavy heart following the death of his grandmother in late November. The Indiana native scored 21 points on 8-of-10 shooting in Iowa's 103-78 victory over North Florida on Nov. 30. He scored 12 points before the game was eight minutes old.
- Perkins has reached double figures in 23 of 26 games this season, including 13 15+ point contests. He is leading the team with a 15.5 scoring average, while leading the team in assists (108) and steals (46) and ranking fourth in rebounding (4.3). He is in the top seven in the Big Ten in scoring, steals and assists.
- Perkins has had seven or more assists in five games, including a career-high 15 against Nebraska on Jan. 12. He averages 4.2 assists per game, which ranks seventh in the Big Ten.
- The guard has 10 games this season with three or more steals.

PAYTON SANDFORT

Junior Payton Sandfort is second in scoring and is second in rebounding, averaging 15.2 points and 6.4 rebounds.

- Sandfort has six 20 point games, giving him 13 such games in his career. He scored 21 points against North Dakota in the season opener, netting 10 of Iowa's first 16 points and 13 of 21 to open the game. He also had nine rebounds.
- The forward scored 22 points on 7-of-14 shooting with four 3-pointers in the neutral site win over Seton Hall. He also grabbed nine rebounds and he finished with 25 points, making 8-of-12 field goals with five 3-pointers, in the win over Rutgers on Jan. 6.
- In a road game at Michigan, Sandfort tied a career-high with 26 points (21 in the second half), making 10-of-14 field goals and 6-of-8 3-pointers. He also had six rebounds. He followed it up with 26 points on 7-of-16 shooting with five 3s and eight rebounds at Indiana.
- In Iowa's 20-point come-from-behind win over Minnesota, Sandfort scored 21 points (12 in the second half), making 7-of-17 field goals and two 3-pointers.
- Sandfort is second on the team with three double-doubles. He tallied his first career double-double, finishing with 17 points and a career-high 12 rebounds against Alabama State. Late in the first half, he scored 12 points in a span of 111 seconds, including a four-point play. He finished with 18 points and 10 rebounds with four 3-pointers in a win over UMBC on Dec. 20 and had 16 points, 10 rebounds and five assists against Nebraska on Jan. 12.
- Sandfort has scored in double figures in 20 of the team's 26 games this season.

BIG O

Freshman Owen Freeman has been a steady contributor in his first collegiate season. The Illinois native is averaging 11 points on a team-best 64.4 percent shooting, while pulling down a team-high 6.6 rebounds (13th in B1G) and blocking a team-best 48 shots.

Head coach Fran McCaffery and the University of Iowa men's basketball program signed two student-athletes to National Letters of Intent on Nov. 8.

COOPER KOCH (pronounced KOTCH)

Forward, 6-8, 205

Peoria, Ill.

Metamora Township High School

- Transferred from Peoria Notre Dame to Metamora High School for his senior season
- Selected to the 2023 adidas Eurocamp in Treviso, Italy
- Four-star ranking by Rivals and ESPN
- Rated as the No. 71 player nationally by On3, No. 14 power forward and No. 2 player in Illinois
- Ranked as the No. 51 player nationally by 247Sports and the No. 8 power forward in the class
- Earned Illinois Basketball Coaches Association 3A first-team all-state honors as a junior after averaging 18.6 points and eight rebounds, 3.5 assists and 2.2 steals
- Was AP second-team all-state in 2022-23 and first-team All-Big 12 Conference honoree
- Honorable mention all-state and all-conference selection as a sophomore after averaging 16 points, seven rebounds, four assists, two steals and a block
- Plays for Indiana Elite on AAU circuit
- Son of former Hawkeye and NBA player J.R. Koch, who played for Iowa from 1995-99. J.R. was an NBA second round draft pick by the New York Knicks in 1999

CHRIS TADJO (Pronounced TAJ-oh)

Forward, 6-8, 220

Montreal, Quebec

NBA Academy Latin America

- Four-star recruit by On3
- Rated as the No. 66-best player in the class and the 11th-best power forward
- Attends the NBA Academy Latin America -- an elite basketball training program for top prospects from Mexico, the Caribbean, Central America, South America and Canada
- Selected as the Defensive MVP of the 2022 Basketball Without Borders (BWB) America's Camp in San Luis Potosi, Mexico
- Named a BWB Americas All-Star
- Named Most Valuable Player of the White Team at the BioSteel All-Canadian Games after posting a double-double (25 points, 16 rebounds)

- Freeman, who made his first career start on Dec. 10 against Michigan, has a pair of 20-point games and a team-best five double-doubles.
- The forward scored a career-high 22 points and grabbed 10 rebounds for his third career double-double on Jan. 12 against Nebraska. Freeman made a career-high 11 field goals (in 13 attempts), which included six dunks.
- In Iowa's 20 point come-from-behind win over Minnesota, Freeman finished with 17 points, career-highs in rebounds (14) and assists (4) and four blocks.
- Freeman was spectacular in Iowa's 88-86 overtime victory over No. 20/21 Wisconsin, posting his fifth double-double. He finished with 20 points, 12 rebounds, a career high six assists and four blocks. He was 6-for-6 from the field and 8-of-11 from the free throw line.
- Freeman has reached double digits in 14 games this season, including 10 games since joining the starting lineup on Dec. 10. He scored 16 points on 6-of-8 shooting in the win over North Florida. He had five rebounds, five blocks (three in the matter of seconds on a single possession) and three steals in the game. His block effort was the No. 4 play of the day on SportCenter's Top 10 plays.
- His five blocks were the most for the program since Keegan Murray had five blocks against Longwood in 2021.
- The forward became the first Hawkeye freshman since Joe Wieskamp in 2018 to notch a double-double when he finished with 14 points and 11 rebounds in the victory over Florida A&M on Dec. 16. He recorded his second double-double at Wisconsin, finishing with 14 points and 13 rebounds.
- Freeman has three or more blocks in 10 games this season and seven or more rebounds 12 times. He is fifth in the Big Ten and 43rd nationally with 48 blocks.

P-MAC: 2-2

- Senior Patrick McCaffery has a pair of 20-point scoring outputs -- in games two and 24 this season. The forward scored 21 points on 7-of-12 shooting off the bench in Iowa's come-from-behind win over Minnesota. It was his seventh career 20-point contest.
- McCaffery scored a season-high 22 points on 7-of-12 shooting against Alabama State on Nov. 10. He scored eight of Iowa's first 12 points and 10 of the first 16 over the first 7 1/2 minutes.
 - McCaffery has scored in double digits in three of the last five games. He netted 10 points, going 8-for-8 from the free throw line, in the 79-77 home win over Ohio State on Feb. 2. He made all four of his free throws in the final minute. McCaffery had an 11-point outing in the road loss at Penn State.
 - On the year, he has missed three games (Rutgers, at Minnesota, Purdue) because of illness/injury.
 - The Iowa City, Iowa, native has scored in double digits 12 times, including three games with 15+ points.

20 POINTERS

The Hawkeyes have had six players account for 25 20-point games during the 2023-24 season -- Ben Krikke (24 at Creighton, 25 vs. Arkansas State, 21 vs. UNF, 24 vs. Michigan, 20 vs. NIU, 25 at Minnesota, 22 at Penn State), Payton Sandfort (21 vs. UND, 22 vs. Seton Hall, 24 vs. Rutgers, 26 at Michigan, 26 at Indiana, 21 vs. Minnesota), Patrick McCaffery (22 vs. Alabama State, 21 vs. Minnesota), Tony Perkins (21 vs. UNF, 23 vs. UMBC, 25 at Wisconsin, 24 vs. Purdue, 20 vs. Maryland, 24 at Michigan, 22 at Indiana, 20 vs. Ohio State), Owen Freeman (22 vs. Nebraska, 20 vs. Wisconsin) and Josh Dix (21 at Minnesota).

SHARE & TAKE CARE

- The Hawkeyes are third in the Big Ten and 13th nationally, averaging 17.6 assists per game. Iowa has had 20 or more assists in nine games this season, including a season-high 33 in the win over UMBC and 30 (on 35 field goals) in the victory over Nebraska. The 33 assists are tied for the second most in a single game in school history.
- Iowa is 8-1 this season when handing out 20 or more assists.
 - On the flip side, Iowa averages 9.9 turnovers per game -- second-fewest in the Big Ten and 29th nationally. The team has committed 10 or fewer turnovers in 15 games (9-6 record), including a season-low three turnovers at Indiana, which are tied for the fewest of the Fran McCaffery era.
 - Iowa's 1.78 assist-to-turnover ratio is first in the Big Ten and ranks fourth nationally.

3 IS FOR ME

- The Hawkeyes have made 167 3-point field goals in 26 games, averaging 6.4 makes per contest. Eleven different players have made at least one 3-pointer.
- Iowa is 7-1 when making at least eight 3-point field goals this season.
 - The Hawkeyes made a season-high 15 3-pointers (in a season high 35 attempts) in the home victory over Nebraska on Jan. 12. Iowa has made 10 or more 3s in three games.
 - Junior Payton Sandfort has a team-leading 70 3-pointers (in 187 attempts) to lead the conference. The forward has eight games with four or more 3-pointers this season and 14 such games in his career.
 - Sandfort has made at least two three pointers in 21 games this season.

AT THE LINE

- The Hawkeyes get to the free throw line early and often under head coach Fran McCaffery and the team routinely makes more free throws than its opponents attempt.
- The team has made more free throws than its opponent has attempted in nine games this season.
 - The Hawkeyes are averaging 15.8 makes at the free throw line this season, while shooting 77.7 percent -- the best mark in the league and the 15th-best in the NCAA.
 - Iowa attempted a season-high 46 free throws (made 32) against Arkansas State. The 46 attempts are the third-most in the McCaffery era.
 - The Hawkeyes are 9-1 this season when attempting 20 or more free throws

IT'S THE NEWCOMERS

- Iowa's newcomers have accounted for 854 points -- 39.3 percent of the team's scoring -- this season.
- Iowa's four freshmen account for 22 percent of Iowa's points in 2023-24, scoring a combined 478 points.
 - Graduate transfer Ben Krikke has reached double figures in 18 games, where he is averaging 14.1 points on 53.7 percent shooting.
 - Freshman Owen Freeman is averaging 11 points and leading the team in rebounding (6.6) and blocks (48). He is shooting a team-best 64.4 percent from the floor.
 - Brock Harding scored a career-high 10 points in back-to-back games and notched his first career double-double against UMBC. Ladji Dembele scored a career-best nine points against FAMU on Dec. 16 and Pryce Sandfort had a career-best 12 points against NIU on Dec. 29.

BY THE NUMBERS

	All Games	Big Ten	Home Games	Away Games	Neutral Games	Iowa Wins	Iowa Losses
Record	15-11	7-8	11-3	2-7	2-1	15-0	0-11
Points	83.7	78.7	89.9	75.1	80.0	92.6	71.5
Opp. Pts.	78.3	80.7	77.6	83.1	67.7	74.8	83.2
FG%	.478	.469	.492	.455	.481	.515	.426
FG% Def.	.453	.471	.444	.495	.381	.425	.494
3PT%	.336	.332	.346	.331	.309	.370	.288
3PT% Def.	.349	.340	.374	.333	.274	.345	.355
FT%	.777	.800	.779	.797	.719	.779	.773
REB	35.9	32.5	37.3	31.7	42.3	38.6	32.3
ASST	17.6	15.7	19.2	15.2	17.3	20.4	13.8
TO	9.9	10.0	8.4	11.1	13.3	9.0	11.2
STL	7.5	6.5	8.1	6.9	6.3	8.2	6.5
BLK	3.9	3.5	4.1	3.6	4.0	4.5	3.2

IMPACT TRANSFER

The Hawkeyes added an impact transfer to the roster in Valparaiso transfer Ben Krikke. The Edmonton, Alberta, Canada, native was a first-team All-MVC selection in 2022-23 after leading the Missouri Valley Conference at 19.4 points per game overall and 21 points in conference play. Krikke shot 55.2 percent from the field and 79.6 percent from the free throw stripe, while averaging 5.9 rebounds and 2.1 assists per game.

- Krikke is averaging 14.1 points with seven 20-point contests. He has made eight or more field goals in eight contests and 10 or more in four games, including 11 field goals (on 18 attempts) in the road game at No. 8 Creighton and 11-of-17 in the road win at Minnesota.
- For his career, Krikke has scored in double figure in 100 (of 148) career games, which includes 31 20-point games. He has scored 1,962 career points (13.3 career avg.), shooting 54 percent from the field and 79.4 percent from the charity stripe.

P, P & P

- The Hawkeyes' three Ps -- Patrick, Payton and Perkins -- have combined to start 164 games in their collegiate careers and appear in 324 career games.

WHO'S NEXT?

Head coach Fran McCaffery has coached seven players to first-team All-Big Ten selection in eight of the last 10 years.

FOREIGN IMPACT

Iowa went 3-0 during its foreign trip with victories over the Paris, Valencia and Barcelona All-Stars. The Hawkeyes averaged 127 points per game in the three victories, shooting 48.4 percent from the field and 38.2 percent from 3-point range.

- Payton Sandfort (19 points, 11 rebounds) and Ben Krikke (16.3 points, 11.7 rebounds) averaged double-doubles, while Tony Perkins (16.3 points), Dasonte Bowen (12.3 points), Brock Harding (11.3 points), Josh Dix (11 points), and Owen Freeman (10.3 points) all averaged in double figures. Freeman pulled down a team-best 12.3 rebounds per game.

WELCOME HOME

Senior Even Brauns returns to his hometown to fulfill a lifelong dream of playing for the Hawkeyes. The center spent the past three years at Belmont University in Nashville, where he played in 92 career games with 31 starts. Brauns averaged seven points and 5.3 rebounds during his junior season with the Bruins.

- Brauns played at both Iowa City Regina and Iowa City West High Schools as a prep. He was an all-state player as a senior after averaging 15.6 points and 7.3 rebounds as a senior. He played his junior season as a teammate of Patrick McCaffery.

MR. BASKETBALLS

Two Hawkeye freshmen -- Brock Harding and Pryce Sandfort -- were named their state's Mr. Basketball in 2023.

- Harding, who scored 1,889 points in his prep career, earned Illinois Mr. Basketball honors after averaging 18.4 points and 5.7 assists at Moline High School. He is the first Western Big Six player to earn the distinction since 2011 (Chasson Randle, Stanford). Other recent past winners include: Braden Huff, E.J. Liddell, Jalen Brunson, Jabari Parker and Jahlil Okafor.
- Harding is the second Mr. Basketball in the state of Illinois to become a Hawkeye, joining Ed Horton (1985-89).
- Sandfort earned Iowa's Mr. Basketball honors after averaging 24.9 points, 11 rebounds, 2.8 assists, 2.7 blocks and 1.7 steals at Waukee Northwest High School. The forward led Class 4A in points, blocks, field goals made, 3-pointers made, free throws made and defensive rebounds.
- Sandfort is the first Mr. Basketball to join the Hawkeye program since Joe Wieskamp, who earned the distinction in 2018.

FAMILY BUSINESS

Iowa will have a set of brothers on the roster for the fifth straight year in 2023-24. Payton and Pryce Sandfort follow Connor and Patrick McCaffery, who were Hawkeye teammates from 2019-23.

TEAMMATES AGAIN

- Patrick McCaffery and Even Brauns reunite after being prep teammates at Iowa City West High School. Brauns spent the past three seasons at Belmont University.
- Payton and Pryce Sandfort were teammates at Waukee High School. Pryce played his final two prep seasons at Waukee Northwest High School.

- Brock Harding and Owen Freeman remain teammates in Iowa City. The duo won a state title at Moline High School in 2023.

- Dasonte Bowen and Carter Kingsbury were teammates at the Brewster Academy in New Hampshire.

BACK-TO-BACK FIRST ROUNDERS

The Hawkeyes have had a first round NBA Draft pick in consecutive seasons for the second time in program history.

- Keegan Murray was selected fourth overall by the Sacramento Kings -- the highest pick in program history -- during the 2022 NBA Draft and Kris Murray was taken 23rd overall in the 2023 NBA Draft by the Portland Trailblazers.
- John Johnson was selected by Cleveland in 1970 and Seattle picked Fred Brown in 1971. (B.J. Armstrong and Roy Marble were both first round picks in the 1989 NBA Draft.

HAWKEYE FASTBREAKS

- Iowa is 159-31 when scoring 80 points or more, the last 14 seasons. The Hawkeyes are 95-3 when holding opponents to fewer than 61 points, the last 13 years.

IOWA HISTORY

Iowa has played 2,967 games since beginning basketball in 1902. Iowa's overall record is 1,754-1,213 (.591). Iowa's 1,754 wins are 38th most among Division I programs. That includes a 1,122-384 (.745) record in home games, a 632-829 (.433) record in contests away from Iowa City, an 833-829 (.502) mark in Big Ten games and a 526-158 (.769) record in Carver-Hawkeye Arena.

IOWA VS. RANKED TEAMS

The Hawkeyes are 1-4 against AP ranked opponents in 2023-24, dropping road games at No. 8 Creighton in the Gavitt Tipoff Games, at No. 4 Purdue, at No. 21 Wisconsin and at home against No. 2 Purdue before downing No. 20 Wisconsin, 88-86 in overtime, on Feb. 17.

- Iowa went 3-2 in such games in 2022-23 with wins over No. 15 Indiana (home), No. 20 Iowa State (home) and No. 15 Indiana (away).
- Below are Iowa's most recent victories over nationally-ranked opponents:

At Home:

88-86 (OT) over No. 20 Wisconsin, 2/17/23
 91-89 over No. 15 Indiana, 1/5/23
 75-56 over No. 20 Iowa State, 12/8/22
 77-73 over No. 25 Wisconsin, 3/4/21
 79-66 over No. 25 Rutgers, 2/10/21

On the Road:

90-68 over No. 15 Indiana, 2/28/23
 75-62 over No. 18 Ohio State, 2/19/22
 73-57 over No. 4 Ohio State, 2/28/21
 77-62 over No. 21 Wisconsin, 2/18/21
 77-75 over No. 14 Rutgers, 1/2/21

Neutral Court:

75-66 over No. 9 Purdue, 3/13/22
 72-61 over No. 12 Texas Tech, 11/28/19
 79-72 over No. 22 Cincinnati, 3/22/19
 77-69 over No. 13 Oregon, 11/15/18

HAWK TALK WITH COACH MCCAFFERY

Hawk Talk with Fran McCaffery, presented by Hyatt Regency, is the weekly radio show of Iowa's head men's basketball show. Hosted by Gary Dolphin and Bob Hansen, Hawk Talk is 90 minutes (7-8:30 p.m. (CT) of discussion on Hawkeye basketball. It is held at the Hyatt Regency in Coralville.

2023-24 IOWA MEN'S BASKETBALL



#5 **DASONTE BOWEN**
G • 6-2 • 183 • So.
Boston, Mass.
Brewster Academy (N.H.)

SEASON HIGHS

Points.....	17 vs. Arkansas State, 11/17/23
FGM.....	5 vs. Northern Illinois, 12/29/23
FGA.....	8, 4X, last at Wisconsin, 1/2/24
3-PT FGM.....	1, 4X, last vs. Northern Illinois, 12/29/23
3-PT FGA.....	3, 2X, last vs. Northern Illinois, 12/29/23
FTM.....	9 vs. Arkansas State, 11/17/23
FTA.....	10 vs. Arkansas State, 11/17/23
REB.....	3, 2X, last vs. Oklahoma, 11/23/23
AST.....	5, 3X, last vs. Michigan, 12/10/23
STL.....	3 vs. Arkansas State, 11/17/23
BLK.....	1 vs. Florida A&M, 12/16/23
MIN.....	29 vs. Arkansas St., 11/17/23

CAREER HIGHS

Points.....	17 vs. Arkansas State, 11/17/23
FGM.....	5, 2X, last vs. Northern Illinois, 12/29/23
FGA.....	8, 4X, last at Wisconsin, 1/2/24
3-PT FGM.....	2 vs. Eastern Illinois, 12/21/22
3-PT FGA.....	3, 3X, last vs. Northern Illinois, 12/29/23
FTM.....	9 vs. Arkansas State, 11/17/23
FTA.....	10 vs. Arkansas State, 11/17/23
REB.....	4 vs. Wisconsin, 12/11/22
AST.....	5, 3X, last vs. Michigan, 12/10/23
STL.....	3 vs. Arkansas State, 11/17/23
BLK.....	1, 2X, last vs. Florida A&M, 12/16/23
MIN.....	29 vs. Arkansas State, 11/17/23

Opponent	Date	GS	MIN	Total		3-Pointers		Free throws		Rebounds				PF	A	TO	BLK	STL	PTS	AVG
				FG-FGA	PCT	3FG-3FGA	PCT	FT-FTA	PCT	OFF	DEF	TOT	AVG							
North Dakota	11/07/2023	*	21:43	4-6	.667	1-2	.500	3-3	1.000	1	2	3	3.0	1	5	0	0	2	12	12.0
Alabama St.	11/10/2023	*	18:21	1-6	.167	0-3	.000	0-0	.000	1	1	2	2.5	2	5	0	0	0	2	7.0
at Creighton	11/14/2023	*	25:25	1-6	.167	0-0	.000	0-0	.000	0	1	1	2.0	2	4	1	0	0	2	5.3
Arkansas St.	11/17/2023	*	28:56	4-5	.800	0-0	.000	9-10	.900	0	2	2	2.0	3	3	0	0	3	17	8.3
vs Oklahoma	11/23/2023	*	24:09	3-8	.375	0-1	.000	1-2	.500	3	0	3	2.2	3	1	2	0	1	7	8.0
vs Seton Hall	11/24/2023	*	15:15	1-1	1.000	0-0	.000	1-1	1.000	0	1	1	2.0	2	2	1	0	0	3	7.2
North Florida	11/29/2023	*	17:20	2-4	.500	1-2	.500	4-4	1.000	1	0	1	1.9	1	3	0	0	1	9	7.4
at Purdue	12/04/2023	*	13:01	1-3	.333	1-1	1.000	0-0	.000	1	0	1	1.8	1	4	1	0	0	3	6.9
at Iowa St.	12/07/2023		20:46	3-8	.375	0-1	.000	7-7	1.000	1	1	2	1.8	4	4	1	0	1	13	7.6
Michigan	12/10/2023		12:33	0-1	.000	0-0	.000	0-0	.000	1	1	2	1.8	2	5	1	0	0	0	6.8
vs Florida A&M	12/16/2023		14:21	3-5	.600	0-1	.000	1-2	.500	1	1	2	1.8	1	2	1	1	0	7	6.8
UMBC	12/20/2023		15:05	1-7	.143	0-1	.000	0-0	.000	2	0	2	1.8	0	1	0	0	0	2	6.4
NIU	12/29/2023		12:56	5-8	.625	1-3	.333	4-5	.800	1	0	1	1.8	1	2	1	0	1	15	7.1
at Wisconsin	01/02/2024		13:28	3-8	.375	0-0	.000	0-1	.000	1	1	2	1.8	2	1	1	0	0	6	7.0
Rutgers	01/06/2024		17:60	1-5	.200	0-0	.000	2-2	1.000	0	2	2	1.8	3	1	2	0	1	4	6.8
Nebraska	01/12/2024		02:43	0-1	.000	0-1	.000	0-0	.000	0	0	0	1.7	0	0	0	0	0	0	6.4
at Minnesota	01/15/2024		13:22	1-2	.500	0-0	.000	0-0	.000	0	2	2	1.7	0	3	0	0	1	2	6.1
Purdue	01/20/2024		07:28	0-0	.000	0-0	.000	0-0	.000	0	1	1	1.7	0	0	1	0	0	0	5.8
Maryland	01/24/2024		09:45	0-0	.000	0-0	.000	0-0	.000	0	1	1	1.6	2	2	1	0	0	0	5.5
at Michigan	01/27/2024		05:42	1-2	.500	0-0	.000	1-1	1.000	0	0	0	1.6	0	0	0	0	0	3	5.4
at Indiana	01/30/2024		03:25	0-1	.000	0-0	.000	0-0	.000	0	0	0	1.5	0	0	0	0	0	0	5.1
Ohio St.	02/02/2024		04:45	1-1	1.000	0-0	.000	0-1	.000	0	0	0	1.4	0	0	1	0	0	2	5.0
at Penn St.	02/08/2024		07:56	0-2	.000	0-2	.000	0-0	.000	0	0	0	1.3	2	1	0	0	0	0	4.7
Minnesota	02/11/2024		03:49	0-1	.000	0-0	.000	0-0	.000	0	0	0	1.3	1	0	0	0	0	0	4.5
at Maryland	02/14/2024		04:34	0-0	.000	0-0	.000	0-0	.000	1	0	1	1.3	0	0	1	0	0	0	4.4
Totals		8	334:48	36-91	.396	4-18	.222	33-39	.846	15	17	32	1.3	33	49	16	1	11	109	4.4

CAREER STATISTICS

YEAR	G/GS	FG-A	PCT	3-PT	PCT	FT-A	PCT	REB	AVG	PF-FO	AST	TO	BLK	STL	PTS	AVG
Fresh.	26/1	29-61	.475	4-11	.364	19-28	.679	23	0.9	26-0	26	25	1	7	81	3.1
Soph.	25/8	36-91	.396	4-18	.222	33-39	.846	32	1.3	33-0	49	16	1	11	109	4.4
TOTALS	51/9	65-152	.428	8-29	.276	52-67	.776	55	1.1	59-0	75	41	2	18	190	3.7



#0 **EVEN BRAUNS**
C • 6-9 • 245 • Sr.
Iowa City, Iowa
Iowa City West High School
Belmont

SEASON HIGHS

Points.....	4 vs. Maryland, 1/24/24
FGM.....	2 vs. Maryland, 1/24/24
FGA.....	2 vs. Maryland, 1/24/24
3-PT FGM.....	--
3-PT FGA.....	--
FTM.....	--
FTA.....	--
REB.....	4 vs. Florida A&M, 12/16/13
AST.....	1, 2X, last vs. Purdue, 1/10/24
STL.....	1, 2X, last vs. Northern Illinois, 12/29/23
BLK.....	2 at Purdue, 12/4/23
MIN.....	9 vs. Purdue, 1/20/24

CAREER HIGHS

Points.....	19 vs. Bethel, 12/18/21
FGM.....	7 vs. Bethel, 12/18/21
FGA.....	9, 2X, last vs. Illinois State, 2/4/23
3-PT FGM.....	--
3-PT FGA.....	2 vs. Missouri State, 2/8/23
FTM.....	6 vs. Illinois State, 2/4/23
FTA.....	7 vs. Drake, 1/29/23
REB.....	12 vs. Illinois State, 2/4/23
AST.....	3 vs. Indiana State, 2/22/23
STL.....	3, 2X, last at Chattanooga, 12/18/22
BLK.....	7 vs. Murray State, 1/17/23
MIN.....	32 vs. Illinois State, 2/4/23

Opponent	Date	GS	MIN	Total		3-Pointers		Free throws		Rebounds				PF	A	TO	BLK	STL	PTS	AVG
				FG-FGA	PCT	3FG-3FGA	PCT	FT-FTA	PCT	OFF	DEF	TOT	AVG							
Alabama St.	11/10/2023		03:21	1-1	1.000	0-0	.000	0-0	.000	0	2	2	2.0	1	0	0	0	0	0	2.0
North Florida	11/29/2023		01:27	0-0	.000	0-0	.000	0-0	.000	0	0	0	1.0	0	0	0	0	0	0	1.0
at Purdue	12/04/2023		03:37	0-0	.000	0-0	.000	0-0	.000	1	0	1	1.0	3	1	0	2	0	0	0.7
at Iowa St.	12/07/2023		05:23	0-0	.000	0-0	.000	0-0	.000	1	2	3	1.5	1	0	1	0	0	0	0.5
Michigan	12/10/2023		04:43	1-1	1.000	0-0	.000	0-0	.000	0	0	0	1.2	0	0	0	0	0	2	0.8
vs Florida A&M	12/16/2023		06:36	0-0	.000	0-0	.000	0-0	.000	0	4	4	1.7	4	0	3	1	1	0	0.7
UMBC	12/20/2023		01:37	1-1	1.000	0-0	.000	0-0	.000	0	0	0	1.4	0	0	0	0	0	2	0.9
NIU	12/29/2023		05:00	0-0	.000	0-0	.000	0-0	.000	1	0	1	1.4	0	0	0	1	1	0	0.8
at Wisconsin	01/02/2024		01:40	0-0	.000	0-0	.000	0-0	.000	0	0	0	1.2	1	0	0	0	0	0	0.7
Rutgers	01/06/2024		01:15	0-0	.000	0-0	.000	0-0	.000	0	0	0	1.1	2	0	1	0	0	0	0.6
Nebraska	01/12/2024		03:16	0-0	.000	0-0	.000	0-0	.000	0	2	2	1.2	1	0	0	0	0	0	0.5
at Minnesota	01/15/2024		04:08	0-0	.000	0-0	.000	0-0	.000	0	0	0	1.1	2	0	0	0	0	0	0.5
Purdue	01/20/2024		08:31	0-0	.000	0-0	.000	0-0	.000	0	0	0	1.0	2	1	0	0	0	0	0.5
Maryland	01/24/2024		07:16	2-2	1.000	0-0	.000	0-0	.000	1	2	3	1.1	1	0	0	0	0	4	0.7
at Michigan	01/27/2024		00:19	0-0	.000	0-0	.000	0-0	.000	0	0	0	1.1	0	0	0	0	0	0	0.7
at Penn St.	02/08/2024		02:46	0-0	.000	0-0	.000	0-0	.000	0	1	1	1.1	1	0	0	0	0	0	0.6
Wisconsin	02/17/2024		00:24	0-0	.000	0-0	.000	0-0	.000	0	0	0	1.0	1	0	0	0	0	0	0.6
Totals		0	61:20	5-5	1.000	0-0	.000	0-0	.000	4	13	17	1.0	20	2	5	4	2	10	0.6

CAREER STATISTICS

YEAR	G/GS	FG-A	PCT	3-PT	PCT	FT-A	PCT	REB	AVG	PF-FO	AST	TO	BLK	STL	PTS	AVG
Fresh.	30/0	51-91	.560	0-1	.000	17-22	.773	65	2.2	37-0	8	15	14	3	119	4.0
Soph.	31/1	32-57	.561	0-1	.000	9-16	.563	51	1.7	20-0	9	15	14	10	73	2.4
Junior	31/30	88-151	.583	0-7	.000	42-61	.689	165	5.3	76-1	36	26	42	16	218	7.0
Senior	17/0	5-5	1.000	0-0	.000	0-0	.000	17	1.0	20-0	2	5	4	2	10	0.6
TOTALS	109/31	176-304	.579	0-9	.000	68-99	.687	298	2.7	153-1	55	61	74	31	420	3.9



2023-24 IOWA MEN'S BASKETBALL



#10 JOVONE CATER
G • 6-2 • 180 • Sr.
Far Rockaway, N.Y.
Holy Cross

Opponent	Date	GS	MIN	Total		3-Pointers		Free throws		Rebounds				PF	A	TO	BLK	STL	PTS	AVG
				FG-FGA	PCT	3FG-3FGA	PCT	FT-FTA	PCT	OFF	DEF	TOT	AVG							
North Dakota	11/07/2023		01:57	0-0	.000	0-0	.000	0-0	.000	0	0	0	0.0	0	0	0	0	0	0	0.0
Alabama St.	11/10/2023		01:43	0-1	.000	0-0	.000	0-0	.000	0	1	1	0.5	1	0	0	0	0	0	0.0
vs Florida A&M	12/16/2023		04:52	0-1	.000	0-0	.000	0-0	.000	0	1	1	0.7	0	0	1	0	1	0	0.0
NIU	12/29/2023		03:00	0-2	.000	0-2	.000	0-0	.000	0	0	0	0.5	0	0	0	0	0	0	0.0
Totals		0	11:32	0-4	.000	0-2	.000	0-0	.000	0	2	2	0.5	1	0	1	0	1	0	0.0

SEASON HIGHS

Points.....
FGM.....
FGA.....2 vs. Northern Illinois, 12/29/23
3-PT FGM.....
3-PT FGA.....2 vs. Northern Illinois, 12/29/23
FTM.....
FTA.....
REB.....1, 2X, last vs. Florida A&M, 12/16/23
AST.....
STL.....1 vs. Florida A&M, 12/16/23
BLK.....
MIN.....5 vs. Florida A&M, 12/16/23

CAREER HIGHS

Points.....
FGM.....
FGA.....2 vs. Northern Illinois, 12/29/23
3-PT FGM.....
3-PT FGA.....2 vs. Northern Illinois, 12/29/23
FTM.....
FTA.....
REB.....1, 2X, last vs. Florida A&M, 12/16/23
AST.....
STL.....1 vs. Florida A&M, 12/16/23
BLK.....
MIN.....5 vs. Florida A&M, 12/16/23

CAREER STATISTICS

YEAR	G/GS	FG-A	PCT	3-PT	PCT	FT-A	PCT	REB	AVG	PF-FO	AST	TO	BLK	STL	PTS	AVG
Sr.	4/0	0-4	.000	0-2	.000	0-0	.000	2	0.5	1-0	0	1	0	1	0	0.0



#13 LADJI DEMBELE
F • 6-8 • 250 • Fr.
Newark, N.J.
St. Benedict's Prep

Opponent	Date	GS	MIN	Total		3-Pointers		Free throws		Rebounds				PF	A	TO	BLK	STL	PTS	AVG
				FG-FGA	PCT	3FG-3FGA	PCT	FT-FTA	PCT	OFF	DEF	TOT	AVG							
North Dakota	11/07/2023		15:18	3-5	.600	2-3	.667	0-0	.000	0	1	1	1.0	1	0	0	0	1	8	8.0
Alabama St.	11/10/2023		14:17	1-2	.500	0-1	.000	0-2	.000	1	3	4	2.5	2	0	1	0	1	2	5.0
at Creighton	11/14/2023		13:59	3-4	.750	2-2	1.000	0-0	.000	0	2	2	2.3	1	2	0	0	0	8	6.0
Arkansas St.	11/17/2023		08:21	0-0	.000	0-0	.000	0-0	.000	0	1	1	2.0	0	1	0	0	1	0	4.5
vs Oklahoma	11/23/2023		11:36	0-1	.000	0-1	.000	2-2	1.000	1	2	3	2.2	1	1	3	1	0	2	4.0
vs Seton Hall	11/24/2023		13:18	1-3	.333	0-1	.000	0-0	.000	0	3	3	2.3	2	0	0	0	0	2	3.7
North Florida	11/29/2023		13:36	0-2	.000	0-0	.000	1-2	.500	0	1	1	2.1	3	1	2	0	0	1	3.3
at Purdue	12/04/2023		10:15	0-2	.000	0-1	.000	0-0	.000	1	0	1	2.0	1	0	1	0	0	0	2.9
at Iowa St.	12/07/2023		13:29	0-3	.000	0-2	.000	0-0	.000	0	1	1	1.9	0	0	0	0	1	0	2.6
Michigan	12/10/2023		11:51	1-4	.250	0-1	.000	0-0	.000	2	1	3	2.0	4	1	1	0	1	2	2.5
vs Florida A&M	12/16/2023		14:08	4-5	.800	1-2	.500	0-0	.000	1	2	3	2.1	2	0	0	0	3	9	3.1
NIU	12/29/2023		08:20	0-0	.000	0-0	.000	0-2	.000	0	2	2	2.1	2	0	1	2	0	0	2.8
at Wisconsin	01/02/2024		07:44	0-1	.000	0-1	.000	0-0	.000	0	1	1	2.0	2	0	0	0	0	0	2.6
Rutgers	01/06/2024		09:08	0-2	.000	0-0	.000	0-0	.000	0	1	1	1.9	2	1	0	0	0	0	2.4
Nebraska	01/12/2024		04:26	0-0	.000	0-0	.000	0-0	.000	0	0	0	1.8	2	0	1	0	0	0	2.3
at Minnesota	01/15/2024		14:33	0-2	.000	0-1	.000	0-0	.000	1	5	6	2.1	4	0	1	1	2	0	2.1
Purdue	01/20/2024		14:35	1-4	.250	0-1	.000	0-1	.000	1	4	5	2.2	3	0	3	0	0	2	2.1
at Michigan	01/27/2024		10:52	1-2	.500	0-1	.000	0-0	.000	1	0	1	2.2	3	0	0	1	0	2	2.1
at Indiana	01/30/2024		14:59	0-4	.000	0-2	.000	0-0	.000	1	3	4	2.3	4	0	0	0	1	0	2.0
Ohio St.	02/02/2024		19:43	1-2	.500	0-0	.000	0-0	.000	3	2	5	2.4	4	0	1	1	1	2	2.0
at Penn St.	02/08/2024		10:56	0-1	.000	0-1	.000	0-0	.000	1	2	3	2.4	1	2	2	0	1	0	1.9
Minnesota	02/11/2024		02:27	0-0	.000	0-0	.000	0-0	.000	0	0	0	2.3	0	0	1	0	0	0	1.8
at Maryland	02/14/2024		05:27	1-2	.500	0-0	.000	0-0	.000	1	0	1	2.3	3	0	0	1	0	2	1.8
Wisconsin	02/17/2024		08:32	1-1	1.000	0-0	.000	0-0	.000	0	0	0	2.2	2	0	1	0	0	2	1.8
Totals		0	271:50	18-52	.346	5-21	.238	3-9	.333	15	37	52	2.2	49	9	19	7	13	44	1.8

SEASON HIGHS

Points.....9 vs. Florida A&M, 12/16/23
FGM.....4 vs. Florida A&M, 12/16/23
FGA.....5, 2x, last vs. Florida A&M, 12/16/23
3-PT FGM.....2, 2X, last vs. Creighton, 11/14/23
3-PT FGA.....3 vs. North Dakota, 11/7/23
FTM.....2 vs. Oklahoma, 11/23/23
FTA.....2, 4X, last vs. Northern Illinois, 12/29/23
REB.....6 at Minnesota, 1/15/24
AST.....2, 2X, last at Penn State, 2/8/24
STL.....3 vs. Florida A&M, 12/16/23
BLK.....2 vs. Northern Illinois, 12/29/23
MIN.....20, vs. Ohio State, 2/2/24

CAREER HIGHS

Points.....9 vs. Florida A&M, 12/16/23
FGM.....4 vs. Florida A&M, 12/16/23
FGA.....5, 2x, last vs. Florida A&M, 12/16/23
3-PT FGM.....2, 2X, last vs. Creighton, 11/14/23
3-PT FGA.....3 vs. North Dakota, 11/7/23
FTM.....2 vs. Oklahoma, 11/23/23
FTA.....2, 4X, last vs. Northern Illinois, 12/29/23
REB.....6 at Minnesota, 1/15/24
AST.....2, 2X, last at Penn State, 2/8/24
STL.....3 vs. Florida A&M, 12/16/23
BLK.....2 vs. Northern Illinois, 12/29/23
MIN.....20, vs. Ohio State, 2/2/24

CAREER STATISTICS

YEAR	G/GS	FG-A	PCT	3-PT	PCT	FT-A	PCT	REB	AVG	PF-FO	AST	TO	BLK	STL	PTS	AVG
Fresh.	24/0	18-52	.346	5-21	.238	3-9	.333	52	2.2	49-0	9	19	7	13	44	1.8



2023-24 IOWA MEN'S BASKETBALL



#4 JOSH DIX
G • 6-5 • 200 • Soph.
Council Bluffs, Iowa
Council Bluffs High School

SEASON HIGHS

Points.....	21 at Minnesota, 1/15/24
FGM	8 vs. Wisconsin, 2/17/24
FGA	12 at Minnesota, 1/15/24
3-PT FGM	5 vs. Nebraska, 1/12/24
3-PT FGA	7 vs. Nebraska, 1/12/24
FTM	5, 2X, last at Minnesota, 1/15/24
FTA	6 vs. Arkansas State, 11/17/23
REB	5, 2X, last vs. Wisconsin, 2/17/24
AST	7 vs. Purdue, 1/20/24
STL	2, 3X, last vs. Purdue, 1/20/24
BLK	2, 2X, last at Michigan, 1/27/24
MIN	37:44 vs. Wisconsin, 2/17/24

CAREER HIGHS

Points.....	21 at Minnesota, 1/15/24
FGM	8 vs. Wisconsin, 2/17/24
FGA	12 at Minnesota, 1/15/24
3-PT FGM	5 vs. Nebraska, 1/12/24
3-PT FGA	7 vs. Nebraska, 1/12/24
FTM	5, 2X, last at Minnesota, 1/15/24
FTA	6 vs. Arkansas State, 11/17/23
REB	5, 3X, last vs. Wisconsin, 2/17/24
AST	5, 3X, last at Minnesota, 1/15/24
STL	2, 2X, last at Minnesota, 1/15/24
BLK	2, 2X, last at Michigan, 1/27/24
MIN	37:44 vs. Wisconsin, 2/17/24

Opponent	Date	GS	MIN	Total		3-Pointers		Free throws		Rebounds				PF	A	TO	BLK	STL	PTS	AVG	
				FG-FGA	PCT	3FG-3FGA	PCT	FT-FTA	PCT	OFF	DEF	TOT	AVG								
North Dakota	11/07/2023		21:09	2-3	.667	0-0	.000	0-0	.000	0	2	2	2.0	2	1	0	0	1	4	4.0	
Alabama St.	11/10/2023		17:30	3-4	.750	1-2	.500	0-0	.000	1	2	3	2.5	0	3	0	0	1	7	5.5	
at Creighton	11/14/2023		18:00	0-1	.000	0-0	.000	0-0	.000	0	3	3	2.7	1	2	1	0	0	0	3.7	
Arkansas St.	11/17/2023		18:48	2-2	1.000	1-1	1.000	5-6	.833	1	4	5	3.3	1	0	0	1	0	10	5.3	
vs Oklahoma	11/23/2023		15:51	1-3	.333	1-2	.500	0-0	.000	0	0	0	2.6	0	1	0	0	0	3	4.8	
vs Seton Hall	11/24/2023		20:21	3-4	.750	1-1	1.000	2-2	1.000	0	3	3	2.7	2	1	0	0	1	9	5.5	
North Florida	11/29/2023		16:47	3-4	.750	1-2	.500	0-0	.000	0	3	3	2.7	0	4	1	1	0	7	5.7	
at Purdue	12/04/2023		12:32	1-3	.333	0-2	.000	0-0	.000	0	2	2	2.6	2	1	0	0	0	2	5.3	
at Iowa St.	12/07/2023	*	11:52	2-3	.667	1-2	.500	0-0	.000	0	0	0	2.3	2	2	2	0	1	5	5.2	
Michigan	12/10/2023		15:11	1-5	.200	0-4	.000	0-0	.000	0	1	1	2.2	0	1	1	0	0	2	4.9	
vs Florida A&M	12/16/2023		14:21	2-3	.667	1-1	1.000	0-0	.000	1	3	4	2.4	2	1	3	0	1	5	4.9	
UMBC	12/20/2023		10:10	3-6	.500	0-2	.000	0-0	.000	1	0	1	2.3	0	1	0	0	0	6	5.0	
NIU	12/29/2023		16:18	4-5	.800	0-1	.000	0-0	.000	0	2	2	2.2	1	1	0	2	1	8	5.2	
at Wisconsin	01/02/2024		10:27	0-1	.000	0-0	.000	0-0	.000	0	0	0	2.1	0	0	0	0	0	0	4.9	
Rutgers	01/06/2024	*	26:13	2-4	.500	1-1	1.000	2-2	1.000	0	4	4	2.2	1	4	1	0	1	7	5.0	
Nebraska	01/12/2024		27:01	5-8	.625	5-7	.714	1-2	.500	2	0	2	2.2	0	2	0	0	2	16	5.7	
at Minnesota	01/15/2024	*	32:13	7-12	.583	2-4	.500	5-5	1.000	0	4	4	2.3	0	5	2	0	2	21	6.6	
Purdue	01/20/2024	*	32:32	3-7	.429	1-1	1.000	2-2	1.000	0	1	1	2.2	3	7	0	0	2	9	6.7	
Maryland	01/24/2024	*	29:17	3-6	.500	2-4	.500	0-0	.000	0	1	1	2.2	2	2	1	0	0	8	6.8	
at Michigan	01/27/2024	*	25:38	2-5	.400	0-1	.000	3-3	1.000	1	3	4	2.3	2	0	2	2	0	7	6.8	
at Indiana	01/30/2024	*	24:45	3-8	.375	1-4	.250	3-4	.750	1	0	1	2.2	0	1	0	0	0	10	7.0	
Ohio St.	02/02/2024	*	28:03	7-10	.700	1-2	.500	0-0	.000	0	0	0	2.1	0	1	1	0	0	15	7.3	
at Penn St.	02/08/2024	*	22:11	3-5	.600	0-0	.000	3-3	1.000	1	1	2	2.1	3	0	2	0	1	9	7.4	
Minnesota	02/11/2024	*	34:09	2-6	.333	0-0	.000	0-0	.000	0	2	2	2.1	2	0	1	0	0	4	7.3	
at Maryland	02/14/2024	*	27:03	2-6	.333	1-5	.200	1-2	.500	0	2	2	2.1	3	2	0	0	0	6	7.2	
Wisconsin	02/17/2024	*	37:44	8-11	.727	1-2	.500	0-0	.000	0	5	5	2.2	2	2	0	0	0	17	7.6	
Totals			12	566:06	74-135	.548	22-51	.431	27-31	.871	9	48	57	2.2	31	45	18	6	14	197	7.6

CAREER STATISTICS

YEAR	G/GS	FG-A	PCT	3-PT	PCT	FT-A	PCT	REB	AVG	PF-FO	AST	TO	BLK	STL	PTS	AVG
Fresh.	31/0	21-52	.404	14-35	.400	6-9	.667	28	0.9	14-0	28	11	3	7	62	2.0
Soph.	26/12	74-135	.548	22-51	.431	27-31	.871	57	2.2	31-0	45	18	6	14	197	7.6
TOTALS	57/12	95-187	.508	36-86	.419	33-40	.825	85	1.5	45-0	73	29	9	21	259	4.5



#32 OWEN FREEMAN
F • 6-10 • 230 • Fr.
Moline, Ill.
Moline High School

SEASON HIGHS

Points.....	22 vs. Nebraska, 1/12/24
FGM	11 vs. Nebraska, 1/12/24
FGA	13, 2X, last vs. Minnesota, 2/11/24
3-PT FGM	---
3-PT FGA	1, 3X, last at Maryland, 2/14/24
FTM	8 vs. Wisconsin, 2/17/24
FTA	11 vs. Wisconsin, 2/17/24
REB	14 vs. Minnesota, 2/11/24
AST	6 vs. Wisconsin, 2/17/24
STL	4 vs. Northern Illinois, 12/29/23
BLK	5 vs. North Florida, 11/29/23
MIN	38:16 vs. Wisconsin, 2/17/24

CAREER HIGHS

Points.....	22 vs. Nebraska, 1/12/24
FGM	11 vs. Nebraska, 1/12/24
FGA	13, 2X, last vs. Minnesota, 2/11/24
3-PT FGM	---
3-PT FGA	1, 3X, last at Maryland, 2/14/24
FTM	8 vs. Wisconsin, 2/17/24
FTA	11 vs. Wisconsin, 2/17/24
REB	14 vs. Minnesota, 2/11/24
AST	6 vs. Wisconsin, 2/17/24
STL	4 vs. Northern Illinois, 12/29/23
BLK	5 vs. North Florida, 11/29/23
MIN	38:16 vs. Wisconsin, 2/17/24

Opponent	Date	GS	MIN	Total		3-Pointers		Free throws		Rebounds				PF	A	TO	BLK	STL	PTS	AVG	
				FG-FGA	PCT	3FG-3FGA	PCT	FT-FTA	PCT	OFF	DEF	TOT	AVG								
North Dakota	11/07/2023		15:01	7-8	.875	0-1	.000	0-0	.000	1	2	3	3.0	4	1	1	0	2	14	14.0	
Alabama St.	11/10/2023		11:51	1-4	.250	0-1	.000	6-9	.667	3	0	3	3.0	1	0	1	0	8	11.0		
at Creighton	11/14/2023		13:51	4-7	.571	0-0	.000	0-1	.000	1	0	1	2.3	3	0	0	3	0	8	10.0	
Arkansas St.	11/17/2023		09:02	2-4	.500	0-0	.000	3-7	.429	0	3	3	2.5	3	0	1	2	0	7	9.3	
vs Oklahoma	11/23/2023		19:26	5-10	.500	0-0	.000	3-3	1.000	3	4	7	3.4	3	0	2	3	1	13	10.0	
vs Seton Hall	11/24/2023		14:51	3-4	.750	0-0	.000	0-0	.000	2	1	3	3.3	1	1	3	1	1	6	9.3	
North Florida	11/29/2023		18:53	6-8	.750	0-0	.000	4-4	1.000	3	2	5	3.6	1	1	0	5	3	16	10.3	
at Purdue	12/04/2023		20:47	2-5	.400	0-0	.000	2-2	1.000	3	1	4	3.6	2	2	0	1	2	6	9.8	
at Iowa St.	12/07/2023		19:02	5-6	.833	0-0	.000	1-2	.500	4	4	8	4.1	3	0	4	3	1	11	9.9	
Michigan	12/10/2023	*	17:50	1-1	1.000	0-0	.000	3-4	.750	1	3	4	4.1	3	0	0	1	2	5	9.4	
vs Florida A&M	12/16/2023	*	19:16	6-9	.667	0-0	.000	2-4	.500	3	8	11	4.7	0	1	0	1	0	14	9.8	
UMBC	12/20/2023	*	13:29	2-5	.400	0-0	.000	2-4	.500	3	4	7	4.9	3	1	0	1	0	6	9.5	
NIU	12/29/2023	*	23:52	6-11	.545	0-0	.000	0-0	.000	5	4	9	5.2	2	0	1	3	4	12	9.7	
at Wisconsin	01/02/2024	*	36:20	7-9	.778	0-0	.000	0-0	.000	2	11	13	5.8	2	1	2	3	1	14	10.0	
Rutgers	01/06/2024	*	26:04	5-7	.714	0-0	.000	5-6	.833	2	2	4	5.7	2	1	1	2	0	15	10.3	
Nebraska	01/12/2024	*	32:18	11-13	.846	0-0	.000	0-2	.000	2	8	10	5.9	1	2	0	0	1	22	11.1	
at Minnesota	01/15/2024	*	17:20	5-6	.833	0-0	.000	2-3	.667	2	6	8	6.1	5	1	1	0	1	12	11.1	
Purdue	01/20/2024	*	20:46	3-6	.500	0-0	.000	0-0	.000	0	2	2	5.8	4	2	0	0	1	6	10.8	
Maryland	01/24/2024	*	27:55	6-11	.545	0-0	.000	2-3	.667	5	4	9	6.0	5	1	2	1	0	14	11.0	
at Michigan	01/27/2024	*	35:59	5-9	.556	0-0	.000	5-5	1.000	3	6	9	6.2	3	1	3	3	0	15	11.2	
at Indiana	01/30/2024	*	23:35	2-3	.667	0-0	.000	0-0	.000	1	1	2	6.0	4	2	0	1	2	4	10.9	
Ohio St.	02/02/2024	*	21:53	3-5	.600	0-0	.000	1-2	.500	2	5	7	6.0	3	1	2	1	1	7	10.7	
at Penn St.	02/08/2024	*	25:42	4-4	1.000	0-0	.000	1-1	1.000	0	5	5	6.0	2	0	0	1	2	9	10.6	
Minnesota	02/11/2024	*	35:28	7-13	.538	0-0	.000	3-5	.600	7	7	14	6.3	2	4	0	4	1	17	10.9	
at Maryland	02/14/2024	*	31:51	2-6	.333	0-1	.000	1-2	.500	4	4	8	6.4	4	0	2	3	0	5	10.6	
Wisconsin	02/17/2024	*	38:16	6-6	1.000	0-0	.000	8-11	.727	3	9	12	6.6	4	6	2	4	2	20	11.0	
Totals			17	590:37	116-180	.644	0-3	.000	54-80	.675	65	106	171	6.6	70	29	28	48	28	286	11.0

2023-24 IOWA MEN'S BASKETBALL



#2 BROCK HARDING
G • 6-0 • 162 • Fr.
Moline, Ill.
Moline High School

SEASON HIGHS

Points.....10, 2X, last vs. UMBC, 12/20/23
FGM4, 2X, last vs. UMBC, 12/20/23
FGA10 vs. UMBC, 12/20/23
3-PT FGM2, 2X, last vs. Florida A&M, 12/16/23
3-PT FGA4, 2X, last vs. Florida A&M, 12/16/23
FTM2, 5X, last at Penn State, 2/8/24
FTA2, 8X, last vs. Wisconsin, 2/17/24
REB2, 4X, last at Minnesota, 1/15/24
AST12 vs. UMBC, 12/20/23
STL4 vs. UMBC, 12/20/23
BLK1 vs. Florida A&M, 12/16/23
MIN29 vs. UMBC, 12/29/23

CAREER HIGHS

Points.....10, 2X, last vs. UMBC, 12/20/23
FGM4, 2X, last vs. UMBC, 12/20/23
FGA10 vs. UMBC, 12/20/23
3-PT FGM2, 2X, last vs. Florida A&M, 12/16/23
3-PT FGA4, 2X, last vs. Florida A&M, 12/16/23
FTM2, 5X, last at Penn State, 2/8/24
FTA2, 8X, last vs. Wisconsin, 2/17/24
REB2, 4X, last at Minnesota, 1/15/24
AST12 vs. UMBC, 12/20/23
STL4 vs. UMBC, 12/20/23
BLK1 vs. Florida A&M, 12/16/23
MIN29 vs. UMBC, 12/29/23

Opponent	Date	GS	MIN	Total		3-Pointers		Free throws		Rebounds				PF	A	TO	BLK	STL	PTS	AVG
				FG-FGA	PCT	3FG-3FGA	PCT	FT-FTA	PCT	OFF	DEF	TOT	AVG							
North Dakota	11/07/2023		10:39	2-4	.500	1-1	1.000	1-1	1.000	1	0	1	1.0	0	7	3	0	0	6	6.0
Alabama St.	11/10/2023		14:58	2-6	.333	1-2	.500	0-0	.000	0	0	0	0.5	2	7	2	0	2	5	5.5
at Creighton	11/14/2023		08:02	0-2	.000	0-0	.000	0-0	.000	0	0	0	0.3	0	3	1	0	0	0	3.7
Arkansas St.	11/17/2023		06:30	0-1	.000	0-0	.000	1-2	.500	0	0	0	0.3	0	0	1	0	1	1	3.0
vs Oklahoma	11/23/2023		15:22	2-4	.500	2-3	.667	0-0	.000	0	2	2	0.6	1	2	0	0	1	6	3.6
vs Seton Hall	11/24/2023		08:49	0-3	.000	0-2	.000	0-0	.000	0	1	1	0.7	1	1	1	0	1	0	3.0
North Florida	11/29/2023		10:34	0-2	.000	0-0	.000	0-0	.000	0	1	1	0.7	0	2	0	0	0	0	2.6
at Purdue	12/04/2023		14:08	3-7	.429	1-1	1.000	0-0	.000	0	0	0	0.6	0	1	0	0	1	7	3.1
at Iowa St.	12/07/2023		22:37	1-6	.167	1-4	.250	2-2	1.000	0	2	2	0.8	4	3	3	0	2	5	3.3
Michigan	12/10/2023		12:29	3-4	.750	0-1	.000	0-0	.000	0	0	0	0.7	0	0	1	0	1	6	3.6
vs Florida A&M	12/16/2023		15:23	4-6	.667	2-4	.500	0-0	.000	0	2	2	0.8	2	2	1	1	1	10	4.2
UMBC	12/20/2023		29:24	4-10	.400	0-3	.000	2-2	1.000	0	1	1	0.8	1	12	1	0	4	10	4.7
NIU	12/29/2023		12:57	0-4	.000	0-3	.000	1-2	.500	0	0	0	0.8	0	3	1	0	2	1	4.4
at Wisconsin	01/02/2024		11:22	1-3	.333	1-1	1.000	0-0	.000	0	0	0	0.7	3	3	2	0	0	3	4.3
Rutgers	01/06/2024		09:24	0-3	.000	0-1	.000	0-0	.000	0	0	0	0.7	2	2	1	0	1	0	4.0
Nebraska	01/12/2024		10:38	1-4	.250	0-1	.000	0-1	.000	0	0	0	0.6	0	2	0	0	0	2	3.9
at Minnesota	01/15/2024		15:05	1-3	.333	0-0	.000	2-2	1.000	0	2	2	0.7	3	4	1	0	1	4	3.9
Purdue	01/20/2024		04:16	0-1	.000	0-0	.000	0-0	.000	0	0	0	0.7	0	1	0	0	0	0	3.7
Maryland	01/24/2024		15:03	1-5	.200	0-2	.000	0-0	.000	0	0	0	0.6	2	2	1	0	1	2	3.6
at Michigan	01/27/2024		05:38	0-1	.000	0-0	.000	0-0	.000	0	1	1	0.7	0	2	0	0	1	0	3.4
at Indiana	01/30/2024		11:26	1-3	.333	0-1	.000	2-2	1.000	0	1	1	0.7	1	2	0	0	1	4	3.4
Ohio St.	02/02/2024		02:38	0-1	.000	0-0	.000	0-0	.000	0	0	0	0.6	0	2	0	0	0	0	3.3
at Penn St.	02/08/2024		03:10	1-2	.500	0-0	.000	2-2	1.000	0	0	0	0.6	1	1	0	0	2	4	3.3
Minnesota	02/11/2024		01:10	0-0	.000	0-0	.000	0-0	.000	0	0	0	0.6	0	0	0	0	0	0	3.2
at Maryland	02/14/2024		03:46	2-2	1.000	0-0	.000	0-0	.000	0	0	0	0.6	1	0	1	0	1	4	3.2
Wisconsin	02/17/2024		08:51	2-4	.500	1-3	.333	1-2	.500	0	1	1	0.6	1	2	0	0	0	6	3.3
Totals		0	284:18	31-91	.341	10-33	.303	14-18	.778	1	14	15	0.6	25	66	21	1	24	86	3.3

CAREER STATISTICS

YEAR	G/GS	FG-A	PCT	3-PT	PCT	FT-A	PCT	REB	AVG	PF-FO	AST	TO	BLK	STL	PTS	AVG
Fresh.	26/0	31-91	.341	10-33	.303	14-18	.778	15	0.6	25-0	66	21	1	24	86	3.3



#1 SPENCER HUTCHISON
G • 6-4 • 202 • RS Fr.
Dallas, Texas
The Episcopal School of Dallas

SEASON HIGHS

Points.....--
FGM--
FGA2 vs. Northern Illinois, 12/29/23
3-PT FGM--
3-PT FGA2 vs. Northern Illinois, 12/29/23
FTM--
FTA--
REB1, 3X, last vs. Northern Illinois, 12/29/23
AST1 vs. North Dakota, 11/7/23
STL--
BLK--
MIN4 vs. Florida A&M, 12/16/23

CAREER HIGHS

Points.....--
FGM--
FGA2 vs. Northern Illinois, 12/29/23
3-PT FGM--
3-PT FGA2 vs. Northern Illinois, 12/29/23
FTM--
FTA--
REB1, 3X, last vs. Northern Illinois, 12/29/23
AST1 vs. North Dakota, 11/7/23
STL--
BLK--
MIN4 vs. Florida A&M, 12/16/23

Opponent	Date	GS	MIN	Total		3-Pointers		Free throws		Rebounds				PF	A	TO	BLK	STL	PTS	AVG
				FG-FGA	PCT	3FG-3FGA	PCT	FT-FTA	PCT	OFF	DEF	TOT	AVG							
North Dakota	11/07/2023		01:57	0-0	.000	0-0	.000	0-0	.000	0	1	1	1.0	0	1	0	0	0	0	0.0
vs Florida A&M	12/16/2023		03:42	0-1	.000	0-1	.000	0-0	.000	0	1	1	1.0	1	0	0	0	0	0	0.0
NIU	12/29/2023		03:00	0-2	.000	0-2	.000	0-0	.000	1	0	1	1.0	1	0	0	0	0	0	0.0
Totals			0	08:39	0-3	.000	0-3	.000	0-0	.000	1	2	3	1.0	2	1	0	0	0	0.0

CAREER STATISTICS

YEAR	G/GS	FG-A	PCT	3-PT	PCT	FT-A	PCT	REB	AVG	PF-FO	AST	TO	BLK	STL	PTS	AVG
RS Fresh.	3/0	0-3	.000	0-3	.000	0-0	.000	3	1.0	2-0	1	0	0	0	0	0.0



2023-24 IOWA MEN'S BASKETBALL



#14 CARTER KINGSBURY

G • 6-4 • 225 • RS So.
Ponca, Neb.
Brewster Academy
(N.H.)

Opponent	Date	GS	MIN	Total		3-Pointers		Free throws		Rebounds				PF	A	TO	BLK	STL	PTS	AVG
				FG-FGA	PCT	3FG-3FGA	PCT	FT-FTA	PCT	OFF	DEF	TOT	AVG							
North Dakota	11/07/2023		01:57	1-1	1.000	1-1	1.000	0-0	.000	0	2	2	2.0	0	0	0	0	0	3	3.0
Alabama St.	11/10/2023		02:45	1-1	1.000	0-0	.000	0-0	.000	1	0	1	1.5	0	0	0	0	0	2	2.5
North Florida	11/29/2023		00:52	0-0	.000	0-0	.000	0-0	.000	0	1	1	1.3	0	0	0	0	0	0	1.7
vs Florida A&M	12/16/2023		06:36	0-1	.000	0-0	.000	0-0	.000	0	2	2	1.5	0	1	1	0	0	0	1.3
NIU	12/29/2023		03:51	0-2	.000	0-1	.000	0-0	.000	0	1	1	1.4	0	0	0	0	0	0	1.0
Totals		0	16:01	2-5	.400	1-2	.500	0-0	.000	1	6	7	1.4	0	1	0	0	0	5	1.0

SEASON HIGHS

Points..... 3 vs. North Dakota, 11/7/23
FGM..... 1, 2X, last vs. Alabama State, 11/10/23
FGA..... 2 vs. Northern Illinois, 12/29/23
3-PT FGM..... 1 vs. North Dakota, 11/7/23
3-PT FGA..... 1, 2X, last vs. Northern Illinois, 12/29/23
FTM..... --
FTA..... --
REB..... 2, 2X, last vs. Florida A&M, 12/16/23
AST..... 1 vs. Florida A&M, 12/16/23
STL..... --
BLK..... --
MIN..... 7 vs. Florida A&M, 12/16/23

CAREER HIGHS

Points..... 4 vs. North Carolina A&T, 11/11/22
FGM..... 1, 4X, last vs. Alabama State, 11/10/23
FGA..... 3 vs. North Carolina A&T, 11/11/22
3-PT FGM..... 1, 3X, last vs. North Dakota, 11/7/23
3-PT FGA..... 1, 4X, last vs. Northern Illinois, 12/29/23
FTM..... 1 vs. North Carolina A&T, 11/11/22
FTA..... 2 vs. North Carolina A&T, 11/11/22
REB..... 2, 4X, last vs. Florida A&M, 12/16/23
AST..... 1, 5X, last vs. Florida A&M, 12/16/23
STL..... 1 vs. Omaha, 11/21/22
BLK..... --
MIN..... 10 vs. Wisconsin (12/11/22)

CAREER STATISTICS

YEAR	G/GS	FG-A	PCT	3-PT	PCT	FT-A	PCT	REB	AVG	PF-FO	AST	TO	BLK	STL	PTS	AVG
Fresh.	8/0	2-5	.400	2-2	1.000	1-2	.500	6	0.8	0-0	4	1	0	1	7	0.9
Soph.	5/0	2-5	.400	1-2	.500	0-0	.000	7	1.4	0-0	1	1	0	0	5	1.0
TOTALS	13/0	4-10	.400	3-4	.750	1-2	.500	13	1.0	0-0	5	2	0	1	12	0.9



#23 BEN KRIKKE

F • 6-9 • 245 • Graduate
Edmonton, Alberta, Canada
Jasper Place High School
Valparaiso

Opponent	Date	GS	MIN	Total		3-Pointers		Free throws		Rebounds				PF	A	TO	BLK	STL	PTS	AVG	
				FG-FA	PCT	3FG-3FGA	PCT	FT-FTA	PCT	OFF	DEF	TOT	AVG								
North Dakota	11/07/2023	*	23:02	8-13	.615	1-1	1.000	1-1	1.000	4	2	6	6.0	2	1	0	0	1	18	18.0	
Alabama St.	11/10/2023	*	22:18	5-10	.500	0-0	.000	3-8	.375	3	3	6	6.0	3	2	0	0	2	13	15.5	
at Creighton	11/14/2023	*	30:46	11-18	.611	0-0	.000	2-2	1.000	4	1	5	5.7	2	1	3	0	1	24	18.3	
Arkansas St.	11/17/2023	*	33:05	10-14	.714	0-1	.000	5-8	.625	1	8	9	6.5	3	2	3	3	4	25	20.0	
vs Oklahoma	11/23/2023	*	28:24	4-9	.444	0-0	.000	3-3	1.000	1	2	3	5.8	3	1	1	0	0	11	18.2	
vs Seton Hall	11/24/2023	*	31:48	8-10	.800	0-0	.000	3-4	.750	0	1	1	5.0	3	5	1	0	0	19	18.3	
North Florida	11/29/2023	*	29:39	5-9	.556	0-0	.000	11-11	1.000	1	1	2	4.6	3	0	2	0	1	21	18.7	
at Purdue	12/04/2023	*	30:47	7-13	.538	0-1	.000	2-4	.500	3	4	7	4.9	4	1	3	0	1	16	18.4	
at Iowa St.	12/07/2023	*	27:47	4-8	.500	0-1	.000	0-0	.000	1	2	3	4.7	1	0	1	0	0	8	17.2	
Michigan	12/10/2023	*	35:05	8-15	.533	0-1	.000	8-11	.727	2	6	8	5.0	2	1	0	0	0	24	17.9	
vs Florida A&M	12/16/2023	*	19:45	2-5	.400	0-0	.000	1-2	.500	0	4	4	4.9	1	0	1	0	1	5	16.7	
UMBC	12/20/2023	*	31:04	7-11	.636	0-0	.000	3-4	.750	4	8	12	5.5	0	3	0	0	1	17	16.8	
NIU	12/29/2023	*	27:31	9-12	.750	1-1	1.000	1-1	1.000	1	6	7	5.6	2	3	0	1	2	20	17.0	
at Wisconsin	01/02/2024	*	20:26	3-4	.750	1-1	1.000	3-5	.600	0	1	1	5.3	4	2	2	0	0	10	16.5	
Rutgers	01/06/2024	*	35:35	6-15	.400	0-2	.000	7-9	.778	3	7	10	5.6	2	3	2	0	1	19	16.7	
Nebraska	01/12/2024	*	22:10	5-7	.714	2-2	1.000	0-0	.000	2	1	3	5.4	4	2	0	0	0	12	16.4	
at Minnesota	01/15/2024	*	36:54	11-17	.647	0-0	.000	3-3	1.000	1	4	5	5.4	2	3	2	0	1	25	16.9	
Purdue	01/20/2024	*	36:04	4-9	.444	0-1	.000	2-4	.500	0	2	2	5.2	3	0	2	0	1	10	16.5	
Maryland	01/24/2024	*	34:12	3-11	.273	0-1	.000	3-4	.750	2	2	4	5.2	1	1	2	0	0	9	16.1	
at Michigan	01/27/2024	*	27:15	2-8	.250	0-1	.000	3-3	1.000	1	3	4	5.1	4	2	2	0	0	7	15.7	
at Indiana	01/30/2024	*	26:19	1-9	.111	0-0	.000	0-0	.000	3	0	3	5.0	2	1	0	0	0	2	15.0	
Ohio St.	02/02/2024	*	32:58	4-9	.444	0-0	.000	0-0	.000	1	1	2	4.9	1	3	0	1	1	8	14.7	
at Penn St.	02/08/2024	*	38:35	10-18	.556	0-0	.000	2-3	.667	3	2	5	4.9	4	0	4	0	1	22	15.0	
Minnesota	02/11/2024	*	17:27	3-5	.600	0-0	.000	0-0	.000	0	2	2	4.8	2	0	1	0	0	6	14.6	
at Maryland	02/14/2024	*	33:13	5-8	.625	0-0	.000	1-1	1.000	0	1	1	4.6	4	2	0	0	2	11	14.5	
Wisconsin	02/17/2024	*	27:11	1-5	.200	0-0	.000	2-2	1.000	0	5	5	4.6	4	0	1	0	0	4	14.1	
Totals			26	759:19	146-272	.537	5-14	.357	69-93	.742	41	79	120	4.6	66	39	33	5	21	366	14.1

SEASON HIGHS

Points..... 25, 2X, last at Minnesota, 1/15/24
FGM..... 11, 2X, last at Minnesota, 1/15/24
FGA..... 18, 2X, last at Penn State, 2/8/24
3-PT FGM..... 2 vs. Nebraska, 1/12/24
3-PT FGA..... 2, 2X, last vs. Nebraska, 1/12/24
FTM..... 11 vs. North Florida, 11/29/23
FTA..... 11, @X, last vs. Michigan, 12/10/23
REB..... 12 vs. UMBC, 12/20/23
AST..... 5 vs. Seton Hall, 11/24/23
STL..... 4 vs. Arkansas State, 11/17/23
BLK..... 3 vs. Arkansas State, 11/17/23
MIN..... 39 at Penn State, 2/8/24

CAREER HIGHS

Points..... 34 at UIC, 2/19/23
FGM..... 14 at UIC, 2/19/23
FGA..... 24 vs. Western Michigan, 11/13/22
3-PT FGM..... 3, 2X, last vs. Incarnate Word, 11/19/22
3-PT FGA..... 6 vs. Drake, 2/4/23
FTM..... 11, 2X, last vs. North Florida, 11/29/23
FTA..... 12, vs. Drake, 2/4/23
REB..... 15 at Illinois State, 1/24/21
AST..... 6, 2X, last vs. Illinois State, 2/11/23
STL..... 4 vs. Arkansas State, 11/17/23
BLK..... 5 vs. Southern Illinois, 2/14/23
MIN..... 45 at Missouri State, 2/1/23

CAREER STATISTICS

YEAR	G/GS	FG-A	PCT	3-PT	PCT	FT-A	PCT	REB	AVG	PF-FO	AST	TO	BLK	STL	PTS	AVG
Fresh.	33/1	82-149	.550	14-41	.342	42-53	.793	95	2.9	47-0	22	27	15	15	220	6.7
Soph.	28/28	140-270	.519	8-30	.267	55-69	.797	118	4.2	65-1	27	35	23	16	343	12.3
Junior	29/29	166-308	.539	4-27	.148	75-89	.843	130	4.5	70-1	45	44	23	23	411	14.2
Senior	32/32	244-442	.552	17-61	.279	117-147	.796	189	5.9	74-4	67	71	28	17	622	19.4
Grad.	26/26	146-272	.537	5-14	.357	69-93	.742	120	4.6	66-0	39	33	5	21	366	14.1
TOTALS	148/116	778-1441	.540	48-173	.277	358-451	.794	652	4.4	322-6	200	210	94	92	1,962	13.3

2023-24 IOWA MEN'S BASKETBALL



#25 **LUC LAKETA**
G • 6-5 • 185 • Jr.
Concord, Michigan
Hanover Horton High School
Winchendon (Mass.)

Opponent	Date	GS	MIN	Total		3-Pointers		Free throws		Rebounds				PF		A	TO	BLK	STL	PTS	AVG
				FG-FGA	PCT	3FG-3FGA	PCT	FT-FTA	PCT	OFF	DEF	TOT	AVG								
North Dakota	11/07/2023		01:57	0-0	.000	0-0	.000	0-0	.000	0	0	0	0.0	1	1	0	0	0	0	0	0.0
Alabama St.	11/10/2023		01:43	0-0	.000	0-0	.000	0-0	.000	0	0	0	0.0	0	0	0	0	0	0	0	0.0
vs Florida A&M	12/16/2023		04:52	1-1	1.000	1-1	1.000	1-4	.250	0	0	0	0.0	0	0	0	0	0	0	4	1.3
NIU	12/29/2023		03:00	0-0	.000	0-0	.000	0-0	.000	0	0	0	0.0	1	0	1	0	0	0	0	1.0
Totals		0	11:32	1-1	1.000	1-1	1.000	1-4	.250	0	0	0	0.0	2	1	1	0	0	0	4	1.0

SEASON HIGHS

Points.....4 vs. Florida A&M, 12/16/23
FGM.....1 vs. Florida A&M, 12/16/23
FGA.....1 vs. Florida A&M, 12/16/23
3-PT FGM.....1 vs. Florida A&M, 12/16/23
3-PT FGA.....1 vs. Florida A&M, 12/16/23
FTM.....1 vs. Florida A&M, 12/16/23
FTA.....4 vs. Florida A&M, 12/16/23
REB.....--
AST.....1 vs. North Dakota, 11/7/23
STL.....--
BLK.....--
MIN.....5 vs. Florida A&M, 12/16/23

CAREER HIGHS

Points.....4 vs. Florida A&M, 12/16/23
FGM.....1, 5X, last vs. SFlorida A&M, 12/16/23
FGA.....1, 10X, last vs. Florida A&M, 12/16/23
3-PT FGM.....1, 5X, last vs. Florida A&M, 12/16/23
3-PT FGA.....1, 9X, last vs. Florida A&M, 12/16/23
FTM.....1, 2X, last vs. Florida A&M, 12/16/23
FTA.....4 vs. Florida A&M, 12/16/23
REB.....2 vs. SE Missouri St., 12/17/22
AST.....1, 2X, last vs. North Dakota, 11/7/23
STL.....1, 2X, last vs. Michigan State, 2/22/22
BLK.....--
MIN.....6 vs. Western Michigan, 11/22/21

CAREER STATISTICS

YEAR	G/GS	FG-A	PCT	3-PT	PCT	FT-A	PCT	REB	AVG	PF-FO	AST	TO	BLK	STL	PTS	AVG
Fresh.	12/0	3-6	.500	3-5	.600	0-0	.000	2	0.2	1-0	1	3	0	2	9	0.8
Soph.	4/0	1-3	.333	1-3	.333	1-2	.500	4	1.0	2-0	0	0	0	0	4	1.0
Junior	4/0	1-1	1.000	1-1	1.000	1-4	.250	0	0.0	2-0	1	1	0	0	4	1.0
TOTALS	20/0	5-10	.500	5-9	.556	2-6	.333	6	0.3	5-0	2	4	0	2	17	0.9



#22 **PATRICK McCAFFERY**
F • 6-9 • 212 • RS Sr.
Iowa City, Iowa
Iowa City West
High School

Opponent	Date	GS	MIN	Total		3-Pointers		Free throws		Rebounds				PF	A	TO	BLK	STL	PTS	AVG
				FG-FGA	PCT	3FG-3FGA	PCT	FT-FTA	PCT	OFF	DEF	TOT	AVG							
North Dakota	11/07/2023	*	22:45	2-4	.500	1-3	.333	6-7	.857	0	5	5	5.0	1	2	1	1	1	11	11.0
Alabama St.	11/10/2023	*	26:12	7-12	.583	2-5	.400	6-6	1.000	0	3	3	4.0	0	1	0	0	0	22	16.5
at Creighton	11/14/2023	*	29:51	5-8	.625	0-1	.000	3-5	.600	0	2	2	3.3	2	3	0	2	2	13	15.3
Arkansas St.	11/17/2023	*	30:29	3-8	.375	1-3	.333	3-5	.600	1	3	4	3.5	0	2	0	0	0	10	14.0
vs Oklahoma	11/23/2023	*	23:30	1-7	.143	0-3	.000	0-0	.000	0	3	3	3.4	0	0	1	0	0	2	11.6
vs Seton Hall	11/24/2023	*	27:19	4-7	.571	1-2	.500	1-1	1.000	0	6	6	3.8	0	2	1	0	0	10	11.3
North Florida	11/29/2023	*	28:58	7-13	.538	2-2	1.000	0-0	.000	0	5	5	4.0	0	1	3	0	1	16	12.0
at Purdue	12/04/2023	*	28:30	1-5	.200	0-2	.000	6-8	.750	0	5	5	4.1	0	2	1	0	1	8	11.5
at Iowa St.	12/07/2023	*	16:50	0-3	.000	0-2	.000	0-0	.000	0	1	1	3.8	0	0	0	0	0	0	10.2
Michigan	12/10/2023	*	24:49	4-12	.333	2-5	.400	0-0	.000	0	2	2	3.6	0	0	0	1	0	10	10.2
vs Florida A&M	12/16/2023	*	21:13	2-6	.333	1-4	.250	1-3	.333	0	4	4	3.6	0	3	1	1	2	6	9.8
UMBC	12/20/2023	*	30:34	6-11	.545	1-4	.250	1-1	1.000	0	2	2	3.5	0	2	1	0	0	14	10.2
NIU	12/29/2023	*	20:10	4-10	.400	1-3	.333	0-0	.000	1	1	2	3.4	0	1	0	0	0	9	10.1
at Wisconsin	01/02/2024	*	26:25	2-9	.222	0-4	.000	1-1	1.000	0	3	3	3.4	2	4	3	0	1	5	9.7
Nebraska	01/12/2024	*	24:49	4-7	.571	1-4	.250	3-4	.750	1	4	5	3.5	1	2	2	0	1	12	9.9
Maryland	01/24/2024		09:31	2-4	.500	0-1	.000	0-0	.000	0	2	2	3.4	1	0	2	0	0	4	9.5
at Michigan	01/27/2024		20:39	1-5	.200	0-1	.000	2-2	1.000	0	1	1	3.2	2	1	1	0	1	4	9.2
at Indiana	01/30/2024		18:34	0-3	.000	0-1	.000	0-0	.000	0	3	3	3.2	1	0	0	0	0	0	8.7
Ohio St.	02/02/2024		15:13	1-3	.333	0-1	.000	8-8	1.000	0	2	2	3.2	3	0	1	1	0	10	8.7
at Penn St.	02/08/2024		21:48	5-7	.714	0-1	.000	1-1	1.000	0	2	2	3.1	2	2	2	0	1	11	8.9
Minnesota	02/11/2024		25:17	7-12	.583	2-5	.400	5-5	1.000	1	1	2	3.0	1	2	0	0	0	21	9.4
at Maryland	02/14/2024		18:30	3-9	.333	1-2	.500	0-0	.000	0	1	1	3.0	0	1	1	0	0	7	9.3
Wisconsin	02/17/2024		20:39	1-4	.250	1-2	.500	0-0	.000	0	1	1	2.9	1	0	0	0	0	3	9.0
Totals		15	532:35	72-169	.426	17-61	.279	47-57	.825	4	62	66	2.9	17	31	21	6	11	208	9.0

SEASON HIGHS

Points.....22 vs. Alabama State, 11/10/23
FGM.....7, 3X, last vs. Minnesota, 2/11/24
FGA.....13 vs. North Florida, 11/29/23
3-PT FGM.....2, 4X, last vs. Minnesota, 2/11/24
3-PT FGA.....5, 3X, last vs. Minnesota, 2/11/24
FTM.....8 vs. Ohio State, 2/2/24
FTA.....8, 2X, last vs. Ohio State, 2/2/24
REB.....6 vs. Seton Hall, 11/24/23
AST.....4 at Wisconsin, 1/2/24
STL.....2 vs. Creighton, 12/4/23
BLK.....2 vs. Creighton, 11/14/23
MIN.....30, 2X, last vs. UMBC, 12/20/23

CAREER HIGHS


Points.....24 vs. Wisconsin, 12/11/22
FGM.....8, 4X, last vs. Wisconsin, 12/11/22
FGA.....17 vs. Richmond, 3/17/22
3-PT FGM.....8 vs. Ohio State, 2/2/24
3-PT FGA.....10 vs. Nebraska, 3/5/23
FTM.....7, 2X, last vs. Omaha, 11/21/22
FTA.....10 at Purdue, 12/3/21
REB.....13 vs. Eastern Illinois, 12/21/22
AST.....4, 5X, last at Wisconsin, 1/2/24
STL.....5 at Purdue, 2/9/23
BLK.....2, 5X, last vs. Creighton, 11/14/23
MIN.....37 at Penn State, 1/31/22

CAREER STATISTICS

YEAR	G/GS	FG-A	PCT	3-PT	PCT	FT-A	PCT	REB	AVG	PF-FO	AST	TO	BLK	STL	PTS	AVG
Fresh.	2/0	3-10	.300	0-4	.000	0-0	.000	5	2.5	2-0	1	0	0	1	6	3.0
RS-Fresh.	31/0	60-137	.438	13-43	.302	29-41	.707	83	2.7	20-0	28	13	12	11	162	5.2
Soph.	32/32	124-294	.422	33-100	.330	55-77	.714	114	3.6	23-0	50	21	15	19	336	10.5
Junior	27/14	88-215	.409	35-102	.343	54-70	.771	94	3.5	23-0	28	28	10	22	265	9.8
Senior	23/15	72-169	.426	17-61	.279	47-57	.825	66	2.9	17-0	31	21	6	11	208	9.0
TOTALS	115-61	347-825	.421	98-310	.316	185-245	.755	280	3.1	85-0	138	83	43	64	977	8.5



2023-24 IOWA MEN'S BASKETBALL



#44 RILEY MULVEY
F • 6-11 • 245 • Jr.
Rotterdam, New York
St. Thomas More
High School

SEASON HIGHS

Points
FGM
FGA
3-PT FGM
3-PT FGA
FTM
FTA
REB
AST
STL
BLK
MIN

CAREER HIGHS

Points8 vs. Western Michigan, 11/22/21
FGM3 vs. Western Michigan, 11/22/21
FGA5, 2X, last vs. North Carolina A&T, 11/11/22
3-PT FGM
3-PT FGA1, 3X, last vs. North Carolina A&T, 11/11/22
FTM2, 2X, last vs. Western Michigan, 11/22/21
FTA2, 2X, last vs. Western Michigan, 11/22/21
REB5 vs. Alabama State, 11/18/21
AST1, 3X, last vs. Omaha, 11/21/22
STL1 vs. Michigan, 1/12/23
BLK3 vs. Northwestern, 3/10/22
MIN13, 2X, last vs. Michigan, 1/12/23

CAREER STATISTICS

YEAR	G/GS	FG-A	PCT	3-PT	PCT	FT-A	PCT	REB	AVG	PF-FO	AST	TO	BLK	STL	PTS	AVG
Fresh.	17/0	6-12	.500	0-2	.000	4-4	1.000	15	0.9	12-0	2	4	5	0	16	0.9
Soph.	12/0	5-10	.500	0-1	.000	1-2	.500	11	0.9	2-0	2	1	5	1	11	0.9
Junior	-	-	-	-	-	-	-	-	-	-	-	-	-	-	-	-
TOTALS	29/0	11-22	.500	0-3	.000	5-6	.833	26	0.9	14-0	4	5	10	1	27	0.9



#11 TONY PERKINS
G • 6-4 • 205 • Sr.
Indianapolis, Ind.
Lawrence North
High School

SEASON HIGHS

Points25 at Wisconsin, 1/2/24
FGM10 vs. Purdue, 1/20/24
FGA19 vs. Purdue, 1/20/24
3-PT FGM2, 5X, last at Michigan, 1/27/24
3-PT FGA8 vs. Nebraska, 1/12/24
FTM11 vs. Maryland, 1/24/24
FTA13 vs. Minnesota, 2/11/24
REB8 at Maryland, 2/14/24
AST15 vs. Nebraska, 1/12/24
STL4, 3X, last vs. Rutgers, 1/6/24
BLK2, 3X, last vs. Minnesota, 2/11/24
MIN38 at Michigan, 1/27/24

CAREER HIGHS

Points32 vs. Illinois, 2/4/23
FGM11 vs. Ohio State, 2/16/23
FGA19 vs. Purdue, 1/20/24
3-PT FGM4 vs. Michigan State, 2/25/23
3-PT FGA8 vs. Nebraska, 1/12/24
FTM15 vs. Illinois, 2/4/23
FTA16 vs. Illinois, 2/4/23
REB12 at Illinois, 3/6/22
AST15 vs. Nebraska, 1/12/24
STL5 vs. Northwestern, 2/28/22
BLK2, 6X, last vs. Minnesota, 2/11/24
MIN44 vs. Wisconsin, 12/11/22

Opponent	Date	GS	MIN	Total		3-Pointers		Free throws		Rebounds			PF	A	TO	BLK	STL	PTS	AVG		
				FG-FGA	PCT	3FG-3FGA	PCT	FT-FTA	PCT	OFF	DEF	TOT								AVG	
North Dakota	11/07/2023	*	24:56	3-11	.273	1-2	.500	3-4	.750	0	6	6	6.0	1	2	0	0	2	10	10.0	
Alabama St.	11/10/2023	*	25:52	4-8	.500	0-2	.000	4-5	.800	2	3	5	5.5	1	3	2	1	0	12	11.0	
at Creighton	11/14/2023	*	31:58	6-12	.500	2-3	.667	2-3	.667	1	5	6	5.7	3	3	1	1	3	16	12.7	
Arkansas St.	11/17/2023	*	31:56	4-13	.308	0-2	.000	3-4	.750	2	4	6	5.8	3	2	1	2	2	11	12.3	
vs Oklahoma	11/23/2023	*	21:42	1-10	.100	0-4	.000	4-6	.667	4	2	6	5.8	1	2	2	0	0	6	11.0	
vs Seton Hall	11/24/2023	*	31:11	4-7	.571	1-2	.500	5-7	.714	0	5	5	5.7	1	5	2	1	1	14	11.5	
North Florida	11/29/2023	*	30:20	8-10	.800	2-3	.667	3-4	.750	0	2	2	5.1	1	2	1	0	1	21	12.9	
at Purdue	12/04/2023	*	30:00	5-14	.357	0-1	.000	2-3	.667	3	3	6	5.3	1	1	1	0	0	12	12.8	
at Iowa St.	12/07/2023	*	22:14	2-7	.286	1-2	.500	1-2	.500	0	1	1	4.8	3	2	3	0	1	6	12.0	
Michigan	12/10/2023	*	30:53	5-11	.455	1-3	.333	8-8	1.000	1	2	3	4.6	1	4	2	0	4	19	12.7	
vs Florida A&M	12/16/2023	*	20:47	4-5	.800	1-2	.500	3-4	.750	1	4	5	4.6	1	7	1	1	0	12	12.6	
UMBC	12/20/2023	*	30:49	9-18	.500	0-3	.000	5-5	1.000	3	3	6	4.8	1	7	0	0	4	23	13.5	
NIU	12/29/2023	*	24:03	5-13	.385	0-0	.000	0-0	.000	1	1	2	4.5	3	8	2	0	3	10	13.2	
at Wisconsin	01/02/2024	*	31:33	8-14	.571	2-2	1.000	7-9	.778	1	3	4	4.5	3	2	2	0	3	25	14.1	
Rutgers	01/06/2024	*	29:52	6-13	.462	1-1	1.000	2-2	1.000	0	2	2	4.3	0	2	3	1	4	15	14.1	
Nebraska	01/12/2024	*	37:17	3-12	.250	2-8	.250	3-3	1.000	1	1	2	4.2	3	15	2	0	1	11	13.9	
at Minnesota	01/15/2024	*	26:03	6-9	.667	0-2	.000	1-3	.333	3	0	3	4.1	1	5	1	1	0	13	13.9	
Purdue	01/20/2024	*	36:28	10-19	.526	0-3	.000	4-6	.667	2	3	5	4.2	2	4	0	1	1	24	14.4	
Maryland	01/24/2024	*	32:18	4-9	.444	1-2	.500	11-11	1.000	2	1	3	4.1	2	2	2	0	3	20	14.7	
at Michigan	01/27/2024	*	37:41	9-12	.750	2-4	.500	4-4	1.000	0	1	1	4.0	2	5	2	0	3	24	15.2	
at Indiana	01/30/2024	*	36:35	9-18	.500	0-2	.000	4-6	.667	0	4	4	4.0	1	3	2	2	3	22	15.5	
Ohio St.	02/02/2024	*	32:38	6-12	.500	0-1	.000	8-9	.889	1	6	7	4.1	1	4	0	0	1	20	15.7	
at Penn St.	02/08/2024	*	31:23	5-8	.625	1-2	.500	0-0	.000	3	1	4	4.1	3	8	5	0	1	11	15.5	
Minnesota	02/11/2024	*	36:30	4-7	.571	0-0	.000	10-13	.769	0	6	6	4.2	2	4	2	2	3	18	15.6	
at Maryland	02/14/2024	*	31:16	3-13	.231	0-3	.000	3-4	.750	2	6	8	4.3	5	3	3	1	1	9	15.4	
Wisconsin	02/17/2024	*	36:09	6-16	.375	0-2	.000	6-8	.750	2	2	4	4.3	2	3	4	0	1	18	15.5	
Totals			26	792:24	139-301	.462	18-61	.295	106-133	.797	35	77	112	4.3	48	108	46	14	46	402	15.5

CAREER STATISTICS

YEAR	G/GS	FG-A	PCT	3-PT	PCT	FT-A	PCT	REB	AVG	PF-FO	AST	TO	BLK	STL	PTS	AVG
Fresh.	24/0	15-33	.455	1-3	.333	7-15	.467	31	1.3	21-0	16	3	1	5	38	1.6
Soph.	36/15	99-222	.446	17-53	.321	52-65	.800	88	2.4	62-1	59	33	3	32	267	7.4
Junior	32/32	143-325	.440	22-66	.333	87-114	.763	131	4.1	67-1	88	55	13	46	395	12.3
Senior	26/26	139-301	.462	18-61	.295	106-133	.797	112	4.3	48-1	108	46	14	46	402	15.5
TOTALS	118/73	396-881	.449	58-183	.317	252-327	.771	362	3.1	193-3	271	137	31	129	1,102	9.3



2023-24 IOWA MEN'S BASKETBALL



#20 **PAYTON SANDFORT**
G • 6-7 • 215 • Jr.
Waukee, Iowa
Waukee High School

SEASON HIGHS

Points.....	26, 2X, last at Indiana, 1/30/24
FGM.....	10 at Michigan, 1/27/24
FGA.....	17 vs. Minnesota, 2/11/24
3-PT FGM.....	6 at Michigan, 1/27/24
3-PT FGA.....	12, 2X, last at Indiana, 1/30/24
FTM.....	7, 2X, last vs. Wisconsin, 2/17/24
FTA.....	7, 2X, last vs. Wisconsin, 2/17/24
REB.....	12 vs. Alabama State, 11/10/23
AST.....	6 vs. UMBC, 12/20/23
STL.....	3 vs. Minnesota, 2/11/24
BLK.....	2, 3X, last vs. Wisconsin, 2/17/24
MIN.....	38, 2X, last at Maryland, 2/14/24

CAREER HIGHS

Points.....	26, 3X, last at Indiana, 1/30/24
FGM.....	10 at Michigan, 1/27/24
FGA.....	17, 2X, last vs. Minnesota, 2/11/24
3-PT FGM.....	6, 2X, last at Michigan, 1/27/24
3-PT FGA.....	12, 3X, last at Indiana, 1/30/24
FTM.....	7, 2X, last vs. Wisconsin, 2/17/24
FTA.....	7, 3X, last vs. Wisconsin, 2/17/24
REB.....	12 vs. Alabama State, 11/10/23
AST.....	6 vs. UMBC, 12/20/23
STL.....	3 vs. Minnesota, 2/11/24
BLK.....	2, 4X, last vs. Wisconsin, 2/17/24
MIN.....	38, 2X, last at Maryland, 2/14/24

Opponent	Date	GS	MIN	Total		3-Pointers		Free throws		Rebounds				PF	A	TO	BLK	STL	PTS	AVG	
				FG-FGA	PCT	3FG-3FGA	PCT	FT-FTA	PCT	OFF	DEF	TOT	AVG								
North Dakota	11/07/2023	*	20:24	7-13	.538	3-7	.429	4-4	1.000	2	7	9	9.0	3	2	2	0	2	21	21.0	
Alabama St.	11/10/2023	*	28:23	5-13	.385	4-10	.400	3-3	1.000	5	7	12	10.5	0	4	0	1	0	17	19.0	
at Creighton	11/14/2023	*	17:59	3-7	.429	2-6	.333	3-3	1.000	0	6	6	9.0	4	1	0	0	0	11	16.3	
Arkansas St.	11/17/2023	*	24:09	2-10	.200	0-4	.000	3-4	.750	5	3	8	8.8	3	4	1	0	0	7	14.0	
vs Oklahoma	11/23/2023	*	24:38	5-10	.500	0-5	.000	2-2	1.000	3	4	7	8.4	2	1	2	0	1	12	13.6	
vs Seton Hall	11/24/2023	*	33:54	7-14	.500	4-10	.400	4-4	1.000	0	9	9	8.5	1	3	1	0	0	22	15.0	
North Florida	11/29/2023	*	20:54	4-7	.571	2-4	.500	0-0	.000	0	8	8	8.4	2	2	1	0	1	10	14.3	
at Purdue	12/04/2023	*	30:20	3-10	.300	3-7	.429	0-0	.000	2	2	4	7.9	1	4	1	0	0	9	13.6	
at Iowa St.	12/07/2023	*	31:20	4-9	.444	4-9	.444	2-3	.667	1	5	6	7.7	3	3	2	0	2	14	13.7	
Michigan	12/10/2023	*	26:44	4-9	.444	2-5	.400	0-2	.000	0	3	3	7.2	3	3	3	0	1	10	13.3	
vs Florida A&M	12/16/2023	*	20:47	5-9	.556	2-5	.400	1-1	1.000	0	1	1	6.6	2	3	2	0	1	13	13.3	
UMBC	12/20/2023	*	26:10	7-12	.583	4-8	.500	0-0	.000	1	9	10	6.9	4	6	2	0	1	18	13.7	
NIU	12/29/2023	*	18:27	6-10	.600	2-5	.400	2-2	1.000	0	7	7	6.9	1	3	0	0	0	16	13.8	
at Wisconsin	01/02/2024	*	34:09	3-11	.273	3-7	.429	0-0	.000	2	3	5	6.8	2	0	2	0	0	9	13.5	
Rutgers	01/06/2024	*	31:42	8-12	.667	5-8	.625	3-3	1.000	2	6	8	6.9	3	3	2	1	1	24	14.2	
Nebraska	01/12/2024	*	35:22	6-15	.400	5-12	.417	2-2	1.000	1	9	10	7.1	1	5	1	0	0	19	14.5	
at Minnesota	01/15/2024	*	33:16	4-11	.364	1-6	.167	0-0	.000	0	4	4	6.9	2	2	2	0	1	9	14.2	
Purdue	01/20/2024	*	37:35	5-12	.417	3-10	.300	3-3	1.000	1	6	7	6.9	2	0	1	0	1	16	14.3	
Maryland	01/24/2024	*	29:37	3-9	.333	0-4	.000	0-0	.000	0	7	7	6.9	2	1	2	2	1	6	13.8	
at Michigan	01/27/2024	*	30:17	10-14	.714	6-8	.750	0-0	.000	1	5	6	6.9	2	3	0	0	0	26	14.5	
at Indiana	01/30/2024	*	36:35	7-16	.438	5-12	.417	7-7	1.000	1	7	8	6.9	3	1	1	0	1	26	15.0	
Ohio St.	02/02/2024	*	37:25	6-11	.545	2-6	.333	1-2	.500	0	3	3	6.7	3	2	2	2	2	15	15.0	
at Penn St.	02/08/2024	*	27:17	3-9	.333	2-7	.286	0-0	.000	0	3	3	6.6	1	0	2	0	0	8	14.7	
Minnesota	02/11/2024	*	36:24	7-17	.412	2-8	.250	5-5	1.000	3	5	8	6.6	1	4	2	0	3	21	15.0	
at Maryland	02/14/2024	*	37:34	7-16	.438	3-9	.333	2-3	.667	2	3	5	6.6	3	3	1	0	0	19	15.1	
Wisconsin	02/17/2024	*	33:46	5-10	.500	1-5	.200	7-7	1.000	0	3	3	6.4	4	2	0	2	1	18	15.2	
Totals			26	765:09	136-296	.459	70-187	.374	54-60	.900	32	135	167	6.4	58	65	35	8	20	396	15.2

CAREER STATISTICS

YEAR	G/GS	FG-A	PCT	3-PT	PCT	FT-A	PCT	REB	AVG	PF-FO	AST	TO	BLK	STL	PTS	AVG
Fresh.	34/0	61-146	.418	34-93	.366	15-16	.938	65	1.9	29-0	22	16	4	5	171	5.0
Soph.	33/7	115-285	.404	59-172	.343	51-59	.864	134	4.1	62-0	48	22	7	19	340	10.3
Junior	26/26	136-296	.459	70-187	.374	54-60	.900	167	6.4	58-0	65	35	8	20	396	15.2
TOTALS	93-33	312-727	.429	163-452	.361	120-135	.889	366	3.9	149-0	135	73	19	44	907	9.8



#24 **PRYCE SANDFORT**
F • 6-6 • 205 • Fr.
Waukee, Iowa
Waukee Northwest
High School

SEASON HIGHS

Points.....	12 vs. Northern Illinois, 12/29/23
FGM.....	3 vs. Northern Illinois, 12/29/23
FGA.....	7 vs. North Dakota, 11/7/23
3-PT FGM.....	3 vs. Northern Illinois, 12/29/23
3-PT FGA.....	4 vs. Northern Illinois, 12/29/23
FTM.....	3 vs. Northern Illinois, 12/29/23
FTA.....	3 vs. Northern Illinois, 12/29/23
REB.....	3, 4X, last vs. Northern Illinois, 12/29/23
AST.....	2, 3X, last vs. Northern Illinois, 12/29/23
STL.....	1, 4X, last at Indiana, 1/30/24
BLK.....	1, 2X, last vs. Michigan, 12/10/23
MIN.....	18 vs. Northern Illinois, 12/29/23

CAREER HIGHS

Points.....	12 vs. Northern Illinois, 12/29/23
FGM.....	3 vs. Northern Illinois, 12/29/23
FGA.....	7 vs. North Dakota, 11/7/23
3-PT FGM.....	3 vs. Northern Illinois, 12/29/23
3-PT FGA.....	4 vs. Northern Illinois, 12/29/23
FTM.....	3 vs. Northern Illinois, 12/29/23
FTA.....	3 vs. Northern Illinois, 12/29/23
REB.....	3, 4X, last vs. Northern Illinois, 12/29/23
AST.....	2, 3X, last vs. Northern Illinois, 12/29/23
STL.....	1, 4X, last at Indiana, 1/30/24
BLK.....	1, 2X, last vs. Michigan, 12/10/23
MIN.....	18 vs. Northern Illinois, 12/29/23

Opponent	Date	GS	MIN	Total		3-Pointers		Free throws		Rebounds				PF	A	TO	BLK	STL	PTS	AVG
				FG-FGA	PCT	3FG-3FGA	PCT	FT-FTA	PCT	OFF	DEF	TOT	AVG							
North Dakota	11/07/2023		17:15	1-7	.143	1-3	.333	0-0	.000	0	3	3	3.0	2	0	0	0	0	3	3.0
Alabama St.	11/10/2023		10:46	2-4	.500	1-3	.333	1-2	.500	0	2	2	2.5	2	2	0	0	0	6	4.5
at Creighton	11/14/2023		10:09	1-3	.333	0-2	.000	0-0	.000	0	1	1	2.0	0	1	0	0	1	2	3.7
Arkansas St.	11/17/2023		08:44	0-1	.000	0-1	.000	0-0	.000	0	0	0	1.5	1	0	0	0	0	0	2.8
vs Oklahoma	11/23/2023		15:22	2-5	.400	1-4	.250	0-0	.000	0	3	3	1.8	1	1	0	0	0	5	3.2
vs Seton Hall	11/24/2023		03:14	0-2	.000	0-1	.000	0-0	.000	0	0	0	1.5	0	0	0	0	0	0	2.7
North Florida	11/29/2023		10:40	1-2	.500	0-1	.000	0-1	.000	1	2	3	1.7	0	1	0	0	1	2	2.6
at Purdue	12/04/2023		06:03	2-3	.667	1-2	.500	0-0	.000	0	0	0	1.5	0	0	0	0	0	5	2.9
at Iowa St.	12/07/2023		08:40	1-4	.250	1-3	.333	0-0	.000	0	1	1	1.4	0	0	2	0	0	3	2.9
Michigan	12/10/2023		07:52	0-1	.000	0-0	.000	0-0	.000	0	1	1	1.4	0	1	0	1	0	0	2.6
vs Florida A&M	12/16/2023		13:21	1-6	.167	1-5	.200	0-0	.000	0	2	2	1.5	0	2	0	0	0	3	2.6
UMBC	12/20/2023		11:38	2-3	.667	1-2	.500	0-0	.000	0	0	0	1.3	1	0	0	0	0	5	2.8
NIU	12/29/2023		17:35	3-5	.600	3-4	.750	3-3	1.000	0	3	3	1.5	0	2	0	0	1	12	3.5
at Wisconsin	01/02/2024		06:26	0-2	.000	0-1	.000	0-0	.000	0	0	0	1.4	1	0	0	0	0	0	3.3
Rutgers	01/06/2024		12:47	1-2	.500	0-1	.000	0-0	.000	0	2	2	1.4	0	0	0	0	0	2	3.2
at Minnesota	01/15/2024		07:06	0-3	.000	0-0	.000	0-0	.000	1	0	1	1.4	0	0	0	0	0	0	3.0
Purdue	01/20/2024		01:45	1-1	1.000	1-1	1.000	0-0	.000	0	0	0	1.3	0	0	0	0	0	3	3.0
Maryland	01/24/2024		05:07	0-0	.000	0-0	.000	0-0	.000	0	0	0	1.2	0	0	0	0	0	0	2.8
at Indiana	01/30/2024		03:47	0-0	.000	0-0	.000	0-0	.000	0	0	0	1.2	0	0	0	0	1	0	2.7
Ohio St.	02/02/2024		04:44	0-0	.000	0-0	.000	0-0	.000	0	0	0	1.1	1	0	0	0	0	0	2.6
at Penn St.	02/08/2024		08:17	2-3	.667	1-2	.500	0-0	.000	1	1	2	1.1	2	1	0	0	0	5	2.7
Minnesota	02/11/2024		07:19	1-4	.250	1-2	.500	0-0	.000	0	2	2	1.2	0	0	0	0	0	3	2.7
at Maryland	02/14/2024		06:46	1-2	.500	1-2	.500	0-0	.000	0	0	0	1.1	0	0	0	0	0	3	2.7
Wisconsin	02/17/2024		13:28	0-0	.000	0-0	.000	0-0	.000	0	1	1	1.1	0	1	1	0	0	0	2.6
Totals		0	218:51	22-63	.349	14-40	.350	4-6	.667	3	24	27	1.1	11	12	3	2	4	62	2.6

CAREER STATISTICS

2023-24 IOWA MEN'S BASKETBALL \ \ GAME-BY-GAME STATISTICS
@IOWAHOOPS

Team	Score	FG-A	PCT	3-PT. FG	PCT	FT-FTA	PCT	REB	PF	AST	TO	STL	BLK
North Dakota	68	27-67	.403	4-25	.160	10-17	.588	38	19	9	19	5	3
at Iowa	110	40-75	.533	12-24	.500	18-20	.900	44	18	23	7	12	2
Alabama State	67	23-65	.354	6-22	.273	15-20	.750	46	29	7	16	5	3
at Iowa	98	33-72	.458	9-29	.310	23-35	.657	48	15	27	6	6	3
Iowa	84	34-68	.500	6-14	.428	10-14	.714	30	18	20	7	7	6
at Creighton	92	32-62	.516	10-29	.344	18-24	.750	38	14	19	12	2	3
Arkansas State	74	28-68	.412	10-24	.417	8-17	.471	44	30	16	18	5	4
at Iowa	88	27-58	.466	2-12	.467	32-46	.696	39	17	14	7	11	8
Oklahoma	79	31-64	.484	4-20	.200	13-15	.867	35	15	15	8	8	4
vs. Iowa	67	24-67	.358	4-23	.174	15-18	.833	44	15	10	14	4	4
Seton Hall	72	27-75	.360	8-27	.296	10-12	.833	38	18	14	6	8	1
vs. Iowa	85	31-55	.564	7-19	.368	16-19	.842	36	13	20	11	4	2
North Florida	78	30-66	.455	12-31	.387	6-9	.667	29	19	6	18	7	0
at Iowa	103	36-61	.590	8-14	.571	23-26	.855	36	11	17	11	9	6
Iowa	68	25-65	.385	6-18	.333	12-17	.706	35	16	17	8	5	3
at Purdue	87	34-65	.523	8-25	.320	11-16	.688	41	13	24	8	3	5
Iowa	65	22-57	.386	8-26	.308	13-16	.813	33	21	14	19	9	3
at Iowa State	90	32-60	.533	8-17	.471	18-26	.692	36	13	19	12	12	6
Michigan	90	29-60	.483	9-24	.375	23-28	.821	41	16	17	13	5	6
at Iowa	80	28-64	.438	5-20	.250	19-25	.760	32	17	16	10	9	3
Florida A&M	52	19-63	.302	5-15	.333	9-13	.692	33	19	9	15	9	2
vs. Iowa	88	34-63	.540	10-26	.385	10-20	.500	47	16	22	15	11	6
UMBC	81	32-69	.464	13-25	.520	4-9	.444	36	17	16	15	4	8
at Iowa	103	42-84	.500	6-23	.261	13-16	.813	47	10	33	4	10	1
Northern Illinois	74	27-58	.466	11-18	.611	9-16	.563	35	13	11	21	7	7
at Iowa	103	42-84	.500	8-25	.320	11-15	.733	42	14	23	7	15	9
Iowa	72	27-62	.435	7-17	.412	11-16	.688	32	22	13	14	5	3
at Wisconsin	83	27-52	.519	4-16	.250	25-35	.714	38	15	15	13	9	3
Rutgers	77	28-71	.394	6-19	.316	15-19	.789	46	21	8	16	9	7
at Iowa	86	29-63	.460	7-14	.500	21-24	.875	36	17	17	14	9	4
Nebraska	76	30-63	.476	4-26	.154	12-15	.800	34	14	14	8	5	1
at Iowa	94	35-67	.522	15-35	.429	9-14	.643	36	13	30	6	5	0
Iowa	86	35-65	.538	3-13	.231	13-16	.813	37	19	23	11	9	2
at Minnesota	77	28-58	.483	5-29	.172	16-24	.667	30	16	20	12	8	2
Purdue	84	30-67	.448	9-26	.346	15-21	.714	50	15	19	11	4	6
at Iowa	70	27-59	.458	5-17	.294	11-16	.688	24	19	15	7	6	1
Maryland	69	24-51	.471	7-15	.467	14-20	.700	29	19	10	14	6	8
at Iowa	67	24-57	.421	3-14	.214	16-18	.889	36	18	11	14	5	3
Iowa	88	31-58	.534	8-16	.500	18-18	1.000	29	18	14	11	5	6
at Michigan	78	27-63	.429	9-26	.346	15-20	.750	32	14	18	18	4	5
Iowa	68	23-65	.354	6-22	.273	16-19	.842	32	16	10	3	9	3
at Indiana	74	26-57	.456	8-22	.364	14-22	.636	45	17	18	11	3	8
Ohio State	77	27-59	.458	7-16	.438	16-21	.762	30	18	13	9	4	2
at Iowa	79	29-53	.547	3-10	.300	18-22	.818	28	16	14	9	5	6
Iowa	79	33-59	.559	4-15	.267	9-10	.900	28	22	15	18	9	1
at Penn State	89	26-50	.520	12-23	.522	25-31	.806	26	14	18	13	11	1
Minnesota	85	30-64	.469	12-26	.462	13-19	.684	35	22	21	10	7	4
at Iowa	90	31-65	.477	5-15	.333	23-28	.821	39	11	14	7	7	6
Iowa	66	26-64	.406	6-22	.273	8-12	.667	29	23	11	9	4	5
at Maryland	78	25-52	.481	4-17	.235	24-29	.828	37	11	11	11	7	2
Wisconsin	86	30-63	.476	7-16	.438	19-28	.679	32	22	20	7	5	1
at Iowa (OT)	88	30-57	.526	4-14	.286	24-30	.800	35	21	16	9	4	6

SEASON BESTS

Player	Points	3-Pointers	Rebounds	Assists	Blocks	Steals
Dasonte Bowen	17, Arkansas St.	1, 4X, last vs. NIU	3, 2X, last Oklahoma	5, 3X, last vs. Mich.	1 vs. FAMU	3, Arkansas St.
Even Brauns	4, vs. Maryland	--	4, vs. FAMU	1, 2X, last Purdue	2, at Purdue	1, 2X, last vs. NIU
Jovone Cater	--	--	1, 2X, last vs. FAMU '23	--	--	1, vs. FAMU
Ladji Dembele	9, vs. FAMU	2, 2X, last at Creighton	6, at Minnesota	2, 2X, last Penn State	2 vs. NIU	3, vs. FAMU
Josh Dix	21, at Minnesota	5, vs. Nebraska	5, 2X, last Wisconsin	7, vs. Purdue	2, 2X, last at Michigan	2, three times
Owen Freeman	22, vs. Nebraska	--	14, vs. Minnesota	6, vs. Wisconsin	5, North Florida	4 vs. NIU
Brock Harding	10, 2X, last vs. UMBC	2, vs. Oklahoma	2, 3X, last vs. FAMU	12 vs. UMBC	--	4 vs. UMBC
Spencer Hutchison	--	--	1, 3X, last vs. NIU	1, North Dakota	--	--
Carter Kingsbury	3, North Dakota	1, North Dakota	2, 2X, last vs. FAMU	1, vs. FAMU	--	--
Ben Krikke	25, twice	2, vs. Nebraska	12 vs. UMBC	5, Seton Hall	4 vs. Michigan	4, Ark. St.
Luc Laketa	4, vs. FAMU	--	--	1, North Dakota	--	--
Patrick McCaffery	22, Alabama St.	2, 4X, last vs. Minnesota	6, Seton Hall	4, at Wisconsin	2, Creighton	2, Creighton
Riley Mulvey	--	--	--	--	--	--
Tony Perkins	25, at Wisconsin	2, 5X, last at Michigan	8, at Maryland	15, vs. Nebraska	2, 3X, last vs. Minnesota	4, 3X, last vs. Rutgers
Payton Sandfort	26, 2X, last at Indiana	6, at Michigan	12, Alabama St.	6, vs. UMBC	2, 3X, last vs. Wisconsin	3 vs. Minnesota
Pryce Sandfort	12 vs. NIU	3 vs. NIU	3, 4X, last vs. NIU	2, 2X, last vs. NIU	1, 2X, last vs. Mich.	1, 4X, last at Indiana

CAREER BESTS

Player	Points	3-Pointers	Rebounds	Assists	Blocks	Steals
Dasonte Bowen	17, Arkansas St.	2, EIU, '22	4, Wisconsin, '22	5, 3X, last Michigan	1, 2X, last FAMU '23	3, Arkansas St.
Even Brauns	19, Bethel '21	--	12, Illinois St. '23	3, Indiana St. '23	7, Murray St. '23	3, twice
Jovone Cater	--	--	1, 2X, last vs. FAMU '23	--	--	1, vs. FAMU
Ladji Dembele	9, vs. FAMU	2, 2X, last at Creighton	6, at Minnesota	2, Creighton	2 vs. NIU	3, vs. FAMU
Josh Dix	21, at Minnesota	5, vs. Nebraska	5, 3X, last Wisconsin	7, vs. Purdue	2 vs. NIU	2, twice
Owen Freeman	22, vs. Nebraska	--	14, vs. Minnesota	6, vs. Wisconsin	5, North Florida	4 vs. NIU
Brock Harding	10, 2X, last vs. UMBC	2, vs. Oklahoma	2, 3X, last vs. FAMU	12 vs. UMBC	--	4 vs. UMBC
Spencer Hutchison	--	--	1, 3X, last vs. NIU	1, North Dakota	--	--
Carter Kingsbury	4, NCAT '22	1, three times	2, four times	1, five times	---	1, Omaha '22
Ben Krikke	34, UIC '23	3, twice	15, Illinois St. '21	6, twice	5, S. Illinois '23	4, Ark. St.
Luc Laketa	4, vs. FAMU	1, four times	2, SEMO, '22	1, twice	---	1, twice
Patrick McCaffery	24, Wisconsin, '22	6, Nebraska, '23	13, EIU, '22	4, five times	2, six times	5, Purdue, '23
Riley Mulvey	8, W. Michigan, '21	---	5, Alabama St, '21	1, four times	3, N'western, '22	1, three times
Tony Perkins	32, Illinois, '23	4, Michigan State	12, Illinois, '22	15, vs. Nebraska	2, 7X, last vs. MINN	5, N'Western, '22
Payton Sandfort	26, 3X, last at Indiana	6, 2X, last at Michigan	12, Alabama St.	6 vs. UMBC	2, 4X, last vs. Wisconsin	3 vs. Minnesota
Pryce Sandfort	12 vs. NIU	3 vs. NIU	3, 4X, last vs. NIU	2, 2X, last vs. NIU	1, 2X, last vs. Mich.	1, 4X, last at Indiana

THE LAST TIME A PLAYER...

Had 30 or more points

Iowa -- 32, Tony Perkins vs. Illinois, 2/4/23
Opponent -- 30, Zach Edey, Purdue, 1/20/24

Made at least 90% of his FGA (10 att.)

Iowa -- .923 (12-of-13), Filip Rebraca vs. SEMO, 12/17/22
Opponent -- .900 (9-of-10), Zach Edey, at Purdue, 12/4/23

Made 100% of his FTA (10 att.)

Iowa -- 1.000 (11-of-11), Tony Perkins vs. Maryland, 1/24/24
Opponent -- 1.000 (13-of-13), Jahmir Young at Maryland, 2/14/24

Had 15 or more rebounds

Iowa -- 20, Kris Murray vs. Georgia Tech, 11/29/22
Opponent -- 18, 2X, last Zach Edey, Purdue, 1/20/24

Had 10 or more assists

Iowa -- 15, Tony Perkins vs. Nebraska, 1/12/24
Opponent -- 13, Paul Mulcahy, Rutgers, 1/29/23

Had 5 or more blocks

Iowa -- 5, Owen Freeman vs. North Florida, 11/29/23
Opponent -- 5, Julian Reese, Maryland, 1/24/24

Had 5 or more steals

Iowa -- 5, Patrick McCaffery at Purdue, 2/9/23
Opponent -- 5, Chris McNeal, Cincinnati, 12/21/19

THE LAST TIME A TEAM...

Scored 100 or more points

Iowa -- 103 vs. Northern Illinois, 12/29/23
Opponent -- 106 by Michigan State, 2/25/23

Scored 40 or fewer points

Iowa -- 40 at Wisconsin, 3/3/10
Opponent -- 39 by UNC Wilmington, 11/8/13

Won an overtime game

Iowa -- 88-86 (OT) vs. Wisconsin, 2/17/24
Opponent -- 78-75 (OT) by Wisconsin, 12/11/22

Made at least 60% of its FGA (20 att.)

Iowa -- .600 (33-of-55) vs. Maryland, 1/15/23
Opponent -- .600 (36-of-60), Eastern Illinois, 12/21/22

Made at least 50% of its 3-pt. FGA (8 att.)

Iowa -- .500 (8-of-16) at Michigan, 1/27/24
Opponent -- .522 (12-of-23) at Penn State, 2/8/24

Made at least 90% of its FTA (10 att.)

Iowa -- 1.000 (18-of-18) at Michigan, 1/27/24
Opponent -- .917 (11-of-12) by Purdue, 2/9/23

2023-24 INDIVIDUAL SUPERLATIVES

CATEGORY

Points Scored
Total Field Goals
Total FG Attempted
Highest FG% (5 made)
Highest FG% (10 made)
3-Point Field Goals
3-Point FG% (min. 3 made)
Free Throws
Free Throws Attempted
Free Throw % (min. 5 made)
Offensive Rebounds
Defensive Rebounds
Total Rebounds
Assists
Turnovers
Blocked Shots
Steals
Minutes Played (including OT)

IOWA

26, Payton Sandfort, 2X, last at Indiana, 1/30/24
11, 3X, Ben Krikke twice / Owen Freeman vs. Nebraska, 1/12/24
19, Tony Perkins vs. Purdue, 1/20/24
1.00 (6-of-6), Owen Freeman vs. Wisconsin, 2/17/24
.846 (11-of-13), Owen Freeman vs. Nebraska, 1/12/24
6, Payton Sandfort (6-of-8) at Michigan, 1/27/24
.750, 2X, Pr. Sandfort (3-of-4) vs. NIU / Pa. Sandfort (6-of-8) at MI
11, 2X, Krikke vs. North Florida / Perkins vs. Maryland
13, Tony Perkins vs. Minnesota, 2/11/24
1.000, 7X, last Patrick McCaffery vs. Minnesota, 2/11/24
8, Payton Sandfort vs. North Florida, 11/29/23
11, Owen Freeman at Wisconsin, 1/2/24
14, Owen Freeman vs. Minnesota, 2/11/24
15, Tony Perkins vs. Nebraska, 1/12/24
5, Tony Perkins at Penn State, 2/8/24
5, Owen Freeman vs. North Florida, 11/29/23
4, 6X, last Tony Perkins vs. Rutgers, 1/6/24
38:35, Ben Krikke at Penn State, 2/8/24

OPPONENT

30, 2X, last Zach Edey vs. Purdue, 1/20/24
10, 2X, last Zach Edey vs. Purdue, 1/20/24
22, TJ Madlock vs. Alabama State, 11/10/23
.900 (9-of-10), Zach Edey at Purdue, 12/4/23
.666 (10-of-15), Zach Edey vs. Purdue, 1/20/24
6, David Coit (6-of-7) vs. NIU, 12/29/23
1.000 (3-of-3), Keshon Gilbert at Iowa State, 12/7/23
13, Jahmir Young at Maryland, 2/14/24
15, 2X, last Zach Edey vs. Purdue, 1/20/24
1.000 (13-of-13), Jahmir Young at Maryland, 2/14/24
9, Zach Edey at Purdue, 12/4/23
11, Steven Crowl at Wisconsin, 1/2/24
18, Zach Edey vs. Purdue, 1/20/24
9, 3X, last Braden Smith vs. Purdue, 1/20/24
5, 8X, last Ace Baldwin Jr. at Penn State, 2/8/24
5, Oliver Nkamhoua at Michigan, 1/27/24
4, 5X, last Chucky Hepburn vs. Wisconsin, 2/17/24
41:45, Chucky Hepburn vs. Wisconsin, 2/17/24

TEAM SUPERLATIVES

IOWA HIGH

110 vs. North Dakota, 11/7/23
56 (1st) vs. North Dakota, 11/7/23
10 vs. Wisconsin, 2/17/24
42, 2X, last vs. NIU, 12/29/23
84, 2X, last vs. NIU, 12/29/23
.590 (36-of-61) vs. North Florida, 11/29/23
15 vs. Nebraska, 1/12/24
35 vs. Nebraska, 1/12/24
.571 (8-of-14) vs. North Florida, 11/29/23
32 vs. Arkansas State, 11/17/23
46 vs. Arkansas State, 11/17/23
1.000, (18-of-18) at Michigan, 1/27/24
19 vs. Alabama State, 11/10/23
39 vs. Florida A&M, 12/16/23
48 vs. Alabama State, 11/10/23
23 at Maryland, 2/14/24
1, 3X, last at Maryland, 2/14/24
33 vs. UMBC, 12/20/23
19 at Iowa State, 12/7/23
9 vs. NIU, 12/29/23
15 vs. NIU, 12/29/23

IOWA LOW

65 at Iowa State, 12/7/23
24, 2X, last at Purdue, 12/4/23
10 vs. Wisconsin, 2/17/24
22 at Iowa State, 12/7/23
53 vs. Minnesota, 2/2/24
.354 (23-of-65) at Indiana, 1/30/24
2 vs. Arkansas State, 11/17/23
10 vs. Minnesota, 2/2/24
.167 vs. Arkansas State, 11/17/23
8 at Maryland, 2/14/24
10 at Penn State, 2/8/24
.500 (10-of-20) vs. Florida A&M, 12/16/23
3 vs. Seton Hall, 11/24/23
17 at Maryland, 2/14/24
28, 2X, last at Penn State, 2/8/24
10 vs. UMBC, 12/20/23
1, 3X, last at Maryland, 2/14/24
10, 2X, last at Indiana, 1/30/24
3 at Indiana, 1/30/24
0 vs. Nebraska, 1/12/24
4, 4X, last vs. Wisconsin, 2/17/24

CATEGORY

Points
Points/Half
Points/OT
Field Goals
Field Goal Att.
Field Goal %
3-Point Field Goals
3-Point FG Att.
3-Point FG %
Free Throws Made
Free Throw Att.
Free Throw %
Offensive Rebounds
Defensive Rebounds
Total Rebounds
Fouls
DQs
Assists
Turnovers
Blocked Shots
Steals

OPPONENT HIGH

92 vs. Creighton, 11/14/23
51 vs. Minnesota, 2/11/23
8 vs. Wisconsin, 2/17/24
34 at Purdue, 12/4/23
75 vs. Seton Hall, 11/24/23
.533 (32-of-60) at Iowa State, 12/7/23
13 vs. UMBC, 12/20/23
31 vs. North Florida, 11/29/23
.611 (11-of-18) vs. NIU, 12/29/23
25, 2X, last at Penn State, 2/8/24
35 at Wisconsin, 1/2/24
.867, (13-of-15) vs. Oklahoma, 11/23/23
19 vs. Purdue, 1/20/24
32 at Indiana, 1/30/24
50 vs. Purdue, 1/20/24
30 vs. Arkansas State, 11/17/23
1, vs. Wisconsin, 2/17/24
24 at Purdue, 12/4/23
21 vs. NIU, 12/29/23
8, 3X, last at Indiana, 1/30/24
12 at Iowa State, 12/7/23

OPPONENT LOW

52 vs. Florida A&M, 12/16/23
20 (1st) vs. Florida A&M, 12/16/23
8 vs. Wisconsin, 2/17/24
19 vs. Florida A&M, 12/16/23
50 at Penn State, 2/8/24
.302 (19-of-63) vs. Florida A&M, 12/16/23
4, 5X, last at Maryland, 2/14/24
15 vs. Florida A&M, 12/16/23
.154 vs. Nebraska, 1/12/24
4 vs. UMBC, 12/20/23
9, 2X, last vs. UMBC, 12/20/23
.444 (4-of-9) vs. UMBC, 12/20/23
4 vs. NIU, 12/29/23
17 vs. Minnesota, 2/2/24
29, 2X, last vs. Maryland, 1/24/24
11 at Maryland, 2/14/24
1, vs. Wisconsin, 2/17/24
6 vs. North Florida, 11/29/23
6 vs. Seton Hall, 11/24/23
1, 4X, last vs. Wisconsin, 2/17/24
2 vs. Creighton, 11/14/23

2023-24 INDIVIDUAL LEADERS GAME-BY-GAME

OPPONENT	SCORE	W/L	POINTS	REBOUNDS	ASSISTS	STEALS	BLOCKS
North Dakota (11/7)	110-68	W	Payton Sandfort, 21	Payton Sandfort, 9	Brock Harding, 7	4 players, 2	McCaffery/Pryce Sandfort, 2
Alabama State (11/10)	98-67	W	Patrick McCaffery, 22	Payton Sandfort, 12	Brock Harding, 7	Perkins/Harding, 2	3 players, 1
at Creighton (11/14)	92-84	L	Ben Krikke, 24	Payton Sandfort/T. Perkins, 6	Dasonte Bowen, 4	Tony Perkins, 3	Owen Freeman, 3
Arkansas State (11/17)	88-74	W	Ben Krikke, 25	Ben Krikke, 9	Payton Sandfort, 4	Ben Krikke, 4	Ben Krikke, 3
vs. Oklahoma (11/23)	79-67	L	Owen Freeman, 13	Sandfort/Freeman, 7	Perkins/Harding, 2	4 players, 1	Owen Freeman, 3
vs. Seton Hall (11/24)	85-72	W	Payton Sandfort, 22	Payton Sandfort, 9	Ben Krikke, 5	4 players, 1	Perkins/Freeman, 1
North Florida (11/29)	103-78	W	Perkins/ Krikke, 21	Payton Sandfort, 8	Dasonte Bowen, 3	Owen Freeman, 3	Owen Freeman, 5
at Purdue (12/4)	87-68	L	Ben Krikke, 16	Ben Krikke, 7	Bowen/Pa. Sandfort, 4	Owen Freeman, 2	Even Brauns, 2
at Iowa State (12/7)	90-65	L	Payton Sandfort, 14	Owen Freeman, 8	Dasonte Bowen, 4	Pa. Sandfort/Harding, 2	Owen Freeman, 3
Michigan (12/10)	90-80	L	Ben Krikke, 24	Ben Krikke, 8	Dasonte Bowen, 5	Tony Perkins, 4	3 players, 1
vs. Florida A&M (12/16)	88-52	W	Owen Freeman, 14	Owen Freeman, 11	Tony Perkins, 7	Ladji Dembele, 3	6 players, 1
UMBC (12/20)	103-81	W	Tony Perkins, 23	Ben Krikke, 12	Brock Harding, 12	Harding/Perkins, 4	Owen Freeman, 1
Northern Illinois (12/29)	103-74	W	Ben Krikke, 20	Owen Freeman, 9	Tony Perkins, 8	Tony Perkins, 4	Owen Freeman, 3
at Wisconsin (1/2)	83-72	L	Tony Perkins, 25	Owen Freeman, 13	Patrick McCaffery, 4	Tony Perkins, 3	Owen Freeman, 3
Rutgers (1/6)	86-77	W	Payton Sandfort, 24	Ben Krikke, 10	Josh Dix, 4	Tony Perkins, 4	Owen Freeman, 2
Nebraska (1/12)	94-76	W	Owen Freeman, 22	Freeman/ Pa. Sandfort, 10	Tony Perkins, 15	Josh Dix, 2	--
at Minnesota (1/15)	86-77	W	Ben Krikke, 25	Owen Freeman, 8	3 players, 5	Dix/Dembele, 2	Perkins/Dembele, 1
Purdue (1/20)	84-70	L	Tony Perkins, 24	Payton Sandfort, 7	Josh Dix, 7	Josh Dix, 2	Tony Perkins, 1
Maryland (1/24)	69-67	L	Tony Perkins, 20	Owen Freeman, 9	4 players, 2	Tony Perkins, 3	Payton Sandfort, 2
at Michigan (1/27)	88-78	W	Payton Sandfort, 26	Owen Freeman, 9	Tony Perkins, 5	Tony Perkins, 3	Owen Freeman, 3
at Indiana (1/30)	74-68	L	Payton Sandfort, 26	Payton Sandfort, 8	Tony Perkins, 3	Tony Perkins, 3	Tony Perkins, 2
Ohio State (2/2)	79-77	W	Tony Perkins, 20	Tony Perkins, 7	Tony Perkins, 4	Payton Sandfort, 2	Payton Sandfort, 2
at Penn State (2/8)	89-79	L	Ben Krikke, 22	Krikke/Freeman, 5	Tony Perkins, 8	Freeman/Harding, 2	Josh Dix, 1
Minnesota (2/11)	90-85	W	Pa. Sandfort/McCaffery, 21	Owen Freeman, 14	3 players, 4	Perkins/Pa. Sandfort, 2	Owen Freeman, 4
at Maryland (2/14)	78-66	L	Payton Sandfort, 19	Freeman/Perkins, 8	Perkins/Sandfort, 3	Ben Krikke, 2	Owen Freeman, 3
Wisconsin (2/17)	88-86	W	Owen Freeman, 20	Owen Freeman, 12	Owen Freeman, 6	Owen Freeman, 2	Owen Freeman, 4

2023-24 LEAD/DEFICIT BREAKDOWN GAME-BY-GAME

OPPONENT	FIRST HALF SCORE			SECOND HALF SCORE			FINAL SCORE			LARGEST		TIMES TIED	LEAD CHANGES	TIME LED MIN. (40 MAX)
	UI	OPP	MARGIN	UI	OPP	MARGIN	UI	OPP	MARGIN	LEAD	DEFICIT			
North Dakota (11/7)	56	32	+24	54	36	+18	110	68	+42	44	--	--	--	39:12
Alabama State (11/10)	49	37	+12	49	30	+19	98	67	+31	31	1	2	2	39:17
at Creighton (11/14)	43	43	0	41	49	-8	84	92	-8	7	17	8	14	12:12
Arkansas State (11/17)	49	39	+10	39	35	+4	88	74	+14	16	--	1	--	39:22
vs. Oklahoma (11/23)	24	36	-12	43	43	0	67	79	-12	0	22	1	--	--
vs. Seton Hall (11/24)	44	33	+11	41	39	+2	85	72	+13	18	2	1	1	37:43
North Florida (11/29)	47	43	+4	56	35	+21	103	78	+25	25	5	1	9	36:04
at Purdue (12/4)	24	45	-21	44	42	+2	68	87	-19	0	35	1	--	--
at Iowa State (12/7)	29	47	-18	36	43	-7	65	90	-25	1	32	--	2	0:35
Michigan (12/10)	33	35	-2	47	55	-8	80	90	-10	5	20	10	9	5:55
vs. Florida A&M (12/16)	43	20	+23	45	32	+13	88	52	+36	43	--	--	--	39:44
UMBC (12/20)	50	36	+14	53	45	+8	103	81	+22	28	5	7	7	28:16
Northern Illinois (12/29)	54	48	+6	49	26	+23	103	74	+29	37	5	4	5	35:35
at Wisconsin (1/2)	32	32	0	40	51	-11	72	83	-11	7	13	7	5	15:48
Rutgers (1/6)	41	34	+7	45	43	+2	86	77	+9	18	1	1	2	37:43
Nebraska (1/12)	41	36	+5	53	40	+13	94	76	+18	21	1	3	4	36:24
at Minnesota (1/15)	39	32	+7	47	45	+2	86	77	+9	12	11	2	2	31:13
Purdue (1/20)	34	47	-13	36	37	-1	70	84	-14	4	19	2	3	7:22
Maryland (1/24)	34	28	+6	33	41	-8	67	69	-2	10	3	5	8	33:36
at Michigan (1/27)	42	44	-2	46	34	+12	88	78	+10	13	9	5	11	25:06
at Indiana (1/30)	28	39	-11	40	35	+5	68	74	-6	3	17	7	6	2:05
Ohio State (2/2)	36	38	-2	43	39	+4	79	77	+2	5	4	15	10	19:50
at Penn State (2/8)	34	42	-8	45	47	-2	79	89	-10	7	11	7	6	8:28
Minnesota (2/11)	39	51	-13	52	34	+18	90	85	+5	8	20	2	2	5:47
at Maryland (2/14)	37	31	+6	29	47	-18	66	78	-12	11	12	1	2	29:19
Wisconsin (2/17)	43	47	-4	35	31	+4	88	86	+2	9	13	9	11	14:14
TOTALS	1024	995	+29	1106	1034	+107	2175	2037	+138	44	35	15	14	39:44
AVG/GM - OVERALL	39.4	38.3	+1.1	43.9	39.8	+4.1	83.7	78.3	+5.3					
CONFERENCE TOTALS	536	581	-45	635	621	+14	1181	1210	-29	21	35	15	11	37:43
AVG/GM - CONFERENCE	35.7	38.7	-3.0	42.3	41.4	+0.9	78.7	80.7	-1.9					

2023-24 SPECIALITY SCORING STATS

OPPONENT	PAINT			OFF TURNOVERS			2ND CHANCE			FAST BREAK			BENCH		
	UI	OPP	MARGIN	UI	OPP	MARGIN	UI	OPP	MARGIN	UI	OPP	MARGIN	UI	OPP	MARGIN
North Dakota (11/7)	50	44	+6	31	6	+25	12	10	+2	27	3	+24	38	20	+18
Alabama State (11/10)	48	26	+22	20	5	+15	19	9	+10	27	11	+16	32	26	+6
at Creighton (11/14)	24	42	-18	13	7	+6	11	9	+2	5	19	-14	18	32	-14
Arkansas State (11/17)	44	34	+10	17	4	+13	13	10	+3	21	8	+13	18	23	-5
vs. Oklahoma (11/23)	34	46	-12	13	20	-7	13	8	+5	5	15	-10	29	19	+10
vs. Seton Hall (11/24)	40	38	+2	8	14	-6	2	17	-15	14	7	+7	17	10	+7
North Florida (11/29)	46	34	+12	28	15	+13	10	6	+4	20	7	+13	26	34	-8
at Purdue (12/4)	34	50	-16	11	15	-4	15	17	-2	10	3	+7	20	21	-1
at Iowa State (12/7)	18	46	-18	9	25	-16	11	17	-6	13	10	+3	32	11	+21
Michigan (12/10)	36	36	0	13	18	-5	10	9	+1	14	14	0	12	21	-9
vs. Florida A&M (12/16)	42	18	+24	10	13	-3	14	4	+10	13	5	+8	38	24	+14
UMBC (12/20)	66	34	+28	23	7	+14	20	21	-1	28	6	+22	25	24	+1
Northern Illinois (12/29)	56	30	+26	18	6	+12	11	5	+6	38	13	+25	36	14	+22
at Wisconsin (1/2)	36	42	-6	14	24	-10	10	15	-5	13	15	-2	9	15	-6
Rutgers (1/6)	38	36	+2	16	18	-2	13	14	-1	11	13	-2	6	32	-26
Nebraska (1/12)	32	46	-14	8	7	+1	12	10	+2	16	6	+10	18	34	-16
at Minnesota (1/15)	56	38	+18	16	15	+1	15	12	+3	14	13	+1	6	12	-6
Purdue (1/20)	34	36	-2	11	9	+2	6	18	-12	7	0	+7	5	12	-7
Maryland (1/24)	40	34	+6	11	10	+1	15	10	+5	6	7	-1	10	6	+4
at Michigan (1/27)	34	26	+8	15	9	+6	10	10	0	9	4	+5	9	16	-7
at Indiana (1/30)	24	32	-8	12	5	+7	4	15	-11	19	4	+15	4	20	-16
Ohio State (2/2)	38	40	-2	8	6	+2	10	11	-1	17	0	+17	14	14	0
at Penn State (2/8)	46	26	+20	15	14	+1	13	14	-1	10	3	+7	20	21	-1
Minnesota (2/11)	44	28	+16	17	13	+4	18	10	+8	16	12	+4	24	28	-4
at Maryland (2/14)	28	40	-12	18	12	6	11	16	-5	8	8	0	16	28	-12
Wisconsin (2/17)	34	46	-12	5	8	-3	9	8	+1	8	2	+6	11	11	0
TOTALS	1022	948	+74	389	305	+84	325	305	+20	389	208	+181	497	524	-27
AVG/GAME - OVERALL	39.3	36.5	+2.8	15.0	11.7	+3.2	12.5	11.7	+0.8	15	8	+7	19.1	20.2	-1
CONF. TOTALS	554	556	-2	190	183	7	180	189	-9	178	104	+74	188	287	-99
AVG/GM - CONF.	36.9	37.1	-0.1	12.7	12.2	+0.5	12.0	12.6	-0.6	11.9	6.9	+4.9	12.5	19.1	-6.6

2023-24 MISCELLANEOUS STATS

STARTING LINEUP
(W-L)

	1	2	3	4	5
(6-5)	Josh Dix	Tony Perkins	Payton Sandfort	Ben Krikke	Owen Freeman
(5-3)	Dasonte Bowen	Tony Perkins	Patrick McCaffery	Payton Sandfort	Ben Krikke
(4-2)	Tony Perkins	Patrick McCaffery	Payton Sandfort	Ben Krikke	Owen Freeman
(0-1)	Josh Dix	Tony Perkins	Patrick McCaffery	Payton Sandfort	Ben Krikke

LEADS & DEFICITS

Iowa's Biggest Halftime Lead	24 (56-32) vs. North Dakota, 11/7/23
Iowa's Biggest Halftime Lead Blown	6 (34-28) vs. Maryland, 1/24/24
Iowa's Biggest Halftime Deficit	21 (45-24) vs. Purdue, 12/4/23
Iowa's Biggest Halftime Deficit Erased	13 (51-38) vs. Minnesota, 2/11/24
Iowa's Biggest Overall Lead	44 (110-66) vs. North Dakota, 11/7/23
Iowa's Biggest Win Total	42 (110-68) vs. North Dakota, 11/7/23
Iowa's Biggest Loss Total	25 (90-65) at Iowa State, 12/7/23
Iowa's Biggest Lead Blown	10 (24-14) vs. Maryland, 11/24/24
Iowa's Biggest Overall Deficit	35 (69-34) vs. Purdue, 12/4/23
Iowa's Biggest Deficit Overcome	20 (62-42) vs. Minnesota, 2/11/24

JUMP BALLS CONTROLLED
(INCLUDES OT)

Iowa	10
Opponents	16

HOW IOWA SCORED FIRST POINTS

Jump Shot	10
Lay-in/Lay-up	7
3-Pointer	5
Free Throw	2
Dunk	2
Alley-Oop	-
Follow	-

WHO SCORED IOWA'S FIRST POINTS

Tony Perkins	8
Payton Sandfort	6
Owen Freeman	4
Dasonte Bowen	3
Ben Krikke	3
Josh Dix	2
PLAYERS IN DOUBLE FIGURES	
1 Player	-
2 Players	3
3 Players	7
4 Players	11
5 Players	2
6 Players	3

FIRST PLAYER OFF THE BENCH
(sometimes multiple players)

Josh Dix	10
Dasonte Bowen	10
Ladji Dembele	7
Owen Freeman	5
Dasonte Bowen	5
Patrick McCaffery	5
Even Brauns	1
Brock Harding	1

MISCELLANEOUS STATS

NO. - PLAYER	DUNKS	FT-FTA (LAST 5:00/OT)
0 - Brauns	3	--
2 - Harding	-	2-of-3 (.666)
4 - Dix	3	--
5 - Bowen	-	6-of-7 (.857)
10 - Cater	-	--
11 - Perkins	9	29-of-38 (.763)
13 - Dembele	2	2-of-2 (1.00)
14 - Kingsbury	-	--
20 - Payton Sandfort	1	8-of-10 (.800)
22 - McCaffery	8	7-of-9 (.778)
23 - Krikke	2	8-of-10 (.800)
24 - Pryce Sandfort	-	4-of-5 (.800)
25 - Laketa	-	1-of-4 (.250)
32 - Freeman	32	9-of-13 (.692)
44 - Mulvey	-	--

DOUBLE FIGURE SCORING GAMES

Player	19-20	20-21	21-22	22-23	23-24	Career
Ben Krikke	9	21	22	30	18	100
Tony Perkins	--	--	10	20	23	53
Patrick McCaffery	--	6	21	11	11	50
Payton Sandfort	--	--	6	14	20	40
Owen Freeman	--	--	--	--	14	14
Even Brauns	--	1	1	10	--	12
Josh Dix	--	--	--	1	6	7
Dasonte Bowen	--	--	--	1	4	5
Brock Harding	--	--	--	--	2	2
Pryce Sandfort	--	--	--	--	1	1

20-POINT SCORING GAMES

Player	19-20	20-21	21-22	22-23	23-24	Career
Ben Krikke	--	2	7	15	7	31
Tony Perkins	--	--	1	5	8	14
Payton Sandfort	--	--	1	6	6	13
Patrick McCaffery	--	--	--	5	2	7
Owen Freeman	--	--	--	--	2	2

DOUBLE-FIGURE REBOUNDING GAMES

Player	19-20	20-21	21-22	22-23	23-24	Career
Even Brauns	--	--	--	5	--	5
Ben Krikke	--	1	--	2	2	5
Owen Freeman	--	--	--	--	5	5
Payton Sandfort	--	--	--	--	3	3
Tony Perkins	--	--	1	1	--	2
Patrick McCaffery	--	--	--	1	--	1

DOUBLE-DOUBLES

Player	19-20	20-21	21-22	22-23	23-24	Career
Ben Krikke	--	1	--	2	2	5
Owen Freeman	--	--	--	--	5	5
Even Brauns	--	--	--	4	--	4
Tony Perkins	--	--	1	1	1	3
Payton Sandfort	--	--	--	--	3	3
Patrick McCaffery	--	--	--	1	--	1
Brock Harding	--	--	--	--	1	1

4+ 3-POINTER GAMES

Player	19-20	20-21	21-22	22-23	23-24	Career
Payton Sandfort	--	--	2	4	8	14
Patrick McCaffery	--	--	1	1	--	2
Tony Perkins	--	--	--	1	--	1
Josh Dix	--	--	--	--	1	1

5+ ASSIST GAMES

Player	19-20	20-21	21-22	22-23	23-24	Career
Tony Perkins	--	--	4	7	8	19
Ben Krikke	--	--	2	5	--	7
Josh Dix	--	--	--	2	2	4
Dasonte Bowen	--	--	--	--	3	3
Brock Harding	--	--	--	--	3	3
Payton Sandfort	--	--	--	1	2	3
Owen Freeman	--	--	--	--	1	1

3+ STEAL GAMES

Player	19-20	20-21	21-22	22-23	23-24	Career
Tony Perkins	--	--	3	5	10	18
Patrick McCaffery	--	--	1	2	--	3
Even Brauns	--	--	1	1	--	2
Ben Krikke	--	--	1	--	1	2
Owen Freeman	--	--	--	--	1	2
Payton Sandfort	--	--	--	--	1	1
Dasonte Bowen	--	--	--	--	1	1
Ladji Dembele	--	--	--	--	1	1
Brock Harding	--	--	--	--	1	1

3+ BLOCK GAMES...

Player	19-20	20-21	21-22	22-23	23-24	Career
Owen Freeman	--	--	--	--	10	10
Even Brauns	--	--	2	4	--	6
Ben Krikke	--	2	1	2	1	6
Riley Mulvey	--	--	1	--	--	1

IOWA'S 2023-24 RECORD WHEN...

When playing at home:	11-3	When leading at the half:	11-2	When wearing White:	7-1
When playing on the road:	2-7	When trailing at the half:	4-7	When wearing Black:	3-6
When playing on a neutral court:	2-1	When tied at the half:	0-2	When wearing Gold:	3-3
				When wearing Gray:	2-1
When Iowa scores 100 points or more:	4-0	Iowa field goal percentage at home:	453-of-920	.492	
When Iowa scores 90-99 points:	3-0	Iowa field goal percentage on road:	355-of-758	.468	
When Iowa scores 80-89 points:	7-2	Iowa 3-point percentage at home:	92-of-266	.346	
When Iowa scores 70-79 points:	1-3	Iowa 3-point percentage on road:	75-of-231	.324	
When Iowa scores under 70 points:	0-6	Iowa free throw percentage at home:	261-of-335	.779	
		Iowa free throw percentage on road:	171-of-229	.746	
When opponent scores 100 points or more:	0-0	On Sunday:	1-1		
When opponent scores 90-99 points:	0-3	On Monday:	1-1		
When opponent scores 80-89 points:	3-4	On Tuesday:	1-3		
When opponent scores 70-79 points:	9-3	On Wednesday:	2-2		
When opponent scores 60-69 points:	2-1	On Thursday:	0-2		
When opponent scores fewer than 60 points:	1-0	On Friday:	5-1		
When Iowa shoots at least 50% from the field:	11-2	On Saturday:	5-1		
When Iowa shoots less than 50% from the field:	4-9	On BTN:	8-7		
When opponent shoots at least 50% from the field:	0-5	On CBS:	0-0		
When opponent shoots less than 50% from the field:	15-6	On ESPN:	0-0		
When Iowa has higher FG% than opponent:	14-2	On ESPN2:	0-0		
When opponent has higher FG%:	0-9	On ESPNU:	0-1		
When FG% is equal:	0-0	On B1G+:	3-0		
		On Peacock	1-0		
		On FS1	3-3		
		On CBS SN:	0-0		
When Iowa outrebounds opponent:	11-3	On NBC SN:	0-0		
When opponent has more rebounds:	4-8	On FOX:	0-0		
When rebounds are equal:	0-0	On TruTV:	0-0		
		On TNT:	0-0		
When Iowa shoots at least 80% from the line:	10-5				
When Iowa shoots less than 80% from the line:	5-6				
When opponent shoots at least 80% from the line:	2-4				
When opponent shoots less than 80% from the line:	13-7				
When Iowa shoots more free throws than opponent:	11-2				
When opponent shoots more free throws:	4-9				
When free throws attempts are equal:	0-0				
When Iowa has higher FT% than opponent:	12-5				
When opponent has higher FT%:	3-6				
When FT% is equal:	0-0				
When Iowa shoots at least 50% from 3-point range:	4-0				
When Iowa shoots less than 50% from 3-point range:	11-11				
When opponent shoots at least 50% from 3-point range:	2-1				
When opponent shoots less than 50% from 3-point range:	13-10				
When Iowa has a higher 3-point FG% than opponent:	9-2				
When opponent has a higher 3-point FG%:	6-9				
When 3-point FG% is equal:	0-0				
When Iowa has more assists than opponent:	11-0				
When opponent has more assists:	4-10				
When assists are equal:	0-1				
When Iowa has fewer turnovers than opponent:	10-4				
When opponent has fewer turnovers:	4-5				
When turnovers are equal:	1-2				
When Iowa has more steals than opponent:	10-5				
When opponent has more steals:	2-6				
When steals are equal:	3-0				

UNDER HEAD COACH FRAN McCAFFERY... IOWA'S RECORD WHEN...

When playing at home:	187-53	When leading at the half:	225-47	When wearing White:	162-46
When playing on the road:	55-93	When trailing at the half:	41-132	When wearing Black:	67-109
When playing on a neutral court:	34-39	When tied at the half:	9-7	When wearing Gold:	40-21
				When wearing Gray:	7-10
When Iowa scores 100 points or more:	26-0	Iowa field goal percentage at home:	6,734-14,396	.468	
When Iowa scores 90-99 points:	50-8	Iowa field goal percentage on road:	5,704-13,051	.437	
When Iowa scores 80-89 points:	87-23	Iowa 3-point percentage at home:	1,799-4,916	.366	
When Iowa scores 70-79 points:	80-59	Iowa 3-point percentage on road:	1,487-4,373	.340	
When Iowa scores under 70 points:	33-97	Iowa free throw percentage at home:	4,148-5,697	.728	
		Iowa free throw percentage on road:	2,999-4,069	.737	
When opponent scores 100 points or more:	1-7	On Sunday:	51-31		
When opponent scores 90-99 points:	3-31	On Monday:	19-10		
When opponent scores 80-89 points:	21-56	On Tuesday:	39-27		
When opponent scores 70-79 points:	85-59	On Wednesday:	25-26		
When opponent scores 60-69 points:	87-31	On Thursday:	41-46		
When opponent scores fewer than 60 points:	79-3	On Friday:	40-17		
		On Saturday:	56-29		
When Iowa shoots at least 50% from the field:	110-17	On BTN:	117-93		
When Iowa shoots less than 50% from the field:	167-169	On CBS:	6-6		
When opponent shoots at least 50% from the field:	16-79	On ESPN:	16-21		
When opponent shoots less than 50% from the field:	118-107	On ESPN2:	25-19		
When Iowa has higher FG% than opponent:	109-31	On ESPNU:	18-10		
When opponent has higher FG%:	41-153	On FS1:	25-17		
When FG% is equal:	2-2	On FOX:	5-2		
		On CBS SN:	2-4		
When Iowa outrebounds opponent:	205-69	On NBC SN:	2-1		
When opponent has more rebounds:	65-108	On truTV:	1-1		
When rebounds are equal:	7-10	On TNT:	0-1		
		On Peacock:	1-0		
When Iowa shoots at least 80% from the line:	80-42	Most Points, First Half: 68 vs. Alabama State, '18			
When Iowa shoots less than 80% from the line:	196-143	Fewest Points, First Half: 14 vs. Indiana, '13			
When opponent shoots at least 80% from the line:	60-46	Most Points Allowed, First Half: 61 at Purdue, '20			
When opponent shoots less than 80% from the line:	218-140	Fewest Points Allowed, First Half: 12 vs. UNC Wilmington, '13			
When Iowa shoots more free throws than opponent:	224-78	Most Points, Second Half: 70 at Michigan State, '23			
When opponent shoots more free throws:	39-102	Fewest Points, Second Half: 15 vs. Northern Iowa, '14			
When free throws attempts are equal:	12-5	Most Points Allowed, Second Half: 64 vs. Michigan State, '23			
When Iowa has higher FT% than opponent:	181-79	Fewest Points Allowed, Second Half: 16 vs. UNI, '10			
When opponent has higher FT%:	92-105	Largest Halftime Advantage: 37 vs. Arkansas-Pine Bluff, '13			
When FT% is equal:	3-3	Largest Halftime Deficit: 31 vs. Purdue, '18			
When Iowa shoots at least 50% from 3-point range:	42-10				
When Iowa shoots less than 50% from 3-point range:	233-178				
When opponent shoots at least 50% from 3-point range:	10-33				
When opponent shoots less than 50% from 3-point range:	267-154				
When Iowa has a higher 3-point FG% than opponent:	196-55				
When opponent has a higher 3-point FG%:	73-133				
When 3-point FG% is equal:	1-2				
When Iowa has more assists than opponent:	204-45				
When opponent has more assists:	59-125				
When assists are equal:	13-16				
When Iowa has fewer turnovers than opponent:	183-71				
When opponent has fewer turnovers:	75-97				
When turnovers are equal:	19-19				
When Iowa has more steals than opponent:	167-63				
When opponent has more steals:	81-105				
When steals are equal:	28-18				

IOWA SUPERLATIVES UNDER McCAFFERY

TEAM

Most Points Scored

- 116 -- Savannah State (11/13/16)
- 112 -- North Carolina A&T (11/11/22)
- 112 -- Michigan State (2/25/23)
- 112 -- Northwestern (3/10/22)
- 111 -- SIU Edwardsville (11/26/10)
- 110 -- North Dakota (11/7/23)**
- 110 -- Maryland (2/10/22)
- 110 -- Savannah State (12/22/18)

Fewest Points Allowed

- 36 -- Howard (11/15/12)
- 39 -- UNC Wilmington (11/8/13)
- 39 -- Northern Iowa (12/7/10)
- 40 -- Louisiana Monroe (11/16/10)
- 41 -- Abilene Christian (11/17/13)

Field Goals Made

- 43 -- Northwestern (3/10/22)
- 42 -- Northern Illinois (12/29/23)**
- 42 -- UMBC (12/20/23)**
- 42 -- Savannah State (11/13/16)
- 42 -- Central Arkansas (12/19/11)
- 41 -- North Carolina A&T (11/11/22)
- 41 -- Northern Illinois (12/13/20)
- 40 -- North Dakota (11/7/23)**
- 40 -- Coppin State (11/15/15)
- 39 -- Nebraska (2/13/22)
- 39 -- Maryland (2/10/22)
- 39 -- Savannah State (12/22/18)
- 39 -- Kennesaw State (12/29/19)

Field Goals Attempted

- 87 -- Savannah State (11/13/16)
- 84 -- Northern Illinois (12/29/23)**
- 84 -- UMBC (12/20/23)**
- 79 -- North Carolina A&T (11/11/22)
- 79 -- Oregon (3/18/12)
- 78 -- Minnesota (12/25/20)
- 77 -- Penn State (1/31/22)
- 77 -- Nebraska (1/7/20)
- 77 -- Nebraska (1/5/17)

Field Goal Percentage (20 Made)

- .680 -- Illinois (1/20/19)
- .643 -- Maryland (2/8/15)
- .630 -- Indiana (1/29/12)
- .627 -- Michigan (2/5/15)
- .623 -- Abilene Christian (11/17/13)

3-Point Field Goals Made

- 20 -- Alabama State (11/18/21) *
- 19 -- Northwestern (3/10/22)
- 19 -- Maryland (2/10/22)
- 19 -- Savannah State (12/22/18)
- 18 -- Savannah State (11/13/16)
- 17 -- North Carolina (12/8/20)
- 17 -- Michigan State (2/25/23)

3-Point Field Goals Attempted

- 44 -- Alabama State (11/18/21) *
- 43 -- Nebraska (3/4/21)
- 43 -- Savannah State (11/13/16)
- 42 -- Savannah State (12/22/18)
- 40 -- North Carolina (12/8/20)
- 37 -- Nebraska (3/5/23)

3-Point FG Percentage (10 Made)

- .714 (15-21) Illinois (1/20/19)
- .655 (19-29) Northwestern (3/10/22)
- .632 (12-19) Wisconsin (2/18/21)
- .619 (13-21) Northern Illinois (11/17/11)
- .615 (16-26) Maryland (2/25/17)

Free Throws Made

- 39 -- Indiana (2/21/17)
- 38 -- Omaha (11/10/13)
- 35 -- NC Central (11/16/21)
- 34 -- Green Bay (11/11/18)
- 34 -- Illinois (2/28/18)
- 33 -- Illinois (1/11/18)

Free Throws Attempted

- 49 -- Omaha (11/10/13)
- 47 -- Indiana (2/21/17)
- 46 -- Arkansas State (11/17/23)**
- 45 -- Green Bay (11/11/18)
- 43 -- UM Eastern Shore (11/14/13)
- 43 -- Michigan State (1/28/14)
- 41 -- NC Central (11/16/21)
- 41 -- Illinois (2/28/18)

Free Throw Percentage (10 Made)

- 1.000 (18-18) at Michigan (1/27/24)**
- 1.000 (15-15) Illinois (3/8/20)
- 1.000 (15-15) Virginia (3/27/13)
- 1.000 (13-13) Purdue (12/28/16)
- .944 (17-18) Purdue (1/27/22)
- .933 (14-15) Iowa State (12/9/21)
- .929 (26-28) North Florida (12/22/14)
- .926 (25-27) Rutgers (3/11/22)
- .926 (25-27) Penn State (2/28/15)

Most Rebounds

- 57 -- Western Illinois (12/3/20)
- 57 -- Md. Eastern Shore (11/14/13)
- 56 -- UNC Wilmington (11/8/13)
- 56 -- Brown (12/3/11)
- 56 -- SC State (12/19/12)
- 55 -- Minnesota (12/25/20)

Most Assists

- 34 -- Northern Illinois (12/29/17)
- 33 -- UMBC (12/20/23)**
- 33 -- Savannah State (11/13/16)
- 32 -- Central Arkansas (12/19/11)
- 31 -- Coppin State (11/15/15)
- 30 -- Nebraska (12/24)**
- 30 -- Savannah State (12/22/18)

Most Steals

- 19 -- SIU Edwardsville (11/26/10)
- 16 -- UMBC (12/6/14)
- 15 -- Northern Illinois (12/29/23)**
- 15 -- Indiana (1/13/22)
- 15 -- Western Michigan (11/22/21)
- 15 -- Rutgers (1/31/17)
- 14 -- Kennesaw State (12/29/19)
- 14 -- Maryland (1/19/17)
- 14 -- Marquette (11/19/15)
- 14 -- Penn (11/22/13)
- 14 -- Idaho St (12/4/10)
- 14 -- Chicago St (11/11/11)

Most Blocked Shots

- 14 -- Drake (12/19/15) *
- 13 -- Illinois (3/5/13)
- 12 -- UNC Wilmington (11/8/13)
- 12 -- Northern Illinois (11/26/14)
- 11 -- Michigan State (12/29/15)
- 10 -- Penn State (2/15/14)
- 10 -- UT-Pan American (11/9/12)

Fewest Turnovers

- 3 -- Indiana (1/30/24)**
- 3 -- Temple (3/18/16)
- 3 -- Drake (12/19/15)
- 4 -- UMBC (12/20/23)**
- 4 -- North Carolina A&T (11/11/22)
- 4 -- Illinois (12/6/21)
- 4 -- Virginia (11/29/21)
- 4 -- Michigan (1/17/16)
- 4 -- Northwestern (2/15/15)

* -- denotes school record

INDIVIDUAL

Most Points:

- 44 -- Luka Garza at Michigan (12/6/19)
- 42 -- Peter Jok vs. Memphis (11/26/16)
- 41 -- Luka Garza vs. Southern (11/27/20)
- 38 -- Luka Garza at Indiana (2/13/20)
- 37 -- Keegan Murray vs. Nebraska (2/13/22)
- 36 -- Luka Garza vs. Oregon (3/22/21)
- 35 -- Keegan Murray vs. Maryland (1/3/22)
- 35 -- Keegan Murray vs. Utah State (12/18/21)
- 35 -- Luka Garza vs. Western Illinois (12/3/20)
- 35 -- Peter Jok vs. Indiana (2/21/17)

Field Goals Made

- 17 -- Luka Garza at Michigan (12/6/19)
- 15 -- Keegan Murray vs. Nebraska (2/13/22)
- 14 -- Keegan Murray vs. Maryland (1/3/22)
- 14 -- Luka Garza vs. Oregon (3/22/21)
- 14 -- Luka Garza vs. Southern (11/27/20)
- 14 -- Luka Garza at Indiana (2/13/20)
- 13 -- Kris Murray vs. Omaha (11/21/22)
- 13 -- Keegan Murray vs. W. Illinois (12/29/21)
- 13 -- Keegan Murray vs. Utah State (12/18/21)
- 13 -- Luka Garza vs. Minnesota (1/10/21)
- 13 -- Luka Garza vs. Iowa State (12/11/20)
- 13 -- Luka Garza vs. Western Illinois (12/3/20)
- 13 -- Luka Garza vs. Penn State (1/4/20)

Field Goals Attempted

- 32 -- Luka Garza at Michigan (12/6/19)
- 28 -- Luka Garza vs. Penn State (2/29/20)
- 27 -- Luka Garza at Minnesota (12/25/20)
- 27 -- Kris Murray at Minnesota (2/12/23)
- 24 -- Devyn Marble vs. Wisconsin (1/5/14)
- 24 -- Peter Jok vs. Nebraska (1/5/17)

3-Point FG Made

- 10 -- Jordan Bohannon at Maryland (2/10/22) *
- 8 -- Keegan Murray vs. Indiana (3/12/22)
- 8 -- Jordan Bohannon vs. Nebraska (3/4/21)
- 8 -- Peter Jok vs. Memphis (11/26/16)
- 8 -- Jordan Bohannon vs. Maryland (2/25/17)
- 7 -- Jordan Bohannon vs. N. Carolina (12/8/20)
- 7 -- Jordan Bohannon vs. N.western (2/25/18)
- 7 -- Jordan Bohannon vs. Notre Dame (11/29/16)
- 7 -- Jordan Bohannon vs. TCU (3/19/17)
- 7 -- Devyn Marble vs. Oregon (3/18/12)
- 7 -- Matt Gatens vs. Wisconsin (2/23/12)
- 7 -- Matt Gatens vs. Indiana (2/19/12)

3-Point Field Goals Attempted

- 16 -- Jordan Bohannon at Maryland (2/10/22)
- 16 -- Jordan Bohannon vs. N. Carolina (12/8/20)
- 15 -- Jordan Bohannon at Notre Dame (12/3/16)
- 14 -- Jordan Bohannon at Syracuse (12/3/19)
- 14 -- Jordan Bohannon vs. Savannah St. (12/22/18)
- 14 -- Jordan Bohannon vs. N.western (2/25/18)
- 13 -- Kris Murray vs. Michigan (1/12/23)
- 13 -- Kris Murray vs. Nebraska (3/5/23)

Free Throws Made

- 22 -- Peter Jok vs. Indiana (2/21/17) *
- 15 -- Tony Perkins vs. Indiana (2/4/23)
- 14 -- Roy Devyn Marble vs. UNI (12/15/12)
- 14 -- Aaron White vs. Texas (11/20/14)
- 13 -- Tyler Cook vs. UAB (11/22/17)
- 13 -- Aaron White vs. Wisconsin (1/19/13)

Most Rebounds:

- 21 -- Keegan Murray vs. N.C. Central (11/16/21)
- 20 -- Kris Murray vs. Georgia Tech (11/29/22)
- 18 -- Keegan Murray vs. N.western (2/28/22)
- 18 -- Luka Garza vs. Wisconsin (1/27/20)
- 18 -- Luka Garza at Nebraska (1/7/20)
- 18 -- Adam Woodbury vs. Wisconsin (2/24/16)
- 17 -- Luka Garza at Minnesota (12/25/20)
- 17 -- Aaron White vs. Iowa State (12/13/13)

Most Assists

- 15 -- Tony Perkins vs. Nebraska (1/12/24)**
- 14 -- Jordan Bohannon vs. Minnesota (1/10/21)
- 13 -- Jordan Bohannon vs. TCU (3/19/17)
- 13 -- Connor McCaffery vs. Ohio State (2/16/23)
- 12 -- Brock Harding vs. UMBC (12/20/23)**
- 12 -- Mike Gesell vs. Minnesota (2/14/16)
- 12 -- Mike Gesell vs. Coppin State (11/15/15)
- 11 -- Joe Toussaint vs. Alabama St (11/18/21)
- 11 -- Jordan Bohannon vs. Wisconsin (1/23/18)
- 11 -- Jordan Bohannon vs. South Dakota (3/15/17)
- 11 -- Mike Gesell vs. Michigan (3/5/16)
- 11 -- Devyn Marble vs. Wisconsin (2/22/14)
- 11 -- Bryce Cartwright vs. Dayton (3/13/12)

Most Steals

- 7 -- Eric May vs. SIUE (11/26/10)
- 6 -- Joe Toussaint at Maryland (1/7/21)
- 6 -- Jordan Bohannon vs. Pitt (11/27/18)
- 6 -- Roy Devyn Marble vs. Penn (11/22/13)
- 6 -- Eric May at Wake Forest (11/30/10)
- 5 -- Joe Toussaint vs. Kennesaw St (12/29/19)
- 5 -- Nicholas Baer vs. Drake (12/16/17)
- 5 -- Isaiah Moss vs. Indiana (3/9/17)
- 5 -- Jarryd Cole at Mich St (3/2/11)
- 5 -- Matt Gatens vs. Idaho St (12/4/10)
- 5 -- Aaron White vs. North Florida (12/22/14)
- 5 -- Mike Gesell at Penn State (2/28/15)
- 5 -- Filip Rebraca vs. Eastern Illinois (12/21/22)
- 5 -- Patrick McCaffery at Purdue (2/9/23)

Most Blocks

- 7 -- Melsahn Basabe vs. Iowa St (12/10/10)
- 7 -- Gabriel Olaseni vs. Illinois (3/5/13)
- 6 -- Nicholas Baer at Nebraska (1/5/17)
- 6 -- Jarrod Uthoff vs. Minnesota (2/14/16)
- 6 -- Jarrod Uthoff vs. Michigan State (12/29/15)
- 6 -- Nicholas Baer vs. Drake (12/19/15)
- 6 -- Melsahn Basabe vs. Ohio State (1/4/11)

1

IOWA 110, NORTH DAKOTA 68

Nov. 7, 2023 | Iowa City, Iowa | Carver-Hawkeye Arena

Official Basketball Box Score - Final
North Dakota at Iowa
11/07/23 Carver-Hawkeye Arena, Iowa City, Iowa
2023-24 Men's BasketballGame Time: 7:01 PM
Game Duration: 1:45
Attendance: 7,653

Officials: Earl Watson, Mason Siler, Amy Bonner

North Dakota - 68

Record: 0-1

NO. Name	Min	FG	3P	FT	Rebounds	Fouls	TP	AS	TO	ST	Blocks	+/-
		M-A	M-A	M-A	OR DR TOT	PF	FD				BS BA	
5 Deng Mayar	F 23:28	2-6	0-1	2-3	2 5 7	2 4	6	0	4	0	1 1	-27
10 Tsotne Tsansidze	F 26:43	2-4	0-2	5-6	4 2 6	3 3	9	1	3	1	1 0	-29
20 B.J. Omat	F 32:40	10-21	2-8	2-3	1 5 6	2 3	24	2	1	0	0 0	-26
2 Eli King	G 25:30	1-9	0-4	0-0	0 3 3	4 0	2	4	4	1	0 1	-33
52 Treysen Eaglestaff	G 20:52	3-7	1-3	0-0	1 1 2	1 1	7	0	2	1	1 0	-31
15 Brady Danielson	18:04	3-6	1-3	0-0	1 3 4	1 2	7	1	0	1	0 0	-8
1 Elijah Brooks	19:56	3-6	0-1	1-4	0 0 0	4 3	7	0	1	0	0 0	-21
3 Amar Kuljohovic	17:56	3-5	0-1	0-1	1 6 7	1 1	6	0	2	0	0 0	-22
21 Mambourou Mara	12:54	0-3	0-2	0-0	1 1 2	0 1	0	1	1	1	0 0	-19
11 Daniel Hong	01:57	0-0	0-0	0-0	0 0 0	0 0	0	0	0	0	0 0	-4
Team					1 0 1		0		1			
Totals		27-67	4-25	10-17	12 26 38	19 18	68	9	19	5	3 2	-42

Technical Fouls: NONE

Shooting By Period		
1st FG%	14-33	42.4%
3PT%	3-12	25.0%
FT%	1-1	100%
2nd FG%	13-34	38.2%
3PT%	1-13	7.7%
FT%	9-16	56.3%
GM FG%	27-67	40.3%
3PT%	4-25	16.0%
FT%	10-17	58.8%
Dead Ball Rebounds: 2 0		

Iowa - 110

Record: 1-0

NO. Name	Min	FG	3P	FT	Rebounds	Fouls	TP	AS	TO	ST	Blocks	+/-
		M-A	M-A	M-A	OR DR TOT	PF	FD				BS BA	
22 Patrick McCaffery	F 22:45	2-4	1-3	6-7	0 5 5	1 4	11	2	1	1	1 0	30
23 Ben Krikke	F 23:02	8-13	1-1	1-1	4 2 6	2 3	18	1	0	1	0 1	34
5 Dasonte Bowen	G 21:43	4-6	1-2	3-3	1 2 3	1 4	12	5	0	2	0 0	39
11 Tony Perkins	G 24:56	3-11	1-2	3-4	0 6 6	1 4	10	2	0	2	0 2	33
20 Payton Sandfort	G 20:24	7-13	3-7	4-4	2 7 9	3 3	21	2	2	2	0 0	27
4 Josh Dix	21:09	2-3	0-0	0-0	2 2 2	2 0	4	1	0	1	0 0	-22
13 Ladi Demebele	15:18	3-5	2-3	0-0	0 1 1	1 1	8	0	0	1	0 0	-1
24 Pryce Sandfort	17:15	1-7	1-3	0-0	0 3 3	2 1	3	0	0	0	1 0	12
2 Brock Harding	10:39	2-4	1-1	1-1	1 0 1	0 1	6	7	3	0	0 0	-1
32 Owen Freeman	15:01	7-8	0-1	0-0	1 2 3	4 0	14	1	1	2	0 0	4
1 Spencer Hutchison	01:57	0-0	0-0	0-0	0 1 1	0 0	0	0	1	0	0 0	4
10 Jovone Cater	01:57	0-0	0-0	0-0	0 0 0	0 0	0	0	0	0	0 0	4
14 Carter Kingsbury	01:57	1-1	1-1	0-0	0 2 2	0 0	3	0	0	0	0 0	4
25 Luc Laketa	01:57	0-0	0-0	0-0	0 0 0	1 0	0	1	0	0	0 0	4
Team					2 0 2		0		0			
Totals		40-75	12-24	18-20	11 33 44	18 19	110	23	7	12	3 3	42

Technical Fouls: NONE

Shooting By Period		
1st FG%	19-41	46.3%
3PT%	8-16	50.0%
FT%	10-12	83.3%
2nd FG%	21-34	61.8%
3PT%	4-8	50.0%
FT%	8-8	100%
GM FG%	40-75	53.3%
3PT%	12-24	50.0%
FT%	18-20	90.0%
Dead Ball Rebounds: 0 0		

	UND	IOWA
Biggest lead	0 (1 st 20:00)	44 (2 nd 1:17)
Best Scoring Run	7 (2 nd 8:48)	11 (2 nd 12:22)
Lead Changes	0	
Times Tied	0	
Time with Lead	00:00	39:12

Points from	UND	IOWA	Period by Period Scoring			
Turnovers	6	31		1st	2nd	TOT
Paint	44	50	UND	32	36	68
Second Chance	10	12				
Fast Breaks	3	27	IOWA	56	54	110
Bench	20	38				

2

IOWA 98, ALABAMA STATE 67

Nov. 10, 2023 | Iowa City, Iowa | Carver-Hawkeye Arena

Official Basketball Box Score - Final
Alabama St. at Iowa
11/10/23 Carver-Hawkeye Arena, Iowa City, Iowa
2023-24 Men's BasketballGame Time: 7:00 PM
Game Duration: 1:59
Attendance: 8,814

Officials: D.J. Carstensen, Rob Kueneman, Tariq Lucas

Alabama St. - 67

Record: 0-2

NO. Name	Min	FG	3P	FT	Rebounds	Fouls	TP	AS	TO	ST	Blocks	+/-
		M-A	M-A	M-A	OR DR TOT	PF	FD				BS BA	
22 Darrell Reed	F 12:09	0-1	0-0	0-0	1 2 3	3 0	0	0	0	0	1 0	-7
23 Eric Coleman	F 15:24	1-3	1-3	0-0	0 1 1	4 1	3	0	1	0	0 0	-7
3 CJ Hines	G 34:02	3-10	2-5	7-7	0 1 1	4 6	15	5	2	0	0 0	-27
11 Micah Octave	G 11:20	0-3	0-2	0-0	2 3 5	3 0	0	0	3	1	0 1	-5
20 Antonio "TJ" Madlock	G 31:22	9-22	0-3	5-6	0 6 6	4 3	23	2	4	2	0 2	-25
25 Jasteven Walker	31:50	5-8	2-4	1-3	3 6 9	1 2	13	0	2	1	2 0	-30
1 Amarr Knox	21:13	1-7	0-3	1-2	2 2 4	3 1	3	0	1	1	0 0	-9
55 Sean Smith	22:08	4-8	1-2	0-0	0 2 2	2 0	9	0	0	0	0 0	-20
35 Ubong Okon	13:28	0-2	0-0	1-2	4 4 8	4 2	1	0	2	0	0 0	-8
5 Kendal Parker	05:22	0-1	0-0	0-0	0 0 0	0 0	0	0	0	0	0 0	-13
10 Jabari Williams	01:43	0-0	0-0	0-0	0 0 0	1 0	0	0	0	0	0 0	-4
Team					4 3 7		0		1			
Totals		23-65	6-22	15-20	16 30 46	29 15	67	7	16	5	3 3	-31

Technical Fouls: NONE

Shooting By Period		
1st FG%	14-33	42.4%
3PT%	6-15	40.0%
FT%	3-3	100%
2nd FG%	9-32	28.1%
3PT%	0-7	0.0%
FT%	12-17	70.6%
GM FG%	23-65	35.4%
3PT%	6-22	27.3%
FT%	15-20	75.0%
Dead Ball Rebounds: 2 0		

Iowa - 98

Record: 2-0

NO. Name	Min	FG	3P	FT	Rebounds	Fouls	TP	AS	TO	ST	Blocks	+/-
		M-A	M-A	M-A	OR DR TOT	PF	FD				BS BA	
22 Patrick McCaffery	F 26:12	7-12	2-5	6-6	0 3 3	0 4	22	1	0	0	0 0	17
23 Ben Krikke	F 22:18	5-10	0-0	3-8	3 3 6	3 8	13	2	0	2	0 1	21
5 Dasonte Bowen	G 18:21	1-6	0-3	0-0	1 1 2	2 0	5	0	0	0	0 0	20
11 Tony Perkins	G 25:52	4-8	0-2	4-5	2 3 5	1 5	12	3	2	0	1 0	23
20 Payton Sandfort	G 28:23	5-13	4-10	3-3	5 7 12	0 4	17	4	0	1	0 0	28
4 Josh Dix	17:30	3-4	1-2	0-0	1 2 3	0 0	7	3	0	1	0 0	12
32 Owen Freeman	11:51	1-4	0-1	6-9	3 0 3	1 5	8	0	1	1	0 1	-4
13 Ladi Demebele	14:17	1-2	0-1	0-2	1 3 4	2 2	2	0	1	1	0 0	16
24 Pryce Sandfort	10:46	2-4	1-3	1-2	0 2 2	2 1	6	2	0	0	0 0	6
2 Brock Harding	14:58	2-6	1-2	0-0	0 0 0	0 0	5	7	2	2	0 0	5
0 Even Brauns	03:21	1-1	0-0	0-0	0 2 2	1 0	2	0	0	0	0 0	3
14 Carter Kingsbury	02:45	1-1	0-0	0-0	1 0 1	0 0	2	0	0	0	0 0	4
10 Jovone Cater	01:43	0-1	0-0	0-0	0 1 1	1 0	0	0	0	0	0 0	1
25 Luc Laketa	01:43	0-0	0-0	0-0	0 0 0	0 0	0	0	0	0	0 0	2
Team					2 2 4		0		0			
Totals		33-72	9-29	23-35	19 29 48	15 29	98	27	6	6	3 3	31

Technical Fouls: NONE

Shooting By Period		
1st FG%	16-34	47.1%
3PT%	4-12	33.3%
FT%	13-17	76.5%
2nd FG%	17-38	44.7%
3PT%	5-17	29.4%
FT%	10-18	55.6%
GM FG%	33-72	45.8%
3PT%	9-29	31.0%
FT%	23-35	65.7%
Dead Ball Rebounds: 2 0		

3

#8 CREIGHTON 92, IOWA 84

Nov. 14, 2023 | Omaha, Neb. | CHI Health Center

Official Basketball Box Score - Final
Iowa at #8 Creighton
11/14/23 CHI Health Center Omaha, Omaha, Neb.
2023-24 Creighton Men's BasketballGame Time: 9:00 PM
Game Duration: 1:55
Attendance: 17,352

Officials: Earl Walton, Rob Riley, Courtney Green

Iowa - 84

Record: 2-1

NO. Name	Min	FG	3P	FT	Rebounds	Fouls	TP	AS	TO	ST	Blocks	+/-
		M-A	M-A	M-A	OR DR TOT	PF	FD				BS BA	
22 Patrick McCaffery	F 29:51	5-8	0-1	3-5	0 2 2	2 5	13	3	0	2	2 0	-10
23 Ben Krikke	F 30:46	11-18	0-0	2-2	4 1 5	2 2	24	1	3	1	0 1	-1
5 Dasonte Bowen	G 25:25	1-6	0-0	0-0	1 1 1	2 1	2	4	1	0	0 1	-11
11 Tony Perkins	G 31:58	6-12	2-3	2-3	1 5 6	3 4	16	3	1	3	1 1	-1
20 Payton Sandfort	G 17:59	3-7	2-6	3-3	0 6 6	4 1	11	1	0	0	0 0	-10
4 Josh Dix	18:00	0-1	0-0	0-0	0 3 3	1 0	0	2	1	0	0 0	-6
24 Pryce Sandfort	10:09	1-3	0-2	0-0	1 1 0	0 0	2	1	0	1	0 0	2
32 Owen Freeman	13:51	4-7	0-0	0-1	1 0 1	3 1	8	0	0	0	3 0	10
2 Brock Harding	08:02	0-2	0-0	0-0	0 0 0	0 0	0	3	1	0	0 0	-7
13 Ladi Demebele	13:59	3-4	2-2	0-0	0 2 2	1 0	8	2	0	0	0 0	-6
Team					2 1 3		0		0			
Totals		34-68	6-14	10-14	8 22 30	18 14	84	20	7	7	6 3	-8

Technical Fouls: NONE

Shooting By Period		
1st FG%	17-35	48.6%
3PT%	3-7	42.9%
FT%	6-6	100%
2nd FG%	17-33	51.5%
3PT%	3-7	42.9%
FT%	4-8	50%
GM FG%	34-68	50.0%
3PT%	6-14	42.9%
FT%	10-14	71.4%
Dead Ball Rebounds: 1 0		

#8 Creighton - 92

Record: 3-0

NO. Name	Min	FG M-A	3P M-A	FT M-A	Rebounds OR DR TOT	Fouls PF FD	TP	AS	TO	ST	Blocks BS BA	+/-
13 Mason Miller	F 26:31	1-5	1-4	4-4	1 4 5	3 2	7	1	1	0	0	1
11 Ryan Kalkbrenner	C 27:25	5-7	0-1	3-8	3 1 4	3 7	1	1	2	0	2	0
1 Steven Ashworth	G 22:06	0-3	0-3	0-0	0 4 4	1 0	3	3	1	1	0	1
23 Trey Alexander	G 37:43	9-19	1-4	4-4	1 10 11	3 3	23	9	5	1	1	3
5 Baylor Sheierman	G 35:48	6-12	3-8	2-3	2 4 6	4 2	17	1	1	0	0	13
33 Fredrick King	G 12:29	0-2	0-0	0-0	3 2 5	0 0	12	0	0	0	0	0
41 Isaac Traudt	L 13:22	2-3	2-3	0-0	0 1 1	0 0	6	1	0	0	0	0
5 Francisco Farabello	24:34	4-6	3-4	3-3	0 3 3	2 2	14	0	0	0	0	1
15 Josiah Dotzler	00:03	0-1	0-1	0-0	0 0 0	0 0	0	0	0	1	0	0
Team					1 0 1		0					
Totals		32-62	10-29	18-24	9 29 38	14 18	92	19	12	2	3	6

2023-24 IOWA MEN'S BASKETBALL \ \ BOX SCORES

@IOWAKOOPS

5

OKLAHOMA 79, IOWA 67

Nov. 23, 2023 | La Jolla, Calif. | LionTree Arena

Official Basketball Box Score - Final
Oklahoma at Iowa
11/23/23 LionTree Arena, La Jolla
2023-24 Men's BasketballGame Time: 12:00 PM
Game Duration: 2:08
Attendance: 3,500

Officials: Gerry Pollard, DJ Carstensen, Brooks Wells

Oklahoma - 79

Record: 5-0

NO. Name	Min	FG M-A	3P M-A	FT M-A	Rebounds OR DR TOT	Fouls PF FD	TP	AS	TO	ST	Blocks BS BA	+/-
10 Sam Godwin	F 19:45	5-7	0-0	1-2	3 2 5	1 3	11	0	1	0	1 1	4
14 Jalón Moore	F 25:42	6-7	1-1	5-5	2 3 5	3 5	18	0	1	1	2 0	1
3 Javian McCollum	G 34:27	6-11	2-5	0-0	0 1 1	0 0	14	3	3	0	0 0	13
3 Otega Oweh	G 31:33	6-10	0-0	1-2	0 4 4	3 3	13	0	1	4	0 1	9
12 Milos Uzan	G 32:17	2-3	0-0	0-0	0 5 5	3 1	4	9	0	0	0 1	4
0 Le'Tre Darthard	19:00	1-8	0-5	2-2	0 0 0	1 1	4	0	2	1	0 0	7
1 John Hugley IV	17:23	3-6	0-1	2-2	1 3 4	4 1	8	2	0	1	0 1	8
5 Rivaldo Soares	16:36	2-7	1-4	0-0	0 4 4	0 0	5	1	0	0	1 0	10
45 Luke Northweather	03:17	0-1	0-1	2-2	0 0 0	0 1	2	0	0	1	0 0	4
Team					3 4 7		0					
Totals		31-64	4-20	13-15	9 26 35	15 15	79	15	8	4	4 12	

Technical Fouls: NONE

Shooting By Period
1st FG% 15-35 42.9%
3PT% 2-12 16.7%
FT% 4-4 100%
2nd FG% 16-29 55.2%
3PT% 2-8 25.0%
FT% 9-11 81.8%
GM FG% 31-64 48.4%
3PT% 4-20 20.0%
FT% 13-15 86.7%

Dead Ball Rebounds: 0 0

Iowa - 67

Record: 3-2

NO. Name	Min	FG M-A	3P M-A	FT M-A	Rebounds OR DR TOT	Fouls PF FD	TP	AS	TO	ST	Blocks BS BA	+/-
22 Patrick McCaffery	F 23:30	1-7	0-3	0-0	0 3 3	0 0	2	0	1	0	0 2	-13
23 Ben Krikke	F 28:24	4-9	0-0	3-3	1 2 3	3 4	11	1	1	0	0 0	-1
5 Dasonte Bowen	G 24:59	3-8	0-1	1-2	3 0 3	3 2	7	1	2	1	0 0	-13
11 Tony Perkins	G 21:42	1-10	0-4	4-6	4 2 6	1 3	6	2	2	0	2	-14
20 Payton Sandfort	G 24:36	5-10	0-5	2-2	3 4 7	2 3	12	1	2	1	0 0	-13
32 Owen Freeman	19:26	5-10	0-0	3-3	4 7 3	3 2	19	0	2	1	3 0	2
4 Josh Dix	15:51	1-3	1-2	0-0	0 0 0	0 0	3	1	0	0	0 0	1
2 Brock Harding	15:22	2-4	2-3	0-0	0 2 2	1 0	6	2	0	1	0 0	1
24 Pryce Sandfort	15:22	2-5	1-4	0-0	0 3 3	1 0	5	1	0	0	0 0	5
13 Ladji Dembele	11:36	0-1	0-1	2-2	1 2 3	1 1	2	1	3	0	1 0	1
Team					3 4 7		0					
Totals		24-67	4-23	15-18	18 26 44	15 15	67	10	14	4	4 12	

Technical Fouls: NONE

Shooting By Period
1st FG% 10-34 29.4%
3PT% 0-10 0.0%
FT% 4-4 100%
2nd FG% 14-33 42.4%
3PT% 4-13 30.8%
FT% 11-14 78.6%
GM FG% 24-67 35.8%
3PT% 4-23 17.4%
FT% 15-18 83.3%

Dead Ball Rebounds: 2 0

	OKA	IOWA
Biggest lead	22 (2nd 4:11)	0 (1st 20:00)
Best Scoring Run	7 (1st 11:18)	7 (2nd 2:22)
Lead Changes	0	
Times Tied	1	
Time with Lead	39:28	00:00

Points from	OKA	IOWA
Turnovers	20	13
Paint	46	34
Second Chance	8	13
Fast Breaks	15	5
Bench	19	29

Period by Period Scoring			
	1st	2nd	TOT
OKA	36	43	79
IOWA	24	43	67

6

IOWA 85, SETON HALL 72

Nov. 24, 2023 | La Jolla, Calif. | LionTree Arena

Official Basketball Box Score - Final
Seton Hall at Iowa
11/24/23 LionTree Arena, La Jolla
2023-24 Men's BasketballGame Time: 3:00 PM
Game Duration: 2:06
Attendance: 3,912

Officials: Gerry Pollard, Randy McCall, Nathan Farnell

Seton Hall - 72

Record: 4-2

NO. Name	Min	FG M-A	3P M-A	FT M-A	Rebounds OR DR TOT	Fouls PF FD	TP	AS	TO	ST	Blocks BS BA	+/-
14 Dre Davis	F 34:50	6-16	0-3	6-6	3 4 7	1 4	18	3	2	2	0 1	-6
15 Jaden Bediako	C 32:52	5-10	0-0	1-2	7 4 11	2 3	11	1	0	1	0 0	-3
0 Dylan Addae-Wusu	G 31:37	4-9	3-6	0-0	3 4 7	4 0	11	3	0	1	0 0	-17
1 Kadary Richmond	G 31:47	4-15	0-3	0-0	0 3 3	3 3	8	3	2	1	0 0	-16
2 Al-Amir Dawes	G 34:15	4-14	4-12	2-2	0 1 1	2 1	14	2	2	0	0 0	-9
9 Arda Ozdogan	04:36	0-1	0-0	0-0	0 0 0	1 1	0	0	0	0	0 0	-6
7 Sadraque NgaNga	05:11	0-1	0-0	0-0	0 1 1	1 0	0	0	0	0	0 0	-1
13 Jaquian Sanders	01:55	1-1	0-0	0-0	0 0 0	0 0	2	0	0	0	0 0	-1
21 Isaiah Coleman	22:32	3-8	1-3	1-2	2 3 5	4 2	8	2	0	3	0 0	2
22 Malachi Brown	00:26	0-0	0-0	0-0	0 0 0	0 0	0	0	0	0	0 0	-2
Team					1 2 3		0					
Totals		27-75	8-27	10-12	16 22 38	18 13	72	14	6	8	1 2	-13

Technical Fouls: NONE

Shooting By Period
1st FG% 11-40 27.5%
3PT% 4-11 36.4%
FT% 7-8 87.5%
2nd FG% 16-35 45.7%
3PT% 4-16 25.0%
FT% 3-4 75%
GM FG% 27-75 36.0%
3PT% 8-27 29.6%
FT% 10-12 83.3%

Dead Ball Rebounds: 1 0

Iowa - 85

Record: 4-2

NO. Name	Min	FG M-A	3P M-A	FT M-A	Rebounds OR DR TOT	Fouls PF FD	TP	AS	TO	ST	Blocks BS BA	+/-
22 Patrick McCaffery	F 27:19	4-7	1-2	1-1	0 6 6	0 1	10	2	1	0	0 1	8
23 Ben Krikke	F 31:48	8-10	0-0	3-4	0 1 1	3 5	19	5	1	0	0 0	11
5 Dasonte Bowen	G 15:15	1-1	0-0	1-1	0 1 1	2 1	3	2	1	0	0 0	-1
11 Tony Perkins	G 31:11	4-7	1-2	5-7	0 5 5	1 5	14	5	2	1	0 0	5
20 Payton Sandfort	G 33:54	7-14	4-10	4-4	0 9 9	1 3	22	3	1	1	0 0	5
4 Josh Dix	20:21	3-4	1-1	2-2	0 3 3	2 1	9	1	0	1	0 0	12
32 Owen Freeman	14:51	3-4	0-0	0-0	2 1 3	1 0	6	1	3	1	1 0	7
2 Brock Harding	08:49	0-3	0-2	0-0	0 1 1	1 0	0	1	1	1	0 0	8
13 Ladji Dembele	13:18	1-3	0-1	0-0	0 3 3	2 2	0	0	0	0	0 0	5
24 Pryce Sandfort	03:14	0-2	0-1	0-0	0 0 0	0 0	0	0	0	0	0 0	5
Team					1 3 4		0					
Totals		31-55	7-19	16-19	3 33 36	13 18	85	20	11	4	2 1	13

Technical Fouls: NONE

Shooting By Period
1st FG% 18-30 60.0%
3PT% 3-9 33.3%
FT% 5-5 100%
2nd FG% 13-25 52.0%
3PT% 4-10 40.0%
FT% 11-14 78.6%
GM FG% 31-55 56.4%
3PT% 7-19 36.8%
FT% 16-19 84.2%

Dead Ball Rebounds: 2 0

Technical Periods: 7

	HALL	IOWA
Biggest lead	2 (1 st 19:21)	18 (1 st 3:47)
Best Scoring Run	10 (2 nd 15:58)	8 (1 st 15:06)
Lead Changes	1	2
Times Tied	1	0
Time with Lead	00:51	37:43

Points from Turnovers	HALL	IOWA
Paint	38	40
Second Chance	17	2
Fast Breaks	7	14
Bench	10	17

Period by Period Scoring			
	1st	2nd	TOT
HALL	33	39	72
IOWA	44	41	85

7

IOWA 103, NORTH FLORIDA 78

Nov. 29, 2023 | Iowa City, Iowa | Carver-Hawkeye Arena

Official Basketball Box Score - Final
North Florida at Iowa
11/29/23 Carver-Hawkeye Arena, Iowa City, Iowa
2023-24 Men's BasketballGame Time: 8:00 PM
Game Duration: 1:48
Attendance: 8,641

Officials: Kelly Plester, Tim Comer, Shane Stages

North Florida - 78

Record: 4-4

NO. Name	Min	FG M-A	3P M-A	FT M-A	Rebounds OR DR TOT	Fouls PF FD	TP	AS	TO	ST	Blocks BS BA	+/-
5 Dorian James	F 24:17	2-7	0-0	0-0	3 0 3	3 3	4	0	1	1	0 2	-13
2 Chaz Lanier	G 30:34	7-9	2-2	0-0	0 4 4	0 0	16	1	5	2	0 1	-7
11 Nate Litteras	G 26:56	3-10	2-7	0-0	0 7 7	1 1	8	0	0	0	0 0	-10
33 Oscar Berry	G 18:14	1-4	1-3	0-0	0 2 2	1 1	3	1	1	2	0 1	-17
55 Annetri Moss	G 20:58	6-9	0-0	1-1	0 2 2	1 1	13	1	2	0	0 0	-17
1 Jah Nize	08:09	1-4	1-3	0-0	0 0 0	2 0	3	0	2	0	0 1	-10
32 Jake van der Heijden	21:01	2-5	1-3	2-2	1 1 2	3 2	7	0	0	0	0 0	-17
0 Jasai Miles	19:01	3-6	1-2	1-1	5 2 7	2 1	8	1	2	1	0 1	-10
4 Trent Coleman	06:08	0-2	0-0	0-0	0 0 0	2 0	0	1	0	0	0 0	-9
12 Jaylen Smith	19:02	5-9	4-8	1-3	0 2 2	3 1	15	1	2	0	0 0	-8
13 Max Hrdlicka	04:02	0-1	0-1	1-2	0 0 0	0 1	1	0	0	1	0 0	-6
21 Brandon Rasmussen	01:38	0-0	0-0	0-0	0 0 0	1 0	0	0	0	0	0 0	-1
Team					0 0 0		0		3			
Totals		30-66	12-31	6-9	9 20 29	19 11	78	6	18	7	0 6	-25

Technical Fouls: NONE

Shooting By Period
1st FG% 16-33 48.5%
3PT% 7-16 43.8%
FT% 4-6 66.7%
2nd FG% 14-33 42.4%
3PT% 5-15 33.3%
FT% 2-3 66.7%
GM FG% 30-66 45.5%
3PT% 12-31 38.7%
FT% 6-9 66.7%

Dead Ball Rebounds: 1 0

Iowa - 103

Record: 5-2

NO. Name	Min	FG M-A	3P M-A	FT M-A	Rebounds OR DR TOT	Fouls PF FD	TP	AS	TO	ST	Blocks BS BA	+/-
22 Patrick McCaffery	F 28:58	7-13	2-2	0-0	0 5 5	0 1 1	16	1	3	1	0 0	19
23 Ben Krikke	F 29:39	5-9	0-0	11-11	1 1 2	3 7 2	21	0	2	1	0 0	9
5 Dasonte Bowen	G 17:20	2-4	1-2	4-4	1 0 1	1 2	9	3	0	1	0 0	2
11 Tony Perkins	G 30:20	8-10	2-3	3-4	0 2 2	1 2	21	2	1	1	0 0	18
20 Payton Sandfort	G 20:54	4-7	2-4	0-0	0 8 8	2 0	10	2	1	1	0 0	15
4 Josh Dix	16:47	3-4	1-2	0-0	0 3 3	0 0	7	4	1	0	1 0	9
32 Owen Freeman	18:53	6-8	0-0	4-4	3 2 5	1 4	16	1	0	3	5 0	25
2 Brock Harding	10:34	0-2	0-0	0-0	0 1 1	0 0	0	2	0	0	0 0	9
13 Ladji Dembele	13:36	0-2	0-0	1-2	0 1 1	3 2	1	1	2	0	0 0	10
24 Pryce Sandfort	10:40	1-2	0-1	0-1	1 2 3	0 1	2	1	0	1	0 0	6
0 Even Brauns	01:27	0-0	0-0	0-0	0 0 0	0 0	0	0	0	0	0 0	2
14 Carter Kingsbury	00:52	0-0	0-0	0-0	0 1 1	0 0	0	0	0	0	0 0	1
Team					1 3 4		0		1			
Totals		36-61	8-14	23-26	7 29 36	11 19	103	17	11	9	6 0	25

2023-24 IOWA MEN'S BASKETBALL \ \ BOX SCORES

@IOWAHOOPS

9

IOWA STATE 90, IOWA 65

Dec. 7, 2023 | Ames, Iowa | Hilton Coliseum



Official Basketball Box Score - Final
Iowa at Iowa State
12/07/23 James H. Hilton Coliseum, Ames, Iowa
2023-24 Men's Basketball

Game Time: 6:32 PM
Game Duration: 1:59
Attendance: 14,267

Officials: Keith Kimble, Paul Szele, Bret Smith

Iowa - 65

Record: 5-4

NO.	Name	Min	FG		3P		FT		Rebounds		Fouls		TP	AS	TO	ST	Blocks		+/-	
			M-A	M-A	M-A	M-A	OR	DR	TOT	PF	BS	BA								
22	Patrick McCaffery	F 16:50	0-3	0-2	0-0	0	1	1	0	0	0	0	0	0	0	0	0	0	-25	
23	Ben Krikke	F 27:47	4-8	0-1	0-0	1	2	3	1	0	8	0	1	0	0	1	0	-32		
4	Josh Dix	G 11:52	2-3	1-2	0-0	0	0	0	2	0	5	2	2	1	0	0	0	5		
11	Tony Perkins	G 22:14	2-7	1-2	1-2	0	1	1	3	1	6	2	3	1	0	0	0	-23		
20	Payton Sandfort	G 31:20	4-9	4-9	2-3	1	5	6	3	1	14	3	2	2	0	0	0	-2		
5	Dasonte Bowen	20:46	3-8	0-1	7-7	1	1	2	4	4	13	4	1	1	0	3	2	-2		
32	Owen Freeman	19:02	5-6	0-0	1-2	4	4	8	3	3	11	0	4	1	3	0	-15			
2	Brook Harding	22:37	1-6	1-4	2-2	0	2	2	4	2	5	3	3	2	0	1	-16			
13	Ladi Dembele	13:29	0-3	0-2	0-0	0	1	1	0	2	0	0	0	1	0	1	1			
24	Pryce Sandfort	08:40	1-4	1-3	0-0	0	1	1	0	0	3	0	2	0	0	0	-4			
0	Even Brauns	05:23	0-0	0-0	0-0	1	2	3	1	0	0	1	0	0	0	0	3			
Team																				
Totals			22-57			8-26			13-16			10			23			13		

Technical Fouls: NONE

Iowa State - 90

Record: 7-2

NO.	Name	Min	FG	3P	FT	Rebounds	Fouls	PF	TS	AS	TO	ST	Blocks	BS	+/-		
0	Tre King	F 26:51	8-11	0-0	1-1	1	4	5	2	1	17	1	0	1	2		
12	Robert Jones	F 27:52	6-6	0-0	6-10	4	2	3	1	6	18	2	0	2	1		
22	Milan Momcilovic	F 28:54	3-10	2-4	0-0	1	2	3	4	1	8	0	3	0	1		
3	Tamin Lipsey	G 33:45	3-7	2-5	3-4	1	6	7	2	4	11	6	5	4	0		
10	Keshon Gilbert	G 36:06	8-16	3-3	6-8	1	4	5	2	7	25	6	3	3	0		
4	Demarion Watson	04:25	0-0	0-0	0-0	0	1	1	0	0	0	0	0	0	1		
5	Curtis Jones	14:37	2-5	0-2	0-1	0	4	4	1	1	4	1	1	1	1		
1	Jackson Pavleztkie	27:30	2-5	1-3	2-2	1	4	5	0	1	7	3	0	1	0		
Team																	
Totals			32-60			8-17			18-26			10			26		

Technical Fouls: NONE

		IOWA		ISU	
Biggest lead		1 (1 st 18:31)		32 (2 nd 3:53)	
Best Scoring Run		9 (2 nd 8:51)		7 (1 st 7:27)	
Lead Changes		2		11	
Times Tied		0		0	
Time with Lead		00:35		39:08	

Game Notes: Fragment 1: IOWA #2 Harding (14:21, 2nd); IOWA #2 Harding (6:30, 2nd) ♦

10

MICHIGAN 90, IOWA 80

Dec. 10, 2023 | Iowa City, Iowa | Carver-Hawkeye Arena



Official Basketball Box Score - Final
Michigan at Iowa
12/10/23 Carver-Hawkeye Arena, Iowa City
2023-24 Men's Basketball

Game Time: 3:30 PM
Game Duration: 2:04
Attendance: 10,000

Officials: Jeffrey Anderson, Terry Oglesby, Doug Simons

Michigan - 90

Record: 5-5 (1-1)

No.	Name		Min	FG	3P	FT	OR	Reb	Fouls	PF	TP	AS	TO	ST	Blocks	+/-		
				M-A	M-A	M-A	OR	DR	TOT	PF	BS	BA						
5	Terrance Williams II	F	33:28	5-9	3-6	0-0	4	1	5	1	0	13	3	2	1	0	10	
13	Olivier Nkamhoua	F	30:08	5-11	2-3	0-0	1	9	10	3	0	12	2	3	1	1	9	
32	Tarris Reed Jr.	F	25:40	7-10	0-0	5-7	4	2	6	2	4	19	0	2	0	3	11	
0	Dug McDaniel	G	35:21	4-12	1-5	2-2	1	4	5	3	2	11	7	2	2	0	15	
4	Nimari Burnett	G	32:24	4-11	2-8	4-5	1	2	3	3	14	4	1	1	1	1	15	
2	Tray Jackson		15:42	1-1	0-0	6-6	0	1	1	3	2	8	0	1	0	1	9	
42	Will Tschetter		20:19	3-6	1-2	3-4	0	6	6	2	2	10	1	0	0	0	12	
24	Youssef Khayat		01:48	0-0	0-0	2-2	0	0	0	0	1	2	0	1	0	0	-4	
40	George Washington III		01:25	0-0	0-0	1-2	0	0	0	0	0	1	0	0	0	0	-6	
14	Ian Burns		01:19	0-0	0-0	0-0	0	0	0	0	0	0	0	0	0	0	-6	
34	Jackson Selvala		01:13	0-0	0-0	0-0	0	0	0	0	0	0	0	0	0	0	-7	
45	Cooper Smith		01:13	0-0	0-0	0-0	0	1	1	0	0	0	0	0	0	0	-8	
Team							1	3	4				0	1				
Totals				29-60	9-24	23-28	12	29	41	16	15	90	17	13	5	6	3	10

Technical Fouls: Jackson 2nd 9:09

Iowa - 80

Record: 5-5 (0-2)

NO.	Name		Min	FG	3P	FT	Rebounds			Fouls		TP	AS	TO	ST	Blocks		+/-
			M-A	M-A	M-A	OR	DR	TOT	PF	BS	BA							
22	Patrick McCaffery	F	24:49	4-12	2-5	0-0	0	2	2	0	10	0	0	0	1	1	4	
23	Ben Krikke	F	35:05	8-15	0-1	8-11	2	6	8	2	7	24	1	0	0	0	4	-10
32	Owen Freeman	F	17:50	1-1	0-0	3-4	1	3	4	3	3	5	0	0	2	1	0	-3
11	Tony Perkins	G	30:53	5-11	1-3	8-8	1	2	3	1	4	19	4	2	4	0	1	1
20	Payton Sandfort	G	26:44	4-9	2-5	0-2	0	3	3	1	10	10	3	3	1	0	0	3
5	Dasonte Bowen		12:33	0-1	0-0	0-0	1	1	2	0	0	5	1	0	0	0	-6	
4	Josh Dix		15:11	1-5	0-4	0-0	0	1	1	0	0	2	1	1	0	0	-14	
13	Ladi Dembele		11:51	1-4	0-1	0-0	2	1	3	4	0	2	1	1	1	0	-14	
2	Brook Harding		12:29	3-4	0-1	0-0	0	0	0	0	0	6	0	1	1	0	-13	
0	Even Brauns		04:43	1-1	0-0	0-0	0	0	0	0	0	2	0	0	0	0	1	
24	Pryce Sandfort		07:52	0-1	0-0	0-0	0	1	1	0	0	0	1	0	0	1	0	1
Team							4	1	5	0	0	0	0	1	0	3	6	-10
Totals				28-64	5-20	19-25	11	21	32	17	15	80	16	10	9	3	6	-10

Technical Fouls: Coach 2nd 12:25

		MICH		IOWA	
Biggest lead		20 (2 nd 12:25)		5 (1 st 16:23)	
Best Scoring Run		11 (2 nd 16:38)		8 (1 st 4:12)	
Lead Changes		9		10	
Times Tied		10		0	
Time with Lead		27:47		05:55	

11

IOWA 88, FLORIDA A&M 52

Dec. 16, 2023 | Des Moines, Iowa | Wells Fargo Arena



Official Basketball Box Score - Final
Florida A&M at Iowa
12/16/23 Wells Fargo Arena, Des Moines, Iowa
Hy-Vee Hawkeye Showcase

Game Time: 3:37 PM
Game Duration: 1:52
Attendance: 14,786

Officials: D.J. Carstensen, Edwin Young, Rob Riley

Florida A&M - 52

Record: 2-6

NO.	Name	Min	FG		3P		FT		Rebounds		Fouls		TP	AS	TO	ST	Blocks		
-----	------	-----	----	--	----	--	----	--	----------	--	-------	--	----	----	----	----	--------	--	--

13

IOWA 103, NORTHERN ILLINOIS 74

Dec. 29, 2023 | Iowa City, Iowa | Carver-Hawkeye Arena

14

#21 WISCONSIN 83, IOWA 72

Jan. 2, 2024 | Madison, Wis. | Kohl Center

Official Basketball Box Score - Final
NIU at Iowa
12/29/23 Carver-Hawkeye Arena, Iowa City
2023-24 Men's BasketballGame Time: 6:00 PM
Game Duration: 1:42
Attendance: 11,846

NIU - 74

Record: 6-6

Officials: Brooks Wells, Andy O'Brien, Todd Austin

NO. Name	Min	FG M-A	3P M-A	FT M-A	Rebounds OR DR TOT	Fouls PF FD	TP	AS	TO	ST	Blocks BS BA	+/-
13 Xavier Amos	28:26	2-11	2-5	0-0	0 3 3	3 1	6	3	3	1	2 1	-29
14 Yanic Konan Niederhauser	17:14	2-5	0-1	0-0	0 4 4	1 1	4	0	2	0	4 1	-1
2 Zarique Nutter	31:06	5-11	0-0	6-8	0 5 5	1 4	16	3	5	2	0 3	-35
5 Philmon Gebrewit	27:09	4-8	3-4	0-0	0 2 2	1 1	11	1	0	1	0 2	-26
11 David Coit	30:26	8-11	6-7	1-2	0 5 5	1 2	23	2	4	0	0 0	-25
23 Harvin Ibarguen	18:06	2-2	0-0	1-2	2 3 5	1 2	5	0	1	1	0 0	-31
10 Zion Russell	14:38	1-4	0-1	1-2	0 3 3	1 1	3	1	4	0	0 1	-6
15 Ethan Butler	12:23	1-1	0-0	0-1	0 1 1	0 1	2	1	1	0	0 0	-2
24 Quaran McPherson	13:41	0-3	0-0	0-0	0 0 0	4 0	0	0	1	1	0 1	-1
4 Oluwasegun Durosini	03:51	1-1	0-0	0-0	1 0 1	0 0	2	0	0	1	1 0	5
22 Steven Tipton	03:00	1-1	0-0	0-1	0 3 3	0 1	2	0	0	0	0 0	6
Team					1 2 3		0	0				
Totals	27:58	11-18	9-16	4-31	35	13	14	74	11	21	7 9	-29

Technical Fouls: NONE

Shooting By Period		
1st FG%	18-27	66.7%
3PT%	8-11	72.7%
FT%	4-6	66.7%
2nd FG%	9-31	29.0%
3PT%	3-7	42.9%
FT%	5-10	50%
GM FG%	27-58	46.6%
3PT%	11-18	61.1%
FT%	9-16	56.3%
Dead Ball Rebounds: 4 0		

Iowa - 103

Record: 9-5

NO. Name	Min	FG M-A	3P M-A	FT M-A	Rebounds OR DR TOT	Fouls PF FD	TP	AS	TO	ST	Blocks BS BA	+/-
22 Patrick McCaffery	20:10	4-10	1-3	0-0	1 1 2	0 0	9	1	0	0	0 2	29
23 Ben Krikke	27:31	9-12	1-1	1-1	1 6 7	2 1	20	3	0	2	1 0	34
32 Owen Freeman	23:52	6-11	0-0	0-0	5 4 9	2 1	12	0	1	4	3 1	12
11 Tony Perkins	24:03	5-13	0-0	0-0	1 1 2	3 2	10	8	2	3	0 1	31
20 Payton Sandfort	18:27	6-10	2-5	2-2	0 7 7	1 1	16	3	0	0	0 0	28
4 Josh Dix	16:18	4-5	0-1	0-0	0 2 2	1 0	8	1	0	1	2 0	15
5 Dasonte Bowen	12:56	5-8	1-3	4-5	1 0 1	1 4	15	2	1	1	0 1	7
2 Brook Harding	12:57	0-4	0-3	1-2	0 0 0	0 1	1	3	1	2	0 1	4
13 Ladi Dembele	08:20	0-0	0-0	0-2	0 2 2	2 1	0	0	1	0	2 0	-1
24 Pryce Sandfort	17:35	3-5	3-4	3-3	0 3 3	0 2	12	2	0	1	0 0	12
0 Even Brauns	05:00	0-0	0-0	0-0	1 0 1	0 0	0	0	0	1	1 0	3
14 Carter Kingsbury	03:51	0-2	0-1	0-0	0 1 1	0 0	0	0	0	0	0 1	-5
1 Spencer Hutchison	03:00	0-2	0-2	0-0	1 0 1	1 0	0	0	0	0	0 0	-6
10 Jovone Cater	03:00	0-2	0-2	0-0	0 0 0	0 0	0	0	0	0	0 0	-6
25 Luc Laketa	03:00	0-0	0-0	0-0	0 0 0	1 0	0	0	1	0	0 0	-6
Team					1 3 4		0	0				
Totals	42:44	8-25	11-15	12-30	42	14	103	23	7	15	9 7	29

Technical Fouls: NONE

Shooting By Period		
1st FG%	24-46	52.2%
3PT%	4-9	44.4%
FT%	2-3	66.7%
2nd FG%	18-38	47.4%
3PT%	4-16	25.0%
FT%	9-12	75%
GM FG%	42-84	50.0%
3PT%	8-25	32.0%
FT%	11-15	73.3%
Dead Ball Rebounds: 3 0		

	NIU	UI
Biggest lead	5 (1 st 18:28)	37 (2 nd 4:20)
Best Scoring Run	6 (1 st 1:07)	13 (1 st 12:15)
Lead Changes	5	
Times Tied	4	
Time with Lead	02:34	35:39

Points from	NIU	UI
Turnovers	6	18
Paint	30	56
Second Chance	5	11
Fast Breaks	13	38
Bench	14	36

Period by Period Scoring			
	1st	2nd	TOT
NIU	48	26	74
UI	54	49	103

15

IOWA 86, RUTGERS 77

Jan. 6, 2024 | Iowa City, Iowa | Carver-Hawkeye Arena

16

IOWA 94, NEBRASKA 76

Jan. 12, 2024 | Iowa City, Iowa | Carver-Hawkeye Arena

Official Basketball Box Score - Final
Rutgers at Iowa
01/06/24 Carver-Hawkeye Arena, Iowa City, Iowa
2023-24 Men's BasketballGame Time: 11:00 AM
Game Duration: 2:02
Attendance: 9,273

Rutgers - 77

Record: 8-6 (0-3)

Officials: Paul Szlez, Tim Comer, Rob Riley, Sr.

NO. Name	Min	FG M-A	3P M-A	FT M-A	Rebounds OR DR TOT	Fouls PF FD	TP	AS	TO	ST	Blocks BS BA	+/-
3 Mawot Mag	32:16	7-15	3-6	7-10	5 5 10	2 5	24	1	3	2	1 0	-9
5 Aundrea Hyatt	24:57	4-10	1-4	0-0	1 4 5	3 0	9	0	2	2	0 1	-17
11 Clifford Omoruyi	27:30	1-4	0-0	4-4	3 6 9	3 3	6	0	2	0	4 0	-5
0 Derek Simpson	17:46	3-8	0-1	0-0	0 2 2	3 2	6	2	2	0	0 1	-12
2 Noah Fernandes	14:43	0-3	0-1	0-0	0 0 0	2 0	0	1	0	0	0 1	-12
24 Austin Williams	23:07	6-8	2-3	0-1	0 4 4	0 2	14	0	2	0	0 0	6
1 Jamichael Davis	23:55	4-12	0-1	2-2	3 2 5	0 3	10	3	2	1	0 0	9
10 Gavin Griffiths	09:41	1-5	0-1	0-0	2 1 3	2 0	2	0	1	0	1 0	2
13 Antwone Woolfolk	12:30	1-1	0-0	2-2	1 2 3	3 2	4	0	1	1	0 0	-5
9 Oskar Palmquist	13:35	1-5	0-2	0-0	2 1 3	3 0	2	1	0	2	0 1	10
Team					1 1 2		0	0				
Totals	28:71	6-19	15-19	18-28	46	21	77	8	16	9	7 4	-9

Technical Fouls: NONE

Shooting By Period		
1st FG%	11-33	33.3%
3PT%	3-8	37.5%
FT%	9-12	75%
2nd FG%	17-38	44.7%
3PT%	3-11	27.3%
FT%	6-7	85.7%
GM FG%	28-71	39.4%
3PT%	6-19	31.6%
FT%	15-19	78.9%
Dead Ball Rebounds: 1 0		

Iowa - 86

Record: 9-6 (1-3)

NO. Name	Min	FG M-A	3P M-A	FT M-A	Rebounds OR DR TOT	Fouls PF FD	TP	AS	TO	ST	Blocks BS BA	+/-
23 Ben Krikke	35:35	6-15	0-2	7-9	3 7 10	2 6	19	3	2	1	0 1	21
32 Owen Freeman	26:04	5-7	0-0	5-6	2 2 4	2 7	15	1	1	0	2 1	17
4 Josh Dix	26:13	2-4	1-1	2-2	0 4 4	1 2	7	4	1	1	0 0	7
11 Tony Perkins	29:52	6-13	1-1	2-2	0 2 2	0 2	15	2	3	4	1 1	11
20 Payton Sandfort	31:42	8-12	5-8	3-3	2 6 8	3 2	24	3	2	1	1 0	14
5 Dasonte Bowen	17:80	1-5	0-0	2-2	0 2 2	3 1	4	1	2	1	0 3	-1
13 Ladi Dembele	09:06	0-2	0-0	0-0	0 1 1	2 1	0	1	0	0	0 1	-13
2 Brook Harding	09:24	0-3	0-1	0-0	0 0 0	2 0	0	2	1	1	0 0	-5
24 Pryce Sandfort	12:47	1-2	0-1	0-0	0 2 2	0 0	2	0	0	0	0 0	-4
0 Even Brauns	01:15	0-0	0-0	0-0	0 0 0	2 0	0	0	1	0	0 0	-2
Team					1 2 3		0	1				
Totals	29:43	7-14	21-24	8-28	36	17	86	17	14	9	4 7	9

Technical Fouls: NONE

Shooting By Period		
1st FG%	14-35	40.0%
3PT%	3-8	37.5%
FT%	10-11	90.9%
2nd FG%	15-28	53.6%
3PT%	4-6	66.7%
FT%	11-13	84.6%
GM FG%	29-63	46.0%
3PT%	7-14	50.0%
FT%	21-24	87.5%
Dead Ball Rebounds: 1 0		

	RUT	IOWA	Points from		RUT	IOWA	Period by Period Scoring		
Biggest lead	1 (1 st 17:36)	18 (2 nd 2:53)	Turnovers	18	16		1st	2nd	TOT
Best Scoring Run	6 (1 st 0:00)	11 (1 st 14:33)	Paint	36	38	RUT	34	43	77
Lead Changes	2		Second Chance	14	13				
Times Tied	1		Fast Breaks	13	11				
Time with Lead	00:19	37:43	Bench	32	6	IOWA	41	45	86

Official Basketball Box Score - Final
Nebraska at Iowa
01/12/24 Carver-Hawkeye Arena, Iowa City, Iowa
2023-24 Men's BasketballGame Time: 8:37 PM
Game Duration: 1:46
Attendance: 9,670

Nebraska - 76

Record: 13-4 (3-3)

Officials: Ronald Groover, Kipp Kissinger, Doug Simons

NO. Name	Min	FG M-A	3P M-A	FT M-A	Rebounds OR DR TOT	Fouls PF FD	TP	AS	TO	ST	Blocks BS BA	+/-
4 Juwan Gary	13:41	3-8	0-3	3-4	2 3 5	4 2	9	0	0	0	1 0	-13
51 Rlenk Mast	17:59	6-9	1-2	1-1	1 4 5	1 2	14	2	1	1	0 0	-28
3 Brice Williams	30:20	3-11	0-6	0-0	0 4 4	2 0	6	2	2	1	0 0	-31
10 Jamarques Lawrence	09:31	0-2	0-2	0-0	0 1 1	2 1	0	1	0	0	0 0	0
30 Keisel Tominaga	30:55	6-10	1-5	0-0	0 0 0	2 1	13	1	3	0	0 0	-10
1 Sam Holberg	25:07	1-5	0-2	0-0	0 6 6	1 0	2	4	2	2	0 0	-17
53 Josiah Allick	20:44	5-6	0-0	4-6	3 2 5	1 5	14	1	0	1	0 0	-3
0 C.J. Wilcher	19:01	1-4	1-3	2-2	1 3 4	1 1	5	2	0	0	0 0	-1
11 Eli Rice	18:46	4-7	1-3	2-2	1 3 4	0 1	11	1	0	0	0 0	2
21 Matar Diop	02:08	1-1	0-0	0-0	0 0 0	0 0	2	0	0	0	0 0	3
31 Cale Jacobsen	02:08	0-0	0-0	0-0	0 0 0	0 0	0	0	0	0	0 0	3
Team					0 0 0		0	0				
Totals	30:63	4-26	12-15	8-30	34	14	76	14	8	5	1 0	-18

Technical Fouls: NONE

towa - 94		Record: 104-2 (3-3)											
NO. Name	Min	FG M-A	3P M-A	FT M-A	Rebounds OR DR TOT	Fouls PF FD	TP	AS	TO	ST	Blocks BS BA	+/-	
22 Patrick McCaffery	F 24:49	4-7	1-4	3-4	1 4 5	1 3	12	2	2	1	0 0	19	
23 Ben Krikke	F 22:10	5-7	2-2	0-0	2 1 3	4 2	12	2	0	0	0 0	16	
32 Owen Freeman	G 32:18	11-13	0-0	0-2	8 8 10	1 2	22	2	0	1	0 1	18	
11 Tony Perkins	G 37:17	9-12	2-8	3-3	1 1 2	3 3	11	15	2	1	0 0	24	
20 Payton Sandfort	G 35:22	6-15	5-12	2-2	1 9 10	1 2	19	5	1	0	0 0	21	
4 Josh Dix	27:01	5-8	5-7	1-2	2 0 2	0 1	16	2	0	2	0 0	7	
13 Ladi Dembele	04:26	0-0	0-0	0-0	0 0 0	2 0	0	0	1	0	0 0	-7	
5 Dasonte Bowen	12:43	0-1	0-1	0-0	0 0 0	0 0	0	0	0	0	0 0	-6	
2 Brock Harding	10:38	1-4	0-1	0-1	0 0 0	0 1	2	2	0	0	0 0	-3	
0 Even Brauns	03:16	0-0	0-0	0-0	0 2 2	1 0	0	0	0	0	0 0	1	
Team					0 2 2		0	0					
Totals		35-67	15-35	9-14	9 27 36	13 14	94	30	6	5	0 1	18	

2023-24 IOWA MEN'S BASKETBALL \ \ BOX SCORES

@IOWAKHOOPS

17

IOWA 86, MINNESOTA 77

Jan. 15, 2024 | Minneapolis, Minn. | Williams Arena

Official Basketball Box Score - Final
Iowa at Minnesota
01/15/24 Williams Arena, Minneapolis
2023-24 Men's BasketballGame Time: 5:00 PM
Game Duration: 1:53
Attendance: 8,379

Officials: Jeffrey Anderson, Lamont Simpson, Steve McJunkins

Iowa - 86 Record: 11-6 (3-3)

NO. Name		Min	FG M-A	3P M-A	FT M-A	Rebounds OR DR TOT	Fouls PF FO	TP	AS	TO	ST	Blocks BS BA	+/-
23 Ben Krikke	F	36:54	11-17	0-0	3-3	1 4 5	2 3	25	3	2	1	0 0 0	7
32 Owen Freeman	F	17:20	5-6	0-0	2-3	2 6 8	5 3	12	1	1	1	0 0 0	-6
4 Josh Dix	G	32:13	7-12	2-4	5-5	0 4 4	0 4	21	5	2	2	0 0 0	-3
11 Tony Perkins	G	26:03	6-9	0-2	1-3	3 0 3	1 3	13	5	1	0	1 -3	-3
20 Payton Sandfort	G	33:16	4-11	1-6	0-0	0 4 4	2 0	9	2	2	1	0 0 0	9
2 Brock Harding		15:05	1-3	0-0	2-2	0 2 2	3 1	4	4	1	1	0 0 0	10
5 Dasonte Bowen		13:22	1-2	0-0	0-0	0 2 2	0 1	2	3	0	1	0 0 0	13
13 Ladi Dembele		14:33	0-2	0-1	0-0	1 5 6	4 1	0	0	1	2	1 1	17
24 Pryce Sandfort		07:06	0-3	0-0	0-0	1 0 1	0 0	0	0	0	0	0 0 0	1
0 Even Brauns		04:08	0-0	0-0	0-0	0 0 0	2 0	0	0	0	0	0 0 0	1
Team						1 1 2							
Totals			35-65	3-13	13-16	9 28 37	19 16 86	23	11	9	2 2 9		

Technical Fouls: NONE

Shooting By Period		
1 st FG%	17-35	48.6%
3PT%	1-6	16.7%
FT%	4-5	80%
2 nd FG%	18-30	60.0%
3PT%	2-7	28.6%
FT%	9-11	81.8%
GM FG%	35-65	53.8%
3PT%	3-13	23.1%
FT%	13-16	81.3%

Dead Ball Rebounds: 1, 0

Minnesota - 77 Record: 12-5 (3-3)

NO. Name	Min	FG M-A	3P M-A	FT M-A	Rebounds OR DR TOT	Fouls PF FO	TP	AS	TO	ST	Blocks BS BA	+/-
1 Joshua Ola-Joseph	F 22:59	7-9	1-3	0-0	0 2 2	2 1	15	0	0	0 0 0	1	-2
3 Dawson Garcia	F 35:12	9-17	0-4	12-15	1 3 4	3 11	30	2	2	1 0 0	-1	-2
0 Elijah Hawkins	G 38:29	0-4	0-4	1-2	0 5 5	5 2	1	9	2	4 0 0	-6	-6
2 Mike Mitchell Jr.	G 25:47	3-8	1-6	0-0	1 1 2	4 0	7	5	3	1 0 0	0	0
24 Cam Christie	G 23:39	5-9	2-6	0-0	0 2 2	1 0	12	1	1	1 0 0	-4	-4
4 Braeden Carrington	24:17	2-7	0-5	0-1	2 3 5	0 1	4	2	2	1 0 0	-12	-12
21 Pharrel Payne	14:24	1-2	0-0	1-2	1 3 4	0 2	3	0	1	0 1 1	-12	-12
23 Parker Fox	09:20	0-1	0-0	2-4	1 1 2	1 2	2	1	0	0 0 0	-9	-9
5 Isaiah Ihnen	05:53	1-1	1-1	0-0	0 1 1	0 0	3	0	0	0 1 0	-1	-1
Team					1 2 3							
Totals		28-58	5-29	16-24	7 23 30	16 19 77	20	12	8	2 2 9		

Technical Fouls: NONE

Shooting By Period		
1 st FG%	13-30	43.3%
3PT%	1-4	7.1%
FT%	5-7	71.4%
2 nd FG%	15-28	53.6%
3PT%	4-15	26.7%
FT%	11-17	64.7%
GM FG%	28-58	48.3%
3PT%	5-29	17.2%
FT%	16-24	66.7%

Dead Ball Rebounds: 3, 0

	UIA	UMN
Biggest lead	12 (2 nd 10:38)	11 (1 st 16:07)
Best Scoring Run	7 (1 st 14:30)	10 (1 st 16:53)
Lead Changes	2	1
Times Tied	2	0
Time with Lead	31:13	07:22

Points from Turnovers	UIA	UMN
Paint	56	38
Second Chance	15	12
Fast Breaks	14	13
Bench	6	12

Period by Period Scoring	1st	2nd	TOT
UIA	39	47	86
UMN	32	45	77

18

#2 PURDUE 84, IOWA 70

Jan. 24, 2024 | Iowa City, Iowa | Carver-Hawkeye Arena

Official Basketball Box Score - Final
Purdue at Iowa
01/24/24 Carver-Hawkeye Arena, Iowa City, Iowa
2023-24 Men's BasketballGame Time: 1:00 PM
Game Duration: 1:58
Attendance: 14,232

Officials: Jeffrey Anderson, Brian McNutt, Rob Kuenneken

Purdue - 84 Record: 17-2 (6-2)

NO. Name	Min	FG M-A	3P M-A	FT M-A	Rebounds OR DR TOT	Fouls PF FO	TP	AS	TO	ST	Blocks BS BA	+/-
4 Trey Kaufman-Renn	F 14:16	2-4	0-0	0-0	1 4 5	2 2	4	3	1	0 0 0	4	4
15 Zach Edey	C 34:31	10-15	0-0	10-15	8 10 18	3 10	30	2	1	0 4 0	10	10
2 Fletcher Loyer	G 32:16	5-10	2-6	0-0	0 2 2	1 1	12	1	2	0 0 0	5	5
3 Braden Smith	G 39:12	4-12	1-5	0-0	1 5 6	2 0	9	9	4	1 1 1	15	15
55 Lance Jones	G 31:49	4-12	4-9	5-6	2 4 6	3 4	17	1	1	1 1 0	12	12
0 Mason Gillis	23:03	2-4	2-4	0-0	2 3 5	1 2	6	1	1	1 0 0	14	14
25 Ethan Morton	08:50	1-3	0-1	0-0	0 2 2	0 0	2	0	1	1 0 0	0	0
1 Caleb Furst	08:10	1-2	0-0	0-0	1 1 2	0 0	2	1	0	0 0 0	1	1
23 Camden Heide	07:53	1-5	0-1	0-0	4 0 4	3 0	2	1	0	0 0 0	9	9
Team					0 0 0							
Totals		30-67	9-26	15-21	19 31 50	15 19 84	19	11	4	6 1 14		

Technical Fouls: NONE

Shooting By Period		
1 st FG%	19-38	50.0%
3PT%	5-12	41.7%
FT%	4-6	66.7%
2 nd FG%	11-29	37.9%
3PT%	4-14	28.6%
FT%	11-15	73.3%
GM FG%	30-67	44.8%
3PT%	9-26	34.6%
FT%	15-21	71.4%

Dead Ball Rebounds: 4, 0

Iowa - 70 Record: 11-7 (3-4)

NO. Name	Min	FG M-A	3P M-A	FT M-A	Rebounds OR DR TOT	Fouls PF FO	TP	AS	TO	ST	Blocks BS BA	+/-
23 Ben Krikke	F 36:04	4-9	0-1	2-4	0 2 2	3 3	10	0	2	1 0 0	-6	-6
32 Owen Freeman	F 20:46	3-6	0-0	0-0	0 2 2	4 0	6	2	0	1 0 2	-2	-2
4 Josh Dix	G 32:32	3-7	1-1	2-2	0 1 1	3 1	9	7	0	2 0 1	6	6
11 Tony Perkins	G 36:28	10-19	0-3	4-6	2 3 5	2 7	24	4	0	1 1 3	-4	-4
20 Payton Sandfort	G 37:35	5-12	3-10	3-3	1 6 7	2 1	16	0	1	1 0 0	-13	-13
5 Dasonte Bowen	07:28	0-0	0-0	0-0	0 1 1	0 0	0	1	0	0 0 0	-20	-20
13 Ladi Dembele	14:35	1-4	0-1	0-1	1 4 5	3 2	2	0	3	0 0 0	-20	-20
2 Brock Harding	04:16	0-1	0-0	0-0	0 0 0	0 0	1	0	1	0 0 0	-8	-8
0 Even Brauns	08:31	0-0	0-0	0-0	0 0 0	2 0	0	1	0	0 0 0	0	0
24 Pryce Sandfort	01:45	1-1	1-1	0-0	0 0 0	0 0	0	3	0	0 0 0	-3	-3
Team					0 1 1							
Totals		27-59	5-17	11-16	4 20 24	19 15 70	15	7	6	1 6 14		

Technical Fouls: NONE

Shooting By Period		
1 st FG%	14-31	45.2%
3PT%	3-10	30.0%
FT%	3-6	50%
2 nd FG%	13-28	46.4%
3PT%	2-7	28.6%
FT%	8-10	80%
GM FG%	27-59	45.8%
3PT%	5-17	29.4%
FT%	11-16	68.8%

Dead Ball Rebounds: 2, 0

	PUR	IOWA
Biggest lead	19 (2 nd 13:02)	4 (1 st 16:54)
Best Scoring Run	14 (1 st 8:42)	8 (2 nd 11:46)
Lead Changes	3	1
Times Tied	2	0
Time with Lead	31:41	07:22

Points from Turnovers	PUR	IOWA
Paint	36	34
Second Chance	18	6
Fast Breaks	0	7
Bench	12	5

Period by Period Scoring	1st	2nd	TOT
PUR	47	37	84
IOWA	34	36	70

19

MARYLAND 69, IOWA 67

Jan. 24, 2024 | Iowa City, Iowa | Carver-Hawkeye Arena

Official Basketball Box Score - Final
Maryland at Iowa
01/24/24 Carver-Hawkeye Arena, Iowa City, Iowa
2023-24 Men's BasketballGame Time: 6:00 PM
Game Duration: 2:02
Attendance: 8,532

Officials: Paul Szab, Earl Walton, Kevin Bill

Maryland - 69 Record: 12-8 (4-5)

NO. Name	Min	FG M-A	3P M-A	FT M-A	Rebounds OR DR TOT	Fouls PF FO	TP	AS	TO	ST	Blocks BS BA	+/-
10 Julian Reese	F 37:45	6-9	0-0	5-8	5 4 9	3 8	17	1	2	1	5 0 3	3
22 Jordan Geronimo	F 15:32	2-3	0-0	0-0	1 2 3	4 1	4	0	3	1 3 0	-3	-3
24 Dontia Scott	F 33:03	5-11	2-5	2-2	0 2 2	3 1	14	2	2	1 0 1	9	9
1 Jahmir Young	G 37:31	7-15	3-4	5-6	1 6 7	2 6	22	4	3	1 0 0	0	0
5 DeShawn Harris-Smith	G 25:41	2-4	0-0	2-2	0 2 2	4 1	6	0	0	0 0 0	0	0
12 Jamie Kaiser, Jr.	19:29	0-4	0-3	0-2	1 3 4	1 1	0	0	0	2 0 1	5	5
2 Jahari Long	24:47	2-4	2-2	0-0	0 0 0	1 0	6	3	3	0 0 1	-5	-5
11 Noah Batchelor	03:57	0-1	0-1	0-0	0 0 0	0 0	0	0	0	0 0 0	-4	-4
35 Caelum Swanton-Rodger	02:15	0-0	0-0	0-0	0 0 0	1 0	0	0	0	0 0 0	-1	-1
Team					0 2 2							
Totals		24-51	7-15	14-20	8 21 29	19 18 69	10	14	6	8 3 2		

Technical Fouls: NONE

Shooting By Period		
1 st FG%	15-30	50.0%
3PT%	4-7	57.1%
FT%	2-2	100%
2 nd FG%	13-24	54.2%
3PT%	3-8	37.5%
FT%	12-18	66.7%
GM FG%	24-51	47.1%
3PT%	7-15	46.7%
FT%	14-20	70.0%

Dead Ball Rebounds: 2, 0

Iowa - 67 Record: 11-8 (3-5)

NO. Name	Min	FG M-A	3P M-A	FT M-A	Rebounds OR DR TOT	Fouls PF FO	TP	AS	TO	ST	BS BA	+/-
23 Ben Krikke	F 34:12	3-11	0-1	3-4	2 2 4	1 2 9	1	2	0	0	3	-6
32 Owen Freeman	F 27:55	6-11	0-0	2-3	5 4 9	5 14	1	2	0	1	4	6
4 Josh Dix	G 29:17	3-6	2-4	0-0	0 1 1	2 1 8	2	1	0	0	0	-8
11 Tony Perkins	G 32:18	4-9	1-2	11-11	2 1 3	2 6 20	2	2	3	0	0	-7
20 Payton Sandfort	G 29:37	3-9	0-4	0-0	0 7 7	2 0 6	1	2	1	2	0	-1
0 Even Brauns	07:16	2-2	0-0	0-0	1 2 3	1 1 4	0	0	0	0	0	0
22 Patrick McCaffery	09:31	2-4	0-1	0-0	0 2 2	1 0 4	0	2	0	0	0	0
5 Dasonte Bowen	09:45	0-0	0-0	0-0	0 1 1	2 1 0	2	1	0	0	0	4
2 Brock Harding	15:03	1-5	0-2	0-0	0 0 0	2 1 2	2	1	1	0	0	1
24 Pryce Sandfort	05:07	0-0	0-0	0-0	0 0 0	2 0 0	0	0	0	0	0	0
Team					3 3 6			0	1			
Totals		24-57	3-14	16-18	13 23 36	18 19 67	11	14	5	3	8	-2

21

INDIANA 74, IOWA 68

Jan. 30, 2024 | Bloomington, Ind. | Assembly Hall



Official Basketball Box Score - Final
Iowa at Indiana
01/30/24 Simon Skjodt Assembly Hall, Bloomington, Indiana
2023-24 Men's Basketball

Game Time: 7:00 PM
Game Duration: 2:07
Attendance: 17,222

Officials: DJ Carstensen, Bart Lenox, Terry Oglesby

Iowa - 68

Record: 12-9 (4-6)

NO. Name	Min	FG M-A	3P M-A	FT M-A	Rebounds OR DR TOT	Fouls PF FD	TP	AS	TO	ST	Blocks BS BA	+/-
23 Ben Krikke	F 26:19	1-9	0-0	0-0	3 0 3	2 1	2	1	0	0	2 1	-
32 Owen Freeman	F 23:35	2-3	0-0	0-0	1 1 2	4 0	4	2	0	2	1 1	-12
4 Josh Dix	G 24:45	3-8	1-4	3-4	1 0 1	0 3	10	1	0	0	0 1	-15
11 Tony Perkins	G 36:35	9-18	0-2	4-6	0 4 4	1 8	22	3	2	3	2 3	5
20 Payton Sandfort	G 36:35	7-16	5-12	7-7	1 7 8	3 4	26	1	1	1	0 0	5
13 Ladi Dembele	14:59	0-4	0-2	0-0	1 3 4	0 4	0	0	0	1	0 0	-1
22 Patrick McCaffery	18:34	0-3	0-1	0-0	0 3 3	1 0	0	0	0	0	0 0	-9
5 Dasonte Bowen	03:25	0-1	0-0	0-0	0 0 0	0 0	0	0	0	0	0 0	-11
2 Brock Harding	11:26	1-3	0-1	2-2	0 1 1	1 1	4	2	0	1	0 1	4
24 Pryce Sandfort	03:47	0-0	0-0	0-0	0 0 0	0 0	0	0	1	0	0 0	3
Team					4 2 6	0 0	0	0	0	0	0 0	
Totals		23-65	6-22	16-19	11 21 32	16 17	68	10	3	9	3 8	-6

Technical Fouls: NONE

Indiana - 74

Record: 13-8 (5-5)

NO. Name	Min	FG M-A	3P M-A	FT M-A	Rebounds OR DR TOT	Fouls PF FD	TP	AS	TO	ST	Blocks BS BA	+/-
5 Malik Reneau	F 02:33	1-1	0-0	0-0	0 0 0	0 0	2	1	0	0	1 0	6
21 Mackenzie Mgbako	F 22:52	4-17	2-8	1-2	1 2 3	3 1	11	2	0	0	0 2	3
1 Kefel Ware	C 35:23	8-10	1-1	6-11	5 5 10	1 7	23	2	1	0	3 0	13
0 Xavier Johnson	G 32:13	3-8	1-3	2-3	1 1 2	4 3	9	3	2	1	0 0	-13
32 Trey Galloway	G 38:08	3-8	0-3	3-4	1 6 7	3 2	9	4	5	2	0 0	6
4 Anthony Walker	26:24	2-5	0-1	0-0	1 3 4	1 0	4	3	2	0	2 1	-4
3 Anthony Leal	21:34	4-6	3-4	2-2	1 6 7	2 3	13	1	1	0	0 1	13
2 Gabe Cupps	11:22	1-1	1-1	0-0	1 1 2	1 3	0	2	0	0	0 0	14
11 CJ Gunn	04:55	0-1	0-1	0-0	0 2 0	0 0	0	0	0	0	0 0	-1
24 Payton Sparks	04:37	0-0	0-0	0-0	0 1 1	0 0	0	0	0	0	1 0	-7
Team					3 5 8	0 0	0	0	0	0	0 0	
Totals		26-57	8-22	14-22	13 32 45	17 16	74	18	11	3	8 3	6

Technical Fouls: NONE

	Iowa	IND			Points from	Iowa	IND	Period by Period Scoring			
Biggest lead	3 (2 nd 7:56)	17 (1 st 1:27)			Turnovers	12	5		1st	2nd	TOT
Best Scoring Run	9 (2 nd 14:28)	12 (1 st 7:02)			Paint	24	32				
Lead Changes	6				Second Chance	4	15	Iowa	28	40	68
Times Tied	7				Fast Breaks	19	4				
Time with Lead	02:05	35:13			Bench	4	20	IND	39	35	74

Shooting By Period
1 st FG% 16-27 59.3%
3PT% 5-12 41.7%
FT% 2-3 66.7%
2 nd FG% 10-30 33.3%
3PT% 3-10 30.0%
FT% 12-19 63.2%
GM FG% 26-57 45.6%
3PT% 8-22 36.4%
FT% 14-22 63.6%
Dead Ball Rebounds: 4

22

IOWA 79, OHIO STATE 77

Feb. 2, 2024 | Iowa City, Iowa | Carver-Hawkeye Arena



Official Basketball Box Score - Final
Ohio St. at Iowa
02/02/24 Carver-Hawkeye Arena, Iowa City, Iowa
2023-24 Men's Basketball

Game Time: 6:00 PM
Game Duration: 2:06
Attendance: 9,986

Officials: Doug Simons, John Gaffney, Brooks Wells

Ohio St. - 77

Record: 13-9 (3-6)

NO. Name	Min	FG M-A	3P M-A	FT M-A	Rebounds OR DR TOT	Fouls PF FD	TP	AS	TO	ST	Blocks BS BA	+/-
10 Jamison Battle	F 25:10	6-12	3-5	2-2	1 2 3	2 2	17	0	4	1	0 0	0
34 Felix Okpara	C 31:26	5-7	0-0	4-6	7 1 8	3 5	14	2	2	2	0 0	-8
1 Roddy Gayle Jr.	G 37:52	4-12	1-4	3-3	1 3 4	2 3	12	3	2	1	0 2	2
2 Bruce Thornton	G 35:18	4-8	2-4	4-4	0 2 2	3 2	14	5	0	0	0 1	-6
12 Evan Mahaffey	G 30:41	3-7	0-0	0-0	2 3 5	0 5	6	4	0	0	1 0	0
21 Devin Royal	17:21	4-8	0-1	1-2	1 2 3	3 1	9	0	1	0	0 1	2
23 Zed Key	03:14	0-1	0-0	0-0	0 2 2	0 0	0	1	0	0	0 0	1
4 Dale Bonner	13:16	1-3	1-2	2-4	0 1 1	0 3	5	0	0	0	0 1	-3
15 Bowen Hardman	05:42	0-0	0-0	0-0	0 0 0	0 0	0	0	0	0	0 0	3
Team					1 1 2	0 1	0	1	0	0	0 0	
Totals		27-58	7-16	16-21	13 17 30	18 16	77	15	10	4	3 6	-2

Technical Fouls: NONE

Iowa - 79

Record: 13-9 (5-6)

NO. Name	Min	FG M-A	3P M-A	FT M-A	Rebounds OR DR TOT	Fouls PF FD	TP	AS	TO	ST	Blocks BS BA	+/-
23 Ben Krikke	F 32:58	4-9	0-0	0-0	1 1 2	1 2	8	3	0	1	1 1	1
32 Owen Freeman	F 21:53	3-5	0-0	1-2	2 5 7	3 2	7	1	2	1	1 1	2
4 Josh Dix	G 28:03	7-10	1-2	0-0	0 0 0	1 15	1	1	0	0	1 1	2
11 Tony Perkins	G 32:38	6-12	0-1	8-9	1 6 7	1 6	20	4	0	1	0 0	6
20 Payton Sandfort	G 37:25	6-11	2-6	1-2	0 3 3	3 1	15	2	2	2	2 0	-1
13 Ladi Dembele	19:43	1-2	0-0	0-0	3 2 5	4 0	2	0	1	1	1 0	4
22 Patrick McCaffery	15:13	1-3	0-1	8-8	0 2 2	3 5	10	1	0	1	0 0	1
5 Dasonte Bowen	04:46	1-1	0-0	0-1	0 0 0	0 0	1	2	0	1	0 0	-1
24 Pryce Sandfort	04:44	0-0	0-0	0-0	0 0 0	1 0	0	0	0	0	0 0	-1
0 Even Brauns	00:00	0-0	0-0	0-0	0 0 0	0 0	0	0	0	0	0 0	0
2 Brock Harding	02:38	0-1	0-0	0-0	0 0 0	0 0	0	2	0	0	0 0	-3
Team					2 0 2	0 0	0	1	0	0	0 0	
Totals		29-54	3-10	18-22	9 19 28	16 18	79	13	9	6	6 3	2

Technical Fouls: NONE

	OSU	IOWA			Period by Period Scoring				
Biggest lead	4 (1 st 17:53)	5 (2 nd 9:18)	Points from Turnovers	OSU	IOWA				
Best Scoring Run	7 (1 st 4:10)	8 (2 nd 9:18)	Paint	40	38		1st	2nd	TOT
Lead Changes	10		Second Chance	11	12	OSU	38	39	77
Times Tied	15		Fast Breaks	0	17				
Time with Lead	11:50	19:50	Bench	14	14	IOWA	36	43	79

23

PENN STATE 89, IOWA 79

Feb. 8, 2024 | University Park, Pa. | Bryce Jordan Center



Official Basketball Box Score - Final
Iowa at Penn St.
02/08/24 Bryce Jordan Center, State College
2023-24 Men's Basketball

Game Time: 7:00 PM
Game Duration: 1:58
Attendance: 8,140

Officials: Paul Szelc, Jeffrey Anderson, Deldre Carr

Iowa - 79

Record: 13-10 (5-7)

NO. Name	Min	FG M-A	3P M-A	FT M-A	Rebounds OR DR TOT	Fouls PF FD	TP	AS	TO	ST	Blocks BS BA	+/-
23 Ben Krikke	F 38:35	10-18	0-0	2-3	3 2 5	4 3	22	0	4	1	0 0	-7
32 Owen Freeman	F 25:43	4-4	0-0	1-1	0 5 5	2 1	9	0	0	2	1 0	1
4 Josh Dix	G 22:11	3-5	0-0	3-3	1 1 2	3 2	9	0	2	1	0 0	-4
11 Tony Perkins	G 31:23	5-8	1-2	0-0	0 3 3	1 4	3	0	11	8	5 1	0
20 Payton Sandfort	G 27:17	3-9	2-7	0-0	0 3 3	1 2	8	0	2	0	0 0	7
5 Dasonte Bowen	07:56	0-2	0-0	0-0	0 0 0	2 0	0	1	0	0	0 0	-11
22 Patrick McCaffery	21:49	5-7	0-1	1-1	0 2 2	2 1	11	2	2	1	0 0	-18
13 Ladi Dembele	10:56	0-1	0-1	0-0	1 2 3	1 0	0	2	2	1	0 0	-9
2 Brock Harding	03:10	1-2	0-0	2-2	0 0 0	1 3	4	1	0	2	0 0	3
0 Even Brauns	02:46	0-0	0-0	0-0	1 1 1	1 1	0	0	0	0	0 0	-1
24 Pryce Sandfort	08:17	2-3	1-2	0-0	1 1 2	2 1	5	1	0	0	0 0	3
Team					0 1 1	0 0	0	1	0	0	0 0	
Totals		33-59	4-15	9-10	9 19 28	22 14	79	15	18	9	1 1	-10

Technical Fouls: NONE

Penn St. - 89

Record: 12-11 (6-6)

NO. Name	Min	FG M-A	3P M-A	FT M-A	Rebounds OR DR TOT	Fouls PF FD	TP	AS	TO	ST	Blocks BS BA	+/-
22 Qudus Wahab	F 25:46	6-8	0-0	2-2	4 3 7	2 2	14	3	1	0	0 0	13
24 Zach Hicks	F 32:53	3-9	3-6	5-6	1 5 6	0 3	14	2	2	2	1 0	6
1 Ace Baldwin Jr.	G 36:46	5-7	3-4	9-9	0 2 2	3 7	22	6	5	4	0 1	16
2 D'Marco Dunn	G 30:31	4-8	2-3	2-2	0 2 2	1 1	12	0	0	2	0 0	1
3 Nick Kern	G 22:08	1-3	0-0	4-4	1 2 3	1 2	6	4	1	1	0 0	17
0 Karys Clay	18:44	2-4	1-1	3-6	0 0 0	1 4	8	3	2	1	0 0	-5
14 Darnellus Lilley	13:42	2-2	0-0	0-0	2 4 4	1 4	0	1	0	0	0 0	-6
5 Jameel Brown	14:12	3-8	3-8	0-2	0 1 1	2 1	9	0	1	1	0 0	-4
11 Leo O'Boyle	05:18	0-1	0-1	0-0	0 1 1	0 1	0	0	0	0	0 0	2
Team					0 0 0	0 0	0	0	0	0	0 0	
Totals		26-50	12-23	25-31	8 18 26	14 22	89	18	13	11	1 1	10

Technical Fouls: NONE

	IOWA	PSU	Points from		IOWA	PSU	Period by Period Scoring		
Biggest lead	7 (1 st 14:25)	11 (2 nd 0:53)	Turnovers	15	14		1st	2nd	TOT
Best Scoring Run	8 (2 nd 9:54)	11 (1 st 6:21)	Paint	46	26				
Lead Changes	6		Second Chance	13	14	IOWA	34	45	79
Times Tied	7		Fast Breaks	10	3				
Time with Lead	08:28	27:45	Bench	20	21	PSU	42	47	89

Shooting By Period
1 st FG% 13-25 52.0%
3PT% 6-13 46.2%
FT% 10-14 71.4%
2 nd FG% 13-25 52.0%
3PT% 6-10 60.0%
FT% 15-17 88.2%
GM FG% 26-50 52.0%
3PT% 12-23 52.2%
FT% 25-31 80.6%
Dead Ball Rebounds: 3

24

IOWA 90, MINNESOTA 85

Feb. 11, 2024 | Iowa City, Iowa | Carver-Hawkeye Arena



Official Basketball Box Score - Final
Minnesota at Iowa
02/11/24 Carver-Hawkeye Arena, Iowa City
2023-24 Men's Basketball

Game Time: 2:00 PM
Game Duration: 1:59
Attendance: 9,768

Officials: D.J. Carstensen, Bart Lenox, Kipp Kisinger

25

MARYLAND 78, IOWA 66

Feb. 14, 2024 | College Park, Md. | Xfinity Center

Official Basketball Box Score - Final
Iowa at Maryland
02/14/24 XFINITY Center, College Park
2023-24 Men's BasketballGame Time: 8:30 PM
Game Duration: 2:03
Attendance: 12,031

Officials: Brian Dorsey, Earl Walton, Doug Simmons

Iowa - 66

Record: 14-11 (6-8)

NO. Name	Min	FG		3P	FT	Rebounds		Fouls		TP	AS	TO	ST	Blocks		+/-	
		M-A	M-A	M-A	M-A	OR	DR	TOT	PF					FD	BS		BA
23 Ben Krikke	F 33:13	5-8	0-0	1-1		0	1	1	4	2	11	2	0	2	0	1	-11
32 Owen Freeman	F 31:51	2-6	0-1	1-2		4	4	8	4	2	5	0	2	0	3	0	-11
4 Josh Dix	G 27:03	2-6	1-5	1-2		0	2	2	3	1	6	2	0	0	0	0	-7
11 Tony Perkins	G 31:16	3-13	0-3	3-4		2	6	8	5	4	9	3	3	1	1	0	-3
20 Payton Sandfort	G 37:34	7-16	3-9	2-3		2	3	5	3	1	19	3	1	0	0	0	-9
13 Ladij Dembele	05:27	1-2	0-0	0-0		1	0	1	3	0	2	0	0	0	0	1	-1
22 Patrick McCaffery	18:30	3-9	1-2	0-0		0	1	1	0	1	7	1	1	0	0	0	-14
5 Dasonte Bowen	04:34	0-0	0-0	0-0		1	0	1	0	0	0	0	1	0	0	0	-3
24 Pryce Sandfort	06:46	1-2	1-2	0-0		0	0	0	0	0	3	0	0	0	0	0	-3
2 Brock Harding	03:46	2-2	0-0	0-0		0	0	0	1	0	4	0	1	1	0	0	-4
Team						2	0	2			0						
Totals		26-64	6-22	8-12		12	17	29	23	11	66	11	9	4	5	2	-12

Technical Fouls: Perkins 2nd 0:24

Shooting By Period		
1 st	FG%	14-32 43.8%
3PT%	5-13	38.5%
FT%	4-6	66.7%
2 nd	FG%	12-32 37.5%
3PT%	1-9	11.1%
FT%	4-6	66.7%
GM FG%	26-64	40.6%
3PT%	6-22	27.3%
FT%	8-12	66.7%

Dead Ball Rebounds: 4, 0

Maryland - 78

Record: 14-11 (6-8)

NO. Name	Min	FG		3P	FT	Rebounds			Fouls		TP	AS	TO	ST	Blocks		+/-
		M-A	M-A	M-A	M-A	OR	DR	TOT	PF	FD					FD	BS	
10 Julian Reese	F 37:59	7-10	0-0	2-6	4	9	13	2	8	16	2	1	1	1	3	1	11
14 Mady Traore	F 10:01	1-4	0-2	0-0	0	1	1	2	0	2	0	1	1	1	0	0	-4
24 Donta Scott	F 33:38	4-8	1-4	2-2	2	4	6	1	1	11	1	2	1	0	0	0	18
1 Jahmie Young	G 37:52	4-12	0-2	13-13	0	3	3	1	7	21	2	1	1	0	2	12	9
2 Jahari Long	G 11:57	0-0	0-0	0-0	0	0	0	1	1	0	2	2	1	0	0	0	9
12 Jamie Kaiser, Jr.	28:22	1-6	1-5	6-6	0	1	1	0	3	9	1	1	1	0	0	0	13
22 Jordan Geronimo	07:10	1-2	0-1	0-0	0	1	1	1	0	2	0	0	1	0	0	0	0
5 DeShawn Harris-Smith	31:52	7-10	2-3	1-2	3	3	6	3	1	17	3	3	0	0	0	0	18
35 Caelum Swanton-Rodger	01:09	0-0	0-0	0-0	0	0	0	0	1	0	0	0	0	0	0	0	1
Team						3	3	6			0						
Totals		25-52	4-17	24-29	12	25	37	11	22	78	11	11	7	2	5	12	

Technical Fouls: NONE

Iowa		UMD	
Biggest lead	11 (1 st 5:23)	12 (2 nd 0:24)	
Best Scoring Run	8 (1 st 15:40)	9 (2 nd 4:49)	
Lead Changes	2		
Times Tied	1		
Time with Lead	29:19	07:51	
Points from		Iowa	
Turnovers	18	12	
Paint	28	40	
Second Chance	11	16	
Fast Breaks	8	8	
Bench	16	28	
Period by Period Scoring		Iowa	
1st	37	29	66
2nd	31	47	78

26

IOWA 88, #21/20 WISCONSIN 86 (OT)

Feb. 17, 2024 | Iowa City, Iowa | Carver-Hawkeye Arena

Official Basketball Box Score - Final
Wisconsin at Iowa
02/17/24 Carver-Hawkeye Arena, Iowa City, Iowa
2023-24 Men's BasketballGame Time: 1:15 PM
Game Duration: 2:18
Attendance: 14,998

Officials: Jeffrey Anderson, D.J. Carstensen, Bill Ek

Wisconsin - 86

Record: 17-9 (9-6)

No. Name	Min	FG		3P		FT		Reb		Fouls		TP	AS	TO	ST	Blocks		+/-	Shooting By Period	
		M-A	M-A	M-A	M-A	OR	DR	TOT	PF	FD	BS					BA	1st FG		1st 3PT	
5 Tyler Wahl	F 22:06	5-8	0-0	0-0	1	2	3	5	0	10	4	1	1	0	1	7			1st FG	17-29 58.6%
22 Steven Crowl	F 39:28	5-8	1-1	11-13	1	5	6	3	8	22	2	0	0	1	1	-6			3PT	6-10 60.0%
2 AJ Storr	G 37:37	8-18	2-2	3-6	2	2	4	2	4	21	2	1	0	0	1	7			3PT	7-9 77.8%
11 Max Klesmit	G 38:53	2-10	0-4	0-0	2	1	3	2	0	4	8	0	0	0	2	3			2nd FG	10-27 37.0%
23 Chucky Hepburn	G 41:45	6-11	3-6	3-6	0	9	9	2	3	18	3	1	4	0	0	0			3PT	1-5 20.0%
31 Nolan Winter	09:13	2-2	1-1	1-1	0	0	0	0	1	6	0	2	0	0	0	0			FT	10-17 58.8%
3 Connor Essegian	03:39	0-1	0-1	0-0	0	0	0	0	2	1	0	0	0	0	0	-5			OT FG	3-7 42.9%
14 Carter Gilmore	14:37	0-2	0-0	1-2	0	2	2	3	2	1	0	0	1	0	1	-4			3PT	0-1 0.0%
25 John Blackwell	13:06	2-3	0-1	0-0	0	0	0	1	1	4	1	1	0	0	0	-11			FT	2-2 100%
35 Markus Iiver	04:36	0-0	0-0	0-0	1	0	1	2	0	0	0	0	0	0	0	-1			GM FG	30-63 47.6%
																			3PT	7-16 43.8%
																			FT	19-28 67.9%
Team						2	2	4			0									
Totals		30-63	7-16	19-26	9	23	32	22	20	86	20	7	5	1	6	-2				Dead Ball Rebounds: 3.0

Technical Fouls: NONE

Shooting By Period		
1 st	FG%	17-29 58.6%
3PT%	6-10	60.0%
FT%	7-9	77.8%
2 nd	FG%	10-27 37.0%
3PT%	1-5	20.0%
FT%	10-17	58.8%
OT FG%	3-7	42.9%
3PT%	0-1	0.0%
FT%	2-2	100%
GM FG%	30-63	47.6%
3PT%	7-16	43.8%
FT%	19-26	67.9%

Dead Ball Rebounds: 3, 0

Iowa - 88

Record: 15-11 (7-8)

NO. Name		FG		3P		FT		Rebounds		Fouls		TP	AS	TO	ST	Blocks		+/-	Shooting By Period	
		M-A	M-A	M-A	M-A	OR	DR	TOT	PF	FD	FD					BS	BA		1st FG	1st FT
23 Ben Krikke	F 27:11	1-5	0-0	2-2	0	5	5	4	2	4	0	1	0	0	1	-3		1st FG	14.25	56.0%
32 Owen Freeman	F 38:16	6-6	0-0	8-11	3	9	12	4	7	20	6	2	2	4	0	-1		3PT%	33.3%	33.3%
4 Josh Dix	G 37:44	8-11	1-2	0-0	0	5	5	2	0	17	2	0	0	0	0	2		12-14	85.7%	
11 Tony Perkins	G 36:09	6-16	0-2	6-8	2	2	4	2	6	18	3	4	1	0	0	-2		12-16	50.0%	
20 Payton Sandfort	G 33:46	5-10	1-5	7-7	0	3	3	4	4	18	2	0	1	2	0	2		3PT%	0.3	0.0%
2 Brock Harding	08:51	2-4	1-3	1-2	0	1	1	1	1	6	2	0	0	0	0	4		9-12	75%	
13 Ladij Dembele	08:32	1-1	0-0	0-0	0	0	0	0	2	0	1	0	0	0	0	-2		3PT%	1-2	50.0%
22 Patrick McCaffery	20:39	1-4	1-2	0-0	0	1	1	1	0	3	0	0	0	0	0	3		3-4	75%	
24 Pryce Sandfort	13:28	0-0	0-0	0-0	0	1	1	0	2	0	1	1	0	0	0	8		30-57	52.6%	
0 Even Brauns	00:24	0-0	0-0	0-0	0	0	0	1	0	0	0	0	0	0	0	-1		24-30	28.6%	
Team						2	1	3			0							FT%	44.0	80.0%

Technical Fouls: Freeman 2nd 4:39

WIS		IOWA	
Biggest lead	13 (1 st 11:22)	9 (2 nd 7:30)	
Best Scoring Run	9 (2 nd 3:16)	7 (2 nd 18:07)	
Lead Changes	11		
Times Tied	9		
Time with Lead	25:10	14:14	
Points from		WIS	
Turnovers	8	5	
Paint	46	34	
Second Chance	8	9	
Fast Breaks	2	8	
Bench	11	11	
Period by Period Scoring		WIS	
1st	47	31	86
2nd	43	35	10
OT	1	8	86

27

IOWA at MICHIGAN STATE

Feb. 20, 2024 | East Lansing, Mich. | Breslin Center

28

IOWA at ILLINOIS

Feb. 24, 2024 | Champaign, Ill. | Assembly Hall

Game Records

Record	Overall	Home	Away	Neutral
ALL GAMES	7-8	5-3	2-5	0-0
CONFERENCE	7-8	5-3	2-5	0-0
NON-CONFERENCE	0-0	0-0	0-0	0-0

Score by Periods

Team	1st	2nd	OT	TOT
Iowa	536	635	10	1181
Opponents	581	621	8	1210

Team Box Score

No.	Player	Total					3-Point		F-Throw		Rebounds													
		GP-GS	MIN	AVG	FG-FGA	FG%	3FG-3FGA	3FG%	FT-FTA	FT%	OFF	DEF	TOT	AVG	PF	DQ	A	TO	BLK	STL	PTS	AVG		
11	PERKINS, Tony	15-15	496:36	33.1	89-187	.476	10-36	.278	73-89	.820	21	41	62	4.1	29	1	65	31	8	29	261	17.4		
20	SANDFORT, Payton	15-15	498:03	33.2	81-182	.445	43-114	.377	30-34	.882	15	69	84	5.6	33	0	33	22	7	12	235	15.7		
23	KRIKKE, Ben	15-15	454:10	30.3	73-153	.477	3-10	.300	36-49	.735	21	41	62	4.1	43	0	21	21	1	8	185	12.3		
32	FREEMAN, Owen	15-14	412:03	27.5	69-104	.663	0-1	.000	33-46	.717	37	74	111	7.4	46	2	24	15	25	16	171	11.4		
4	DIX, Josh	15-11	384:58	25.7	49-97	.505	15-37	.405	20-23	.870	5	26	31	2.1	20	0	28	11	2	8	133	8.9		
22	MCCAFFERY, Patrick	12-4	254:44	21.2	31-80	.388	7-29	.241	26-29	.897	2	27	29	2.4	14	0	14	13	2	5	95	7.9		
2	HARDING, Brock	15-0	129:03	8.6	16-43	.372	3-11	.273	7-9	.778	0	5	5	0.3	14	0	24	7	0	10	42	2.8		
24	SANDFORT, Pryce	13-0	91:27	7.0	8-21	.381	5-11	.455	0-0	.000	2	7	9	0.7	4	0	3	1	1	1	21	1.6		
5	BOWEN, Dasonte	14-1	120:31	8.6	8-27	.296	1-4	.250	3-5	.600	4	8	12	0.9	13	0	17	9	0	2	20	1.4		
13	DEMBELE, Ladj	14-0	145:28	10.4	6-27	.222	0-9	.000	0-1	.000	12	19	31	2.2	35	0	4	12	4	6	12	0.9		
0	BRAUNS, Even	11-0	37:56	3.4	3-3	1.000	0-0	.000	0-0	.000	2	5	7	0.6	14	0	2	1	2	0	6	0.5		
Team											26	19	45					7						
Total		15	3025		433-924	.469	87-262	.332	228-285	.800	147	341	488	32.5	265	3	235	150	52	97	1181	78.7		
Opponents		15	3025		421-894	.471	111-326	.340	257-348	.739	176	370	546	36.4	247	5	248	166	62	90	1210	80.7		

Team Statistics

	IOWA	OPP
Scoring	1181	1210
Points per game	78.7	80.7
Scoring margin	-1.9	-
Field goals-att	433-924	421-894
Field goal pct	.469	.471
3 point fg-att	87-262	111-326
3-point FG pct	.332	.340
3-pt FG made per game	5.8	7.4
Free throws-att	228-285	257-348
Free throw pct	.800	.739
F-Throws made per game	15.2	17.1
Rebounds	488	546
Rebounds per game	32.5	36.4
Rebounding margin	-3.9	-
Assists	235	248
Assists per game	15.7	16.5
Turnovers	150	166
Turnovers per game	10.0	11.1
Turnover margin	+1.1	-
Assist/turnover ratio	1.6	1.5
Steals	97	90
Steals per game	6.5	6.0
Blocks	52	62
Blocks per game	3.5	4.1
Winning streak	1	-
Home win streak	3	-
Attendance	86459	88125
Home games-Avg/Game	8-10807	7-12589
Neutral site-Avg/Game	-	0-0

Team Results

Date	Opponent		Score	Att.
12/04/2023	at Purdue	L	68-87	14876
12/10/2023	Michigan	L	80-90	10000
01/02/2024	at Wisconsin	L	72-83	15725
01/06/2024	Rutgers	W	86-77	9273
01/12/2024	Nebraska	W	94-76	9670
01/15/2024	at Minnesota	W	86-77	8379
01/20/2024	Purdue	L	70-84	14232
01/24/2024	Maryland	L	67-69	8532
01/27/2024	at Michigan	W	88-78	11752
01/30/2024	at Indiana	L	68-74	17222
02/02/2024	Ohio St.	W	79-77	9986
02/08/2024	at Penn St.	L	79-89	8140
02/11/2024	Minnesota	W	90-85	9768
02/14/2024	at Maryland	L	66-78	12031
02/17/2024	Wisconsin	Wot	88-86	14998

Game Records

Record	Overall	Home	Away	Neutral
ALL GAMES	15-11	11-3	2-7	2-1
CONFERENCE	7-8	5-3	2-5	0-0
NON-CONFERENCE	8-3	6-0	0-2	2-1

Score by Periods

Team	1st	2nd	OT	TOT
Iowa	1024	1141	10	2175
Opponents	995	1034	8	2037

Team Box Score

No.	Player				Total		3-Point		F-Throw		Rebounds													
		GP-GS	MIN	AVG	FG-FGA	FG%	3FG-3FGA	3FG%	FT-FTA	FT%	OFF	DEF	TOT	AVG	PF	DQ	A	TO	BLK	STL	PTS	AVG		
11	PERKINS, Tony	26-26	792:24	30.5	139-301	.462	18-61	.295	106-133	.797	35	77	112	4.3	48	1	108	46	14	46	402	15.5		
20	SANDFORT, Payton	26-26	765:09	29.4	136-296	.459	70-187	.374	54-60	.900	32	135	167	6.4	58	0	65	35	8	20	396	15.2		
23	KRIKKE, Ben	26-26	759:19	29.2	146-272	.537	5-14	.357	69-93	.742	41	79	120	4.6	66	0	39	33	5	21	366	14.1		
32	FREEMAN, Owen	26-17	590:37	22.7	116-180	.644	0-3	.000	54-80	.675	65	106	171	6.6	70	2	29	28	48	28	286	11.0		
22	MCCAFFERY, Patrick	23-15	532:35	23.2	72-169	.426	17-61	.279	47-57	.825	4	62	66	2.9	17	0	31	21	6	11	208	9.0		
4	DIX, Josh	26-12	566:06	21.8	74-135	.548	22-51	.431	27-31	.871	9	48	57	2.2	31	0	45	18	6	14	197	7.6		
5	BOWEN, Dasonte	25-8	334:48	13.4	36-91	.396	4-18	.222	33-39	.846	15	17	32	1.3	33	0	49	16	1	11	109	4.4		
2	HARDING, Brock	26-0	284:18	10.9	31-91	.341	10-33	.303	14-18	.778	1	14	15	0.6	25	0	66	21	1	24	86	3.3		
24	SANDFORT, Pryce	24-0	218:51	9.1	22-63	.349	14-40	.350	4-6	.667	3	24	27	1.1	11	0	12	3	2	4	62	2.6		
13	DEMBELE, Ladji	24-0	271:50	11.3	18-52	.346	5-21	.238	3-9	.333	15	37	52	2.2	49	0	9	19	7	13	44	1.8		
14	KINGSBURY, Carter	5-0	16:01	3.2	2-5	.400	1-2	.500	0-0	.000	1	6	7	1.4	0	0	1	1	0	0	5	1.0		
25	LAKETA, Luc	4-0	11:32	2.9	1-1	1.000	1-1	1.000	1-4	.250	0	0	0	0.0	2	0	1	1	0	0	4	1.0		
0	BRAUNS, Even	17-0	61:20	3.6	5-5	1.000	0-0	.000	0-0	.000	4	13	17	1.0	20	0	2	5	4	2	10	0.6		
10	CATER, Jovone	4-0	11:32	2.9	0-4	.000	0-2	.000	0-0	.000	0	2	2	0.5	1	0	0	1	0	1	0	0.0		
1	HUTCHISON, Spencer	3-0	08:39	2.9	0-3	.000	0-3	.000	0-0	.000	1	2	3	1.0	2	0	1	0	0	0	0	0.0		
Team											46	40	86					10						
Total		26	5225		798-1668	.478	167-497	.336	412-530	.777	272	662	934	35.9	433	3	458	258	102	195	2175	83.7		
Opponents		26	5225		729-1611	.453	202-579	.349	377-526	.717	296	658	954	36.7	453	7	389	326	103	162	2037	78.3		

Team Statistics

	IOWA	OPP
Scoring	2175	2037
Points per game	83.7	78.3
Scoring margin	+5.3	-
Field goals-att	798-1668	729-1611
Field goal pct	.478	.453
3 point fg-att	167-497	202-579
3-point FG pct	.336	.349
3-pt FG made per game	6.4	7.8
Free throws-att	412-530	377-526
Free throw pct	.777	.717
F-Throws made per game	15.8	14.5
Rebounds	934	954
Rebounds per game	35.9	36.7
Rebounding margin	-0.8	-
Assists	458	389
Assists per game	17.6	15.0
Turnovers	258	326
Turnovers per game	9.9	12.5
Turnover margin	+2.6	-
Assist/turnover ratio	1.8	1.2
Steals	195	162
Steals per game	7.5	6.2
Blocks	102	103
Blocks per game	3.9	4.0
Winning streak	1	-
Home win streak	3	-
Attendance	141306	119744
Home games-Avg/Game	14-10093	9-13305
Neutral site-Avg/Game	-	3-7399

Team Results

Date	Opponent		Score	Att.
11/07/2023	North Dakota	W	110-68	7653
11/10/2023	Alabama St.	W	98-67	8814
11/14/2023	at Creighton	L	84-92	17352
11/17/2023	Arkansas St.	W	88-74	9536
11/23/2023	vs Oklahoma	L	67-79	3500
11/24/2023	vs Seton Hall	W	85-72	3912
11/29/2023	North Florida	W	103-78	8641
12/04/2023	at Purdue	L	68-87	14876
12/07/2023	at Iowa St.	L	65-90	14267
12/10/2023	Michigan	L	80-90	10000
12/16/2023	vs Florida A&M	W	88-52	14786
12/20/2023	UMBC	W	103-81	8357
12/29/2023	NIU	W	103-74	11846
01/02/2024	at Wisconsin	L	72-83	15725
01/06/2024	Rutgers	W	86-77	9273
01/12/2024	Nebraska	W	94-76	9670
01/15/2024	at Minnesota	W	86-77	8379
01/20/2024	Purdue	L	70-84	14232
01/24/2024	Maryland	L	67-69	8532
01/27/2024	at Michigan	W	88-78	11752
01/30/2024	at Indiana	L	68-74	17222
02/02/2024	Ohio St.	W	79-77	9986
02/08/2024	at Penn St.	L	79-89	8140
02/11/2024	Minnesota	W	90-85	9768
02/14/2024	at Maryland	L	66-78	12031
02/17/2024	Wisconsin	Wot	88-86	14998