

IOWA HAWKEYES®

2023-24 MEN'S BASKETBALL

3 FINAL FOURS 8 BIG TEN CHAMPIONSHIPS 3 BIG TEN TOURNAMENT TITLES 29 NCAA TOURNAMENTS

HAWKEYES	18-14	10-10	--/--	62	 vs. 	19-14	8-10	--/--	70	WILDCATS
	OVERALL	B1G	RANKING (AP/COACHES)	NET		OVERALL	B12	RANKING (AP/COACHES)	NET	
	FRAN					JEROME				
	McCAFFERY					TANG				
	HEAD COACH					HEAD COACH				
	279-190					45-24				
	RECORD at IOWA (14TH SEASON)					RECORD at KSU (2ND SEASON)				

2023-24 SCHEDULE

(18-14 OVERALL | H: 12-4 | A: 4-8 | N: 2-2)

Date	UI Rank	Opp. Rank	Opponent	TV	Time/Result
Oct. 30	-	-	Quincy (Exh.)	B1G+	W, 103-76
Nov. 7	-	-	North Dakota	B1G+	W, 110-68
Nov. 10	-	-	Alabama State	Peacock	W, 98-67
Nov. 14	-	8	at Creighton	FS1	L, 84-92
Nov. 17	-	-	Arkansas State	B1G+	W, 88-74
Nov. 23	RV	-	vs. Oklahoma!	FS1	L, 67-79
Nov. 24	-	-	vs. Seton Hall	FOX	W, 85-72
Nov. 29	-	-	North Florida	BTN	W, 103-78
Dec. 4	-	4	at Purdue*	BTN	L, 68-87
Dec. 7	-	-	at Iowa State@	ESPNU	L, 65-90
Dec. 10	-	-	Michigan*	BTN	L, 80-90
Dec. 16	-	-	vs. Florida A&M#	BTN	W, 88-52
Dec. 20	-	-	UMBC	BTN	W, 103-81
Dec. 29	-	-	Northern Illinois	B1G+	W, 103-74
Jan. 2	-	21	at Wisconsin*	BTN	L, 72-83
Jan. 6	-	-	Rutgers*	BTN	W, 86-77
Jan. 12	-	-	Nebraska*	BTN	W, 94-76
Jan. 15	-	-	at Minnesota*	BTN	W, 86-77
Jan. 20	-	2	Purdue*	FS1	L, 70-84
Jan. 24	-	-	Maryland*	BTN	L, 67-69
Jan. 27	-	-	at Michigan*	FS1	W, 88-78
Jan. 30	-	-	at Indiana*	BTN	L, 68-74
Feb. 2	-	-	Ohio State*	FS1	W, 79-77
Feb. 8	-	-	at Penn State*	BTN	L, 79-89
Feb. 11	-	-	Minnesota*	BTN	W, 90-85
Feb. 14	-	-	at Maryland*	BTN	L, 66-78
Feb. 17	-	20	Wisconsin*	BTN	W, 88-86 (OT)
Feb. 20	-	RV	at Michigan St.*	Peacock	W, 78-71
Feb. 24	-	12	at Illinois*	BTN	L, 85-95
Feb. 27	-	-	Penn State*	BTN	W, 90-81
March 2	-	RV	at Northwestern*	BTN	W, 87-80
March 10	-	12	Illinois*	FS1	L, 61-73
March 14	-	-	Ohio State\$	BTN	L, 78-90
March 19	-	-	Kansas State	ESPN	8:01 p.m.

All times Central and subject to change. | AP Ranking | *Rady Children's Invitational (San Diego, Calif.) | @ Iowa Corn Gy-Hawk Series | # Game played in Des Moines, Iowa | * Big Ten Conference contest | TIAA Big Ten Tournament (Minneapolis)

IOWA COMMUNICATIONS

JAMES ALLAN, MBB CONTACT
Email: james-allan@uiowa.edu
Cell: 319-530-5792



KANSAS STATE at #3 IOWA \ MARCH 19, 2024 \ 8:01 P.M. (CT)

GAME 33

Arena: Carver-Hawkeye Arena (14,998)

TV: ESPN

Talent: Pete Sousa (play-by-play), Jess Settles (color)

Radio: Hawkeye Radio Network

(Gary Dolphin (play-by-play), Bob Hansen (color))

LiveStats: Iowa.Statbroadcast.com






Series Record: Series is tied, 4-4

Last Meeting: Iowa won 65-63 on 12/22/08 in Las Vegas

OPENING TIP

- The Hawkeyes will face Kansas State in the opening round of the National Invitation Tournament on Tuesday in Iowa City. Iowa is making its ninth NIT appearance in program history and first since 2016-17.
- Iowa is making its 11th postseason appearance under head coach Fran McCaffery (seven NAAs, 4 NITs). It is the 17th time in McCaffery's career he has led his team to postseason play.
- The Hawkeyes have won 89 of their last 95 nonconference home games, dating back to 2012.
- Iowa has won 10 or more Big Ten games in a school record six consecutive seasons. The team has won 10+ Big Ten games in nine of the last 10 seasons under McCaffery. Iowa has 11 Big Ten upper division finishes in the last 12 years.
- Iowa had all five starters garner All-Big Ten recognition. Owen Freeman became the second player in school history to be named the league's Freshman of the Year, while Tony Perkins earned second-team honors and Payton Sandfort was a third-teamer. Josh Dix, Ben Krikke and Freeman also earned honorable mention honors.
- Iowa had four 14+ assist games in its history entering the 2023-24 season; Perkins has two of them since Jan. 12.
- Sandfort posted the first triple-double in program history, finishing with 26 points, 10 rebounds, 10 assists and three blocks in a win over Penn State on Feb. 27. It was the first 25-10-10-3 game in regulation since Marquette's Dwyane Wade did so against top-ranked Kentucky in the 2003 NCAA Tournament.
- Iowa is the only Division I school in the last 25 years to have a 25-point triple-double by a women's player (Caitlin Clark) and men's player (Sandfort) in the same season.
- Sandfort has scored 20+ points in three of the last four games. He became Iowa's 54th 1,000 point scorer on March 10 against Illinois and is averaging 20.6 points, seven rebounds and 4.2 assists over his last five games.
- Dix is averaging 16.8 points, shooting 53.3 percent (35-of-59) from the floor and 42.9 percent (9-of-21) from long range, over his last five games. He had three straight 20-point games from Feb. 27 to March 2.
- Freeman has five double-doubles this season-- the most by a Big Ten freshman and tied for the seventh-most by a freshman nationally. They are the most by a Hawkeye freshman since Melsahn Basabe (6) in 2010-11.
- Perkins is currently one of 12 players nationally with 450+ points, 130+ rebounds, 140+ assists and 50+ steals. He ranks in the top 18 in the Big Ten in points, assists and steals.

PROBABLE STARTERS

				
11 • TONY PERKINS G • 6-4 • 205 • Sr.	4 • JOSH DIX G • 6-5 • 200 • So.	20 • PAYTON SANDFORT F • 6-7 • 215 • Jr.	23 • BEN KRIKKE F • 6-9 • 245 • Grad.	32 • OWEN FREEMAN F • 6-10 • 230 • Fr.
MIN: 30.8	MIN: 24.0	MIN: 30.5	MIN: 28.7	MIN: 22.7
PPG: 14.5	PPG: 8.8	PPG: 16.3	PPG: 13.5	PPG: 10.6
FG%: .439	FG%: .558	FG%: .449	FG%: .545	FG%: .628
ASST: 4.6	3PT%: .425	3PT%: .375	REB: 4.6	REB: 6.6
REB: 4.4	REB: 2.2	REB: 6.5	FT%: .754	BLK: 1.8

NUMERICAL ROSTER

No.	Name	Pos.	Ht.	Wt.	Yr.	Exp.	Hometown/High School (Previous School)	Pronunciation Guide
0	Even Brauns	C	6-9	245	Sr.	Tr.	Iowa City, Iowa/Iowa City West (Belmont)	Evan
1	Spencer Hutchison	G	6-4	202	RS Fr.	--	Dallas, Texas/The Episcopal School of Dallas	
2	Brock Harding	G	6-0	162	Fr.	HS	Moline, Ill./Moline	
4	Josh Dix	G	6-5	200	So.	1L	Council Bluffs, Iowa/Lincoln	
5	Dasonte Bowen	G	6-2	183	So.	1L	Boston, Mass./Brewster Academy	dah-SUHN-tae
10	Jovone Cater	G	6-2	180	Sr.	--	Far Rockaway, N.Y./Holy Cross	Jah-vahn
11	Tony Perkins	G	6-4	205	Sr.	3L	Indianapolis, Ind./Lawrence North	
13	Ladji Dembele	F	6-8	250	Fr.	HS	Newark, N.J./St. Benedict's Prep	LAH-gee Dem-BELL-eh
14	Carter Kingsbury	G	6-4	225	RS So.	1L	Ponca, Neb./Brewster Academy (N.H.)	
20	Payton Sandfort	F	6-7	215	Jr.	2L	Waukeke, Iowa/Waukeke	
22	Patrick McCaffery	F	6-9	212	RS Sr.	3L	Iowa City, Iowa/West	
23	Ben Krikke	F	6-9	245	Grad.	Tr.	Edmonton, Alberta/Jasper Place (Valparaiso)	CRICK-ee
24	Pryce Sandfort	F	6-6	205	Fr.	HS	Waukeke, Iowa/Waukeke Northwest	
25	Luc Laketa	G	6-5	185	Jr.	2L	Concord, Mich./Hanover Horton/Winchendon (Mass.)	Luke Lah-KET-ah
32	Owen Freeman	F	6-10	230	Fr.	HS	Moline, Ill./Moline	
44	Riley Mulvey	F	6-11	245	Jr.	2L	Rotterdam, N.Y./Covington	

ALPHABETICAL ROSTER

No.	Name	Pos.	Ht.	Wt.	Yr.	Exp.	Hometown/High School (Previous School)	Pronunciation Guide
5	Dasonte Bowen	G	6-2	183	So.	1L	Boston, Mass./Brewster Academy	dah-SUHN-tae
0	Even Brauns	C	6-9	245	Sr.	Tr.	Iowa City, Iowa/Iowa City West (Belmont)	Evan
10	Jovone Cater	G	6-2	180	Sr.	--	Far Rockaway, N.Y./Holy Cross	Jah-vahn
13	Ladji Dembele	F	6-8	250	Fr.	HS	Newark, N.J./St. Benedict's Prep	LAH-gee Dem-BELL-eh
4	Josh Dix	G	6-5	200	So.	1L	Council Bluffs, Iowa/Lincoln	
32	Owen Freeman	F	6-10	230	Fr.	HS	Moline, Ill./Moline	
2	Brock Harding	G	6-0	162	Fr.	HS	Moline, Ill./Moline	
1	Spencer Hutchison	G	6-4	202	RS Fr.	--	Dallas, Texas/The Episcopal School of Dallas	
14	Carter Kingsbury	G	6-4	225	RS So.	1L	Ponca, Neb./Brewster Academy (N.H.)	
23	Ben Krikke	F	6-9	245	Grad.	Tr.	Edmonton, Alberta/Jasper Place (Valparaiso)	CRICK-ee
25	Luc Laketa	G	6-5	185	Jr.	2L	Concord, Mich./Hanover Horton/Winchendon (Mass.)	Luke Lah-KET-ah
22	Patrick McCaffery	F	6-9	212	RS Sr.	3L	Iowa City, Iowa/West	
44	Riley Mulvey	F	6-11	245	Jr.	2L	Rotterdam, N.Y./Covington	
11	Tony Perkins	G	6-4	205	Sr.	3L	Indianapolis, Ind./Lawrence North	
20	Payton Sandfort	F	6-7	215	Jr.	2L	Waukeke, Iowa/Waukeke	
24	Pryce Sandfort	F	6-6	205	Fr.	HS	Waukeke, Iowa/Waukeke Northwest	

SOCIAL ROSTER

No.	Name	X	Instagram
0	Even Brauns	@EvenBrauns	@evenbrauns
1	Spencer Hutchison	@hutchison34033	@spencer.hutc
2	Brock Harding	@hardingbrock2	@brock.harding2
4	Josh Dix	@J0shDix	@joshdix4
5	Dasonte Bowen	@uncle_drew5	@da5onte
10	Jovone Cater	--	@lamjcater
11	Tony Perkins	@Saucy___T	@tonyperkins11_
13	Ladji Dembele	@ladji_kalilou	@lj_ladji
14	Carter Kingsbury	@CarterKingsbury	@carterkingsbury
20	Payton Sandfort	@Payton_20_	@Payton.20_
22	Patrick McCaffery	@patrickmccaff22	@patrickmccaffery22
23	Ben Krikke	@BenKrikke	@benkrikke
24	Pryce Sandfort	@prycesandfort	@prycesandfort
25	Luc Laketa	@LaketaLuc	@luc.laketa
32	Owen Freeman	@_OwenFreeman	@_owenfreeman
44	Riley Mulvey	@MulveyRiley	@rileymulvey_

**COACHING STAFF**

NAME	POSITION \ YEAR AT IOWA	ALMA MATER \ YEAR
Fran McCaffery	Head Coach \ 14th year	Pennsylvania \ 1982
Sherman Dillard	Assistant Coach \ 14th year	James Madison \ 1978
Courtney Eldridge	Assistant Coach \ 8th year	UNC Greensboro \ 2015
Matt Gatens	Assistant Coach \ 2nd year	Iowa \ 2012
Tristan Spurlock	Assistant Coach, Player Development \ 2nd year	UCF \ 2014
Al Seibert	Chief of Staff \ 13th year	Fredonia State \ 1985
Kyle Denning	Director, Operations \ 9th year	Iowa \ 2015
Lucas Pauley	Video Coordinator \ 8th year	Iowa \ 2018



HEAD COACH FRAN McCAFFERY

Fran McCaffery, who is signed through the 2028 season, is in his 14th season as the head basketball coach at the University of Iowa and his 28th year overall as a college head coach. McCaffery has reached the 20-win plateau 11 of the previous 16 seasons.

McCaffery spent five seasons (2005-10) as the head coach at Siena, six years at UNC-Greensboro (1999-2005) and three seasons at Lehigh (1985-88) before joining the Hawkeyes.

McCaffery has nearly four decades of Division I coaching experience.

He is in his 42nd season as a collegiate coach, which includes 28 years as a head coach and 15 as an assistant. In 2022, McCaffery joined Hall of Fame coaches Rick Pitino, Bob Huggins, Eddie Sutton and Lefty Driesell as the only Division I coaches to lead teams to conference tournament titles in four or more different leagues (Big Ten, MAAC, SoCon, ECC). He is one of 14 coaches to lead at least four different Division I teams to the NCAA Tournament.

McCaffery, 64, won his 500th game as a head coach on Dec. 8, 2022 and win No. 250 at Iowa on Dec. 17, 2022. He holds a career mark of 530-367 (.591) and guided his teams to 17 postseason appearances (12 NCAA & five NIT). Iowa likely would have competed in another NCAA Tournament in 2020, if not for the NCAA canceling the post-season due to COVID-19. He is 279-190 (.596) at Iowa. The 279 wins are a school record, including a 136 Big Ten victories. McCaffery led Iowa to wins in four of the last eight NCAA Tournaments (2015, 2016, 2019, and 2021).

Since taking over the Iowa program in 2010, Iowa has earned 11 postseason tournament bids (7 NCAA, 4 NIT). McCaffery coached Iowa to a Big Ten Tournament title and 26 wins in 2022, the second-most win total in program history. McCaffery has guided seven players to first team All-Big Ten status eight of the last 10 years, including the 2020 & 2021 National and Big Ten Player of the Year, Luka Garza.

McCaffery has posted upper division finishes in 11 of the last 12 seasons at Iowa and 23 of 28 seasons as a head coach. The Hawkeyes have finished fifth or better in the Big Ten standings seven of the last 10 years. He has posted 20 wins or more 11 of the last 15 seasons, including eight of the last 10 years at Iowa (2013, 2014, 2015, 2016, 2019, 2020, 2021, and 2022). Iowa's 205 victories between 2013-21 are the most over a 10-year span at Iowa since 1987-96 (207).

McCaffery and the Hawkeyes boast a 179-47 (.795) home record the last 14 seasons, which includes a school-record 18 wins in 2014 and 13 consecutive victories in 2019-20. Iowa has won 14+ games in Carver-Hawkeye Arena each of the last five seasons (2019, 2020, 2021, 2022, and 2023).

McCaffery's five years at Siena were the best in its 70-year history. He led the Saints on an incredible run that ended with three straight Metro Atlantic Athletic Conference championships and NCAA Tournament appearances.

McCaffery's Saints owned a 112-51 (.687) record in his five years with the program. He guided the Saints to four consecutive 20-win seasons. McCaffery's achievements earned the head coach Siena Hall of Fame recognition in 2017.

The 2009 MAAC Coach of the Year and 2010 District I Coach of the Year is the third winningest coach, by percentage, in league history (.68-22, .756). He is the only coach to guide a MAAC program to two NCAA Tournament wins. McCaffery led his 2008 and 2009 teams to first round NCAA Tournament victories over Vanderbilt and Ohio State, respectively.

In his final two seasons at Siena, he coached the Saints to back-to-back 27-win campaigns and boasted a combined 39-3 (.929) record against MAAC opponents, which included MAAC Tournament contests.

McCaffery began his coaching career as an assistant at Penn (1982-83) and Lehigh (1983-85). After three seasons as head coach at Lehigh, he spent 11 seasons as an assistant at Notre Dame (1988-99).

McCaffery played basketball at Wake Forest his freshman year (1977-78) and concluded his playing career at Penn his final three seasons (1979-82). He earned his bachelor's degree in economics from The Wharton School (Penn) in 1982. McCaffery also earned a master of education from Lehigh in 1985.

THE McCAFFERY FILE

Born:	May 23, 1959
Hometown:	Philadelphia, Pennsylvania
High School:	LaSalle, 1977
College:	B.S. in Economics, The Wharton School (Penn), 1982 Master of Education, Lehigh, 1985
Family:	Wife, Margaret Sons, Connor, Patrick and Jonathan Francis Daughter, Marit Katherine Brother, Jack (sports writer in Philadelphia area)

COACHING HONORS

MAAC Coach of the Year, 2009
NABC District I Coach of the Year, 2009-10

COACHING HISTORY (40 years)

1983	Assistant Coach, Penn
1984-85	Assistant Coach, Lehigh
1985-88	Head Coach, Lehigh
1988-99	Assistant Coach, Notre Dame
1999-05	Head Coach, UNC-Greensboro
2005-10	Head Coach, Siena
2010-pres.	Head Coach, University of Iowa

COACHING CHART

Overall (27 seasons): 530-367 (.591)
At Iowa (13 seasons): 279-190 (.596)%
At Siena (five seasons): 112-51 (.688)%
At UNCG (six seasons): 90-87 (.508)%
At Lehigh (three seasons): 49-39 (.557)%
NCAA Tournament (12 appearances*): 6-11
NIT (four appearances): 6-4

*McCaffery is the first coach to bring three different programs from one-bid leagues to the NCAA Tournament

% McCaffery is one of five coaches to lead teams to conference tournament titles in four or more different leagues

MCCAFFERY IN POSTSEASON PLAY

1988	NCAA Tournament -- Lehigh
1989	NCAA Tournament -- Notre Dame
1990	NCAA Tournament -- Notre Dame
1992	NIT -- Notre Dame
1997	NIT -- Notre Dame
2001	NCAA Tournament -- UNC-Greensboro
2002	NIT -- UNC-Greensboro
2008	NCAA Tournament -- Siena
2009	NCAA Tournament -- Siena
2010	NCAA Tournament -- Siena
2012	NIT -- Iowa
2013	NIT -- Iowa
2014	NCAA Tournament -- Iowa
2015	NCAA Tournament -- Iowa
2016	NCAA Tournament -- Iowa
2017	NIT -- Iowa
2019	NCAA Tournament -- Iowa
2020	NCAA Tournament postponed (COVID-19)
2021	NCAA Tournament -- Iowa
2022	NCAA Tournament -- Iowa
2023	NCAA Tournament -- Iowa

PLAYING EXPERIENCE

Wake Forest, 1977-78
Penn, 1979-82

THE SETTING

The University of Iowa men's basketball team hosts Kansas State in the opening round of the National Invitation Tournament on Tuesday on Mediacom Court inside Carver-Hawkeye Arena. The game will tipoff at 8 p.m. (CT) and be televised on ESPN.

• Tickets are available for \$20 adults and \$10 for youth at the Iowa Athletics Ticket Office.

ON THE AIR

Radio: Tuesday's game will be broadcast on the Hawkeye Radio Network with Gary Dolphin (play-by-play) and Bobby Hansen (color) on the call. The network includes more than 40 stations that blanket the state of Iowa and include portions of Illinois, Nebraska, Minnesota, Missouri and Wisconsin. The Hawkeye Radio Network includes a 60-minute pregame show.

TV: Tuesday's game will be televised on ESPN with Pete Sousa (play-by-play) and Jess Settles (color) on the call.

SCOUTING KANSAS STATE

- The Wildcats bring a 19-14 record into the NIT after falling, 76-57, to eventual Big 12 Tournament champion Iowa State in the tournament quarterfinals. K-State finished with an 8-10 record in Big 12 play.
- K-State went 4-3 down the stretch with wins over Iowa State and Texas. The Wildcats beat the Cyclones, 65-58, in the regular season finale in Manhattan.
- Two players -- Tylor Perry and Arthur Kaluma -- garnered honorable mention All-Big 12 honors. Perry leads the team in scoring (15.5 points), assists (144) and 3-point field goals (91).
- Kaluma averages 14.7 points to go along with a team-best 7.1 rebounds, while Cam Carter is the third Wildcat in double figures at 14.6 points.
- K-State is 29th nationally in 3-point field goal defense (.307) and 31st in field goal percentage defense (.408).

SERIES HISTORY

- Tuesday's game will be the ninth meeting between Iowa and Kansas State. It is tied, 4-4.
- Iowa is 3-1 all-time against K-State in Iowa City.
- The Hawkeyes have won the last two meetings, winning 89-70 in 2001 and 65-63 in 2008 in Las Vegas.
- Iowa head coach Fran McCaffery has never faced K-State.

IOWA IN THE NIT

The Hawkeyes are making their ninth NIT appearance in school history and the first since the 2016-17 season. Iowa is 10-8 all-time in the NIT.

• Iowa has appeared in the NIT in 1995, 1998, 2002, 2003, 2004, 2012, 2013 and 2017. The Hawkeyes went 1-1 in their most recent appearance, downing South Dakota and falling to TCU in overtime in two games played in Carver-Hawkeye Arena.

- The Hawkeyes are 6-5 in the NIT in games played in Iowa City.
- Iowa advanced to the NIT Final Four and finished as the runner-up in 2013. The Hawkeyes lost to Baylor in the NIT Championship game in Madison Square Garden.

LAST GAME | OHIO STATE 90, IOWA 78

No. 10 seed Ohio State never trailed in a 90-78 victory over seventh-seeded Iowa in the second round of the Big Ten Tournament on March 14 in Minneapolis. The Buckeyes shot 51.7 percent and made 11 3-pointers and their bench outscored Iowa's counterparts, 37-16. Payton Sandfort paced the Hawkeyes with 19 points on 5-of-13 shooting with four 3-pointers, while Tony Perkins and Ben Krikke scored 13 points each.

5 HAWKEYES EARN ALL-BIG TEN HONORS

Iowa had all five of its starters earn All-Big Ten recognition for the 2023-24 season.

- Owen Freeman was the Big Ten Freshman of the Year -- the second Hawkeye all-time to earn the accolade, joining Jess Settles in 1994. He was also honorable mention All-Big Ten and was named to the league's All-Freshman Team (the first since 2020).
- Senior Tony Perkins was named a second-team All-Big Ten honoree by the coaches and honorable-mention by the media.
- Junior Payton Sandfort was a third-team All-Big Ten selection by the coaches and media.
- Sophomore Josh Dix and graduate Ben Krikke were honorable mention All-Big Ten honorees by the media. Krikke was also named Iowa's Big Ten Sportsmanship Award recipient.

MCCAFFERY: IOWA'S WINNINGEST HEAD COACH

- Head coach Fran McCaffery, who is in his 28th season as a head coach and 14th at Iowa, won his 272nd game as a Hawkeye on Jan. 15 at Minnesota, making him the winningest coach in program history. McCaffery has 279 career wins as Iowa's head coach.
- Iowa defeated Rutgers, 86-77, on Jan. 3, giving McCaffery his record 127th career Big Ten victory. He has a school record 136 Big Ten wins.

MORE NOTABLES

- Sophomore Dasonte Bowen will miss the remainder of the season because of injury. The guard had season-ending knee surgery on March 6.
- The Hawkeyes are 31st nationally in pace of play in 2023-24, averaging 74.1 possessions per 40 minutes. Iowa is leading the Big Ten and eighth in the country, averaging 15.03 fastbreak points per contest.
- Iowa is 3-9 in Quad 1 games, 5-3 in Quad 2, 4-2 in Quad 3 and 6-0 in Quad 4 games this season.
- The Hawkeyes led in the second half in seven of their 10 Big Ten regular season losses.

BY THE NUMBERS

	IOWA	OPP
Scoring Average	82.9	79.0
Scoring Defense	79.0	82.9
Scoring Margin	+4.0	--
FG%	.475	.458
FG% Defense	.458	.475
FT%	.778	.707
3-PT FG%	.347	.361
3-PT FG% Defense	.361	.347
Rebound Margin	-1.5	--
Assists Per Game	17.8	15.2
Turnovers Per Game	9.5	12.1
Steals Per Game	6.9	5.9
Blocks Per Game	3.9	3.8

IOWA QUICK FACTS

Location	Iowa City, Iowa
Enrollment	31,452
Founded	1847
President	Barbara J. Wilson
Athletics Director	Beth Goetz
Nickname	Hawkeyes
Colors	Gold and Black
Conference	Big Ten
School Song/Mascot	On Iowa/Herky the Hawk
Arena	Carver-Hawkeye Arena
Capacity	14,998

NCAA Tournament Appearances	29
Final Fours	3
	(1955, 1956, 1980)
Big Ten Regular Season Titles	8
	1923, 1926, 1945, 1955, 1956, 1968, 1970, 1979)
Big Ten Tournament Titles	3
	(2001, 2006, 2022)

Head Coach	Fran McCaffery/14th year
Alma Mater/Year	Pennsylvania/1982
Assistant Coach	Sherman Dillard/14th year
Alma Mater/Year	James Madison/1978
Assistant Coach	Courtney Eldridge/2nd year
Alma Mater/Year	UNC Greensboro/2015
Assistant Coach	Matt Gatens (2nd year)
Alma Mater/Year	University of Iowa/2012
Asst. Coach, Player Development	Tristan Spurlock
Alma Mater/Year	Central Florida/2014
Chief of Staff	Al Seibert
Director, Basketball Operations	Kyle Denning
Video Coordinator	Lucas Pauley

Lettermen Returning/Lost	8/5
Starters Returning/Lost	1/4
Newcomers	8

Squad Breakdown	
Seniors	5
Juniors	3
Sophomores	3
Freshmen	5

MARGIN OF VICTORY/DEFEAT

Points	1	2	3	4	5	6	7	8	9	10+	15+	20+
Wins	0	2	0	0	1	0	2	0	3	3	1	6
Losses	0	1	0	0	0	1	0	1	0	9	1	1

2023-24 BIG STANDINGS (As of 3/17)

Team	Big Ten	Pct.	Overall	Pct.
Purdue	17-3	.850	29-4	.879
Illinois	14-6	.700	26-8	.765
Nebraska	12-8	.600	23-10	.696
Northwestern	12-8	.600	21-11	.656
Wisconsin	11-9	.550	22-13	.629
Indiana	10-10	.500	19-14	.576
IOWA	10-10	.500	18-14	.563
Michigan State	10-10	.500	19-14	.576
Ohio State	9-11	.450	20-13	.606
Minnesota	9-11	.450	18-14	.563
Penn State	9-11	.450	16-17	.485
Maryland	7-13	.350	16-17	.485
Rutgers	7-13	.350	15-17	.469
Michigan	3-17	.150	8-24	.250

Villanova Region

VCU at #1 Villanova
South Florida at #4UCF
Kansas State at #3 Iowa
UC Irvine at #2 Utah

Indiana State Region

SMU at #1 Indiana State
Minnesota at #4 Butler
Loyola (Ill.) at #3 Bradley
San Francisco at #2 Cincinnati

Seton Hall Region

Saint Joseph's at #1 Seton Hall
North Texas at #4 LSU
Boston College at #3 Providence
UNLV at #2 Princeton

Wake Forest Region

Appalachian State at #1 Wake Forest
Xavier at #4 Georgia
Richmond at #3 Virginia Tech
Cornell at #2 Ohio State

NATIONAL RANKINGS

AP Poll (Week 19)

- Houston (52)
- UConn (6)
- Purdue (4)
- North Carolina
- Tennessee
- Arizona
- Iowa State
- Creighton
- Kentucky
- Marquette
- Duke
- Auburn
- Illinois
- Baylor
- South Carolina
- Kansas
- Gonzaga
- Utah State
- Alabama
- BYU
- Saint Mary's
- Washington State
- Nevada
- Dayton
- Texas Tech.

Coaches Poll (Week 19)

- Houston (29)
- UConn
- Purdue (2)
- North Carolina
- Tennessee
- Creighton
- Arizona
- Iowa State
- Kentucky
- Marquette
- Duke
- Auburn
- Baylor
- Illinois
- Gonzaga
- South Carolina
- Kansas
- Utah State
- Alabama
- BYU
- Saint Mary's
- Nevada
- Texas Tech
- Dayton
- Washington State

- The Hawkeyes have had three different players -- Payton Sandfort, Tony Perkins and Brock Harding -- record four games with 10+ assists this season.
- The Hawkeyes have the third-best team field goal percentage in the Big Ten at 47.5 percent, which ranks 39th nationally.
- Sandfort is leading the Big Ten with 87 3-point field goals on a league-high 232 attempts. He also is third in the Big Ten with a 37.5 3-point field goal percentage. The forward has hit two or more 3-pointers in 26 games.
- Iowa is one the nation's top offensive teams, averaging 82.9 points in 32 games. The Hawkeyes are third in the Big Ten and 14th nationally. The team has scored at least 84 points in 18 games, averaging 91.3 points in wins and 72.1 points in losses.
- The Hawkeyes are second in the Big Ten and rank ninth nationally, averaging 17.7 assists per game. Iowa is leading the Big Ten and rank second nationally with a 1.87 assist-to-turnover ratio.
- Senior Tony Perkins has started 79 consecutive games dating back to the 2021-22 season.
- Iowa has played seven games decided by seven or fewer points this season (5-2 record).
- The Hawkeyes have had six players hit the 20-point mark this season (Ben Krikke, Tony Perkins, Payton Sandfort, Patrick McCaffery, Owen Freeman and Josh Dix).
- Iowa has two players ranked in the top 18 in the Big Ten in scoring -- Sandfort (eighth, 16.3) and Perkins (18th, 14.5).
- Ahoy 100. Iowa has reached the century mark in four games this season. The Hawkeyes have scored 100+ points 13 times since the start of the 2021-22 season.
- The team is 11-3 when attempting at least 20 free throws, 13-2 when shooting 50+ percent from the field and 9-2 when making eight or more 3-pointers.
- Iowa has had at least four players reach double digits in 20 games this season.
- The Hawkeyes are 12-4 inside Carver-Hawkeye Arena this season and 26-7 in its last 33 home games. It is the sixth straight year the team has won at least 10 home games. Iowa has won at least 10 home games in 12 of head coach Fran McCaffery's 14 seasons.
- The Hawkeyes have held four opponents under 40 percent shooting this season. The team is undefeated in the four contests.
- Iowa held Florida A&M to 52 points on Dec. 16 in Des Moines -- the fewest points allowed since giving up 51 points to Portland State in 2021.
- Senior Tony Perkins has seven games with seven or more assists this season and 12 games with at least five assists. He is leading the team with 147 assists against 62 turnovers.
- The Hawkeyes are leading the Big Ten and rank 16th nationally in free throw percentage, making 77.8 percent of their attempts this season. The team tied a single game free throw percentage (min. 13 makes) school record, making all 18 of its free throw attempts at Michigan on Jan. 27.
- Sandfort made 18-of-19 free throws against Penn State -- the most makes and attempts since Peter Jok

(22-of-23) vs. Indiana in 2016-17. Sandfort made 16 consecutive free throws after missing his third attempt in the first half, which are the most consecutive makes in a single game in program history.

- Sandfort is leading the Big Ten and ranks 11th nationally, making 91.3 percent (94-of-103) of his attempts this season.
- Sandfort has been Iowa's leading rebounder (or tied for the team lead) in 10 games this season. The forward is averaging a career-best 6.5 rebounds per game, which ranks 13th in the Big Ten.
- The Hawkeyes earned 11 Big Ten weekly honors this season -- Ben Krikke (Player of the Week - 11/20, Owen Freeman (Freshman of Week (11/13, 11/20, 12/4, 12/18, 1/8, 1/15, 1/29, 2/12, 2/19) and Payton Sandfort (Player of the Week, 3/4). Freeman is the first Hawkeye freshman to earn the award in consecutive weeks and the nine honors are a single season school record and the second-most in league history.
- Iowa has placed fifth or better in the Big Ten standings in five of the last six seasons and 10 of the last 12 years. The program has won 10 or more Big Ten games in a program record six consecutive seasons and nine of the last 10 seasons.
- The Hawkeyes have led the league in scoring in seven of the last 11 seasons, including six straight years.

SANDFORT MAKES TRIPLE-DOUBLE HISTORY

- Junior Payton Sandfort grabbed an Ace Baldwin, Jr., missed free throw with 21 seconds remaining to secure his 10th rebound, giving the forward the first triple-double in Iowa men's basketball history on Feb. 27 against Penn State. He finished the game with 26 points, 10 rebounds, 10 assists and three blocks. He made just 3-of-11 field goals (2-of-7 from deep), but went 18-of-19 from the free throw line, including a school-record 16 consecutive makes.
- It was the first triple double in the Big Ten this season and one of 37 nationally.
 - The stat line is the first by a Division I player with at least 25 points, 10 rebounds, 10 assists and three blocks since Dwyane Wade (Marquette) did so against top-ranked Kentucky in the 2003 NCAA Tournament.
 - Iowa is the only Division I school in the last 25 years to have a 25-point triple-double by a women's player (Caitlin Clark) and men's player in the same season.
 - The Hawkeyes have had three players post points-assists double-doubles this season (Tony Perkins, Brock Harding). Sandfort's is the 11th in school history and he's the 23rd Hawkeye with a 10 assist game.

MR. ASSIST

- Senior Tony Perkins tallied his second points-assists double-double of the season on March 2 at Northwestern, finishing with 10 points and 14 assists.
- Entering the season, Iowa had four 14+ assist games in program history. Perkins now has two of them since Jan. 12. He is one of two Big Ten players this century to have two 14+ assist games, joining Ohio State's Shannon Scott (2014-15).

- Perkins had a career-high 15 assists to go along with 11 points to notch his first career points-assists double-double against Nebraska on Jan. 12. The 15 assists are tied for the most in Carver-Hawkeye Arena history.
- The 15 assists are tied with B.J. Armstrong for the second-most in a single game in program history, one off the school record.

ALL-EVERYTHING HAWKEYE

Senior Tony Perkins is an all-around guard and an all-time Hawkeye. The Indianapolis native is one of three players in school history to have amassed 1,100+ points, 375+ rebounds, 300+ assists and 130+ steals.

- Perkins is among a group that includes Devyn Marble and Jeff Horner.

JD = EN FUEGO

Sophomore Josh Dix scored 20+ points in three straight games for the first time in his career from Feb. 24 to March 2 (20 at Illinois, 20 vs. Penn State, 24 at Northwestern). During the three-game stretch, the Council Bluffs, Iowa, native averaged 21.3 points with a 68.4 field goal percentage (26-of-38) and a 61.5 mark from 3-point range (8-of-13).

- Dix, who is also Iowa's best defender, is shooting 55.8 percent from the floor, 42.5 percent from 3-point range and 86.5 percent from the free throw line. He is an honorable mention All-Big Ten selection.
- He has scored in double figures in five consecutive games for the first time in his career and in six of the last seven contests.
- In the road win at Northwestern, Dix scored a career-high 24 points, making 9-of-13 field goals, including 4-of-5 3-pointers.
- He made a career-high nine field goals en route to 20 points in the road game at No. 12 Illinois before scoring 18 of his 20 points in the first half in the win over Penn State on Feb. 27. Dix made his first seven shots to open the game.
- In the win over No. 20/21 Wisconsin, he made 8-of-11 field goal attempts en route to 17 points and grabbed five rebounds.
- Dix scored 21 points on 7-of-12 shooting to go along with five assists, four rebounds and two steals on Jan. 15 at Minnesota. It came on the heels of a 16-point outing against Nebraska, where he made a career-high five 3-point field goals.
- He has scored in double figures 11 times this season, including 10 times since joining the starting lineup.

20-12-6-4

Freshman Owen Freeman displayed his versatility in Iowa's 88-86 overtime victory over No. 20/21 Wisconsin on Feb. 17. The forward finished with 20 points, 12 rebounds, six assists and four blocks (and two steals), becoming the first player in the nation with at least 20-12-6-4 in a game this season.

- Freeman is one of eight players since 2010-11 to post at least 20 points, 12 rebounds, six assists and four blocks. Three of those players resided in the Big Ten -- Wisconsin's Ethan Happ and Purdue's Trevion Williams.

- He is one of three freshman from a major conference to post the stat line since 2000.

- Freeman had a stellar game in the win over Minnesota, finishing with 17 points, 14 rebounds, four blocks and four assists.

B1G TONY

Senior Tony Perkins, a second-team All-Big Ten selection, averaged 15.5 points, 4.9 assists, 4.4 rebounds and 1.8 steals in Big Ten play. The guard shot 44.1 percent from the floor and 80.6 percent from the charity stripe.

- During a five-game stretch where he scored 20+ points in five straight games, Perkins averaged 22 points, four assists, 3.6 assists and 2.2 steals, while committing just six turnovers. He is shot 54.3 percent from the floor and 86.1 percent from the free throw stripe.
- He scored 20+ points in five straight games for the first time in his career. It was the first by a Hawkeye since Keegan Murray during the 2021-22 season.
- Perkins was the first Hawkeye guard to have five straight 20-point games since Devyn Marble in 2014.
- The Indianapolis native scored in double figures in 17 of 20 Big Ten games with six 20-point contests and 11 15+ games. He had seven games with three or more steals against league opponents.
- Overall, Perkins has been in double figures in 27 of 32 games this season. He had a stretch of 15 straight games in double digits from Dec. 10 to Feb. 11.

PAYTON CATCHES FIRE

After scoring a season-low six points in the home loss to Maryland on Jan. 24, junior Payton Sandfort has been Iowa's best player in the 13 games since.

- The forward, who is a third-team All-Big Ten honoree, is averaging a team-best 19.8 points and 5.9 rebounds and 2.9 assists during the stretch. He's shooting 44.9 percent from the field, 38 percent from long range and 92.5 percent from the free throw line.
- He has reached double figures in 12 of the 13 games with seven 20-point contests, including three straight to close out the regular season. He has matched his career high of 26 points three times during the stretch.
- Sandfort is trying to become just the second Big Ten player since 1992-93 to average 16+ points, 6+ rebounds, 2.5 assists and 2.5 3-point field goals in a season. He would join Michigan State's Denzel Valentine in 2015-16.
- Sandfort is one of four players nationally averaging 16-6-2.5-2.5 along with Drake's Tucker DeVries, Providence's Devin Carter and Creighton's Baylor Scheierman. DeVries was Sandfort's high school teammate.
- Sandfort did it a third time on Feb. 27 while posting the first triple-double in school history and the first in the Big Ten this season. He finished with 26 points, 10 rebounds, 10 assists and three blocks.
- The Waukee, Iowa, native scored 26 points on 10-of-14 shooting at Michigan. He went 6-of-8 from 3-point range, tying a career-high with six makes. In the second half, Sandfort was deadly. He made eight of his 10 field goal attempts, including 5-of-6 3-pointers. He played all 20 minutes.

2023-24 STATISTICS (As of 3/17)



	STAT	NCAA	B1G
W-L%	.563	148	9
SCORING	82.9	14	3
SCORING DEF.	79.0	326	13
SCORING MARGIN	+4.0	123	8
REBOUNDING	35.4	169	8
REBOUNDING MARGIN	-1.5	266	11
ASSISTS	17.8	9	2
ASSIST-TO RATIO	1.87	2	1
TURNOVER MARGIN	+2.5	39	5
STEALS	6.9	130	4
BLOCKED SHOTS	3.9	93	6
FG%	.475	39	3
FG% DEFENSE	.458	295	12
3FG MADE	6.5	263	10
3FG%	.347	141	9
3FG% DEFENSE	.361	315	11
FT%	.778	16	1

INDIVIDUAL (ALL GAMES)

SCORING P/GAME			
Payton Sandfort	16.3	168	8
Tony Perkins	14.5	325	18
REBOUNDING P/GAME			
Owen Freeman	6.6	220	11
Payton Sandfort	6.5	244	13

FIELD GOAL PERCENTAGE (MIN. 5.0 FGM/G)

Ben Krikke	.545	57	4
Payton Sandfort	.449	222	12

3-POINT FIELD GOALS MADE

Payton Sandfort	87	51	1
-----------------	----	----	---

FREE THROW PERCENTAGE (MIN. 2.5 FTM/G)

Payton Sandfort	.913	11	1
Tony Perkins	.788	244	14
Ben Krikke	.754	335	18

ASSISTS P/GAME

Tony Perkins	4.6	78	8
--------------	-----	----	---

BLOCKED SHOTS P/GAME

Owen Freeman	1.75	52	6
--------------	------	----	---

ASSIST-TO-TURNOVER RATIO (MIN. 3 AST/G AVG)

Tony Perkins	2.37	70	6
--------------	------	----	---

TRIPLE-DOUBLES

Payton Sandfort	1	7	1
-----------------	---	---	---

DOUBLE-DOUBLES

Owen Freeman	5	171	10
Payton Sandfort	4	246	14
Ben Krikke	3	324	18

- Against Indiana, Sandfort again matched his career-best with 26 points, making 7-of-16 field goals, including five 3-pointers. His 11 3-pointers over the two-game stretch was a career best performance.
- Sandfort led all scorers in the road win at Michigan State, finishing with 22 points on 7-of-15 shooting and grabbing six boards. He played more than 38 minutes in the victory.
- In the road win at Northwestern, Sandfort finished with 23 points on 7-of-14 shooting with four 3-pointers. He also had five rebounds and six assists.
- In the regular season finale, Sandfort scored 23 points on 9-of-19 shooting with five 3-pointers. He also grabbed seven rebounds.

THE B1G'S BEST FROSH

- Owen Freeman, the Big Ten Freshman of the Year, leads all league freshman in rebounds (212) and blocks (56), while ranking second in field goal percentage (.628) and third in scoring (340) and steals (35).
- Freeman's five double-doubles are the most by a freshman in the conference, tied for the sixth most by a freshman in the nation and tied for the 10th most in the Big Ten (all players).
 - Freeman's 56 blocks are the second-most by a freshman in the NCAA this season.
 - Brock Harding's 83 assists are the most by a freshman in the Big Ten and his 27 steals are the fifth-most in the league.

A HEALTHY P-MAC

- Senior Patrick McCaffery is playing his best basketball of the season and is fully healthy after suffering an ankle injury on Jan. 12 against Nebraska. Over his last 12 games, the forward is averaging 7.7 points on 43.5 percent shooting.
- McCaffery has reached double figures in four games, including a 21-point output in Iowa's come-from-behind win over Minnesota. He made 7-of-12 field goals in 25 minutes.
 - At Michigan State, McCaffery scored 14 points on 5-of-8 shooting, including 12 points in the first half. He went 4-of-5 from the foul stripe.
 - McCaffery became the 53rd Hawkeye all-time to score 1,000 career points on Feb. 27 against Penn State.

COMEBACK HAWKS

- The Hawkeyes trailed Minnesota 62-42 with 16:11 remaining on Feb. 11 in Iowa City. The Hawkeyes used a 16-0 run to take the lead (the first since 4-2) and Iowa outscored the Gophers, 37-15, over the final 11:43.
- The 20-point comeback was tied for the fourth largest in school history. It was Iowa's largest second-half comeback en route to a win since trailing by 22 points at Illinois in 1987).

MILESTONE WATCH

- Senior Tony Perkins became the 52nd player in program history to surpass 1,000 career points on Jan. 27 at Michigan. Perkins currently has 1,163 points as a Hawkeye, ranking 34th all-time.
- Senior Patrick McCaffery has scored 1,017 career points -- the 53rd player in program history to reach the milestone.
- Junior Payton Sandfort became Iowa's 54th 1,000 point scorer in the regular season finale against Illinois. He has scored 1,032 career points as a Hawkeye.
- Graduate Ben Krikke surpassed 2,000 career points on Feb. 27 against Penn State. He scored 1,596 points in his four-year career at Valparaiso.

OWEN -->> SLIME

Forward Owen Freeman is the first Hawkeye freshman since Fran McCaffery's first season in Iowa City to post at least five double-doubles. Freeman has the most freshman double-doubles since Melsahn Basabe had a school-record six in 2010-11.

FREEMAN: BLOCK-A-THON

- In 32 career games, Owen Freeman is the best freshman shot blocker in Iowa history.
- Freeman has 56 blocks, averaging 1.8 per game. He passed Acie Earl's 50 blocks on Feb. 27 against Penn State.

PS3

Junior Payton Sandfort has...

- made at least one 3-point field goal in 28 games this season and 46 games in his career.
- made two or more 3-pointers in 26 of 32 games this season.
- made three or more 3-pointers in 16 games.
- made four or more 3 balls in 11 games.
- connected on five or more 3-point field goals in five games, including a career-high six 3-pointers at Michigan.
- made five or more 3-pointers in consecutive games three times in his career (twice this season).
- 55 3-point field goals since the calendar year turned to 2024.
- made 87 3-point field goals this season, which are the most by a junior in program history and the eighth-most in a single season all-time.
- attempted 232 3-point field goals this season (fifth most in program history) and 497 in his Hawkeye career, which are the eighth-most all-time.

3 DOUBLE-DOUBLES X 2

- The Hawkeyes had three players tally double-doubles in two different games this season.
- In Iowa's 103-81 victory over UMBC on Dec. 20 -- Payton Sandfort (18 points, 10 rebounds), Ben Krikke (17 points, 12 rebounds) and Brock Harding (10 points, 12 assists) -- each posted double-doubles.

Head coach Fran McCaffery and the University of Iowa men's basketball program signed two student-athletes to National Letters of Intent on Nov. 8.

COOPER KOCH (pronounced KOTCH)

Forward, 6-8, 205

Peoria, Ill.

Metamora Township High School

- Transferred from Peoria Notre Dame to Metamora High School for his senior season
- Selected to the 2023 adidas Eurocamp in Treviso, Italy
- Four-star ranking by Rivals and ESPN
- Rated as the No. 71 player nationally by On3, No. 14 power forward and No. 2 player in Illinois
- Ranked as the No. 51 player nationally by 247Sports and the No. 8 power forward in the class
- Earned Illinois Basketball Coaches Association 3A first-team all-state honors as a junior after averaging 18.6 points and eight rebounds, 3.5 assists and 2.2 steals
- Was AP second-team all-state in 2022-23 and first-team All-Big 12 Conference honoree
- Honorable mention all-state and all-conference selection as a sophomore after averaging 16 points, seven rebounds, four assists, two steals and a block
- Plays for Indiana Elite on AAU circuit
- Son of former Hawkeye and NBA player J.R. Koch, who played for Iowa from 1995-99. J.R. was an NBA second round draft pick by the New York Knicks in 1999

CHRIS TADJO (Pronounced TAJ-oh)

Forward, 6-8, 220

Montreal, Quebec

NBA Academy Latin America

- Four-star recruit by On3
- Rated as the No. 66-best player in the class and the 11th-best power forward
- Attends the NBA Academy Latin America -- an elite basketball training program for top prospects from Mexico, the Caribbean, Central America, South America and Canada
- Selected as the Defensive MVP of the 2022 Basketball Without Borders (BWB) America's Camp in San Luis Potosi, Mexico
- Named a BWB Americas All-Star
- Named Most Valuable Player of the White Team at the BioSteel All-Canadian Games after posting a double-double (25 points, 16 rebounds)

- On Jan. 12 against Nebraska, Sandfort (16 points, 10 rebounds), Owen Freeman (22 points, 10 rebounds) and Tony Perkins (11 points, 15 assists) did it for the second time in 2023-24.
- Iowa hadn't had three double-doubles in the same game since 2013 against Farleigh Dickinson (Jarrod Uthoff, Melsahn Basabe, Gabe Olasani).

A DOZEN DIMES

- Brock Harding was the second consecutive Hawkeye freshman to post a double-double, finishing with 10 points and a career-high 12 assists against UMBC on Dec. 20.
- Harding's 12 assists were the most by an Iowa freshman since Jordan Bohannon's 13 against TCU in the 2017 NIT. The 12 assists are tied for the ninth-most in a single game in program history.
 - The points-assists double-double was the first by a Hawkeye since Joe Toussaint in 2021.
 - Harding is the 21st player with a 10+ assists game in school history.
 - Owen Freeman and Harding are the first freshman duo to post a double-double in back-to-back games since Tyler Cook and Bohannon in the 2016-17 season.

BIG PLAYER OF THE WEEKS

The Hawkeyes had two players earn Big Ten Player of the Week honors during the 2023-24 season.

- Graduate Ben Krikke averaged 24.5 points and seven rebounds in games against No. 8 Creighton and Arkansas State to earn the accolade on Nov. 20. The forward had back-to-back 20-point games, shooting 66 percent from the field (21-of-32). He scored 24 points at Creighton and a season-high 25 points against Arkansas State, while also finishing with nine rebounds, a career-high four steals and three blocks.
- It was Krikke's first Big Ten honor and third of his career. He was a two-time MVC Player of the Week during the 2022-23 season.
- Junior Payton Sandfort earned his first career POW honor after averaging 24.5 points, 7.5 rebounds, eight assists and 1.5 blocks in wins over Penn State and at Northwestern. Against the Nittany Lions, Sandfort tallied the first triple-double in program history, finishing with 26 points, 10 rebounds, 10 assists and three blocks. He also scored 23 points to go along with five rebounds and five assists against the Wildcats.

FREEMAN: BIG FOW X 9

Forward Owen Freeman is the first Hawkeye to earn back-to-back Big Ten Freshman of the Week honors and he has been recognized nine times this season (Nov. 13, Nov. 20, Dec. 4, Dec. 18, Jan. 8, Jan. 15, Jan. 29, Feb. 12, Feb. 19) -- the most by an Iowa freshman in school history.

- Freeman earned nine Big Ten Freshman of the Week honors; the rest of the Big Ten had eight accolades.
- Freeman's nine accolades are the second most in league history, trailing only Ohio State's Jared Sullinger, who earned the distinction 12 times in the 2010-11 season.

CONSISTENT KRIKKE

Graduate Ben Krikke has scored in double figures in 22 games this season. The Canada native is third on the team, averaging 13.5 points on 54.5 percent shooting. He is an honorable mention All-Big Ten selection.

- Krikke ranks fourth in the Big Ten in field goal percentage (.545) and 11th in field goals (171).
- He has shot 60 percent or better from the field in 13 games and he has four games with 10 or more field goals. He made 8-of-10 field goals (80 percent) in the win over Seton Hall on Nov. 24.
- Krikke has three double-doubles -- 17 points and a season-high 12 rebounds in the win over UMBC (his first as a Hawkeye); 19 points and 10 rebounds in a win over Rutgers and 18 points and a season-high 14 rebounds at Michigan State. The 14 boards were one off a career-high.
- Krikke has seven career double-doubles.
- He has seven 20-point games. He scored 24 points (11-of-18 shooting) at No. 8 Creighton and a season-high 25 points (10-of-14 FG), nine rebounds and four steals in the win over Arkansas State. Against UNF, Krikke scored 21 points (5-of-9) shooting -- 17 in the second half -- and went 11-for-11 from the free throw line. He netted 24 points on 8-of-15 shooting (8-of-11 FT) against Michigan, 20 points on 9-of-12 shooting against NIU, 25 points on 11-of-17 shooting in the road win at Minnesota and 22 points on 10-of-18 shooting at Penn State.

TP SHINES

Senior Tony Perkins reached double figures in 17-of-20 Big Ten games and in all but five games this season. He had a string of five consecutive 20 point games in games against Purdue (24), Maryland (20), Michigan (24), Indiana (20) and Ohio State (20).

- In Iowa's overtime win over No. 20/21 Wisconsin, Perkins scored 16 of his 18 points in the second half and overtime. He also had four rebounds and three assists. Perkins had the game-winning lay-up with 1.3 seconds remaining to break an 86 all tie.
- Perkins scored a season-high 25 points on 8-of-14 shooting at No. 21 Wisconsin on Jan. 2. He went 2-for-2 from 3-point range and 7-of-9 from the charity stripe.
- In the road game at No. 12 Illinois, Perkins finished with 18 points, eight rebounds, four assists and two steals. He was 5-of-14 from the floor and 7-of-8 from the free throw line.
- One of Perkins best games of the season came when he was playing with a heavy heart following the death of his grandmother in late November. The Indiana native scored 21 points on 8-of-10 shooting in Iowa's 103-78 victory over North Florida on Nov. 30. He scored 12 points before the game was eight minutes old.
- Perkins has reached double figures in 27 of 32 games this season, including 14 15+ point contests. He is second on the team with a 14.5 scoring average, while leading the team in assists (147) and steals (52) and ranking fourth in rebounding (4.5). He is in the top 18 in the Big Ten in scoring, steals and assists.
- Perkins has had seven or more assists in seven games and 14+ in two contests, including a career-high 15 against Nebraska on Jan. 12. He averages 4.6 assists per game, which ranks eighth in the Big Ten.
- The guard has 10 games this season with three or more steals.

BY THE NUMBERS

	All Games	Big Ten	Home Games	Away Games	Neutral Games	Iowa Wins	Iowa Losses
Record	18-14	10-10	12-4	4-8	2-2	18-0	0-14
Points	82.9	79.1	88.1	77.2	79.5	91.3	72.1
Opp. Pts.	79.0	80.5	77.5	82.8	73.3	75.2	83.8
FG%	.475	.469	.483	.468	.466	.514	.424
FG% Def.	.458	.471	.444	.494	.412	.433	.492
3PT%	.347	.349	.353	.346	.326	.382	.302
3PT% Def.	.361	.352	.364	.362	.341	.356	.367
FT%	.778	.803	.782	.804	.702	.789	.760
REB	35.4	32.6	36.8	31.8	40.8	37.6	32.6
ASST	17.8	16.4	19.1	16.0	17.8	20.6	14.2
TO	9.5	9.5	8.4	10.2	12.0	8.8	10.5
STL	6.9	6.1	7.8	6.3	5.5	7.6	6.1
BLK	3.9	3.6	4.4	3.3	4.0	4.2	3.5

PAYTON SANDFORT

Junior Payton Sandfort is leading the team in scoring and ranks second in rebounding, averaging 16.3 points and 6.4 rebounds. He is a third-team All-Big Ten selection.

- Sandfort has 10 20 point games, giving him 17 such games in his career.
- In a road game at Michigan, Sandfort tied a career-high with 26 points (21 in the second half), making 10-of-14 field goals and 6-of-8 3-pointers. He also had six rebounds. He followed it up with 26 points on 7-of-16 shooting with five 3s and eight rebounds at Indiana.
- In Iowa's 20-point come-from-behind win over Minnesota, Sandfort scored 21 points (12 in the second half), making 7-of-17 field goals and two 3-pointers. At Michigan State, Sandfort scored 22 points on 7-of-15 shooting to go along with six boards.
- Sandfort is second on the team with four double-doubles. He tallied his first career double-double, finishing with 17 points and a career-high 12 rebounds against Alabama State. He finished with 18 points and 10 rebounds with four 3-pointers in a win over UMBC on Dec. 20 and had 16 points, 10 rebounds and five assists against Nebraska on Jan. 12.
- He had the best game of his career, finishing with 26 points, 10 assists, 10 rebounds and three blocks in the Feb. 27 win over Penn State. It was the first triple double in program history. He followed it up with a 23-point outing with four 3-pointers in the road win at Northwestern and 23 points with five 3s against Illinois. It was the first time in his career he scored 20+ in three straight games.
- Sandfort has scored in double figures in 26 of the team's 32 games this season.

BIG O

Freshman Owen Freeman, an honorable mention All-Big Ten and Big Ten All-Freshman Team selection, has been a steady contributor in his first collegiate season. The Illinois native is averaging 10.6 points on a team-best 62.8 percent shooting, while leading the team with 6.5 rebounds (11th in BIG) and blocking a team-best 56 shots.

- Freeman, who made his first career start on Dec. 10 against Michigan, has a pair of 20-point games and a team-best five double-doubles.
- His 62.8 percent field goal percentage is the best by a freshman in program history (Cordell Pemsf holds the record at 61.7 percent in 2016-17). His 210 total rebounds are the second-most on the freshman list, trailing only Luka Garza (211).
- The forward scored a career-high 22 points and grabbed 10 rebounds for his third career double-double on Jan. 12 against Nebraska. Freeman made a career-high 11 field goals (in 13 attempts), which included six dunks.
- In Iowa's 20 point come-from-behind win over Minnesota, Freeman finished with 17 points, career-highs in rebounds (14) and assists (4) and four blocks.
- Freeman was spectacular in Iowa's 88-86 overtime victory over No. 20/21 Wisconsin, posting his fifth double-double. He finished with 20 points, 12 rebounds, a career high six assists and four blocks. He was 6-for-6 from the field and 8-of-11 from the free throw line.
- Freeman has reached double digits in 16 games this season, including 12 games since joining the starting lineup on Dec. 10. He scored 16 points on 6-of-8 shooting in the win over North Florida. He had five rebounds, five blocks (three in the matter of seconds on a single possession) and three steals in the game. His block effort was the No. 4 play of the day on SportCenter's Top 10 plays.
- He had his second five block game in the regular season finale against Illinois. They are the most blocks in a game since Keegan Murray in 2021.
- The forward became the first Hawkeye freshman since Joe Wieskamp in 2018 to notch a double-double when he finished with 14 points and 11 rebounds in the victory over Florida A&M on Dec. 16. He recorded his second double-double at Wisconsin, finishing with 14 points and 13 rebounds.
- Freeman has three or more blocks in 11 games this season and seven or more rebounds 16 times. He is fifth in the Big Ten and 53rd nationally with 56 blocks.

P-MAC: 2-2

Senior Patrick McCaffery has a pair of 20-point scoring outputs -- in games two and 24 this season. The forward scored 21 points on 7-of-12 shooting off the bench in Iowa's come-from-behind win over Minnesota. It was his seventh career 20-point contest.

- McCaffery scored a season-high 22 points on 7-of-12 shooting against Alabama State on Nov. 10. He scored eight of Iowa's first 12 points and 10 of the first 16 over the first 7 1/2 minutes.
- On the year, he has missed three games (Rutgers, at Minnesota, Purdue) because of illness/injury.
- The Iowa City, Iowa, native has scored in double digits 13 times, including three games with 15+ points.

SHARE & TAKE CARE

The Hawkeyes are second in the Big Ten and ninth nationally, averaging 17.8 assists per game. Iowa has had 20 or more assists in 11 games this season, including a season-high 33 in the win over UMBC and 30 (on 35 field goals) in the victory over Nebraska. The 33 assists are tied for the second most in a single game in school history.

- Iowa is 10-1 this season when handing out 20 or more assists.
- On the flip side, Iowa averages 9.5 turnovers per game -- second-fewest in the Big Ten and 14th-fewest nationally. The team has committed 10 or fewer turnovers in 19 games (11-8 record), including a season-low three turnovers at Indiana, which are tied for the fewest of the Fran McCaffery era.
- Iowa's 1.87 assist-to-turnover ratio is tops in the Big Ten and second nationally.

3 IS FOR ME

The Hawkeyes have made 208 3-point field goals in 32 games, averaging 6.5 makes per contest. Eleven different players have made at least one 3-pointer.

- Iowa is 9-2 when making at least eight 3-point field goals this season.
- The Hawkeyes made a season-high 15 3-pointers (in a season high 35 attempts) in the home victory over Nebraska on Jan. 12. Iowa has made 10 or more 3s in four games.
- Junior Payton Sandfort has a team and Big Ten-leading 87 3-pointers (in 232 attempts) to lead the conference. The forward has 11 games with four or more 3-pointers this season and 17 such games in his career.
- Sandfort has made at least two three pointers in 26 games this season.

AT THE LINE

The Hawkeyes get to the free throw line early and often under head coach Fran McCaffery and the team routinely makes more free throws than its opponents attempt.

- The team has made more free throws than its opponent has attempted in 11 games this season.
- The Hawkeyes are averaging 16.3 makes at the free throw line this season, while shooting 77.8 percent -- the best mark in the league and 16th-best in the NCAA.
- Iowa attempted a season-high 46 free throws (made 32) against Arkansas State. The 46 attempts are the third-most in the McCaffery era.
- Iowa tied a season-high with 32 free throws (37 attempts) in the win over Penn State on Feb. 27.
- The Hawkeyes are 11-3 this season when attempting 20 or more free throws

IT'S THE NEWCOMERS

Iowa's newcomers have accounted for 1,021 points -- 38.5 percent of the team's scoring -- this season.

- Iowa's four freshmen account for 21.8 percent of Iowa's points in 2023-24, scoring a combined 578 points.
- Graduate transfer Ben Krikke has reached double figures in 22 games, where he is averaging 13.5 points on 54.5 percent shooting.

- Freshman Owen Freeman is averaging 10.6 points, 6.6 rebounds and a team-best 56 blocks. He is shooting a team-best 62.8 percent from the floor.
- Brock Harding scored a career-high 10 points in back-to-back games and notched his first career double-double against UMBC. Ladi Dembele scored a career-best nine points against FAMU on Dec. 16 and Pryce Sandfort had a career-best 12 points against NIU on Dec. 29.

IMPACT TRANSFER

The Hawkeyes added an impact transfer to the roster in Valparaiso transfer Ben Krikke. The Edmonton, Alberta, Canada, native was a first-team All-MVC selection in 2022-23 after leading the Missouri Valley Conference at 19.4 points per game overall and 21 points in conference play. Krikke shot 55.2 percent from the field and 79.6 percent from the free throw stripe, while averaging 5.9 rebounds and 2.1 assists per game.

- Krikke is averaging 13.5 points with seven 20-point contests. He has made eight or more field goals in eight contests and 10 or more in four games, including 11 field goals (on 18 attempts) in the road game at No. 8 Creighton and 11-of-17 in the road win at Minnesota.
- For his career, Krikke has scored in double figure in 104 (of 154) career games, which includes 31 20-point games. He has scored 2,029 career points (13.2 career avg.), shooting 54.1 percent from the field and 79.4 percent from the charity stripe.

P, P & P

- The Hawkeyes' three Ps -- Patrick, Payton and Perkins -- have combined to start 176 games in their collegiate careers and appear in 342 career games.

WELCOME HOME

Senior Even Brauns returns to his hometown to fulfill a lifelong dream of playing for the Hawkeyes. The center spent the past three years at Belmont University in Nashville, where he played in 92 career games with 31 starts. Brauns averaged seven points and 5.3 rebounds during his junior season with the Bruins.

- Brauns played at both Iowa City Regina and Iowa City West High Schools as a prep. He was an all-state player as a senior after averaging 15.6 points and 7.3 rebounds as a senior. He played his junior season as a teammate of Patrick McCaffery.

MR. BASKETBALLS

Two Hawkeye freshmen -- Brock Harding and Pryce Sandfort -- were named their state's Mr. Basketball in 2023.

- Harding, who scored 1,889 points in his prep career, earned Illinois Mr. Basketball honors after averaging 18.4 points and 5.7 assists at Moline High School. He is the first Western Big Six player to earn the distinction since 2011 (Chasson Randle, Stanford). Other recent past winners include: Braden Huff, E.J. Liddell, Jalen Brunson, Jabari Parker and Jahlil Okafor.
- Harding is the second Mr. Basketball in the state of Illinois to become a Hawkeye, joining Ed Horton (1985-89).
- Sandfort earned Iowa's Mr. Basketball honors after averaging 24.9 points, 11 rebounds, 2.8 assists, 2.7 blocks and 1.7 steals at Waukee Northwest High School. The forward led Class 4A in points, blocks, field goals made, 3-pointers made, free throws made and defensive rebounds.
- Sandfort is the first Mr. Basketball to join the Hawkeye program since Joe Wi- eskamp, who earned the distinction in 2018.

FAMILY BUSINESS

Iowa will have a set of brothers on the roster for the fifth straight year in 2023-24. Payton and Pryce Sandfort follow Connor and Patrick McCaffery, who were Hawkeye teammates from 2019-23.

TEAMMATES AGAIN

- Patrick McCaffery and Even Brauns reunite after being prep teammates at Iowa City West High School. Brauns spent the past three seasons at Belmont University.
- Payton and Pryce Sandfort were teammates at Waukee High School. Pryce played his final two prep seasons at Waukee Northwest High School.
- Brock Harding and Owen Freeman remain teammates in Iowa City. The duo won a state title at Moline High School in 2023.
- Dasonte Bowen and Carter Kingsbury were teammates at the Brewster Academy in New Hampshire.

BACK-TO-BACK FIRST ROUNDERS

The Hawkeyes have had a first round NBA Draft pick in consecutive seasons for the second time in program history.

- Keegan Murray was selected fourth overall by the Sacramento Kings -- the highest pick in program history -- during the 2022 NBA Draft and Kris Murray was taken 23rd overall in the 2023 NBA Draft by the Portland Trailblazers.
- John Johnson was selected by Cleveland in 1970 and Seattle picked Fred Brown in 1971. (B.J. Armstrong and Roy Marble were both first round picks in the 1989 NBA Draft.

HAWKEYE FASTBREAKS

- Iowa is 161-32 when scoring 80 points or more, the last 14 seasons. The Hawkeyes are 95-3 when holding opponents to fewer than 61 points, the last 13 years.

IOWA HISTORY

Iowa has played 2,973 games since beginning basketball in 1902. Iowa's overall record is 1,757-1,216 (.591). Iowa's 1,757 wins are 38th most among Division I programs. That includes a 1,123-385 (.745) record in home games, a 634-831 (.433) record in contests away from Iowa City, an 836-831 (.502) mark in Big Ten games and a 527-159 (.769) record in Carver-Hawkeye Arena.

IOWA VS. RANKED TEAMS

The Hawkeyes are 1-6 against AP ranked opponents in 2023-24, dropping road games at No. 8 Creighton in the Gavitt Tipoff Games, at No. 4 Purdue, at No. 21 Wisconsin and at home against No. 2 Purdue before downing No. 20 Wisconsin, 88-86 in overtime, on Feb. 17. Iowa lost 95-85 at No. 12 Illinois on Feb. 24 and 73-61 in Iowa City on March 10.

- Iowa went 3-2 in such games in 2022-23 with wins over No. 15 Indiana (home), No. 20 Iowa State (home) and No. 15 Indiana (away).
- Below are Iowa's most recent victories over nationally-ranked opponents:

At Home:

88-86 (OT) over No. 20 Wisconsin, 2/17/24
 91-89 over No. 15 Indiana, 1/5/23
 75-56 over No. 20 Iowa State, 12/8/22
 77-73 over No. 25 Wisconsin, 3/4/21
 79-66 over No. 25 Rutgers, 2/10/21

On the Road:

90-68 over No. 15 Indiana, 2/28/23
 75-62 over No. 18 Ohio State, 2/19/22
 73-57 over No. 4 Ohio State, 2/28/21
 77-62 over No. 21 Wisconsin, 2/18/21
 77-75 over No. 14 Rutgers, 1/2/21

Neutral Court:

75-66 over No. 9 Purdue, 3/13/22
 72-61 over No. 12 Texas Tech, 11/28/19
 79-72 over No. 22 Cincinnati, 3/22/19
 77-69 over No. 13 Oregon, 11/15/18

2023-24 IOWA MEN'S BASKETBALL



#5 DASONTE BOWEN
G • 6-2 • 183 • So.
Boston, Mass.
Brewster Academy (N.H.)

SEASON HIGHS

Points	17 vs. Arkansas State, 11/17/23
FGM	5 vs. Northern Illinois, 12/29/23
FGA	8, 4X, last at Wisconsin, 1/2/24
3-PT FGM	1, 4X, last vs. Northern Illinois, 12/29/23
3-PT FGA	3, 2X, last vs. Northern Illinois, 12/29/23
FTM	9 vs. Arkansas State, 11/17/23
FTA	10 vs. Arkansas State, 11/17/23
REB	3, 2X, last vs. Oklahoma, 11/23/23
AST	5, 3X, last vs. Michigan, 12/10/23
STL	3 vs. Arkansas State, 11/17/23
BLK	1 vs. Florida A&M, 12/16/23
MIN	29 vs. Arkansas St., 11/17/23

CAREER HIGHS

Points	17 vs. Arkansas State, 11/17/23
FGM	5, 2X, last vs. Northern Illinois, 12/29/23
FGA	8, 4X, last at Wisconsin, 1/2/24
3-PT FGM	2 vs. Eastern Illinois, 12/21/22
3-PT FGA	3, 3X, last vs. Northern Illinois, 12/29/23
FTM	9 vs. Arkansas State, 11/17/23
FTA	10 vs. Arkansas State, 11/17/23
REB	4 vs. Wisconsin, 12/11/22
AST	5, 3X, last vs. Michigan, 12/10/23
STL	3 vs. Arkansas State, 11/17/23
BLK	1, 2X, last vs. Florida A&M, 12/16/23
MIN	29 vs. Arkansas State, 11/17/23

Opponent	Date	GS	MIN	Total		3-Pointers		Free throws		Rebounds				PF	A	TO	BLK	STL	PTS	AVG
				FG-FGA	PCT	3FG-3FGA	PCT	FT-FTA	PCT	OFF	DEF	TOT	AVG							
North Dakota	11/07/2023	*	21:43	4-6	.667	1-2	.500	3-3	1.000	1	2	3	3.0	1	5	0	0	2	12	12.0
Alabama St.	11/10/2023	*	18:21	1-6	.167	0-3	.000	0-0	.000	1	1	2	2.5	2	5	0	0	0	2	7.0
at Creighton	11/14/2023	*	25:25	1-6	.167	0-0	.000	0-0	.000	0	1	1	2.0	2	4	1	0	0	2	5.3
Arkansas St.	11/17/2023	*	28:56	4-5	.800	0-0	.000	9-10	.900	0	2	2	2.0	3	3	0	0	3	17	8.3
vs Oklahoma	11/23/2023	*	24:09	3-8	.375	0-1	.000	1-2	.500	3	0	3	2.2	3	1	2	0	1	7	8.0
vs Seton Hall	11/24/2023	*	15:15	1-1	1.000	0-0	.000	1-1	1.000	0	1	1	2.0	2	2	1	0	0	3	7.2
North Florida	11/29/2023	*	17:20	2-4	.500	1-2	.500	4-4	1.000	1	0	1	1.9	1	3	0	0	1	9	7.4
at Purdue	12/04/2023	*	13:01	1-3	.333	1-1	1.000	0-0	.000	1	0	1	1.8	1	4	1	0	0	3	6.9
at Iowa St.	12/07/2023		20:46	3-8	.375	0-1	.000	7-7	1.000	1	1	2	1.8	4	4	1	0	1	13	7.6
Michigan	12/10/2023		12:33	0-1	.000	0-0	.000	0-0	.000	1	1	2	1.8	2	5	1	0	0	0	6.8
vs Florida A&M	12/16/2023		14:21	3-5	.600	0-1	.000	1-2	.500	1	1	2	1.8	1	2	1	1	0	7	6.8
UMBC	12/20/2023		15:05	1-7	.143	0-1	.000	0-0	.000	2	0	2	1.8	0	1	0	0	0	2	6.4
NIU	12/29/2023		12:56	5-8	.625	1-3	.333	4-5	.800	1	0	1	1.8	1	2	1	0	1	15	7.1
at Wisconsin	01/02/2024		13:28	3-8	.375	0-0	.000	0-1	.000	1	1	2	1.8	2	1	1	0	0	6	7.0
Rutgers	01/06/2024		17:60	1-5	.200	0-0	.000	2-2	1.000	0	2	2	1.8	3	1	2	0	1	4	6.8
Nebraska	01/12/2024		02:43	0-1	.000	0-1	.000	0-0	.000	0	0	0	1.7	0	0	0	0	0	0	6.4
at Minnesota	01/15/2024		13:22	1-2	.500	0-0	.000	0-0	.000	0	2	2	1.7	0	3	0	0	1	2	6.1
Purdue	01/20/2024		07:28	0-0	.000	0-0	.000	0-0	.000	0	1	1	1.7	0	0	1	0	0	0	5.8
Maryland	01/24/2024		09:45	0-0	.000	0-0	.000	0-0	.000	0	1	1	1.6	2	2	1	0	0	0	5.5
at Michigan	01/27/2024		05:42	1-2	.500	0-0	.000	1-1	1.000	0	0	0	1.6	0	0	0	0	0	3	5.4
at Indiana	01/30/2024		03:25	0-1	.000	0-0	.000	0-0	.000	0	0	0	1.5	0	0	0	0	0	0	5.1
Ohio St.	02/02/2024		04:45	1-1	1.000	0-0	.000	0-1	.000	0	0	0	1.4	0	0	1	0	0	2	5.0
at Penn St.	02/08/2024		07:56	0-2	.000	0-2	.000	0-0	.000	0	0	0	1.3	2	1	0	0	0	0	4.7
Minnesota	02/11/2024		03:49	0-1	.000	0-0	.000	0-0	.000	0	0	0	1.3	1	0	0	0	0	0	4.5
at Maryland	02/14/2024		04:34	0-0	.000	0-0	.000	0-0	.000	1	0	1	1.3	0	0	1	0	0	0	4.4
Totals		8	334:48	36-91	.396	4-18	.222	33-39	.846	15	17	32	1.3	33	49	16	1	11	109	4.4

CAREER STATISTICS

YEAR	G/GS	FG-A	PCT	3-PT	PCT	FT-A	PCT	REB	AVG	PF-FO	AST	TO	BLK	STL	PTS	AVG
Fresh.	26/1	29-61	.475	4-11	.364	19-28	.679	23	0.9	26-0	26	25	1	7	81	3.1
Soph.	25/8	36-91	.396	4-18	.222	33-39	.846	32	1.3	33-0	49	16	1	11	109	4.4
TOTALS	51/9	65-152	.428	8-29	.276	52-67	.776	55	1.1	59-0	75	41	2	18	190	3.7



#0 EVEN BRAUNS
C • 6-9 • 245 • Sr.
Iowa City, Iowa
Iowa City West High School
Belmont

SEASON HIGHS

Points	4 vs. Maryland, 1/24/24
FGM	2 vs. Maryland, 1/24/24
FGA	2 vs. Maryland, 1/24/24
3-PT FGM	--
3-PT FGA	--
FTM	--
FTA	--
REB	4 vs. Florida A&M, 12/16/13
AST	1, 2X, last vs. Purdue, 1/10/24
STL	1, 2X, last vs. Northern Illinois, 12/29/23
BLK	2 at Purdue, 12/4/23
MIN	9 vs. Purdue, 1/20/24

CAREER HIGHS

Points	19 vs. Bethel, 12/18/21
FGM	7 vs. Bethel, 12/18/21
FGA	9, 2X, last vs. Illinois State, 2/4/23
3-PT FGM	--
3-PT FGA	2 vs. Missouri State, 2/8/23
FTM	6 vs. Illinois State, 2/4/23
FTA	7 vs. Drake, 1/29/23
REB	12 vs. Illinois State, 2/4/23
AST	3 vs. Indiana State, 2/22/23
STL	3, 2X, last at Chattanooga, 12/18/22
BLK	7 vs. Murray State, 1/17/23
MIN	32 vs. Illinois State, 2/4/23

Opponent	Date	GS	MIN	Total		3-Pointers		Free throws		Rebounds				PF	A	TO	BLK	STL	PTS	AVG
				FG-FGA	PCT	3FG-3FGA	PCT	FT-FTA	PCT	OFF	DEF	TOT	AVG							
Alabama St.	11/10/2023		03:21	1-1	1.000	0-0	.000	0-0	.000	0	2	2	2.0	1	0	0	0	0	2	2.0
North Florida	11/29/2023		01:27	0-0	.000	0-0	.000	0-0	.000	0	0	0	1.0	0	0	0	0	0	0	1.0
at Purdue	12/04/2023		03:37	0-0	.000	0-0	.000	0-0	.000	1	0	1	1.0	3	1	0	2	0	0	0.7
at Iowa St.	12/07/2023		05:23	0-0	.000	0-0	.000	0-0	.000	1	2	3	1.5	1	0	1	0	0	0	0.5
Michigan	12/10/2023		04:43	1-1	1.000	0-0	.000	0-0	.000	0	0	0	1.2	0	0	0	0	0	2	0.8
vs Florida A&M	12/16/2023		06:36	0-0	.000	0-0	.000	0-0	.000	0	4	4	1.7	4	0	3	1	1	0	0.7
UMBC	12/20/2023		01:37	1-1	1.000	0-0	.000	0-0	.000	0	0	0	1.4	0	0	0	0	0	2	0.9
NIU	12/29/2023		05:00	0-0	.000	0-0	.000	0-0	.000	1	0	1	1.4	0	0	0	1	1	0	0.8
at Wisconsin	01/02/2024		01:40	0-0	.000	0-0	.000	0-0	.000	0	0	0	1.2	1	0	0	0	0	0	0.7
Rutgers	01/06/2024		01:15	0-0	.000	0-0	.000	0-0	.000	0	0	0	1.1	2	0	1	0	0	0	0.6
Nebraska	01/12/2024		03:16	0-0	.000	0-0	.000	0-0	.000	0	2	2	1.2	1	0	0	0	0	0	0.5
at Minnesota	01/15/2024		04:08	0-0	.000	0-0	.000	0-0	.000	0	0	0	1.1	2	0	0	0	0	0	0.5
Purdue	01/20/2024		08:31	0-0	.000	0-0	.000	0-0	.000	0	0	0	1.0	2	1	0	0	0	0	0.5
Maryland	01/24/2024		07:16	2-2	1.000	0-0	.000	0-0	.000	1	2	3	1.1	1	0	0	0	0	4	0.7
at Michigan	01/27/2024		00:19	0-0	.000	0-0	.000	0-0	.000	0	0	0	1.1	0	0	0	0	0	0	0.7
at Penn St.	02/08/2024		02:46	0-0	.000	0-0	.000	0-0	.000	0	1	1	1.1	1	0	0	0	0	0	0.6
Wisconsin	02/17/2024		00:24	0-0	.000	0-0	.000	0-0	.000	0	0	0	1.0	1	0	0	0	0	0	0.6
at Michigan St.	02/20/2024		02:30	0-0	.000	0-0	.000	0-0	.000	0	0	0	0.9	0	0	0	0	0	0	0.6
Totals		0	63:50	5-5	1.000	0-0	.000	0-0	.000	4	13	17	0.9	20	2	5	4	2	10	0.6

CAREER STATISTICS

YEAR	G/GS	FG-A	PCT	3-PT	PCT	FT-A	PCT	REB	AVG	PF-FO	AST	TO	BLK	STL	PTS	AVG
Fresh.	30/0	51-91	.560	0-1	.000	17-22	.773	65	2.2	37-0	8	15	14	3	119	4.0
Soph.	31/1	32-57	.561	0-1	.000	9-16	.563	51	1.7	20-0	9	15	14	10	73	2.4
Junior	31/30	88-151	.583	0-7	.000	42-61	.689	165	5.3	76-1	36	26	42	16	218	7.0
Senior	18/0	5-5	1.000	0-0	.000	0-0	.000	17	1.0	20-0	2	5	4	2	10	0.6
TOTALS	110/31	176-304	.579	0-9	.000	68-99	.687	298	2.7	153-1	55	61	74	31	420	3.9



2023-24 IOWA MEN'S BASKETBALL



#10 JOVONE CATER

G • 6-2 • 180 • Sr.
Far Rockaway, N.Y.
Holy Cross

Opponent	Date	GS	MIN	Total		3-Pointers		Free throws		Rebounds				PF	A	TO	BLK	STL	PTS	AVG
				FG-FGA	PCT	3FG-3FGA	PCT	FT-FTA	PCT	OFF	DEF	TOT	AVG							
North Dakota	11/07/2023		01:57	0-0	.000	0-0	.000	0-0	.000	0	0	0	0.0	0	0	0	0	0	0	0.0
Alabama St.	11/10/2023		01:43	0-1	.000	0-0	.000	0-0	.000	0	1	1	0.5	1	0	0	0	0	0	0.0
vs Florida A&M	12/16/2023		04:52	0-1	.000	0-0	.000	0-0	.000	0	1	1	0.7	0	0	1	0	1	0	0.0
NIU	12/29/2023		03:00	0-2	.000	0-2	.000	0-0	.000	0	0	0	0.5	0	0	0	0	0	0	0.0
Totals		0	11:32	0-4	.000	0-2	.000	0-0	.000	0	2	2	0.5	1	0	1	0	1	0	0.0

SEASON HIGHS

Points.....
FGM.....
FGA.....2 vs. Northern Illinois, 12/29/23
3-PT FGM.....
3-PT FGA.....2 vs. Northern Illinois, 12/29/23
FTM.....
FTA.....
REB.....1, 2X, last vs. Florida A&M, 12/16/23
AST.....
STL.....1 vs. Florida A&M, 12/16/23
BLK.....
MIN.....5 vs. Florida A&M, 12/16/23

CAREER HIGHS

Points.....
FGM.....
FGA.....2 vs. Northern Illinois, 12/29/23
3-PT FGM.....
3-PT FGA.....2 vs. Northern Illinois, 12/29/23
FTM.....
FTA.....
REB.....1, 2X, last vs. Florida A&M, 12/16/23
AST.....
STL.....1 vs. Florida A&M, 12/16/23
BLK.....
MIN.....5 vs. Florida A&M, 12/16/23

CAREER STATISTICS

YEAR	G/GS	FG-A	PCT	3-PT	PCT	FT-A	PCT	REB	AVG	PF-FO	AST	TO	BLK	STL	PTS	AVG
Sr.	4/0	0-4	.000	0-2	.000	0-0	.000	2	0.5	1-0	0	1	0	1	0	0.0



#13 LADJI DEMBELE

F • 6-8 • 250 • Fr.
Newark, N.J.
St. Benedict's Prep

Opponent	Date	GS	MIN	Total		3-Pointers		Free throws		Rebounds				PF	A	TO	BLK	STL	PTS	AVG
				FG-FGA	PCT	3FG-3FGA	PCT	FT-FTA	PCT	OFF	DEF	TOT	AVG							
North Dakota	11/07/2023		15:18	3-5	.600	2-3	.667	0-0	.000	0	1	1	1.0	1	0	0	0	1	8	8.0
Alabama St.	11/10/2023		14:17	1-2	.500	0-1	.000	0-2	.000	1	3	4	2.5	2	0	1	0	1	2	5.0
at Creighton	11/14/2023		13:59	3-4	.750	2-2	1.000	0-0	.000	0	2	2	2.3	1	2	0	0	0	8	6.0
Arkansas St.	11/17/2023		08:21	0-0	.000	0-0	.000	0-0	.000	0	1	1	2.0	0	1	0	0	1	0	4.5
vs Oklahoma	11/23/2023		11:36	0-1	.000	0-1	.000	2-2	1.000	1	2	3	2.2	1	1	3	1	0	2	4.0
vs Seton Hall	11/24/2023		13:18	1-3	.333	0-1	.000	0-0	.000	0	3	3	2.3	2	0	0	0	0	2	3.7
North Florida	11/29/2023		13:36	0-2	.000	0-0	.000	1-2	.500	0	1	1	2.1	3	1	2	0	0	1	3.3
at Purdue	12/04/2023		10:15	0-2	.000	0-1	.000	0-0	.000	1	0	1	2.0	1	0	1	0	0	0	2.9
at Iowa St.	12/07/2023		13:29	0-3	.000	0-2	.000	0-0	.000	0	1	1	1.9	0	0	0	0	1	0	2.6
Michigan	12/10/2023		11:51	1-4	.250	0-1	.000	0-0	.000	2	1	3	2.0	4	1	1	0	1	2	2.5
vs Florida A&M	12/16/2023		14:08	4-5	.800	1-2	.500	0-0	.000	1	2	3	2.1	2	0	0	0	3	9	3.1
NIU	12/29/2023		08:20	0-0	.000	0-0	.000	0-2	.000	0	2	2	2.1	2	0	1	2	0	0	2.8
at Wisconsin	01/02/2024		07:44	0-1	.000	0-1	.000	0-0	.000	0	1	1	2.0	2	0	0	0	0	0	2.6
Rutgers	01/06/2024		09:08	0-2	.000	0-0	.000	0-0	.000	0	1	1	1.9	2	1	0	0	0	0	2.4
Nebraska	01/12/2024		04:26	0-0	.000	0-0	.000	0-0	.000	0	0	0	1.8	2	0	1	0	0	0	2.3
at Minnesota	01/15/2024		14:33	0-2	.000	0-1	.000	0-0	.000	1	5	6	2.1	4	0	1	1	2	0	2.1
Purdue	01/20/2024		14:35	1-4	.250	0-1	.000	0-1	.000	1	4	5	2.2	3	0	3	0	0	2	2.1
at Michigan	01/27/2024		10:52	1-2	.500	0-1	.000	0-0	.000	1	0	1	2.2	3	0	0	1	0	2	2.1
at Indiana	01/30/2024		14:59	0-4	.000	0-2	.000	0-0	.000	1	3	4	2.3	4	0	0	0	1	0	2.0
Ohio St.	02/02/2024		19:43	1-2	.500	0-0	.000	0-0	.000	3	2	5	2.4	4	0	1	1	1	2	2.0
at Penn St.	02/08/2024		10:56	0-1	.000	0-1	.000	0-0	.000	1	2	3	2.4	1	2	2	0	1	0	1.9
Minnesota	02/11/2024		02:27	0-0	.000	0-0	.000	0-0	.000	0	0	0	2.3	0	0	1	0	0	0	1.8
at Maryland	02/14/2024		05:27	1-2	.500	0-0	.000	0-0	.000	1	0	1	2.3	3	0	0	1	0	2	1.8
Wisconsin	02/17/2024		08:32	1-1	1.000	0-0	.000	0-0	.000	0	0	0	2.2	2	0	1	0	0	2	1.8
at Michigan St.	02/20/2024		11:20	1-5	.200	1-1	1.000	0-0	.000	1	0	1	2.1	3	2	0	0	1	3	1.9
at Illinois	02/24/2024		06:43	2-2	1.000	1-1	1.000	1-2	.500	0	1	1	2.1	1	0	1	0	0	6	2.0
Penn St.	02/27/2024		08:54	2-3	.667	1-1	1.000	0-0	.000	1	2	3	2.1	4	1	0	0	0	5	2.1
at Northwestern	03/02/2024		10:12	1-1	1.000	0-0	.000	0-0	.000	2	1	3	2.1	3	0	0	0	0	2	2.1
Illinois	03/10/2024		10:45	1-3	.333	0-1	.000	0-0	.000	1	1	2	2.1	2	1	0	0	0	2	2.1
vs Ohio St.	03/14/2024		11:24	2-5	.400	0-2	.000	0-0	.000	0	2	2	2.1	2	0	0	0	0	4	2.2
Totals		0	331:08	27-71	.380	8-27	.296	4-11	.364	20	44	64	2.1	64	13	20	7	14	66	2.2

CAREER STATISTICS

YEAR	G/GS	FG-A	PCT	3-PT	PCT	FT-A	PCT	REB	AVG	PF-FO	AST	TO	BLK	STL	PTS	AVG
Fresh.	30/0	27-71	.380	8-27	.296	4-11	.364	64	2.1	64-0	13	20	7	14	66	2.2



2023-24 IOWA MEN'S BASKETBALL



#4 JOSH DIX

G • 6-5 • 200 • Soph.
Council Bluffs, Iowa
Council Bluffs High School

SEASON HIGHS

Points.....	24 at Northwestern, 3/2/24
FGM.....	9, 2X, last at Northwestern, 3/2/24
FGA.....	15 at Illinois, 2/24/24
3-PT FGM.....	5 vs. Nebraska, 1/12/24
3-PT FGA.....	7 vs. Nebraska, 1/12/24
FTM.....	5, 2X, last at Minnesota, 1/15/24
FTA.....	6 vs. Arkansas State, 11/17/23
REB.....	6 vs. Ohio State, 3/14/24
AST.....	7 vs. Purdue, 1/20/24
STL.....	2, 3X, last vs. Purdue, 1/20/24
BLK.....	2, 2X, last at Michigan, 1/27/24
MIN.....	37:45 vs. Illinois, 3/10/24

CAREER HIGHS

Points.....	24 at Northwestern, 3/2/24
FGM.....	9, 2X, last at Northwestern, 3/2/24
FGA.....	15 at Illinois, 2/24/24
3-PT FGM.....	5 vs. Nebraska, 1/12/24
3-PT FGA.....	7 vs. Nebraska, 1/12/24
FTM.....	5, 2X, last at Minnesota, 1/15/24
FTA.....	6 vs. Arkansas State, 11/17/23
REB.....	6 vs. Ohio State, 3/14/24
AST.....	7 vs. Purdue, 1/20/24
STL.....	2, 3X, last vs. Purdue, 1/20/24
BLK.....	2, 2X, last at Michigan, 1/27/24
MIN.....	37:44 vs. Wisconsin, 2/17/24

Opponent	Date	GS	MIN	Total		3-Pointers		Free throws		Rebounds				PF	A	TO	BLK	STL	PTS	AVG
				FG-FGA	PCT	3FG-3FGA	PCT	FT-FTA	PCT	OFF	DEF	TOT	AVG							
North Dakota	11/07/2023		21:09	2-3	.667	0-0	.000	0-0	.000	0	2	2	2.0	2	1	0	0	1	4	4.0
Alabama St.	11/10/2023		17:30	3-4	.750	1-2	.500	0-0	.000	1	2	3	2.5	0	3	0	0	1	7	5.5
at Creighton	11/14/2023		18:00	0-1	.000	0-0	.000	0-0	.000	0	3	3	2.7	1	2	1	0	0	0	3.7
Arkansas St.	11/17/2023		18:48	2-2	1.000	1-1	1.000	5-6	.833	1	4	5	3.3	1	0	0	1	0	10	5.3
vs Oklahoma	11/23/2023		15:51	1-3	.333	1-2	.500	0-0	.000	0	0	0	2.6	0	1	0	0	0	3	4.8
vs Seton Hall	11/24/2023		20:21	3-4	.750	1-1	1.000	2-2	1.000	0	3	3	2.7	2	1	0	0	1	9	5.5
North Florida	11/29/2023		16:47	3-4	.750	1-2	.500	0-0	.000	0	3	3	2.7	0	4	1	1	0	7	5.7
at Purdue	12/04/2023		12:32	1-3	.333	0-2	.000	0-0	.000	0	2	2	2.6	2	1	0	0	0	2	5.3
at Iowa St.	12/07/2023	*	11:52	2-3	.667	1-2	.500	0-0	.000	0	0	0	2.3	2	2	2	0	1	5	5.2
Michigan	12/10/2023		15:11	1-5	.200	0-4	.000	0-0	.000	0	1	1	2.2	0	1	1	0	0	2	4.9
vs Florida A&M	12/16/2023		14:21	2-3	.667	1-1	1.000	0-0	.000	1	3	4	2.4	2	1	3	0	1	5	4.9
UMBC	12/20/2023		10:10	3-6	.500	0-2	.000	0-0	.000	1	0	1	2.3	0	1	0	0	0	6	5.0
NIU	12/29/2023		16:18	4-5	.800	0-1	.000	0-0	.000	0	2	2	2.2	1	1	0	2	1	8	5.2
at Wisconsin	01/02/2024		10:27	0-1	.000	0-0	.000	0-0	.000	0	0	0	2.1	0	0	0	0	0	0	4.9
Rutgers	01/06/2024	*	26:13	2-4	.500	1-1	1.000	2-2	1.000	0	4	4	2.2	1	4	1	0	1	7	5.0
Nebraska	01/12/2024		27:01	5-8	.625	5-7	.714	1-2	.500	2	0	2	2.2	0	2	0	0	2	16	5.7
at Minnesota	01/15/2024	*	32:13	7-12	.583	2-4	.500	5-5	1.000	0	4	4	2.3	0	5	2	0	2	21	6.6
Purdue	01/20/2024	*	32:32	3-7	.429	1-1	1.000	2-2	1.000	0	1	1	2.2	3	7	0	0	2	9	6.7
Maryland	01/24/2024	*	29:17	3-6	.500	2-4	.500	0-0	.000	0	1	1	2.2	2	2	1	0	0	8	6.8
at Michigan	01/27/2024	*	25:38	2-5	.400	0-1	.000	3-3	1.000	1	3	4	2.3	2	0	2	2	0	7	6.8
at Indiana	01/30/2024	*	24:45	3-8	.375	1-4	.250	3-4	.750	1	0	1	2.2	0	1	0	0	0	10	7.0
Ohio St.	02/02/2024	*	28:03	7-10	.700	1-2	.500	0-0	.000	0	0	0	2.1	0	1	1	0	0	15	7.3
at Penn St.	02/08/2024	*	22:11	3-5	.600	0-0	.000	3-3	1.000	1	1	2	2.1	3	0	2	0	1	9	7.4
Minnesota	02/11/2024	*	34:09	2-6	.333	0-0	.000	0-0	.000	0	2	2	2.1	2	0	1	0	0	4	7.3
at Maryland	02/14/2024	*	27:03	2-6	.333	1-5	.200	1-2	.500	0	2	2	2.1	3	2	0	0	0	6	7.2
Wisconsin	02/17/2024	*	37:44	8-11	.727	1-2	.500	0-0	.000	0	5	5	2.2	2	2	0	0	0	17	7.6
at Michigan St.	02/20/2024	*	25:14	1-3	.333	0-1	.000	0-0	.000	0	1	1	2.1	1	1	2	0	0	2	7.4
at Illinois	02/24/2024	*	36:34	9-15	.600	2-5	.400	0-0	.000	0	0	0	2.1	1	1	0	0	1	20	7.8
Penn St.	02/27/2024	*	34:08	8-10	.800	2-3	.667	2-2	1.000	0	0	0	2.0	2	1	2	0	1	20	8.2
at Northwestern	03/02/2024	*	36:46	9-13	.692	4-5	.800	2-2	1.000	0	2	2	2.0	2	3	1	0	0	24	8.8
Illinois	03/10/2024	*	37:45	6-13	.462	0-3	.000	1-2	.500	0	4	4	2.1	3	2	0	1	0	13	8.9
vs Ohio St.	03/14/2024	*	32:59	3-8	.375	1-5	.200	0-0	.000	2	4	6	2.2	2	2	0	1	1	7	8.8
Totals		18	769:32	110-197	.558	31-73	.425	32-37	.865	11	59	70	2.2	42	55	23	8	17	283	8.8

CAREER STATISTICS

YEAR	G/GS	FG-A	PCT	3-PT	PCT	FT-A	PCT	REB	AVG	PF-FO	AST	TO	BLK	STL	PTS	AVG
Fresh.	31/0	21-52	.404	14-35	.400	6-9	.667	28	0.9	14-0	28	11	3	7	62	2.0
Soph.	32/18	110-197	.558	31-73	.425	32-37	.865	70	2.2	42-0	55	23	8	17	283	8.8
TOTALS	63/18	131-249	.526	45-108	.417	38-46	.826	98	1.6	56-0	83	34	11	24	345	5.5



#32 OWEN FREEMAN

F • 6-10 • 230 • Fr.
Moline, Ill.
Moline High School

SEASON HIGHS

Points.....	22 vs. Nebraska, 1/12/24
FGM.....	11 vs. Nebraska, 1/12/24
FGA.....	13, 2X, last vs. Minnesota, 2/11/24
3-PT FGM.....	--
3-PT FGA.....	1, 4X, last vs. Ohio State, 3/14/24
FTM.....	8 vs. Wisconsin, 2/17/24
FTA.....	11 vs. Wisconsin, 2/17/24
REB.....	14 vs. Minnesota, 2/11/24
AST.....	6 vs. Wisconsin, 2/17/24
STL.....	4 vs. Northern Illinois, 12/29/23
BLK.....	5, 2X, last vs. Illinois, 3/10/24
MIN.....	38:16 vs. Wisconsin, 2/17/24

CAREER HIGHS

Points.....	22 vs. Nebraska, 1/12/24
FGM.....	11 vs. Nebraska, 1/12/24
FGA.....	13, 2X, last vs. Minnesota, 2/11/24
3-PT FGM.....	--
3-PT FGA.....	1, 4X, last vs. Ohio State, 3/14/24
FTM.....	8 vs. Wisconsin, 2/17/24
FTA.....	11 vs. Wisconsin, 2/17/24
REB.....	14 vs. Minnesota, 2/11/24
AST.....	6 vs. Wisconsin, 2/17/24
STL.....	4 vs. Northern Illinois, 12/29/23
BLK.....	5, 2X, last vs. Illinois, 3/10/24
MIN.....	38:16 vs. Wisconsin, 2/17/24

Opponent	Date	GS	MIN	Total		3-Pointers		Free throws		Rebounds				PF	A	TO	BLK	STL	PTS	AVG
				FG-FGA	PCT	3FG-3FGA	PCT	FT-FTA	PCT	OFF	DEF	TOT	AVG							
North Dakota	11/07/2023		15:01	7-8	.875	0-1	.000	0-0	.000	1	2	3	3.0	4	1	1	0	2	14	14.0
Alabama St.	11/10/2023		11:51	1-4	.250	0-1	.000	6-9	.667	3	0	3	3.0	1	0	1	1	0	8	11.0
at Creighton	11/14/2023		13:51	4-7	.571	0-0	.000	0-1	.000	1	0	1	2.3	3	0	0	3	0	8	10.0
Arkansas St.	11/17/2023		09:02	2-4	.500	0-0	.000	3-7	.429	0	3	3	2.5	3	0	1	2	0	7	9.3
vs Oklahoma	11/23/2023		19:26	5-10	.500	0-0	.000	3-3	1.000	3	4	7	3.4	3	0	2	3	1	13	10.0
vs Seton Hall	11/24/2023		14:51	3-4	.750	0-0	.000	0-0	.000	2	1	3	3.3	1	1	3	1	1	6	9.3
North Florida	11/29/2023		18:53	6-8	.750	0-0	.000	4-4	1.000	3	2	5	3.6	1	1	0	5	3	16	10.3
at Purdue	12/04/2023		20:47	2-5	.400	0-0	.000	2-2	1.000	3	1	4	3.6	2	2	0	1	2	6	9.8
at Iowa St.	12/07/2023		19:02	5-6	.833	0-0	.000	1-2	.500	4	4	8	4.1	3	0	4	3	1	11	9.9
Michigan	12/10/2023	*	17:50	1-1	1.000	0-0	.000	3-4	.750	1	3	4	4.1	3	0	0	1	2	5	9.4
vs Florida A&M	12/16/2023	*	19:16	6-9	.667	0-0	.000	2-4	.500	3	8	11	4.7	0	1	0	1	0	14	9.8
UMBC	12/20/2023	*	13:29	2-5	.400	0-0	.000	2-4	.500	3	4	7	4.9	3	1	0	1	0	6	9.5
NIU	12/29/2023	*	23:52	6-11	.545	0-0	.000	0-0	.000	5	4	9	5.2	2	0	1	3	4	12	9.7
at Wisconsin	01/02/2024	*	36:20	7-9	.778	0-0	.000	0-0	.000	2	11	13	5.8	2	1	2	3	1	14	10.0
Rutgers	01/06/2024	*	26:04	5-7	.714	0-0	.000	5-6	.833	2	2	4	5.7	2	1	1	2	0	15	10.3
Nebraska	01/12/2024	*	32:18	11-13	.846	0-0	.000	0-2	.000	2	8	10	5.9	1	2	0	0	1	22	11.1
at Minnesota	01/15/2024	*	17:20	5-6	.833	0-0	.000	2-3	.667	2	6	8	6.1	5	1	1	0	1	12	11.1
Purdue	01/20/2024	*	20:46	3-6	.500	0-0	.000	0-0	.000	0	2	2	5.8	4	2	0	0	1	6	10.8
Maryland	01/24/2024	*	27:55	6-11	.545	0-0	.000	2-3	.667	5	4	9	6.0	5	1	2	1	0	14	11.0
at Michigan	01/27/2024	*	35:59	5-9	.556	0-0	.000	5-5	1.000	3	6	9	6.2	3	1	3	3	0	15	11.2
at Indiana	01/30/2024	*	23:35	2-3	.667	0-0	.000	0-0	.000	1	1	2	6.0	4	2	0	1	2	4	10.9
Ohio St.	02/02/2024	*	21:53	3-5	.600	0-0	.000	1-2	.500	2	5	7	6.0	3	1	2	1	1	7	10.7
at Penn St.	02/08/2024	*	25:42	4-4	1.000	0-0	.000	1-1	1.000	0	5	5	6.0	2	0	0	1	2	9	10.6
Minnesota	02/11/2024	*	35:28	7-13	.538	0-0	.000	3-5	.600	7	7	14	6.3	2	4	0	4	1	17	10.9
at Maryland	02/14/2024	*	31:51	2-6	.333	0-1	.000	1-2	.500	4	4	8	6.4	4	0	2	3	0	5	10.6
Wisconsin	02/17/2024	*	38:16	6-6	1.000	0-0	.000	8-11	.727	3	9	12	6.6	4	6	2	4	2	20	11.0
at Michigan St.	02/20/2024	*	08:08	3-3	1.000	0-0	.000	2-2	1.000	0	2	2	6.4	4	2	1	1	0	8	10.9
at Illinois	02/24/2024	*	29:19	2-5	.400	0-0	.000	4-6	.667	4	4	8	6.5	3	3	2	1	0	8	10.8
Penn St.	02/27/2024	*	25:46	5-9	.556	0-0	.000	1-4	.250	2	6	8	6.5	3	0	1	1	1	11	10.8
at Northwestern	03/02/2024	*	20:29	4-5	.800	0-0	.000	1-1	1.000	1	5	6	6.5	3	1	0	1	1	9	10.7
Illinois	03/10/2024	*	27:17	3-7	.429	0-0	.000	2-3	.667	1	7	8	6.5	1	1	1	5	0	8	10.6
vs Ohio St.	03/14/2024	*	23:30	4-9	.444	0-1	.000	2-4	.500	3	6	9	6.6	3	0	1	1	1	10	10.6
Totals			23 725:07	137-218	.628	0-4	.000	66-100	.660	76	136	212	6.6	87	36	35	56	31	340	10.6

2023-24 IOWA MEN'S BASKETBALL



#2 BROCK HARDING
G • 6-0 • 162 • Fr.
Moline, Ill.
Moline High School

SEASON HIGHS

Points.....	10, 2X, last vs. UMBC, 12/20/23
FGM.....	4, 2X, last vs. UMBC, 12/20/23
FGA.....	10 vs. UMBC, 12/20/23
3-PT FGM.....	2, 2X, last vs. Florida A&M, 12/16/23
3-PT FGA.....	4, 2X, last vs. Florida A&M, 12/16/23
FTM.....	2, 6X, last vs. Ohio State, 3/14/24
FTA.....	2, 9X, last vs. Ohio State, 3/14/24
REB.....	2, 4X, last at Minnesota, 1/15/24
AST.....	12 vs. UMBC, 12/20/23
STL.....	4 vs. UMBC, 12/20/23
BLK.....	1 vs. Florida A&M, 12/16/23
MIN.....	29:24 vs. UMBC, 12/29/23

CAREER HIGHS

Points.....	10, 2X, last vs. UMBC, 12/20/23
FGM.....	4, 2X, last vs. UMBC, 12/20/23
FGA.....	10 vs. UMBC, 12/20/23
3-PT FGM.....	2, 2X, last vs. Florida A&M, 12/16/23
3-PT FGA.....	4, 2X, last vs. Florida A&M, 12/16/23
FTM.....	2, 6X, last vs. Ohio State, 3/14/24
FTA.....	2, 9X, last vs. Ohio State, 3/14/24
REB.....	2, 4X, last at Minnesota, 1/15/24
AST.....	12 vs. UMBC, 12/20/23
STL.....	4 vs. UMBC, 12/20/23
BLK.....	1 vs. Florida A&M, 12/16/23
MIN.....	29 vs. UMBC, 12/29/23

Opponent	Date	GS	MIN	Total		3-Pointers		Free throws		Rebounds				PF	A	TO	BLK	STL	PTS	AVG
				FG-FGA	PCT	3FG-3FGA	PCT	FT-FTA	PCT	OFF	DEF	TOT	AVG							
North Dakota	11/07/2023		10:39	2-4	.500	1-1	1.000	1-1	1.000	1	0	1	1.0	0	7	3	0	0	6	6.0
Alabama St.	11/10/2023		14:58	2-6	.333	1-2	.500	0-0	.000	0	0	0	0.5	2	7	2	0	2	5	5.5
at Creighton	11/14/2023		08:02	0-2	.000	0-0	.000	0-0	.000	0	0	0	0.3	0	3	1	0	0	0	3.7
Arkansas St.	11/17/2023		06:30	0-1	.000	0-0	.000	1-2	.500	0	0	0	0.3	0	0	1	0	1	1	3.0
vs Oklahoma	11/23/2023		15:22	2-4	.500	2-3	.667	0-0	.000	0	2	2	0.6	1	2	0	0	1	6	3.6
vs Seton Hall	11/24/2023		08:49	0-3	.000	0-2	.000	0-0	.000	0	1	1	0.7	1	1	1	0	1	0	3.0
North Florida	11/29/2023		10:34	0-2	.000	0-0	.000	0-0	.000	0	1	1	0.7	0	2	0	0	0	0	2.6
at Purdue	12/04/2023		14:08	3-7	.429	1-1	1.000	0-0	.000	0	0	0	0.6	0	1	0	0	1	7	3.1
at Iowa St.	12/07/2023		22:37	1-6	.167	1-4	.250	2-2	1.000	0	2	2	0.8	4	3	3	0	2	5	3.3
Michigan	12/10/2023		12:29	3-4	.750	0-1	.000	0-0	.000	0	0	0	0.7	0	0	1	0	1	6	3.6
vs Florida A&M	12/16/2023		15:23	4-6	.667	2-4	.500	0-0	.000	0	2	2	0.8	2	2	1	1	1	10	4.2
UMBC	12/20/2023		29:24	4-10	.400	0-3	.000	2-2	1.000	0	1	1	0.8	1	12	1	0	4	10	4.7
NIU	12/29/2023		12:57	0-4	.000	0-3	.000	1-2	.500	0	0	0	0.8	0	3	1	0	2	1	4.4
at Wisconsin	01/02/2024		11:22	1-3	.333	1-1	1.000	0-0	.000	0	0	0	0.7	3	3	2	0	0	3	4.3
Rutgers	01/06/2024		09:24	0-3	.000	0-1	.000	0-0	.000	0	0	0	0.7	2	2	1	0	1	0	4.0
Nebraska	01/12/2024		10:38	1-4	.250	0-1	.000	0-1	.000	0	0	0	0.6	0	2	0	0	0	2	3.9
at Minnesota	01/15/2024		15:05	1-3	.333	0-0	.000	2-2	1.000	0	2	2	0.7	3	4	1	0	1	4	3.9
Purdue	01/20/2024		04:16	0-1	.000	0-0	.000	0-0	.000	0	0	0	0.7	0	1	0	0	0	0	3.7
Maryland	01/24/2024		15:03	1-5	.200	0-2	.000	0-0	.000	0	0	0	0.6	2	2	1	0	1	2	3.6
at Michigan	01/27/2024		05:38	0-1	.000	0-0	.000	0-0	.000	0	1	1	0.7	0	2	0	0	1	0	3.4
at Indiana	01/30/2024		11:26	1-3	.333	0-1	.000	2-2	1.000	0	1	1	0.7	1	2	0	0	1	4	3.4
Ohio St.	02/02/2024		02:38	0-1	.000	0-0	.000	0-0	.000	0	0	0	0.6	0	2	0	0	0	0	3.3
at Penn St.	02/08/2024		03:10	1-2	.500	0-0	.000	2-2	1.000	0	0	0	0.6	1	1	0	0	2	4	3.3
Minnesota	02/11/2024		01:10	0-0	.000	0-0	.000	0-0	.000	0	0	0	0.6	0	0	0	0	0	0	3.2
at Maryland	02/14/2024		03:46	2-2	1.000	0-0	.000	0-0	.000	0	0	0	0.6	1	0	1	0	1	4	3.2
Wisconsin	02/17/2024		08:51	2-4	.500	1-3	.333	1-2	.500	0	1	1	0.6	1	2	0	0	0	6	3.3
at Michigan St.	02/20/2024		02:30	0-0	.000	0-0	.000	0-0	.000	0	0	0	0.6	0	1	1	0	0	0	3.2
at Illinois	02/24/2024		06:54	1-2	.500	0-0	.000	0-0	.000	0	0	0	0.5	0	1	0	0	0	2	3.1
Penn St.	02/27/2024		16:57	1-4	.250	1-1	1.000	0-0	.000	0	1	1	0.6	1	4	1	0	0	3	3.1
at Northwestern	03/02/2024		06:20	1-4	.250	0-2	.000	0-0	.000	0	1	1	0.6	0	0	0	0	0	2	3.1
Illinois	03/10/2024		14:03	2-7	.286	1-1	1.000	1-2	.500	0	1	1	0.6	0	6	0	0	2	6	3.2
vs Ohio St.	03/14/2024		17:08	1-3	.333	1-1	1.000	2-2	1.000	0	1	1	0.6	2	5	1	0	1	5	3.3
Totals		0	348:10	37-111	.333	13-38	.342	17-22	.773	1	18	19	0.6	28	83	24	1	27	104	3.3

CAREER STATISTICS

YEAR	G/GS	FG-A	PCT	3-PT	PCT	FT-A	PCT	REB	AVG	PF-FO	AST	TO	BLK	STL	PTS	AVG
Fresh.	32/0	37-111	.333	13-38	.342	17-22	.773	19	0.6	28-0	83	24	1	27	104	3.3



#1 SPENCER HUTCHISON
G • 6-4 • 202 • RS Fr.
Dallas, Texas
The Episcopal School of Dallas

SEASON HIGHS

Points.....	--
FGM.....	--
FGA.....	2 vs. Northern Illinois, 12/29/23
3-PT FGM.....	--
3-PT FGA.....	2 vs. Northern Illinois, 12/29/23
FTM.....	--
FTA.....	--
REB.....	1, 3X, last vs. Northern Illinois, 12/29/23
AST.....	1 vs. North Dakota, 11/7/23
STL.....	--
BLK.....	--
MIN.....	4 vs. Florida A&M, 12/16/23

CAREER HIGHS

Points.....	--
FGM.....	--
FGA.....	2 vs. Northern Illinois, 12/29/23
3-PT FGM.....	--
3-PT FGA.....	2 vs. Northern Illinois, 12/29/23
FTM.....	--
FTA.....	--
REB.....	1, 3X, last vs. Northern Illinois, 12/29/23
AST.....	1 vs. North Dakota, 11/7/23
STL.....	--
BLK.....	--
MIN.....	4 vs. Florida A&M, 12/16/23

Opponent	Date	GS	MIN	Total		3-Pointers		Free throws		Rebounds				PF	A	TO	BLK	STL	PTS	AVG
				FG-FGA	PCT	3FG-3FGA	PCT	FT-FTA	PCT	OFF	DEF	TOT	AVG							
North Dakota	11/07/2023		01:57	0-0	.000	0-0	.000	0-0	.000	0	1	1	1.0	0	1	0	0	0	0	0.0
vs Florida A&M	12/16/2023		03:42	0-1	.000	0-1	.000	0-0	.000	0	1	1	1.0	1	0	0	0	0	0	0.0
NIU	12/29/2023		03:00	0-2	.000	0-2	.000	0-0	.000	1	0	1	1.0	1	0	0	0	0	0	0.0
Totals		0	08:39	0-3	.000	0-3	.000	0-0	.000	1	2	3	1.0	2	1	0	0	0	0	0.0

CAREER STATISTICS

YEAR	G/GS	FG-A	PCT	3-PT	PCT	FT-A	PCT	REB	AVG	PF-FO	AST	TO	BLK	STL	PTS	AVG
RS Fresh.	3/0	0-3	.000	0-3	.000	0-0	.000	3	1.0	2-0	1	0	0	0	0	0.0

2023-24 IOWA MEN'S BASKETBALL



#14 CARTER KINGSBURY
G • 6-4 • 225 • RS So.
Ponca, Neb.
Brewster Academy
(N.H.)

Opponent	Date	GS	MIN	Total		3-Pointers		Free throws		Rebounds				PF	A	TO	BLK	STL	PTS	AVG
				FG-FGA	PCT	3FG-3FGA	PCT	FT-FTA	PCT	OFF	DEF	TOT	AVG							
North Dakota	11/07/2023		01:57	1-1	1.000	1-1	1.000	0-0	.000	0	2	2	2.0	0	0	0	0	0	3	3.0
Alabama St.	11/10/2023		02:45	1-1	1.000	0-0	.000	0-0	.000	1	0	1	1.5	0	0	0	0	0	2	2.5
North Florida	11/29/2023		00:52	0-0	.000	0-0	.000	0-0	.000	0	1	1	1.3	0	0	0	0	0	0	1.7
vs Florida A&M	12/16/2023		06:36	0-1	.000	0-0	.000	0-0	.000	0	2	2	1.5	0	1	1	0	0	0	1.3
NIU	12/29/2023		03:51	0-2	.000	0-1	.000	0-0	.000	0	1	1	1.4	0	0	0	0	0	0	1.0
Totals		0	16:01	2-5	.400	1-2	.500	0-0	.000	1	6	7	1.4	0	1	1	0	0	5	1.0

SEASON HIGHS

Points.....3 vs. North Dakota, 11/7/23
FGM.....1, 2X, last vs. Alabama State, 11/10/23
FGA.....2 vs. Northern Illinois, 12/29/23
3-PT FGM.....1 vs. North Dakota, 11/7/23
3-PT FGA.....1, 2X, last vs. Northern Illinois, 12/29/23
FTM.....--
FTA.....--
REB.....2, 2X, last vs. Florida A&M, 12/16/23
AST.....1 vs. Florida A&M, 12/16/23
STL.....--
BLK.....--
MIN.....7 vs. Florida A&M, 12/16/23

CAREER HIGHS

Points.....4 vs. North Carolina A&T, 11/11/22
FGM.....1, 4X, last vs. Alabama State, 11/10/23
FGA.....3 vs. North Carolina A&T, 11/11/22
3-PT FGM.....1, 3X, last vs. North Dakota, 11/7/23
3-PT FGA.....1, 4X, last vs. Northern Illinois, 12/29/23
FTM.....1 vs. North Carolina A&T, 11/11/22
FTA.....2 vs. North Carolina A&T, 11/11/22
REB.....2, 4X, last vs. Florida A&M, 12/16/23
AST.....1, 5X, last vs. Florida A&M, 12/16/23
STL.....1 vs. Omaha, 11/21/22
BLK.....--
MIN.....10 vs. Wisconsin (12/11/22)

CAREER STATISTICS

YEAR	G/GS	FG-A	PCT	3-PT	PCT	FT-A	PCT	REB	AVG	PF-FO	AST	TO	BLK	STL	PTS	AVG
Fresh.	8/0	2-5	.400	2-2	1.000	1-2	.500	6	0.8	0-0	4	1	0	1	7	0.9
Soph.	5/0	2-5	.400	1-2	.500	0-0	.000	7	1.4	0-0	1	1	0	0	5	1.0
TOTALS	13/0	4-10	.400	3-4	.750	1-2	.500	13	1.0	0-0	5	2	0	1	12	0.9



#23 BEN KRIKKE
F • 6-9 • 245 • Graduate
Edmonton, Alberta, Canada
Jasper Place High School
Valparaiso

Opponent	Date	GS	MIN	Total		3-Pointers		Free throws		Rebounds				PF	A	TO	BLK	STL	PTS	AVG
				FG-FGA	PCT	3FG-3FGA	PCT	FT-FTA	PCT	OFF	DEF	TOT	AVG							
North Dakota	11/07/2023	*	23:02	8-13	.615	1-1	1.000	1-1	1.000	4	2	6	6.0	2	1	0	0	1	18	18.0
Alabama St.	11/10/2023	*	22:18	5-10	.500	0-0	.000	3-8	.375	3	3	6	6.0	3	2	0	0	2	13	15.5
at Creighton	11/14/2023	*	30:46	11-18	.611	0-0	.000	2-2	1.000	4	1	5	5.7	2	1	3	0	1	24	18.3
Arkansas St.	11/17/2023	*	33:05	10-14	.714	0-1	.000	5-8	.625	1	8	9	6.5	3	2	3	3	4	25	20.0
vs Oklahoma	11/23/2023	*	28:24	4-9	.444	0-0	.000	3-3	1.000	1	2	3	5.8	3	1	1	0	0	11	18.2
vs Seton Hall	11/24/2023	*	31:48	8-10	.800	0-0	.000	3-4	.750	0	1	1	5.0	3	5	1	0	0	19	18.3
North Florida	11/29/2023	*	29:39	5-9	.556	0-0	.000	11-11	1.000	1	1	2	4.6	3	0	2	0	1	21	18.7
at Purdue	12/04/2023	*	30:47	7-13	.538	0-1	.000	2-4	.500	3	4	7	4.9	4	1	3	0	1	16	18.4
at Iowa St.	12/07/2023	*	27:47	4-8	.500	0-1	.000	0-0	.000	1	2	3	4.7	1	0	1	0	0	8	17.2
Michigan	12/10/2023	*	35:05	8-15	.533	0-1	.000	8-11	.727	2	6	8	5.0	2	1	0	0	0	24	17.9
vs Florida A&M	12/16/2023	*	19:45	2-5	.400	0-0	.000	1-2	.500	0	4	4	4.9	1	0	1	0	1	5	16.7
UMBC	12/20/2023	*	31:04	7-11	.636	0-0	.000	3-4	.750	4	8	12	5.5	0	3	0	0	1	17	16.8
NIU	12/29/2023	*	27:31	9-12	.750	1-1	1.000	1-1	1.000	1	6	7	5.6	2	3	0	1	2	20	17.0
at Wisconsin	01/02/2024	*	20:26	3-4	.750	1-1	1.000	3-5	.600	0	1	1	5.3	4	2	2	0	0	10	16.5
Rutgers	01/06/2024	*	35:35	6-15	.400	0-2	.000	7-9	.778	3	7	10	5.6	2	3	2	0	1	19	16.7
Nebraska	01/12/2024	*	22:10	5-7	.714	2-2	1.000	0-0	.000	2	1	3	5.4	4	2	0	0	0	12	16.4
at Minnesota	01/15/2024	*	36:54	11-17	.647	0-0	.000	3-3	1.000	1	4	5	5.4	2	3	2	0	1	25	16.9
Purdue	01/20/2024	*	36:04	4-9	.444	0-1	.000	2-4	.500	0	2	2	5.2	3	0	2	0	1	10	16.5
Maryland	01/24/2024	*	34:12	3-11	.273	0-1	.000	3-4	.750	2	2	4	5.2	1	1	2	0	0	9	16.1
at Michigan	01/27/2024	*	27:15	2-8	.250	0-1	.000	3-3	1.000	1	3	4	5.1	4	2	2	0	0	7	15.7
at Indiana	01/30/2024	*	26:19	1-9	.111	0-0	.000	0-0	.000	3	0	3	5.0	2	1	0	0	0	2	15.0
Ohio St.	02/02/2024	*	32:58	4-9	.444	0-0	.000	0-0	.000	1	1	2	4.9	1	3	0	1	1	8	14.7
at Penn St.	02/08/2024	*	38:35	10-18	.556	0-0	.000	2-3	.667	3	2	5	4.9	4	0	4	0	1	22	15.0
Minnesota	02/11/2024	*	17:27	3-5	.600	0-0	.000	0-0	.000	0	2	2	4.8	2	0	1	0	0	6	14.6
at Maryland	02/14/2024	*	33:13	5-8	.625	0-0	.000	1-1	1.000	0	1	1	4.6	4	2	0	0	2	11	14.5
Wisconsin	02/17/2024	*	27:11	1-5	.200	0-0	.000	2-2	1.000	0	5	5	4.6	4	0	1	0	0	4	14.1
at Michigan St.	02/20/2024	*	38:16	7-11	.636	0-1	.000	4-5	.800	4	10	14	5.0	0	2	0	0	1	18	14.2
at Illinois	02/24/2024	*	30:01	7-9	.778	0-0	.000	1-1	1.000	3	2	5	5.0	5	1	2	0	1	15	14.3
Penn St.	02/27/2024	*	22:39	1-5	.200	0-0	.000	5-6	.833	1	1	2	4.9	2	0	1	0	1	7	14.0
at Northwestern	03/02/2024	*	29:36	5-6	.833	0-0	.000	2-2	1.000	0	3	3	4.8	0	1	0	2	2	12	13.9
Illinois	03/10/2024	*	14:31	0-2	.000	0-0	.000	2-2	1.000	0	1	1	4.7	2	0	0	1	1	2	13.5
vs Ohio St.	03/14/2024	*	23:00	5-9	.556	0-0	.000	3-5	.600	2	0	2	4.6	2	0	0	0	0	13	13.5
Totals		32	917:21	171-314	.545	5-15	.333	86-114	.754	51	96	147	4.6	77	43	36	8	27	433	13.5

CAREER STATISTICS

YEAR	G/GS	FG-A	PCT	3-PT	PCT	FT-A	PCT	REB	AVG	PF-FO	AST	TO	BLK	STL	PTS	AVG
Fresh.	33/1	82-149	.550	14-41	.342	42-53	.793	95	2.9	47-0	22	27	15	15	220	6.7
Soph.	28/28	140-270	.519	8-30	.267	55-69	.797	118	4.2	65-1	27	35	23	16	343	12.3
Junior	29/29	166-308	.539	4-27	.148	75-89	.843	130	4.5	70-1	45	44	23	23	411	14.2
Senior	32/32	244-442	.552	17-61	.279	117-147	.796	189	5.9	74-4	67	71	28	17	622	19.4
Grad.	32/32	171-314	.545	5-15	.333	86-114	.754	147	4.6	77-1	43	36	8	27	433	13.5
TOTALS	154/122	803-1483	.541	48-174	.276	375-472	.794	679	4.4	333-7	204	213	97	98	2029	13.2



2023-24 IOWA MEN'S BASKETBALL



#25 **LUC LAKETA**
G • 6-5 • 185 • Jr.
Concord, Michigan
Hanover Horton High School
Winchendon (Mass.)

Opponent	Date	GS	MIN	Total		3-Pointers		Free throws		Rebounds				PF	A	TO	BLK	STL	PTS	AVG
				FG-FGA	PCT	3FG-3FGA	PCT	FT-FTA	PCT	OFF	DEF	TOT	AVG							
North Dakota	11/07/2023		01:57	0-0	.000	0-0	.000	0-0	.000	0	0	0	0.0	1	1	0	0	0	0	0.0
Alabama St.	11/10/2023		01:43	0-0	.000	0-0	.000	0-0	.000	0	0	0	0.0	0	0	0	0	0	0	0.0
vs Florida A&M	12/16/2023		04:52	1-1	1.000	1-1	1.000	1-4	.250	0	0	0	0.0	0	0	0	0	0	4	1.3
NIU	12/29/2023		03:00	0-0	.000	0-0	.000	0-0	.000	0	0	0	0.0	1	0	1	0	0	0	1.0
Totals		0	11:32	1-1	1.000	1-1	1.000	1-4	.250	0	0	0	0.0	2	1	1	0	0	4	1.0

SEASON HIGHS

Points4 vs. Florida A&M, 12/16/23
FGM1 vs. Florida A&M, 12/16/23
FGA1 vs. Florida A&M, 12/16/23
3-PT FGM1 vs. Florida A&M, 12/16/23
3-PT FGA1 vs. Florida A&M, 12/16/23
FTM1 vs. Florida A&M, 12/16/23
FTA4 vs. Florida A&M, 12/16/23
REB--
AST1 vs. North Dakota, 11/7/23
STL--
BLK--
MIN5 vs. Florida A&M, 12/16/23

CAREER HIGHS

Points4 vs. Florida A&M, 12/16/23
FGM1, 5X, last vs. SFlorida A&M, 12/16/23
FGA1, 10X, last vs. Florida A&M, 12/16/23
3-PT FGM1, 5X, last vs. Florida A&M, 12/16/23
3-PT FGA1, 9X, last vs. Florida A&M, 12/16/23
FTM1, 2X, last vs. Florida A&M, 12/16/23
FTA4 vs. Florida A&M, 12/16/23
REB2 vs. SE Missouri St., 12/17/22
AST1, 2X, last vs. North Dakota, 11/7/23
STL1, 2X, last vs. Michigan State, 2/22/22
BLK--
MIN6 vs. Western Michigan, 11/22/21

CAREER STATISTICS

YEAR	G/GS	FG-A	PCT	3-PT	PCT	FT-A	PCT	REB	AVG	PF-FO	AST	TO	BLK	STL	PTS	AVG
Fresh.	12/0	3-6	.500	3-5	.600	0-0	.000	2	0.2	1-0	1	3	0	2	9	0.8
Soph.	4/0	1-3	.333	1-3	.333	1-2	.500	4	1.0	2-0	0	0	0	0	4	1.0
Junior	4/0	1-1	1.000	1-1	1.000	1-4	.250	0	0.0	2-0	1	1	0	0	4	1.0
TOTALS	20/0	5-10	.500	5-9	.556	2-6	.333	6	0.3	5-0	2	4	0	2	17	0.9



#22 **PATRICK McCAFFERY**
F • 6-9 • 212 • RS Sr.
Iowa City, Iowa
Iowa City West
High School


Opponent	Date	GS	MIN	Total		3-Pointers		Free throws		Rebounds				PF	A	TO	BLK	STL	PTS	AVG
				FG-FGA	PCT	3FG-3FGA	PCT	FT-FTA	PCT	OFF	DEF	TOT	AVG							
North Dakota	11/07/2023	*	22:45	2-4	.500	1-3	.333	6-7	.857	0	5	5	5.0	1	2	1	1	1	11	11.0
Alabama St.	11/10/2023	*	26:12	7-12	.583	2-5	.400	6-6	1.000	0	3	3	4.0	0	1	0	0	0	22	16.5
at Creighton	11/14/2023	*	29:51	5-8	.625	0-1	.000	3-5	.600	0	2	2	3.3	2	3	0	2	2	13	15.3
Arkansas St.	11/17/2023	*	30:29	3-8	.375	1-3	.333	3-5	.600	1	3	4	3.5	0	2	0	0	0	10	14.0
vs Oklahoma	11/23/2023	*	23:30	1-7	.143	0-3	.000	0-0	.000	0	3	3	3.4	0	0	1	0	0	2	11.6
vs Seton Hall	11/24/2023	*	27:19	4-7	.571	1-2	.500	1-1	1.000	0	6	6	3.8	0	2	1	0	0	10	11.3
North Florida	11/29/2023	*	28:58	7-13	.538	2-2	1.000	0-0	.000	0	5	5	4.0	0	1	3	0	1	16	12.0
at Purdue	12/04/2023	*	28:30	1-5	.200	0-2	.000	6-8	.750	0	5	5	4.1	0	2	1	0	1	8	11.5
at Iowa St.	12/07/2023	*	16:50	0-3	.000	0-2	.000	0-0	.000	0	1	1	3.8	0	0	0	0	0	0	10.2
Michigan	12/10/2023	*	24:49	4-12	.333	2-5	.400	0-0	.000	0	2	2	3.6	0	0	0	1	0	10	10.2
vs Florida A&M	12/16/2023	*	21:13	2-6	.333	1-4	.250	1-3	.333	0	4	4	3.6	0	3	1	1	2	6	9.8
UMBC	12/20/2023	*	30:34	6-11	.545	1-4	.250	1-1	1.000	0	2	2	3.5	0	2	1	0	0	14	10.2
NIU	12/29/2023	*	20:10	4-10	.400	1-3	.333	0-0	.000	1	1	2	3.4	0	1	0	0	0	9	10.1
at Wisconsin	01/02/2024	*	26:25	2-9	.222	0-4	.000	1-1	1.000	0	3	3	3.4	2	4	3	0	1	5	9.7
Nebraska	01/12/2024	*	24:49	4-7	.571	1-4	.250	3-4	.750	1	4	5	3.5	1	2	2	0	1	12	9.9
Maryland	01/24/2024		09:31	2-4	.500	0-1	.000	0-0	.000	0	2	2	3.4	1	0	2	0	0	4	9.5
at Michigan	01/27/2024		20:39	1-5	.200	0-1	.000	2-2	1.000	0	1	1	3.2	2	1	1	0	1	4	9.2
at Indiana	01/30/2024		18:34	0-3	.000	0-1	.000	0-0	.000	0	3	3	3.2	1	0	0	0	0	0	8.7
Ohio St.	02/02/2024		15:13	1-3	.333	0-1	.000	8-8	1.000	0	2	2	3.2	3	0	1	1	0	10	8.7
at Penn St.	02/08/2024		21:48	5-7	.714	0-1	.000	1-1	1.000	0	2	2	3.1	2	2	2	0	1	11	8.9
Minnesota	02/11/2024		25:17	7-12	.583	2-5	.400	5-5	1.000	1	1	2	3.0	1	2	0	0	0	21	9.4
at Maryland	02/14/2024		18:30	3-9	.333	1-2	.500	0-0	.000	0	1	1	3.0	0	1	1	0	0	7	9.3
Wisconsin	02/17/2024		20:39	1-4	.250	1-2	.500	0-0	.000	0	1	1	2.9	1	0	0	0	0	3	9.0
at Michigan St.	02/20/2024		27:14	5-8	.625	0-1	.000	4-5	.800	0	4	4	2.9	0	2	0	0	0	14	9.3
at Illinois	02/24/2024		21:01	1-5	.200	0-1	.000	2-2	1.000	0	1	1	2.8	2	1	2	1	1	4	9.0
Penn St.	02/27/2024		20:53	1-6	.167	1-2	.500	2-2	1.000	0	2	2	2.8	1	0	0	0	0	5	8.9
at Northwestern	03/02/2024		19:43	2-2	1.000	1-1	1.000	0-2	.000	1	1	2	2.8	1	0	0	0	0	5	8.7
Illinois	03/10/2024		23:10	1-4	.250	1-3	.333	2-2	1.000	0	2	2	2.8	1	1	2	0	0	5	8.6
vs Ohio St.	03/14/2024		23:35	3-6	.500	1-2	.500	0-2	.000	0	2	2	2.7	4	2	0	2	0	7	8.6
Totals		15	668:11	85-200	.425	21-71	.296	57-72	.792	5	74	79	2.7	26	37	25	9	12	248	8.6

CAREER STATISTICS

YEAR	G/GS	FG-A	PCT	3-PT	PCT	FT-A	PCT	REB	AVG	PF-FO	AST	TO	BLK	STL	PTS	AVG
Fresh.	2/0	3-10	.300	0-4	.000	0-0	.000	5	2.5	2-0	1	0	0	1	6	3.0
RS-Fresh.	31/0	60-137	.438	13-43	.302	29-41	.707	83	2.7	20-0	28	13	12	11	162	5.2
Soph.	32/32	124-294	.422	33-100	.330	55-77	.714	114	3.6	23-0	50	21	15	19	336	10.5
Junior	27/14	88-215	.409	35-102	.343	54-70	.771	94	3.5	23-0	28	28	10	22	265	9.8
Senior	29/15	85-200	.425	21-71	.296	57-72	.792	79	2.7	26-0	37	25	9	12	248	8.6
TOTALS	121/61	360-856	.421	102-320	.319	195-260	.750	375	3.1	94-0	144	87	46	65	1017	8.4



2023-24 IOWA MEN'S BASKETBALL



#44 RILEY MULVEY
F • 6-11 • 245 • Jr.
Rotterdam, New York
St. Thomas More
High School

SEASON HIGHS

Points
FGM
FGA
3-PT FGM
3-PT FGA
FTM
FTA
REB
AST
STL
BLK
MIN

CAREER HIGHS

Points8 vs. Western Michigan, 11/22/21
FGM3 vs. Western Michigan, 11/22/21
FGA5, 2X, last vs. North Carolina A&T, 11/11/22
3-PT FGM
3-PT FGA1, 3X, last vs. North Carolina A&T, 11/11/22
FTM2, 2X, last vs. Western Michigan, 11/22/21
FTA2, 2X, last vs. Western Michigan, 11/22/21
REB5 vs. Alabama State, 11/18/21
AST1, 3X, last vs. Omaha, 11/21/22
STL1 vs. Michigan, 1/12/23
BLK3 vs. Northwestern, 3/10/22
MIN13, 2X, last vs. Michigan, 1/12/23

CAREER STATISTICS

YEAR	G/GS	FG-A	PCT	3-PT	PCT	FT-A	PCT	REB	AVG	PF-FO	AST	TO	BLK	STL	PTS	AVG
Fresh.	17/0	6-12	.500	0-2	.000	4-4	1.000	15	0.9	12-0	2	4	5	0	16	0.9
Soph.	12/0	5-10	.500	0-1	.000	1-2	.500	11	0.9	2-0	2	1	5	1	11	0.9
Junior	-	-	-	-	-	-	-	-	-	-	-	-	-	-	-	-
TOTALS	29/0	11-22	.500	0-3	.000	5-6	.833	26	0.9	14-0	4	5	10	1	27	0.9



#11 TONY PERKINS
G • 6-4 • 205 • Sr.
Indianapolis, Ind.
Lawrence North
High School

SEASON HIGHS

Points25 at Wisconsin, 1/2/24
FGM10 vs. Purdue, 1/20/24
FGA19 vs. Purdue, 1/20/24
3-PT FGM2, 5X, last at Michigan, 1/27/24
3-PT FGA8 vs. Nebraska, 1/12/24
FTM11 vs. Maryland, 1/24/24
FTA13 vs. Minnesota, 2/11/24
REB8, 2X, last at Illinois, 2/24/24
AST15 vs. Nebraska, 1/12/24
STL4, 3X, last vs. Rutgers, 1/6/24
BLK2, 3X, last vs. Minnesota, 2/11/24
MIN38, 2X, last at Michigan State, 2/20/24

CAREER HIGHS

Points32 vs. Illinois, 2/4/23
FGM11 vs. Ohio State, 2/16/23
FGA19 vs. Purdue, 1/20/24
3-PT FGM4 vs. Michigan State, 2/25/23
3-PT FGA8 vs. Nebraska, 1/12/24
FTM15 vs. Illinois, 2/4/23
FTA16 vs. Illinois, 2/4/23
REB12 at Illinois, 3/6/22
AST15 vs. Nebraska, 1/12/24
STL5 vs. Northwestern, 2/28/22
BLK2, 6X, last vs. Minnesota, 2/11/24
MIN44 vs. Wisconsin, 12/11/22

Opponent	Date	GS	MIN	Total		3-Pointers		Free throws		Rebounds				PF	A	TO	BLK	STL	PTS	AVG	
				FG-FA	PCT	3FG-3FGA	PCT	FT-FTA	PCT	OFF	DEF	TOT	AVG								
North Dakota	11/07/2023	*	24:56	3-11	.273	1-2	.500	3-4	.750	0	6	6	6.0	1	2	0	0	2	10	10.0	
Alabama St.	11/10/2023	*	25:52	4-8	.500	0-2	.000	4-5	.800	2	3	5	5.5	1	3	2	1	0	12	11.0	
at Creighton	11/14/2023	*	31:58	6-12	.500	2-3	.667	2-3	.667	1	5	6	5.7	3	3	1	1	3	16	12.7	
Arkansas St.	11/17/2023	*	31:56	4-13	.308	0-2	.000	3-4	.750	2	4	6	5.8	3	2	1	2	2	11	12.3	
vs Oklahoma	11/23/2023	*	21:42	1-10	.100	0-4	.000	4-6	.667	4	2	6	5.8	1	2	2	0	0	6	11.0	
vs Seton Hall	11/24/2023	*	31:11	4-7	.571	1-2	.500	5-7	.714	0	5	5	5.7	1	5	2	1	1	14	11.5	
North Florida	11/29/2023	*	30:20	8-10	.800	2-3	.667	3-4	.750	0	2	2	5.1	1	2	1	0	1	21	12.9	
at Purdue	12/04/2023	*	30:00	5-14	.357	0-1	.000	2-3	.667	3	3	6	5.3	1	1	1	0	0	12	12.8	
at Iowa St.	12/07/2023	*	22:14	2-7	.286	1-2	.500	1-2	.500	0	1	1	4.8	3	2	3	0	1	6	12.0	
Michigan	12/10/2023	*	30:53	5-11	.455	1-3	.333	8-8	1.000	1	2	3	4.6	1	4	2	0	4	19	12.7	
vs Florida A&M	12/16/2023	*	20:47	4-5	.800	1-2	.500	3-4	.750	1	4	5	4.6	1	7	1	1	0	12	12.6	
UMBC	12/20/2023	*	30:49	9-18	.500	0-3	.000	5-5	1.000	3	3	6	4.8	1	7	0	0	4	23	13.5	
NIU	12/29/2023	*	24:03	5-13	.385	0-0	.000	0-0	.000	1	1	2	4.5	3	8	2	0	3	10	13.2	
at Wisconsin	01/02/2024	*	31:33	8-14	.571	2-2	1.000	7-9	.778	1	3	4	4.5	3	2	2	0	3	25	14.1	
Rutgers	01/06/2024	*	29:52	6-13	.462	1-1	1.000	2-2	1.000	0	2	2	4.3	0	2	3	1	4	15	14.1	
Nebraska	01/12/2024	*	37:17	3-12	.250	2-8	.250	3-3	1.000	1	1	2	4.2	3	15	2	0	1	11	13.9	
at Minnesota	01/15/2024	*	26:03	6-9	.667	0-2	.000	1-3	.333	3	0	3	4.1	1	5	1	1	0	13	13.9	
Purdue	01/20/2024	*	36:28	10-19	.526	0-3	.000	4-6	.667	2	3	5	4.2	2	4	0	1	1	24	14.4	
Maryland	01/24/2024	*	32:18	4-9	.444	1-2	.500	11-11	1.000	2	1	3	4.1	2	2	2	0	3	20	14.7	
at Michigan	01/27/2024	*	37:41	9-12	.750	2-4	.500	4-4	1.000	0	1	1	4.0	2	5	2	0	3	24	15.2	
at Indiana	01/30/2024	*	36:35	9-18	.500	0-2	.000	4-6	.667	0	4	4	4.0	1	3	2	2	3	22	15.5	
Ohio St.	02/02/2024	*	32:38	6-12	.500	0-1	.000	8-9	.889	1	6	7	4.1	1	4	0	0	1	20	15.7	
at Penn St.	02/08/2024	*	31:23	5-8	.625	1-2	.500	0-0	.000	3	1	4	4.1	3	8	5	0	1	11	15.5	
Minnesota	02/11/2024	*	36:30	4-7	.571	0-0	.000	10-13	.769	0	6	6	4.2	2	4	2	2	3	18	15.6	
at Maryland	02/14/2024	*	31:16	3-13	.231	0-3	.000	3-4	.750	2	6	8	4.3	5	3	3	1	1	9	15.4	
Wisconsin	02/17/2024	*	36:09	6-16	.375	0-2	.000	6-8	.750	2	2	4	4.3	2	3	4	0	1	18	15.5	
at Michigan St.	02/20/2024	*	37:30	3-9	.333	0-1	.000	2-4	.500	1	4	5	4.3	2	5	0	0	0	8	15.2	
at Illinois	02/24/2024	*	33:06	5-14	.357	1-3	.333	7-8	.875	1	7	8	4.5	3	4	3	0	2	18	15.3	
Penn St.	02/27/2024	*	27:33	3-4	.750	0-1	.000	4-4	1.000	0	5	5	4.5	3	5	4	1	2	10	15.1	
at Northwestern	03/02/2024	*	36:54	4-14	.286	1-3	.333	1-1	1.000	1	3	4	4.5	1	14	2	0	1	10	14.9	
Illinois	03/10/2024	*	27:09	1-10	.100	0-0	.000	0-2	.000	0	4	4	4.5	3	4	1	0	1	2	14.5	
vs Ohio St.	03/14/2024	*	32:24	3-8	.375	1-1	1.000	6-8	.750	0	4	4	4.4	4	7	6	0	0	13	14.5	
Totals			32	987:00	158-360	.439	21-70	.300	126-168	.788	38	104	142	4.4	64	147	62	15	52	463	14.5

CAREER STATISTICS

YEAR	G/GS	FG-A	PCT	3-PT	PCT	FT-A	PCT	REB	AVG	PF-FO	AST	TO	BLK	STL	PTS	AVG
Fresh.	24/0	15-33	.455	1-3	.333	7-15	.467	31	1.3	21-0	16	3	1	5	38	1.6
Soph.	36/15	99-222	.446	17-53	.321	52-65	.800	88	2.4	62-1	59	33	3	32	267	7.4
Junior	32/32	143-325	.440	22-66	.333	87-114	.763	131	4.1	67-1	88	55	13	46	395	12.3
Senior	32/32	158-360	.439	21-70	.300	126-160	.788	142	4.4	64-1	147	62	15	52	463	14.5
TOTALS	124/79	415-940	.441	61-192	.318	272-354	.768	392	3.2	214-3	310	153	32	135	1163	9.4



2023-24 IOWA MEN'S BASKETBALL



#20 PAYTON SANDFORT

G • 6-7 • 215 • Jr.

Waukee, Iowa

Waukee High School

SEASON HIGHS

Points.....26, 3X, last vs. Penn State, 2/27/24
FGM.....10 at Michigan, 1/27/24
FGA.....17 vs. Minnesota, 2/11/24
3-PT FGM.....6 at Michigan, 1/27/24
3-PT FGA.....13 vs. Illinois, 3/10/24
FTM.....18 vs. Penn State, 2/27/24
FTA.....19 vs. Penn State, 2/27/24
REB.....12 vs. Alabama State, 11/10/23
AST.....10 vs. Penn State, 2/27/24
STL.....3 vs. Minnesota, 2/11/24
BLK.....3 vs. Penn State, 2/27/24
MIN.....37:34 at Maryland, 2/14/24

CAREER HIGHS

Points.....26, 3X, last at Indiana, 1/30/24
FGM.....10 at Michigan, 1/27/24
FGA.....17, 2X, last vs. Minnesota, 2/11/24
3-PT FGM.....6, 2X, last at Michigan, 1/27/24
3-PT FGA.....12, 3X, last at Indiana, 1/30/24
FTM.....18 vs. Penn State, 2/27/24
FTA.....19 vs. Penn State, 2/27/24
REB.....12 vs. Alabama State, 11/10/23
AST.....10 vs. Penn State, 2/27/24
STL.....3 vs. Minnesota, 2/11/24
BLK.....3 vs. Penn State, 2/27/24
MIN.....37:34 at Maryland, 2/14/24

Opponent	Date	GS	MIN	Total		3-Pointers		Free throws		Rebounds				PF	A	TO	BLK	STL	PTS	AVG	
				FG-FGA	PCT	3FG-3FGA	PCT	FT-FTA	PCT	OFF	DEF	TOT	AVG								
North Dakota	11/07/2023	*	20:24	7-13	.538	3-7	.429	4-4	1.000	2	7	9	9.0	3	2	2	0	2	21	21.0	
Alabama St.	11/10/2023	*	28:23	5-13	.385	4-10	.400	3-3	1.000	5	7	12	10.5	0	4	0	1	0	17	19.0	
at Creighton	11/14/2023	*	17:59	3-7	.429	2-6	.333	3-3	1.000	0	6	6	6.0	4	1	0	0	0	11	16.3	
Arkansas St.	11/17/2023	*	24:09	2-10	.200	0-4	.000	3-4	.750	5	3	8	8.8	3	4	1	0	0	7	14.0	
vs Oklahoma	11/23/2023	*	24:38	5-10	.500	0-5	.000	2-2	1.000	3	4	7	8.4	2	1	2	0	1	12	13.6	
vs Seton Hall	11/24/2023	*	33:54	7-14	.500	4-10	.400	4-4	1.000	0	9	9	9.5	1	3	1	0	0	22	15.0	
North Florida	11/29/2023	*	20:54	4-7	.571	2-4	.500	0-0	.000	0	8	8	8.4	2	2	1	0	1	10	14.3	
at Purdue	12/04/2023	*	30:20	3-10	.300	3-7	.429	0-0	.000	2	2	4	7.9	1	4	1	0	0	9	13.6	
at Iowa St.	12/07/2023	*	31:20	4-9	.444	4-9	.444	2-3	.667	1	5	6	7.7	3	3	2	0	2	14	13.7	
Michigan	12/10/2023	*	26:44	4-9	.444	2-5	.400	0-2	.000	0	3	3	7.2	3	3	3	0	1	10	13.3	
vs Florida A&M	12/16/2023	*	20:47	5-9	.556	2-5	.400	1-1	1.000	0	1	1	6.6	2	3	2	0	1	13	13.3	
UMBC	12/20/2023	*	26:10	7-12	.583	4-8	.500	0-0	.000	1	9	10	6.9	4	6	2	0	1	18	13.7	
NIU	12/29/2023	*	18:27	6-10	.600	2-5	.400	2-2	1.000	0	7	7	6.9	1	3	0	0	0	16	13.8	
at Wisconsin	01/02/2024	*	34:09	3-11	.273	3-7	.429	0-0	.000	2	3	5	6.8	2	0	2	0	0	9	13.5	
Rutgers	01/06/2024	*	31:42	8-12	.667	5-8	.625	3-3	1.000	2	6	8	6.9	3	3	2	1	1	24	14.2	
Nebraska	01/12/2024	*	35:22	6-15	.400	5-12	.417	2-2	1.000	1	9	10	7.1	1	5	1	0	0	19	14.5	
at Minnesota	01/15/2024	*	33:16	4-11	.364	1-6	.167	0-0	.000	0	4	4	6.9	2	2	2	0	1	9	14.2	
Purdue	01/20/2024	*	37:35	5-12	.417	3-10	.300	3-3	1.000	1	6	7	6.9	2	0	1	0	1	16	14.3	
Maryland	01/24/2024	*	29:37	3-9	.333	0-4	.000	0-0	.000	0	7	7	6.9	2	1	2	2	1	6	13.8	
at Michigan	01/27/2024	*	30:17	10-14	.714	6-8	.750	0-0	.000	1	5	6	6.9	2	3	0	0	0	26	14.5	
at Indiana	01/30/2024	*	36:35	7-16	.438	5-12	.417	7-7	1.000	1	7	8	6.9	3	1	1	0	1	26	15.0	
Ohio St.	02/02/2024	*	37:25	6-11	.545	2-6	.333	1-2	.500	0	3	3	6.7	3	2	2	2	2	15	15.0	
at Penn St.	02/08/2024	*	27:17	3-9	.333	2-7	.286	0-0	.000	0	3	3	6.6	1	0	2	0	0	8	14.7	
Minnesota	02/11/2024	*	36:24	7-17	.412	2-8	.250	5-5	1.000	3	5	8	6.6	1	4	2	0	3	21	15.0	
at Maryland	02/14/2024	*	37:34	7-16	.438	3-9	.333	2-3	.667	2	3	5	6.6	3	3	1	0	0	19	15.1	
Wisconsin	02/17/2024	*	33:46	5-10	.500	1-5	.200	7-7	1.000	0	3	3	6.4	4	2	0	2	1	18	15.2	
at Michigan St.	02/20/2024	*	38:27	7-15	.467	2-7	.286	6-7	.857	0	6	6	6.4	3	2	0	0	1	22	15.5	
at Illinois	02/24/2024	*	32:18	3-11	.273	0-2	.000	6-6	1.000	2	5	7	6.4	5	2	1	1	1	12	15.4	
Penn St.	02/27/2024	*	37:24	3-11	.273	2-7	.286	18-19	.947	0	10	10	6.6	2	10	3	3	1	26	15.7	
at Northwestern	03/02/2024	*	36:46	7-14	.500	4-8	.500	5-5	1.000	2	3	5	6.5	3	6	1	0	0	23	16.0	
Illinois	03/10/2024	*	33:07	9-19	.474	5-13	.385	0-0	.000	0	7	7	6.5	3	0	1	0	1	23	16.2	
vs Ohio St.	03/14/2024	*	31:43	5-13	.385	4-8	.500	5-6	.833	0	6	6	6.5	4	3	0	1	0	19	16.3	
Totals			32	974:53	170-379	.449	87-232	.375	94-103	.913	36	172	208	6.5	78	88	41	13	24	521	16.3

CAREER STATISTICS

YEAR	G/GS	FG-A	PCT	3-PT	PCT	FT-A	PCT	REB	AVG	PF-FO	AST	TO	BLK	STL	PTS	AVG
Fresh.	34/0	61-146	.418	34-93	.366	15-16	.938	65	1.9	29-0	22	16	4	5	171	5.0
Soph.	33/7	115-285	.404	59-172	.343	51-59	.864	134	4.1	62-0	48	22	7	19	340	10.3
Junior	32/32	170-379	.449	87-232	.375	94-103	.913	208	6.5	78-1	88	41	13	24	521	16.3
TOTALS	99/39	346-810	.427	180-497	.362	160-178	.899	407	4.1	169-1	158	79	24	48	1032	10.4



#24 PRYCE SANDFORT

F • 6-6 • 205 • Fr.

Waukee, Iowa

Waukee Northwest

High School

SEASON HIGHS

Points.....12 vs. Northern Illinois, 12/29/23
FGM.....3 vs. Northern Illinois, 12/29/23
FGA.....7 vs. North Dakota, 11/7/23
3-PT FGM.....3 vs. Northern Illinois, 12/29/23
3-PT FGA.....4 vs. Northern Illinois, 12/29/23
FTM.....3 vs. Northern Illinois, 12/29/23
FTA.....3 vs. Northern Illinois, 12/29/23
REB.....3, 4X, last vs. Northern Illinois, 12/29/23
AST.....2, 3X, last vs. Northern Illinois, 12/29/23
STL.....1, 4X, last at Indiana, 1/30/24
BLK.....1, 3X, last at Michigan State, 2/20/24
MIN.....18 vs. Northern Illinois, 12/29/23

CAREER HIGHS

Points.....12 vs. Northern Illinois, 12/29/23
FGM.....3 vs. Northern Illinois, 12/29/23
FGA.....7 vs. North Dakota, 11/7/23
3-PT FGM.....3 vs. Northern Illinois, 12/29/23
3-PT FGA.....4 vs. Northern Illinois, 12/29/23
FTM.....3 vs. Northern Illinois, 12/29/23
FTA.....3 vs. Northern Illinois, 12/29/23
REB.....3, 4X, last vs. Northern Illinois, 12/29/23
AST.....2, 3X, last vs. Northern Illinois, 12/29/23
STL.....1, 4X, last at Indiana, 1/30/24
BLK.....1, 3X, last at Michigan State, 2/20/24
MIN.....18 vs. Northern Illinois, 12/29/23

Opponent	Date	GS	MIN	Total		3-Pointers		Free throws		Rebounds				PF	A	TO	BLK	STL	PTS	AVG	
				FG-FGA	PCT	3FG-3FGA	PCT	FT-FTA	PCT	OFF	DEF	TOT	AVG								
North Dakota	11/07/2023		17:15	1-7	.143	1-3	.333	0-0	.000	0	3	3	3.0	2	0	0	1	0	3	3.0	
Alabama St.	11/10/2023		10:46	2-4	.500	1-3	.333	1-2	.500	0	2	2	2.5	2	2	0	0	0	6	4.5	
at Creighton	11/14/2023		10:09	1-3	.333	0-2	.000	0-0	.000	0	1	1	2.0	0	1	0	0	1	2	3.7	
Arkansas St.	11/17/2023		08:44	0-1	.000	0-1	.000	0-0	.000	0	0	0	1.5	1	0	0	0	0	0	2.8	
vs Oklahoma	11/23/2023		15:22	2-5	.400	1-4	.250	0-0	.000	0	3	3	1.8	1	1	0	0	0	5	3.2	
vs Seton Hall	11/24/2023		03:14	0-2	.000	0-1	.000	0-0	.000	0	0	0	1.5	0	0	0	0	0	0	2.7	
North Florida	11/29/2023		10:40	1-2	.500	0-1	.000	0-1	.000	1	2	3	1.7	0	1	0	0	1	2	2.6	
at Purdue	12/04/2023		06:03	2-3	.667	1-2	.500	0-0	.000	0	0	0	1.5	0	0	0	0	0	5	2.9	
at Iowa St.	12/07/2023		08:40	1-4	.250	1-3	.333	0-0	.000	0	1	1	1.4	0	0	2	0	0	3	2.9	
Michigan	12/10/2023		07:52	0-1	.000	0-0	.000	0-0	.000	0	1	1	1.4	0	1	0	1	0	0	2.6	
vs Florida A&M	12/16/2023		13:21	1-6	.167	1-5	.200	0-0	.000	0	2	2	1.5	0	2	0	0	0	3	2.6	
UMBC	12/20/2023		11:38	2-3	.667	1-2	.500	0-0	.000	0	0	0	1.3	1	0	0	0	0	5	2.8	
NIU	12/29/2023		17:35	3-5	.600	3-4	.750	3-3	1.000	0	3	3	1.5	0	2	0	0	1	12	3.5	
at Wisconsin	01/02/2024		06:26	0-2	.000	0-1	.000	0-0	.000	0	0	0	1.4	1	0	0	0	0	0	3.3	
Rutgers	01/06/2024		12:47	1-2	.500	0-1	.000	0-0	.000	0	2	2	1.4	0	0	0	0	0	2	3.2	
at Minnesota	01/15/2024		07:06	0-3	.000	0-0	.000	0-0	.000	1	0	1	1.4	0	0	0	0	0	0	3.0	
Purdue	01/20/2024		01:45	1-1	1.000	1-1	1.000	0-0	.000	0	0	0	1.3	0	0	0	0	0	3	3.0	
Maryland	01/24/2024		05:07	0-0	.000	0-0	.000	0-0	.000	0	0	0	1.2	0	0	0	0	0	0	2.8	
at Indiana	01/30/2024		03:47	0-0	.000	0-0	.000	0-0	.000	0	0	0	1.2	0	0	0	0	1	0	2.7	
Ohio St.	02/02/2024		04:44	0-0	.000	0-0	.000	0-0	.000	0	0	0	1.1	1	0	0	0	0	0	2.6	
at Penn St.	02/08/2024		08:17	2-3	.667	1-2	.500	0-0	.000	1	1	2	1.1	2	1	0	0	0	5	2.7	
Minnesota	02/11/2024		07:19	1-4	.250	1-2	.500	0-0	.000	0	2	2	1.2	0	0	0	0	0	3	2.7	
at Maryland	02/14/2024		06:46	1-2	.500	1-2	.500	0-0	.000	0	0	0	1.1	0	0	0	0	0	3	2.7	
Wisconsin	02/17/2024		13:28	0-0	.000	0-0	.000	0-0	.000	0	1	1	1.1	0	1	1	0	0	0	2.6	
at Michigan St.	02/20/2024		08:51	1-1	1.000	1-1	1.000	0-0	.000	0	0	0	1.1	1	0	1	0	1	0	3	2.6
at Illinois	02/24/2024		04:04	0-0	.000	0-0	.000	0-0	.000	0	0	0	1.0	1	0	0	0	0	0	2.5	
Penn St.	02/27/2024		05:46	1-1	1.000	1-1	1.000	0-0	.000	0	0	0	1.0	2	1	0	0	0	3	2.5	
at Northwestern	03/02/2024		03:14	0-1	.000	0-1	.000	0-0	.000	0	0	0	1.0	1	0	0	0	0	0	2.4	
Illinois	03/10/2024		12:13	0-0	.000	0-0	.000	0-0	.000	0	2	2	1.0	1	0	0	0	0	0	2.3	
vs Ohio St.	03/14/2024		04:17	0-1	.000	0-1	.000	0-0	.000	0	0	0	1.0	0	0	0	0	0	0	2.3	
Totals		0	257:16	24-67	.358	16-44	.364	4-6	.667	3	26	29	1.0	17	13	3	3	4	68	2.3	

2023-24 IOWA MEN'S BASKETBALL \ \ GAME-BY-GAME STATISTICS

@IOWAHOOPS

Team	Score	FG-A	PCT	3-PT. FG	PCT	FT-FTA	PCT	REB	PF	AST	TO	STL	BLK
North Dakota	68	27-67	.403	4-25	.160	10-17	.588	38	19	9	19	5	3
at Iowa	110	40-75	.533	12-24	.500	18-20	.900	44	18	23	7	12	2
Alabama State	67	23-65	.354	6-22	.273	15-20	.750	46	29	7	16	5	3
at Iowa	98	33-72	.458	9-29	.310	23-35	.657	48	15	27	6	6	3
Iowa	84	34-68	.500	6-14	.428	10-14	.714	30	18	20	7	7	6
at Creighton	92	32-62	.516	10-29	.344	18-24	.750	38	14	19	12	2	3
Arkansas State	74	28-68	.412	10-24	.417	8-17	.471	44	30	16	18	5	4
at Iowa	88	27-58	.466	2-12	.467	32-46	.696	39	17	14	7	11	8
Oklahoma	79	31-64	.484	4-20	.200	13-15	.867	35	15	15	8	8	4
vs. Iowa	67	24-67	.358	4-23	.174	15-18	.833	44	15	10	14	4	4
Seton Hall	72	27-75	.360	8-27	.296	10-12	.833	38	18	14	6	8	1
vs. Iowa	85	31-55	.564	7-19	.368	16-19	.842	36	13	20	11	4	2
North Florida	78	30-66	.455	12-31	.387	6-9	.667	29	19	6	18	7	0
at Iowa	103	36-61	.590	8-14	.571	23-26	.855	36	11	17	11	9	6
Iowa	68	25-65	.385	6-18	.333	12-17	.706	35	16	17	8	5	3
at Purdue	87	34-65	.523	8-25	.320	11-16	.688	41	13	24	8	3	5
Iowa	65	22-57	.386	8-26	.308	13-16	.813	33	21	14	19	9	3
at Iowa State	90	32-60	.533	8-17	.471	18-26	.692	36	13	19	12	12	6
Michigan	90	29-60	.483	9-24	.375	23-28	.821	41	16	17	13	5	6
at Iowa	80	28-64	.438	5-20	.250	19-25	.760	32	17	16	10	9	3
Florida A&M	52	19-63	.302	5-15	.333	9-13	.692	33	19	9	15	9	2
vs. Iowa	88	34-63	.540	10-26	.385	10-20	.500	47	16	22	15	11	6
UMBC	81	32-69	.464	13-25	.520	4-9	.444	36	17	16	15	4	8
at Iowa	103	42-84	.500	6-23	.261	13-16	.813	47	10	33	4	10	1
Northern Illinois	74	27-58	.466	11-18	.611	9-16	.563	35	13	11	21	7	7
at Iowa	103	42-84	.500	8-25	.320	11-15	.733	42	14	23	7	15	9
Iowa	72	27-62	.435	7-17	.412	11-16	.688	32	22	13	14	5	3
at Wisconsin	83	27-52	.519	4-16	.250	25-35	.714	38	15	15	13	9	3
Rutgers	77	28-71	.394	6-19	.316	15-19	.789	46	21	8	16	9	7
at Iowa	86	29-63	.460	7-14	.500	21-24	.875	36	17	17	14	9	4
Nebraska	76	30-63	.476	4-26	.154	12-15	.800	34	14	14	8	5	1
at Iowa	94	35-67	.522	15-35	.429	9-14	.643	36	13	30	6	5	0
Iowa	86	35-65	.538	3-13	.231	13-16	.813	37	19	23	11	9	2
at Minnesota	77	28-58	.483	5-29	.172	16-24	.667	30	16	20	12	8	2
Purdue	84	30-67	.448	9-26	.346	15-21	.714	50	15	19	11	4	6
at Iowa	70	27-59	.458	5-17	.294	11-16	.688	24	19	15	7	6	1
Maryland	69	24-51	.471	7-15	.467	14-20	.700	29	19	10	14	6	8
at Iowa	67	24-57	.421	3-14	.214	16-18	.889	36	18	11	14	5	3
Iowa	88	31-58	.534	8-16	.500	18-18	1.000	29	18	14	11	5	6
at Michigan	78	27-63	.429	9-26	.346	15-20	.750	32	14	18	18	4	5
Iowa	68	23-65	.354	6-22	.273	16-19	.842	32	16	10	3	9	3
at Indiana	74	26-57	.456	8-22	.364	14-22	.636	45	17	18	11	3	8
Ohio State	77	27-59	.458	7-16	.438	16-21	.762	30	18	13	9	4	2
at Iowa	79	29-53	.547	3-10	.300	18-22	.818	28	16	14	9	5	6
Iowa	79	33-59	.559	4-15	.267	9-10	.900	28	22	15	18	9	1
at Penn State	89	26-50	.520	12-23	.522	25-31	.806	26	14	18	13	11	1
Minnesota	85	30-64	.469	12-26	.462	13-19	.684	35	22	21	10	7	4
at Iowa	90	31-65	.477	5-15	.333	23-28	.821	39	11	14	7	7	6
Iowa	66	26-64	.406	6-22	.273	8-12	.667	29	23	11	9	4	5
at Maryland	78	25-52	.481	4-17	.235	24-29	.828	37	11	11	11	7	2
Wisconsin	86	30-63	.476	7-16	.438	19-28	.679	32	22	20	7	5	1
at Iowa (OT)	88	30-57	.526	4-14	.286	24-30	.800	35	21	16	9	4	6
Iowa	78	28-55	.509	4-13	.308	18-23	.783	35	14	17	6	3	2
at Michigan State	71	27-60	.450	10-20	.500	7-14	.500	34	17	20	8	1	4
Iowa	85	30-63	.476	4-12	.333	21-25	.840	32	21	13	11	6	3
at Illinois	95	31-63	.492	10-27	.370	23-30	.767	38	17	16	10	7	1
Penn State	81	32-71	.451	4-17	.235	13-23	.565	41	24	14	12	8	1
at Iowa	90	25-53	.472	8-16	.500	32-37	.865	34	20	22	12	6	5
Iowa	87	33-60	.550	10-20	.500	11-13	.846	29	14	25	5	4	2
at Northwestern	80	28-52	.538	10-20	.500	14-16	.875	22	15	19	7	4	2
Illinois	73	28-63	.444	5-16	.313	12-20	.600	50	13	9	12	2	5
at Iowa	61	23-65	.354	7-21	.333	8-13	.615	33	16	15	5	5	7
Iowa	78	26-62	.419	8-21	.381	18-27	.667	36	23	19	8	3	4
vs. Ohio State	90	31-60	.517	11-20	.550	17-26	.654	42	21	18	11	4	5

SEASON BESTS

Player	Points	3-Pointers	Rebounds	Assists	Blocks	Steals
Dasonte Bowen	17, Arkansas St.	1, 4X, last vs. NIU	3, 2X, last Oklahoma	5, 3X, last vs. Mich.	1 vs. FAMU	3, Arkansas St.
Even Brauns	4, vs. Maryland	--	4, vs. FAMU	1, 2X, last Purdue	2, at Purdue	1, 2X, last vs. NIU
Jovone Cater	--	--	1, 2X, last vs. FAMU '23	--	--	1, vs. FAMU
Ladji Dembele	9, vs. FAMU	2, 2X, last at Creighton	6, at Minnesota	2, 3X, last MSU	2 vs. NIU	3, vs. FAMU
Josh Dix	24, at Northwestern	5, vs. Nebraska	6, vs. Ohio State	7, vs. Purdue	2, 2X, last at Michigan	2, three times
Owen Freeman	22, vs. Nebraska	--	14, vs. Minnesota	6, vs. Wisconsin	5, 2X, last Illinois	4 vs. NIU
Brock Harding	10, 2X, last vs. UMBC	2, vs. Oklahoma	2, 3X, last vs. FAMU	12 vs. UMBC	--	4 vs. UMBC
Spencer Hutchison	--	--	1, 3X, last vs. NIU	1, North Dakota	--	--
Carter Kingsbury	3, North Dakota	1, North Dakota	2, 2X, last vs. FAMU	1, vs. FAMU	--	--
Ben Krikke	25, twice	2, vs. Nebraska	14 at Michigan State	5, Seton Hall	4 vs. Michigan	4, Ark. St.
Luc Laketa	4, vs. FAMU	--	--	1, North Dakota	--	--
Patrick McCaffery	22, Alabama St.	2, 4X, last vs. Minnesota	6, Seton Hall	4, at Wisconsin	2, 2X, last Ohio State	2, Creighton
Riley Mulvey	--	--	--	--	--	--
Tony Perkins	25, at Wisconsin	2, 5X, last at Michigan	8, 2X, last at Illinois	15, vs. Nebraska	2, 3X, last vs. Minnesota	4, 3X, last vs. Rutgers
Payton Sandfort	26, 3X, last vs. Penn State	6, at Michigan	12, Alabama St.	10, vs. Penn State	3 vs. Penn State	3 vs. Minnesota
Pryce Sandfort	12 vs. NIU	3 vs. NIU	3, 4X, last vs. NIU	2, 2X, last vs. NIU	1, 3X, last vs. MSU	1, 4X, last at Indiana

CAREER BESTS

Player	Points	3-Pointers	Rebounds	Assists	Blocks	Steals
Dasonte Bowen	17, Arkansas St.	2, EIU, '22	4, Wisconsin, '22	5, 3X, last Michigan	1, 2X, last FAMU '23	3, Arkansas St.
Even Brauns	19, Bethel '21	--	12, Illinois St. '23	3, Indiana St. '23	7, Murray St. '23	3, twice
Jovone Cater	--	--	1, 2X, last vs. FAMU '23	--	--	1, vs. FAMU
Ladji Dembele	9, vs. FAMU	2, 2X, last at Creighton	6, at Minnesota	2, Creighton	2 vs. NIU	3, vs. FAMU
Josh Dix	24, at Northwestern	5, vs. Nebraska	6, vs. Ohio State	7, vs. Purdue	2 vs. NIU	2, twice
Owen Freeman	22, vs. Nebraska	--	14, vs. Minnesota	6, vs. Wisconsin	5, 2X, last Illinois	4 vs. NIU
Brock Harding	10, 2X, last vs. UMBC	2, vs. Oklahoma	2, 3X, last vs. FAMU	12 vs. UMBC	--	4 vs. UMBC
Spencer Hutchison	--	--	1, 3X, last vs. NIU	1, North Dakota	--	--
Carter Kingsbury	4, NCAT '22	1, three times	2, four times	1, five times	---	1, Omaha '22
Ben Krikke	34, UIC '23	3, twice	15, Illinois St. '21	6, twice	5, S. Illinois '23	4, Ark. St.
Luc Laketa	4, vs. FAMU	1, four times	2, SEMO, '22	1, twice	---	1, twice
Patrick McCaffery	24, Wisconsin, '22	6, Nebraska, '23	13, EIU, '22	4, five times	2, six times	5, Purdue, '23
Riley Mulvey	8, W. Michigan, '21	---	5, Alabama St, '21	1, four times	3, N'western, '22	1, three times
Tony Perkins	32, Illinois, '23	4, Michigan State	12, Illinois, '22	15, vs. Nebraska	2, 7X, last vs. MINN	5, N'Western, '22
Payton Sandfort	26, 4X, last vs. Penn State	6, 2X, last at Michigan	12, Alabama St.	10, vs. Penn State	3 vs. Penn State	3 vs. Minnesota
Pryce Sandfort	12 vs. NIU	3 vs. NIU	3, 4X, last vs. NIU	2, 2X, last vs. NIU	1, 3X, last vs. MSU	1, 4X, last at Indiana

THE LAST TIME A PLAYER...

Had 30 or more points

Iowa -- 32, Tony Perkins vs. Illinois, 2/4/23

Opponent -- 30, Coleman Hawkins, Illinois, 2/24/24

Made at least 90% of his FGA (10 att.)

Iowa -- .923 (12-of-13), Filip Rebraca vs. SEMO, 12/17/22

Opponent -- .900 (9-of-10), Zach Edey, at Purdue, 12/4/23

Made 100% of his FTA (10 att.)

Iowa -- 1.000 (11-of-11), Tony Perkins vs. Maryland, 1/24/24

Opponent -- 1.000 (13-of-13), Jahmir Young at Maryland, 2/14/24

Had 15 or more rebounds

Iowa -- 20, Kris Murray vs. Georgia Tech, 11/29/22

Opponent -- 18, 2X, last Zach Edey, Purdue, 1/20/24

Had 10 or more assists

Iowa -- 14, Tony Perkins at Northwestern, 3/2/24

Opponent -- 13, Paul Mulcahy, Rutgers, 1/29/23

Had 5 or more blocks

Iowa -- 5, Owen Freeman vs. Illinois, 3/10/24

Opponent -- 5, Julian Reese, Maryland, 1/24/24

Had 5 or more steals

Iowa -- 5, Patrick McCaffery at Purdue, 2/9/23

Opponent -- 5, Coleman Hawkins, Illinois, 2/24/24

THE LAST TIME A TEAM...

Scored 100 or more points

Iowa -- 103 vs. Northern Illinois, 12/29/23

Opponent -- 106 by Michigan State, 2/25/23

Scored 40 or fewer points

Iowa -- 40 at Wisconsin, 3/3/10

Opponent -- 39 by UNC Wilmington, 11/8/13

Won an overtime game

Iowa -- 88-86 (OT) vs. Wisconsin, 2/17/24

Opponent -- 78-75 (OT) by Wisconsin, 12/11/22

Made at least 60% of its FGA (20 att.)

Iowa -- .600 (33-of-55) vs. Maryland, 1/15/23

Opponent -- .600 (36-of-60), Eastern Illinois, 12/21/22

Made at least 50% of its 3-pt. FGA (8 att.)

Iowa -- .500 (10-of-20) vs. Northwestern, 3/2/24

Opponent -- .550 (11-of-20) vs. Ohio State, 3/14/24

Made at least 90% of its FTA (10 att.)

Iowa -- 1.000 (18-of-18) at Michigan, 1/27/24

Opponent -- .917 (11-of-12) by Purdue, 2/9/23

2023-24 INDIVIDUAL SUPERLATIVES

CATEGORY

Points Scored
Total Field Goals
Total FG Attempted
Highest FG% (5 made)
Highest FG% (10 made)
3-Point Field Goals
3-Point FG% (min. 3 made)
Free Throws
Free Throws Attempted
Free Throw % (min. 5 made)
Offensive Rebounds
Defensive Rebounds
Total Rebounds
Assists
Turnovers
Blocked Shots
Steals
Minutes Played (including OT)

IOWA

26, Payton Sandfort, 3X, last vs. Penn State, 2/27/24
11, 3X, Ben Krikke twice / Owen Freeman vs. Nebraska, 1/12/24
19, Payton Sandfort vs. Illinois, 3/10/24
1.00 (6-of-6), Owen Freeman vs. Wisconsin, 2/17/24
.846 (11-of-13), Owen Freeman vs. Nebraska, 1/12/24
6, Payton Sandfort (6-of-8) at Michigan, 1/27/24
.800 (4-of-5), Josh Dix vs. Northwestern, 3/2/24
18, Payton Sandfort vs. Penn State, 2/27/24
19, Payton Sandfort vs. Penn State, 2/27/24
1.000, 8X, last Payton Sandfort at Illinois, 2/24/24
8, Payton Sandfort vs. North Florida, 11/29/23
11, Owen Freeman at Wisconsin, 1/2/24
14, 2X, Freeman vs. Minnesota / Krikke at Michigan State
15, Tony Perkins vs. Nebraska, 1/12/24
6, Tony Perkins vs. Ohio State, 3/14/24
5, 2X, Owen Freeman vs. Illinois, 3/10/24
4, 6X, last Tony Perkins vs. Rutgers, 1/6/24
38:35, Ben Krikke at Penn State, 2/8/24

OPPONENT

30, 3X, last Coleman Hawkins at Illinois, 2/24/24
10, 3X, last Terrence Shannon Jr. vs. Illinois, 3/10/24
22, TJ Madlock vs. Alabama State, 11/10/23
.900 (9-of-10), Zach Edey at Purdue, 12/4/23
.666 (10-of-15), Zach Edey vs. Purdue, 1/20/24
6, Boo Buie (6-of-7) vs. Northwestern, 3/2/24
1.000 (3-of-3), Scotty Middleton vs. Ohio State, 3/14/23
13, Jahmir Young at Maryland, 2/14/24
15, 2X, last Zach Edey vs. Purdue, 1/20/24
1.000 (13-of-13), Jahmir Young at Maryland, 2/14/24
9, Zach Edey at Purdue, 12/4/23
11, Steven Crowl at Wisconsin, 1/2/24
18, Zach Edey vs. Purdue, 1/20/24
9, 5X, last Bruce Thornton vs. Ohio State, 3/14/24
5, 9X, last Coleman Hawkins at Illinois, 2/24/24
5, Oliver Nkamhoua at Michigan, 1/27/24
5, Coleman Hawkins at Illinois, 2/24/24
41:45, Chucky Hepburn vs. Wisconsin, 2/17/24

TEAM SUPERLATIVES

IOWA HIGH

110 vs. North Dakota, 11/7/23
56 (1st) vs. North Dakota, 11/7/23
10 vs. Wisconsin, 2/17/24
42, 2X, last vs. NIU, 12/29/23
84, 2X, last vs. NIU, 12/29/23
.590 (36-of-61) vs. North Florida, 11/29/23
15 vs. Nebraska, 1/12/24
35 vs. Nebraska, 1/12/24
.571 (8-of-14) vs. North Florida, 11/29/23
32, 2X, last vs. Penn State, 2/27/24
46 vs. Arkansas State, 11/17/23
1.000, (18-of-18) at Michigan, 1/27/24
19 vs. Alabama State, 11/10/23
39 vs. Florida A&M, 12/16/23
48 vs. Alabama State, 11/10/23
23, 2X, last vs. Ohio State, 3/14/24
2 at Illinois, 2/24/24
33 vs. UMBC, 12/20/23
19 at Iowa State, 12/7/23
9 vs. NIU, 12/29/23
15 vs. NIU, 12/29/23

IOWA LOW

61 vs. Illinois, 3/10/24
24, 2X, last at Purdue, 12/4/23
10 vs. Wisconsin, 2/17/24
22 at Iowa State, 12/7/23
53, 2X, last vs. Penn State, 2/27/24
.354 (23-of-65), 2X, last vs. Illinois, 3/10/24
2 vs. Arkansas State, 11/17/23
10 vs. Minnesota, 2/2/24
.167 vs. Arkansas State, 11/17/23
8, 2X, last vs. Illinois, 3/10/24
10 at Penn State, 2/8/24
.500 (10-of-20) vs. Florida A&M, 12/16/23
3, 2X, last vs. Illinois, 3/10/24
17 at Maryland, 2/14/24
28, 2X, last at Penn State, 2/8/24
10 vs. UMBC, 12/20/23
1, 3X, last at Maryland, 2/14/24
10, 2X, last at Indiana, 1/30/24
3 at Indiana, 1/30/24
0 vs. Nebraska, 1/12/24
3, 2X, last vs. Ohio State, 3/14/24

CATEGORY

Points
Points/Half
Points/OT
Field Goals
Field Goal Att.
Field Goal %
3-Point Field Goals
3-Point FG Att.
3-Point FG %
Free Throws Made
Free Throw Att.
Free Throw %
Offensive Rebounds
Defensive Rebounds
Total Rebounds
Fouls
DQs
Assists
Turnovers
Blocked Shots
Steals

OPPONENT HIGH

95 at Illinois, 2/24/24
51, 2X, last at Illinois, 2/24/24
8 vs. Wisconsin, 2/17/24
34 at Purdue, 12/4/23
75 vs. Seton Hall, 11/24/23
.538 (28-of-52) at Northwestern, 3/2/24
13 vs. UMBC, 12/20/23
31 vs. North Florida, 11/29/23
.611 (11-of-18) vs. NIU, 12/29/23
25, 2X, last at Penn State, 2/8/24
35 at Wisconsin, 1/2/24
.867, (13-of-15) vs. Oklahoma, 11/23/23
19 vs. Purdue, 1/20/24
40 vs. Illinois, 3/10/24
50, 2X, last vs. Illinois, 3/10/24
30 vs. Arkansas State, 11/17/23
1, 2X, last vs. Ohio State, 3/14/24
24 at Purdue, 12/4/23
21 vs. NIU, 12/29/23
8, 3X, last at Indiana, 1/30/24
12 at Iowa State, 12/7/23

OPPONENT LOW

52 vs. Florida A&M, 12/16/23
20 (1st) vs. Florida A&M, 12/16/23
8 vs. Wisconsin, 2/17/24
19 vs. Florida A&M, 12/16/23
50 at Penn State, 2/8/24
.302 (19-of-63) vs. Florida A&M, 12/16/23
4, 6X, last vs. Penn State, 2/27/24
15 vs. Florida A&M, 12/16/23
.154 vs. Nebraska, 1/12/24
4 vs. UMBC, 12/20/23
9, 2X, last vs. UMBC, 12/20/23
.444 (4-of-9) vs. UMBC, 12/20/23
4, 2X, last vs. Northwestern, 3/2/24
17 vs. Minnesota, 2/2/24
22 vs. Northwestern, 3/2/24
11 at Maryland, 2/14/24
1, 2X, last vs. Ohio State, 3/14/24
6 vs. North Florida, 11/29/23
6 vs. Seton Hall, 11/24/23
1, 6X, last vs. Penn State, 2/27/24
1 at Michigan State, 2/20/24

2023-24 INDIVIDUAL LEADERS GAME-BY-GAME

OPPONENT	SCORE	W/L	POINTS	REBOUNDS	ASSISTS	STEALS	BLOCKS
North Dakota (11/7)	110-68	W	Payton Sandfort, 21	Payton Sandfort, 9	Brock Harding, 7	4 players, 2	McCaffery/Pryce Sandfort, 2
Alabama State (11/10)	98-67	W	Patrick McCaffery, 22	Payton Sandfort, 12	Brock Harding, 7	Perkins/Harding, 2	3 players, 1
at Creighton (11/14)	92-84	L	Ben Krikke, 24	Payton Sandfort/T. Perkins, 6	Dasonte Bowen, 4	Tony Perkins, 3	Owen Freeman, 3
Arkansas State (11/17)	88-74	W	Ben Krikke, 25	Ben Krikke, 9	Payton Sandfort, 4	Ben Krikke, 4	Ben Krikke, 3
vs. Oklahoma (11/23)	79-67	L	Owen Freeman, 13	Sandfort/Freeman, 7	Perkins/Harding, 2	4 players, 1	Owen Freeman, 3
vs. Seton Hall (11/24)	85-72	W	Payton Sandfort, 22	Payton Sandfort, 9	Ben Krikke, 5	4 players, 1	Perkins/Freeman, 1
North Florida (11/29)	103-78	W	Perkins/ Krikke, 21	Payton Sandfort, 8	Dasonte Bowen, 3	Owen Freeman, 3	Owen Freeman, 5
at Purdue (12/4)	87-68	L	Ben Krikke, 16	Ben Krikke, 7	Bowen/Pa. Sandfort, 4	Owen Freeman, 2	Even Brauns, 2
at Iowa State (12/7)	90-65	L	Payton Sandfort, 14	Owen Freeman, 8	Dasonte Bowen, 4	Pa. Sandfort/Harding, 2	Owen Freeman, 3
Michigan (12/10)	90-80	L	Ben Krikke, 24	Ben Krikke, 8	Dasonte Bowen, 5	Tony Perkins, 4	3 players, 1
vs. Florida A&M (12/16)	88-52	W	Owen Freeman, 14	Owen Freeman, 11	Tony Perkins, 7	Ladji Dembele, 3	6 players, 1
UMBC (12/20)	103-81	W	Tony Perkins, 23	Ben Krikke, 12	Brock Harding, 12	Harding/Perkins, 4	Owen Freeman, 1
Northern Illinois (12/29)	103-74	W	Ben Krikke, 20	Owen Freeman, 9	Tony Perkins, 8	Tony Perkins, 4	Owen Freeman, 3
at Wisconsin (1/2)	83-72	L	Tony Perkins, 25	Owen Freeman, 13	Patrick McCaffery, 4	Tony Perkins, 3	Owen Freeman, 3
Rutgers (1/6)	86-77	W	Payton Sandfort, 24	Ben Krikke, 10	Josh Dix, 4	Tony Perkins, 4	Owen Freeman, 2
Nebraska (1/12)	94-76	W	Owen Freeman, 22	Freeman/ Pa. Sandfort, 10	Tony Perkins, 15	Josh Dix, 2	--
at Minnesota (1/15)	86-77	W	Ben Krikke, 25	Owen Freeman, 8	3 players, 5	Dix/Dembele, 2	Perkins/Dembele, 1
Purdue (1/20)	84-70	L	Tony Perkins, 24	Payton Sandfort, 7	Josh Dix, 7	Josh Dix, 2	Tony Perkins, 1
Maryland (1/24)	69-67	L	Tony Perkins, 20	Owen Freeman, 9	4 players, 2	Tony Perkins, 3	Payton Sandfort, 2
at Michigan (1/27)	88-78	W	Payton Sandfort, 26	Owen Freeman, 9	Tony Perkins, 5	Tony Perkins, 3	Owen Freeman, 3
at Indiana (1/30)	74-68	L	Payton Sandfort, 26	Payton Sandfort, 8	Tony Perkins, 3	Tony Perkins, 3	Tony Perkins, 2
Ohio State (2/2)	79-77	W	Tony Perkins, 20	Tony Perkins, 7	Tony Perkins, 4	Payton Sandfort, 2	Payton Sandfort, 2
at Penn State (2/8)	89-79	L	Ben Krikke, 22	Krikke/Freeman, 5	Tony Perkins, 8	Freeman/Harding, 2	Josh Dix, 1
Minnesota (2/11)	90-85	W	Pa. Sandfort/McCaffery, 21	Owen Freeman, 14	3 players, 4	Perkins/Pa. Sandfort, 2	Owen Freeman, 4
at Maryland (2/14)	78-66	L	Payton Sandfort, 19	Freeman/Perkins, 8	Perkins/Sandfort, 3	Ben Krikke, 2	Owen Freeman, 3
Wisconsin (2/17)	88-86	W	Owen Freeman, 20	Owen Freeman, 12	Owen Freeman, 6	Owen Freeman, 2	Owen Freeman, 4
at Michigan State (2/20)	78-71	W	Payton Sandfort, 22	Ben Krikke, 14	Tony Perkins, 5	3 players, 1	Freeman / Pr. Sandfort, 1
at Illinois (2/24)	95-85	L	Josh Dix, 20	Freeman / Perkins, 8	Tony Perkins, 4	Tony Perkins, 2	3 players, 1
Penn State (2/27)	90-81	W	Payton Sandfort, 26	Payton Sandfort, 10	Payton Sandfort, 10	Tony Perkins, 2	Payton Sandfort, 3
at Northwestern (3/2)	87-80	W	Josh Dix, 24	Owen Freeman, 6	Tony Perkins, 14	Ben Krikke, 2	Ben Krikke, 2
Illinois (3/10)	73-61	L	Payton Sandfort, 23	Owen Freeman, 8	Brock Harding, 6	Brock Harding, 2	Owen Freeman, 5
vs. Ohio State	90-78	L	Payton Sandfort, 19	Owen Freeman, 9	Tony Perkins, 7	3 players, 1	Patrick McCaffery, 2

2023-24 LEAD/DEFICIT BREAKDOWN GAME-BY-GAME

OPPONENT	FIRST HALF SCORE			SECOND HALF SCORE			FINAL SCORE			LARGEST		TIMES TIED	LEAD CHANGES	TIME LED MIN. (40 MAX)
	UI	OPP	MARGIN	UI	OPP	MARGIN	UI	OPP	MARGIN	LEAD	DEFICIT			
North Dakota (11/7)	56	32	+24	54	36	+18	110	68	+42	44	--	--	--	39:12
Alabama State (11/10)	49	37	+12	49	30	+19	98	67	+31	31	1	2	2	39:17
at Creighton (11/14)	43	43	0	41	49	-8	84	92	-8	7	17	8	14	12:12
Arkansas State (11/17)	49	39	+10	39	35	+4	88	74	+14	16	--	1	--	39:22
vs. Oklahoma (11/23)	24	36	-12	43	43	0	67	79	-12	0	22	1	--	--
vs. Seton Hall (11/24)	44	33	+11	41	39	+2	85	72	+13	18	2	1	1	37:43
North Florida (11/29)	47	43	+4	56	35	+21	103	78	+25	25	5	1	9	36:04
at Purdue (12/4)	24	45	-21	44	42	+2	68	87	-19	0	35	1	--	--
at Iowa State (12/7)	29	47	-18	36	43	-7	65	90	-25	1	32	--	2	0:35
Michigan (12/10)	33	35	-2	47	55	-8	80	90	-10	5	20	10	9	5:55
vs. Florida A&M (12/16)	43	20	+23	45	32	+13	88	52	+36	43	--	--	--	39:44
UMBC (12/20)	50	36	+14	53	45	+8	103	81	+22	28	5	7	7	28:16
Northern Illinois (12/29)	54	48	+6	49	26	+23	103	74	+29	37	5	4	5	35:35
at Wisconsin (1/2)	32	32	0	40	51	-11	72	83	-11	7	13	7	5	15:48
Rutgers (1/6)	41	34	+7	45	43	+2	86	77	+9	18	1	1	2	37:43
Nebraska (1/12)	41	36	+5	53	40	+13	94	76	+18	21	1	3	4	36:24
at Minnesota (1/15)	39	32	+7	47	45	+2	86	77	+9	12	11	2	2	31:13
Purdue (1/20)	34	47	-13	36	37	-1	70	84	-14	4	19	2	3	7:22
Maryland (1/24)	34	28	+6	33	41	-8	67	69	-2	10	3	5	8	33:36
at Michigan (1/27)	42	44	-2	46	34	+12	88	78	+10	13	9	5	11	25:06
at Indiana (1/30)	28	39	-11	40	35	+5	68	74	-6	3	17	7	6	2:05
Ohio State (2/2)	36	38	-2	43	39	+4	79	77	+2	5	4	15	10	19:50
at Penn State (2/8)	34	42	-8	45	47	-2	79	89	-10	7	11	7	6	8:28
Minnesota (2/11)	39	51	-13	52	34	+18	90	85	+5	8	20	2	2	5:47
at Maryland (2/14)	37	31	+6	29	47	-18	66	78	-12	11	12	1	2	29:19
Wisconsin (2/17)	43	47	-4	35	31	+4	88	86	+2	9	13	9	11	14:14
at Michigan State (2/20)	45	33	+12	33	38	-5	78	71	+7	16	4	4	8	18:58
at Illinois (2/24)	43	44	-1	42	51	-9	85	95	-10	7	11	11	14	12:15
Penn State (2/27)	47	39	+8	43	42	+1	90	81	+9	17	2	1	1	38:10
at Northwestern (3/2)	36	37	-1	51	43	+8	87	80	+7	11	7	7	7	11:22
Illinois (3/10)	29	39	-10	32	34	-2	61	73	-12	0	21	0	0	0:00
vs. Ohio State (3/14)	38	43	-5	40	47	-7	78	90	-12	0	14	2	0	0:00
TOTALS	1262	1230	+32	1382	1289	+93	2654	2527	+127	44	35	15	14	39:44
AVG/GM - OVERALL	39.4	38.4	+1.0	43.2	40.3	+2.9	82.9	79.0	+4.0					
CONFERENCE TOTALS	736	773	-37	836	829	+7	1582	1610	-28	21	35	15	11	38:10
AVG/GM - CONFERENCE	35.0	36.8	-1.8	39.8	39.5	+0.3	75.3	76.7	-1.3					

2023-24 SPECIALITY SCORING STATS

OPPONENT	PAINT			OFF TURNOVERS			2ND CHANCE			FAST BREAK			BENCH		
	UI	OPP	MARGIN	UI	OPP	MARGIN	UI	OPP	MARGIN	UI	OPP	MARGIN	UI	OPP	MARGIN
North Dakota (11/7)	50	44	+6	31	6	+25	12	10	+2	27	3	+24	38	20	+18
Alabama State (11/10)	48	26	+22	20	5	+15	19	9	+10	27	11	+16	32	26	+6
at Creighton (11/14)	24	42	-18	13	7	+6	11	9	+2	5	19	-14	18	32	-14
Arkansas State (11/17)	44	34	+10	17	4	+13	13	10	+3	21	8	+13	18	23	-5
vs. Oklahoma (11/23)	34	46	-12	13	20	-7	13	8	+5	5	15	-10	29	19	+10
vs. Seton Hall (11/24)	40	38	+2	8	14	-6	2	17	-15	14	7	+7	17	10	+7
North Florida (11/29)	46	34	+12	28	15	+13	10	6	+4	20	7	+13	26	34	-8
at Purdue (12/4)	34	50	-16	11	15	-4	15	17	-2	10	3	+7	20	21	-1
at Iowa State (12/7)	18	46	-18	9	25	-16	11	17	-6	13	10	+3	32	11	+21
Michigan (12/10)	36	36	0	13	18	-5	10	9	+1	14	14	0	12	21	-9
vs. Florida A&M (12/16)	42	18	+24	10	13	-3	14	4	+10	13	5	+8	38	24	+14
UMBC (12/20)	66	34	+28	23	7	+14	20	21	-1	28	6	+22	25	24	+1
Northern Illinois (12/29)	56	30	+26	18	6	+12	11	5	+6	38	13	+25	36	14	+22
at Wisconsin (1/2)	36	42	-6	14	24	-10	10	15	-5	13	15	-2	9	15	-6
Rutgers (1/6)	38	36	+2	16	18	-2	13	14	-1	11	13	-2	6	32	-26
Nebraska (1/12)	32	46	-14	8	7	+1	12	10	+2	16	6	+10	18	34	-16
at Minnesota (1/15)	56	38	+18	16	15	+1	15	12	+3	14	13	+1	6	12	-6
Purdue (1/20)	34	36	-2	11	9	+2	6	18	-12	7	0	+7	5	12	-7
Maryland (1/24)	40	34	+6	11	10	+1	15	10	+5	6	7	-1	10	6	+4
at Michigan (1/27)	34	26	+8	15	9	+6	10	10	0	9	4	+5	9	16	-7
at Indiana (1/30)	24	32	-8	12	5	+7	4	15	-11	19	4	+15	4	20	-16
Ohio State (2/2)	38	40	-2	8	6	+2	10	11	-1	17	0	+17	14	14	0
at Penn State (2/8)	46	26	+20	15	14	+1	13	14	-1	10	3	+7	20	21	-1
Minnesota (2/11)	44	28	+16	17	13	+4	18	10	+8	16	12	+4	24	28	-4
at Maryland (2/14)	28	40	-12	18	12	6	11	16	-5	8	8	0	16	28	-12
Wisconsin (2/17)	34	46	-12	5	8	-3	9	8	+1	8	2	+6	11	11	0
at Michigan State (2/20)	40	28	+12	14	7	+7	5	12	-7	9	12	-3	20	18	+2
at Illinois (2/24)	30	38	-8	15	21	-6	15	13	2	8	17	-9	12	34	-22
Penn State (2/27)	32	56	-24	16	13	+3	2	20	-18	13	16	-3	16	39	-23
at Northwestern (3/2)	32	34	-2	8	6	+2	7	9	-2	25	9	+16	9	3	+6
Illinois (3/10)	26	38	-12	11	4	+7	5	9	-4	21	14	+7	13	12	+1
vs. Ohio State (3/14)	28	32	-4	11	11	0	9	14	-5	18	14	+4	16	37	-2
TOTALS	1210	1174	+36	464	367	+97	368	382	-14	483	290	+193	583	667	-84
AVG/GAME - OVERALL	37.8	36.7	+1.1	14.5	11.5	+3.0	11.5	11.9	-0.4	15.1	9.1	+6.0	18.2	20.8	-2.6
CONF. TOTALS	714	750	-36	254	234	+20	214	252	-38	254	172	+82	258	393	-135
AVG/GM - CONF.	34.0	35.7	-1.7	12.1	11.1	+1.0	10.2	12.0	-1.8	12.1	8.2	+3.9	12.3	18.7	-6.4

2023-24 MISCELLANEOUS STATS

STARTING LINEUP

(W-L)	1	2	3	4	5
(9-8)	Josh Dix	Tony Perkins	Payton Sandfort	Ben Krikke	Owen Freeman
(5-3)	Dasonte Bowen	Tony Perkins	Patrick McCaffery	Payton Sandfort	Ben Krikke
(4-2)	Tony Perkins	Patrick McCaffery	Payton Sandfort	Ben Krikke	Owen Freeman
(0-1)	Josh Dix	Tony Perkins	Patrick McCaffery	Payton Sandfort	Ben Krikke

LEADS & DEFICITS

Iowa's Biggest Halftime Lead	24 (56-32) vs. North Dakota, 11/7/23
Iowa's Biggest Halftime Lead Blown	6 (34-28) vs. Maryland, 1/24/24
Iowa's Biggest Halftime Deficit	21 (45-24) vs. Purdue, 12/4/23
Iowa's Biggest Halftime Deficit Erased	13 (51-38) vs. Minnesota, 2/11/24
Iowa's Biggest Overall Lead	44 (110-66) vs. North Dakota, 11/7/23

Iowa's Biggest Win Total	42 (110-68) vs. North Dakota, 11/7/23
Iowa's Biggest Loss Total	25 (90-65) at Iowa State, 12/7/23
Iowa's Biggest Lead Blown	10 (24-14) vs. Maryland, 11/24/24
Iowa's Biggest Overall Deficit	35 (69-34) vs. Purdue, 12/4/23
Iowa's Biggest Deficit Overcome	20 (62-42) vs. Minnesota, 2/11/24

JUMP BALLS CONTROLLED
(INCLUDES OT)

Iowa	13
Opponents	19

HOW IOWA SCORED FIRST POINTS

Jump Shot	14
Lay-in/Lay-up	8
3-Pointer	5
Free Throw	3
Dunk	2
Alley-Oop	-
Follow	-

WHO SCORED IOWA'S FIRST POINTS

Tony Perkins	8
Payton Sandfort	8
Owen Freeman	6
Ben Krikke	4
Dasonte Bowen	3
Josh Dix	3
PLAYERS IN DOUBLE FIGURES	
1 Player	-
2 Players	4
3 Players	8
4 Players	15
5 Players	2
6 Players	3

FIRST PLAYER OFF THE BENCH
(sometimes multiple players)

Josh Dix	10
Dasonte Bowen	10
Ladji Dembele	10
Patrick McCaffery	9
Owen Freeman	5
Dasonte Bowen	5
Even Brauns	1
Brock Harding	1

MISCELLANEOUS STATS

NO. - PLAYER	DUNKS	FT-FTA (LAST 5:00/OT)
0 - Brauns	3	--
2 - Harding	-	2-of-3 (.666)
4 - Dix	4	--
5 - Bowen	-	6-of-7 (.857)
10 - Cater	-	--
11 - Perkins	10	30-of-41 (.731)
13 - Dembele	2	2-of-2 (1.00)
14 - Kingsbury	-	--
20 - Payton Sandfort	1	23-of-26 (.884)
22 - McCaffery	9	9-of-15 (.600)
23 - Krikke	4	8-of-10 (.800)
24 - Pryce Sandfort	-	4-of-5 (.800)
25 - Laketa	-	1-of-4 (.250)
32 - Freeman	36	9-of-13 (.692)
44 - Mulvey	-	--

DOUBLE FIGURE SCORING GAMES

Player	19-20	20-21	21-22	22-23	23-24	Career
Ben Krikke	9	21	22	30	22	104
Tony Perkins	--	--	10	20	27	57
Patrick McCaffery	--	6	21	11	12	51
Payton Sandfort	--	--	6	14	26	46
Owen Freeman	--	--	--	--	16	16
Even Brauns	--	1	1	10	--	12
Josh Dix	--	--	--	1	10	11
Dasonte Bowen	--	--	--	1	4	5
Brock Harding	--	--	--	--	2	2
Pryce Sandfort	--	--	--	--	1	1

20-POINT SCORING GAMES

Player	19-20	20-21	21-22	22-23	23-24	Career
Ben Krikke	--	2	7	15	7	31
Payton Sandfort	--	--	1	6	10	17
Tony Perkins	--	--	1	5	8	14
Patrick McCaffery	--	--	--	5	2	7
Owen Freeman	--	--	--	--	2	2
Josh Dix	--	--	--	--	4	4

DOUBLE-FIGURE REBOUNDING GAMES

Player	19-20	20-21	21-22	22-23	23-24	Career
Ben Krikke	--	1	--	2	3	6
Even Brauns	--	--	--	5	--	5
Owen Freeman	--	--	--	--	5	5
Payton Sandfort	--	--	--	--	4	4
Tony Perkins	--	--	1	1	--	2
Patrick McCaffery	--	--	--	1	--	1

DOUBLE-DOUBLES

Player	19-20	20-21	21-22	22-23	23-24	Career
Ben Krikke	--	1	--	2	3	6
Owen Freeman	--	--	--	--	5	5
Even Brauns	--	--	--	4	--	4
Tony Perkins	--	--	1	1	2	4
Payton Sandfort	--	--	--	--	4	4
Patrick McCaffery	--	--	--	1	--	1
Brock Harding	--	--	--	--	1	1

TRIPLE-DOUBLES

Player	19-20	20-21	21-22	22-23	23-24	Career
Payton Sandfort	--	--	--	--	1	1

4+ 3-POINTER GAMES

Player	19-20	20-21	21-22	22-23	23-24	Career
Payton Sandfort	--	--	2	4	11	17
Patrick McCaffery	--	--	1	1	--	2
Tony Perkins	--	--	--	1	--	1
Josh Dix	--	--	--	--	2	2

5+ ASSIST GAMES

Player	19-20	20-21	21-22	22-23	23-24	Career
Tony Perkins	--	--	4	7	12	23
Ben Krikke	--	--	2	5	--	7
Josh Dix	--	--	--	2	2	4
Brock Harding	--	--	--	--	5	5
Payton Sandfort	--	--	--	1	3	4
Dasonte Bowen	--	--	--	--	3	3
Owen Freeman	--	--	--	--	1	1

3+ STEAL GAMES

Player	19-20	20-21	21-22	22-23	23-24	Career
Tony Perkins	--	--	3	5	10	18
Patrick McCaffery	--	--	1	2	--	3
Even Brauns	--	--	1	1	--	2
Ben Krikke	--	--	1	--	1	2
Owen Freeman	--	--	--	--	1	2
Payton Sandfort	--	--	--	--	1	1
Dasonte Bowen	--	--	--	--	1	1
Ladji Dembele	--	--	--	--	1	1
Brock Harding	--	--	--	--	1	1

3+ BLOCK GAMES...

Player	19-20	20-21	21-22	22-23	23-24	Career
Owen Freeman	--	--	--	--	11	11
Even Brauns	--	--	2	4	--	6
Ben Krikke	--	2	1	2	1	6
Riley Mulvey	--	--	1	--	--	1
Payton Sandfort	--	--	--	--	1	1

IOWA'S 2023-24 RECORD WHEN...

When playing at home:	12-4	When leading at the half:	13-2	When wearing White:	8-2
When playing on the road:	4-8	When trailing at the half:	5-10	When wearing Black:	3-7
When playing on a neutral court:	2-2	When tied at the half:	0-2	When wearing Gold:	4-4
				When wearing Gray:	3-1
When Iowa scores 100 points or more:	4-0	Iowa field goal percentage at home:	501-of-1038	.482	
When Iowa scores 90-99 points:	4-0	Iowa field goal percentage on road:	472-of-998	.472	
When Iowa scores 80-89 points:	8-3	Iowa 3-point percentage at home:	107-of-303	.353	
When Iowa scores 70-79 points:	2-4	Iowa 3-point percentage on road:	101-of-297	.340	
When Iowa scores under 70 points:	0-7	Iowa free throw percentage at home:	301-of-385	.781	
		Iowa free throw percentage on road:	239-of-317	.753	
When opponent scores 100 points or more:	0-0	On Sunday:	1-2		
When opponent scores 90-99 points:	0-5	On Monday:	1-1		
When opponent scores 80-89 points:	5-4	On Tuesday:	3-3		
When opponent scores 70-79 points:	10-4	On Wednesday:	2-2		
When opponent scores 60-69 points:	2-1	On Thursday:	0-3		
When opponent scores fewer than 60 points:	1-0	On Friday:	5-1		
		On Saturday:	6-2		
When Iowa shoots at least 50% from the field:	13-2	On BTN:	10-9		
When Iowa shoots less than 50% from the field:	5-12	On CBS:	0-0		
When opponent shoots at least 50% from the field:	1-6	On ESPN:	0-0		
When opponent shoots less than 50% from the field:	17-8	On ESPN2:	0-0		
When Iowa has higher FG% than opponent:	17-2	On ESPNU:	0-1		
When opponent has higher FG%:	0-12	On B1G+:	3-0		
When FG% is equal:	0-0	On Peacock	2-0		
		On FS1	3-4		
		On CBS SN:	0-0		
When Iowa outrebounds opponent:	13-3	On NBC SN:	0-0		
When opponent has more rebounds:	5-11	On FOX:	0-0		
When rebounds are equal:	0-0	On TruTV:	0-0		
		On TNT:	0-0		
When Iowa shoots at least 80% from the line:	12-6				
When Iowa shoots less than 80% from the line:	6-8				
When opponent shoots at least 80% from the line:	3-4				
When opponent shoots less than 80% from the line:	15-10				
When Iowa shoots more free throws than opponent:	13-3				
When opponent shoots more free throws:	5-11				
When free throws attempts are equal:	0-0				
When Iowa has higher FT% than opponent:	14-7				
When opponent has higher FT%:	4-7				
When FT% is equal:	0-0				
When Iowa shoots at least 50% from 3-point range:	6-0				
When Iowa shoots less than 50% from 3-point range:	12-13				
When opponent shoots at least 50% from 3-point range:	4-2				
When opponent shoots less than 50% from 3-point range:	14-12				
When Iowa has a higher 3-point FG% than opponent:	10-3				
When opponent has a higher 3-point FG%:	7-11				
When 3-point FG% is equal:	1-0				
When Iowa has more assists than opponent:	13-2				
When opponent has more assists:	5-11				
When assists are equal:	0-1				
When Iowa has fewer turnovers than opponent:	12-6				
When opponent has fewer turnovers:	4-6				
When turnovers are equal:	2-2				
When Iowa has more steals than opponent:	11-6				
When opponent has more steals:	3-8				
When steals are equal:	4-0				

UNDER HEAD COACH FRAN McCAFFERY... IOWA'S RECORD WHEN...

When playing at home:	188-54	When leading at the half:	227-47	When wearing White:	163-47
When playing on the road:	57-94	When trailing at the half:	42-135	When wearing Black:	67-110
When playing on a neutral court:	34-40	When tied at the half:	9-7	When wearing Gold:	41-22
				When wearing Gray:	8-10
When Iowa scores 100 points or more:	26-0	Iowa field goal percentage at home:	6,782-14,514	.467	
When Iowa scores 90-99 points:	51-8	Iowa field goal percentage on road:	5,822-13,318	.437	
When Iowa scores 80-89 points:	88-24	Iowa 3-point percentage at home:	1,812-4,959	.365	
When Iowa scores 70-79 points:	81-60	Iowa 3-point percentage on road:	1,513-4,439	.340	
When Iowa scores under 70 points:	33-98	Iowa free throw percentage at home:	4,188-5,747	.728	
		Iowa free throw percentage on road:	3,067-4,167	.736	
When opponent scores 100 points or more:	1-7	On Sunday:	51-32		
When opponent scores 90-99 points:	3-33	On Monday:	19-10		
When opponent scores 80-89 points:	23-56	On Tuesday:	41-27		
When opponent scores 70-79 points:	86-60	On Wednesday:	25-26		
When opponent scores 60-69 points:	87-31	On Thursday:	41-47		
When opponent scores fewer than 60 points:	79-3	On Friday:	40-17		
		On Saturday:	57-30		
When Iowa shoots at least 50% from the field:	112-17	On BTN:	119-95		
When Iowa shoots less than 50% from the field:	168-172	On CBS:	6-6		
When opponent shoots at least 50% from the field:	18-80	On ESPN:	16-21		
When opponent shoots less than 50% from the field:	119-109	On ESPN2:	25-19		
When Iowa has higher FG% than opponent:	112-31	On ESPNU:	18-10		
When opponent has higher FG%:	41-156	On FS1:	25-18		
When FG% is equal:	2-2	On FOX:	5-2		
		On CBS SN:	2-4		
When Iowa outrebounds opponent:	207-69	On NBC SN:	2-1		
When opponent has more rebounds:	66-111	On truTV:	1-1		
When rebounds are equal:	7-10	On TNT:	0-1		
		On Peacock:	2-0		
When Iowa shoots at least 80% from the line:	82-43	Most Points, First Half: 68 vs. Alabama State, '18			
When Iowa shoots less than 80% from the line:	197-145	Fewest Points, First Half: 14 vs. Indiana, '13			
When opponent shoots at least 80% from the line:	61-46	Most Points Allowed, First Half: 61 at Purdue, '20			
When opponent shoots less than 80% from the line:	220-143	Fewest Points Allowed, First Half: 12 vs. UNC Wilmington, '13			
When Iowa shoots more free throws than opponent:	226-79	Most Points, Second Half: 70 at Michigan State, '23			
When opponent shoots more free throws:	40-104	Fewest Points, Second Half: 15 vs. Northern Iowa, '14			
When free throws attempts are equal:	12-5	Most Points Allowed, Second Half: 64 vs. Michigan State, '23			
When Iowa has higher FT% than opponent:	183-82	Fewest Points Allowed, Second Half: 16 vs. UNI, '10			
When opponent has higher FT%:	93-105	Largest Halftime Advantage: 37 vs. Arkansas-Pine Bluff, '13			
When FT% is equal:	3-3	Largest Halftime Deficit: 31 vs. Purdue, '18			
When Iowa shoots at least 50% from 3-point range:	44-10				
When Iowa shoots less than 50% from 3-point range:	234-19				
When opponent shoots at least 50% from 3-point range:	12-34				
When opponent shoots less than 50% from 3-point range:	268-156				
When Iowa has a higher 3-point FG% than opponent:	197-56				
When opponent has a higher 3-point FG%:	74-135				
When 3-point FG% is equal:	2-2				
When Iowa has more assists than opponent:	206-47				
When opponent has more assists:	60-126				
When assists are equal:	13-16				
When Iowa has fewer turnovers than opponent:	185-73				
When opponent has fewer turnovers:	75-98				
When turnovers are equal:	20-19				
When Iowa has more steals than opponent:	168-64				
When opponent has more steals:	82-107				
When steals are equal:	29-18				

IOWA SUPERLATIVES UNDER McCAFFERY

TEAM

Most Points Scored

- 116 -- Savannah State (11/13/16)
- 112 -- North Carolina A&T (11/11/22)
- 112 -- Michigan State (2/25/23)
- 112 -- Northwestern (3/10/22)
- 111 -- SIU Edwardsville (11/26/10)
- 110 -- North Dakota (11/7/23)**
- 110 -- Maryland (2/10/22)
- 110 -- Savannah State (12/22/18)

Fewest Points Allowed

- 36 -- Howard (11/15/12)
- 39 -- UNC Wilmington (11/8/13)
- 39 -- Northern Iowa (12/7/10)
- 40 -- Louisiana Monroe (11/16/10)
- 41 -- Abilene Christian (11/17/13)

Field Goals Made

- 43 -- Northwestern (3/10/22)
- 42 -- Northern Illinois (12/29/23)**
- 42 -- UMBC (12/20/23)**
- 42 -- Savannah State (11/13/16)
- 42 -- Central Arkansas (12/19/11)
- 41 -- North Carolina A&T (11/11/22)
- 41 -- Northern Illinois (12/13/20)
- 40 -- North Dakota (11/7/23)**
- 40 -- Coppin State (11/15/15)
- 39 -- Nebraska (2/13/22)
- 39 -- Maryland (2/10/22)
- 39 -- Savannah State (12/22/18)
- 39 -- Kennesaw State (12/29/19)

Field Goals Attempted

- 87 -- Savannah State (11/13/16)
- 84 -- Northern Illinois (12/29/23)**
- 84 -- UMBC (12/20/23)**
- 79 -- North Carolina A&T (11/11/22)
- 79 -- Oregon (3/18/12)
- 78 -- Minnesota (12/25/20)
- 77 -- Penn State (1/31/22)
- 77 -- Nebraska (1/7/20)
- 77 -- Nebraska (1/5/17)

Field Goal Percentage (20 Made)

- .680 -- Illinois (1/20/19)
- .643 -- Maryland (2/8/15)
- .630 -- Indiana (1/29/12)
- .627 -- Michigan (2/5/15)
- .623 -- Abilene Christian (11/17/13)

3-Point Field Goals Made

- 20 -- Alabama State (11/18/21) *
- 19 -- Northwestern (3/10/22)
- 19 -- Maryland (2/10/22)
- 19 -- Savannah State (12/22/18)
- 18 -- Savannah State (11/13/16)
- 17 -- North Carolina (12/8/20)
- 17 -- Michigan State (2/25/23)

3-Point Field Goals Attempted

- 44 -- Alabama State (11/18/21) *
- 43 -- Nebraska (3/4/21)
- 43 -- Savannah State (11/13/16)
- 42 -- Savannah State (12/22/18)
- 40 -- North Carolina (12/8/20)
- 37 -- Nebraska (3/5/23)

3-Point FG Percentage (10 Made)

- .714 (15-21) Illinois (1/20/19)
- .655 (19-29) Northwestern (3/10/22)
- .632 (12-19) Wisconsin (2/18/21)
- .619 (13-21) Northern Illinois (11/17/11)
- .615 (16-26) Maryland (2/25/17)

Free Throws Made

- 39 -- Indiana (2/21/17)
- 38 -- Omaha (11/10/13)
- 35 -- NC Central (11/16/21)
- 34 -- Green Bay (11/11/18)
- 34 -- Illinois (2/28/18)
- 33 -- Illinois (1/11/18)

Free Throws Attempted

- 49 -- Omaha (11/10/13)
- 47 -- Indiana (2/21/17)
- 46 -- Arkansas State (11/17/23)**
- 45 -- Green Bay (11/11/18)
- 43 -- UM Eastern Shore (11/14/13)
- 43 -- Michigan State (1/28/14)
- 41 -- NC Central (11/16/21)
- 41 -- Illinois (2/28/18)

Free Throw Percentage (10 Made)

- 1.000 (18-18) at Michigan (1/27/24)**
- 1.000 (15-15) Illinois (3/8/20)
- 1.000 (15-15) Virginia (3/27/13)
- 1.000 (13-13) Purdue (12/28/16)
- .944 (17-18) Purdue (1/27/22)
- .933 (14-15) Iowa State (12/9/21)
- .929 (26-28) North Florida (12/22/14)
- .926 (25-27) Rutgers (3/11/22)
- .926 (25-27) Penn State (2/28/15)

Most Rebounds

- 57 -- Western Illinois (12/3/20)
- 57 -- Md. Eastern Shore (11/14/13)
- 56 -- UNC Wilmington (11/8/13)
- 56 -- Brown (12/3/11)
- 56 -- SC State (12/19/12)
- 55 -- Minnesota (12/25/20)

Most Assists

- 34 -- Northern Illinois (12/29/17)
- 33 -- UMBC (12/20/23)**
- 33 -- Savannah State (11/13/16)
- 32 -- Central Arkansas (12/19/11)
- 31 -- Coppin State (11/15/15)
- 30 -- Nebraska (1/2/24)**
- 30 -- Savannah State (12/22/18)

Most Steals

- 19 -- SIU Edwardsville (11/26/10)
- 16 -- UMBC (12/6/14)
- 15 -- Northern Illinois (12/29/23)**
- 15 -- Indiana (1/13/22)
- 15 -- Western Michigan (11/22/21)
- 15 -- Rutgers (1/31/17)
- 14 -- Kennesaw State (12/29/19)
- 14 -- Maryland (1/19/17)
- 14 -- Marquette (11/19/15)
- 14 -- Penn (11/22/13)
- 14 -- Idaho St (12/4/10)
- 14 -- Chicago St (11/11/11)

Most Blocked Shots

- 14 -- Drake (12/19/15) *
- 13 -- Illinois (3/5/13)
- 12 -- UNC Wilmington (11/8/13)
- 12 -- Northern Illinois (11/26/14)
- 11 -- Michigan State (12/29/15)
- 10 -- Penn State (2/15/14)
- 10 -- UT-Pan American (11/9/12)

Fewest Turnovers

- 3 -- Indiana (1/30/24)**
- 3 -- Temple (3/18/16)
- 3 -- Drake (12/19/15)
- 4 -- UMBC (12/20/23)**
- 4 -- North Carolina A&T (11/11/22)
- 4 -- Illinois (12/6/21)
- 4 -- Virginia (11/29/21)
- 4 -- Michigan (1/17/16)
- 4 -- Northwestern (2/15/15)

* -- denotes school record

INDIVIDUAL

Most Points:

- 44 -- Luka Garza at Michigan (12/6/19)
- 42 -- Peter Jok vs. Memphis (11/26/16)
- 41 -- Luka Garza vs. Southern (11/27/20)
- 38 -- Luka Garza at Indiana (2/13/20)
- 37 -- Keegan Murray vs. Nebraska (2/13/22)
- 36 -- Luka Garza vs. Oregon (3/22/21)
- 35 -- Keegan Murray vs. Maryland (1/3/22)
- 35 -- Keegan Murray vs. Utah State (12/18/21)
- 35 -- Luka Garza vs. Western Illinois (12/3/20)
- 35 -- Peter Jok vs. Indiana (2/21/17)

Field Goals Made

- 17 -- Luka Garza at Michigan (12/6/19)
- 15 -- Keegan Murray vs. Nebraska (2/13/22)
- 14 -- Keegan Murray vs. Maryland (1/3/22)
- 14 -- Luka Garza vs. Oregon (3/22/21)
- 14 -- Luka Garza vs. Southern (11/27/20)
- 14 -- Luka Garza at Indiana (2/13/20)
- 13 -- Kris Murray vs. Omaha (11/21/22)
- 13 -- Keegan Murray vs. W. Illinois (12/29/21)
- 13 -- Keegan Murray vs. Utah State (12/18/21)
- 13 -- Luka Garza vs. Minnesota (1/10/21)
- 13 -- Luka Garza vs. Iowa State (12/11/20)
- 13 -- Luka Garza vs. Western Illinois (12/3/20)
- 13 -- Luka Garza vs. Penn State (1/4/20)

Field Goals Attempted

- 32 -- Luka Garza at Michigan (12/6/19)
- 28 -- Luka Garza vs. Penn State (2/29/20)
- 27 -- Luka Garza at Minnesota (12/25/20)
- 27 -- Kris Murray at Minnesota (2/12/23)
- 24 -- Devyn Marble vs. Wisconsin (1/15/14)
- 24 -- Peter Jok vs. Nebraska (1/5/17)

3-Point FG Made

- 10 -- Jordan Bohannon at Maryland (2/10/22) *
- 8 -- Keegan Murray vs. Indiana (3/12/22)
- 8 -- Jordan Bohannon vs. Nebraska (3/4/21)
- 8 -- Peter Jok vs. Memphis (11/26/16)
- 8 -- Jordan Bohannon vs. Maryland (2/25/17)
- 7 -- Jordan Bohannon vs. N. Carolina (12/8/20)
- 7 -- Jordan Bohannon vs. N.western (2/25/18)
- 7 -- Jordan Bohannon vs. Notre Dame (11/29/16)
- 7 -- Jordan Bohannon vs. TCU (3/19/17)
- 7 -- Devyn Marble vs. Oregon (3/18/12)
- 7 -- Matt Gatens vs. Wisconsin (2/23/12)
- 7 -- Matt Gatens vs. Indiana (2/19/12)

3-Point Field Goals Attempted

- 16 -- Jordan Bohannon at Maryland (2/10/22)
- 16 -- Jordan Bohannon vs. N. Carolina (12/8/20)
- 15 -- Jordan Bohannon at Notre Dame (12/3/16)
- 14 -- Jordan Bohannon at Syracuse (12/3/19)
- 14 -- Jordan Bohannon vs. Savannah St. (12/22/18)
- 14 -- Jordan Bohannon vs. N.western (2/25/18)
- 13 -- Kris Murray vs. Michigan (1/12/23)
- 13 -- Kris Murray vs. Nebraska (3/5/23)

Free Throws Made

- 22 -- Peter Jok vs. Indiana (2/21/17) *
- 18 -- Payton Sandford vs. Penn State (2/27/24)**
- 15 -- Tony Perkins vs. Indiana (2/4/23)
- 14 -- Roy Devyn Marble vs. UNI (12/15/12)
- 14 -- Aaron White vs. Texas (11/20/14)
- 13 -- Tyler Cook vs. UAB (11/22/17)
- 13 -- Aaron White vs. Wisconsin (1/19/13)

Most Rebounds:

- 21 -- Keegan Murray vs. N.C. Central (11/16/21)
- 20 -- Kris Murray vs. Georgia Tech (11/29/22)
- 18 -- Keegan Murray vs. N.western (2/28/22)
- 18 -- Luka Garza vs. Wisconsin (1/27/20)
- 18 -- Luka Garza at Nebraska (1/7/20)
- 18 -- Adam Woodbury vs. Wisconsin (2/24/16)
- 17 -- Luka Garza at Minnesota (12/25/20)
- 17 -- Aaron White vs. Iowa State (12/13/13)

Most Assists

- 15 -- Tony Perkins vs. Nebraska (1/12/24)**
- 14 -- Tony Perkins vs. Northwestern (3/2/24)**
- 14 -- Jordan Bohannon vs. Minnesota (1/10/21)
- 13 -- Jordan Bohannon vs. TCU (3/19/17)
- 13 -- Connor McCaffery vs. Ohio State (2/16/23)
- 12 -- Brock Harding vs. UMBC (12/20/23)**
- 12 -- Mike Gesell vs. Minnesota (2/14/16)
- 12 -- Mike Gesell vs. Coppin State (11/15/15)
- 11 -- Joe Toussaint vs. Alabama St (11/18/21)
- 11 -- Jordan Bohannon vs. Wisconsin (1/23/18)
- 11 -- Jordan Bohannon vs. South Dakota (3/15/17)
- 11 -- Mike Gesell vs. Michigan (3/5/16)
- 11 -- Devyn Marble vs. Wisconsin (2/22/14)
- 11 -- Bryce Cartwright vs. Dayton (3/13/12)

Most Steals

- 7 -- Eric May vs. SIUE (11/26/10)
- 6 -- Joe Toussaint at Maryland (1/7/21)
- 6 -- Jordan Bohannon vs. Pitt (11/27/18)
- 6 -- Roy Devyn Marble vs. Penn (11/22/13)
- 6 -- Eric May at Wake Forest (11/30/10)
- 5 -- Joe Toussaint vs. Kennesaw St (12/29/19)
- 5 -- Nicholas Baer vs. Drake (12/16/17)
- 5 -- Isaiah Moss vs. Indiana (3/9/17)
- 5 -- Jarryd Cole at Mich St (3/2/11)
- 5 -- Matt Gatens vs. Idaho St (12/4/10)
- 5 -- Aaron White vs. North Florida (12/22/14)
- 5 -- Mike Gesell at Penn State (2/28/15)
- 5 -- Filip Rebraca vs. Eastern Illinois (12/21/22)
- 5 -- Patrick McCaffery at Purdue (2/9/23)

Most Blocks

- 7 -- Melsahn Basabe vs. Iowa St (12/10/10)
- 7 -- Gabriel Oleseni vs. Illinois (3/5/13)
- 6 -- Nicholas Baer at Nebraska (1/5/17)
- 6 -- Jarrod Uthoff vs. Minnesota (2/14/16)
- 6 -- Jarrod Uthoff vs. Michigan State (12/29/15)
- 6 -- Nicholas Baer vs. Drake (12/19/15)
- 6 -- Melsahn Basabe vs. Ohio State (1/4/11)

1

IOWA 110, NORTH DAKOTA 68

Nov. 7, 2023 | Iowa City, Iowa | Carver-Hawkeye Arena

Official Basketball Box Score - Final
North Dakota at Iowa
11/07/23 Carver-Hawkeye Arena, Iowa City, Iowa
2023-24 Men's BasketballGame Time: 7:01 PM
Game Duration: 1:45
Attendance: 7,653

Officials: Earl Watson, Mason Siler, Amy Bonner

North Dakota - 68

Record: 0-1

NO. Name	Min	FG	3P	FT	Rebounds	Fouls	TP	AS	TO	ST	Blocks	+/
		M-A	M-A	M-A	OR DR TOT	PF FD					BS BA	
5 Deng Mayar	F 23:28	2-6	0-1	2-3	2 5 7	2 4	6	0	4	0	1 1	-27
10 Tsotne Tsansidze	F 26:43	2-4	0-2	5-6	4 2 6	3 3	9	1	3	1	1 0	-29
20 B.J. Omat	F 32:40	10-21	2-8	2-3	1 5 6	2 3	24	2	1	0	0 0	-26
2 Eli King	G 25:30	1-9	0-4	0-0	0 3 3	4 0	2	4	4	1	0 1	-33
52 Treysen Eaglestaff	G 20:52	3-7	1-3	0-0	1 1 2	1 1	7	0	2	1	1 0	-31
15 Brady Danielson	18:04	3-6	1-3	0-0	1 3 4	1 2	7	1	0	1	0 0	-8
1 Elijah Brooks	19:56	3-6	0-1	1-4	0 0 0	4 3	7	0	1	0	0 0	-21
3 Amar Kuljohovic	17:56	3-5	0-1	0-1	1 6 7	1 1	6	0	2	0	0 0	-22
21 Mambourou Mara	12:54	0-3	0-2	0-0	1 1 2	0 1	0	1	1	1	0 0	-19
11 Daniel Hong	01:57	0-0	0-0	0-0	0 0 0	0 0	0	0	0	0	0 0	-4
Team					1 0 1		0		1			
Totals		27-67	4-25	10-17	12 26 38	19 18	68	9	19	5	3 2	-42

Technical Fouls: NONE

Shooting By Period
1st FG% 14-33 42.4%
3PT% 3-12 25.0%
FT% 1-1 100%
2nd FG% 13-34 38.2%
3PT% 1-13 7.7%
FT% 9-16 56.3%
GM FG% 27-67 40.3%
3PT% 4-25 16.0%
FT% 10-17 58.8%
Dead Ball Rebounds: 2 0

Iowa - 110

Record: 1-0

NO. Name	Min	FG	3P	FT	Rebounds	Fouls	TP	AS	TO	ST	Blocks	+/
		M-A	M-A	M-A	OR DR TOT	PF FD					BS BA	
22 Patrick McCaffery	F 22:45	2-4	1-3	6-7	0 5 5	1 4	11	2	1	1	1 0	30
23 Ben Krikke	F 23:02	8-13	1-1	1-1	4 2 6	2 3	18	1	0	1	0 1	34
5 Dasonte Bowen	G 21:43	4-6	1-2	3-3	1 2 3	1 4	12	5	0	2	0 0	39
11 Tony Perkins	G 24:56	3-11	1-2	3-4	0 6 6	1 1	10	2	0	2	0 2	33
20 Payton Sandfort	G 20:24	7-13	3-7	4-4	2 7 9	3 3	21	2	2	0	0 0	27
4 Josh Dix	21:09	2-3	0-0	0-0	2 2 2	2 0	4	1	0	1	0 0	-22
13 Ladi Demebele	15:18	3-5	2-3	0-0	0 1 1	1 1	8	0	0	1	0 0	-1
24 Pryce Sandfort	17:15	1-7	1-3	0-0	0 3 3	2 1	3	0	0	0	1 0	12
2 Brock Harding	10:39	2-4	1-1	1-1	1 0 1	0 1	6	7	3	0	0 0	-1
32 Owen Freeman	15:01	7-8	0-1	0-0	1 2 3	4 0	14	1	1	2	0 0	4
1 Spencer Hutchison	01:57	0-0	0-0	0-0	0 1 1	0 0	0	0	1	0	0 0	4
10 Jovone Cater	01:57	0-0	0-0	0-0	0 0 0	0 0	0	0	0	0	0 0	4
14 Carter Kingsbury	01:57	1-1	1-1	0-0	0 2 2	0 0	3	0	0	0	0 0	4
25 Luc Laketa	01:57	0-0	0-0	0-0	0 0 0	1 0	0	1	0	0	0 0	4
Team					2 0 2		0		0			
Totals		40-75	12-24	18-20	11 33 44	18 19	110	23	7	12	2 3	42

Technical Fouls: NONE

Shooting By Period
1st FG% 19-41 46.3%
3PT% 8-16 50.0%
FT% 10-12 83.3%
2nd FG% 21-34 61.8%
3PT% 4-8 50.0%
FT% 8-8 100%
GM FG% 40-75 53.3%
3PT% 12-24 50.0%
FT% 18-20 90.0%
Dead Ball Rebounds: 0 0

	UND	IOWA
Biggest lead	0 (1 st 20:00)	44 (2 nd 1:17)
Best Scoring Run	7 (2 nd 8:48)	11 (2 nd 12:22)
Lead Changes	0	
Times Tied	0	
Time with Lead	00:00	39:12

Points from	UND	IOWA
Turnovers	6	31
Paint	44	50
Second Chance	10	12
Fast Breaks	3	27
Bench	20	38

Period by Period Scoring			
	1st	2nd	TOT
UND	32	36	68
IOWA	56	54	110

2

IOWA 98, ALABAMA STATE 67

Nov. 10, 2023 | Iowa City, Iowa | Carver-Hawkeye Arena

Official Basketball Box Score - Final
Alabama St. at Iowa
11/10/23 Carver-Hawkeye Arena, Iowa City, Iowa
2023-24 Men's BasketballGame Time: 7:00 PM
Game Duration: 1:59
Attendance: 8,814

Officials: D.J. Carstensen, Rob Kueneman, Tariq Lucas

Alabama St. - 67

Record: 0-2

NO. Name	Min	FG	3P	FT	Rebounds	Fouls	TP	AS	TO	ST	Blocks	+/
		M-A	M-A	M-A	OR DR TOT	PF FD					BS BA	
22 Darrell Reed	F 12:09	0-1	0-0	0-0	1 2 3	3 0	0	0	0	0	1 0	-7
23 Eric Coleman	F 15:24	1-3	1-3	0-0	0 1 1	4 1	3	0	1	0	0 0	-7
3 CJ Hines	G 34:02	3-10	2-5	7-7	0 1 1	4 6	15	5	2	0	0 0	-27
11 Micah Octave	G 11:20	0-3	0-2	0-0	2 3 5	3 0	0	0	3	1	0 1	-5
20 Antonio "TJ" Madlock	G 31:22	9-22	0-3	5-6	0 6 6	4 3	23	2	4	2	0 2	-25
25 Jasteven Walker	31:50	5-8	2-4	1-3	3 6 9	1 2	13	0	2	1	2 0	-30
1 Amarr Knox	21:13	1-7	0-3	1-2	2 2 4	3 1	3	0	1	1	0 0	-9
55 Sean Smith	22:08	4-8	1-2	0-0	0 2 2	2 0	9	0	0	0	0 0	-20
35 Ubong Okon	13:28	0-2	0-0	1-2	4 4 8	4 2	1	0	2	0	0 0	-8
5 Kendal Parker	05:22	0-1	0-0	0-0	0 0 0	0 0	0	0	0	0	0 0	-13
10 Jabari Williams	01:43	0-0	0-0	0-0	0 0 0	1 0	0	0	0	0	0 0	-4
Team					4 3 7		0		1			
Totals		23-65	6-22	15-20	16 30 46	29 15	67	7	16	5	3 3	-31

Technical Fouls: NONE

Shooting By Period
1st FG% 14-33 42.4%
3PT% 6-15 40.0%
FT% 3-3 100%
2nd FG% 9-32 28.1%
3PT% 0-7 0.0%
FT% 12-17 70.6%
GM FG% 23-65 35.4%
3PT% 6-22 27.3%
FT% 15-20 75.0%
Dead Ball Rebounds: 2 0

Iowa - 98

Record: 2-0

NO. Name	Min	FG	3P	FT	Rebounds	Fouls	TP	AS	TO	ST	Blocks	+/
		M-A	M-A	M-A	OR DR TOT	PF FD					BS BA	
22 Patrick McCaffery	F 26:12	7-12	2-5	6-6	0 3 3	0 4	22	1	0	0	0 0	17
23 Ben Krikke	F 22:18	5-10	0-0	3-8	3 3 6	3 8	13	2	0	2	0 1	21
5 Dasonte Bowen	G 18:21	1-6	0-3	0-0	1 1 2	2 0	5	0	0	0	0 0	20
11 Tony Perkins	G 25:52	4-8	0-2	4-5	2 3 5	1 5	12	3	2	0	1 0	23
20 Payton Sandfort	G 28:23	5-13	4-10	3-3	5 7 12	0 4	17	4	0	0	1 0	28
4 Josh Dix	17:30	3-4	1-2	0-0	1 2 3	0 0	7	3	0	1	0 0	12
32 Owen Freeman	11:51	1-4	0-1	6-9	3 0 3	1 5	8	0	1	1	0 1	-4
13 Ladi Demebele	14:17	1-2	0-1	0-2	1 3 4	2 2	2	0	1	1	0 0	16
24 Pryce Sandfort	10:46	2-4	1-3	1-2	0 2 2	2 1	6	2	0	0	0 0	6
2 Brock Harding	14:58	2-6	1-2	0-0	0 0 0	0 0	5	7	2	2	0 0	5
0 Even Brauns	03:21	1-1	0-0	0-0	0 2 2	1 0	2	0	0	0	0 0	3
14 Carter Kingsbury	02:45	1-1	0-0	0-0	1 0 1	0 0	2	0	0	0	0 0	4
10 Jovone Cater	01:43	0-1	0-0	0-0	0 1 1	1 0	0	0	0	0	0 0	1
25 Luc Laketa	01:43	0-0	0-0	0-0	0 0 0	0 0	0	0	0	0	0 0	2
Team					2 2 4		0		0			
Totals		33-72	9-29	23-35	19 29 48	15 29	98	27	6	6	3 3	31

Technical Fouls: NONE

Shooting By Period
1st FG% 16-34 47.1%
3PT% 4-12 33.3%
FT% 17-17 76.5%
2nd FG% 17-38 44.7%
3PT% 5-17 29.4%
FT% 10-18 55.6%
GM FG% 33-72 45.8%
3PT% 9-29 31.0%
FT% 23-35 65.7%
Dead Ball Rebounds: 2 0

	ASU	IOWA
Biggest lead	1 (1 st 8:39)	31 (2 nd 0:50)
Best Scoring Run	5 (1 st 17:13)	9 (1 st 0:02)
Lead Changes	2	
Times Tied	2	
Time with Lead	00:24	39:17

Technical Fouls

Points from	ASU	IOWA
Turnovers	5	20
Paint	26	48
Second Chance	9	19
Fast Breaks	11	27
Bench	26	32

Period by Period Scoring			
	1st	2nd	TOT
ASU	37	30	67
IOWA	49	49	98

3

#8 CREIGHTON 92, IOWA 84

Nov. 14, 2023 | Omaha, Neb. | CHI Health Center

Official Basketball Box Score - Final
Iowa at #8 Creighton
11/14/23 CHI Health Center Omaha, Omaha, Neb.
2023-24 Creighton Men's BasketballGame Time: 9:00 PM
Game Duration: 1:55
Attendance: 17,352

Officials: Earl Walton, Rob Riley, Courtney Green

Iowa - 84

Record: 2-1

NO. Name	Min	FG	3P	FT	Rebounds	Fouls	TP	AS	TO	ST	Blocks	+/
		M-A	M-A	M-A	OR DR TOT	PF FD					BS BA	
22 Patrick McCaffery	F 29:51	5-8	0-1	3-5	0 2 2	2 5	13	3	0	2	2 0	-10
23 Ben Krikke	F 30:46	11-18	0-0	2-2	4 1 5	2 2	24	1	3	1	0 1	-1
5 Dasonte Bowen	G 25:25	1-6	0-0	0-0	1 1 1	2 1	2	4	1	0	0 1	-11
11 Tony Perkins	G 31:58	6-12	2-3	2-3	1 5 6	3 4	16	3	1	3	1 1	-1
20 Payton Sandfort	G 17:59	3-7	2-6	3-3	0 6 6	4 1	11	1	0	0	0 0	-10
4 Josh Dix	18:00	0-1	0-0	0-0	0 3 3	1 0	0	2	1	0	0 0	-6
24 Pryce Sandfort	10:09	1-3	0-2	0-0	1 1 0	0 0	2	1	0	1	0 0	2
32 Owen Freeman	13:51	4-7	0-0	0-1	1 0 1	3 1	8	0	0	0	3 0	10
2 Brock Harding	08:02	0-2	0-0	0-0	0 0 0	0 0	0	3	1	0	0 0	-7
13 Ladi Demebele	13:59	3-4	2-2	0-0	0 2 2	1 0	8	2	0	0	0 0	-6
Team					2 1 3		0		0			
Totals		34-68	6-14	10-14	8 22 30	18 14	84	20	7	7	6 3	-8

Technical Fouls: NONE

Shooting By Period
1st FG% 17-35 48.6%
3PT% 3-7 42.9%
FT% 6-6 100%
2nd FG% 17-33 51.5%
3PT% 3-7 42.9%
FT% 4-8 50%
GM FG% 34-68 50.0%
3PT% 6-14 42.9%
FT% 10-14 71.4%
Dead Ball Rebounds: 1 0

#8 Creighton - 92

Record: 3-0

NO.	Name	Min	FG M-A	3P M-A	FT M-A	Rebounds OR DR TOT	Fouls PF FD	TP	AS	TO	ST	Blocks BS BA	+/-	
13	Mason Miller	F 26:31	1-5	1-4	4-4	1 4 5	3 2	7	1	1	0	0	1 1	
11	Ryan Kalkbrenner	C 27:25	5-7	0-1	3-8	3 1 4	3 7	13	1	2	0	2	0 1	
1	Steven Ashworth	G 22:06	0-3	0-3	0-0	4 4 4	1 0	0	3	1	1	0	1 4	
23	Trey Alexander	G 37:43	9-19	1-4	4-4	1 10 11	3 3	23	9	5	0	1	3 5	
55	Baylor Scheierman	G 35:48	1-2	3-9	2-3	0 4 4	2 2 17	4	1	0	0	0	13	
33	Fredrick King	12:59	6-0	0-0	2-2	3 2 5	0 2	12	0	1	0	0	6	
41	Isaac Traudt	13:22	2-3	2-3	0-0	1 1 0	0 6	1	0	0	0	0	6	
5	Francisco Farabello	24:34	4-6	3-4	3-3	0 3 3	2 2 14	0	0	0	0	1	4	
15	Josiah Dotzler	00:03	0-1	0-1	0-0	0 0 0	0 0 0	0	0	1	0	0	0	
Team							1 0 1	0	1					
Totals			32-62	10-29	18-24	9 29 38	14 18	92	19	12	2	3	6	8
Technical Fouls: NONE														

2023-24 IOWA MEN'S BASKETBALL \ \ BOX SCORES

@IOWAKOOPS

5

OKLAHOMA 79, IOWA 67

Nov. 23, 2023 | La Jolla, Calif. | LionTree Arena

Official Basketball Box Score - Final
Oklahoma at Iowa
11/23/23 LionTree Arena, La Jolla
2023-24 Men's BasketballGame Time: 12:00 PM
Game Duration: 2:08
Attendance: 3,500

Officials: Gerry Pollard, DJ Carstensen, Brooks Wells

Oklahoma - 79

Record: 5-0

NO. Name	Min	FG M-A	3P M-A	FT M-A	Rebounds OR DR TOT	Fouls PF FD	TP	AS	TO	ST	Blocks BS BA	+/-
10 Sam Godwin	F 19:45	5-7	0-0	1-2	3 2 5	1 3	11	0	1	0	1 1	4
14 Jalón Moore	F 25:42	6-7	1-1	5-5	2 3 5	3 5	18	0	1	1	2 0	1
3 Javian McCollum	G 34:27	6-11	2-5	0-0	0 1 1	0 0	14	3	3	0	0 0	13
3 Otega Oweh	G 31:33	6-10	0-0	1-2	0 4 4	3 3	13	0	1	4	0 1	9
12 Milos Uzan	G 32:17	2-7	0-3	0-0	0 5 5	3 1	4	9	0	0	0 1	4
0 Le'Tre Darthard	19:00	1-8	0-5	2-2	0 0 0	1 1	4	0	2	1	0 0	7
1 John Hugley IV	17:23	3-6	0-1	2-2	1 3 4	4 1	8	2	0	1	0 1	8
5 Rivaldo Soares	16:36	2-7	1-4	0-0	0 4 4	0 0	5	1	0	0	1 0	10
45 Luke Northweather	03:17	0-1	0-1	2-2	0 0 0	0 1	2	0	0	1	0 0	4
Team					3 4 7		0					
Totals		31-64	4-20	13-15	9 26 35	15 15	79	15	8	4	4 12	

Technical Fouls: NONE

Shooting By Period
1st FG% 15-35 42.9%
3PT% 2-12 16.7%
FT% 4-4 100%
2nd FG% 16-29 55.2%
3PT% 2-8 25.0%
FT% 9-11 81.8%
GM FG% 31-64 48.4%
3PT% 4-20 20.0%
FT% 13-15 86.7%
Dead Ball Rebounds: 0 0

Iowa - 67

Record: 3-2

NO. Name	Min	FG M-A	3P M-A	FT M-A	Rebounds OR DR TOT	Fouls PF FD	TP	AS	TO	ST	Blocks BS BA	+/-
22 Patrick McCaffery	F 23:30	1-7	0-3	0-0	0 3 3	0 0	2	0	1	0	0 2	-13
23 Ben Krikke	F 28:24	4-9	0-0	3-3	1 2 3	3 4	11	1	1	0	0 0	-1
5 Dasonte Bowen	G 24:59	3-8	0-1	1-2	3 0 3	3 2	7	1	2	1	0 0	-13
11 Tony Perkins	G 21:42	1-10	0-4	4-6	4 2 6	1 3	6	2	2	0	2	-14
20 Payton Sandfort	G 24:36	5-10	0-5	2-2	3 4 7	2 3	12	1	2	1	0	-13
32 Owen Freeman	19:26	5-10	0-0	3-3	4 7 3	3 2	19	0	2	1	3 0	2
4 Josh Dix	15:51	1-3	1-2	0-0	0 0 0	0 0	3	1	0	0	0 0	1
2 Brock Harding	15:22	2-4	2-3	0-0	0 2 2	1 0	6	2	0	1	0 0	1
24 Pryce Sandfort	15:22	2-5	1-4	0-0	0 3 3	1 0	5	1	0	0	0 0	5
13 Ladji Dembele	11:36	0-1	0-1	2-2	1 2 3	1 1	2	1	3	0	1 0	1
Team					3 4 7		0					
Totals		24-67	4-23	15-18	18 26 44	15 15	67	10	14	4	4 12	

Technical Fouls: NONE

Shooting By Period
1st FG% 10-34 29.4%
3PT% 0-10 0.0%
FT% 4-4 100%
2nd FG% 14-33 42.4%
3PT% 4-13 30.8%
FT% 11-14 78.6%
GM FG% 24-67 35.8%
3PT% 4-23 17.4%
FT% 15-18 83.3%
Dead Ball Rebounds: 2 0

	OKA	IOWA
Biggest lead	22 (2 nd 4:11)	0 (1 st 20:00)
Best Scoring Run	7 (1 st 11:18)	7 (2 nd 2:22)
Lead Changes	0	
Times Tied	1	
Time with Lead	39:28	00:00
Points from Turnovers	20	13
Paint	46	34
Second Chance	8	13
Fast Breaks	15	5
Bench	19	29
Period by Period Scoring		
1st	36	43
2nd	43	79
3rd	24	43
4th	67	

6

IOWA 85, SETON HALL 72

Nov. 24, 2023 | La Jolla, Calif. | LionTree Arena

Official Basketball Box Score - Final
Seton Hall at Iowa
11/24/23 LionTree Arena, La Jolla
2023-24 Men's BasketballGame Time: 3:00 PM
Game Duration: 2:06
Attendance: 3,912

Officials: Gerry Pollard, Randy McCall, Nathan Farrell

Seton Hall - 72

Record: 4-2

NO. Name	Min	FG M-A	3P M-A	FT M-A	Rebounds OR DR TOT	Fouls PF FD	TP	AS	TO	ST	Blocks BS BA	+/-
14 Dre Davis	F 34:50	6-16	0-3	6-6	3 4 7	1 4	18	3	2	2	0 1	-6
15 Jaden Bediako	C 32:52	5-10	0-0	1-2	7 4 11	2 3	11	1	0	1	0	-3
0 Dylan Addae-Wusu	G 31:37	4-9	3-6	0-0	3 4 7	4 0	11	3	0	1	0 0	-17
1 Kadary Richmond	G 31:47	4-15	0-3	0-0	0 3 3	3 3	8	3	2	1	0 0	-16
2 Al-Amir Dawes	G 34:15	4-14	4-12	2-2	0 1 1	2 1	14	2	2	0	0 0	-9
9 Arda Ozdogan	04:36	0-1	0-0	0-0	0 0 0	1 1	0	0	0	0	0 0	-6
7 Sadraque Nga'nga	05:11	0-1	0-0	0-0	0 1 1	1 0	0	0	0	0	0 0	-1
13 Jaquian Sanders	01:55	1-1	0-0	0-0	0 0 0	0 0	2	0	0	0	0 0	-1
21 Isaiah Coleman	22:32	3-8	1-3	1-2	2 3 5	4 2	8	2	0	3	0 0	2
22 Malachi Brown	00:26	0-0	0-0	0-0	0 0 0	0 0	0	0	0	0	0 0	-2
Team					1 2 3		0					
Totals		27-75	8-27	10-12	16 22 38	18 13	72	14	6	8	1 2	-13

Technical Fouls: NONE

Shooting By Period
1st FG% 11-40 27.5%
3PT% 4-11 36.4%
FT% 7-8 87.5%
2nd FG% 16-35 45.7%
3PT% 4-16 25.0%
FT% 3-4 75%
GM FG% 27-75 36.0%
3PT% 8-27 29.6%
FT% 10-12 83.3%
Dead Ball Rebounds: 1 0

Iowa - 85

Record: 4-2

NO. Name	Min	FG M-A	3P M-A	FT M-A	Rebounds OR DR TOT	Fouls PF FD	TP	AS	TO	ST	Blocks BS BA	+/-
22 Patrick McCaffery	F 27:19	4-7	1-2	1-1	0 6 6	0 1	10	2	1	0	0 1	8
23 Ben Krikke	F 31:48	8-10	0-0	3-4	0 1 1	3 5	19	5	1	0	0 0	11
5 Dasonte Bowen	G 15:15	1-1	0-0	1-1	0 1 1	2 1	3	2	1	0	0 0	-1
11 Tony Perkins	G 31:11	4-7	1-2	5-7	0 5 5	1 5	14	5	2	1	0 0	5
20 Payton Sandfort	G 33:54	7-14	4-10	4-4	0 9 9	1 3	22	3	1	1	0 0	5
4 Josh Dix	20:21	3-4	1-1	2-2	0 3 3	2 1	9	1	0	1	0 0	12
32 Owen Freeman	14:51	3-4	0-0	0-0	2 1 3	1 0	6	1	3	1	1 0	7
2 Brock Harding	08:49	0-3	0-2	0-0	0 1 1	1 0	0	1	1	1	0 0	8
13 Ladji Dembele	13:18	1-3	0-1	0-0	0 3 3	2 2	0	0	0	0	0 0	5
24 Pryce Sandfort	03:14	0-2	0-1	0-0	0 0 0	0 0	0	0	0	0	0 0	5
Team					1 3 4		0					
Totals		31-55	7-19	16-19	3 33 36	13 18	85	20	11	4	2 1	13

Technical Fouls: NONE

	HALL	IOWA
Biggest lead	2 (1 st 19:21)	18 (1 st 3:47)
Best Scoring Run	10 (2 nd 15:58)	8 (1 st 15:06)
Lead Changes	1	
Times Tied	1	
Time with Lead	00:51	37:43
Points from Turnovers	14	8
Paint	38	40
Second Chance	17	2
Fast Breaks	7	14
Bench	10	17
Period by Period Scoring		
1st	33	39
2nd	44	72
3rd	33	72
4th	85	

7

IOWA 103, NORTH FLORIDA 78

Nov. 29, 2023 | Iowa City, Iowa | Carver-Hawkeye Arena

Official Basketball Box Score - Final
North Florida at Iowa
11/29/23 Carver-Hawkeye Arena, Iowa City, Iowa
2023-24 Men's BasketballGame Time: 8:00 PM
Game Duration: 1:48
Attendance: 8,641

Officials: Kelly Plester, Tim Comer, Shane Stages

North Florida - 78

Record: 4-4

NO. Name	Min	FG M-A	3P M-A	FT M-A	Rebounds OR DR TOT	Fouls PF FD	TP	AS	TO	ST	Blocks BS BA	+/-
5 Dorian James	F 24:17	2-7	0-0	0-0	3 0 3	3 3	4	0	1	1	0 2	-13
2 Chaz Lanier	G 30:34	7-9	2-2	0-0	0 4 4	0 0	16	1	5	2	0 1	-7
11 Nate Litteras	G 26:56	3-10	2-7	0-0	0 7 7	1 1	8	0	0	0	0 0	-10
33 Oscar Berry	G 18:14	1-4	1-3	0-0	0 2 2	1 1	3	1	1	2	0 1	-17
55 Annetri Moss	G 20:58	6-9	0-0	1-1	0 2 2	1 1	13	1	2	0	0 0	-17
1 Jah Nize	08:09	1-4	1-3	0-0	0 0 0	2 0	3	0	2	0	0 1	-10
32 Jake van der Heijden	21:01	2-5	1-3	2-2	1 1 2	3 2	7	0	0	0	0 0	-17
0 Jasai Miles	19:01	3-6	1-2	1-1	5 2 7	2 1	8	1	2	1	0 1	-10
4 Trent Coleman	06:08	0-2	0-0	0-0	0 0 0	2 0	0	1	0	0	0 0	-9
12 Jaylen Smith	19:02	5-9	4-8	1-3	0 2 2	3 1	15	1	2	0	0 0	-8
13 Max Hrdlicka	04:02	0-1	0-1	1-2	0 0 0	0 1	1	0	0	1	0 0	-6
21 Brandon Rasmussen	01:38	0-0	0-0	0-0	0 0 0	1 0	0	0	0	0	0 0	-1
Team					0 0 0		0		3			
Totals		30-66	12-31	6-9	9 20 29	19 11	78	6	18	7	0 6	-25

Technical Fouls: NONE

Shooting By Period
1st FG% 16-33 48.5%
3PT% 7-16 43.8%
FT% 4-6 66.7%
2nd FG% 14-33 42.4%
3PT% 5-15 33.3%
FT% 2-3 66.7%
GM FG% 30-66 45.5%
3PT% 12-31 38.7%
FT% 6-9 66.7%
Dead Ball Rebounds: 1 0

Iowa - 103

Record: 5-2

NO. Name	Min	FG M-A	3P M-A	FT M-A	Rebounds OR DR TOT	Fouls PF FD	TP	AS	TO	ST	Blocks BS BA	+/-
22 Patrick McCaffery	F 28:58	7-13	2-2	0-0	0 5 5	0 1	16	1	3	1	0 0	19
23 Ben Krikke	F 29:39	5-9	0-0	11-11	1 1 2	3 7	21	0	2	1	0 0	9
5 Dasonte Bowen	G 17:20	2-4	1-2	4-4	1 0 1	1 2	9	3	0	1	0 0	2
11 Tony Perkins	G 30:20	8-10	2-3	3-4	0 2 2	1 2	21	2	1	1	0 0	18
20 Payton Sandfort	G 20:54	4-7	2-4	0-0	0 8 8	2 0	10	2	1	1	0 0	15
4 Josh Dix	16:47	3-4	1-2	0-0	0 3 3	0 0	7	4	1	0	1 0	9
32 Owen Freeman	18:53	6-8	0-0	4-4	3 2 5	1 4	16	1	0	3	5 0	25
2 Brock Harding	10:34	0-2	0-0	0-0	0 1 1	0 0	0	2	0	0	0 0	9
13 Ladji Dembele	13:36	0-2	0-0	1-2	0 1 1	3 2	1	1	2	0	0 0	10
24 Pryce Sandfort	10:40	1-2	0-1	0-1	1 2 3	0 1	2	1	0	1	0 0	6
0 Even Brauns	01:27	0-0	0-0	0-0	0 0 0	0 0	0	0	0	0	0 0	2
14 Carter Kingsbury	00:52	0-0	0-0	0-0	0 1 1	0 0	0	0	0	0	0 0	1
Team					1 3 4		0		1			
Totals		36-61	8-14	23-26	7 29 36	11 19	103	17	11	9	6 0	25

Technical Fouls: NONE

Shooting By Period
1st FG% 17-31 54.8%
3PT% 4-5 80.0%
FT% 9-12 75%
2nd FG% 19-30 63.3%
3PT% 4-9 44.4%

2023-24 IOWA MEN'S BASKETBALL \ \ BOX SCORES

@IOWAHOOPS

9

IOWA STATE 90, IOWA 65

Dec. 7, 2023 | Ames, Iowa | Hilton Coliseum



Official Basketball Box Score - Final
Iowa at Iowa State
12/07/23 James H. Hilton Coliseum, Ames, Iowa
2023-24 Men's Basketball

Game Time: 6:32 PM
Game Duration: 1:59
Attendance: 14,267

Officials: Keith Kimble, Paul Szele, Bret Smith

Iowa - 65

Record: 5-4

NO.	Name	Min	FG		3P		FT		Rebounds		Fouls		TP	AS	TO	ST	Blocks		+/-	
			M-A	M-A	M-A	M-A	OR	DR	TOT	PF	BS	BA								
22	Patrick McCaffery	F 16:50	0-3	0-2	0-0	0	1	1	0	0	0	0	0	0	0	0	0	0	-25	
23	Ben Krikke	F 27:47	4-8	0-1	0-0	1	2	3	1	0	8	0	1	0	0	1	0	-32		
4	Josh Dix	G 11:52	2-3	1-2	0-0	0	0	0	0	2	0	5	2	2	1	0	0	5		
11	Tony Perkins	G 22:14	2-7	1-2	1-2	0	1	1	3	1	6	2	3	1	0	0	0	-23		
20	Payton Sandfort	G 31:20	4-9	4-9	2-3	1	5	6	3	1	14	3	2	2	0	0	0	-2		
5	Dasonte Bowen	20:46	3-8	0-1	7-7	1	1	2	4	4	13	4	1	1	0	3	-2			
32	Owen Freeman	19:02	5-6	0-0	1-2	4	4	8	3	11	0	4	1	3	0	-15				
2	Brook Harding	22:37	1-6	1-4	2-2	0	2	2	4	2	5	3	3	2	0	1	-16			
13	Ladi Demebele	13:29	0-3	0-2	0-0	0	1	1	0	2	0	0	0	1	0	1	1			
24	Pryce Sandfort	08:40	1-4	1-3	0-0	0	1	1	0	0	3	0	2	0	0	0	0	-4		
0	Even Brauns	05:23	0-0	0-0	0-0	1	2	3	1	0	0	1	0	0	0	0	0	3		
Team																				
Totals			22-57			8-26			13-16			10			23			13		

Technical Fouls: NONE

Iowa State - 90

Record: 7-2

NO.	Name	Min	FG	3P	FT	Rebounds	Fouls	TP	AS	TO	ST	Blocks	BS	+/-							
			M-A	M-A	M-A	OR	DR	TOT	PF	BS											
0	Tre King	F 26:51	8-11	0-0	1-1	1	4	5	2	1	17	1	0	1							
12	Robert Jones	F 27:52	6-6	0-0	6-10	1	2	3	4	1	6	18	2	0							
22	Milan Momcilovic	F 28:54	3-10	2-4	0-0	1	2	3	4	1	8	0	3	0							
3	Tamin Lipsey	G 33:45	3-7	2-5	3-4	1	6	7	2	4	11	6	5	4							
10	Keshon Gilbert	G 36:06	8-16	3-3	6-8	1	4	5	2	7	25	6	3	3							
4	Demarion Watson	04:25	0-0	0-0	0-0	1	0	1	1	0	0	0	0	1							
5	Curtis Jones	14:37	2-5	0-2	0-1	0	4	4	1	1	4	1	1	1							
1	Jackson Paveletzke	27:30	2-5	1-3	2-2	1	4	5	0	1	7	3	0	1							
Team						0			0			0									
Totals			32-60			8-17			18-26			10			26						
														12		6		3		25	
														Technical Fouls: None							

Technical Fouls: NONE

		IOWA		ISU	
Biggest lead		1 (1 st 18:31)		32 (2 nd 3:53)	
Best Scoring Run		9 (2 nd 8:51)		7 (1 st 7:27)	
Lead Changes		2		11	
Times Tied		0		0	
Time with Lead		00:35		39:08	

Game Notes: Fragment 1: IOWA #2 Harding (14:21, 2nd); IOWA #2 Harding (6:30, 2nd) ♦

10

MICHIGAN 90, IOWA 80

Dec. 10, 2023 | Iowa City, Iowa | Carver-Hawkeye Arena



Official Basketball Box Score - Final
Michigan at Iowa
12/10/23 Carver-Hawkeye Arena, Iowa City
2023-24 Men's Basketball

Game Time: 3:30 PM
Game Duration: 2:04
Attendance: 10,000

Officials: Jeffrey Anderson, Terry Oglesby, Doug Simons

Michigan - 90

Record: 5-5 (1-1)

NO.	Name	Min	FG		3P		FT		Reb		Fouls		TP	AS	TO	ST	Blocks		+/-	Shooting By Period								
			M	A	M	A	M	A	O	D	O	R					P	F		B	B	1st	2nd	3rd				
5	Terrance Williams II	F 33:28	5	9	3	6	0	0	4	1	5	1	0	13	3	2	1	0	1	10	1st FG% 12.30 40.0%							
13	Olivier Nkamhoua	F 30:08	5	11	2	3	0	0	1	9	10	3	0	12	2	3	1	1	1	9	3PT% 3-12 25.0%							
32	Tarris Reed Jr.	F 25:40	7	10	0	0	5	7	4	2	6	2	4	19	0	2	0	3	0	11	FT% 8-9 88.9%							
0	Dug McDaniel	G 35:21	4	12	1	5	2	2	1	4	5	3	2	11	7	2	2	0	0	15	2nd FG% 17.30 56.7%							
4	Nimari Burnett	G 32:24	4	11	2	8	4	5	1	2	3	3	14	4	1	1	1	1	15	3PT% 6-10 60.0%								
2	Tray Jackson	15:42	1	1	0	0	6	6	0	1	1	3	2	8	0	1	0	1	9	FT% 15-19 78.9%								
42	Will Tschetter	20:19	3	6	1	2	3	4	0	6	6	2	2	10	1	0	0	0	0	12	GM FG% 29-60 48.3%							
24	Youssef Khayat	01:48	0	0	0	0	2	2	0	0	0	0	1	2	0	1	0	0	-4	3PT% 2-24 37.5%								
40	George Washington III	01:25	0	0	0	0	1	2	0	0	0	0	1	1	0	0	0	0	-6	FT% 9-28 82.1%								
14	Ian Burns	01:19	0	0	0	0	0	0	0	0	0	0	0	0	0	0	0	0	-6	Dead Ball Rebounds: 3.0								
34	Jackson Selvala	01:13	0	0	0	0	0	0	0	0	0	0	0	0	0	0	0	0	-7									
45	Cooper Smith	01:13	0	0	0	0	0	0	0	1	1	0	0	0	0	0	0	0	-8									
Team																												
Totals			29-60		9-24		23-28		12		29		16		15		90		17		3		6		3		10	

Technical Fouls: Jackson 2nd 9:09

Iowa - 80

Record: 5-5 (0-2)

NO.	Name	Min	FG		3P	FT	Rebounds		Fouls		TP	AS	TO	ST	Blocks		+/-	Shooting By Period				
			M-A	M-A	M-A	M-A	OR	DR	TOT	PF					FD	BS		BA	1st	2nd	3rd	4th
22	Patrick McCaffery	F 24:49	4-12	2-5	0-0	2	2	0	2	2	0	0	0	0	1	1	4	3PT%	1-7 14.3%			
23	Ben Krikke	F 35:05	8-15	0-1	8-11	2	6	8	2	7	24	1	0	0	0	4	-10	FT%	6-8 75%			
32	Owen Freeman	F 17:50	1-1	0-0	3-4	1	3	4	3	3	5	0	0	2	1	0	-3	2nd FG%	15-30 50.0%			
11	Tony Perkins	G 30:53	5-11	1-3	8-8	1	2	3	1	4	19	4	2	4	0	1	1	3PT%	4-13 30.8%			
20	Payton Sandfort	G 26:44	4-9	2-5	0-2	0	3	3	1	1	10	3	3	1	0	0	3	FT%	13-17 76.5%			
5	Dasonte Bowen	12:33	0-1	0-0	0-0	1	1	2	0	0	5	1	0	0	0	-6	GM FG%	28-64 43.8%				
4	Josh Dix	15:11	1-5	0-4	0-0	0	1	1	0	0	2	1	1	0	0	-14	3PT%	5-20 25.0%				
13	Ladi Demebele	11:51	1-4	0-1	0-0	2	1	3	4	0	2	1	1	1	0	-14	FT%	19-25 76.0%				
2	Brook Harding	12:29	3-4	0-1	0-0	0	0	0	0	0	6	0	1	1	0	-13	Dead Ball Rebounds: 2-0					
0	Even Brauns	04:43	1-1	0-0	0-0	0	0	0	0	0	2	0	0	0	0	0	1					
24	Pryce Sandfort	07:52	0-1	0-0	0-0	0	1	1	0	0	0	1	0	0	1	0	1					
Team																						
Totals			28-64			5-20			19-25			11			21			17			80	

Technical Fouls: Coach 2nd 12:25

		MICH		IOWA	
Biggest lead		20 (2 nd 12:25)		5 (1 st 16:23)	
Best Scoring Run		11 (2 nd 16:38)		6 (1 st 4:12)	
Lead Changes		9		10	
Times Tied		10		0	
Time with Lead		27:47		05:55	

11

IOWA 88, FLORIDA A&M 52

Dec. 16, 2023 | Des Moines, Iowa | Wells Fargo Arena



Official Basketball Box Score - Final
Florida A&M at Iowa
12/16/23 Wells Fargo Arena, Des Moines, Iowa
Hy-Vee Hawkeye Showcase

Game Time: 3:37 PM
Game Duration: 1:52
Attendance: 14,786

Officials: D.J. Carstensen, Edwin Young, Rob Riley

Florida A&M - 52

Record: 2-6

NO.	Name	Min	FG		3P		FT		Rebounds		Fouls		TP	AS	TO	ST	Blocks
-----	------	-----	----	--	----	--	----	--	----------	--	-------	--	----	----	----	----	--------

13

IOWA 103, NORTHERN ILLINOIS 74

Dec. 29, 2023 | Iowa City, Iowa | Carver-Hawkeye Arena

Official Basketball Box Score - Final
NIU at Iowa
12/29/23 Carver-Hawkeye Arena, Iowa City
2023-24 Men's BasketballGame Time: 6:00 PM
Game Duration: 1:42
Attendance: 11,846

NIU - 74

Record: 6-6

Officials: Brooks Wells, Andy O'Brien, Todd Austin

NO. Name	Min	FG M-A	3P M-A	FT M-A	Rebounds OR DR TOT	Fouls PF FD	TP	AS	TO	ST	Blocks BS BA	+/-
13 Xavier Amos	28:26	2-11	2-5	0-0	0 3 3	3 1	6	3	3	1	2 1	-29
14 Yanic Konan Niederhauser	17:14	2-5	0-1	0-0	0 4 4	1 1	4	0	2	0	4 1	-1
2 Zarique Nutter	31:06	5-11	0-0	6-8	0 5 5	1 4	16	3	5	2	0 3	-35
5 Philmon Gebrewit	27:09	4-8	3-4	0-0	0 2 2	1 1	11	1	0	1	0 2	-26
11 David Coit	30:26	8-11	6-7	1-2	0 5 5	1 2	23	2	4	0	0 0	-25
23 Harvin Ibarguen	18:06	2-2	0-0	1-2	2 3 5	1 2	5	0	1	1	0 0	-31
10 Zion Russell	14:38	1-4	0-1	1-2	0 3 3	1 1	3	1	4	0	0 1	-6
15 Ethan Butler	12:23	1-1	0-0	0-1	0 1 1	0 1	2	1	1	0	0 0	-2
24 Quaran McPherson	13:41	0-3	0-0	0-0	0 0 0	0 4	0	0	1	1	0 1	-1
4 Oluwasegun Durosini	03:51	1-1	0-0	0-0	1 0 1	0 0	2	0	0	1	1 0	5
22 Steven Tipton	03:00	1-1	0-0	0-1	0 3 3	0 1	2	0	0	0	0 0	6
Team					1 2 3		0	0				
Totals	27:58	11-18	9-16	4 31	35	13	14	74	11	21	7 9	-29

Technical Fouls: NONE

Shooting By Period		
1st FG%	18-27	66.7%
3PT%	8-11	72.7%
FT%	4-6	66.7%
2nd FG%	9-31	29.0%
3PT%	3-7	42.9%
FT%	5-10	50%
GM FG%	27-58	46.6%
3PT%	11-18	61.1%
FT%	9-16	56.3%
Dead Ball Rebounds: 4 0		

Iowa - 103

Record: 9-5

NO.	Name	Min	FG M-A	3P M-A	FT M-A	Rebounds OR DR TOT	Fouls PF FD	TP	AS	TO	ST	Blocks BS BA	+/-
22	Patrick McCaffery	F 20:10	4-10	1-3	0-0	1 1 2	0 0	9	1	0	0	0	29
23	Ben Krikke	F 27:31	9-12	1-1	1-1	1 6 7	2 1	20	3	0	2	1	34
32	Owen Freeman	F 23:52	6-11	0-0	0-0	5 4 9	2 1	12	0	1	4	3	12
11	Tony Perkins	G 24:03	5-13	0-0	0-0	1 1 2	3 2	10	8	2	3	0	31
20	Payton Sandfort	G 18:27	6-10	2-5	2-2	0 7 7	1 1	16	3	0	0	0	28
4	Josh Dix	F 16:18	4-5	0-1	0-0	0 2 2	1 0	8	1	0	1	2	15
5	Dasonte Bowen	L 12:56	5-8	1-3	4-5	1 0 1	1 4	15	2	1	1	0	7
2	Brook Harding	L 12:57	0-4	0-3	1-2	0 0 0	0 1	1	3	1	2	0	4
13	Ladi Dembele	08:20	0-0	0-0	0-2	0 2 2	2 1	0	0	1	0	2	-1
24	Pryce Sandfort	L 17:35	3-4	3-3	0 3 3	0 2 2	12 2	0	0	0	1	0	12
0	Even Brauns	05:00	0-0	0-0	0-0	1 0 1	0 0	0	0	0	1	1	-3
14	Carter Kingsbury	03:51	0-2	0-1	0-0	0 1 1	0 0	0	0	0	0	0	-5
1	Spencer Hutchison	03:00	0-2	0-2	0-0	1 0 1	1 0	0	0	0	0	0	-6
10	Jovone Cater	03:00	0-2	0-2	0-0	0 0 0	0 0	0	0	0	0	0	-6
25	Luc Laketa	03:00	0-0	0-0	0-0	0 0 0	1 0	0	0	1	0	0	-6
Team						1 3 4		0	0				
Totals				42-84	8-25	11-15	12 30 42	14 13	103	23	7	15 9	7 29

Technical Fouls: NONE

Shooting By Period		
1st FG%	24-46	52.2%
3PT%	4-9	44.4%
FT%	2-3	66.7%
2nd FG%	18-38	47.4%
3PT%	4-16	25.0%
FT%	9-12	75%
GM FG%	42-84	50.0%
3PT%	8-25	32.0%
FT%	11-15	73.3%
Dead Ball Rebounds: 3 0		

	NIU	UI
Biggest lead	5 (1 st 18:28)	37 (2 nd 4:20)
Best Scoring Run	6 (1 st 1:07)	13 (1 st 12:15)
Lead Changes	5	
Times Tied	4	
Time with Lead	02:34	35:39

Points from	NIU	UI
Turnovers	6	18
Paint	30	56
Second Chance	5	11
Fast Breaks	13	38
Bench	14	36

Period by Period Scoring			
	1st	2nd	TOT
NIU	48	26	74
UI	54	49	103

15

IOWA 86, RUTGERS 77

Jan. 6, 2024 | Iowa City, Iowa | Carver-Hawkeye Arena

Official Basketball Box Score - Final
Rutgers at Iowa
01/06/24 Carver-Hawkeye Arena, Iowa City, Iowa
2023-24 Men's BasketballGame Time: 11:00 AM
Game Duration: 2:02
Attendance: 9,273

Rutgers - 77

Record: 8-6 (0-3)

Officials: Paul Szlez, Tim Comer, Rob Riley, Sr.

NO. Name	Min	FG M-A	3P M-A	FT M-A	Rebounds OR DR TOT	Fouls PF FD	TP	AS	TO	ST	Blocks BS BA	+/-
3 Mawot Mag	32:16	7-15	3-6	7-10	5 5 10	2 5	24	1	3	2	1 0	-9
5 Aundrea Hyatt	24:57	4-10	1-4	0-0	1 4 5	3 0	9	0	2	2	0 1	-17
11 Clifford Omoruyi	27:30	1-4	0-0	4-4	3 6 9	3 3	6	0	2	0	4 0	-5
0 Derek Simpson	17:46	3-8	0-1	0-0	0 2 2	3 2	6	2	2	0	0 1	-12
2 Noah Fernandes	14:43	0-3	0-1	0-0	0 0 0	2 0	0	1	0	0	0 1	-12
24 Austin Williams	23:07	6-8	2-3	0-1	0 4 4	0 2	14	0	2	0	0 0	-6
1 Jamichael Davis	23:55	4-12	0-1	2-2	3 2 5	0 3	10	3	3	2	1 0	9
10 Gavin Griffiths	09:41	1-5	0-1	0-0	2 1 3	2 0	2	0	1	0	1 0	2
13 Antwone Woolfolk	12:30	1-1	0-0	2-2	1 2 3	3 2	4	0	1	1	0 0	-5
9 Oskar Palmquist	13:35	1-5	0-2	0-0	2 1 3	3 0	2	1	0	2	0 1	10
Team					1 1 2		0	0				
Totals	28:71	6-19	15-19	18 28	46	21	17	8	16	9	7 4	-9

Technical Fouls: NONE

Shooting By Period		
1st FG%	11-33	33.3%
3PT%	3-8	37.5%
FT%	9-12	75%
2nd FG%	17-38	44.7%
3PT%	3-11	27.3%
FT%	6-7	85.7%
GM FG%	28-71	39.4%
3PT%	6-19	31.6%
FT%	15-19	78.9%
Dead Ball Rebounds: 1 0		

Iowa - 86

Record: 9-6 (1-3)

NO. Name	Min	FG M-A	3P M-A	FT M-A	Rebounds OR DR TOT	Fouls PF FD	TP	AS	TO	ST	Blocks BS BA	+/-
23 Ben Krikke	35:35	6-15	0-2	7-9	3 7 10	2 6	19	3	2	1	0 1	21
32 Owen Freeman	26:04	5-7	0-0	5-6	2 2 4	2 7	15	1	1	0	2 1	17
4 Josh Dix	26:13	2-4	1-1	2-2	0 4 4	1 2	7	4	1	1	0 0	7
11 Tony Perkins	29:52	6-13	1-1	2-2	0 2 2	0 2	15	2	3	4	1 1	11
20 Payton Sandfort	31:42	8-12	5-8	3-3	2 6 8	3 2	24	3	2	1	1 0	14
5 Dasonte Bowen	17:80	1-5	0-0	2-2	0 2 2	3 1	4	1	2	1	0 3	-1
13 Ladi Dembele	09:06	0-2	0-0	0-0	0 1 1	2 1	0	1	0	0	0 1	-13
2 Brook Harding	09:24	0-3	0-1	0-0	0 0 0	2 0	0	2	1	1	0 0	-5
24 Pryce Sandfort	12:47	1-2	0-1	0-0	0 2 2	0 0	2	0	0	0	0 0	-4
0 Even Brauns	01:15	0-0	0-0	0-0	0 0 0	2 0	0	0	1	0	0 0	-2
Team					1 2 3		0	1				
Totals	29:43	7-14	21-24	8 28	36	17	21	86	17	14	9 4	7 9

Technical Fouls: NONE

Shooting By Period		
1st FG%	14-35	40.0%
3PT%	3-8	37.5%
FT%	10-11	90.9%
2nd FG%	15-28	53.6%
3PT%	4-6	66.7%
FT%	11-13	84.6%
GM FG%	29-63	46.0%
3PT%	7-14	50.0%
FT%	21-24	87.5%
Dead Ball Rebounds: 1 0		

	RUT		IOWA		Points from		RUT	IOWA	Period by Period Scoring				
Biggest lead	1 (1 st 17:36)		18 (2 nd 2:53)		Turnovers		18	16	1st		2nd	TOT	
Best Scoring Run	6 (1 st 0:00)		11 (2 nd 14:33)		Paint		36	38	RUT		34	43	77
Lead Changes	2				Second Chance		14	13	IOWA		41	45	86
Times Tied	1				Fast Breaks		13	11					
Time with Lead	00:19	37:43			Bench		32	6					

14

#21 WISCONSIN 83, IOWA 72

Jan. 2, 2024 | Madison, Wis. | Kohl Center

Official Basketball Box Score - Final
Iowa at Wisconsin
01/02/24 Kohl Center, Madison
2023-24 Men's BasketballGame Time: 6:00 PM
Game Duration: 1:57
Attendance: 15,725

Iowa - 72

Record: 8-6 (0-3)

Officials: Jeffrey Anderson, Don Dalry, Owen Short

NO. Name	Min	FG M-A	3P M-A	FT M-A	Rebounds OR DR TOT	Fouls PF FD	TP	AS	TO	ST	Blocks BS BA	+/-
22 Patrick McCaffery	26:25	2-9	0-4	1-1	0 3 3	2 1	5	4	3	1	0 0	-1
23 Ben Krikke	20:26	3-4	1-1	3-5	0 1 1	4 3	10	2	2	0	0 0	4
32 Owen Freeman	36:20	7-9	0-0	0-0	2 11 13	2 0	14	1	2	1	3 0	-11
11 Tony Perkins	31:33	8-14	2-2	7-9	1 3 4	3 9	25	2	2	3	0 0	-12
20 Payton Sandfort	34:09	3-11	3-7	0-0	2 3 5	2 0	9	0	2	0	0 0	-11
4 Josh Dix	10:27	0-1	0-0	0-0	0 0 0	0 0	0	0	0	0	0 0	-3
5 Dasonte Bowen	13:28	3-8	0-0	0-1	1 1 2	2 2	6	1	1	0	0 0	-5
2 Brook Harding	11:22	1-3	1-1	0-0	0 0 0	0 0	3	3	2	0	0 0	-12
13 Ladi Dembele	07:44	0-1	0-1	0-0	0 1 1	2 0	0	0	0	0	0 0	-8
24 Pryce Sandfort	06:26	0-2	0-1	0-0	0 0 0	1 0	0	0	0	0	0 0	2
0 Even Brauns	01:40	0-0	0-0	0-0	0 0 0	1 0	0	0	0	0	0 0	2
Team					2 1 3		0	0				
Totals	27:02	7-17	11-16	8 24	32	22	15	72	13	14	5 3	11

Technical Fouls: NONE

Wisconsin - 83

Record: 10-3 (2-0)

NO. Name	Min	FG M-A	3P M-A	FT M-A	Rebounds OR DR TOT	Fouls PF FD	TP	AS	TO	ST	Blocks BS BA	+/-
5 Tyler Wahl	F 28:37	4-6	0-0	11-13	3 5 8	1 9	19	2	1	2	1 0	4
22 Steven Crowl	F 32:37	6-10	2-2	0-0	2 11 13	3 0	14	2	4	0	1 1	18
2 AJ Storr	F 30:35	7-13	1-6	1-2	0 2 2	1 1	16	1	2	0	1 1	12
11 Max Klesmit	G 29:59	4-8	1-5	6-8	0 1 1	1 4	15	4	0	1	0 0	7
23 Chucky Hepburn	G 25:02	2-5	0-1	0-1	0 2 2	4 1	4	3	2	2	0 0	11
4 Kamari McGee	T 10:09	1-1	0-0	0-0	0 2 2	1 0	2	2	1	3	0 0	5
25 John Blackwell	T 23:54	1-5	0-1	3-6	1 3 4	2 4	5	1	3	1	0 1	-2
14 Carter Gilmore	T 11:28	0-1	0-0	3-4	2 1 3	1 2	3	0	0	0	0 0	0
3 Nolan West	G 07:19	2-3	0-1	0-1	0 1 1	1 5	1	1	0	0	0 0	12
31 Connor Essagian	T 00:21	0-0	0-0	0-1	0 1 1	0 0	0	0	0	0	0 0	0
Team					0 1 1	0	0	0	0	0		
Totals		27-52	4-16	25-35	8 30 38	15 22	83	15	13	9	3 3	11

2023-24 IOWA MEN'S BASKETBALL \ \ BOX SCORES

@IOWAKHOOPS

17

IOWA 86, MINNESOTA 77

Jan. 15, 2024 | Minneapolis, Minn. | Williams Arena

Official Basketball Box Score - Final
Iowa at Minnesota
01/15/24 Williams Arena, Minneapolis
2023-24 Men's BasketballGame Time: 5:00 PM
Game Duration: 1:53
Attendance: 8,379

Officials: Jeffrey Anderson, Lamont Simpson, Steve McJunkins

Iowa - 86 Record: 11-6 (3-3)

NO. Name		Min	FG M-A	3P M-A	FT M-A	Rebounds OR DR TOT	Fouls PF FD	TP	AS	TO	ST	Blocks BS BA	+/-
23 Ben Krikke	F	36:54	11-17	0-0	3-3	1 4 5	2 3	25	3	2	1	0 0 0	7
32 Owen Freeman	F	17:20	5-6	0-0	2-3	2 6 8	5 3	12	1	1	1	0 0 0	-6
4 Josh Dix	G	32:13	7-12	2-4	5-5	0 4 4	0 4	21	5	2	2	0 0 0	-3
11 Tony Perkins	G	26:03	6-9	0-2	1-3	3 0 3	1 3	13	5	1	0	1 -3	-3
20 Payton Sandfort	G	33:16	4-11	1-6	0-0	0 4 4	2 0	9	2	2	1	0 0 0	9
2 Brock Harding		15:05	1-3	0-0	2-2	0 2 2	3 1	4	4	1	1	0 0 0	10
5 Dasonte Bowen		13:22	1-2	0-0	0-0	0 2 2	0 1	2	3	0	1	0 0 0	13
13 Ladi Dembele		14:33	0-2	0-1	0-0	1 5 6	4 1	0	0	1	2	1 1	17
24 Pryce Sandfort		07:06	0-3	0-0	0-0	1 0 1	0 0	0	0	0	0	0 0 0	1
0 Even Brauns		04:08	0-0	0-0	0-0	0 0 0	2 0	0	0	0	0	0 0 0	1
Team						1 1 2							
Totals			35-65	3-13	13-16	9 28 37	19 16 86	23	11	9	2	2 2 9	

Technical Fouls: NONE

Shooting By Period		
1 st FG%	17-35	48.6%
3PT%	4-5	80%
FT%	13-16	81.3%
2 nd FG%	18-30	60.0%
3PT%	2-7	28.6%
FT%	9-11	81.8%
GM FG%	35-65	53.8%
3PT%	3-13	23.1%
FT%	13-16	81.3%

Dead Ball Rebounds: 1.0

Minnesota - 77 Record: 12-5 (3-3)

NO. Name	Min	FG M-A	3P M-A	FT M-A	Rebounds OR DR TOT	Fouls PF FD	TP	AS	TO	ST	Blocks BS BA	+/-
1 Joshua Ola-Joseph	F 22:59	7-9	1-3	0-0	0 2 2	2 1	15	0	0	0 0 0	1	-2
3 Dawson Garcia	F 35:12	9-17	0-4	12-15	1 3 4	3 11	30	2	2	1 0 0	-1	-2
0 Elijah Hawkins	G 38:29	0-4	0-4	1-2	0 5 5	5 2	1	9	2	4 0 0	-6	-6
2 Mike Mitchell Jr.	G 25:47	3-8	1-6	0-0	1 1 2	4 0	7	5	3	1 0 0	0	0
24 Cam Christie	G 23:39	5-9	2-6	0-0	0 2 2	1 0	12	1	1	1 0 0	-4	-4
4 Braeden Carrington	24:17	2-7	0-5	0-1	2 3 5	0 1	4	2	2	1 0 0	-12	-12
21 Pharrel Payne	14:24	1-2	0-0	1-2	1 3 4	0 2	3	0	1	0 1 1	-12	-12
23 Parker Fox	09:20	0-1	0-0	2-4	1 1 2	1 2	2	1	0	0 0 0	-9	-9
5 Isaiah Ihnen	05:53	1-1	1-1	0-0	0 1 1	0 0	3	0	0	0 1 0	-1	-1
Team					1 2 3							
Totals		28-58	5-29	16-24	7 23 30	16 19 77	20	12	8	2 2 9		

Technical Fouls: NONE

Shooting By Period		
1 st FG%	13-30	43.3%
3PT%	1-4	7.1%
FT%	5-7	71.4%
2 nd FG%	15-28	53.6%
3PT%	4-15	26.7%
FT%	11-17	64.7%
GM FG%	28-58	48.3%
3PT%	5-29	17.2%
FT%	16-24	66.7%

Dead Ball Rebounds: 3.0

	UIA	UMN
Biggest lead	12 (2 nd 10:38)	11 (1 st 16:07)
Best Scoring Run	7 (1 st 14:30)	10 (1 st 16:53)
Lead Changes	2	1
Times Tied	2	0
Time with Lead	31:13	07:22

Points from Turnovers			Period by Period Scoring		
UIA	UMN	TOT	1st	2nd	TOT
Paint	56	38			
Second Chance	15	12			
Fast Breaks	14	13			
Bench	6	12			
UIA	39	47			86
UMN	32	45			77

18

#2 PURDUE 84, IOWA 70

Jan. 24, 2024 | Iowa City, Iowa | Carver-Hawkeye Arena

Official Basketball Box Score - Final
Purdue at Iowa
01/24/24 Carver-Hawkeye Arena, Iowa City, Iowa
2023-24 Men's BasketballGame Time: 1:00 PM
Game Duration: 1:58
Attendance: 14,232

Officials: Jeffrey Anderson, Brian McNutt, Rob Kuennean

Purdue - 84 Record: 17-2 (6-2)

NO. Name	Min	FG M-A	3P M-A	FT M-A	Rebounds OR DR TOT	Fouls PF FD	TP	AS	TO	ST	Blocks BS BA	+/-
4 Trey Kaufman-Renn	F 14:16	2-4	0-0	0-0	1 4 5	2 2	4	3	1	0 0 0	4	4
15 Zach Edey	C 34:31	10-15	0-0	10-15	8 10 18	3 10	30	2	1	0 4 0	10	10
2 Fletcher Loyer	G 32:16	5-10	2-6	0-0	0 2 2	1 1	12	1	2	0 0 0	5	5
3 Braden Smith	G 39:12	4-12	1-5	0-0	1 5 6	2 0	9	9	4	1 1 1	15	15
55 Lance Jones	G 31:49	4-12	4-9	5-6	2 4 6	3 4	17	1	1	1 1 0	12	12
0 Mason Gillis	23:03	2-4	2-4	0-0	2 3 5	1 2	6	1	1	1 0 0	14	14
25 Ethan Morton	08:50	1-3	0-1	0-0	0 2 2	0 0	2	0	1	1 0 0	0	0
1 Caleb Furst	08:10	1-2	0-0	0-0	1 1 2	0 0	2	1	0	0 0 0	1	1
23 Camden Heide	07:53	1-5	0-1	0-0	4 0 4	3 0	2	1	0	0 0 0	9	9
Team					0 0 0							
Totals		30-67	9-26	15-21	19 31 50	15 19 84	19	11	4	6 1 14		

Technical Fouls: NONE

Shooting By Period		
1 st FG%	19-38	50.0%
3PT%	5-12	41.7%
FT%	4-6	66.7%
2 nd FG%	11-29	37.9%
3PT%	4-14	28.6%
FT%	11-15	73.3%
GM FG%	30-67	44.8%
3PT%	9-26	34.6%
FT%	15-21	71.4%

Dead Ball Rebounds: 4.0

Iowa - 70 Record: 11-7 (3-4)

NO. Name	Min	FG M-A	3P M-A	FT M-A	Rebounds OR DR TOT	Fouls PF FD	TP	AS	TO	ST	Blocks BS BA	+/-
23 Ben Krikke	F 36:04	4-9	0-1	2-4	0 2 2	3 3	10	0	2	1 0 0	-6	-6
32 Owen Freeman	F 20:46	3-6	0-0	0-0	0 2 2	4 0	6	2	0	1 0 2	-2	-2
4 Josh Dix	G 32:32	3-7	1-1	2-2	0 1 1	3 1	9	7	0	2 0 1	6	6
11 Tony Perkins	G 36:28	10-19	0-3	4-6	2 3 5	2 7	24	4	0	1 1 3	-4	-4
20 Payton Sandfort	G 37:35	5-12	3-10	3-3	1 6 7	2 1	16	0	1	1 0 0	-13	-13
5 Dasonte Bowen	07:28	0-0	0-0	0-0	0 1 1	0 0	0	1	0	0 0 0	-20	-20
13 Ladi Dembele	14:35	1-4	0-1	0-1	1 4 5	3 2	2	0	3	0 0 0	-20	-20
2 Brock Harding	04:16	0-1	0-0	0-0	0 0 0	0 0	1	0	1	0 0 0	-8	-8
0 Even Brauns	08:31	0-0	0-0	0-0	0 0 0	2 0	0	1	0	0 0 0	0	0
24 Pryce Sandfort	01:45	1-1	1-1	0-0	0 0 0	0 0	0	3	0	0 0 0	-3	-3
Team					0 1 1							
Totals		27-59	5-17	11-16	4 20 24	19 15 70	15	7	6	1 6 14		

Technical Fouls: NONE

Shooting By Period		
1 st FG%	14-31	45.2%
3PT%	3-10	30.0%
FT%	3-6	50%
2 nd FG%	13-28	46.4%
3PT%	2-7	28.6%
FT%	8-10	80%
GM FG%	27-59	45.8%
3PT%	5-17	29.4%
FT%	11-16	68.8%

Dead Ball Rebounds: 2.0

	PUR	IOWA
Biggest lead	19 (2 nd 13:02)	4 (1 st 16:54)
Best Scoring Run	14 (1 st 8:42)	8 (2 nd 11:46)
Lead Changes	3	1
Times Tied	2	0
Time with Lead	31:41	07:22

Points from Turnovers			Period by Period Scoring		
PUR	IOWA	TOT	1st	2nd	TOT
Paint	36	34			
Second Chance	18	6			
Fast Breaks	0	7			
Bench	12	5			
PUR	47	37			84
IOWA	34	36			70

19

MARYLAND 69, IOWA 67

Jan. 24, 2024 | Iowa City, Iowa | Carver-Hawkeye Arena

Official Basketball Box Score - Final
Maryland at Iowa
01/24/24 Carver-Hawkeye Arena, Iowa City, Iowa
2023-24 Men's BasketballGame Time: 6:00 PM
Game Duration: 2:02
Attendance: 8,532

Officials: Paul Szab, Earl Walton, Kevin Bill

Maryland - 69 Record: 12-8 (4-5)

NO. Name	Min	FG M-A	3P M-A	FT M-A	Rebounds OR DR TOT	Fouls PF FD	TP	AS	TO	ST	Blocks BS BA	+/-
10 Julian Reese	F 37:45	6-9	0-0	5-8	5 4 9	3 8	17	1	2	1	5 0 3	3
22 Jordan Geronimo	F 15:32	2-3	0-0	0-0	1 2 3	4 1	4	0	3	1 3 0	-3	-3
24 Donta Scott	F 33:03	5-11	2-5	2-2	0 2 2	3 1	14	2	2	1 0 1	9	9
1 Jahmir Young	G 37:31	7-15	3-4	5-6	1 6 7	2 6	22	4	3	1 0 0	0	0
5 DeShawn Harris-Smith	G 25:41	2-4	0-0	2-2	0 2 2	4 1	6	0	0	0 0 0	0	0
12 Jamie Kaiser, Jr.	19:29	0-4	0-3	0-2	1 3 4	1 1	0	0	0	2 0 1	5	5
2 Jahari Long	24:47	2-4	2-2	0-0	0 0 0	1 0	6	3	3	0 0 1	-5	-5
11 Noah Batchelor	03:57	0-1	0-1	0-0	0 0 0	0 0	0	0	0	0 0 0	-4	-4
35 Caelum Swanton-Rodger	02:15	0-0	0-0	0-0	0 0 0	1 0	0	0	0	0 0 0	-1	-1
Team					0 2 2							
Totals		24-51	7-15	14-20	8 21 29	19 18 69	10	14	6	8 3 2		

Technical Fouls: NONE

Shooting By Period		
1 st FG%	11-27	40.7%
3PT%	4-7	57.1%
FT%	2-2	100%
2 nd FG%	13-24	54.2%
3PT%	3-8	37.5%
FT%	12-18	66.7%
GM FG%	24-51	47.1%
3PT%	7-15	46.7%
FT%	14-20	70.0%

Dead Ball Rebounds: 2.0

Iowa - 67 Record: 11-8 (3-5)

NO. Name	Min	FG M-A	3P M-A	FT M-A	Rebounds OR DR TOT	Fouls PF FD	TP	AS	TO	ST	BS BA	+/-
23 Ben Krikke	F 34:12	3-11	0-1	3-4	2 2 4	1 2	9	1	2	0	3	-6
32 Owen Freeman	F 27:55	6-11	0-0	2-3	5 4 9	5 14	1	2	0	1	4	6
4 Josh Dix	G 29:17	3-6	2-4	0-0	0 1 1	2 1	8	2	1	0	0	-8
11 Tony Perkins	G 32:18	4-9	1-2	11-11	2 1 3	2 6	20	2	2	3	0	-7
20 Payton Sandfort	G 29:37	3-9	0-4	0-0	0 7 7	2 0	6	1	2	1	2	-1
0 Even Brauns	07:16	2-2	0-0	0-0	1 2 3	1 1	4	0	0	0	0	0
22 Patrick McCaffery	09:31	2-4	0-1	0-0	0 2 2	1 0	4	0	2	0	0	0
5 Dasonte Bowen	09:45	0-0	0-0	0-0	0 1 1	2 1	0	2	1	0	0	4
2 Brock Harding	15:03	1-5	0-2	0-0	0 0 0	2 1	2	2	1	1	0	1
24 Pryce Sandfort	05:07	0-0	0-0	0-0	0 0 0	0 2	0	0	0	0	0	0
Team					3 3 6			0	1			
Totals		24-57	3-14	16-18	13 23 36	18 19	67	11	14	5	3 8	-2

21

INDIANA 74, IOWA 68

Jan. 30, 2024 | Bloomington, Ind. | Assembly Hall



Official Basketball Box Score - Final
Iowa at Indiana
01/30/24 Simon Skjold Assembly Hall, Bloomington, Indiana
2023-24 Men's Basketball

Game Time: 7:00 PM
Game Duration: 2:07
Attendance: 17,222

Officials: DJ Carstensen, Bart Lenox, Terry Oglesby

Iowa - 68

Record: 12-9 (4-6)

NO. Name	Min	FG M-A	3P M-A	FT M-A	Rebounds OR DR TOT	Fouls PF FD	TP	AS	TO	ST	Blocks BS BA	+/-
23 Ben Krikke	F 26:19	1-9	0-0	0-0	3 0 3	2 1	2	1	0	0	2 1	-
32 Owen Freeman	F 23:35	2-3	0-0	0-0	1 1 2	4 0	4	2	0	2	1 1	-12
4 Josh Dix	G 24:45	3-8	1-4	3-4	1 0 1	0 3	10	1	0	0	0 1	-15
11 Tony Perkins	G 36:35	9-18	0-2	4-6	0 4 4	1 8	22	3	2	3	2 3	5
20 Payton Sandfort	G 36:35	7-16	5-12	7-7	1 7 8	3 4	26	1	1	1	0 0	5
13 Ladi Dembele	14:59	0-4	0-2	0-0	1 3 4	0 4	0	0	0	1	0 0	-1
22 Patrick McCaffery	18:34	0-3	0-1	0-0	0 3 3	1 0	0	0	0	0	0 0	-9
5 Dasonte Bowen	03:25	0-1	0-0	0-0	0 0 0	0 0	0	0	0	0	0 0	-11
2 Brock Harding	11:26	1-3	0-1	2-2	0 1 1	1 1	4	2	0	1	0 1	4
24 Pryce Sandfort	03:47	0-0	0-0	0-0	0 0 0	0 0	0	0	1	0	0 0	3
Team					4 2 6	0 0	0	0	0	0	0 0	
Totals		23-65	6-22	16-19	11 21 32	16 17	68	10	3	9	3 8	-6

Technical Fouls: NONE

Shooting By Period		
1 st FG%	9-32	28.1%
3PT%	4-13	30.8%
FT%	6-6	100%
2 nd FG%	14-33	42.4%
3PT%	2-9	22.2%
FT%	10-13	76.9%
GM FG%	23-65	35.4%
FT%	16-19	84.2%
Dead Ball Rebounds: 1, 1		

Indiana - 74

Record: 13-8 (5-5)

NO. Name	Min	FG M-A	3P M-A	FT M-A	Rebounds OR DR TOT	Fouls PF FD	TP	AS	TO	ST	Blocks BS BA	+/-
5 Malik Reneau	F 02:33	1-1	0-0	0-0	0 0 0	0 0	2	1	0	0	1 0	6
21 Mackenzie Mgbako	F 22:52	4-17	2-8	1-2	1 2 3	3 1	11	2	0	0	0 2	3
1 Kefel Ware	C 35:23	8-10	1-1	6-11	5 5 10	1 7	23	2	1	0	3 0	13
0 Xavier Johnson	G 32:13	3-8	1-3	2-3	1 1 2	4 3	9	3	2	1	0 0	-13
32 Trey Galloway	G 38:08	3-8	0-3	3-4	1 6 7	3 2	9	4	5	2	0 0	6
4 Anthony Walker	26:24	2-5	0-1	0-0	1 3 4	1 0	4	3	2	0	2 1	-4
3 Anthony Leal	21:34	4-6	3-4	2-2	1 6 7	2 3	13	1	1	0	0 1	13
2 Gabe Cupps	11:22	1-1	1-1	0-0	1 1 2	1 0	3	2	0	0	0 0	14
11 CJ Gunn	04:55	0-1	0-1	0-0	0 2 0	0 0	0	0	0	0	0 0	-1
24 Payton Sparks	04:37	0-0	0-0	0-0	0 1 1	0 0	0	0	0	0	1 0	-7
Team					3 5 8	0 0	0	0	0	0	0 0	
Totals		26-57	8-22	14-22	13 32 45	17 16	74	18	11	3	8 3	6

Technical Fouls: NONE

Shooting By Period		
1 st FG%	16-27	59.3%
3PT%	5-12	41.7%
FT%	2-3	66.7%
2 nd FG%	10-30	33.3%
3PT%	3-10	30.0%
FT%	12-19	63.2%
GM FG%	26-57	45.6%
3PT%	8-22	36.4%
FT%	14-22	63.6%
Dead Ball Rebounds: 4, 1		

	Iowa	IND							
Biggest lead	3 (2 nd 7:56)	17 (1 st 1:27)	Points from Turnovers	Iowa	IND	Period by Period Scoring			
Best Scoring Run	9 (2 nd 14:28)	12 (1 st 7:02)	Paint	24	32	1st	2nd	TOT	
Lead Changes	6	4	Second Chance	4	15	Iowa	28	40	68
Times Tied	7	1	Fast Breaks	19	4	IND	39	35	74
Time with Lead	02:05	35:13	Bench	4	20				

23

PENN STATE 89, IOWA 79

Feb. 8, 2024 | University Park, Pa. | Bryce Jordan Center



Official Basketball Box Score - Final
Iowa at Penn St.
02/08/24 Bryce Jordan Center, State College
2023-24 Men's Basketball

Game Time: 7:00 PM
Game Duration: 1:58
Attendance: 8,140

Officials: Paul Szelc, Jeffrey Anderson, Deldre Carr

Iowa - 79

Record: 13-10 (5-7)

NO. Name	Min	FG M-A	3P M-A	FT M-A	Rebounds OR DR TOT	Fouls PF FD	TP	AS	TO	ST	Blocks BS BA	+/-
23 Ben Krikke	F 38:35	10-18	0-0	2-3	3 2 5	4 3	22	0	4	1	0 0	-7
32 Owen Freeman	F 25:43	4-4	0-0	1-1	0 5 5	2 1	9	0	0	2	1 0	1
4 Josh Dix	G 22:11	3-5	0-0	3-3	1 1 2	3 2	9	0	2	1	0 0	-4
11 Tony Perkins	G 31:23	5-8	1-2	0-0	0 3 3	1 4	0	11	8	5	1 0	0
20 Payton Sandfort	G 27:17	3-9	2-7	0-0	0 3 3	1 2	8	0	2	0	0 0	7
5 Dasonte Bowen	07:56	0-2	0-0	0-0	0 0 0	2 0	0	1	0	0	0 0	-11
22 Patrick McCaffery	21:49	5-7	0-1	1-1	0 2 2	2 1	11	2	2	1	0 0	-18
13 Ladi Dembele	10:56	0-1	0-1	0-0	1 2 3	1 0	0	2	2	1	0 0	-9
2 Brock Harding	03:10	1-2	0-0	2-2	0 0 0	1 3	4	1	0	2	0 0	3
0 Even Brauns	02:46	0-0	0-0	0-0	1 1 1	1 1	0	0	0	0	0 0	-1
24 Pryce Sandfort	08:17	2-3	1-2	0-0	1 1 2	2 1	5	1	0	0	0 0	3
Team					0 1 1	0 0	0	1	0	0	0 0	
Totals		33-59	4-15	9-10	9 19 28	22 14	79	15	18	9	1 1	-10

Technical Fouls: NONE

Shooting By Period		
1 st FG%	14-30	46.7%
3PT%	2-8	25.0%
FT%	4-4	100%
2 nd FG%	19-29	65.5%
3PT%	2-7	28.6%
FT%	5-6	83.3%
GM FG%	33-59	55.9%
3PT%	4-15	26.7%
FT%	9-10	90.0%
Dead Ball Rebounds: 0, 0		

Penn St. - 89

Record: 12-11 (6-6)

NO. Name	Min	FG M-A	3P M-A	FT M-A	Rebounds OR DR TOT	Fouls PF FD	TP	AS	TO	ST	Blocks BS BA	+/-
22 Qudus Wahab	F 25:46	6-8	0-0	2-2	4 3 7	2 2	14	3	1	0	0 0	13
24 Zach Hicks	F 32:53	3-9	3-6	5-6	1 5 6	0 3	14	2	2	2	1 0	6
1 Ace Baldwin Jr.	G 36:46	5-7	3-4	9-9	0 2 2	3 7	22	6	5	4	0 1	16
2 D'Marco Dunn	G 30:31	4-8	2-3	2-2	0 2 2	1 1	12	0	0	2	0 0	1
3 Nick Kern	G 22:08	1-3	0-0	4-4	1 2 3	1 2	6	4	1	1	0 0	17
0 Karys Clay	18:44	2-4	1-1	3-6	0 0 0	1 4	8	3	2	1	0 0	-5
14 Darnellus Lilley	13:42	2-2	0-0	0-0	2 4 4	1 4	0	1	0	0	0 0	-6
5 Jameel Brown	14:12	3-8	3-8	0-2	0 1 1	2 1	9	0	1	1	0 0	-4
11 Leo O'Boyle	05:18	0-1	0-1	0-0	0 1 1	0 1	0	0	0	0	0 0	2
Team					0 0 0	0 0	0	0	0	0	0 0	
Totals		26-50	12-23	25-31	8 18 26	14 22	89	18	13	11	1 1	10

Technical Fouls: NONE

Shooting By Period		
1 st FG%	13-25	52.0%
3PT%	6-13	46.2%
FT%	10-14	71.4%
2 nd FG%	13-25	52.0%
3PT%	6-10	60.0%
FT%	15-17	88.2%
GM FG%	26-50	52.0%
3PT%	12-23	52.2%
FT%	25-31	80.6%
Dead Ball Rebounds: 3, 0		

	IOWA	PSU	Points from	IOWA	PSU	Period by Period Scoring			
Biggest lead	7 (1 st 14:25)	11 (2 nd 0:53)	Turnovers	15	14		1st	2nd	TOT
Best Scoring Run	8(2 nd 9:54)	11(1 st 6:21)	Paint	46	26	IOWA	34	45	79
Lead Changes	6		Second Chance	13	14				
Times Tied	7		Fast Breaks	10	3		PSU	42	47
Time with Lead	08:28	27:45	Bench	20	21				

22

IOWA 79, OHIO STATE 77

Feb. 2, 2024 | Iowa City, Iowa | Carver-Hawkeye Arena



Official Basketball Box Score - Final
Ohio St. at Iowa
02/02/24 Carver-Hawkeye Arena, Iowa City, Iowa
2023-24 Men's Basketball

Game Time: 6:00 PM
Game Duration: 2:06
Attendance: 9,986

Officials: Doug Simons, John Gaffney, Brooks Wells

Ohio St. - 77

Record: 13-9 (3-6)

NO. Name	Min	FG M-A	3P M-A	FT M-A	Rebounds OR DR TOT	Fouls PF FD	TP	AS	TO	ST	Blocks BS BA	+/-
10 Jamison Battle	F 25:10	6-12	3-5	2-2	1 2 3	2 2	17	0	4	1	0 0	0
34 Felix Okpara	C 31:26	5-7	0-0	4-6	7 1 8	3 5	14	2	2	2	0 0	-8
1 Roddy Gayle Jr.	G 37:52	4-12	1-4	3-3	1 3 4	2 3	12	3	2	1	0 2	2
2 Bruce Thornton	G 35:18	4-8	2-4	4-4	0 2 2	3 2	14	5	0	0	0 1	-6
12 Evan Mahaffey	G 30:41	3-7	0-0	0-0	2 3 5	0 5	6	4	0	0	1 0	0
21 Devin Royal	17:21	4-8	0-1	1-2	1 2 3	3 1	9	0	1	0	0 0	1
23 Zed Key	03:14	0-1	0-0	0-0	0 2 2	0 0	0	1	0	0	0 0	1
4 Dale Bonner	13:16	1-3	1-2	2-4	0 1 1	0 3	5	0	0	0	0 0	-3
15 Bowen Hardman	05:42	0-0	0-0	0-0	0 0 0	0 0	0	0	0	0	0 0	3
Team					1 1 2	0 0	0	1	0	0	0 0	
Totals		27-58	7-16	16-21	13 17 30	18 16	77	15	10	4	3 6	-2

Technical Fouls: NONE

Shooting By Period		
1 st FG%	16-31	51.6%
3PT%	3-6	50.0%
FT%	6-6	100%
2 nd FG%	11-27	40.7%
3PT%	4-10	40.0%
FT%	13-18	72.2%
GM FG%	27-58	46.6%
3PT%	7-16	43.8%
FT%	16-21	76.2%
Dead Ball Rebounds: 4, 0		

Iowa - 79

Record: 13-9 (5-6)

NO. Name		Min	FG M-A	3P M-A	FT M-A	Rebounds OR DR TOT	Fouls PF FD	TP	AS	TO	ST	Blocks BS BA	+/-
23 Ben Krikke	F	32:58	4-9	0-0	0-0	1 1 2	1 2	8	3	0	1	1 1	1
32 Owen Freeman	F	21:53	3-5	0-0	1-2	2 5 7	3 2	7	1	2	1	1 1	2
4 Josh Dix	G	28:03	7-10	1-2	0-0	0 0 0	1 15	1	1	0	0	1 1	2
11 Tony Perkins	G	32:38	6-12	0-1	8-9	1 6 7	1 6	20	4	0	1	0 0	6
20 Payton Sandfort	G	37:25	6-11	2-6	1-2	0 3 3	3 1	15	2	2	2	0 0	-1
13 Ladi Dembele		19:43	1-2	0-0	0-0	3 2 5	4 0	2	0	1	1	1 0	4
22 Patrick McCaffery		15:13	1-3	0-1	8-8	0 2 2	3 5	10	0	1	0	1 0	1
5 Dasonte Bowen		04:46	1-1	0-0	0-1	0 0 0	0 0	1	2	0	1	0 0	-1
24 Pryce Sandfort		04:44	0-0	0-0	0-0	0 0 0	1 0	0	0	0	0	0 0	-1
0 Even Brauns		00:00	0-0	0-0	0-0	0 0 0	0 0	0	0	0	0	0 0	0
2 Brock Harding		02:38	0-1	0-0	0-0	0 0 0	0 0	0	2	0	0	0 0	-3
Total						2 0 2			0	1			
Totals			29-54	3-10	18-22	9 9 28	16 18	79	13	9	6	6 3	2

25

MARYLAND 78, IOWA 66

Feb. 14, 2024 | College Park, Md. | Xfinity Center

Official Basketball Box Score - Final
Iowa at Maryland
02/14/24 XFINITY Center, College Park
2023-24 Men's BasketballGame Time: 8:30 PM
Game Duration: 2:03
Attendance: 12,031

Officials: Brian Dorsey, Earl Walton, Doug Simons

Iowa - 66

Record: 14-11 (8-8)

NO. Name	Min	FG M-A	3P M-A	FT M-A	Rebounds OR DR TOT	Fouls PF FD	TP	AS	TO	ST	Blocks BS BA	+/-
23 Ben Krikke	F 33:13	5-8	0-0	1-1	0 1 1	4 2 2	11	2	0	2	0 1	-11
32 Owen Freeman	F 31:51	2-6	0-1	1-2	4 4 8	4 2 5	0	2	0	3	0	-11
4 Josh Dix	G 27:03	2-6	1-5	1-2	0 2 2	3 1 6	2	0	0	0	0	-7
11 Tony Perkins	G 31:16	3-13	0-3	3-4	2 6 8	5 4 9	3	3	1	1	0	-3
20 Payton Sandfort	G 37:34	7-16	3-9	2-3	2 3 5	3 1 19	3	1	0	0	0	-9
13 Ladij Dembele	05:27	1-2	0-0	0-0	1 0 1	3 0 2	0	0	0	0	1	-1
22 Patrick McCaffery	18:30	3-9	1-2	0-0	1 1 1	0 1 1	7	1	1	0	0	-14
5 Dasonite Bowen	04:34	0-0	0-0	0-0	1 0 1	0 0 0	0	0	0	0	0	-3
24 Pryce Sandfort	06:46	1-2	1-2	0-0	0 0 0	0 0 0	3	0	0	0	0	3
2 Brock Harding	03:46	2-2	0-0	0-0	0 0 0	1 0 4	0	0	1	1	0	-4
Team					2 0 2		0	0				
Totals		26-64	6-22	8-12	12 17 29	23 11	66	11	9	4	5 2	-12

Technical Fouls: Perkins 2nd 0-24

Shooting By Period
1 st FG% 14-32 43.8%
3PT% 5-13 38.5%
FT% 4-6 66.7%
2 nd FG% 12-32 37.5%
3PT% 1-9 11.1%
FT% 4-6 66.7%
GM FG% 26-64 40.6%
3PT% 6-22 27.3%
FT% 8-12 66.7%
Dead Ball Rebounds: 4 0

Maryland - 78

Record: 14-11 (8-8)

NO. Name	Min	FG M-A	3P M-A	FT M-A	Rebounds OR DR TOT	Fouls PF FD	TP	AS	TO	ST	Blocks BS BA	+/-
10 Julian Reese	F 37:59	7-10	0-0	2-6	4 9 13	2 8	16	2	1	1	3 11	
14 Mady Traore	F 10:01	1-4	0-2	0-0	0 1 1	2 0	2	0	1	0	1 0	-4
24 Dotson Scott	F 33:38	4-8	1-4	2-2	2 4 6	1 1	11	1	2	1	0 0	18
1 Jahmir Young	G 37:52	4-12	0-2	13-13	0 3 3	1 7	21	2	1	1	0 2	12
2 Jahari Long	G 11:57	0-0	0-0	0-0	0 0 0	1 1	0	2	2	1	0 0	-9
12 Jamie Kaiser, Jr.	28:22	1-6	1-5	6-6	0 1 1	0 3	9	1	1	1	0 0	13
22 Jordan Geronimo	07:10	1-2	0-1	0-0	0 1 1	1 0	2	0	0	0	1 0	0
5 DeShawn Harris-Smith	31:52	7-10	2-3	1-2	3 3 6	3 1	17	3	3	0	0 0	18
35 Caelum Swanton-Rodger	01:09	0-0	0-0	0-0	0 0 0	0 1	0	0	0	0	0 1	0
Team					3 3 6		0	0				
Totals		25-52	4-17	24-29	12 25 37	11 22	78	11	11	7	2 5	12

Technical Fouls: NONE

Shooting By Period
1 st FG% 13-31 41.9%
3PT% 2-13 15.4%
FT% 3-3 100%
2 nd FG% 12-21 57.1%
3PT% 2-4 50.0%
FT% 21-26 80.8%
GM FG% 25-52 48.1%
3PT% 4-17 23.5%
FT% 24-29 82.8%
Dead Ball Rebounds: 3 1

	Iowa	UMD
Biggest lead	11 (1 st 5:23)	12 (2 nd 0:24)
Best Scoring Run	8 (1 st 15:40)	9 (2 nd 4:49)
Lead Changes	2	
Times Tied	1	
Time with Lead	29:19	07:51

Points from	Iowa	UMD
Turnovers	18	12
Paint	28	40
Second Chance	11	16
Fast Breaks	8	8
Bench	16	28

Period by Period Scoring		1st	2nd	TOT
Iowa		37	29	66
UMD		31	47	78

27

IOWA 78, (RV) MICHIGAN STATE 71

Feb. 20, 2024 | East Lansing, Mich. | Breslin Center

Official Basketball Box Score - Final
Iowa at Michigan St.
02/20/24 Breslin Events Center, East Lansing
2023-24 Men's BasketballGame Time: 7:00 PM
Game Duration: 1:54
Attendance: 14,787

Officials: Paul Stok, Doug Simons, Kevin Bill

Iowa - 78

Record: 16-11 (8-8)

NO. Name	Min	FG M-A	3P M-A	FT M-A	Rebounds OR DR TOT	Fouls PF FD	TP	AS	TO	ST	Blocks BS BA	+/-
23 Ben Krikke	F 38:16	7-11	0-1	4-5	4 10 14	0 5 18	2	0	1	0	0 3	
32 Owen Freeman	F 08:08	3-3	0-0	2-2	0 2 2	4 1 8	2	1	0	1	0 10	
4 Josh Dix	G 25:14	1-3	0-1	0-0	0 1 1	1 1 2	1	2	0	0	0 0	-9
11 Tony Perkins	G 37:30	3-9	0-1	2-4	1 4 5	2 4 8	5	0	0	0	1 7	
20 Payton Sandfort	G 38:27	7-15	2-7	6-7	0 6 6	3 3 22	2	0	1	0	1 3	
13 Ladij Dembele	11:20	1-5	1-1	0-0	1 0 1	3 0 3	2	0	1	0	1 5	
22 Patrick McCaffery	27:14	5-8	0-1	4-5	4 4 8	0 3 14	2	0	0	0	1 5	
0 Even Brauns	02:30	0-0	0-0	0-0	0 0 0	0 0 0	0	0	0	0	0 0	
2 Brock Harding	02:30	0-0	0-0	0-0	0 0 0	0 0 0	0	1	1	0	0 0	
24 Pryce Sandfort	08:51	1-1	1-1	0-0	0 0 0	1 0 3	0	0	0	1	0 12	
Team					1 1 2		0	2				
Totals		28-55	4-13	18-23	7 28 35	14 17	78	17	6	3	2 4	7

Technical Fouls: NONE

Shooting By Period
1 st FG% 16-28 57.1%
3PT% 4-9 44.4%
FT% 9-10 90%
2 nd FG% 12-27 44.4%
3PT% 0-4 0.0%
FT% 9-13 69.2%
GM FG% 28-55 50.9%
3PT% 4-13 30.8%
FT% 18-23 78.3%
Dead Ball Rebounds: 1 0

Michigan St. - 71

Record: 17-10 (9-7)

NO. Name	Min	FG M-A	3P M-A	FT M-A	Rebounds OR DR TOT	Fouls PF FD	TP	AS	TO	ST	Blocks BS BA	+/-
25 Malik Hall	F 35:14	7-13	1-1	1-2	2 8 10	1 1 16	5	2	0	0	0 1	-9
22 Mady Sissoko	C 04:57	0-1	0-0	0-0	1 1 2	0 0 0	0	0	0	0	0 0	-6
2 Tyson Walkers	G 36:34	6-15	4-8	0-0	1 1 2	1 1 16	4	1	1	0	1 0	-7
3 Jaden Atkins	G 29:14	2-7	2-6	0-0	0 1 1	3 0 6	5	2	0	0	0 0	-4
11 A.J. Hoggard	G 32:40	6-12	1-2	2-2	1 2 3	3 2 15	4	2	0	0	0 0	-6
15 Carson Cooper	11:31	0-2	0-0	3-4	4 3 7	2 5 3	0	0	0	0	0 0	-1
0 Jason Kotler	19:12	1-2	0-0	0-2	0 1 1	2 2 2	0	1	0	3	0 0	-3
5 Tre Holloman	22:23	3-5	2-3	1-2	0 3 3	3 1 9	2	0	0	0	0 0	-1
55 Coen Carr	02:25	1-2	0-0	1-1	0 1 0	1 0 1	2	0	0	0	0 0	1
34 Xavier Booker	05:50	1-1	0-0	0-1	0 2 2	0 1 2	0	0	0	0	1 0	-1
Team					1 2 3		0	0				
Totals		27-60	10-20	7-14	10 24 34	17 14	71	20	8	1	4 2	-7

Technical Fouls: NONE

Shooting By Period
1 st FG% 11-29 37.9%
3PT% 7-14 50.0%
FT% 4-8 50%
2 nd FG% 16-31 51.6%
3PT% 3-6 50.0%
FT% 3-6 50%
GM FG% 27-60 45.0%
3PT% 10-20 50%
FT% 7-14 50%
Dead Ball Rebounds: 2 0

	IOW	MSU
Biggest lead	16 (2 nd 18:58)	4 (1 st 10:32)
Best Scoring Run	10 (1 st 4:44)	6 (1 st 14:01)
Lead Changes	8	
Times Tied	4	
Time with Lead	30:27	05:07

Points from	IOW	MSU
Turnovers	14	7
Paint	40	28
Second Chance	5	12
Fast Breaks	9	12
Bench	20	18

Period by Period Scoring			
	1st	2nd	TOT
IOW	45	33	78
MSU	33	38	71

26

IOWA 88, #21/20 WISCONSIN 86 (OT)

Feb. 17, 2024 | Iowa City, Iowa | Carver-Hawkeye Arena

Official Basketball Box Score - Final
Wisconsin at Iowa
02/17/24 Carver-Hawkeye Arena, Iowa City, Iowa
2023-24 Men's BasketballGame Time: 1:15 PM
Game Duration: 2:18
Attendance: 14,998

Officials: Jeffrey Anderson, D.J. Carstensen, Bill Ek

Wisconsin - 86

Record: 17-9 (9-6)

NO. Name	Min	FG M-A	3P M-A	FT M-A	Rebounds OR DR TOT	Fouls PF FD	TP	AS	TO	ST	Blocks BS BA	+/-
5 Tyler Wahl	F 22:06	5-8	0-0	0-0	1 2 3	5 0 10	4	1	1	0	1 7	
22 Steven Crowl	F 39:28	5-8	1-1	11-13	1 5 6	3 8 22	2	0	0	1	1 0	-6
2 AJ Storr	G 37:37	8-18	2-2	3-6	2 2 4	2 4 21	2	1	0	0	1 7	
11 Max Klesmit	G 38:53	2-10	0-4	0-0	2 1 3	2 0 4	8	0	0	0	2 3	
23 Chucky Hepburn	G 41:45	6-11	3-6	3-6	0 9 9	2 3 18	3	1	4	0	0 0	
31 Nolan Winter	09:13	2-2	1-1	1-1	0 0 0	0 1 6	0	2	0	0	0 0	0
3 Connor Essegian	03:39	0-1	0-1	0-0	0 0 0	2 1 0	0	0	0	0	0 0	-5
14 Carter Gilmore	14:37	0-2	0-0	1-2	0 2 2	3 2 1	0	1	0	0	0 0	-4
25 John Blackwell	13:06	2-3	0-1	0-0	0 0 0	1 1 4	1	1	0	0	0 0	-11
35 Markus Iiver	04:36	0-0	0-0	0-0	1 0 1	2 0 0	0	0	0	0	0 0	-1
Team					2 2 4		0	0				
Totals		30-63	7-16	19-26	9 23 32	22 20	88	20	7	5	1 6	-2

Technical Fouls: NONE

Shooting By Period
1 st FG% 17-29 58.6%
3PT% 6-10 60.0%
FT% 7-9 77.8%
2 nd FG% 10-27 37.0%
3PT% 1-5 20.0%
FT% 10-17 58.8%
OT FG% 3-7 42.9%
3PT% 0-1 0.0%
GM FG% 30-63 47.6%
3PT% 7-16 43.8%
FT% 19-26 67.9%
Dead Ball Rebounds: 3 0

Iowa - 88

Record: 15-11 (7-8)

NO. Name	Min	FG M-A	3P M-A	FT M-A	Rebounds OR DR TOT	Fouls PF FD	TP	AS	TO	ST	Blocks BS BA	+/-
23 Ben Krikke	F 27:11	1-5	0-0	2-2	0 5 5	4 2 4	0	1	0	0	1 0	-3
32 Owen Freeman	F 38:16	6-6	0-0	8-11	3 9 12	4 7 20	6	2	2	4	0 0	-1
4 Josh Dix	G 37:44	8-11	1-2	0-0	0 5 5	2 0 17	2	0	0	0	0 2	
11 Tony Perkins	G 36:09	6-16	0-2	6-8	2 2 4	2 6 18	3	4	1	0	0 0	-2
20 Payton Sandfort	G 33:46	5-10	1-5	7-7	0 3 3	4 4 18	2	0	1	2	0 2	
2 Brock Harding	08:51	2-4	1-3	1-2	0 1 1	1 6	2	0	0	0	0 4	
13 Ladij Dembele	08:32	1-1	0-0	0-0	0 0 0	2 0 2	0	1	0	0	0 0	-2
22 Patrick McCaffery	20:39	1-4	1-2	0-0	0 1 1	1 0 3	0	0	0	0	0 3	
24 Pryce Sandfort	13:28	0-0	0-0	0-0	0 1 1	0 2 0	0	1	1	0	0 0	8
0 Even Brauns	00:24	0-0	0-0	0-0	0 0 0	1 0 0	0	0	0	0	0 0	-1
Team					2 1 3		0	0				
Totals		30-57	4-14	24-30	7 28 35	21 22	88	16	9	4	6 1	2

2023-24 IOWA MEN'S BASKETBALL \ \ BOX SCORES

@IOWAKOOPS

29

IOWA 90, PENN STATE 81

Feb. 27, 2024 | Iowa City, Iowa | Carver-Hawkeye Arena

Official Basketball Box Score - Final
Penn St. at Iowa
02/27/24 Carver-Hawkeye Arena, Iowa City, Iowa
2023-24 Men's BasketballGame Time: 8:00 PM
Game Duration: 2:07
Attendance: 8,502

Officials: D.J. Carstensen, Kipp Kissinger, Brooks Wells

Penn St. - 81

Record: 14-15 (8-10)

NO.	Name	Min	FG		3P		FT		Rebounds		Fouls		TP	AS	TO	ST	Blocks		BS	+/-	
			M-A		M-A		M-A		OR	DR	TOT	PF					FD	BS			BA
22	Qudus Wahab	F 27:31	8-11	0-0	2-7	2	5	7	4	4	18	0	1	1	0	0	0	0	-10		
24	Zach Hicks	F 27:25	1-10	0-5	0-0	3	4	7	2	0	2	1	0	0	0	0	1	1			
1	Ace Baldwin Jr.	G 40:00	5-15	0-2	1-2	1	3	4	3	4	11	9	4	2	0	2	0	2	-9		
2	D'Marco Dunn	G 15:21	0-3	0-0	4-4	1	1	2	5	4	4	0	0	0	0	0	1	-7			
3	Nick Kern	G 26:49	3-8	0-1	1-3	1	2	3	3	3	7	3	2	1	1	1	1	-17			
5	Jameel Brown	10:57	1-6	0-4	2-2	1	1	2	2	1	4	0	1	1	1	0	0	-3			
4	Puff Johnson	18:44	4-6	1-1	0-0	0	5	5	3	1	9	1	0	2	0	0	0	-3			
14	Demetrius Lilley	08:11	2-2	0-0	0-0	1	1	2	0	0	4	0	0	0	0	0	0	-4			
21	RayQuawndis Mitchell	14:12	6-6	1-1	3-5	1	4	5	1	3	16	0	2	1	0	0	0	6			
11	Leo O'Boyle	09:37	2-3	2-3	0-0	0	0	0	0	0	6	0	0	0	0	0	0	-7			
12	Favour Aire	01:13	0-1	0-0	0-0	0	0	0	0	0	0	0	0	0	0	0	0	0			
Team																					
Totals			32-71	4-17	13-23	15	26	41	24	20	81	14	12	8	1	5	-9				

Technical Fouls: Coach 1st 9:43 Baldwin Jr. 2nd 17:09

Iowa - 90

Record: 17-12 (8-9)

NO.	Name	Min	FG	3P	FT	Reb	TO	Fouls	PF	FD	TP	AS	TO	ST	Blocks	BS	+/-
23	Ben Krikke	F 22:39	1-5	0-0	5-6	1	1	2	2	4	7	0	1	1	1	0	0
32	Owen Freeman	F 25:46	5-9	0-0	1-4	2	6	8	3	3	11	0	1	1	1	0	7
4	Josh Dix	G 34:08	8-10	2-3	2-2	0	0	0	2	2	20	1	2	1	0	0	0
11	Tony Perkins	G 27:33	3-4	0-1	4-4	0	5	5	3	3	10	5	4	2	1	0	13
20	Payton Sandfort	G 37:24	3-11	2-7	18-19	0	10	10	2	8	26	10	3	1	3	1	16
22	Patrick McCaffery	20:53	1-6	1-2	2-2	0	2	2	1	2	5	0	0	0	0	0	-4
2	Brook Harding	16:57	1-4	1-1	0-0	0	1	1	1	0	3	1	0	0	0	0	-6
13	Ladi Dembele	08:54	2-3	1-1	0-0	1	2	3	4	0	5	1	0	0	0	0	2
24	Phyre Sandfort	05:46	1-1	1-1	0-0	0	0	0	0	2	3	1	0	0	0	0	8
Team						0			3	3	0	0	0	0			
Totals			25-53	8-16	32-37	4	30	34	20	22	90	22	12	6	5	1	9

Technical Fouls: NONE

PSU		IOWA	
Biggest lead		2 (1 st 18:59)	17 (1 st 9:43)
Best Scoring Run		8 (1 st 7:45)	10 (2 nd 10:49)
Lead Changes		1	
Times Tied		1	
Time with Lead		00:22	38:10

Points from		PSU	IOWA
Turnovers		13	16
Paint		56	32
Second Chance		20	2
Fast Breaks		16	13
Bench		39	16

Period by Period Scoring			
	1st	2nd	TOT
PSU	39	42	81
IOWA	47	43	90

30

IOWA 87, (RV) NORTHWESTERN 80

March 2, 2024 | Evanston, Ill. | Welsh-Ryan Arena

Official Basketball Box Score - Final
Iowa at Northwestern
03/02/24 Welsh-Ryan Arena, Evanston
2023-24 Men's BasketballGame Time: 4:30 PM
Game Duration: 1:53
Attendance: 7,039

Officials: Earl Walton, Bill Ek, Kelly Pfeiler

Iowa - 87

Record: 18-12 (10-9)

NO.	Name		Min	FG M-A	3P M-A	FT M-A	Rebounds OR DR		Fouls PF	TP	AS	TO	ST	Blocks BS	+/-			
23	Ben Krikke	F	29:36	5-6	0-0	2-2	0	3	3	0	3	12	1	0	2	2	0	16
32	Owen Freeman	F	20:29	4-5	0-0	1-1	1	5	6	3	1	9	1	1	1	0	0	16
4	Josh Dix	G	36:46	9-13	4-5	2-2	0	2	2	2	24	3	1	0	0	0	1	14
11	Tony Perkins	G	36:54	4-14	1-3	1-1	1	3	4	1	3	10	14	2	1	0	0	13
20	Payton Sandfort	G	36:46	7-14	4-8	5-5	2	3	5	3	3	23	6	1	0	0	0	14
22	Patrick McCaffery		19:43	2-2	1-1	0-2	1	1	2	1	2	5	0	0	0	0	0	-11
2	Brook Harding		06:20	1-4	0-2	0-0	0	1	1	0	1	2	0	0	0	0	0	-13
13	Ladi Dembele		10:12	1-1	0-0	0-0	2	1	3	0	2	0	0	0	0	0	0	-7
24	Phyre Sandfort		03:14	0-1	0-1	0-0	0	0	0	1	0	0	0	0	0	0	0	-7
Team								0		3	0	3						
Totals				33-60	10-20	11-13	7	22	29	14	15	87	25	5	4	2	2	7

Technical Fouls: NONE

Northwestern - 80

Record: 20-9 (11-7)

NO.	Name	Min	FG		3P		FT		Rebounds		Fouls		TP	AS	TO	ST	Blocks		BS	+/-	
			M	A	M	A	M	A	OR	DR	OT	PF					FD	B			BA
2	Nick Martinelli	F 40:00	6-13	1-5	4-4	0	2	2	3	2	17	2	0	1	0	0	0	0	0	0	
34	Matthew Nicholson	C 17:02	1-1	0-0	0-0	0	2	2	0	2	2	4	0	0	1	0	0	2	0	0	
0	Boo Bule	G 39:05	9-13	6-7	3-4	1	3	4	1	4	27	7	3	1	0	2	1	0	2	-8	
13	Brooks Barnhizer	G 40:00	7-15	2-5	4-4	1	5	6	2	3	20	3	1	1	1	0	0	-7	0	0	
43	Blake Smith	G 28:40	4-4	1-1	2-2	1	1	2	2	1	11	2	1	1	0	0	0	-4	0	0	
11	Jordan Clayton	12:15	0-2	0-1	0-0	0	0	0	3	0	0	0	1	0	0	0	0	-2	0	0	
33	Luke Hunger	13:30	0-3	0-1	0-0	0	2	2	3	1	0	0	0	0	0	0	0	-4	0	0	
32	Blake Preston	09:25	1-1	0-0	1-2	0	0	0	0	1	1	3	1	0	0	0	0	-5	0	0	
20	Justin Mullins	00:03	0-0	0-0	0-0	0	0	0	0	0	0	0	0	0	0	0	0	0	0	0	
Team																					
Totals			28-52	10-20	14-16	4	18	22	15	14	80	19	7	4	2	2	-7				

Technical Fouls: NONE

UI		NU	
Biggest lead		11 (2 nd 11:22)	7 (1 st 5:17)
Best Scoring Run		11 (1 st 13:14)	9 (1 st 5:17)
Lead Changes		7	
Times Tied		7	
Time with Lead		24:35	12:47

Points from		UI	NU
Turnovers		8	6
Paint		32	34
Second Chance		7	9
Fast Breaks		25	9
Bench		9	3

Period by Period Scoring			
	1st	2nd	TOT
UI	36	51	87
NU	37	43	80

31

#12 ILLINOIS 73, IOWA 61

March 10, 2024 | Iowa City, Iowa | Carver-Hawkeye Arena

Official Basketball Box Score - Final
Illinois at Iowa
03/10/24 Carver-Hawkeye Arena, Iowa City, Iowa
2023-24 Men's BasketballGame Time: 6:00 PM
Game Duration: 1:58
Attendance: 14,998

Officials: Earl Walton, D.J. Carstensen, Don Daly

Illinois - 73

Record: 23-8 (14-6)

NO.	Name	Min	FG M-A	3P M-A	FT M-A	OR REB	DR TOT	FOULS PF	FD FD	TP	AS	TO	ST	BS	Blocks BA	A+																															
3	Marcus Domask	F 36:53	4-14	0-2	3-4	1	3	4	0	3	11	3	1	0	1	3	14																														
13	Quincy Guerrier	F 30:29	5-10	2-3	2-4	3	10	13	0	3	14	0	0	0	0	2	11																														
3	Coleman Hawkins	F 25:14	2-6	0-1	0-0	0	10	10	1	0	4	3	2	0	1	1	2																														
0	Terrence Shannon Jr.	G 35:09	10-19	3-8	2-3	0	3	4	5	25	2	2	0	2	2	1	11																														
20	Ty Rodgers	G 26:08	1-10	0-2	1-2	3	5	8	1	7	2	0	2	0	0	0	8																														
4	Justin Harmon	15:14	0-3	0-2	0-0	1	1	2	3	0	0	1	2	1	0	0	6																														
10	Luke Goode	19:34	0-0	0-0	0-0	0	0	0	1	0	0	0	0	0	0	0	1																														
11	Niccolo Moretti	06:36	1-1	0-0	1-2	0	2	2	1	3	0	1	0	0	0	0	-3																														
42	Dain Dainja	14:46	3-5	0-0	3-5	2	3	5	1	3	9	0	1	0	2	0	10																														
Team						0			0	3	0	0			1																																
Totals			29-63			5-16			12-20			10			40			13			16			73			9			12			2			5			7			1			2		

Game Records

Record	Overall	Home	Away	Neutral
ALL GAMES	10-10	6-4	4-6	0-0
CONFERENCE	10-10	6-4	4-6	0-0
NON-CONFERENCE	0-0	0-0	0-0	0-0

Score by Periods

Team	1st	2nd	OT	TOT
Iowa	736	836	10	1582
Opponents	773	829	8	1610

Team Box Score

No.	Player				Total		3-Point		F-Throw		Rebounds											
		GP-GS	MIN	AVG	FG-FGA	FG%	3FG-3FGA	3FG%	FT-FTA	FT%	OFF	DEF	TOT	AVG	PF	DQ	A	TO	BLK	STL	PTS	AVG
20	SANDFORT, Payton	20-20	676:05	33.8	110-252	.437	56-151	.371	65-71	.915	19	100	119	6.0	49	1	53	28	11	16	341	17.1
11	PERKINS, Tony	20-20	658:49	32.9	105-238	.441	12-44	.273	87-108	.806	24	64	88	4.4	41	1	97	41	9	35	309	15.5
23	KRIKKE, Ben	20-20	589:12	29.5	93-186	.500	3-11	.273	50-65	.769	29	58	87	4.4	52	1	25	24	4	14	239	12.0
32	FREEMAN, Owen	20-19	523:02	26.2	86-133	.647	0-1	.000	43-62	.694	45	98	143	7.2	60	2	31	21	33	18	215	10.8
4	DIX, Josh	20-16	555:26	27.8	82-151	.543	23-54	.426	25-29	.862	5	33	38	1.9	29	0	36	16	3	10	212	10.6
22	MCCAFFERY, Patrick	17-4	366:45	21.6	41-105	.390	10-37	.270	36-42	.857	3	37	40	2.4	19	0	18	17	3	6	128	7.5
2	HARDING, Brock	20-0	175:47	8.8	21-60	.350	5-15	.333	8-11	.727	0	8	8	0.4	15	0	36	9	0	12	55	2.8
13	DEMBELE, Ladji	19-0	193:23	10.2	13-41	.317	3-13	.231	1-3	.333	17	24	41	2.2	48	0	8	13	4	7	30	1.6
24	SANDFORT, Pryce	18-0	125:35	7.0	10-24	.417	7-14	.500	0-0	.000	2	9	11	0.6	10	0	4	1	2	1	27	1.5
5	BOWEN, Dasonte	14-1	120:31	8.6	8-27	.296	1-4	.250	3-5	.600	4	8	12	0.9	13	0	17	9	0	2	20	1.4
0	BRAUNS, Even	12-0	40:26	3.4	3-3	1.000	0-0	.000	0-0	.000	2	5	7	0.6	14	0	2	1	2	0	6	0.5
Team											29	28	57					9				
Total		20	4025		572-1220	.469	120-344	.349	318-396	.803	179	472	651	32.6	350	5	327	189	71	121	1582	79.1
Opponents		20	4025		567-1203	.471	150-426	.352	326-451	.723	229	502	731	36.6	332	6	326	215	75	112	1610	80.5

Team Statistics

	IOWA	OPP
Scoring	1582	1610
Points per game	79.1	80.5
Scoring margin	-1.4	-
Field goals-att	572-1220	567-1203
Field goal pct	.469	.471
3 point fg-att	120-344	150-426
3-point FG pct	.349	.352
3-pt FG made per game	6.0	7.5
Free throws-att	318-396	326-451
Free throw pct	.803	.723
F-Throws made per game	15.9	16.3
Rebounds	651	731
Rebounds per game	32.6	36.6
Rebounding margin	-4.0	-
Assists	327	326
Assists per game	16.4	16.3
Turnovers	189	215
Turnovers per game	9.5	10.8
Turnover margin	+1.3	-
Assist/turnover ratio	1.7	1.5
Steals	121	112
Steals per game	6.1	5.6
Blocks	71	75
Blocks per game	3.6	3.8
Winning streak	0	-
Home win streak	0	-
Attendance	109959	125505
Home games-Avg/Game	10-10996	10-12551
Neutral site-Avg/Game	-	0-0

Team Results

Date	Opponent		Score	Att.
12/04/2023	at Purdue	L	68-87	14876
12/10/2023	Michigan	L	80-90	10000
01/02/2024	at Wisconsin	L	72-83	15725
01/06/2024	Rutgers	W	86-77	9273
01/12/2024	Nebraska	W	94-76	9670
01/15/2024	at Minnesota	W	86-77	8379
01/20/2024	Purdue	L	70-84	14232
01/24/2024	Maryland	L	67-69	8532
01/27/2024	at Michigan	W	88-78	11752
01/30/2024	at Indiana	L	68-74	17222
02/02/2024	Ohio St.	W	79-77	9986
02/08/2024	at Penn St.	L	79-89	8140
02/11/2024	Minnesota	W	90-85	9768
02/14/2024	at Maryland	L	66-78	12031
02/17/2024	Wisconsin	Wot	88-86	14998
02/20/2024	at Michigan St.	W	78-71	14797
02/24/2024	at Illinois	L	85-95	15544
02/27/2024	Penn St.	W	90-81	8502
03/02/2024	at Northwestern	W	87-80	7039
03/10/2024	Illinois	L	61-73	14998

Game Records

Record	Overall	Home	Away	Neutral
ALL GAMES	18-14	12-4	4-8	2-2
CONFERENCE	10-10	6-4	4-6	0-0
NON-CONFERENCE	8-4	6-0	0-2	2-2

Score by Periods

Team	1st	2nd	OT	TOT
Iowa	1262	1382	10	2654
Opponents	1230	1289	8	2527

Team Box Score

No.	Player				Total		3-Point		F-Throw		Rebounds											
		GP-GS	MIN	AVG	FG-FGA	FG%	3FG-3FGA	3FG%	FT-FTA	FT%	OFF	DEF	TOT	AVG	PF	DQ	A	TO	BLK	STL	PTS	AVG
20	SANDFORT, Payton	32-32	974:53	30.5	170-379	.449	87-232	.375	94-103	.913	36	172	208	6.5	78	1	88	41	13	24	521	16.3
11	PERKINS, Tony	32-32	987:00	30.8	158-360	.439	21-70	.300	126-160	.788	38	104	142	4.4	64	1	147	62	15	52	463	14.5
23	KRIKKE, Ben	32-32	917:21	28.7	171-314	.545	5-15	.333	86-114	.754	51	96	147	4.6	77	1	43	36	8	27	433	13.5
32	FREEMAN, Owen	32-23	725:07	22.7	137-218	.628	0-4	.000	66-100	.660	76	136	212	6.6	87	2	36	35	56	31	340	10.6
4	DIX, Josh	32-18	769:32	24.0	110-197	.558	31-73	.425	32-37	.865	11	59	70	2.2	42	0	55	23	8	17	283	8.8
22	MCCAFFERY, Patrick	29-15	668:11	23.0	85-200	.425	21-71	.296	57-72	.792	5	74	79	2.7	26	0	37	25	9	12	248	8.6
5	BOWEN, Dasonte	25-8	334:48	13.4	36-91	.396	4-18	.222	33-39	.846	15	17	32	1.3	33	0	49	16	1	11	109	4.4
2	HARDING, Brock	32-0	348:10	10.9	37-111	.333	13-38	.342	17-22	.773	1	18	19	0.6	28	0	83	24	1	27	104	3.3
24	SANDFORT, Pryce	30-0	257:16	8.6	24-67	.358	16-44	.364	4-6	.667	3	26	29	1.0	17	0	13	3	3	4	68	2.3
13	DEMBELE, Ladji	30-0	331:08	11.0	27-71	.380	8-27	.296	4-11	.364	20	44	64	2.1	64	0	13	20	7	14	66	2.2
14	KINGSBURY, Carter	5-0	16:01	3.2	2-5	.400	1-2	.500	0-0	.000	1	6	7	1.4	0	0	1	1	0	0	5	1.0
25	LAKETA, Luc	4-0	11:32	2.9	1-1	1.000	1-1	1.000	1-4	.250	0	0	0	0.0	2	0	1	1	0	0	4	1.0
0	BRAUNS, Even	18-0	63:50	3.5	5-5	1.000	0-0	.000	0-0	.000	4	13	17	0.9	20	0	2	5	4	2	10	0.6
10	CATER, Jovone	4-0	11:32	2.9	0-4	.000	0-2	.000	0-0	.000	0	2	2	0.5	1	0	0	1	0	1	0	0.0
1	HUTCHISON, Spencer	3-0	08:39	2.9	0-3	.000	0-3	.000	0-0	.000	1	2	3	1.0	2	0	1	0	0	0	0	0.0
Team											53	49	102				12					
Total		32	6425		963-2026	.475	208-600	.347	520-668	.778	315	818	1133	35.4	541	5	569	305	125	222	2654	82.9
Opponents		32	6425		906-1980	.458	252-699	.361	463-655	.707	359	822	1181	36.9	559	9	485	386	121	188	2527	79.0

Team Statistics

	IOWA	OPP
Scoring	2654	2527
Points per game	82.9	79.0
Scoring margin	+4.0	-
Field goals-att	963-2026	906-1980
Field goal pct	.475	.458
3 point fg-att	208-600	252-699
3-point FG pct	.347	.361
3-pt FG made per game	6.5	7.9
Free throws-att	520-668	463-655
Free throw pct	.778	.707
F-Throws made per game	16.3	14.5
Rebounds	1133	1181
Rebounds per game	35.4	36.9
Rebounding margin	-1.5	-
Assists	569	485
Assists per game	17.8	15.2
Turnovers	305	386
Turnovers per game	9.5	12.1
Turnover margin	+2.5	-
Assist/turnover ratio	1.9	1.3
Steals	222	188
Steals per game	6.9	5.9
Blocks	125	121
Blocks per game	3.9	3.8
Winning streak	0	-
Home win streak	0	-
Attendance	164806	157124
Home games-Avg/Game	16-10300	12-13094
Neutral site-Avg/Game	-	4-5550

Team Results

Date	Opponent		Score	Att.
11/07/2023	North Dakota	W	110-68	7653
11/10/2023	Alabama St.	W	98-67	8814
11/14/2023	at Creighton	L	84-92	17352
11/17/2023	Arkansas St.	W	88-74	9536
11/23/2023	vs Oklahoma	L	67-79	3500
11/24/2023	vs Seton Hall	W	85-72	3912
11/29/2023	North Florida	W	103-78	8641
12/04/2023	at Purdue	L	68-87	14876
12/07/2023	at Iowa St.	L	65-90	14267
12/10/2023	Michigan	L	80-90	10000
12/16/2023	vs Florida A&M	W	88-52	14786
12/20/2023	UMBC	W	103-81	8357
12/29/2023	NIU	W	103-74	11846
01/02/2024	at Wisconsin	L	72-83	15725
01/06/2024	Rutgers	W	86-77	9273
01/12/2024	Nebraska	W	94-76	9670
01/15/2024	at Minnesota	W	86-77	8379
01/20/2024	Purdue	L	70-84	14232
01/24/2024	Maryland	L	67-69	8532
01/27/2024	at Michigan	W	88-78	11752
01/30/2024	at Indiana	L	68-74	17222
02/02/2024	Ohio St.	W	79-77	9986
02/08/2024	at Penn St.	L	79-89	8140
02/11/2024	Minnesota	W	90-85	9768
02/14/2024	at Maryland	L	66-78	12031
02/17/2024	Wisconsin	Wot	88-86	14998
02/20/2024	at Michigan St.	W	78-71	14797
02/24/2024	at Illinois	L	85-95	15544
02/27/2024	Penn St.	W	90-81	8502
03/02/2024	at Northwestern	W	87-80	7039
03/10/2024	Illinois	L	61-73	14998
03/14/2024	vs Ohio St.	L	78-90	0

2024 NATIONAL INVITATION TOURNAMENT

