

MEN'S OUTDOOR ALL-TIME TOP 10 PERFORMERS



James Carter Jr.



Nikolas Curtiss




Jeffery Herron



Gabe Hull



Austin Kresley



Anthuan Maybank



Jaylan McConico

100 Meters

1. **Kalen Walker, 2024** **10.09**
2. **Austin Kresley, 2023** **10.10**
3. Justin Austin, 2011 10.21
4. O'Shea Wilson, 2017 10.22
5. George Page, 1996 10.25
6. James Harrington, 2015 10.26
7. Anthuan Maybank, 1994 10.31
- Tim Dwight, 1997 10.31
- Josh Larney, 2013 10.31
- Vinnie Saucer, Jr., 2015 10.31

110-Meter High Hurdles

1. Jaylan McConico, 2021 13.23
2. Aaron Mallett, 2017 13.24
3. Josh Braverman, 2022 13.41
4. Jamal Britt, 2021 13.45
5. Pat McGhee, 1989 13.50
- Gratt Reed, 2023** **13.50**
7. Dion Trowers, 1996 13.62
8. Ronnie McCoy, 1985 13.66
- Grant Conway, 2022** **13.66**
10. Ethan Holmes, 2011 13.73

200 Meters

1. **Austin Kresley, 2023** **20.26**
2. Justin Austin, 2011 20.46
3. Jeff Patrick, 1983 20.47
4. James Harrington, 2015 20.50
5. Karayme Bartley, 2019 20.51
6. **Gratt Reed, 2023** **20.54**
7. Anthuan Maybank, 1994 20.55
8. Victor Green, 1984 20.60
9. Antonio Woodard, 2018 20.61
10. Andre Morris, 1995 20.64

400 Meters

1. Jenoah McKiver, 2022 44.74
2. Mar'yea Harris, 2018 44.94
3. Anthuan Maybank, 1993 44.99
4. Andre Morris, 1995 45.15
5. Mike Mondane, 1967 45.20
6. Wayne Lawrence, Jr., 2019 45.33
7. Steven Willey, 2010 45.78
8. Karayme Bartley, 2019 45.80
9. Everett Steward, 2022 45.94
10. DeJuan Frye, 2018 46.17

400-Meter Hurdles

1. Pat McGhee, 1988 48.94
2. **Austin West, 2023** **49.34**
3. Jamal Britt, 2021 49.69
4. Julien Gillum, 2023 49.73
5. Monte Raymond, 1998 50.09
5. Ray Varner, 2010 50.24
7. Chris Douglas, 2019 50.32
8. Paul Steele, 1989 50.45
9. Russell Peterson, 2001 50.50
10. Ethan Holmes, 2013 50.51

800 Meters

1. Erik Sowinski, 2012 1:45.90
2. Matt Manternach, 2019 1:46.93
3. Carter Lilly, 2016 1:46.95
4. Alec Still, 2022 1:47.50
5. Bill Frazier, 1962 1:47.64
6. D'Juan Strozier, 1990 1:47.82
7. Adam Hairston, 2011 1:48.10
8. Tysen VanDraska, 2021 1:48.13
9. Armando Bryson, 2022 1:48.31
10. Will Teubel, 2015 1:48.60

1,500 Meters


1. **Max Murphy, 2022** **3:40.63**
2. Jeff Thode, 2010 3:43.02
3. Kal Lewis, 2021 3:43.32
4. Joel Moeller, 1978 3:44.01
5. Jim Docherty, 1978 3:44.30
6. Nathan Mylenek, 2019 3:44.49
7. Sam Fourman, 2015 3:44.50
8. Michael Melchert, 2018 3:44.59
9. Adam Jones, 2017 3:45.48
10. Dan Waters, 1986 3:46.35

3,000-Meter Steeplechase

1. Nathan Mylenek, 2021 8:35.41
2. Deacon Jones, 1956 8:47.40
3. Steve Pershing, 1978 8:54.59
4. Andy Morris, 2000 8:56.21
5. Matt Gerard, 1994 8:57.01
6. Andy Napier, 2008 8:57.54
7. **Hayden Kuhn, 2024** **9:01.92**
8. Rollie Kitt, 1967 9:02.90
9. Al Greene, 1985 9:02.96
10. Tony Rakaric, 2005 9:03.29

5,000 Meters

1. **Max Murphy, 2023** **13:39.77**
2. Micah VanDenend, 2007 13:49.31
3. Nathan Mylenek, 2021 13:54.15
4. Nick Trattner, 2023 13:55.57
5. Daniel Soto, 2021 13:55.71
6. Larry Wiczorek, 1968 13:56.00
7. Kevin Herd, 1993 13:59.00
8. Stetson Steele, 2000 14:02.76
9. Kevin Lewis, 2014 14:02.78
10. Eric MacTaggart, 2005 14:04.79



Pat McGhee



Jenoah McKiver



Nathan Mylenek




Max Murphy

MEN'S OUTDOOR ALL-TIME TOP 10 PERFORMERS



Erik Sowinski



Stetson Steele




Mike Stein



Kalen Walker



Austin West



Todd Wigginton



Arno
van der Westhuizen

10,000 Meters

1. Stetson Steele, 2000 28:44.47
2. Daniel Soto, 2021 28:48.18
3. Eric MacTaggart, 2006 28:50.23
4. **Max Murphy, 2022 28:57.96**
5. Kevin Lewis, 2015 28:59.62
6. Nick Trattner, 2022 29:39.83
7. **Brayden Burnett, 2024 29:41.66**
8. Nick Nordheim, 2002 29:44.71
9. Trent Corey, 2002 29:45.25
10. Ian Eklin, 2017 29:47.06

Decathlon

1. **Austin West, 2022 8,331 pts**
2. Will Daniels, 2021 7,864 pts
3. William Dougherty, 2018 7,673 pts
4. Peyton Haack, 2021 7,458 pts
5. Kyle Reid, 2013 7,203 pts
6. Jack Eckert, 2015 7,087 pts
7. Dan Rolling, 2010 6,957 pts
8. Scott Faber, 2000 6,839 pts
9. Ryan Niver, 2008 6,837 pts
10. Chad Ohly, 1994 6,641 pts

High Jump

1. Jeffery Herron, 2012 7-4 1/4 (2.24)
2. Bill Hansen, 1978 7-4 (2.23)
Bill Knoedel, 1975 7-4 (2.23)
4. Kevin Spejcher, 2014 7-2 1/2 (2.20)
5. M. Cunningham, 1986 7-1 (2.16)
Kenneth Lansing, 1988 7-1 (2.16)
Jay Hunt, 2019 7-1 (2.16)
8. Pat Meade, 1987 7-0 1/4 (2.14)
- Zack Pluff, 2023 7-0 1/4 (2.14)**
10. Graham Valdes, 2012 6-11 3/4 (2.12)

Pole Vault

1. Todd Wigginton, 1984 17-0 (5.18)
2. Chad Ohly, 1994 16-8 3/4 (5.10)
Kyle Reid, 2013 16-8 3/4 (5.10)
4. Curt Broek, 1978 16-8 (5.08)
5. Andy Jatis, 2018 16-7 1/2 (5.07)
6. Phil Wertman, 1971 16-7 (5.05)
Kelly Scott, 1988 16-7 (5.05)
8. Peyton Haack, 2021 16-4 3/4 (5.00)
9. John Teffer, 1972 16-2 (4.93)
10. Alex Zona, 2009 16-0 3/4 (4.90)

Long Jump

1. Anthuan Maybank, 1993 27-1 (8.25)
2. Bashir Yamini, 1997 26-8 1/4 (8.13)
3. James Carter, Jr., 2022 26-3 (8.00)
4. Paul Jones, 1989 25-10 1/4 (7.88)
5. Darren Smith, 1991 25-9 3/4 (7.86)
6. Quinn Early, 1986 25-7 1/4 (7.80)
7. O'Shea Wilson, 2017 25-5 1/4 (7.75)
8. Ed Gordon, 1931 25-4 3/8 (7.68)
9. Matty Gorman, 2006 25-1 1/4 (7.65)
10. Ronnie McCoy, 1985 25-0 (7.62)

Triple Jump

1. James Carter, Jr., 2023 54-8 3/4 (16.68)
2. Troy Doris, 2012 54-8 (16.66)
3. Paul Jones, 1990 53-9 (16.38)
4. Babatunde Amosu, 2015 53-0 (16.15)
5. Antwon James, 2017 52-4 1/2 (15.96)
6. Klyvens Delaunay, 2013 52-2 1/2 (15.91)
7. Gordon Finch, 1988 50-9 1/4 (15.47)
8. Mike Lacy, 1984 50-5 (15.36)
9. **Deandre Stapleton, Jr. 2023 50-4 3/4 (15.36)**
10. Pat Miller, 1985 49-8 1/2 (15.25)

Shot Put

1. Nikolas Curtiss, 2022 65-9 (20.04)
2. Jeremy Allen, 2001 63-2 3/4 (19.27)
3. Reno Tuufuli, 2018 62-10 3/4 (19.17)
4. Ken Kemeny, 2005 62-3 (18.97)
5. Shane Maier, 2006 62-2 1/4 (18.95)
6. Andy Banse, 2005 61-11 1/2 (18.88)
7. John Hickey, 2008 61-9 1/2 (18.83)
8. Elijah Barnes, 2023 60-11 1/4 (18.57)
9. Avery Meyers, 2017 60-4 (18.39)
10. Chris Gambol, 1987 60-0 1/2 (18.30)

Discus

1. Gabe Hull, 2014 207-1 (63.11)
2. Reno Tuufuli, 2019 205-2 (62.54)
3. A.J. Curtis, 2007 202-11 (61.84)
4. Gary Kostrubala, 1986 202-4 (61.68)
5. Jeremy Allen, 2001 195-4 (59.54)
6. **Jordan Johnson, 2022 ... 195-3 (59.52)**
7. Tim Brodersen, 2005 193-6 (58.98)
8. Avery Meyers, 2017 185-8 (56.61m)
9. Brad Daufeldt, 2004 185-0 (56.40)
10. Nick Brayton, 2009 180-11 (55.15)

Hammer

1. A. van der Westhuizen, 2001 222-11 (67.94)
2. Adam Hamilton, 2007 222-2 (67.73)
3. Jim Costello, 2002 217-7 (66.32)
4. **Sean Smith, 2024 209-9 (63.94)**
5. **Austin Busch, 2024 209-0 (63.72)**
6. Brad Daufeldt, 2004 207-10 (63.34)
7. Chris Voller, 2005 206-0 (62.80)
8. Matt Banse, 2012 201-11 (61.55)
9. Tyler Lienau, 2021 199-6 (60.81)
10. Jeremy Allen, 2001 199-0 (60.66)

Javelin

1. **Mike Stein, 2024 260-0 (79.26)**
2. Matt Byers, 2011 245-8 (74.89)
3. Bill Neumann, 2002 244-8 (74.58)
4. Dan Ralph, 2000 227-10 (69.44)
5. **Austin West, 2023 212-9 (64.85)**
6. Sam Joens, 2015 211-5 3/4 (64.45)
7. Zach Schimp, 2010 211-0 (64.32)
8. Alex Balke, 2016 205-11 (62.77)
9. Kale Katt, 2007 204-0 (62.17)
10. Joel Storm, 2004 203-5 (62.01)

MEN'S OUTDOOR ALL-TIME TOP 10 RELAYS

4x100-Meter Relay

1.	Walker, Kresley, Reed, Allen , 2023	38.64
2.	Walker, Kresley, Reed, K. Jefferson , 2022	39.03
3.	Brissett, Wilson, Thompson, Mallett, 2017	39.12
4.	Hofacker, Woodard, Lawrence Jr., Bartley, 2019	39.17
5.	Mincy, Wilson, Harrington, Brown, 2014	39.19
	Walker, Kresley, Reed, Stapleton Jr. , 2023	39.19
7.	Mincy, Austin, E. Holmes, Larney, 2013	39.31
	K. Johnson, Kresley, Reed, K. Jefferson , 2022	39.31
9.	Walker, Kresley, Stapleton Jr., West , 2023	39.41
10.	Saucer, Jr., Brissett, Harrington, Mallett, 2016	39.44

Shuttle Hurdle Relay

1.	Conway, Braverman, K. Johnson, Reed , 2022	56.74
2.	McGhee, Armstrong, Falls, Stelle, 1989	57.80
3.	Wigginton, Jones, Lacey, McCoy, 1985	59.77
4.	Williams, Haack, Braverman, McConico, 2019	1:01.14
5.	1975	1:05.20

4x200-Meter Relay

1.	James, Mallett, Harris, B. Thompson, 2017	1:23.02
2.	B. Thompson, Brissett, Harrington, Ganschow, 2016	1:23.36
3.	B. Thompson, Ganschow, Frye, Hofacker, 2017	1:23.73
4.	Richardson, Sayon, Richards, Chaney, Jr., 2009	1:24.85
5.	Harrington, VanCleave, Wilson, Mallett, 2014	1:24.86
6.	Austin, Brown, Larney, VanCleave, 2013	1:25.60
7.	Wilson, Sorrells, Douglas, Williams, 2018	1:25.87
8.	Barclay, McCalister, Jensen, Elliott, 1979	1:26.39
9.	Sorrells, Braverman, Douglas, Haack, 2019	1:28.29
10.	Thomas, Balkrishnan, Patterson, Freidrich 1991	1:28.38

4x400-Meter Relay

1.	Lawrence Jr., Woodard, Bartley, Harris, 2019	3:00.14
2.	Steward, Richards , Gudgel, Gillum, 2022	3:01.79
3.	Frye, Harris, Hofacker, Ogwo, 2017	3:01.91
4.	Steward, Bryson, Gillum, McKiver, 2022	3:02.39
5.	Lietz, Woodard, Gillum, Lawrence, Jr., 2021	3:02.54
6.	Lawrence Jr., Woodard, Hofacker, Harris, 2019	3:03.10
7.	Morris, Davis, Page, Rozell, 1995	3:03.11
8.	Branch, Dwight, Dodge, Yamini, 1999	3:03.29
9.	West , Bryson, Gudgel, Gillum, 2022	3:03.62
10.	Frye, Woodard, Hofacker, Harris, 2018	3:03.69

Sprint Medley Relay

1.	McCorkle, Jones, Chung, Strozier, 1990	3:15.64
2.	Sayon, Austin, Willey, Sowinski, 2011	3:16.18
3.	Richards, Larney, Davey, Sowinski, 2012	3:17.25
4.	Richardson, Richards, Willey, Sowinski, 2010	3:17.74
5.	Reed, K. Jefferson , Gillum, Still, 2022	3:18.06
6.	Hofacker, Woodard, Harris, VanDraska, 2018	3:18.11
7.	Saucer, Jr., Brissett, Harris, Lilly, 2016	3:18.53
8.	Hofacker, Woodard, Harris, Lilly, 2017	3:18.73
9.	Armstrong, Thomas, Maybank, Strozier, 1991	3:18.93
10.	Yamini, Davis, Dodge, Donovan, 1999	3:19.87

4x800-Meter Relay

1.	Schum, Christensen, Steffen, Criswell, 1971	7:18.60
2.	Gudgel, Bryson, Abrego, Still, 2022	7:19.13
3.	VanDraska, Still, Teubel, Lilly, 2019	7:22.50
4.	Hairston, Prom, Thode, Sowinski, 2011	7:23.77
5.	Manternach, VanDraska, W. Teubel, Lilly, 2017	7:24.77
6.	Schreiner, Strong , Bryson, Gudgel, 2023	7:26.00
7.	Melchert, Manternach, N. Teubel, Lilly, 2018	7:28.37
8.	Corrigan, Blackman, Strozier, Chambers, 1989	7:29.00
9.	Hoffman, Olson, Still, VanDraska, 2021	7:29.81
10.	Melchert, Dorman, Lilly, Larrison, 2016	7:30.32

Distance Medley Relay

1.	Pershing, Moeller, Slack, Docherty, 1978	9:39.94
2.	Kuczvara, Barton, Hairston, Thode, 2011	9:41.37
3.	N. Holmes, VanCleave, Sowinski, Thode, 2012	9:41.59
4.	Young, Barton, Kuczvara, Luciano, 2010	9:42.97
5.	Lewis , Steward, Abrego, Murphy , 2022	9:47.73
6.	Mylenek, Thompson, Manternach, Melchert, 2018	9:50.70
7.	VanDraska, Lawrence Jr., Teubel, Mylenek, 2019	9:53.14
8.	Prom, Davey, Weir, Witt, 2013	9:53.83
9.	Theisen, Williams, Wiesa, Waters, 1985	9:54.04
10.	Wilfong, Slaymaker, W. Teubel, Witt, 2013	9:54.05

4x1,600-Meter Relay

1.	Pershing, Fuller, Moeller, Docherty, 1978	16:27.70
2.	Rakaric, Webster, MacTaggart, VanDenend, 2006	16:55.43
3.	Lewis, Witt, Hart, Fourman, 2015	16:58.44
4.	Price, Eklin, Gardarsson, Docherty, 2016	17:00.30
5.	Paul, Kadlec, Thode, Luciano, 2010	17:01.46
6.	Witt, Lewis, Hart, Butler, 2014	17:01.65
7.	N. Holmes, Witt, Thode, Lewis, 2012	17:02.26
8.	Thomas, Allen, Rakaric, Lloyd, 2003	17:06.27
9.	Yual, Geisler, Pendergast, Kuhn , 2023	17:11.68
10.	Pittman, Novotny, Feeldy, Marquardt, 1995	17:12.49