



Iowa Track & Field

WEEK 4 | APRIL 11-13, 2024 | CLAY-BEACH-DUNCAN-JONES

@IowaXC_TF @iowaxctf /IowaXCTF

2024 OUTDOOR SCHEDULE



START TIMES

April 11-13, 2024

Thursday: Clay Invite: 7:45 p.m. (CT)

Friday: Clay Invite: 9 a.m. | Jim Duncan 12:30 p.m. | Tom Jones 3 p.m. | Beach Invite 3:55 p.m.

Saturday: Clay Invite 9:30 a.m. | Tom Jones: 10 a.m. | Beach Invite 4:20 p.m.

2024 NEWS

Iowa has made 14 updates to the program top-10 lists through three weeks of outdoor competition. Four Hawkeyes have set outdoor school records.

- Junior **Rivaldo Marshall** set the men's program record in the 800 meters last weekend at the Jim Click Shootout. Marshall's 1:45.86 ranks fourth in NCAA Division I this season.
- Senior **Alli Bookin-Nosbisch** broke the women's 800-meter record at the Florida Relays, racing 2:03.26 on March 30. Bookin-Nosbisch also set the women's program indoor 800-meter record this spring (2:03.42).
- Senior **Kalen Walker** set the Iowa program record in the 100-meter dash on April 15 at the USF Alumni Invite, racing 10.09 to win the event. Walker, whose previous best was 10.18, topped teammate **Austin Kresley's** record set last season by one-hundredth of a second. Walker's time is the fastest in the nation this year and is faster than any 100-meter time recorded by a Big Ten athlete during the 2023 season. Walker is a native of Eddyville, Iowa.
- Sophomore **Mike Stein** shattered his own school record with a 79.26-meter javelin throw to open outdoor season. The Milford, Iowa, native holds the second-best mark in the NCAA. Stein threw 75 meters or more on three of his six throws to win the event in Tampa; his previous record stood at 75.59 meters.

THIS WEEK

Iowa competes April 11-13 at the Bryan Clay Invitational in Azusa, California. Iowa also travels to the Beach Invite in Long Beach, California, and the Tom Jones Memorial in Gainesville, Florida, on April 12-13. Iowa competes at the Jim Duncan Invite hosted by Drake on April 12.

HOW TO FOLLOW ALONG

Live stream and result links can be found on the track and field schedule page at hawkeyesports.com. Updates and results will also be posted on the team's official 'X' account (@iowaXC_TF).

IN THE RANKINGS

Iowa is ranked first in the men's Midwest rankings. Nationally, Iowa ranks third in the men's 110 hurdles and fifth in the men's 800 meters. The Hawkeyes are ranked fourth in the women's regional ranking. Four women's event groups rank inside the national top 10, including the top-ranked 400-meter hurdle group in the country.

IOWA COACHING STAFF



JOEY WOODY

Director of Iowa Track & Field and Cross Country
10th season
Alma Mater: Northern Iowa

Iowa City native and World Champion runner Joey Woody was named UI director of track and field/cross country in July 2014. He is a four-time Big Ten Coach of the Year and a six-time USTF-CCCA Regional Coach of the Year.

Prior to accepting the head coaching position, Woody served as the associate head track and field coach for two seasons. He was assistant coach and director of sprint and hurdle events for the Hawkeyes from 2006-12.

Since arriving on campus, Woody has led Iowa to 54 Big Ten individual titles, 13 conference relay titles, four men's Big Ten team titles, four Big Ten Athletes of the Year, and 228 All-America honors.

RANDY HASENBANK

Associate Head Coach (Distance)

JASON WAKENIGHT

Assistant Coach/Recruiting Coordinator
(Long Sprints/Middle Distance/Men's Long Hurdles)

HADRIEN CHOUKROUN

Assistant Coach (Jumps/Multi Events)

RAY ROBINSON

Assistant Coach (Throws)

CHYNA DAVIS

Assistant Coach (Sprints/Hurdles)

SHAYLA HOULIHAN

Assistant Coach/Assistant Director of Track & Field Operations
(Women's Distance)

AMANDA HOWE

Director of Track & Field Operations

IOWA QUICK FACTS

Location	Iowa City, Iowa
Founded	1847
Enrollment	31,452
President.....	Barbara J. Wilson
Athletics Director.....	Beth Goetz
Administrator.....	Eddie Etsey
School Colors	Black and Gold
Nickname	Hawkeyes
Conference.....	Big Ten
Facility.....	Francis X. Cretzmeyer Track

OUTDOOR REGIONAL RANKINGS

MEN'S TEAM CONFERENCE POINTS

1. IOWA	Big Ten	462.83
2. Nebraska	Big Ten	458.65
3. Illinois	Big Ten	450.00
4. Oklahoma	Big 12	427.90
5. Minnesota	Big Ten	400.91

WOMEN'S TEAM CONFERENCE POINTS

1. Kansas	Big 12	635.34
2. Nebraska	Big Ten	597.89
3. Minnesota	Big Ten	597.22
4. IOWA	Big Ten	483.03
5. Oklahoma	Big 12	441.03

NATIONAL RANKINGS

USTFCCCA Outdoor Rankings

MEN

1. Texas A&M
2. Florida
3. USC
4. LSU
5. Alabama
6. Texas Tech
7. USC
8. Mississippi State
9. Auburn
10. Texas
11. Georgia
12. Virginia
13. Arizona State
14. Virginia Tech
15. Cal
16. Ole Miss
17. Kentucky
18. Washington
19. BYU
20. South Carolina
21. Arizona
22. Minnesota
23. Kansas
24. Penn State
25. Montana State

WOMEN

1. Texas A&M
2. LSU
3. South Carolina
4. Nebraska
5. Texas Tech
6. Oregon
7. Ole Miss
8. Arkansas
9. BYU
10. Texas
11. Georgia
12. Florida
13. TCU
14. USC
15. Tennessee
16. UCF
17. UTEP
18. UCLA
19. Baylor
20. Cal
21. Duke
22. Virginia
23. Notre Dame
24. Penn
25. Houston

HAWKEYE HURDLERS

Seniors **Marriel Bruxvoort**, **Paige Magee** and **Tionna Tobias** contribute to a women's hurdle group that is ranked first in the nation in the 400-meter hurdles and seventh in the 100-meter hurdles. Magee set the school record in the 100-meter hurdles (12.90) last season, while Tobias ranks third on the program record board (13.11). Magee ranks second at Iowa in the 400-meter hurdles (56.62) while Bruxvoort ranks fifth (56.71). Magee also set a school record in the 60-meter hurdles at Big Ten Indoors, racing 7.99 in the prelims to tie for the best time in the Big Ten and seventh nationally this year. Magee was a second-team All-American in the 60-meter hurdles. The men's team returns three top-10 hurdlers in school history, including seniors **Grant Conway**, **Gratt Reed** and **Austin West**. Junior **Kalil Johnson** returns from a school-record shuttle hurdle relay team. Iowa ranks third nationally in the men's 110 hurdles.

TIONNA TOBIAS-ED

In addition to her hurdle prowess, Tobias was a Big Ten Champion last season in the women's heptathlon, earning 5,640 points for the second-best total in program history. At the Florida Relays, Tobias improved to third in program history in the long jump at 6.51 meters (21' 4.25"). Last time out, Tobias helped Iowa to victory in the 4x100 meters at the Jim Click Shootout, tying for the No. 6 time in program history (44.44). Tobias is a two-time All-American, earning second-team honors in the 2024 indoor long jump and honorable mention in the 2023 heptathlon. Tobias and freshman **Maud Zeffou-Poaty** lead a high jump group ranked fifth nationally.

NEED FOR SPEED

Iowa returns a senior quartet in the men's 4x100 that placed eighth at the NCAA Outdoor Championships last season. The group includes Kalen Walker, Austin Kresley, Gratt Reed and **Damoy Allen**. Walker has been stellar for Iowa this season, setting program records in the 100 meters (10.09) and 60 meters (6.51). Kresley is first in men's program history in the 200 meters (20.26) and second in the 100 meters (10.10). On the women's side, senior **Lia Love** set the program 60-meter record at 7.24. Love was blazing in the outdoor opener with a wind-aided 11.15 in the 100 meters and helped the 4x100 team to a ninth all-time result (44.54). Love also was a member of the winning 4x100 at the Jim Click Shootout that ranks sixth at Iowa (44.44).

THE BOOKIN-NOSBISCH CLUB

Twins Alli and **Grace Bookin-Nosbisch** have etched their names in the annals of the Iowa record book. Alli broke the school record in the 800 meters at the Florida Relays, racing 2:03.26. She also set the indoor record (2:03.42) this season. Grace ranks fourth outdoors (2:05.49) and seventh indoors (2:02.21). In the indoor distance-medley relay, the duo shares real estate on at the top. The twins contribute to an 800-meter crew that is ranked sixth in Division I this week.

IN THE FAST LANE: RIVALDO MARSHALL

Senior Rivaldo Marshall busted the Iowa outdoor 800-meter record last time out, racing 1:45.86 to win at the Jim Click Shootout. That time surpasses the Olympic trials standard and ranks fourth in Division I this season. Marshall was named USTFCCCA Midwest Athlete of the Year on March 15 for his indoor accomplishments. Marshall became Iowa's first national champion in the 800 meters on March 9, running 1:46.96. Marshall also owns the program indoor record (1:46.86) set at the Tyson Invitational on Feb. 10. The Kingston, Jamaica, native arrived in Iowa City this season by way of Indian Hills, where he was an NJCAA Indoor National Champion in the 800 meters last season. Marshall has competed in just five meets as a Hawkeye, earning four victories. Marshall was USTFCCCA Men's National DI Athlete of the Week for his win at the Jimmy Grant Invite on Dec. 9. Marshall placed fifth in the 800 (1:49.32) and anchored the 4x400 relay team to a third-place finish (3:07.48) at Big Ten Indoors.

THROW IT DOWN

Iowa throwers have set 10 marks ranked inside the program top five this season. Indoors, sophomores **Sean Smith** and **Austin Busch** posted the second and fourth ranked weight throws in men's program history, respectively. Seniors **Jamie Kofron** (3rd) and **Alivia Bauer** (5th) improved their standings in the women's weight throw, and senior **Kat Moody** threw the second-ranked shot put in school history. This outdoor season, Mike Stein threw a school record in the men's javelin and sophomore **Lizzie Korczak** threw the No. 2 mark in the women's javelin (50.62m | 166' 1"). Smith (4th) and Busch (5th) threw program marks in the hammer throw, and sophomore **Wisdom Williams** threw the No. 4 mark in the women's shot put.

UPDATING THE ALL-TIME LISTS

The Hawkeyes have made 48 updates to the program record boards this season, including 14 outdoor top-10 performances.

- Men's 100 meters: Walker (1st)
- Women's 800 meters: A. Bookin-Nosbisch (1st)
- Men's 800 meters: Marshall (1st)
- Men's 3K Steeplechase: Kuhn (7th)
- Men's 10k: Burnett (7th)
- Women's 4x100: Tobias, Love, Duax Magee (T-6th) | Duax, Love, Pattison, Edison (10th)
- Men's Hammer Throw: Smith (4th), Busch (5th)
- Women's Shot Put: Williams (4th)
- Men's Javelin: Stein (1st)
- Women's Javelin: Korczak (2nd)
- Women's Long Jump: Tobias (3rd), Zeffou-Poaty (5th)

GREAT INDOORS

The Hawkeyes reached historic heights this indoor season.

- The women's team placed third at the Big Ten Indoor Championships on Feb. 24, matching the program's best finish set last year. The Hawkeyes tallied 73 points and sent three qualifiers to the NCAA Indoor Championships.
- For the men, junior **Rivaldo Marshall** became the first 800-meter national champion in program history, racing 1:46.96 for the gold at nationals.
- Iowa placed ninth at the NCAA Indoor Championships with 21 points, good for the second-highest finish at the meet in school history. Iowa had four qualifiers and three first-team All-Americans.
- In total, the Hawkeyes set seven school records during the indoor season:
 - Lia Love – Women's 60m (7.24)
 - Kalen Walker – Men's 60m (6.51)
 - Paige Magee – Women's 60m Hurdles (7.99)
 - Alli Bookin-Nosbisch – Women's 800m (2:03.42)
 - Rivaldo Marshall – Men's 800m (1:46.86)
 - Sean Smith – Men's Weight Throw (22.28m)
 - Daniela Wamokpego – Women's Triple Jump (13.24m)

RETURNING PRODUCTION

- The men's squad retains three Big Ten medalists, 20 conference place-finishers and 10 NCAA Outdoor Championships entries from a team that placed third at the conference meet last season.
- Five outdoor men's record-setters return. That group includes Kresley (100m, 200m), Stein (javelin), senior **Austin West** (decathlon) and the 4x100 group of Walker, Kresley, Reed and Allen.
- Iowa's 4x100 relay team placed eighth at NCAA Outdoors last season and finished Big Ten runners-up. West is Iowa's top returner from nationals last season, where he placed third with 8,054 points in the decathlon.
- The women's team returns three Big Ten medalists and seven entries from the NCAA Outdoor Championships last spring.
- Magee competed in three events at nationals, including the 100-meter hurdles, 400-meter hurdles and 4x400-meter relay. Magee took runner-up in the 100-meter hurdles and 400-meter hurdles at the Big Ten meet.
- The women's team also returns three of four total individuals from last season that earned All-American honorable mentions.
- Tobias was the women's heptathlon Big Ten Champion in 2023.

UP NEXT

Iowa competes April 17-20 at the Mt. Sac Relays in Walnut, California.

2024 OUTDOOR SEASON BESTS

MEN'S OUTDOOR SEASON BESTS

100 Meters	Kalen Walker	* 10.09
110 Hurdles.....	Gratt Reed.....	% 13.67
200 Meters	Austin Kresley.....	21.16
400 Meters	Josh Pugh	46.64
400 Hurdles.....	Isaac Lewis.....	51.78
800 Meters	Rivaldo Marshall.....	* 1:45.86
1,500 Meters.....	Brett Wasick.....	3:55.70
3,000 Steeplechase..	Hayden Kuhn.....	9:01.92
10,000 Meters	Brayden Burnett	29:41.66
4x100 Relay.....	Granjean, Reed, Stapleton Jr., Johnson.....	40.03
4x400 Relay.....	Pugh, P. Jefferson, Schreiner, Wasick	3:10.36
High Jump.....	Zack Pluff	6-4 3/4 (1.95m)
Long Jump	Sal Capaldo	22-11 1/4 (6.99m)
Pole Vault.....	Sal Capaldo	13-11 1/4 (4.25m)
Shot Put	Quintin Lyons	56-5 3/4 (17.21m)
Discus.....	Walker Whalen	163-11 (49.98m)
Hammer Throw.....	Sean Smith	209-9 (63.94m)
Javelin.....	Mike Stein	* 260-0 (79.26m)
Decathlon.....	Sal Capaldo	7,085 points

WOMEN'S OUTDOOR SEASON BESTS

100 Meters	Lia Love.....	% 11.15
100 Hurdles.....	Paige Magee	13.14
200 Meters	Holly Duax	23.63
400 Meters	Ali Dorn.....	54.09
400 Hurdles.....	Mariel Bruxvoort	57.49
800 Meters	Alli Bookin-Nosbisch.....	* 2:03.24
1,500 Meters.....	Amber Aesoph	4:28.46
3,000 Meters.....	Amber Aesoph	9:38.13
3,000 Steeplechase..	Rowan Boulter.....	11:15.23
5,000 Meters.....	Abby Ryon	17:10.93
4x100 Relay.....	Tobias, Love, Duax, Magee	44.44
4x400 Relay.....	Bruxvoort, Dorn, Perry, Duax.....	3:37.92
High Jump.....	Annie Wirth	5-9 1/4 (1.76m)
Long Jump	Tionna Tobias.....	21-4 1/4 (6.51m)
Triple Jump	Daniela Wamokpego	40-7 1/2 (12.38m)
Shot Put	Kat Moody	55-2 3/4 (16.83m)
Discus.....	Kat Moody	183-6 (55.95m)
Javelin.....	Lizzie Korczak	166-1 (50.62m)
Hammer Throw	Jamie Kofron.....	183-7 (55.96m)
Heptathlon.....	Annie Wirth	5,332 points

* -- school record, % -- wind-aided

MEDIA INFORMATION

Contact John Leo and Jack Bacon for the Media Availability Schedule. For specific student-athlete requests, please notify John and Jack at least 24-hours in advance. Coach and select student-athletes will address the media following home meets.

UI STRATEGIC COMMUNICATIONS

John Leo (*Assistant Director*)
 Cell Phone: 319-429-1075
 Email:.....john-leo@uiowa.edu

Jack Bacon (*Communications Contact*)
 Cell Phone: 319-330-4403
 Email:.....john-r-bacon@uiowa.edu

2024 ROSTERS


MEN

Name	Event	Yr.
Damoy Allen	Sprints	Sr.
Connor Belken	Sprints	Sr.
Koby Brackemeyer	Mid-Distance	Sr.
Zidane Brown	Sprints	Jr.
Brayden Burnett	Distance	So.
Austin Busch	Throws	RS Fr.
Sal Capaldo	Multi Events	So.
Grant Conway	Hurdles	Sr.
Duke Faley	Hurdles	Jr.
James Fingalsen	Mid-Distance	Fr.
Ian Geisler	Distance	Jr.
Nicholas Gorsich	Hurdles	Fr.
Miles Granjean	Hurdles	Fr.
Kai Graves-Blanks	Hurdles	Fr.
Nate Harbert	Distance	So.
Jaylin Holmes	Hurdles	So.
Carson Houg	Distance	So.
Precious Irivi	Jumps	Fr.
Kaleba Jack	Jumps	Jr.
Khullen Jefferson	Sprints	Sr.
Phillip Jefferson	Hurdles	So.
Jordan Johnson	Throws	Sr.
Kalil Johnson	Hurdles	Jr.
Aidan King	Distance	Jr.
Austin Kresley	Sprints	Sr.
Hayden Kuhn	Distance	So.
Carson Lane	Mid-Distance	Fr.
Derek Leicht	Mid-Distance	So.
Caleb Levy	Mid-Distance	Fr.
Isaac Lewis	Hurdles	Fr.
Chase Lovercheck	Mid-Distance	5th Yr.
Quintin Lyons	Throws	Sr.
Rivaldo Marshall	Mid-Distance	Jr.
Tyrese Miller	Sprints	So.
Elijah Morris	Sprints	Jr.
Nick O'Connor	Mid-Distance	Sr.
Jack Pendergast	Distance	Sr.
Zack Pluff	Jumps	Sr.
Josh Pugh	Sprints	Fr.
Gratt Reed	Hurdles	Sr.
Will Ryan	Distance	So.
Ryan Schreiner	Mid-Distance	So.
Evan Schuster	Sprints	Sr.
Sean Smith	Throws	So.
De'Andre Stapleton Jr.	Jumps	Sr.
Joe Stein	Sprints	Sr.
Mike Stein	Javelin	So.
Martin Strong	Mid-Distance	Jr.
Kalen Walker	Sprints	Sr.
Brett Wasick	Mid-Distance	So.
Austin West	Multi Events	Sr.
Walker Whalen	Throws	So.
Drake Woody	Hurdles	Sr.
Yohana Yual	Distance	Jr.

WOMEN

Name	Event	Yr.	Name	Event	Yr.
Amber Aesoph	Distance	Sr.	Brooke McKee	Distance	Sr.
Madeline Andelbradt	Multi-Events	So.	Lauren McMahon	Distance	Jr.
Alivia Bauer	Throws	Sr.	Ella Meeuwssen	Jumps	RS So.
Jalyssa Blazek	Distance	So.	Kat Moody	Throws	Sr.
Alli Bookin-Nosbisch	Mid-Distance	Sr.	Katie Moore	Mid-Distance	Sr.
Grace Bookin-Nosbisch	Mid-Distance	Sr.	Julia Pattison	Sprints	So.
Rowan Boulter	Distance	So.	Nylah Perry	Hurdles	Sr.
Miya Brines	Multi-Events	Jr.	Katie Petersen	Hurdles	Sr.
Mariel Bruxvoort	Hurdles	Sr.	Clare Pitcher	Mid-Distance	Sr.
Dimia Burrell	Jumps	Jr.	Ellie Rathe	Distance	So.
Gabby Cortez	Mid-Distance	So.	Ellie Rickertsen	Hurdles	So.
Ali Dorn	Mid-Distance	Sr.	Carlee Rochford	Multi-Events	Fr.
Holly Duax	Sprints	So.	Ava Rush	Mid-Distance	Fr.
Alexandria Edison	Sprints	So.	Abby Ryon	Distance	Sr.
Claire Edmondson	Distance	Sr.	Miriam Sandeen	Distance	Jr.
Laney Fitzpatrick	Mid-Distance	Jr.	Lillian Schmidt	Distance	Jr.
Ali Frandsen	Hurdles	Fr.	Sydney Smith	Throws	Fr.
Natalie Harris	Hurdles	So.	Audra Soderlind	Distance	Fr.
Jade Hunter	Jumps	Jr.	Aleah Tenpas	Distance	So.
Kayla Hutchins	Jumps	Sr.	Tionna Tobias	Jumps	Sr.
Jaiden Itson	Mid-Distance	Jr.	Kelli Tosic	Distance	Sr.
Lily Johannes	Mid-Distance	So.	Ellie Twedt	Distance	Sr.
Cameron Kalaway	Distance	Fr.	Daniela Wamokpego	Jumps	Fr.
Clare Kelly	Distance	Fr.	Arianna Williams	Sprints	Fr.
Jamie Kofron	Throws	Sr.	Wisdom Williams	Throws	So.
Lizzie Korczak	Throws	RS So.	Peyton Wilson	Throws	Fr.
Chloe Larsen	Mid-Distance	RS So.	Ann Wirth	Multi-Events	Fr.
Lia Love	Sprints	Jr.	Isabelle Woody	Multi-Events	So.
Olicia Lucas	Sprints	Fr.	Maud Zeffou-Poaty	Jumps	Fr.
Paige Magee	Hurdles	Sr.			
Brynley McDermott	Sprints	Jr.			

FRANCIS X. CRETZMEYER TRACK




The University of Iowa track and field team practices and competes at the Francis X. Cretzmeyer Track during the outdoor season. Located within walking distance of Carver-Hawkeye Arena and Pearl Field, the track was completed in 1986. The facility was named after the late Francis X. Cretzmeyer, who coached the men's cross country and track teams from 1948-78 and led the Hawkeyes to five Big Ten team titles.

In June 2008, floodwaters and debris damaged the entire track complex, which was completely reconstructed and refinished for competition in 2010. The track features an IAAF certified, BSS 1000 track and field surface designed by Benyon Sports Surfaces. The state of the art full-pour polyurethane surface provides the resiliency and return of energy necessary for NCAA athletes to compete at the highest level.

Iowa hosted the 1987, 2000, 2011, and 2019 Big Ten Championships at Cretzmeyer Track. The Hawkeyes won the conference title on their home track in 2011 (men) and 2019 (men).



MEN'S OUTDOOR ALL-TIME TOP 10 PERFORMERS



James Carter Jr.



Nikolas Curtiss



Jeffery Herron




Gabe Hull



Austin Kresley



Rivaldo Marshall



Anthuan Maybank

100 Meters

1. **Kalen Walker, 2024** **10.09**
2. **Austin Kresley, 2023** **10.10**
3. Justin Austin, 2011 10.21
4. O'Shea Wilson, 2017 10.22
5. George Page, 1996 10.25
6. James Harrington, 2015 10.26
7. Anthuan Maybank, 1994 10.31
- Tim Dwight, 1997 10.31
- Josh Larney, 2013 10.31
- Vinnie Saucer, Jr., 2015 10.31

110-Meter High Hurdles

1. Jaylan McConico, 2021 13.23
2. Aaron Mallett, 2017 13.24
3. Josh Braverman, 2022 13.41
4. Jamal Britt, 2021 13.45
5. Pat McGhee, 1989 13.50
- Gratt Reed, 2023** **13.50**
7. Dion Trowers, 1996 13.62
8. Ronnie McCoy, 1985 13.66
- Grant Conway, 2022** **13.66**
10. Ethan Holmes, 2011 13.73

200 Meters

1. **Austin Kresley, 2023** **20.26**
2. Justin Austin, 2011 20.46
3. Jeff Patrick, 1983 20.47
4. James Harrington, 2015 20.50
5. Karayme Bartley, 2019 20.51
6. **Gratt Reed, 2023** **20.54**
7. Anthuan Maybank, 1994 20.55
8. Victor Green, 1984 20.60
9. Antonio Woodard, 2018 20.61
10. Andre Morris, 1995 20.64

400 Meters

1. Jenoah McKiver, 2022 44.74
2. Mar'yea Harris, 2018 44.94
3. Anthuan Maybank, 1993 44.99
4. Andre Morris, 1995 45.15
5. Mike Mondane, 1967 45.20
6. Wayne Lawrence, Jr., 2019 45.33
7. Steven Willey, 2010 45.78
8. Karayme Bartley, 2019 45.80
9. Everett Steward, 2022 45.94
10. DeJuan Frye, 2018 46.17

400-Meter Hurdles

1. Pat McGhee, 1988 48.94
2. **Austin West, 2023** **49.34**
3. Jamal Britt, 2021 49.69
4. Julien Gillum, 2023 49.73
5. Monte Raymond, 1998 50.09
5. Ray Varner, 2010 50.24
7. Chris Douglas, 2019 50.32
8. Paul Steele, 1989 50.45
9. Russell Peterson, 2001 50.50
10. Ethan Holmes, 2013 50.51

800 Meters

1. **Rivaldo Marshall, 2024** **1:45.86**
2. Erik Sowinski, 2012 1:45.90
3. Matt Manternach, 2019 1:46.93
4. Carter Lilly, 2016 1:46.95
5. Alec Still, 2022 1:47.50
6. Bill Frazier, 1962 1:47.64
7. D'Juan Strozier, 1990 1:47.82
8. Adam Hairston, 2011 1:48.10
9. Tysen VanDraska, 2021 1:48.13
10. Armando Bryson, 2022 1:48.31

1,500 Meters

1. Max Murphy, 2022 3:40.63
2. Jeff Thode, 2010 3:43.02
3. Kal Lewis, 2021 3:43.32
4. Joel Moeller, 1978 3:44.01
5. Jim Docherty, 1978 3:44.30
6. Nathan Mylenek, 2019 3:44.49
7. Sam Fourman, 2015 3:44.50
8. Michael Melchert, 2018 3:44.59
9. Adam Jones, 2017 3:45.48
10. Dan Waters, 1986 3:46.35

3,000-Meter Steeplechase


1. Nathan Mylenek, 2021 8:35.41
2. Deacon Jones, 1956 8:47.40
3. Steve Pershing, 1978 8:54.59
4. Andy Morris, 2000 8:56.21
5. Matt Gerard, 1994 8:57.01
6. Andy Napier, 2008 8:57.54
7. **Hayden Kuhn, 2024** **9:01.92**
8. Rollie Kitt, 1967 9:02.90
9. Al Greene, 1985 9:02.96
10. Tony Rakaric, 2005 9:03.29

5,000 Meters

1. Max Murphy, 2023 13:39.77
2. Micah VanDenend, 2007 13:49.31
3. Nathan Mylenek, 2021 13:54.15
4. Nick Trattner, 2023 13:55.57
5. Daniel Soto, 2021 13:55.71
6. Larry Wiczorek, 1968 13:56.00
7. Kevin Herd, 1993 13:59.00
8. Stetson Steele, 2000 14:02.76
9. Kevin Lewis, 2014 14:02.78
10. Eric MacTaggart, 2005 14:04.79



Jaylan McConico



Pat McGhee




Jenoah McKiver



Nathan Mylenek

MEN'S OUTDOOR ALL-TIME TOP 10 PERFORMERS



Max Murphy



Stetson Steele



Mike Stein



Kalen Walker



Austin West



Todd Wigginton



Arno
van der Westhuizen

10,000 Meters

1. Stetson Steele, 2000 28:44.47
2. Daniel Soto, 2021 28:48.18
3. Eric MacTaggart, 2006 28:50.23
4. Max Murphy, 2022 28:57.96
5. Kevin Lewis, 2015 28:59.62
6. Nick Trattner, 2022 29:39.83
7. **Brayden Burnett, 2024 29:41.66**
8. Nick Nordheim, 2002 29:44.71
9. Trent Corey, 2002 29:45.25
10. Ian Eklin, 2017 29:47.06

Decathlon

1. **Austin West, 2022 8,331 pts**
2. Will Daniels, 2021 7,864 pts
3. William Dougherty, 2018 7,673 pts
4. Peyton Haack, 2021 7,458 pts
5. Kyle Reid, 2013 7,203 pts
6. Jack Eckert, 2015 7,087 pts
7. **Sal Capaldo, 2024 7,085 pts**
8. Dan Rolling, 2010 6,957 pts
9. Scott Faber, 2000 6,839 pts
10. Ryan Niver, 2008 6,837 pts

High Jump

1. Jeffery Herron, 2012 7-4 1/4 (2.24)
2. Bill Hansen, 1978 7-4 (2.23)
- Bill Knoedel, 1975 7-4 (2.23)
4. Kevin Spejcher, 2014 7-2 1/2 (2.20)
5. M. Cunningham, 1986 7-1 (2.16)
- Kenneth Lansing, 1988 7-1 (2.16)
- Jay Hunt, 2019 7-1 (2.16)
8. Pat Meade, 1987 7-0 1/4 (2.14)
- Zack Pluff, 2023 7-0 1/4 (2.14)**
10. Graham Valdes, 2012 6-11 3/4 (2.12)

Pole Vault

1. Todd Wigginton, 1984 17-0 (5.18)
2. Chad Ohly, 1994 16-8 3/4 (5.10)
- Kyle Reid, 2013 16-8 3/4 (5.10)
4. Curt Broek, 1978 16-8 (5.08)
5. Andy Jatis, 2018 16-7 1/2 (5.07)
6. Phil Wertman, 1971 16-7 (5.05)
- Kelly Scott, 1988 16-7 (5.05)
8. Peyton Haack, 2021 16-4 3/4 (5.00)
9. John Teffer, 1972 16-2 (4.93)
10. Alex Zona, 2009 16-0 3/4 (4.90)

Long Jump

1. Anthuan Maybank, 1993 27-1 (8.25)
2. Bashir Yamini, 1997 26-8 1/4 (8.13)
3. James Carter, Jr., 2022 26-3 (8.00)
4. Paul Jones, 1989 25-10 1/4 (7.88)
5. Darren Smith, 1991 25-9 3/4 (7.86)
6. Quinn Early, 1986 25-7 1/4 (7.80)
7. O'Shea Wilson, 2017 25-5 1/4 (7.75)
8. Ed Gordon, 1931 25-4 3/8 (7.68)
9. Matty Gorman, 2006 25-1 1/4 (7.65)
10. Ronnie McCoy, 1985 25-0 (7.62)

Triple Jump

1. James Carter, Jr., 2023 54-8 3/4 (16.68)
2. Troy Doris, 2012 54-8 (16.66)
3. Paul Jones, 1990 53-9 (16.38)
4. Babatunde Amosu, 2015 53-0 (16.15)
5. Antwon James, 2017 52-4 1/2 (15.96)
6. Klyvens Delaunay, 2013 52-2 1/2 (15.91)
7. Gordon Finch, 1988 50-9 1/4 (15.47)
8. Mike Lacy, 1984 50-5 (15.36)
9. **Deandre Stapleton, Jr. 2023 50-4 3/4 (15.36)**
10. Pat Miller, 1985 49-8 1/2 (15.25)

Shot Put

1. Nikolas Curtiss, 2022 65-9 (20.04)
2. Jeremy Allen, 2001 63-2 3/4 (19.27)
3. Reno Tuufuli, 2018 62-10 3/4 (19.17)
4. Ken Kemeny, 2005 62-3 (18.97)
5. Shane Maier, 2006 62-2 1/4 (18.95)
6. Andy Banse, 2005 61-11 1/2 (18.88)
7. John Hickey, 2008 61-9 1/2 (18.83)
8. Elijah Barnes, 2023 60-11 1/4 (18.57)
9. Avery Meyers, 2017 60-4 (18.39)
10. Chris Gambol, 1987 60-0 1/2 (18.30)

Discus

1. Gabe Hull, 2014 207-1 (63.11)
2. Reno Tuufuli, 2019 205-2 (62.54)
3. A.J. Curtis, 2007 202-11 (61.84)
4. Gary Kostrubala, 1986 202-4 (61.68)
5. Jeremy Allen, 2001 195-4 (59.54)
6. **Jordan Johnson, 2022 ... 195-3 (59.52)**
7. Tim Brodersen, 2005 193-6 (58.98)
8. Avery Meyers, 2017 185-8 (56.61m)
9. Brad Daufeldt, 2004 185-0 (56.40)
10. Nick Brayton, 2009 180-11 (55.15)

Hammer

1. A. van der Westhuizen, 2001 222-11 (67.94)
2. Adam Hamilton, 2007 222-2 (67.73)
3. Jim Costello, 2002 217-7 (66.32)
4. **Sean Smith, 2024 209-9 (63.94)**
5. **Austin Busch, 2024 209-0 (63.72)**
6. Brad Daufeldt, 2004 207-10 (63.34)
7. Chris Voller, 2005 206-0 (62.80)
8. Matt Banse, 2012 201-11 (61.55)
9. Tyler Lienau, 2021 199-6 (60.81)
10. Jeremy Allen, 2001 199-0 (60.66)

Javelin

1. **Mike Stein, 2024 260-0 (79.26)**
2. Matt Byers, 2011 245-8 (74.89)
3. Bill Neumann, 2002 244-8 (74.58)
4. Dan Ralph, 2000 227-10 (69.44)
5. **Austin West, 2023 212-9 (64.85)**
6. Sam Joens, 2015 211-5 3/4 (64.45)
7. Zach Schimp, 2010 211-0 (64.32)
8. Alex Balke, 2016 205-11 (62.77)
9. Kale Katt, 2007 204-0 (62.17)
10. Joel Storm, 2004 203-5 (62.01)

MEN'S OUTDOOR ALL-TIME TOP 10 RELAYS

4x100-Meter Relay

1. **Walker, Kresley, Reed, Allen**, 2023 38.64
2. **Walker, Kresley, Reed, K. Jefferson**, 2022 39.03
3. Brissett, Wilson, Thompson, Mallett, 2017 39.12
4. Hofacker, Woodard, Lawrence Jr., Bartley, 2019 39.17
5. Mincy, Wilson, Harrington, Brown, 2014 39.19
6. **Walker, Kresley, Reed, Stapleton Jr.**, 2023 39.19
7. Mincy, Austin, E. Holmes, Larney, 2013 39.31
8. **K. Johnson, Kresley, Reed, K. Jefferson**, 2022 39.31
9. **Walker, Kresley, Stapleton Jr., West**, 2023 39.41
10. Saucer, Jr., Brissett, Harrington, Mallett, 2016 39.44

Shuttle Hurdle Relay

1. **Conway, Braverman, K. Johnson, Reed**, 2022 56.74
2. McGhee, Armstrong, Falls, Stelle, 1989 57.80
3. Wigginton, Jones, Lacey, McCoy, 1985 59.77
4. Williams, Haack, Braverman, McConico, 2019 1:01.14
5. 1975 1:05.20

4x200-Meter Relay

1. James, Mallett, Harris, B. Thompson, 2017 1:23.02
2. B. Thompson, Brissett, Harrington, Ganschow, 2016 1:23.36
3. B. Thompson, Ganschow, Frye, Hofacker, 2017 1:23.73
4. Richardson, Sayon, Richards, Chaney, Jr., 2009 1:24.85
5. Harrington, VanCleave, Wilson, Mallett, 2014 1:24.86
6. Austin, Brown, Larney, VanCleave, 2013 1:25.60
7. Wilson, Sorrells, Douglas, Williams, 2018 1:25.87
8. Barclay, McCalister, Jensen, Elliott, 1979 1:26.39
9. Sorrells, Braverman, Douglas, Haack, 2019 1:28.29
10. Thomas, Balkrishnan, Patterson, Freidrich 1991 1:28.38

4x400-Meter Relay

1. Lawrence Jr., Woodard, Bartley, Harris, 2019 3:00.14
2. Steward, **Richards**, Gudgel, Gillum, 2022 3:01.79
3. Frye, Harris, Hofacker, Ogwo, 2017 3:01.91
4. Steward, Bryson, Gillum, McKiver, 2022 3:02.39
5. Lietz, Woodard, Gillum, Lawrence, Jr., 2021 3:02.54
6. Lawrence Jr., Woodard, Hofacker, Harris, 2019 3:03.10
7. Morris, Davis, Page, Rozell, 1995 3:03.11
8. Branch, Dwight, Dodge, Yamini, 1999 3:03.29
9. **West**, Bryson, Gudgel, Gillum, 2022 3:03.62
10. Frye, Woodard, Hofacker, Harris, 2018 3:03.69

Sprint Medley Relay

1. McCorkle, Jones, Chung, Strozier, 1990 3:15.64
2. Sayon, Austin, Willey, Sowinski, 2011 3:16.18
3. Richards, Larney, Davey, Sowinski, 2012 3:17.25
4. Richardson, Richards, Willey, Sowinski, 2010 3:17.74
5. **Reed, K. Jefferson**, Gillum, Still, 2022 3:18.06
6. Hofacker, Woodard, Harris, VanDraska, 2018 3:18.11
7. Saucer, Jr., Brissett, Harris, Lilly, 2016 3:18.53
8. Hofacker, Woodard, Harris, Lilly, 2017 3:18.73
9. Armstrong, Thomas, Maybank, Strozier, 1991 3:18.93
10. Yamini, Davis, Dodge, Donovan, 1999 3:19.87

4x800-Meter Relay

1. Schum, Christensen, Steffen, Criswell, 1971 7:18.60
2. Gudgel, Bryson, Abrego, Still, 2022 7:19.13
3. VanDraska, Still, Teubel, Lilly, 2019 7:22.50
4. Hairston, Prom, Thode, Sowinski, 2011 7:23.77
5. Manternach, VanDraska, W. Teubel, Lilly, 2017 7:24.77
6. **Schreiner, Strong**, Bryson, Gudgel, 2023 7:26.00
7. Melchert, Manternach, N. Teubel, Lilly, 2018 7:28.37
8. Corrigan, Blackman, Strozier, Chambers, 1989 7:29.00
9. Hoffman, Olson, Still, VanDraska, 2021 7:29.81
10. Melchert, Dorman, Lilly, Larrison, 2016 7:30.32

Distance Medley Relay

1. Pershing, Moeller, Slack, Docherty, 1978 9:39.94
2. Kuczvara, Barton, Hairston, Thode, 2011 9:41.37
3. N. Holmes, VanCleave, Sowinski, Thode, 2012 9:41.59
4. Young, Barton, Kuczvara, Luciano, 2010 9:42.97
5. **Lewis**, Steward, Abrego, Murphy, 2022 9:47.73
6. Mylenek, Thompson, Manternach, Melchert, 2018 9:50.70
7. VanDraska, Lawrence Jr., Teubel, Mylenek, 2019 9:53.14
8. Prom, Davey, Weir, Witt, 2013 9:53.83
9. Theisen, Williams, Wiesa, Waters, 1985 9:54.04
10. Wilfong, Slaymaker, W. Teubel, Witt, 2013 9:54.05

4x1,600-Meter Relay

1. Pershing, Fuller, Moeller, Docherty, 1978 16:27.70
2. Rakaric, Webster, MacTaggart, VanDenend, 2006 16:55.43
3. Lewis, Witt, Hart, Fourman, 2015 16:58.44
4. Price, Eklin, Gardarsson, Docherty, 2016 17:00.30
5. Paul, Kadlec, Thode, Luciano, 2010 17:01.46
6. Witt, Lewis, Hart, Butler, 2014 17:01.65
7. N. Holmes, Witt, Thode, Lewis, 2012 17:02.26
8. Thomas, Allen, Rakaric, Lloyd, 2003 17:06.27
9. **Yual, Geisler, Pendergast, Kuhn**, 2023 17:11.68
10. Pittman, Novotny, Feeldy, Marquardt, 1995 17:12.49

WOMEN'S OUTDOOR ALL-TIME TOP 10 PERFORMERS



Meghan Armstrong

Alli Bookin-Nosbisch

Marta Bote Gonzalez

Nan Doak

Briana Guillory

LaSarah Hargrove

Amanda Howe

100 Meters

1. LaSarah Hargrove, 2022 11.20
2. **Lia Love, 2023 11.21**
2. Brittany Brown, 2018..... 11.28
4. Briana Guillory, 2016..... 11.35
5. Lake Kwaza, 2015..... 11.40
6. Vivien McKenzie, 1985..... 11.45
7. Davera Taylor, 1984 11.51
8. Erica Broomfield, 1998..... 11.53
9. Jiselle Providence, 2001 11.57
10. Tanja Reid, 1994..... 11.60
- Peches Roach, 2005..... 11.60

100-Meter Hurdles

1. **Paige Magee, 2023 12.90**
2. Myreanna Bebe, 2023..... 12.94
3. **Tionna Tobias, 2023..... 13.11**
4. Tiffany Johnson, 2007 13.20
5. Jenny Kimbro, 2018 13.22
6. Jahisha Thomas, 2017 13.46
7. Tria Simmons, 2019..... 13.49
- Natalie Harris, 2023 13.49**
9. Kaessa Farley, 2009..... 13.53
10. C. Prendergast, 1999..... 13.60
- Paula Ruen, 2000..... 13.60

200 Meters

1. Brittany Brown, 2017 22.42
2. LaSarah Hargrove, 2022 22.72
3. Briana Guillory, 2016..... 22.89
4. Elexis Guster, 2016..... 23.03
5. Lake Kwaza, 2016..... 23.17
6. **Lia Love, 2023 23.23**
7. Shellene Williams, 2004..... 23.50
8. Kineke Alexander, 2006..... 23.58
9. Davera Taylor, 1984 23.59
10. Vivien McKenzie, 1985..... 23.61
- Paige Magee, 2023 23.61**

400 Meters

1. Briana Guillory, 2018..... 51.30
2. Kineke Alexander, 2006..... 51.35
3. Elexis Guster, 2016..... 51.85
4. Shellene Williams, 2004..... 51.94
5. Ashley Liverpool, 2012..... 52.47
6. Ellen Grant, 1996..... 52.65
7. **Audrey Biermann, 2023 52.67**
8. **Tesa Roberts, 2023 52.86**
9. Alexis Hernandez, 2017 53.27
10. **Chloe Larsen, 2023 53.41**

400-Meter Hurdles


1. Mary Knoblauch, 1981 56.16
2. **Paige Magee, 2022 56.62**
3. Wynsome Cole, 1998..... 56.67
4. MonTayla Holder, 2014 56.70
5. **Mariel Bruxvoort, 2023 56.71**
6. Erin Dowd, 2022..... 56.77
7. Payton Wensel, 2022..... 57.63
8. Jenny Kimbro, 2019 58.27
9. **Nylah Perry, 2023 58.28**
10. Chris Davenport, 1981 59.18

800 Meters

1. **Alli Bookin-Nosbisch, 2024..... 2:03.24**
2. Bethany Praska, 2011 2:03.77
3. Mallory King, 2021..... 2:05.23
4. **Grace Bookin-Nosbisch, 2023 2:05.49**
5. Kay Stormo, 1982..... 2:05.67
6. **Clare Pitcher, 2022..... 2:06.05**
7. Taylor Arco, 2019..... 2:06.06
8. Michelle Lahann, 2004..... 2:06.79
9. Katharina Trost, 2015..... 2:07.09
10. Mahnee Watts, 2016 2:07.41



Aisha James



Jenny Kimbro

1,500 Meters

1. Meghan Armstrong, 2006 4:17.41
2. Betsy Flood, 2010..... 4:17.75
3. Jeanne Kruckeberg 1989 4:19.71
4. McKenzie Melander, 2012 4:20.22
5. Lauren Hardesty, 2009..... 4:20.40
6. Diane Nukuri, 2007..... 4:20.95
7. **Amber Aesoph, 2023 4:21.11**
8. Penny O'Brien, 1985 4:21.43
9. Kay Stormo, 1982..... 4:22.24
10. Rachelle Roberts, 1990 4:23.16

3,000 Meters

1. Diane Nukuri, 2008..... 9:18.82
2. Penny O'Brien, 1985 9:20.61
3. McKenzie Melander, 2012 9:21.59
4. Betsy Flood, 2010..... 9:22.63
5. Nan Doak, 1985 9:23.04
6. Tracy Dahl, 1992..... 9:23.53
7. Meghan Armstrong, 2006 9:28.03
8. Brooke Eilers, 2011 9:30.08
9. Jeanne Kruckeberg, 1989 9:30.69
10. Jennifer Brower, 1992 9:34.59

3,000-Meter Steeplechase

1. Marta Bote Gonzalez, 2015 10:23.15
2. Danielle Berndt, 2011 10:26.54
3. Jessica Schmidt, 2008 10:27.18
4. Sarah Arens, 2004 10:34.50
5. Hannah Roeder, 2011..... 10:35.22
6. **Brooke McKee, 2023..... 10:39.88**
7. Madison Waymire, 2017 10:41.91
8. Kelsey Hart, 2011 10:47.56
9. Anna Hostetler, 2019..... 10:57.25
10. Kelly Breen, 2017..... 10:59.99

5,000 Meters

1. Nan Doak, 1985 15:45.84
2. McKenzie Melander, 2012 15:57.13
3. Diane Nukuri, 2008..... 15:59.39
4. Betsy Flood, 2011..... 16:04.46
5. Meghan Armstrong, 2008 16:08.83
6. Brooke Eilers, 2011 16:11.86
7. Mareike Schrulle, 2013..... 16:12.66
8. Jenny Spangler, 1983 16:17.21
9. Tracy Dahl, 1992..... 16:18.77
10. Racheal Marchand, 2008..... 16:27.02

WOMEN'S OUTDOOR ALL-TIME TOP 10 PERFORMERS



Paige Magee



Diane Nukuri



Alana Redfern




Peaches Roach



Jessie Strand



Laulauga Tausaga



Jahisha Thomas

10,000 Meters

1. Diane Nukuri, 2008..... 33:17.01
2. Jennifer Brower, 1991 33:23.38
3. Meghan Armstrong, 2008 33:28.00
4. Nan Doak, 1985 33:33.03
5. Jenny Spangler, 1983 33:39.24
6. Andrea Shine, 2018..... 33:50.25
7. Racheal Marchand, 2008..... 34:05.87
8. McKenzie Melander, 2012 34:29.83
9. Tracy Dahl, 1992..... 34:30.09
10. Maddie Block, 2023..... 34:44.62

Heptathlon

1. Jenny Kimbro, 20215,679 pts
2. **Tionna Tobias, 2023..... 5,640 pts**
3. Tammilee Kerr, 2008.....5,633 pts
4. Tria Simmons, 2019.....5,557 pts
5. Dallyssa Huggins, 20215,437 pts
6. **Annie Wirth, 2024..... 5,332 pts**
7. Kathy Gillespie, 19835,262 pts
8. Tiff Pedersen, 2004.....4,976 pts
9. Janet Adams, 19814,855 pts
10. Sarah Ryan, 2012.....4,819 pts

High Jump

1. Peaches Roach, 2006.....6-1 1/4 (1.86)
2. Jenny Kimbro, 20196-0 3/4 (1.85)
3. Mary Mol, 1983 6-0 (1.83)
4. Khanishah Williams, 2013 5-11 1/4 (1.81)
5. Dallyssa Huggins, 2021. 5-10 1/2 (1.79m)
6. Caleigh Bacchus, 20105-10 (1.78)
7. Lynn McMillan, 1988.....5-9 1/4 (1.76)
- Aubrianna Lantrip, 2018.....5-9 1/4 (1.76)
- Tria Simmons, 2019.....5-9 1/4 (1.76)
- Annie Wirth, 2024.....5-9 1/4 (1.76)**

Pole Vault

1. Jessie Strand, 2003 12-10 1/4 (3.92)
2. Sarah Burgett, 2006 12-1 3/4 (3.70)
3. Kirsten Weismantle, 2011 12-0 (3.66)
4. Amy Smith, 2018.....11-11 3/4 (3.65)
5. Katie Truedson, 2010..... 11-5 1/4 (3.49)
6. Gina Shannon, 2001..... 11-2 1/4 (3.41)
7. Brittany Holst, 2013..... 11-1 (3.38)
8. Elyssa Tracy, 2015..... 10-6 (3.20)
9. Kacey Childs, 2000.....8-0 1/2 (2.45)

Long Jump

1. Aisha James, 200322-3 (6.78)
2. Jahisha Thomas, 201821-6 (6.55)
3. **Tionna Tobias, 2024..... 21-4 1/4 (6.51)**
4. Zinnia Miller, 2014 20-6 1/2 (6.26)
5. Renee White, 2008 20-3 3/4 (6.19)
- Maud Zeffou-Poaty, 2024**
..... **20-3 3/4 (6.19)**
7. Carisa Leacock, 201419-11 3/4 (6.09)
8. Amanda Carty, 201919-11 1/2 (6.08)
9. Becki Borg, 1988..... 19-7 1/4 (5.97)
10. Jenny Kimbro, 2018 19-7 (5.97)

Triple Jump

1. Jahisha Thomas, 2018 44-2 (13.46)
2. Renee White, 2008 43-10 3/4 (13.36)
3. Zinnia Miller, 201442-0 1/2(12.81)
4. **Kayla Hutchins, 2021..... 41-10 (12.75)**
5. Tiffany Johnson, 200741-8 3/4 (12.72)
6. Eavion Richardson, 2021 41-1 (12.52)
7. Carisa Leacock, 2012 40-10 1/2 (12.46)
8. Amanda Carty, 201940-11 (12.47)
9. Becki Borg, 1988.....40-7 1/2 (12.38)
- Tria Simmons,2016.....40-7 1/2(12.38)
- Daniela Wamokpego, 2024**
..... **40-7 1/2 (12.38)**

Shot Put

1. Laulauga Tausaga, 2019.59-1 1/2 (18.02)
2. Nia Britt, 2019.....55-7 3/4 (16.96)
- Kat Moody, 2023..... 55-7 3/4 (16.96)**
4. **Wisdom Williams, 2024**
..... **51-2 3/4 (15.61)**
5. Lisa Van Steenwyk, 1992..... 50-8 (15.44)
6. **Jamie Kofron, 2022.....50-6 (15.39)**
7. Nicole Berry, 2022.....50-5 1/4 (15.37)
8. Gail Smith, 198450-3 1/4 (15.32)
9. Denise Taylor, 1992.....50-1 3/4 (15.28)
10. Erika Hammond, 2019.....49-9 1/4 (15.17)

Discus

1. Laulauga Tausaga, 2019 ... 209-10 (63.94)
2. Serena Brown, 2021 196-2 (59.81)
3. K. Spanoudakis, 2019 190-1 (57.95)
4. **Kat Moody, 2023..... 185-3 (56.47)**
5. Majesty Tutson, 2013 181-1 (55.19)
6. Dakotah Goodell, 2014..... 169-4 (51.62)
7. **Jamie Kofron, 2022..... 166-1 (50.62)**
8. Kara Misel, 2021 162-1 (49.40)
8. Tiffany Medenwaldt, 2010..161-3 (49.16)
10. Denise Taylor, 1992..... 160-5 (48.90)

Javelin

1. Alana Redfern, 2003..... 181-5 (55.30)
2. **Lizzy Korczak, 2024 166-1 (50.62)**
3. Tammilee Kerr, 2008..... 163-5 (49.81)
4. Marissa Mueller, 2019..... 154-3 (47.02)
5. Mandy Beck, 1999 153-4 (46.74)
6. Dakotah Goodell, 2015 153-3 1/4 (46.71)
7. Terri Soldan, 1983..... 152-6 1/4 (46.48)
8. Shani Renning, 1990..... 152-3 (46.40)
9. Kayla Hochhalter, 2015 152-6 (46.48)
10. Clara Simon, 1981 149-9 (45.64)

Hammer Throw

1. Amanda Howe, 2022212-9 (64.84)
2. Laulauga Tausaga, 2019201-3 (61.34)
3. Annemie Smith, 2015... 200-1 1/2 (60.99)
- Nia Britt, 2019.....200-1 (60.99)
5. Allison Wahrman, 2021 198-7 (60.53)
6. Jasmine Simpson, 2013 197-7 (60.23)
7. **Alivia Bauer, 2023..... 195-9 (56.62)**
8. Becca Franklin, 2007 195-0 (59.45)
9. Ashlyn Gulvas, 2014..... 192-9 (58.75)
10. Leah Colbert, 2018 189-3 (57.69)

WOMEN'S OUTDOOR ALL-TIME TOP 10 RELAYS

4x100-Meter Relay

1. Hargrove, **Love**, Dowd, **Magee**, 2022 43.69
2. Kwaza, Guster, Guillory, Hernandez, 2016 44.04
3. Hargrove, **Love**, **Edison**, **Magee**, 2023 44.08
4. Chapman, Guillory, Hernandez, Brown, 2017 44.34
5. Kwaza, Guster, Chapman, Guillory, 2016 44.41
6. Thomas, Avant, Guillory, Brown, 2018 44.44
7. **Tobias**, **Love**, **Duax**, **Magee**, 2024 **44.44**
8. Kwaza, Guster, Hernandez, Brown, 2014 44.51
9. Thomas, Guillory, Hernandez, Brown, 2017 44.53
10. **Duax**, **Love**, **Pattison**, **Edison**, 2024 **44.54**

Shuttle Hurdle Relay

1. Prendergast, Cole, Raheem, Ruen, 1998 56.44
2. Cole, Prendergast, Raheem, Ruen, 1998 56.54
3. Raheem, Prendergast, Cole, Ruen, 1998 57.53

4x200-Meter Relay

1. Chapman, Guillory, Hernandez, Brown, 2017 1:35.36
2. Hobbs, Reid, Floyd, Poole, 1994 1:35.69
3. Roach, McCalla, Alexander, Johnson, 2006 1:36.19
4. Chapman, Roberts-Lewis, Champe, Brown, 2016 1:36.98
5. Williams, Charles, Fouché, Providence, 2003 1:37.49
6. Herrmann, McCalla, Raymond, Roach, 2004 1:37.66
7. Charles, Dixon, Knight, Prendergast, 2002 1:38.15
8. Christian, Buss, Swanson, Morken, 2019 1:38.52
9. Prendergast, Dixon, Knight, Providence, 2001 1:38.73
10. Trusty, Hendricks, Graham, Erickson, 2009 1:38.79

4x400-Meter Relay

1. Hernandez, Guillory, Holder, Guster, 2016 3:30.97
2. Guillory, Brown, Hernandez, Champe, 2017 3:32.37
3. **Dorn**, **Biermann**, **Roberts**, **Bruxvoort**, 2023 3:33.16
4. **Bruxvoort**, Dowd, Wensel, **Roberts**, 2022 3:33.18
5. Guster, Hernandez, Holder, Kwaza, 2014 3:34.83
6. **Dorn**, **Larsen**, **Biermann**, **Bruxvoort**, 2023 3:35.10
7. **Larsen**, **Roberts**, **Biermann**, **Itson**, 2023 3:35.17
8. **Dorn**, **Magee**, **Biermann**, **Larsen**, 2023 3:35.53
9. **Dorn**, **Biermann**, **Larsen**, **Roberts**, 2023 3:35.60
10. Praska, Hendricks, Liverpool, Erickson, 2011 3:35.93

Sprint Medley Relay

1. Jones, Hendricks, Liverpool, Praska, 2011 3:48.63
2. Brown, Kwaza, Guster, Watts, 2014 3:51.18
3. Hargrove, Dowd, Wensel, **Pitcher**, 2022 3:52.56
4. Kwaza, Guster, Holder, Watts, 2016 3:52.62
5. Swanson, Morken, King, Arco, 2019 3:52.85
6. Kwaza, Brown, Guster, Trost, 2015 3:53.29
7. Christian, Buss, Guillory, Arco, 2019 3:54.18
8. Kwaza, R. Moore, Holder, Alexia, 2013 3:54.51
9. Trusty, R. Moore, Hendricks, Praska, 2010 3:56.53
10. Reid, Philip, Hobbs, Benning, 1995 3:56.54

4x800-Meter Relay

1. McCabe, Arco, Saunders, King, 2019 8:31.84
2. **Moore**, **A. Bookin-Nosbisch**, **G. Bookin-Nosbisch**, **Pitcher**, 2022 8:35.75
3. Suppelsa, Wodek, Kruckeberg, Schneckloth, 1987 8:46.45
4. Lahann, Stanley, Hume, Barber, 2004 8:48.87
5. **Itson**, **G. Bookin-Nosbisch**, **Pitcher**, **Moore**, 2023 8:49.00
5. Schneckloth, Roberts, Hawkins, Kruckeberg, 1989 8:49.38
6. Trost, Maser, Alexia, Nelson, 2014 8:49.95
7. Nelson, Watts, Wilberding, Sindt, 2016 8:51.90
8. Flood, Dlhly, L. Hardesty, Docherty, 2009 8:53.91
9. Armstrong, Stanley, Laney, Hume, 2005 8:54.27
10. O'Brien, Camarigg, Williams, Stormo, 1981 8:54.36

Distance Medley Relay

1. Hoskins, Powell, Schneckloth, Kruckeberg, 1989 11:22.18
2. Powell, Hoskins, Schneckloth, Roberts, 1990 11:24.12
3. Armstrong, Alexander, Poncé, Stanley, 2007 11:25.05
4. Stanley, McCalla, Hume, Armstrong, 2005 11:34.04
5. Barber, Williams, Hume, Arens, 2004 11:34.56
6. Thompson, Williams, Hume, Arens, 2003 11:39.02
7. 2000 11:39.83
8. **G. Bookin-Nosbisch**, **Roberts**, **A. Bookin-Nosbisch**, **Aesoph**, 2022 11:40.18
9. Schrulle, Erickson, Placzek, Eilers, 2012 11:40.57
10. Davenport, xx, xx, xx, 1981 11:41.44

4x1,600-Meter Relay

1. Flood, Melander, A. Hardesty, L. Hardesty, 2010 19:05.63
2. Nukuri, Marchand, Henize, Armstrong, 2008 19:15.42
3. Flood, Laesch, Ranegar, Melander, 2012 19:16.73
4. Flood, Eilers, Melander, L. Hardesty, 2011 19:17.52
5. Flood, Melander, A. Hardesty, Eilers, 2009 19:36.43
6. Scott, Gordon, Schrulle, Gambrell, 2013 19:41.15
7. Jones, Bote Gonzalez, Wilberding, Reischmann, 2015 19:59.72
8. Maser, Price, Wilberding, Montuclard, 2014 20:23.27
9. Chapple, Laney, Donlon, Sokol, 2005 20:39.12
10. Arens, Barber, Butler, Roberts, 2001 20:40.89