

**MEN'S OUTDOOR ALL-TIME TOP 10 PERFORMERS**



James Carter Jr.



Nikolas Curtiss



Jeffery Herron




Gabe Hull



Austin Kresley



Rivaldo Marshall



Anthuan Maybank

**100 Meters**

1. **Kalen Walker, 2024** ..... 10.09
2. **Austin Kresley, 2023** ..... 10.10
3. Justin Austin, 2011 ..... 10.21
4. O'Shea Wilson, 2017 ..... 10.22
5. George Page, 1996 ..... 10.25
6. James Harrington, 2015 ..... 10.26
7. Anthuan Maybank, 1994 ..... 10.31
- Tim Dwight, 1997 ..... 10.31
- Josh Larney, 2013 ..... 10.31
- Vinnie Saucer, Jr., 2015 ..... 10.31

**110-Meter High Hurdles**

1. Jaylan McConico, 2021 ..... 13.23
2. Aaron Mallett, 2017 ..... 13.24
3. Josh Braverman, 2022 ..... 13.41
4. Jamal Britt, 2021 ..... 13.45
5. Pat McGhee, 1989 ..... 13.50
- Gratt Reed, 2023** ..... 13.50
7. Dion Trowers, 1996 ..... 13.62
8. Ronnie McCoy, 1985 ..... 13.66
- Grant Conway, 2022** ..... 13.66
10. Ethan Holmes, 2011 ..... 13.73

**200 Meters**

1. **Austin Kresley, 2023** ..... 20.26
2. Justin Austin, 2011 ..... 20.46
3. Jeff Patrick, 1983 ..... 20.47
4. James Harrington, 2015 ..... 20.50
5. Karayme Bartley, 2019 ..... 20.51
6. **Gratt Reed, 2023** ..... 20.54
7. Anthuan Maybank, 1994 ..... 20.55
8. Victor Green, 1984 ..... 20.60
9. Antonio Woodard, 2018 ..... 20.61
10. Andre Morris, 1995 ..... 20.64

**400 Meters**

1. Jenoah McKiver, 2022 ..... 44.74
2. Mar'yea Harris, 2018 ..... 44.94
3. Anthuan Maybank, 1993 ..... 44.99
4. Andre Morris, 1995 ..... 45.15
5. Mike Mondane, 1967 ..... 45.20
6. Wayne Lawrence, Jr., 2019 ..... 45.33
7. Steven Willey, 2010 ..... 45.78
8. Karayme Bartley, 2019 ..... 45.80
9. Everett Steward, 2022 ..... 45.94
10. DeJuan Frye, 2018 ..... 46.17

**400-Meter Hurdles**

1. Pat McGhee, 1988 ..... 48.94
2. **Austin West, 2023** ..... 49.34
3. Jamal Britt, 2021 ..... 49.69
4. Julien Gillum, 2023 ..... 49.73
5. Monte Raymond, 1998 ..... 50.09
5. Ray Varner, 2010 ..... 50.24
7. Chris Douglas, 2019 ..... 50.32
8. Paul Steele, 1989 ..... 50.45
9. Russell Peterson, 2001 ..... 50.50
10. Ethan Holmes, 2013 ..... 50.51

**800 Meters**

1. **Rivaldo Marshall, 2024** ..... 1:45.86
2. Erik Sowinski, 2012 ..... 1:45.90
3. Matt Manternach, 2019 ..... 1:46.93
4. Carter Lilly, 2016 ..... 1:46.95
5. Alec Still, 2022 ..... 1:47.50
6. Bill Frazier, 1962 ..... 1:47.64
7. D'Juan Strozier, 1990 ..... 1:47.82
8. Adam Hairston, 2011 ..... 1:48.10
9. Tysen VanDraska, 2021 ..... 1:48.13
10. Armando Bryson, 2022 ..... 1:48.31

**1,500 Meters**

1. Max Murphy, 2022 ..... 3:40.63
2. Jeff Thode, 2010 ..... 3:43.02
3. Kal Lewis, 2021 ..... 3:43.32
4. Joel Moeller, 1978 ..... 3:44.01
5. Jim Docherty, 1978 ..... 3:44.30
6. Nathan Mylenek, 2019 ..... 3:44.49
7. Sam Fourman, 2015 ..... 3:44.50
8. Michael Melchert, 2018 ..... 3:44.59
9. Adam Jones, 2017 ..... 3:45.48
10. Dan Waters, 1986 ..... 3:46.35

**3,000-Meter Steeplechase**


1. Nathan Mylenek, 2021 ..... 8:35.41
2. Deacon Jones, 1956 ..... 8:47.40
3. Steve Pershing, 1978 ..... 8:54.59
4. Andy Morris, 2000 ..... 8:56.21
5. Matt Gerard, 1994 ..... 8:57.01
6. Andy Napier, 2008 ..... 8:57.54
7. **Hayden Kuhn, 2024** ..... 8:59.18
8. **Yohana Yual, 2024** ..... 9:02.33
9. Rollie Kitt, 1967 ..... 9:02.90
10. Al Greene, 1985 ..... 9:02.96

**5,000 Meters**

1. Max Murphy, 2023 ..... 13:39.77
2. Micah VanDenend, 2007 ..... 13:49.31
3. Nathan Mylenek, 2021 ..... 13:54.15
4. Nick Trattner, 2023 ..... 13:55.57
5. Daniel Soto, 2021 ..... 13:55.71
6. Larry Wiczorek, 1968 ..... 13:56.00
7. Kevin Herd, 1993 ..... 13:59.00
8. Stetson Steele, 2000 ..... 14:02.76
9. Kevin Lewis, 2014 ..... 14:02.78
10. Eric MacTaggart, 2005 ..... 14:04.79



Jaylan McConico



Pat McGhee



Jenoah McKiver




Nathan Mylenek

## MEN'S OUTDOOR ALL-TIME TOP 10 PERFORMERS



Max Murphy



Stetson Steele




Mike Stein



Kalen Walker



Austin West



Todd Wigginton



Arno  
van der Westhuizen

### 10,000 Meters

1. Stetson Steele, 2000 ..... 28:44.47
2. Daniel Soto, 2021 ..... 28:48.18
3. Eric MacTaggart, 2006 ..... 28:50.23
4. Max Murphy, 2022 ..... 28:57.96
5. Kevin Lewis, 2015 ..... 28:59.62
6. Nick Trattner, 2022 ..... 29:39.83
7. **Brayden Burnett, 2024 ..... 29:41.66**
8. Nick Nordheim, 2002 ..... 29:44.71
9. Trent Corey, 2002 ..... 29:45.25
10. Ian Eklin, 2017 ..... 29:47.06

### Decathlon

1. **Austin West, 2022 ..... 8,331 pts**
2. Will Daniels, 2021 ..... 7,864 pts
3. William Dougherty, 2018 ..... 7,673 pts
4. Peyton Haack, 2021 ..... 7,458 pts
5. Kyle Reid, 2013 ..... 7,203 pts
6. Jack Eckert, 2015 ..... 7,087 pts
7. **Sal Capaldo, 2024 ..... 7,085 pts**
8. Dan Rolling, 2010 ..... 6,957 pts
9. Scott Faber, 2000 ..... 6,839 pts
10. Ryan Niver, 2008 ..... 6,837 pts

### High Jump

1. Jeffery Herron, 2012 ..... 7-4 1/4 (2.24)
2. Bill Hansen, 1978 ..... 7-4 (2.23)  
Bill Knoedel, 1975 ..... 7-4 (2.23)
4. Kevin Spejcher, 2014 ..... 7-2 1/2 (2.20)
5. M. Cunningham, 1986 ..... 7-1 (2.16)  
Kenneth Lansing, 1988 ..... 7-1 (2.16)  
Jay Hunt, 2019 ..... 7-1 (2.16)
8. Pat Meade, 1987 ..... 7-0 1/4 (2.14)
9. **Zack Pluff, 2023 ..... 7-0 1/4 (2.14)**
10. Graham Valdes, 2012 ..... 6-11 3/4 (2.12)

### Pole Vault

1. Todd Wigginton, 1984 ..... 17-0 (5.18)
2. Chad Ohly, 1994 ..... 16-8 3/4 (5.10)  
Kyle Reid, 2013 ..... 16-8 3/4 (5.10)
4. Curt Broek, 1978 ..... 16-8 (5.08)
5. Andy Jatis, 2018 ..... 16-7 1/2 (5.07)
6. Phil Wertman, 1971 ..... 16-7 (5.05)  
Kelly Scott, 1988 ..... 16-7 (5.05)
8. Peyton Haack, 2021 ..... 16-4 3/4 (5.00)
9. John Teffer, 1972 ..... 16-2 (4.93)
10. Alex Zona, 2009 ..... 16-0 3/4 (4.90)

### Long Jump

1. Anthuan Maybank, 1993 ..... 27-1 (8.25)
2. Bashir Yamini, 1997 ..... 26-8 1/4 (8.13)
3. James Carter, Jr., 2022 ..... 26-3 (8.00)
4. Paul Jones, 1989 ..... 25-10 1/4 (7.88)
5. Darren Smith, 1991 ..... 25-9 3/4 (7.86)
6. Quinn Early, 1986 ..... 25-7 1/4 (7.80)
7. O'Shea Wilson, 2017 ..... 25-5 1/4 (7.75)
8. Ed Gordon, 1931 ..... 25-4 3/8 (7.68)
9. Matty Gorman, 2006 ..... 25-1 1/4 (7.65)
10. Ronnie McCoy, 1985 ..... 25-0 (7.62)

### Triple Jump

1. James Carter, Jr., 2023 ..... 54-8 3/4 (16.68)
2. Troy Doris, 2012 ..... 54-8 (16.66)
3. Paul Jones, 1990 ..... 53-9 (16.38)
4. Babatunde Amosu, 2015 ..... 53-0 (16.15)
5. Antwon James, 2017 ..... 52-4 1/2 (15.96)
6. Klyvens Delaunay, 2013 ..... 52-2 1/2 (15.91)
7. Gordon Finch, 1988 ..... 50-9 1/4 (15.47)
8. Mike Lacy, 1984 ..... 50-5 (15.36)
9. **Deandre Stapleton, Jr. 2023 ..... 50-4 3/4 (15.36)**
10. **Precious Iriveri, 2024 ..... 49-11 (15.21)**

### Shot Put

1. Nikolas Curtiss, 2022 ..... 65-9 (20.04)
2. Jeremy Allen, 2001 ..... 63-2 3/4 (19.27)
3. Reno Tuufuli, 2018 ..... 62-10 3/4 (19.17)
4. Ken Kemeny, 2005 ..... 62-3 (18.97)
5. Shane Maier, 2006 ..... 62-2 1/4 (18.95)
6. Andy Banse, 2005 ..... 61-11 1/2 (18.88)
7. John Hickey, 2008 ..... 61-9 1/2 (18.83)
8. Elijah Barnes, 2023 ..... 60-11 1/4 (18.57)
9. Avery Meyers, 2017 ..... 60-4 (18.39)
10. Chris Gambol, 1987 ..... 60-0 1/2 (18.30)

### Discus

1. Gabe Hull, 2014 ..... 207-1 (63.11)
2. Reno Tuufuli, 2019 ..... 205-2 (62.54)
3. A.J. Curtis, 2007 ..... 202-11 (61.84)
4. Gary Kostrubala, 1986 ..... 202-4 (61.68)
5. Jeremy Allen, 2001 ..... 195-4 (59.54)
6. **Jordan Johnson, 2022 ... 195-3 (59.52)**
7. Tim Brodersen, 2005 ..... 193-6 (58.98)
8. Avery Meyers, 2017 ..... 185-8 (56.61m)
9. Brad Daufeldt, 2004 ..... 185-0 (56.40)
10. Nick Brayton, 2009 ..... 180-11 (55.15)

### Hammer

1. A. van der Westhuizen, 2001 ..... 222-11 (67.94)
2. **Sean Smith, 2024 ..... 222-4 (67.78)**
3. Adam Hamilton, 2007 ..... 222-2 (67.73)
4. Jim Costello, 2002 ..... 217-7 (66.32)
5. **Austin Busch, 2024 ..... 213-11 (65.22)**
6. Brad Daufeldt, 2004 ..... 207-10 (63.34)
7. Chris Voller, 2005 ..... 206-0 (62.80)
8. Matt Banse, 2012 ..... 201-11 (61.55)
9. Tyler Lienau, 2021 ..... 199-6 (60.81)
10. Jeremy Allen, 2001 ..... 199-0 (60.66)

### Javelin

1. **Mike Stein, 2024 ..... 260-0 (79.26)**
2. Matt Byers, 2011 ..... 245-8 (74.89)
3. Bill Neumann, 2002 ..... 244-8 (74.58)
4. Dan Ralph, 2000 ..... 227-10 (69.44)
5. **Austin West, 2023 ..... 212-9 (64.85)**
6. Sam Joens, 2015 ..... 211-5 3/4 (64.45)
7. Zach Schimp, 2010 ..... 211-0 (64.32)
8. Alex Balke, 2016 ..... 205-11 (62.77)
9. Kale Katt, 2007 ..... 204-0 (62.17)
10. Joel Storm, 2004 ..... 203-5 (62.01)

## MEN'S OUTDOOR ALL-TIME TOP 10 RELAYS

**4x100-Meter Relay**

1.	<b>Walker, Kresley, Reed, Allen</b> , 2023 .....	38.64
2.	<b>Walker, Kresley, Reed, K. Jefferson</b> , 2022 .....	39.03
3.	Brissett, Wilson, Thompson, Mallett, 2017 .....	39.12
4.	Hofacker, Woodard, Lawrence Jr., Bartley, 2019 .....	39.17
5.	Mincy, Wilson, Harrington, Brown, 2014 .....	39.19
	<b>Walker, Kresley, Reed, Stapleton Jr.</b> , 2023 .....	39.19
7.	Mincy, Austin, E. Holmes, Larney, 2013 .....	39.31
	<b>K. Johnson, Kresley, Reed, K. Jefferson</b> , 2022 .....	39.31
9.	<b>Walker, Kresley, Stapleton Jr., West</b> , 2023 .....	39.41
10.	Saucer, Jr., Brissett, Harrington, Mallett, 2016 .....	39.44

**Shuttle Hurdle Relay**

1.	<b>Conway, Braverman, K. Johnson, Reed</b> , 2022 .....	56.74
2.	McGhee, Armstrong, Falls, Stelle, 1989 .....	57.80
3.	Wigginton, Jones, Lacey, McCoy, 1985 .....	59.77
4.	Williams, Haack, Braverman, McConico, 2019 .....	1:01.14
5.	1975 .....	1:05.20

**4x200-Meter Relay**

1.	James, Mallett, Harris, B. Thompson, 2017 .....	1:23.02
2.	B. Thompson, Brissett, Harrington, Ganschow, 2016 .....	1:23.36
3.	B. Thompson, Ganschow, Frye, Hofacker, 2017 .....	1:23.73
4.	Richardson, Sayon, Richards, Chaney, Jr., 2009 .....	1:24.85
5.	Harrington, VanCleave, Wilson, Mallett, 2014 .....	1:24.86
6.	Austin, Brown, Larney, VanCleave, 2013 .....	1:25.60
7.	Wilson, Sorrells, Douglas, Williams, 2018 .....	1:25.87
8.	Barclay, McCalister, Jensen, Elliott, 1979 .....	1:26.39
9.	Sorrells, Braverman, Douglas, Haack, 2019 .....	1:28.29
10.	Thomas, Balkrishnan, Patterson, Freidrich 1991 .....	1:28.38

**4x400-Meter Relay**

1.	Lawrence Jr., Woodard, Bartley, Harris, 2019 .....	3:00.14
2.	Steward, <b>Richards</b> , Gudgel, Gillum, 2022 .....	3:01.79
3.	Frye, Harris, Hofacker, Ogwo, 2017 .....	3:01.91
4.	Steward, Bryson, Gillum, McKiver, 2022 .....	3:02.39
5.	Lietz, Woodard, Gillum, Lawrence, Jr., 2021 .....	3:02.54
6.	Lawrence Jr., Woodard, Hofacker, Harris, 2019 .....	3:03.10
7.	Morris, Davis, Page, Rozell, 1995 .....	3:03.11
8.	Branch, Dwight, Dodge, Yamini, 1999 .....	3:03.29
9.	<b>West</b> , Bryson, Gudgel, Gillum, 2022 .....	3:03.62
10.	Frye, Woodard, Hofacker, Harris, 2018 .....	3:03.69

**Sprint Medley Relay**

1.	McCorkle, Jones, Chung, Strozier, 1990 .....	3:15.64
2.	Sayon, Austin, Willey, Sowinski, 2011 .....	3:16.18
3.	Richards, Larney, Davey, Sowinski, 2012 .....	3:17.25
4.	Richardson, Richards, Willey, Sowinski, 2010 .....	3:17.74
5.	<b>Reed, K. Jefferson</b> , Gillum, Still, 2022 .....	3:18.06
6.	Hofacker, Woodard, Harris, VanDraska, 2018 .....	3:18.11
7.	Saucer, Jr., Brissett, Harris, Lilly, 2016 .....	3:18.53
8.	Hofacker, Woodard, Harris, Lilly, 2017 .....	3:18.73
9.	Armstrong, Thomas, Maybank, Strozier, 1991 .....	3:18.93
10.	Yamini, Davis, Dodge, Donovan, 1999 .....	3:19.87

**4x800-Meter Relay**

1.	Schum, Christensen, Steffen, Criswell, 1971 .....	7:18.60
2.	Gudgel, Bryson, Abrego, Still, 2022 .....	7:19.13
3.	VanDraska, Still, Teubel, Lilly, 2019 .....	7:22.50
4.	Hairston, Prom, Thode, Sowinski, 2011 .....	7:23.77
5.	Manternach, VanDraska, W. Teubel, Lilly, 2017 .....	7:24.77
6.	<b>Schreiner, Strong</b> , Bryson, Gudgel, 2023 .....	7:26.00
7.	Melchert, Manternach, N. Teubel, Lilly, 2018 .....	7:28.37
8.	Corrigan, Blackman, Strozier, Chambers, 1989 .....	7:29.00
9.	Hoffman, Olson, Still, VanDraska, 2021 .....	7:29.81
10.	Melchert, Dorman, Lilly, Larrison, 2016 .....	7:30.32

**Distance Medley Relay**

1.	Pershing, Moeller, Slack, Docherty, 1978 .....	9:39.94
2.	Kuczvara, Barton, Hairston, Thode, 2011 .....	9:41.37
3.	N. Holmes, VanCleave, Sowinski, Thode, 2012 .....	9:41.59
4.	Young, Barton, Kuczvara, Luciano, 2010 .....	9:42.97
5.	<b>Lewis</b> , Steward, Abrego, Murphy, 2022 .....	9:47.73
6.	Mylenek, Thompson, Manternach, Melchert, 2018 .....	9:50.70
7.	VanDraska, Lawrence Jr., Teubel, Mylenek, 2019 .....	9:53.14
8.	Prom, Davey, Weir, Witt, 2013 .....	9:53.83
9.	Theisen, Williams, Wiesa, Waters, 1985 .....	9:54.04
10.	Wilfong, Slaymaker, W. Teubel, Witt, 2013 .....	9:54.05

**4x1,600-Meter Relay**

1.	Pershing, Fuller, Moeller, Docherty, 1978 .....	16:27.70
2.	Rakaric, Webster, MacTaggart, VanDenend, 2006 .....	16:55.43
3.	Lewis, Witt, Hart, Fourman, 2015 .....	16:58.44
4.	Price, Eklin, Gardarsson, Docherty, 2016 .....	17:00.30
5.	Paul, Kadlec, Thode, Luciano, 2010 .....	17:01.46
6.	Witt, Lewis, Hart, Butler, 2014 .....	17:01.65
7.	N. Holmes, Witt, Thode, Lewis, 2012 .....	17:02.26
8.	Thomas, Allen, Rakaric, Lloyd, 2003 .....	17:06.27
9.	<b>Yual, Geisler, Pendergast, Kuhn</b> , 2023 .....	17:11.68
10.	Pittman, Novotny, Feeldy, Marquardt, 1995 .....	17:12.49