



# Iowa Track & Field

WEEK 5 | APRIL 17-20, 2024 | MUSCO TWILIGHT - MT. SAC



## 2024 OUTDOOR SCHEDULE



### START TIMES

April 17-20, 2024

Wednesday: Mt. SAC: 3:30 p.m. (CT) | Thursday: Mt. SAC: 3 p.m.

Friday: Musco Twilight Field: 1 p.m.

Saturday: Musco Twilight Field: Noon | Musco Twilight Seeded-Track: 1:30 p.m.

## 2024 NEWS

Iowa has made 16 updates to the program top-10 lists through four weeks of outdoor competition. Four Hawkeyes have set outdoor school records.

- Junior **Rivaldo Marshall** set the men's program record in the 800 meters at the Jim Click Shootout on April 6. Marshall's 1:45.86 ranks fifth in NCAA Division I this season.
- Senior **Alli Bookin-Nosbisch** broke the women's 800-meter record at the Florida Relays on March 30, racing 2:03.26. Bookin-Nosbisch also set the women's program indoor 800-meter record this spring (2:03.42).
- Senior **Kalen Walker** set the Iowa program record in the 100-meter dash on April 15 at the USF Alumni Invite, racing 10.09 to win the event. Walker, whose previous best was 10.18, topped teammate **Austin Kresley's** record set last season by one-hundredth of a second. Walker's time ranks third in the nation this year and is faster than any 100-meter time recorded by a Big Ten athlete during the 2023 season.
- Sophomore **Mike Stein** shattered his own school record with a 79.26-meter javelin throw to open outdoor season. The Milford, Iowa, native holds the third-best mark in the NCAA. Stein threw 75 meters or more on three of his six throws to win the event in Tampa; his previous record stood at 75.59 meters.

### THIS WEEK

Iowa hosts the 22nd annual Musco Twilight on April 19-20 at Francis X. Cretzmeyer Track. Hammer throw sections get underway at 1 p.m. on Friday, with all other field events beginning at noon on Saturday. Seeded running sections begin at 1:30 p.m. on Saturday. Senior **Austin West** also competes in the men's decathlon April 17-18 at the Mt. SAC Relays in Walnut, California.

### HAWKEYE TICKETS

Tickets will be sold onsite on competition day. Adult tickets are \$5 and youth (12 and under) are free. Tickets may be purchased in advance online at [hawkeyesports.com/tickets](http://hawkeyesports.com/tickets). Gates will open one (1) hour prior to the first event of the day.

### HOW TO FOLLOW ALONG

Live stream and result links can be found on the track and field schedule page at [hawkeyesports.com](http://hawkeyesports.com). Updates and results will also be posted on the team's official 'X' account (@iowaXC\_TF).

## IOWA COACHING STAFF



### JOEY WOODY

**Director of Iowa Track & Field and Cross Country**  
10th season  
Alma Mater: Northern Iowa

Iowa City native and World Champion runner Joey Woody was named UI director of track and field/cross country in July 2014. He is a four-time Big Ten Coach of the Year and a six-time USTF-CCCA Regional Coach of the Year.

Prior to accepting the head coaching position, Woody served as the associate head track and

field coach for two seasons. He was assistant coach and director of sprint and hurdle events for the Hawkeyes from 2006-12.

Since arriving on campus, Woody has led Iowa to 54 Big Ten individual titles, 13 conference relay titles, four men's Big Ten team titles, four Big Ten Athletes of the Year, and 228 All-America honors.

### RANDY HASENBANK

Associate Head Coach (Distance)

### JASON WAKENIGHT

Assistant Coach/Recruiting Coordinator  
(Long Sprints/Middle Distance/Men's Long Hurdles)

### HADRIEN CHOUKROUN

Assistant Coach (Jumps/Multi Events)

### RAY ROBINSON

Assistant Coach (Throws)

### CHYNA DAVIS

Assistant Coach (Sprints/Hurdles)

### SHAYLA HOULIHAN

Assistant Coach/Assistant Director of Track & Field Operations  
(Women's Distance)

### AMANDA HOWE

Director of Track & Field Operations

## IOWA QUICK FACTS

|                         |                             |
|-------------------------|-----------------------------|
| Location .....          | Iowa City, Iowa             |
| Founded .....           | 1847                        |
| Enrollment .....        | 31,452                      |
| President.....          | Barbara J. Wilson           |
| Athletics Director..... | Beth Goetz                  |
| Administrator.....      | Eddie Etsey                 |
| School Colors .....     | Black and Gold              |
| Nickname .....          | Hawkeyes                    |
| Conference.....         | Big Ten                     |
| Facility.....           | Francis X. Cretzmeyer Track |

## OUTDOOR REGIONAL RANKINGS

| MEN'S TEAM        | CONFERENCE     | POINTS        |
|-------------------|----------------|---------------|
| <b>1. IOWA</b>    | <b>Big Ten</b> | <b>545.80</b> |
| 2. Oklahoma State | Big 12         | 508.64        |
| 3. Iowa State     | Big 12         | 493.33        |
| 4. Nebraska       | Big Ten        | 469.51        |
| 5. Oklahoma       | Big 12         | 448.08        |

| WOMEN'S TEAM      | CONFERENCE     | POINTS        |
|-------------------|----------------|---------------|
| 1. Nebraska       | Big Ten        | 654.95        |
| 2. Illinois       | Big Ten        | 610.19        |
| 3. Oklahoma State | Big 12         | 568.63        |
| --                |                |               |
| <b>6. IOWA</b>    | <b>Big Ten</b> | <b>456.67</b> |

## NATIONAL RANKINGS

### USTFCCCA Outdoor Rankings

#### MEN

1. Texas A&M
2. Florida
3. Alabama
4. LSU
5. Texas Tech
6. USF
7. USC
8. Mississippi State
9. Georgia
10. Virginia Tech
11. Oklahoma State
12. Kentucky
13. Auburn
14. Texas
15. Cal
16. Arizona State
17. BYU
18. New Mexico
19. South Carolina
20. Baylor
21. Montana State
22. North Carolina
23. Iowa State
24. Arkansas
25. Arizona

#### WOMEN

1. LSU
2. Texas A&M
3. Arkansas
4. Illinois
5. Oregon
6. South Carolina
7. Florida
8. Georgia
9. Texas Tech
10. Tennessee
11. Ole Miss
12. Nebraska
13. Texas
14. Oklahoma State
15. TCU
16. Florida State
17. Clemson
18. BYU
19. Washington
20. Houston
21. Michigan
22. UTEP
23. USC
24. Alabama
25. Baylor

## SENIOR SALUTE

Iowa celebrates Senior Night on Saturday at the Musco Twilight. The Hawkeyes recognize 32 senior student-athletes, as well as student-manager and videographer **Tyler DeWaard**.

- **Distance:** Kelli Tosis, Brooke McKee, Ellie Twedt, Claire Edmundson, Ian Geisler, Aidan King, Max Murphy and Jack Pendergast
- **Hurdles:** Mariel Burxvoort, Katie Petersen, Grant Conway, Nate Farrell and Gratt Reed
- **Jumps:** Dimia Burrell, Kayla Hutchins, Kaleba Jack, Zack Pluff and De'Andre Stapleton Jr.
- **Throws:** Kat Moody, Jamie Kofron, Quintin Lyons and Jordan Johnson
- **Middle-Distance:** Clare Pitcher, Katie Moore, Martin Strong, Koby Brackemeyer, Connor Belken, Chase Lovercheck and Nick O'Connor
- **Multis:** Tionna Tobias and Austin West
- **Sprints:** Damoy Allen and Austin Kresley

## HAWKEYE HURDLERS

Seniors **Mariel Burxvoort**, **Paige Magee** and **Tionna Tobias** contribute to a women's hurdle group that is ranked second in the nation in the 400-meter hurdles and seventh in the 100-meter hurdles. Magee set the school record in the 100-meter hurdles (12.90) last season, while Tobias ranks third on the program record board (13.11). Magee ranks second at Iowa in the 400-meter hurdles (56.62) while Burxvoort ranks fifth (56.71). Magee also set a school record in the 60-meter hurdles at Big Ten Indoors, racing 7.99 in the prelims to tie for the best time in the Big Ten and seventh nationally this year. Magee was a second-team All-American in the 60-meter hurdles. Iowa ranks third nationally in the men's 110 hurdles. The team returns three top-10 hurdlers in school history, including seniors **Grant Conway**, **Gratt Reed** and **Austin West**. Junior **Kalil Johnson** returns from a school-record shuttle hurdle relay team.

## TIONNA TOBIAS-ED

In addition to her hurdle prowess, Tobias was a Big Ten Champion last season in the women's heptathlon, earning 5,640 points for the second-best total in program history. At the Florida Relays, Tobias improved to third in program history in the long jump at 6.51 meters (21'4.25"). Last time out, Tobias helped Iowa to victory in the 4x100 meters at the Jim Click Shootout, tying for the No. 6 time in program history (44.44). Tobias is a two-time All-American, earning second-team honors in the 2024 indoor long jump and honorable mention in the 2023 heptathlon. Tobias and freshman **Maud Zeffou-Poaty** lead a long jump group ranked eighth nationally.

## NEED FOR SPEED

Iowa returns a senior quartet in the men's 4x100 that placed eighth at the NCAA Outdoor Championships last season. The group includes Kalen Walker, Austin Kresley, Gratt Reed and **Damoy Allen**. Walker has been stellar for Iowa this season, setting program records in the 100 meters (10.09) and 60 meters (6.51). Kresley is first in men's program history in the 200 meters (20.26) and second in the 100 meters (10.10). On the women's side, senior **Lia Love** set the program 60-meter record at 7.24. Love was blazing in the outdoor opener with a wind-aided 11.15 in the 100 meters and helped the 4x100 team to a ninth all-time result (44.54). Love also was a member of the winning 4x100 at the Jim Click Shootout that ranks sixth at Iowa (44.44).

## THE BOOKIN-NOSBISCH CLUB

Twins Alli and **Grace Bookin-Nosbisch** have etched their names in the annals of the Iowa record book. Alli broke the school record in the 800 meters at the Florida Relays, racing 2:03.26. She also set the indoor record (2:03.42) this season. Grace ranks fourth outdoors (2:05.49) and seventh indoors (2:02.21). In the indoor distance-medley relay, the duo shares real estate on at the top. The twins contribute to an 800-meter crew that is ranked 13th in Division I this week.

## IN THE FAST LANE: RIVALDO MARSHALL

Senior Rivaldo Marshall busted the Iowa outdoor 800-meter record to win the Jim Click Shootout, racing 1:45.86. That time surpasses the Olympic trials standard and ranks fifth in Division I this season. Marshall was named USTFCCCA Midwest Athlete of the Year on March 15 for his indoor accomplishments. Marshall became Iowa's first national champion in the 800 meters on March 9, running 1:46.96. Marshall also owns the program indoor record (1:46.86) set at the Tyson Invitational on Feb. 10. The Kingston, Jamaica, native arrived in Iowa City this season by way of Indian Hills, where he was an NJCAA Indoor National Champion in the 800 meters last season. Marshall has competed in just five meets as a Hawkeye, earning four victories. Marshall was USTFCCCA Men's National DI Athlete of the Week for his win at the Jimmy Grant Invite on Dec. 9. Marshall placed fifth in the 800 (1:49.32) and anchored the 4x400 relay team to a third-place finish (3:07.48) at Big Ten Indoors.

**UPDATING THE ALL-TIME LISTS**

The Hawkeyes have made 49 updates to the program record boards this season, including 16 outdoor top-10 performances.

- Men's 100 meters: Walker (1st)
- Women's 800 meters: A. Bookin-Nosbisch (1st)
- Men's 800 meters: Marshall (1st)
- Men's 3K Steeplechase: Kuhn (7th), Yual (8th)
- Men's 10k: Burnett (7th), Yual (8th)
- Women's 4x100: Tobias, Love, Duax Magee (T-6th) | Duax, Love, Pattison, Edison (10th)
- Men's Hammer Throw: Smith (4th), Busch (5th)
- Women's Shot Put: Williams (4th)
- Men's Javelin: Stein (1st)
- Women's Javelin: Korczak (2nd)
- Women's Long Jump: Tobias (3rd), Zeffou-Poaty (5th)

**GREAT INDOORS**

The Hawkeyes reached historic heights this indoor season.

- The women's team placed third at the Big Ten Indoor Championships on Feb. 24, matching the program's best finish set last year. The Hawkeyes tallied 73 points and sent three qualifiers to the NCAA Indoor Championships.
- For the men, junior Rivaldo Marshall became the first 800-meter national champion in program history, racing 1:46.96 for the gold at nationals.
- Iowa placed ninth at the NCAA Indoor Championships with 21 points, good for the second-highest finish at the meet in school history. Iowa had four qualifiers and three first-team All-Americans.
- In total, the Hawkeyes set seven school records during the indoor season:
  - Lia Love – Women's 60m (7.24)
  - Kalen Walker – Men's 60m (6.51)
  - Paige Magee – Women's 60m Hurdles (7.99)
  - Alli Bookin-Nosbisch – Women's 800m (2:03.42)
  - Rivaldo Marshall – Men's 800m (1:46.86)
  - Sean Smith – Men's Weight Throw (22.28m)
  - Daniela Wamokpego – Women's Triple Jump (13.24m)

**RETURNING PRODUCTION**

- The men's squad retains three Big Ten medalists, 20 conference place-finishers and 10 NCAA Outdoor Championships entries from a team that placed third at the conference meet last season.
- Five outdoor men's record-setters return. That group includes Kresley (100m, 200m), Stein (javelin), senior Austin West (decathlon) and the 4x100 group of Walker, Kresley, Reed and Allen.
- Iowa's 4x100 relay team placed eighth at NCAA Outdoors last season and finished Big Ten runners-up. West is Iowa's top returner from nationals last season, where he placed third with 8,054 points in the men's decathlon.
- The women's team returns three Big Ten medalists and seven entries from the NCAA Outdoor Championships last spring.
- Magee competed in three events at nationals, including the 100-meter hurdles, 400-meter hurdles and 4x400-meter relay. Magee took runner-up in the 100-meter hurdles and 400-meter hurdles at the Big Ten meet.
- The women's team also returns three of four total individuals from last season that earned All-American honorable mentions.
- Tobias was the women's heptathlon Big Ten Champion in 2023.

**UP NEXT**

Iowa competes at the Drake Relays on April 25-27 in Des Moines, Iowa. Iowa heads to Tucson, Arizona, for the Desert Heat Classic on April 26-27.

**2024 OUTDOOR SEASON BESTS**

**MEN'S OUTDOOR SEASON BESTS**

|                        |                                      |                   |
|------------------------|--------------------------------------|-------------------|
| 100 Meters .....       | Kalen Walker .....                   | * 10.09           |
| 110 Hurdles.....       | Gratt Reed .....                     | % 13.67           |
| 200 Meters .....       | Austin Kresley.....                  | 20.68             |
| 400 Meters .....       | Josh Pugh .....                      | 46.64             |
| 400 Hurdles.....       | Isaac Lewis.....                     | 51.78             |
| 800 Meters .....       | Rivaldo Marshall.....                | * 1:45.86         |
| 1,500 Meters.....      | Carson Houg.....                     | 3:55.65           |
| 3,000 Steeplechase.... | Hayden Kuhn.....                     | 8:59.18           |
| 5,000 Meters.....      | Will Ryan .....                      | 14:11.52          |
| 10,000 Meters .....    | Brayden Burnett .....                | 29:41.66          |
| 4x100 Relay.....       | Walker, Kresley, Stein, Johnson..... | 39.55             |
| 4x400 Relay.....       | Lewis, Pugh, Marshall, Belken .....  | 3:07.48           |
| High Jump.....         | Zack Pluff .....                     | 6-4 3/4 (1.95m)   |
| Long Jump .....        | Sal Capaldo .....                    | 22-11 1/4 (6.99m) |
| Pole Vault.....        | Sal Capaldo .....                    | 13-11 1/4 (4.25m) |
| Shot Put .....         | Quintin Lyons.....                   | 56-7 1/2 (17.25m) |
| Discus.....            | Jordan Johnson .....                 | 182-3 (55.55m)    |
| Hammer Throw.....      | Sean Smith .....                     | 209-9 (63.94m)    |
| Javelin.....           | Mike Stein.....                      | * 260-0 (79.26m)  |
| Decathlon.....         | Sal Capaldo .....                    | 7,085 points      |

**WOMEN'S OUTDOOR SEASON BESTS**

|                        |                                   |                   |
|------------------------|-----------------------------------|-------------------|
| 100 Meters .....       | Lia Love.....                     | % 11.15           |
| 100 Hurdles.....       | Paige Magee .....                 | 13.14             |
| 200 Meters .....       | Holly Duax .....                  | 23.63             |
| 400 Meters .....       | Ali Dorn .....                    | 54.09             |
| 400 Hurdles.....       | Mariel Bruxvoort .....            | 57.49             |
| 800 Meters .....       | Alli Bookin-Nosbisch .....        | * 2:03.24         |
| 1,500 Meters.....      | Amber Aesoph.....                 | 4:28.46           |
| 3,000 Meters.....      | Amber Aesoph.....                 | 9:38.13           |
| 3,000 Steeplechase.... | Brooke McKee .....                | 11:12.62          |
| 5,000 Meters.....      | Miriam Sandeen .....              | 17:01.02          |
| 4x100 Relay.....       | Tobias, Love, Duax, Magee .....   | 44.44             |
| 4x400 Relay.....       | Bruxvoort, Dorn, Perry, Duax..... | 3:37.92           |
| High Jump.....         | Annie Wirth .....                 | 5-9 1/4 (1.76m)   |
| Long Jump .....        | Tionna Tobias .....               | 21-4 1/4 (6.51m)  |
| Triple Jump.....       | Daniela Wamokpego .....           | 40-7 1/2 (12.38m) |
| Shot Put .....         | Kat Moody .....                   | 55-2 3/4 (16.83m) |
| Discus.....            | Kat Moody .....                   | 183-6 (55.95m)    |
| Javelin.....           | Lizzie Korczak .....              | 166-1 (50.62m)    |
| Hammer Throw .....     | Jamie Kofron.....                 | 183-7 (55.96m)    |
| Heptathlon.....        | Annie Wirth .....                 | 5,332 points      |

\* -- school record, % -- wind-aided

**MEDIA INFORMATION**

Please contact John Leo and Jack Bacon for the Media Availability Schedule. For specific student-athlete requests, please notify John and Jack at least 24-hours in advance. Coach Woody and select student-athletes will address the media following home meets.

**UI STRATEGIC COMMUNICATIONS**

John Leo (*Assistant Director*)  
 Cell Phone:..... 319-429-1075  
 Email:..... john-leo@uiowa.edu

Jack Bacon (*Communications Contact*)  
 Cell Phone:..... 319-330-4403  
 Email:..... john-r-bacon@uiowa.edu

## 2024 ROSTERS


### MEN

| Name                   | Event        | Yr.     |
|------------------------|--------------|---------|
| Damoy Allen            | Sprints      | Sr.     |
| Connor Belken          | Sprints      | Sr.     |
| Koby Brackemeyer       | Mid-Distance | Sr.     |
| Zidane Brown           | Sprints      | Jr.     |
| Brayden Burnett        | Distance     | So.     |
| Austin Busch           | Throws       | RS Fr.  |
| Sal Capaldo            | Multi Events | So.     |
| Grant Conway           | Hurdles      | Sr.     |
| Duke Faley             | Hurdles      | Jr.     |
| James Fingalsen        | Mid-Distance | Fr.     |
| Ian Geisler            | Distance     | Jr.     |
| Nicholas Gorsich       | Hurdles      | Fr.     |
| Miles Granjean         | Hurdles      | Fr.     |
| Kai Graves-Blanks      | Hurdles      | Fr.     |
| Nate Harbert           | Distance     | So.     |
| Jaylin Holmes          | Hurdles      | So.     |
| Carson Houg            | Distance     | So.     |
| Precious Irivi         | Jumps        | Fr.     |
| Kaleba Jack            | Jumps        | Jr.     |
| Khullen Jefferson      | Sprints      | Sr.     |
| Phillip Jefferson      | Hurdles      | So.     |
| Jordan Johnson         | Throws       | Sr.     |
| Kalil Johnson          | Hurdles      | Jr.     |
| Aidan King             | Distance     | Jr.     |
| Austin Kresley         | Sprints      | Sr.     |
| Hayden Kuhn            | Distance     | So.     |
| Carson Lane            | Mid-Distance | Fr.     |
| Derek Leicht           | Mid-Distance | So.     |
| Caleb Levy             | Mid-Distance | Fr.     |
| Isaac Lewis            | Hurdles      | Fr.     |
| Chase Lovercheck       | Mid-Distance | 5th Yr. |
| Quintin Lyons          | Throws       | Sr.     |
| Rivaldo Marshall       | Mid-Distance | Jr.     |
| Tyrese Miller          | Sprints      | So.     |
| Nick O'Connor          | Mid-Distance | Sr.     |
| Jack Pendergast        | Distance     | Sr.     |
| Zack Pluff             | Jumps        | Sr.     |
| Josh Pugh              | Sprints      | Fr.     |
| Gratt Reed             | Hurdles      | Sr.     |
| Will Ryan              | Distance     | So.     |
| Ryan Schreiner         | Mid-Distance | So.     |
| Evan Schuster          | Sprints      | Sr.     |
| Sean Smith             | Throws       | So.     |
| De'Andre Stapleton Jr. | Jumps        | Sr.     |
| Joe Stein              | Sprints      | Sr.     |
| Mike Stein             | Javelin      | So.     |
| Martin Strong          | Mid-Distance | Jr.     |
| Kalen Walker           | Sprints      | Sr.     |
| Brett Wasick           | Mid-Distance | So.     |
| Austin West            | Multi Events | Sr.     |
| Walker Whalen          | Throws       | So.     |
| Drake Woody            | Hurdles      | Sr.     |
| Yohana Yual            | Distance     | Jr.     |

### WOMEN

| Name                  | Event        | Yr.    | Name              | Event        | Yr.    |
|-----------------------|--------------|--------|-------------------|--------------|--------|
| Amber Aesoph          | Distance     | Sr.    | Brooke McKee      | Distance     | Sr.    |
| Madeline Andelbradt   | Multi-Events | So.    | Lauren McMahon    | Distance     | Jr.    |
| Alivia Bauer          | Throws       | Sr.    | Ella Meeuwssen    | Jumps        | RS So. |
| Jalyssa Blazek        | Distance     | So.    | Kat Moody         | Throws       | Sr.    |
| Alli Bookin-Nosbisch  | Mid-Distance | Sr.    | Katie Moore       | Mid-Distance | Sr.    |
| Grace Bookin-Nosbisch | Mid-Distance | Sr.    | Julia Pattison    | Sprints      | So.    |
| Rowan Boulter         | Distance     | So.    | Nylah Perry       | Hurdles      | Sr.    |
| Miya Brines           | Multi-Events | Jr.    | Katie Petersen    | Hurdles      | Sr.    |
| Mariel Bruxvoort      | Hurdles      | Sr.    | Clare Pitcher     | Mid-Distance | Sr.    |
| Dimia Burrell         | Jumps        | Jr.    | Ellie Rathe       | Distance     | So.    |
| Gabby Cortez          | Mid-Distance | So.    | Ellie Rickertsen  | Hurdles      | So.    |
| Ali Dorn              | Mid-Distance | Sr.    | Carlee Rochford   | Multi-Events | Fr.    |
| Holly Duax            | Sprints      | So.    | Ava Rush          | Mid-Distance | Fr.    |
| Alexandria Edison     | Sprints      | So.    | Abby Ryon         | Distance     | Sr.    |
| Claire Edmondson      | Distance     | Sr.    | Miriam Sandeen    | Distance     | Jr.    |
| Laney Fitzpatrick     | Mid-Distance | Jr.    | Lillian Schmidt   | Distance     | Jr.    |
| Ali Frandsen          | Hurdles      | Fr.    | Sydney Smith      | Throws       | Fr.    |
| Natalie Harris        | Hurdles      | So.    | Audra Soderlind   | Distance     | Fr.    |
| Jade Hunter           | Jumps        | Jr.    | Aleah Tenpas      | Distance     | So.    |
| Kayla Hutchins        | Jumps        | Sr.    | Tionna Tobias     | Jumps        | Sr.    |
| Jaiden Itson          | Mid-Distance | Jr.    | Kelli Tosic       | Distance     | Sr.    |
| Lily Johannes         | Mid-Distance | So.    | Ellie Twedt       | Distance     | Sr.    |
| Cameron Kalaway       | Distance     | Fr.    | Daniela Wamokpego | Jumps        | Fr.    |
| Clare Kelly           | Distance     | Fr.    | Arianna Williams  | Sprints      | Fr.    |
| Jamie Kofron          | Throws       | Sr.    | Wisdom Williams   | Throws       | So.    |
| Lizzie Korczak        | Throws       | RS So. | Peyton Wilson     | Throws       | Fr.    |
| Chloe Larsen          | Mid-Distance | RS So. | Ann Wirth         | Multi-Events | Fr.    |
| Lia Love              | Sprints      | Jr.    | Isabelle Woody    | Multi-Events | So.    |
| Olicia Lucas          | Sprints      | Fr.    | Maud Zeffou-Poaty | Jumps        | Fr.    |
| Paige Magee           | Hurdles      | Sr.    |                   |              |        |
| Brynley McDermott     | Sprints      | Jr.    |                   |              |        |

## FRANCIS X. CRETZMEYER TRACK




The University of Iowa track and field team practices and competes at the Francis X. Cretzmeier Track during the outdoor season. Located within walking distance of Carver-Hawkeye Arena and Pearl Field, the track was completed in 1986. The facility was named after the late Francis X. Cretzmeier, who coached the men's cross country and track teams from 1948-78 and led the Hawkeyes to five Big Ten team titles.

In June 2008, floodwaters and debris damaged the entire track complex, which was completely reconstructed and refinished for competition in 2010. The track features an IAAF certified, BSS 1000 track and field surface designed by Benyon Sports Surfaces. The state of the art full-pour polyurethane surface provides the resiliency and return of energy necessary for NCAA athletes to compete at the highest level.

Iowa hosted the 1987, 2000, 2011, and 2019 Big Ten Championships at Cretzmeier Track. The Hawkeyes won the conference title on their home track in 2011 (men) and 2019 (men).



**MEN'S OUTDOOR ALL-TIME TOP 10 PERFORMERS**



James Carter Jr.



Nikolas Curtiss



Jeffery Herron




Gabe Hull



Austin Kresley



Rivaldo Marshall



Anthuan Maybank

**100 Meters**

1. **Kalen Walker, 2024** ..... **10.09**
2. **Austin Kresley, 2023** ..... **10.10**
3. Justin Austin, 2011 ..... 10.21
4. O'Shea Wilson, 2017 ..... 10.22
5. George Page, 1996 ..... 10.25
6. James Harrington, 2015 ..... 10.26
7. Anthuan Maybank, 1994 ..... 10.31
- Tim Dwight, 1997 ..... 10.31
- Josh Larney, 2013 ..... 10.31
- Vinnie Saucer, Jr., 2015 ..... 10.31

**110-Meter High Hurdles**

1. Jaylan McConico, 2021 ..... 13.23
2. Aaron Mallett, 2017 ..... 13.24
3. Josh Braverman, 2022 ..... 13.41
4. Jamal Britt, 2021 ..... 13.45
5. Pat McGhee, 1989 ..... 13.50
- Gratt Reed, 2023** ..... **13.50**
7. Dion Trowers, 1996 ..... 13.62
8. Ronnie McCoy, 1985 ..... 13.66
- Grant Conway, 2022** ..... **13.66**
10. Ethan Holmes, 2011 ..... 13.73

**200 Meters**

1. **Austin Kresley, 2023** ..... **20.26**
2. Justin Austin, 2011 ..... 20.46
3. Jeff Patrick, 1983 ..... 20.47
4. James Harrington, 2015 ..... 20.50
5. Karayme Bartley, 2019 ..... 20.51
6. **Gratt Reed, 2023** ..... **20.54**
7. Anthuan Maybank, 1994 ..... 20.55
8. Victor Green, 1984 ..... 20.60
9. Antonio Woodard, 2018 ..... 20.61
10. Andre Morris, 1995 ..... 20.64

**400 Meters**

1. Jenoah McKiver, 2022 ..... 44.74
2. Mar'yea Harris, 2018 ..... 44.94
3. Anthuan Maybank, 1993 ..... 44.99
4. Andre Morris, 1995 ..... 45.15
5. Mike Mondane, 1967 ..... 45.20
6. Wayne Lawrence, Jr., 2019 ..... 45.33
7. Steven Willey, 2010 ..... 45.78
8. Karayme Bartley, 2019 ..... 45.80
9. Everett Steward, 2022 ..... 45.94
10. DeJuan Frye, 2018 ..... 46.17

**400-Meter Hurdles**

1. Pat McGhee, 1988 ..... 48.94
2. **Austin West, 2023** ..... **49.34**
3. Jamal Britt, 2021 ..... 49.69
4. Julien Gillum, 2023 ..... 49.73
5. Monte Raymond, 1998 ..... 50.09
5. Ray Varner, 2010 ..... 50.24
7. Chris Douglas, 2019 ..... 50.32
8. Paul Steele, 1989 ..... 50.45
9. Russell Peterson, 2001 ..... 50.50
10. Ethan Holmes, 2013 ..... 50.51

**800 Meters**

1. **Rivaldo Marshall, 2024** ..... **1:45.86**
2. Erik Sowinski, 2012 ..... 1:45.90
3. Matt Manternach, 2019 ..... 1:46.93
4. Carter Lilly, 2016 ..... 1:46.95
5. Alec Still, 2022 ..... 1:47.50
6. Bill Frazier, 1962 ..... 1:47.64
7. D'Juan Strozier, 1990 ..... 1:47.82
8. Adam Hairston, 2011 ..... 1:48.10
9. Tysen VanDraska, 2021 ..... 1:48.13
10. Armando Bryson, 2022 ..... 1:48.31

**1,500 Meters**

1. Max Murphy, 2022 ..... 3:40.63
2. Jeff Thode, 2010 ..... 3:43.02
3. Kal Lewis, 2021 ..... 3:43.32
4. Joel Moeller, 1978 ..... 3:44.01
5. Jim Docherty, 1978 ..... 3:44.30
6. Nathan Mylenek, 2019 ..... 3:44.49
7. Sam Fourman, 2015 ..... 3:44.50
8. Michael Melchert, 2018 ..... 3:44.59
9. Adam Jones, 2017 ..... 3:45.48
10. Dan Waters, 1986 ..... 3:46.35

**3,000-Meter Steeplechase**


1. Nathan Mylenek, 2021 ..... 8:35.41
2. Deacon Jones, 1956 ..... 8:47.40
3. Steve Pershing, 1978 ..... 8:54.59
4. Andy Morris, 2000 ..... 8:56.21
5. Matt Gerard, 1994 ..... 8:57.01
6. Andy Napier, 2008 ..... 8:57.54
7. **Hayden Kuhn, 2024** ..... **8:59.18**
8. **Yohana Yual, 2024** ..... **9:02.33**
9. Rollie Kitt, 1967 ..... 9:02.90
10. Al Greene, 1985 ..... 9:02.96

**5,000 Meters**

1. Max Murphy, 2023 ..... 13:39.77
2. Micah VanDenend, 2007 ..... 13:49.31
3. Nathan Mylenek, 2021 ..... 13:54.15
4. Nick Trattner, 2023 ..... 13:55.57
5. Daniel Soto, 2021 ..... 13:55.71
6. Larry Wiczorek, 1968 ..... 13:56.00
7. Kevin Herd, 1993 ..... 13:59.00
8. Stetson Steele, 2000 ..... 14:02.76
9. Kevin Lewis, 2014 ..... 14:02.78
10. Eric MacTaggart, 2005 ..... 14:04.79



Jaylan McConico



Pat McGhee




Jenoah McKiver



Nathan Mylenek

## MEN'S OUTDOOR ALL-TIME TOP 10 PERFORMERS



Max Murphy



Stetson Steele



Mike Stein



Kalen Walker



Austin West



Todd Wigginton



Arno  
van der Westhuizen

### 10,000 Meters

1. Stetson Steele, 2000 ..... 28:44.47
2. Daniel Soto, 2021 ..... 28:48.18
3. Eric MacTaggart, 2006 ..... 28:50.23
4. Max Murphy, 2022 ..... 28:57.96
5. Kevin Lewis, 2015 ..... 28:59.62
6. Nick Trattner, 2022 ..... 29:39.83
7. **Brayden Burnett, 2024 ..... 29:41.66**
8. Nick Nordheim, 2002 ..... 29:44.71
9. Trent Corey, 2002 ..... 29:45.25
10. Ian Eklin, 2017 ..... 29:47.06

### Decathlon

1. **Austin West, 2022 ..... 8,331 pts**
2. Will Daniels, 2021 ..... 7,864 pts
3. William Dougherty, 2018 ..... 7,673 pts
4. Peyton Haack, 2021 ..... 7,458 pts
5. Kyle Reid, 2013 ..... 7,203 pts
6. Jack Eckert, 2015 ..... 7,087 pts
7. **Sal Capaldo, 2024 ..... 7,085 pts**
8. Dan Rolling, 2010 ..... 6,957 pts
9. Scott Faber, 2000 ..... 6,839 pts
10. Ryan Niver, 2008 ..... 6,837 pts

### High Jump

1. Jeffery Herron, 2012 ..... 7-4 1/4 (2.24)
2. Bill Hansen, 1978 ..... 7-4 (2.23)
- Bill Knoedel, 1975 ..... 7-4 (2.23)
4. Kevin Spejcher, 2014 ..... 7-2 1/2 (2.20)
5. M. Cunningham, 1986 ..... 7-1 (2.16)
- Kenneth Lansing, 1988 ..... 7-1 (2.16)
- Jay Hunt, 2019 ..... 7-1 (2.16)
8. Pat Meade, 1987 ..... 7-0 1/4 (2.14)
- Zack Pluff, 2023 ..... 7-0 1/4 (2.14)**
10. Graham Valdes, 2012 ..... 6-11 3/4 (2.12)

### Pole Vault

1. Todd Wigginton, 1984 ..... 17-0 (5.18)
2. Chad Ohly, 1994 ..... 16-8 3/4 (5.10)
- Kyle Reid, 2013 ..... 16-8 3/4 (5.10)
4. Curt Broek, 1978 ..... 16-8 (5.08)
5. Andy Jatis, 2018 ..... 16-7 1/2 (5.07)
6. Phil Wertman, 1971 ..... 16-7 (5.05)
- Kelly Scott, 1988 ..... 16-7 (5.05)
8. Peyton Haack, 2021 ..... 16-4 3/4 (5.00)
9. John Teffer, 1972 ..... 16-2 (4.93)
10. Alex Zona, 2009 ..... 16-0 3/4 (4.90)

### Long Jump

1. Anthuan Maybank, 1993 ..... 27-1 (8.25)
2. Bashir Yamini, 1997 ..... 26-8 1/4 (8.13)
3. James Carter, Jr., 2022 ..... 26-3 (8.00)
4. Paul Jones, 1989 ..... 25-10 1/4 (7.88)
5. Darren Smith, 1991 ..... 25-9 3/4 (7.86)
6. Quinn Early, 1986 ..... 25-7 1/4 (7.80)
7. O'Shea Wilson, 2017 ..... 25-5 1/4 (7.75)
8. Ed Gordon, 1931 ..... 25-4 3/8 (7.68)
9. Matty Gorman, 2006 ..... 25-1 1/4 (7.65)
10. Ronnie McCoy, 1985 ..... 25-0 (7.62)

### Triple Jump

1. James Carter, Jr., 2023 ..... 54-8 3/4 (16.68)
2. Troy Doris, 2012 ..... 54-8 (16.66)
3. Paul Jones, 1990 ..... 53-9 (16.38)
4. Babatunde Amosu, 2015 ..... 53-0 (16.15)
5. Antwon James, 2017 ..... 52-4 1/2 (15.96)
6. Klyvens Delaunay, 2013 ..... 52-2 1/2 (15.91)
7. Gordon Finch, 1988 ..... 50-9 1/4 (15.47)
8. Mike Lacy, 1984 ..... 50-5 (15.36)
9. **Deandre Stapleton, Jr. 2023 ..... 50-4 3/4 (15.36)**
10. Pat Miller, 1985 ..... 49-8 1/2 (15.25)

### Shot Put

1. Nikolas Curtiss, 2022 ..... 65-9 (20.04)
2. Jeremy Allen, 2001 ..... 63-2 3/4 (19.27)
3. Reno Tuufuli, 2018 ..... 62-10 3/4 (19.17)
4. Ken Kemeny, 2005 ..... 62-3 (18.97)
5. Shane Maier, 2006 ..... 62-2 1/4 (18.95)
6. Andy Banse, 2005 ..... 61-11 1/2 (18.88)
7. John Hickey, 2008 ..... 61-9 1/2 (18.83)
8. Elijah Barnes, 2023 ..... 60-11 1/4 (18.57)
9. Avery Meyers, 2017 ..... 60-4 (18.39)
10. Chris Gambol, 1987 ..... 60-0 1/2 (18.30)

### Discus

1. Gabe Hull, 2014 ..... 207-1 (63.11)
2. Reno Tuufuli, 2019 ..... 205-2 (62.54)
3. A.J. Curtis, 2007 ..... 202-11 (61.84)
4. Gary Kostrubala, 1986 ..... 202-4 (61.68)
5. Jeremy Allen, 2001 ..... 195-4 (59.54)
6. **Jordan Johnson, 2022 ... 195-3 (59.52)**
7. Tim Brodersen, 2005 ..... 193-6 (58.98)
8. Avery Meyers, 2017 ..... 185-8 (56.61m)
9. Brad Daufeldt, 2004 ..... 185-0 (56.40)
10. Nick Brayton, 2009 ..... 180-11 (55.15)

### Hammer

1. A. van der Westhuizen, 2001 ..... 222-11 (67.94)
2. Adam Hamilton, 2007 ..... 222-2 (67.73)
3. Jim Costello, 2002 ..... 217-7 (66.32)
4. **Sean Smith, 2024 ..... 209-9 (63.94)**
5. **Austin Busch, 2024 ..... 209-0 (63.72)**
6. Brad Daufeldt, 2004 ..... 207-10 (63.34)
7. Chris Voller, 2005 ..... 206-0 (62.80)
8. Matt Banse, 2012 ..... 201-11 (61.55)
9. Tyler Lienau, 2021 ..... 199-6 (60.81)
10. Jeremy Allen, 2001 ..... 199-0 (60.66)

### Javelin

1. **Mike Stein, 2024 ..... 260-0 (79.26)**
2. Matt Byers, 2011 ..... 245-8 (74.89)
3. Bill Neumann, 2002 ..... 244-8 (74.58)
4. Dan Ralph, 2000 ..... 227-10 (69.44)
5. **Austin West, 2023 ..... 212-9 (64.85)**
6. Sam Joens, 2015 ..... 211-5 3/4 (64.45)
7. Zach Schimp, 2010 ..... 211-0 (64.32)
8. Alex Balke, 2016 ..... 205-11 (62.77)
9. Kale Katt, 2007 ..... 204-0 (62.17)
10. Joel Storm, 2004 ..... 203-5 (62.01)

## MEN'S OUTDOOR ALL-TIME TOP 10 RELAYS

**4x100-Meter Relay**

|     |   |       |
|-----|---|-------|
| 1.  | <b>Walker, Kresley, Reed, Allen</b> , 2023 .....            | 38.64 |
| 2.  | <b>Walker, Kresley, Reed, K. Jefferson</b> , 2022 .....     | 39.03 |
| 3.  | Brissett, Wilson, Thompson, Mallett, 2017 .....             | 39.12 |
| 4.  | Hofacker, Woodard, Lawrence Jr., Bartley, 2019 .....        | 39.17 |
| 5.  | Mincy, Wilson, Harrington, Brown, 2014 .....                | 39.19 |
|     | <b>Walker, Kresley, Reed, Stapleton Jr.</b> , 2023 .....    | 39.19 |
| 7.  | Mincy, Austin, E. Holmes, Larney, 2013 .....                | 39.31 |
|     | <b>K. Johnson, Kresley, Reed, K. Jefferson</b> , 2022 ..... | 39.31 |
| 9.  | <b>Walker, Kresley, Stapleton Jr., West</b> , 2023 .....    | 39.41 |
| 10. | Saucer, Jr., Brissett, Harrington, Mallett, 2016 .....      | 39.44 |

**Shuttle Hurdle Relay**

|    |   |         |
|----|---|---------|
| 1. | <b>Conway, Braverman, K. Johnson, Reed</b> , 2022 ..... | 56.74   |
| 2. | McGhee, Armstrong, Falls, Stelle, 1989 .....            | 57.80   |
| 3. | Wigginton, Jones, Lacey, McCoy, 1985 .....              | 59.77   |
| 4. | Williams, Haack, Braverman, McConico, 2019 .....        | 1:01.14 |
| 5. | 1975 .....  | 1:05.20 |

**4x200-Meter Relay**

|     |   |         |
|-----|---|---------|
| 1.  | James, Mallett, Harris, B. Thompson, 2017 .....         | 1:23.02 |
| 2.  | B. Thompson, Brissett, Harrington, Ganschow, 2016 ..... | 1:23.36 |
| 3.  | B. Thompson, Ganschow, Frye, Hofacker, 2017 .....       | 1:23.73 |
| 4.  | Richardson, Sayon, Richards, Chaney, Jr., 2009 .....    | 1:24.85 |
| 5.  | Harrington, VanCleave, Wilson, Mallett, 2014 .....      | 1:24.86 |
| 6.  | Austin, Brown, Larney, VanCleave, 2013 .....            | 1:25.60 |
| 7.  | Wilson, Sorrells, Douglas, Williams, 2018 .....         | 1:25.87 |
| 8.  | Barclay, McCalister, Jensen, Elliott, 1979 .....        | 1:26.39 |
| 9.  | Sorrells, Braverman, Douglas, Haack, 2019 .....         | 1:28.29 |
| 10. | Thomas, Balkrishnan, Patterson, Freidrich 1991 .....    | 1:28.38 |

**4x400-Meter Relay**

|     |   |         |
|-----|---|---------|
| 1.  | Lawrence Jr., Woodard, Bartley, Harris, 2019 .....    | 3:00.14 |
| 2.  | Steward, <b>Richards</b> , Gudgel, Gillum, 2022 ..... | 3:01.79 |
| 3.  | Frye, Harris, Hofacker, Ogwo, 2017 .....              | 3:01.91 |
| 4.  | Steward, Bryson, Gillum, McKiver, 2022 .....          | 3:02.39 |
| 5.  | Lietz, Woodard, Gillum, Lawrence, Jr., 2021 .....     | 3:02.54 |
| 6.  | Lawrence Jr., Woodard, Hofacker, Harris, 2019 .....   | 3:03.10 |
| 7.  | Morris, Davis, Page, Rozell, 1995 .....               | 3:03.11 |
| 8.  | Branch, Dwight, Dodge, Yamini, 1999 .....             | 3:03.29 |
| 9.  | <b>West</b> , Bryson, Gudgel, Gillum, 2022 .....      | 3:03.62 |
| 10. | Frye, Woodard, Hofacker, Harris, 2018 .....           | 3:03.69 |

**Sprint Medley Relay**

|     |   |         |
|-----|---|---------|
| 1.  | McCorkle, Jones, Chung, Strozier, 1990 .....          | 3:15.64 |
| 2.  | Sayon, Austin, Willey, Sowinski, 2011 .....           | 3:16.18 |
| 3.  | Richards, Larney, Davey, Sowinski, 2012 .....         | 3:17.25 |
| 4.  | Richardson, Richards, Willey, Sowinski, 2010 .....    | 3:17.74 |
| 5.  | <b>Reed, K. Jefferson</b> , Gillum, Still, 2022 ..... | 3:18.06 |
| 6.  | Hofacker, Woodard, Harris, VanDraska, 2018 .....      | 3:18.11 |
| 7.  | Saucer, Jr., Brissett, Harris, Lilly, 2016 .....      | 3:18.53 |
| 8.  | Hofacker, Woodard, Harris, Lilly, 2017 .....          | 3:18.73 |
| 9.  | Armstrong, Thomas, Maybank, Strozier, 1991 .....      | 3:18.93 |
| 10. | Yamini, Davis, Dodge, Donovan, 1999 .....             | 3:19.87 |

**4x800-Meter Relay**

|     |   |         |
|-----|---|---------|
| 1.  | Schum, Christensen, Steffen, Criswell, 1971 .....     | 7:18.60 |
| 2.  | Gudgel, Bryson, Abrego, Still, 2022 .....             | 7:19.13 |
| 3.  | VanDraska, Still, Teubel, Lilly, 2019 .....           | 7:22.50 |
| 4.  | Hairston, Prom, Thode, Sowinski, 2011 .....           | 7:23.77 |
| 5.  | Manternach, VanDraska, W. Teubel, Lilly, 2017 .....   | 7:24.77 |
| 6.  | <b>Schreiner, Strong</b> , Bryson, Gudgel, 2023 ..... | 7:26.00 |
| 7.  | Melchert, Manternach, N. Teubel, Lilly, 2018 .....    | 7:28.37 |
| 8.  | Corrigan, Blackman, Strozier, Chambers, 1989 .....    | 7:29.00 |
| 9.  | Hoffman, Olson, Still, VanDraska, 2021 .....          | 7:29.81 |
| 10. | Melchert, Dorman, Lilly, Larrison, 2016 .....         | 7:30.32 |

**Distance Medley Relay**

|     |  |         |
|-----|--|---------|
| 1.  | Pershing, Moeller, Slack, Docherty, 1978 .....       | 9:39.94 |
| 2.  | Kuczvara, Barton, Hairston, Thode, 2011 .....        | 9:41.37 |
| 3.  | N. Holmes, VanCleave, Sowinski, Thode, 2012 .....    | 9:41.59 |
| 4.  | Young, Barton, Kuczvara, Luciano, 2010 .....         | 9:42.97 |
| 5.  | <b>Lewis</b> , Steward, Abrego, Murphy, 2022 .....   | 9:47.73 |
| 6.  | Mylenek, Thompson, Manternach, Melchert, 2018 .....  | 9:50.70 |
| 7.  | VanDraska, Lawrence Jr., Teubel, Mylenek, 2019 ..... | 9:53.14 |
| 8.  | Prom, Davey, Weir, Witt, 2013 .....                  | 9:53.83 |
| 9.  | Theisen, Williams, Wiesa, Waters, 1985 .....         | 9:54.04 |
| 10. | Wilfong, Slaymaker, W. Teubel, Witt, 2013 .....      | 9:54.05 |

**4x1,600-Meter Relay**

|     |   |          |
|-----|---|----------|
| 1.  | Pershing, Fuller, Moeller, Docherty, 1978 .....     | 16:27.70 |
| 2.  | Rakaric, Webster, MacTaggart, VanDenend, 2006 ..... | 16:55.43 |
| 3.  | Lewis, Witt, Hart, Fourman, 2015 .....              | 16:58.44 |
| 4.  | Price, Eklin, Gardarsson, Docherty, 2016 .....      | 17:00.30 |
| 5.  | Paul, Kadlec, Thode, Luciano, 2010 .....            | 17:01.46 |
| 6.  | Witt, Lewis, Hart, Butler, 2014 .....               | 17:01.65 |
| 7.  | N. Holmes, Witt, Thode, Lewis, 2012 .....           | 17:02.26 |
| 8.  | Thomas, Allen, Rakaric, Lloyd, 2003 .....           | 17:06.27 |
| 9.  | <b>Yual, Geisler, Pendergast, Kuhn</b> , 2023 ..... | 17:11.68 |
| 10. | Pittman, Novotny, Feeldy, Marquardt, 1995 .....     | 17:12.49 |

## WOMEN'S OUTDOOR ALL-TIME TOP 10 PERFORMERS



**Meghan Armstrong**

**Alli Bookin-Nosbisch**

**Marta Bote Gonzalez**

**Nan Doak**

**Briana Guillory**

**LaSarah Hargrove**

**Amanda Howe**

### 100 Meters

1. LaSarah Hargrove, 2022 ..... 11.20
2.  **Lia Love, 2023 ..... 11.21**
2. Brittany Brown, 2018 ..... 11.28
4. Briana Guillory, 2016 ..... 11.35
5. Lake Kwaza, 2015 ..... 11.40
6. Vivien McKenzie, 1985 ..... 11.45
7. Davera Taylor, 1984 ..... 11.51
8. Erica Broomfield, 1998 ..... 11.53
9. Jiselle Providence, 2001 ..... 11.57
10. Tanja Reid, 1994 ..... 11.60
- Peaches Roach, 2005 ..... 11.60

### 100-Meter Hurdles

1.  **Paige Magee, 2023 ..... 12.90**
2. Myreanna Bebe, 2023 ..... 12.94
3.  **Tionna Tobias, 2023 ..... 13.11**
4. Tiffany Johnson, 2007 ..... 13.20
5. Jenny Kimbro, 2018 ..... 13.22
6. Jahisha Thomas, 2017 ..... 13.46
7. Tria Simmons, 2019 ..... 13.49
- Natalie Harris, 2023 ..... 13.49**
9. Kaessa Farley, 2009 ..... 13.53
10. C. Prendergast, 1999 ..... 13.60
- Paula Ruen, 2000 ..... 13.60

### 200 Meters

1. Brittany Brown, 2017 ..... 22.42
2. LaSarah Hargrove, 2022 ..... 22.72
3. Briana Guillory, 2016 ..... 22.89
4. Elexis Guster, 2016 ..... 23.03
5. Lake Kwaza, 2016 ..... 23.17
6.  **Lia Love, 2023 ..... 23.23**
7. Shellene Williams, 2004 ..... 23.50
8. Kineke Alexander, 2006 ..... 23.58
9. Davera Taylor, 1984 ..... 23.59
10. Vivien McKenzie, 1985 ..... 23.61
- Paige Magee, 2023 ..... 23.61**

### 400 Meters

1. Briana Guillory, 2018 ..... 51.30
2. Kineke Alexander, 2006 ..... 51.35
3. Elexis Guster, 2016 ..... 51.85
4. Shellene Williams, 2004 ..... 51.94
5. Ashley Liverpool, 2012 ..... 52.47
6. Ellen Grant, 1996 ..... 52.65
7.  **Audrey Biermann, 2023 ..... 52.67**
8.  **Tesa Roberts, 2023 ..... 52.86**
9. Alexis Hernandez, 2017 ..... 53.27
10.  **Chloe Larsen, 2023 ..... 53.41**

### 400-Meter Hurdles


1. Mary Knoblauch, 1981 ..... 56.16
2.  **Paige Magee, 2022 ..... 56.62**
3. Wynsome Cole, 1998 ..... 56.67
4. MonTayla Holder, 2014 ..... 56.70
5.  **Mariel Bruxvoort, 2023 ..... 56.71**
6. Erin Dowd, 2022 ..... 56.77
7. Payton Wensel, 2022 ..... 57.63
8. Jenny Kimbro, 2019 ..... 58.27
9.  **Nylah Perry, 2023 ..... 58.28**
10. Chris Davenport, 1981 ..... 59.18

### 800 Meters

1.  **Alli Bookin-Nosbisch, 2024 ..... 2:03.24**
2. Bethany Praska, 2011 ..... 2:03.77
3. Mallory King, 2021 ..... 2:05.23
4.  **Grace Bookin-Nosbisch, 2023 2:05.49**
5. Kay Stormo, 1982 ..... 2:05.67
6.  **Clare Pitcher, 2022 ..... 2:06.05**
7. Taylor Arco, 2019 ..... 2:06.06
8. Michelle Lahann, 2004 ..... 2:06.79
9. Katharina Trost, 2015 ..... 2:07.09
10. Mahnee Watts, 2016 ..... 2:07.41



**Aisha James**



**Jenny Kimbro**

### 1,500 Meters

1. Meghan Armstrong, 2006 ..... 4:17.41
2. Betsy Flood, 2010 ..... 4:17.75
3. Jeanne Kruckeberg 1989 ..... 4:19.71
4. McKenzie Melander, 2012 ..... 4:20.22
5. Lauren Hardesty, 2009 ..... 4:20.40
6. Diane Nukuri, 2007 ..... 4:20.95
7.  **Amber Aesoph, 2023 ..... 4:21.11**
8. Penny O'Brien, 1985 ..... 4:21.43
9. Kay Stormo, 1982 ..... 4:22.24
10. Rachelle Roberts, 1990 ..... 4:23.16

### 3,000 Meters

1. Diane Nukuri, 2008 ..... 9:18.82
2. Penny O'Brien, 1985 ..... 9:20.61
3. McKenzie Melander, 2012 ..... 9:21.59
4. Betsy Flood, 2010 ..... 9:22.63
5. Nan Doak, 1985 ..... 9:23.04
6. Tracy Dahl, 1992 ..... 9:23.53
7. Meghan Armstrong, 2006 ..... 9:28.03
8. Brooke Eilers, 2011 ..... 9:30.08
9. Jeanne Kruckeberg, 1989 ..... 9:30.69
10. Jennifer Brower, 1992 ..... 9:34.59

### 3,000-Meter Steeplechase

1. Marta Bote Gonzalez, 2015 ..... 10:23.15
2. Danielle Berndt, 2011 ..... 10:26.54
3. Jessica Schmidt, 2008 ..... 10:27.18
4. Sarah Arens, 2004 ..... 10:34.50
5. Hannah Roeder, 2011 ..... 10:35.22
6.  **Brooke McKee, 2023 ..... 10:39.88**
7. Madison Waymire, 2017 ..... 10:41.91
8. Kelsey Hart, 2011 ..... 10:47.56
9. Anna Hostetler, 2019 ..... 10:57.25
10. Kelly Breen, 2017 ..... 10:59.99

### 5,000 Meters

1. Nan Doak, 1985 ..... 15:45.84
2. McKenzie Melander, 2012 ..... 15:57.13
3. Diane Nukuri, 2008 ..... 15:59.39
4. Betsy Flood, 2011 ..... 16:04.46
5. Meghan Armstrong, 2008 ..... 16:08.83
6. Brooke Eilers, 2011 ..... 16:11.86
7. Mareike Schrulle, 2013 ..... 16:12.66
8. Jenny Spangler, 1983 ..... 16:17.21
9. Tracy Dahl, 1992 ..... 16:18.77
10. Racheal Marchand, 2008 ..... 16:27.02



## WOMEN'S OUTDOOR ALL-TIME TOP 10 PERFORMERS



Paige Magee



Diane Nukuri



Alana Redfern




Peaches Roach



Jessie Strand



Laulauga Tausaga



Jahisha Thomas

**10,000 Meters**

1. Diane Nukuri, 2008..... 33:17.01
2. Jennifer Brower, 1991 ..... 33:23.38
3. Meghan Armstrong, 2008 ..... 33:28.00
4. Nan Doak, 1985 ..... 33:33.03
5. Jenny Spangler, 1983 ..... 33:39.24
6. Andrea Shine, 2018..... 33:50.25
7. Racheal Marchand, 2008..... 34:05.87
8. McKenzie Melander, 2012 ..... 34:29.83
9. Tracy Dahl, 1992..... 34:30.09
10. Maddie Block, 2023..... 34:44.62

**Heptathlon**

1. Jenny Kimbro, 2021 .....5,679 pts
2. **Tionna Tobias, 2023..... 5,640 pts**
3. Tammilee Kerr, 2008.....5,633 pts
4. Tria Simmons, 2019.....5,557 pts
5. Dallyssa Huggins, 2021 .....5,437 pts
6. **Annie Wirth, 2024..... 5,332 pts**
7. Kathy Gillespie, 1983 .....5,262 pts
8. Tiff Pedersen, 2004.....4,976 pts
9. Janet Adams, 1981 .....4,855 pts
10. Sarah Ryan, 2012.....4,819 pts

**High Jump**

1. Peaches Roach, 2006.....6-1 1/4 (1.86)
2. Jenny Kimbro, 2019 .....6-0 3/4 (1.85)
3. Mary Mol, 1983 ..... 6-0 (1.83)
4. Khanishah Williams, 2013 5-11 1/4 (1.81)
5. Dallyssa Huggins, 2021. 5-10 1/2 (1.79m)
6. Caleigh Bacchus, 2010 .....5-10 (1.78)
7. Lynn McMillan, 1988.....5-9 1/4 (1.76)
- Aubrianna Lantrip, 2018.....5-9 1/4 (1.76)
- Tria Simmons, 2019.....5-9 1/4 (1.76)
- Annie Wirth, 2024.....5-9 1/4 (1.76)**

**Pole Vault**

1. Jessie Strand, 2003 ..... 12-10 1/4 (3.92)
2. Sarah Burgett, 2006 ..... 12-1 3/4 (3.70)
3. Kirsten Weismantle, 2011 ..... 12-0 (3.66)
4. Amy Smith, 2018.....11-11 3/4 (3.65)
5. Katie Truedson, 2010..... 11-5 1/4 (3.49)
6. Gina Shannon, 2001..... 11-2 1/4 (3.41)
7. Brittany Holst, 2013..... 11-1 (3.38)
8. Elyssa Tracy, 2015..... 10-6 (3.20)
9. Kacey Childs, 2000.....8-0 1/2 (2.45)

**Long Jump**

1. Aisha James, 2003 .....22-3 (6.78)
2. Jahisha Thomas, 2018 .....21-6 (6.55)
3. **Tionna Tobias, 2024..... 21-4 1/4 (6.51)**
4. Zinnia Miller, 2014 ..... 20-6 1/2 (6.26)
5. Renee White, 2008 ..... 20-3 3/4 (6.19)
- Maud Zeffou-Poaty, 2024**  
..... **20-3 3/4 (6.19)**
7. Carisa Leacock, 2014 .....19-11 3/4 (6.09)
8. Amanda Carty, 2019 .....19-11 1/2 (6.08)
9. Becki Borg, 1988..... 19-7 1/4 (5.97)
10. Jenny Kimbro, 2018 ..... 19-7 (5.97)

**Triple Jump**

1. Jahisha Thomas, 2018 ..... 44-2 (13.46)
2. Renee White, 2008 ..... 43-10 3/4 (13.36)
3. Zinnia Miller, 2014 .....42-0 1/2(12.81)
4. **Kayla Hutchins, 2021..... 41-10 (12.75)**
5. Tiffany Johnson, 2007 .....41-8 3/4 (12.72)
6. Eavion Richardson, 2021 ..... 41-1 (12.52)
7. Carisa Leacock, 2012 .... 40-10 1/2 (12.46)
8. Amanda Carty, 2019 .....40-11 (12.47)
9. Becki Borg, 1988.....40-7 1/2 (12.38)
- Tria Simmons,2016.....40-7 1/2(12.38)
- Daniela Wamokpego, 2024**  
..... **40-7 1/2 (12.38)**

**Shot Put**

1. Laulauga Tausaga, 2019.59-1 1/2 (18.02)
2. Nia Britt, 2019.....55-7 3/4 (16.96)
- Kat Moody, 2023..... 55-7 3/4 (16.96)**
4. **Wisdom Williams, 2024 .....**  
..... **51-2 3/4 (15.61)**
5. Lisa Van Steenwyk, 1992..... 50-8 (15.44)
6. **Jamie Kofron, 2022.....50-6 (15.39)**
7. Nicole Berry, 2022.....50-5 1/4 (15.37)
8. Gail Smith, 1984 .....50-3 1/4 (15.32)
9. Denise Taylor, 1992.....50-1 3/4 (15.28)
10. Erika Hammond, 2019.....49-9 1/4 (15.17)

**Discus**

1. Laulauga Tausaga, 2019 ... 209-10 (63.94)
2. Serena Brown, 2021 ..... 196-2 (59.81)
3. K. Spanoudakis, 2019 ..... 190-1 (57.95)
4. **Kat Moody, 2023..... 185-3 (56.47)**
5. Majesty Tutson, 2013 ..... 181-1 (55.19)
6. Dakotah Goodell, 2014..... 169-4 (51.62)
7. **Jamie Kofron, 2022..... 166-1 (50.62)**
8. Kara Misel, 2021 ..... 162-1 (49.40)
8. Tiffany Medenwaldt, 2010.. 161-3 (49.16)
10. Denise Taylor, 1992..... 160-5 (48.90)

**Javelin**

1. Alana Redfern, 2003..... 181-5 (55.30)
2. **Lizzy Korczak, 2024 ..... 166-1 (50.62)**
3. Tammilee Kerr, 2008..... 163-5 (49.81)
4. Marissa Mueller, 2019..... 154-3 (47.02)
5. Mandy Beck, 1999 ..... 153-4 (46.74)
6. Dakotah Goodell, 2015 153-3 1/4 (46.71)
7. Terri Soldan, 1983..... 152-6 1/4 (46.48)
8. Shani Renning, 1990..... 152-3 (46.40)
9. Kayla Hochhalter, 2015 ..... 152-6 (46.48)
10. Clara Simon, 1981 ..... 149-9 (45.64)

**Hammer Throw**

1. Amanda Howe, 2022 .....212-9 (64.84)
2. Laulauga Tausaga, 2019 .....201-3 (61.34)
3. Annemie Smith, 2015... 200-1 1/2 (60.99)
- Nia Britt, 2019.....200-1 (60.99)
5. Allison Wahrman, 2021 ..... 198-7 (60.53)
6. Jasmine Simpson, 2013 ..... 197-7 (60.23)
7. **Alivia Bauer, 2023..... 195-9 (56.62)**
8. Becca Franklin, 2007 ..... 195-0 (59.45)
9. Ashlyn Gulvas, 2014..... 192-9 (58.75)
10. Leah Colbert, 2018 ..... 189-3 (57.69)

## WOMEN'S OUTDOOR ALL-TIME TOP 10 RELAYS

**4x100-Meter Relay**

- Hargrove, **Love**, Dowd, **Magee**, 2022 ..... 43.69
- Kwaza, Guster, Guillory, Hernandez, 2016 ..... 44.04
- Hargrove, **Love**, **Edison**, **Magee**, 2023 ..... 44.08
- Chapman, Guillory, Hernandez, Brown, 2017 ..... 44.34
- Kwaza, Guster, Chapman, Guillory, 2016 ..... 44.41
- Thomas, Avant, Guillory, Brown, 2018 ..... 44.44
- Tobias**, **Love**, **Duax**, **Magee**, 2024 ..... **44.44**
- Kwaza, Guster, Hernandez, Brown, 2014 ..... 44.51
- Thomas, Guillory, Hernandez, Brown, 2017 ..... 44.53
- Duax**, **Love**, **Pattison**, **Edison**, 2024 ..... **44.54**

**Shuttle Hurdle Relay**

- Prendergast, Cole, Raheem, Ruen, 1998 ..... 56.44
- Cole, Prendergast, Raheem, Ruen, 1998 ..... 56.54
- Raheem, Prendergast, Cole, Ruen, 1998 ..... 57.53

**4x200-Meter Relay**

- Chapman, Guillory, Hernandez, Brown, 2017 ..... 1:35.36
- Hobbs, Reid, Floyd, Poole, 1994 ..... 1:35.69
- Roach, McCalla, Alexander, Johnson, 2006 ..... 1:36.19
- Chapman, Roberts-Lewis, Champe, Brown, 2016 ..... 1:36.98
- Williams, Charles, Fouché, Providence, 2003 ..... 1:37.49
- Herrmann, McCalla, Raymond, Roach, 2004 ..... 1:37.66
- Charles, Dixon, Knight, Prendergast, 2002 ..... 1:38.15
- Christian, Buss, Swanson, Morken, 2019 ..... 1:38.52
- Prendergast, Dixon, Knight, Providence, 2001 ..... 1:38.73
- Trusty, Hendricks, Graham, Erickson, 2009 ..... 1:38.79

**4x400-Meter Relay**

- Hernandez, Guillory, Holder, Guster, 2016 ..... 3:30.97
- Guillory, Brown, Hernandez, Champe, 2017 ..... 3:32.37
- Dorn**, **Biermann**, **Roberts**, **Bruxvoort**, 2023 ..... 3:33.16
- Bruxvoort**, Dowd, Wensel, **Roberts**, 2022 ..... 3:33.18
- Guster, Hernandez, Holder, Kwaza, 2014 ..... 3:34.83
- Dorn**, **Larsen**, **Biermann**, **Bruxvoort**, 2023 ..... 3:35.10
- Larsen**, **Roberts**, **Biermann**, **Itson**, 2023 ..... 3:35.17
- Dorn**, **Magee**, **Biermann**, **Larsen**, 2023 ..... 3:35.53
- Dorn**, **Biermann**, **Larsen**, **Roberts**, 2023 ..... 3:35.60
- Praska, Hendricks, Liverpool, Erickson, 2011 ..... 3:35.93

**Sprint Medley Relay**

- Jones, Hendricks, Liverpool, Praska, 2011 ..... 3:48.63
- Brown, Kwaza, Guster, Watts, 2014 ..... 3:51.18
- Hargrove, Dowd, Wensel, **Pitcher**, 2022 ..... 3:52.56
- Kwaza, Guster, Holder, Watts, 2016 ..... 3:52.62
- Swanson, Morken, King, Arco, 2019 ..... 3:52.85
- Kwaza, Brown, Guster, Trost, 2015 ..... 3:53.29
- Christian, Buss, Guillory, Arco, 2019 ..... 3:54.18
- Kwaza, R. Moore, Holder, Alexia, 2013 ..... 3:54.51
- Trusty, R. Moore, Hendricks, Praska, 2010 ..... 3:56.53
- Reid, Philip, Hobbs, Benning, 1995 ..... 3:56.54

**4x800-Meter Relay**

- McCabe, Arco, Saunders, King, 2019 ..... 8:31.84
- Moore**, **A. Bookin-Nosbisch**, **G. Bookin-Nosbisch**, **Pitcher**, 2022 ..... 8:35.75
- Suppelsa, Wodek, Kruckeberg, Schneckloth, 1987 ..... 8:46.45
- Lahann, Stanley, Hume, Barber, 2004 ..... 8:48.87
- Itson**, **G. Bookin-Nosbisch**, **Pitcher**, **Moore**, 2023 ..... 8:49.00
- Schneckloth, Roberts, Hawkins, Kruckeberg, 1989 ..... 8:49.38
- Trost, Maser, Alexia, Nelson, 2014 ..... 8:49.95
- Nelson, Watts, Wilberding, Sindt, 2016 ..... 8:51.90
- Flood, Dlhly, L. Hardesty, Docherty, 2009 ..... 8:53.91
- Armstrong, Stanley, Laney, Hume, 2005 ..... 8:54.27
- O'Brien, Camarigg, Williams, Stormo, 1981 ..... 8:54.36

**Distance Medley Relay**

- Hoskins, Powell, Schneckloth, Kruckeberg, 1989 ..... 11:22.18
- Powell, Hoskins, Schneckloth, Roberts, 1990 ..... 11:24.12
- Armstrong, Alexander, Poncé, Stanley, 2007 ..... 11:25.05
- Stanley, McCalla, Hume, Armstrong, 2005 ..... 11:34.04
- Barber, Williams, Hume, Arens, 2004 ..... 11:34.56
- Thompson, Williams, Hume, Arens, 2003 ..... 11:39.02
- 2000 ..... 11:39.83
- G. Bookin-Nosbisch**, **Roberts**, **A. Bookin-Nosbisch**, **Aesoph**, 2022 ..... 11:40.18
- Schrulle, Erickson, Placzek, Eilers, 2012 ..... 11:40.57
- Davenport, xx, xx, xx, 1981 ..... 11:41.44

**4x1,600-Meter Relay**

- Flood, Melander, A. Hardesty, L. Hardesty, 2010 ..... 19:05.63
- Nukuri, Marchand, Henize, Armstrong, 2008 ..... 19:15.42
- Flood, Laesch, Ranegar, Melander, 2012 ..... 19:16.73
- Flood, Eilers, Melander, L. Hardesty, 2011 ..... 19:17.52
- Flood, Melander, A. Hardesty, Eilers, 2009 ..... 19:36.43
- Scott, Gordon, Schrulle, Gambrell, 2013 ..... 19:41.15
- Jones, Bote Gonzalez, Wilberding, Reischmann, 2015 ..... 19:59.72
- Maser, Price, Wilberding, Montuclard, 2014 ..... 20:23.27
- Chapple, Laney, Donlon, Sokol, 2005 ..... 20:39.12
- Arens, Barber, Butler, Roberts, 2001 ..... 20:40.89