



IOWA FOOTBALL

35 BOWL GAMES • 11 BIG TEN CHAMPIONSHIPS • 31 CONSENSUS ALL-AMERICANS • 18 CFB HALL OF FAME INDUCTEES

GAME
9

IOWA
HAWKEYES

IOWA
(5-3, 3-2)



WISCONSIN
(5-3, 3-2)

WISCONSIN
BADGERS

SATURDAY, NOV. 2, 2024 | 6:34 p.m. (CT) | KINNICK STADIUM | IOWA CITY, IOWA

2024 SCHEDULE/RESULTS

Aug. 31	Illinois State	W, 40-0
Sept. 7	^ (RV) Iowa State	L, 19-20
Sept. 14	Troy	W, 38-21
Sept. 21	*at Minnesota	W, 31-14
Oct. 5	*at #3/3 Ohio State	L, 7-35
Oct. 12	* (RV) Washington	W, 40-16
Oct. 19	*at Michigan State	L, 20-32
Oct. 26	*Northwestern	W, 40-14
Nov. 2	*Wisconsin	6:34 p.m. (NBC)
Nov. 8	*at UCLA	8 p.m. (FOX)
Nov. 23	*at Maryland	TBA
Nov. 29	*Nebraska	6:30 p.m. (NBC)
Dec. 7	\$ Big Ten Championship Game	7:15 p.m. (FOX)

All times Central and subject to change | ^ Iowa Corn Cy-Hawk Series |

* Big Ten Conference game | \$ Game played in Indianapolis

ON THE AIR

TV: NBC

Play-by-play: _____ Noah Eagle
Analyst: _____ Todd Blackledge
Sideline: _____ Kathryn Tappen
Online: _____ Peacock
Mobile App: _____ Peacock

RADIO: Hawkeye Radio Network

Play-by-Play: _____ Gary Dolphin
Analyst: _____ Pat Angerer
Reporter: _____ Rob Brooks
Mobile App: _____ The Varsity Network

Compass Media Network _____ Gregg Daniels (pbp), Chad Brown (color)
Satellite Radio: _____ SiriusXM 85 | SiriusXM App 85

LIVE STATS: Iowa.Statbroadcast.com

SOCIAL MEDIA

X _____ @TheIowaHawkeyes | @HawkeyeFootball
Hashtag _____ #Hawkeyes
Instagram _____ @TheIowaHawkeyes | @HawkeyeFootball
Facebook _____ @TheIowaHawkeyes | @HawkeyeFootball

IOWA STRATEGIC COMMUNICATIONS

Associate AD (Football Contact) _____ Matt Weitzel
X _____ @BigWeitz
Cell Phone _____ (319) 430-8176
Email _____ matthew-weitzel@uiowa.edu
Associate Director (Secondary Contact) _____ James Allan
X _____ @jcallan04
Cell Phone _____ (319) 530-5792
Email _____ james-allan@uiowa.edu

Website _____ hawkeyesports.com
X _____ @HawkeyeFBNotes



CollegePressBox is the official media website for Division I football. Access and download game notes, quotes, statistics, media guides, headshots, logos and more for all FBS schools, conferences, postseason games, awards and the College Football Playoff.



IOWA HAWKEYES

Head Coach: Kirk Ferentz (26th season)
Record at Iowa: 201-122
Overall Record: 213-143



WISCONSIN BADGERS

Head Coach: Luke Fickell (2nd season)
Record at UW: 13-9
Overall Record: 76-34

GAME INFORMATION

Date: Nov. 2, 2024
Stadium: Kinnick Stadium (69,250)
Surface: Field Turf
TV: NBC
Radio: Hawkeye Radio Network
Series Record: Wisconsin leads 49-46-2
Last Meeting: Iowa won 15-6 on 10/14/23 in Madison

HAWKEYES | 1st & 10

- Iowa has won two straight and three of the last four Heartland Trophy matchups over Wisconsin. The Hawkeyes have won the last two meetings in Kinnick Stadium. Iowa is 27-10 in its last 37 rivalry-trophy games.
- The Hawkeyes' next victory will be the 700th in program history. Iowa (699-578-39) will be the 35th school to reach the 700-win milestone. A win will also make Iowa bowl eligible for the 23rd time in the last 24 seasons.
- Saturday's game is a Blackout and Military Appreciation Game inside Kinnick Stadium.
- SWEET NOVEMBER. Iowa has won 18 of its last 19 games in the month of November and is 18-2 in the month dating back to the start of the 2019 season.
- Complementary football... the Hawkeyes scored on offense, defense and special teams in the 40-14 victory over Northwestern -- a first for the program since 2021 (at Nebraska).
- Junior QB Brendan Sullivan led Iowa to 37 points in his first extended look under center. He completed 9-of-14 attempts for 80 yards and had 40 rushing yards with a touchdown against Northwestern -- his former school.
- Senior Kaden Wetjen had an 85-yard punt return for a touchdown -- the seventh-longest in program history -- in the win over Northwestern to earn Big Ten Special Teams Player of the Week honors on Oct. 28. Wetjen has had 100+ combined return yards in three straight games -- a first by a Hawkeye since at least 1978.
- The Hawkeyes have scored 40 points in back-to-back home contests for the first time since 2018, 40 against two Big Ten opponents for the first time since 2020 and 40 three times in a season for the first time since 2017. Iowa is 30-0 when scoring 21+ points since 2020.
- Iowa scored 28 points in the third quarter against Northwestern -- the most in a quarter since scoring 31 at Maryland in 2021.
- Head coach Kirk Ferentz has 201 career victories as Iowa's head coach -- second-most in Big Ten history. He trails only Ohio State's Woody Hayes (205) for the most overall wins in league history.
- The Hawkeyes recorded a safety on a Max Llewellyn sack against Northwestern. It is the fourth straight year the Iowa defense has recorded a safety.
- Iowa's defense surrendered just 163 yards of total offense against the Wildcats -- the second game allowing 200 or fewer yards this season. The Hawkeyes did not allow an offensive touchdown in the game.
- RB Kaleb Johnson recorded his sixth 100-yard game of the season in Week 9, finishing with 109 yards on 14 carries with three touchdowns -- runs of 26, 41 and 25 yards. He has scored at least one touchdown in eight straight games -- the longest streak by a Hawkeye in the Ferentz era.
- Johnson has 16 touchdowns on the ground this season -- the most since Mark Weisman in 2013 -- and the third-most in program history, trailing only Shonn Greene (20) and Tavian Banks (17).
- Johnson, who has 1,144 yards -- the 12th-most in program history -- is second in the nation in rushing yards (1,144) and rushing yards per game (143), third in total touchdowns (17), fourth in yards per carry (7.84), rushing touchdowns (16) and scoring (12.75).
- Big play KJ... Johnson has 20 rushes of 20+ yards, six 40+ yard runs and nine touchdown runs of 25+ yards this season. Iowa has 22 20+ yard rushes in 2024.
- Iowa's rushing attack has churned out 200+ yards in six games -- the most for the program since 2015. The team's 209.1 yards per game ranks first in the Big Ten and 17th nationally.
- Senior LB Jay Higgins is leading the Big Ten in tackles (sixth nationally), making 84 tackles (10.5 per game). He has led the team in tackles in all eight games, including a season-high 14 tackles in Weeks 6, 7 and 8 against Ohio State, Washington and Michigan State. He also has three interceptions (14th nationally) and two forced fumbles.
- 70s -- The Hawkeyes have forced 15 turnovers in eight games -- 10 interceptions, five fumble recoveries. The 15 takeaways are second in the Big Ten and 17th nationally.
- Iowa's rushing defense has allowed fewer than 100 yards in five games, including just 24 yards in Week 3 against Troy and 43 yards in Week 9 vs. Northwestern. The unit allows 104.1 rushing yards per game, 17th-fewest in the nation, and it has allowed two touchdowns on the ground.
- Since the start of the 2015 season, Iowa is 76-3 when leading by eight points at any point in a game.
- Since 2009, Iowa has 238 interceptions -- tied for the second-most in the nation. The team's 35 interception returns for a touchdown are the fourth-most in the nation in that span.

SMART • TOUGH • PHYSICAL • TOGETHER

OFFENSIVE PLAYERS TO WATCH



1 • BRENDAN SULLIVAN • JR • QB • 6-4 • 220

Davison, Mich. (Davison/Northwestern)

- 8 career starts, 20 career games played... 2-6 as a starter (at N'western)
- 11-of-16, 94 yards, 1 TD in '24... 17 rushes for 76 yards, 3 TDs
- Was Iowa's red zone QB from Week 3-9... 8-for-8 in RZ scoring opps. (7 TD, 1 FG)... led Iowa to 37 points in first extended playing time in win over N'western... was 9-of-14 for 80 yards and had 8 rushes for 40 yards and a TD.
- Played 3 seasons at Northwestern, starting 8 games... was 134-of-195 for 1,303 yards and 10 TDs... also rushed for 257 yards on 129 att. and 3 TDs



48 • ZACH ORTWERTH • SO • TE • 6-3 • 240

St. Louis, Mo. (St. Louis University)

- 3 career starts, 16 career games played
- Has 6 catches for 59 yards, including a 31-yarder vs. Illinois State in Week 1
- Made first start of season against Washington in Week 7
- Saw action in eight game as true freshman, making one reception for 54 yards



2 • KALEB JOHNSON • JR • RB • 6-0 • 225

Hamilton, Ohio (Hamilton)

- 18 career starts, 31 career games played... CBS Midseason All-American
- Doak Walker National RB of the Week and BIG Co-Offensive POW in Week 4... 146 attempts for 1,144 yards (2nd in NCAA, 12th in school history) and 16 TDs (3rd in school history) in '24... 2nd in rushing ypg. (143.0) and 4th in TDs (16)... has 18 catches for 111 yards, 1 TD... has 6 100-yard games in '24... 10 career 100-yard games (2 200-yard games)... 20 rushes of 20+ yards this season with long of 75... 9 25+ yard TD runs
- Career-high 206 yards and 3 TDs at MINN... 14 carries, 109 yards, 3 TD vs. NW... 166 yards, 2 TDs vs. Wash; 3 catches for 22 yards and 1 TD... rushed for 173 yards and 2 TDs vs. Troy... had 187 yards and 2 TDs vs. Iowa St... rushed for 119 yards with 2 TDs vs. Illinois St. carries, 463 yards with 3 TDs in '23... 2,386 career yards -- 11th in school history



78 • MASON RICHMAN • SR • LT • 6-6 • 312

Leawood, Kan. (Blue Valley)

- 47 career starts (38 consecutive), 50 career games played... 4-year starter... t3rd most starts by offensive lineman in Ferentz era.
- Team has rushed for 200+ yards in six games -- most since 2015
- Honorable-mention All-Big Ten in '21, '22 and '23... played much of '23 season with a fracture in leg
- All starts have been at left tackle
- 4X Academic All-Big Ten



28 • KAMARI MOULTON • RS FR • RB • 5-9 • 197

Fort Lauderdale, Fla. (Cardinal Gibbons)

- 1 career start, 11 career games played
- 43 carries, 186 yards... career-long 29-yard run vs. Troy... first career start vs. Illinois State... rushed for 65 yards on 19 attempts
- Rushed for 50 yards and had two TDs on eight carries against WMU in '23 in first career game... 93 yards on 27 carries and two TDs in '23
- Two-time all-county and all-state as a junior... two-time team MVP



76 • TYLER ELSBURY • SR • LG • 6-5 • 316

Blue Springs, Mo. (Blue Springs)

- 5 career starts, 45 career games played
- Fifth year with the program... has started last two games (MSU, NW)
- Saw action in 12 games in '23 with one start... 10 games in '22 with 2 starts
- Two-time Academic All-Big Ten selection



6 • SETH ANDERSON • JR • WR • 6-0 • 185

Suwanee, Ga. (North Gwinnett/Charleston Southern)

- 18 career starts, 31 career games played
- Saw first action of season in Week 7 vs. Washington... has 3 catches for 71 yards... season long 42-yarder vs. N'western.
- Had 11 catches for 150 yards with 1 TD and 3 rushes for 50 yards in '23... had two catches, 41 yards vs. Utah State... 36-yard TD on first pass of '23 season
- Charleston Southern transfer... Big South Offensive Freshman of the Year... Jerry Rice Freshman of the Year finalist... has 57 career rec. for 833 yards and 8 TDs



65 • LOGAN JONES • SR • C • 6-3 • 293

Council Bluffs, Iowa (Lewis Central)

- 34 career starts, 35 career games played
- Team has rushed for 200+ yards in six games -- most since 2015
- Rimington Award, Lombardi Award Watch Lists in '24
- Third-team All-Big Ten (coaches) in '23
- Third season at center after moving from DL to OL in '22 spring practice



5 • JACOB GILL • JR • WR • 6-0 • 185

Raleigh, N.C. (Cardinal Gibbons/Northwestern)


- 10 career starts, 36 career games played
- Played first two years of collegiate career at Northwestern
- Has 19 receptions for 175 yards and 1 TD in '24
- Had 5 catches for 44 yards vs. Troy, 4 catches for 47 yards vs. Iowa State and 3 catches for 46 yards and 1 TD vs. Illinois State... first TD as a Hawkeye
- Had 17 receptions for 195 yards and two touchdowns in three seasons at N'western
- High school's all-time leader in receptions, receiving TDs and receiving yards



77 • CONNOR COLBY • SR • RG • 6-6 • 310

Cedar Rapids, Iowa (Kennedy)

- 45 career starts, 48 career games played... 4-year starter... 5th-most starts by offensive lineman in Ferentz era.
- Team has rushed for 200+ yards in six games -- most since 2015
- Third-team All-Big Ten (coaches, media) in '23... started 13 games at RG
- Started games at LT and LG in '22... final five games at LG... started final 11 games at RG in '21... freshman All-American... Academic All-Big Ten in '22



21 • KADEN WETJEN • SR • WR • 5-10 • 196

Williamsburg, Iowa (Williamsburg/Iowa Western CC)

- 22 career games played... punt/kickoff returner
- Named to Jet Award Midseason Watch List... Big Ten Special Teams Player of Week in Week 9... leads nation with 692 combined kick return yards... averages 13.7 yards per punt return (8th in nation), 25.4 yards on KO returns (12th in FBS)
- Three straight games with 100+ return yards - 1st by a Hawkeye since at least 1978... 176 return yards vs. N'western, including an 85-yard punt return for a TD -- 7th longest in school history... had 145 KO return yards, including a 39-yarder at Michigan State
- Averaged 9.0 yards on seven returns and 23.9 yards on 14 kickoff returns in '23



67 • GENNINGS DUNKER • JR • RT • 6-5 • 316

Lena, Ill. (Lena-Winslow)

- 22 career starts, 31 career games played
- Team has rushed for 200+ yards in six games -- most since 2015
- Started 13 games at RT in '23... missed BTG because of injury
- Honorable mention All-Big Ten (media) in '23
- 2X Academic All-Big Ten... majoring in human physiology



85 • LUKE LACHEY • SR • TE • 6-6 • 247

Columbus, Ohio (Grandview)

- 21 career starts, 38 career games played
- Has team-best 24 catches for 209 yards in '24
- Had a team-best six catches for 63 yards vs. Illinois St... had 5 catches for 39 yards at Ohio State
- Made 10 catches for 131 yards in '23 before missing final 11 games b/c of injury
- Has 62 career receptions for 817 yards and 4 TDs
- 2X Mackey Award Watch List... 2X Academic All-Big Ten selection



18 • DREW STEVENS • JR • K • 6-0 • 205

North Augusta, S.C. (North Augusta)

- 11-for-13 on FG attempts in '24... 4-for-4 from 40-49 yards, 1-of-3 from 50+... tied a career-high with four FG vs. Washington (37, 46, 25, 51), earning Lou Groza Star of the Week honors... has 3 games with 2 or more FGs in '24... season-long 51-yarder vs. UW
- 45-of-57 career FG (7-of-8 from 30-39; 11-of-17 from 40-49; 5-for-9 from 50-59)... converted 64-of-65 PAT attempts in his career... has 196 career points -- 13th all-time
- Third-team All-Big Ten (coaches) in '23... Lou Groza Award Semifinalist in '22 & '23
- 18-of-26 on FG in '23... 41-of-54 in KO touchbacks... BIG Special Teams Player of Week on Nov. 6 after making GW 53-yard FG with 14 seconds left at NW.
- 2nd-team Freshman All-America in '22... 16-of-18 on FGs... 16 FG most by Iowa rookie

DEFENSIVE PLAYERS TO WATCH



45 • DEONTAE CRAIG • SR • DE • 6-3 • 266

Fort Wayne, Ind. (Culver Academies)

- 22 career starts, 46 career games played
- Has 23 tackles, 4 hurries, 1 TFL, 1 sack in '24... had 5 tackles, 1 QH vs. Wash.
- HM All-Big Ten in '23... had 54 tackles, 5 TFL, 3 sacks, 1 PB, 7 QB hurries in '23
- Had 6 tackles and 0.5 TFL at N'western... had 1.5 TFL vs. Purdue... career-high eight tackles vs. Michigan State and Minnesota



95 • AARON GRAVES • JR • DT • 6-4 • 300

Dayton, Iowa (Southeast Valley)


- 8 career starts, 34 career games played
- Big Ten Co-Defensive POW on Oct. 14... has 21 tackles, 6 TFL, 5 sacks, 1 QH, 1 PB and 2 FF in '24
- Had 5 tackles, 2 sacks, 2 TFL, 2 FF vs. Washington... had 4 tackles, including career-high 3 sacks vs. Illinois St. in first start
- Had 37 tackles, 4.5 TFL, 2.5 sacks, 1 PB and 1 FF in '23
- Named MaxPreps Male National Athlete of the Year for 2021-22... earned associates degree from Iowa Central CC while in HS



94 • YAHYA BLACK • SR • DT • 6-5 • 317

Marshall, Minn. (Marshall)

- 22 career starts, 48 career games played
- Has 22 tackles, 3.5 TFL, 2 PB and 2 QH in '24... blocked a FG vs. Washington... had 1.5 TFL vs. Troy
- HM All-Big Ten in '23... had 51 tackles, 5 TFL, 3.5 sacks, 1 FF, 5 PB, and 2 hurries and 1 FF in '23... had 1 sack at N'western... had career-high seven tackles at Penn State.
- Three-year basketball letterwinner in HS



49 • ETHAN HURKETT • SR • DE • 6-3 • 260

Cedar Rapids, Iowa (Xavier)

- 8 career starts, 37 career games played
- Has 31 tackles, 5 TFL, 2.5 sacks, 2 FF and 2 QH... had 6 tackles at MSU, 5 at Minnesota, 4 tackles, 2 sacks and 2 FF vs. Troy
- Had 52 tackles, 6 TFL and a fourth quarter game-changing INT in road win at Nebraska in '23
- NFF Hampshire Society inductee... Big Ten Distinguished Scholar... 3X Academic All-Big Ten.



90 • BRIAN ALLEN • SO • DE • 6-4 • 260

Lake in the Hills, Ill. (St. Thomas More (Conn.))


- 0 career starts, 12 career games played
- Has 16 tackles, 4.5 TFL, 3 sacks, 1 PB and 2 QH in '24... had 1 sack vs. Washington... had 3 tackles, 2.5 TFL and 1 sack vs. Troy
- Team Leader Award, Defense in '23... team captain as senior in HS



37 • KYLER FISHER • GR • LEO • 5-11 • 231

Farnhamville, Iowa (SE Valley)

- 5 career starts, 54 career games played... missed N'western game b/c of sickness
- Has 20 tackles, 0.5 TFL and 1 PB in '24... had six tackles vs. Iowa State
- Had 26 tackles, 3.5 TFL and 1 sack in '23... had a career-high seven tackles at Penn State in his first career start
- Made key play on special teams, returning a blocked punt 14 yards for a TD at Nebraska in '21
- Redshirted after joining team as walk-on in '19



10 • NICK JACKSON • GR • WLB • 6-0 • 235

Atlanta, Ga. (Lovett School/Virginia)

- 55 career starts, 68 career games played... sixth collegiate season
- Has 56 tackles -- 2nd most on team -- 3.5 TFL, 2.5 sacks, 4 PB, 3 QH... 10th in B1G in tackles (7.0)... had 11 tackles, 1.5 TFL, 1 sack at MSU... 11 tackles and 2 QH vs. Washington; 8 tackles, 1.5 TFL and 1 sack at MINN
- Third-team All-Big Ten in '23... had 110 tackles (2nd on team, 8th in B1G), 8 TFL, 4 sacks, 2 FF, 4 PB and 7 QB hurries in '23... B1G Co-Defensive POW on Oct. 2
- Graduate transfer from Virginia... has 520 career tackles (3rd in FBS history), 31.5 TFL and 17 sacks... 25 career 10+ tackle games... has 4 100+ tackle seasons... second-team All-ACC in '22



34 • JAY HIGGINS • SR • MLB • 6-2 • 232

Indianapolis, Ind. (Brebeuf Jesuit Prep)

- 24 career starts, 53 career games played (301 career tackles; 20th in school history)... CBS Midseason All-American
- Has a team-high 84 tackles, 3 INTs, 1 TFL, 1 sack, 3 PB, 2 QH, 2 FF and 1 FR in '24... 1st in B1G in tackles, 6th in FBS (10.5 p/game)... led team in tackles in all 8 games... 15 career games with 10 or more tackles... 14 tackles at MSU; vs. Wash; 14 tackles, 1 TFL, 1 sack, 1 FF, 1 FR at Ohio St., 11 tackles vs. Iowa State... 9 tackles, INT at Minnesota
- All-American in '23... first-team All-B1G... tied Iowa school record for single-season tackles (171)... third in NCAA with 12.2 tackles per game (most by Power 5 player)... had school-record 92 assists



29 • SEBASTIAN CASTRO • GR • CASH • 5-11 • 205

Oak Lawn, Ill. (Richards)

- 27 career starts, 48 career games played... missed MSU game with injury
- Has 32 tackles, 1 TFL, 1 INT, 1 FF and 1 PB in '24... had 6 tackles, 1 TFL and 1 INT at Ohio State... had 5 tackles vs. Iowa State, Troy, Wash
- Nagurski, Thorpe, Bednarik Watch Lists... preseason AA
- All-American in '23... second-team All-Big Ten... had 67 tackles, 8 TFL, 1 sack, 3 INT and 8 PB in '23
- B1G Defensive POW on 9/11... had a 30-yard pick 6 (first career INT) and four tackles at Iowa State



8 • DESHAUN LEE • SO • DB • 5-10 • 187

Belleville, Mich. (Belleville)

- 10 career starts, 15 career games played
- Has 23 tackles this season... 8 tackles at Minnesota in first start of year... 7 tackles at Ohio State
- Had 32 tackles and 3 PB in '23... redshirted in '22
- First-team Michigan Dream Team as senior on defense... also honorable mention all-state as a wide receiver.



1 • XAVIER NWANKPA • JR • SS • 6-2 • 215

Pleasant Hill, Iowa (Southeast Polk)

- 20 career starts, 34 career games played
- Has 28 tackles in '24... career-high 10 tackles vs. Washington.
- Had 42 tackles, 1 INT, 2 TFL, 1 sack and 2 PB, 2 QH in '23... had interception -- second of his career -- vs. Utah State
- Adidas All-American... MaxPreps Iowa Player of Year
- Highest rated recruit of Ferentz era



30 • QUINN SCHULTE • GR • FS • 6-1 • 209

Cedar Rapids, Iowa (Xavier)

- 35 career starts (consecutive), 49 career games played
- Jason Witten Collegiate Man of the Year Award Watch List
- Has 36 tackles, 1 TFL, 2 INT, 3 PB in '24... had second INT (5th of career) vs. N'western... had first INT of season at Minnesota... 8 tackles at Ohio St., 7 at MSU
- HM All-Big Ten in '23... had 65 tackles -- 4th most on team -- 1 INT, 2.5 TFL and 4 PB in '23... had an INT and 39-yard return vs. Rutgers
- Most coverage snaps (541) without allowing a TD by a safety in '23
- Second-team Academic All-American in '23 and '24... 4X Academic All-Big Ten



27 • JERMARI HARRIS • GR • DB • 6-1 • 189

Chicago, Ill. (Montini Catholic)

- 26 starts, 40 career games played
- Jim Thorpe National DB of the Week on 9/17... has 19 tackles, 1 TFL, 3 INTs and 6 PB in '24... had a 28-yard pick 6 vs. Troy... had INT vs. Illinois St., Washington... ranks 14th in FBS in INTs
- Has 8 career interceptions (t20th in school history)... 1 career pick 6
- Had 42 tackles, 1 TFL, 1 INT and 8 PB in '23... career high 8 tackles and 4 PB vs. Illinois
- Missed all of '22 because of injury



9 • RHYS DAKIN • FR • P • 6-0 • 222

Melbourne, Australia (Mazenod College)

- Has punted 42 times for 44.8 avg. (19th in NCAA, 3rd in Big Ten)... has 21 punts that have been fair caught... 20 downed inside 20... 11 50+ yard punts
- Ray Guy Award Punter of the Week in Week 4... 8 punts, 358 yards (44.8 avg.) vs. N'western with 4 punts downed inside the 6... had 5 punts for 248 yards (49.6 avg.), including a 55-yarder... career-best 61 yarder vs. Washington... 4 punts, 49.2 yards vs. Troy... 2 50+ punts
- True freshman... follows Hawkeye great Tory Taylor in joining Hawkeyes from Melbourne

2024 IOWA FOOTBALL

THE SERIES

- Saturday will be the 98th meeting between Iowa and Wisconsin in a series that began in 1894. Through 97 games, Wisconsin leads 49-46-2.
- Iowa is 26-20-1 all-time in games played in Iowa City, including a 24-10 victory in 2022.
- The Hawkeyes have won three of the last four meetings -- all by two scores or more.

SERIES RESULTS

10/29/1894	L, 0-44 (A)
11/3/1906	L, 4-18 (A)
11/2/1907	L, 5-6 (H)
11/23/1911	L, 0-12 (A)
11/4/1912	L, 10-28 (H)
11/27/1917	L, 0-20 (A)
11/15/1924	W, 21-7 (A)
11/7/1925	L, 0-6 (H)
11/13/1926	L, 10-20 (A)
11/12/1927	W, 16-0 (A)
11/17/1928	L, 0-13 (H)
10/26/1929	W, 14-0 (A)
10/8/1932	L, 0-34 (A)
10/21/1933	W, 26-7 (H)
10/16/1937	L, 6-13 (A)
10/8/1938	L, 13-31 (H)
10/28/1939	W, 19-13 (A)
10/12/1940	W, 30-12 (H)
10/18/1941	L, 0-23 (A)
10/7/1942	W, 6-0 (H)
10/2/1943	L, 5-7 (H)
11/11/1944	L, 7-26 (A)
11/3/1945	L, 7-27 (H)
11/9/1946	W, 21-7 (#15) (A)
11/8/1947	L, 14-46 (#19) (A)
10/30/1948	W, 19-13 (H)
11/12/1949	L, 13-35 (A)
10/14/1950	L, 0-14 (#15) (H)
11/17/1951	L, 7-34 (#8) (A)
10/18/1952	L, 13-42 (#12) (H)
10/31/1953	L, 6-10 (A)
10/30/1954	W, 13-7 (#8) (H)
10/1/1955	L, 14-37 (#17) (A)
10/13/1956	W, 13-7 (H)
10/19/1957	W, 21-7 (#13) (H)
10/18/1958	W, 20-9 (#4) (A)
10/17/1959	L, 16-25 (A)
10/15/1960	W, 28-21 (#12) (H)
10/21/1961	W, 47-15 (H)
10/20/1962	L, 14-42 (#10) (A)
10/19/1963	L, 7-10 (#2) (H)
10/17/1964	L, 21-31 (A)
10/2/1965	L, 13-16 (A)
10/1/1966	L, 0-7 (H)
10/21/1967	T, 21-21 (A)
10/19/1968	W, 41-0 (H)
10/11/1969	L, 17-23 (A)
10/10/1970	W, 24-14 (H)
10/30/1971	W, 20-16 (H)
11/4/1972	L, 14-16 (A)
11/10/1973	L, 7-35 (A)
11/9/1974	L, 15-28 (H)

11/8/1975	W, 45-28 (H)
11/6/1976	L, 21-38 (A)
11/12/1977	W, 24-8 (A)
11/18/1978	W, 38-24 (H)
10/27/1979	W, 24-13 (A)
11/1/1980	W, 22-13 (H)
11/14/1981	W, 17-7 (A)
11/13/1982	W, 28-14 (H)
11/5/1983	W, 34-14 (A)
11/3/1984	T, 10-10 (H)
10/12/1985	W, 23-13 (A)
10/11/1986	W, 17-6 (H)
10/10/1987	W, 31-10 (A)
10/8/1988	W, 31-6 (H)
10/14/1989	W, 31-24 (A)
10/13/1990	W, 30-10 (H)
10/12/1991	W, 10-6 (A)
10/10/1992	W, 23-22 (H)
1/18/1995	W, 33-20 (A)
11/16/1996	W, 31-0 (H)
11/8/1997	L, 10-13 (A)
10/24/1998	L, 0-31 (#9) (H)
11/13/1999	L, 3-41 (#9) (A)
10/28/2000	L, 7-13 (H)
11/3/2001	L, 28-34 (A)
11/2/2002	W, 20-3 (H)
11/22/2003	W, 27-21 (A)
11/20/2004	W, 30-7 (#9) (H)
11/12/2005	W, 20-10 (#19) (A)
11/11/2006	L, 21-24 (#16) (H)
9/22/2007	L, 13-17 (#9) (A)
10/18/2008	W, 38-16 (H)
10/17/2009	W, 20-10 (A)
10/23/2010	L, 30-31 (#10) (H)
11/2/2013	L, 9-28 (#22) (H)
11/22/2014	L, 24-26 (#14) (H)
10/3/2015	W, 10-6 (#19) (A)
10/22/2016	L, 9-17 (#10) (A)
11/11/2017	L, 14-38 (#6) (A)
9/22/2018	L, 17-28 (#18) (H)
11/9/2019	L, 22-24 (#16) (A)
12/12/2020	W, 28-7 (H)
10/30/2021	L, 7-27 (A)
11/12/2022	W, 24-10 (H)
10/14/2023	W, 15-6 (A)

THE HEARTLAND TROPHY

Inaugurated in 2004, the Heartland Trophy goes to the winner of the football battle between Iowa and Wisconsin. The trophy was designed and crafted by artist and former Iowa football player Frank Strub.

- Wisconsin leads the series, 7-6, since the inception of the Heartland Trophy in 2004. The trophy has resided in Iowa City since 2022.

UNDER THE LIGHTS

Saturday's game is the 23rd night game inside Kinnick Stadium. Iowa is 15-7 under the lights, including winning 27-0 over Nevada in 2022 and 26-16 over Michigan State in 2023.

- The Hawkeyes played Wisconsin in a night game in 2018, which ended with a 28-17 Badger victory.

GENERAL INFORMATION

Location: Iowa City, Iowa
Founded: 1847
Enrollment: 32,199
President: Barbara J. Wilson
Tippie Director of Athletics: Beth Goetz
Conference: Big Ten
Nickname: Hawkeyes
Mascot: Herky
Colors: Black and Gold (PMS 116)
First Year of Football: 1889
All-Time Record: 699-578-39
All-Time Bowl Record: 18-17-1
National Championships: 1921, '22 '56, '58, '60

STADIUM INFORMATION

Stadium: Kinnick Stadium
Field: Duke Slater Field
Opened: 1929
Capacity: 69,250
Playing Surface: Field Turf
All-Time Record: 318-194-15

IOWA COACHES GAME DAY LOCATIONS

OFFENSE

Tim Lester (booth)	Offensive Coordinator/QBs
Ladell Betts (field)	Running Backs
Jon Budmayr (field)	Wide Receivers
George Barnett (field)	Offensive Line
Abdul Hodge (field)	Tight Ends

DEFENSE

Phil Parker (field)	Defensive Coordinator/DBs
Kelvin Bell (field)	Defensive Line
Jay Niemann (booth)	Assistant Defensive Line
Seth Wallace (field)	Asst. HC/Asst. Def. Coord./LBs

SPECIAL TEAMS

LeVar Woods (field)	Special Teams Coordinator
---------------------	---------------------------

2024 BIG TEN STANDINGS

Team	Big Ten	Pct.	Overall	Pct.
Indiana	5-0	1.000	8-0	1.000
Oregon	5-0	1.000	8-0	1.000
Penn State	4-0	1.000	7-0	1.000
Ohio State	3-1	.750	6-1	.857
Illinois	3-2	.600	6-2	.750
IOWA	3-2	.600	5-3	.625
Michigan	3-2	.600	5-3	.625
Minnesota	3-2	.600	5-3	.625
Wisconsin	3-2	.600	5-3	.625
Nebraska	2-3	.400	5-3	.625
Michigan State	2-3	.400	4-4	.500
Washington	2-3	.400	4-4	.500
USC	2-4	.333	4-4	.500
Maryland	1-4	.200	4-4	.500
Rutgers	1-4	.200	4-4	.500
Northwestern	1-4	.200	3-5	.375
UCLA	1-4	.200	2-5	.286
Purdue	0-4	.000	1-6	.143



WOODY & KIRK

Kirk Ferentz, in his 26th season as Iowa's head football coach and the longest tenured active head coach in college football, won his 200th career game as a member of the Big Ten Conference on Oct. 12, 2024, against Washington. Ferentz currently is second in Big Ten history with 201 wins, trailing only Ohio State's Woody Hayes' 205 wins.

- Ferentz has 125 Big Ten wins, which rank third all-time, trailing Hayes (153) and Michigan's Bo Schembechler (143).
- Ferentz won his 200th career game at Iowa State in 2023. He is the 27th coach at an FBS institution to reach the 200-career win milestone and the 99th coach across all divisions. Former Hawkeye head coach Hayden Fry finished his career with 236 victories.

ASSISTANT HC

For the first time in the Ferentz era, the Hawkeyes have an assistant head coach. Seth Wallace was elevated into the role in January 2024. In addition to his assistant head coach duties, Wallace continues as Iowa's assistant defensive coordinator and linebackers coach. Wallace served as the acting head coach in the season opener -- a 40-0 Hawkeye victory.

LESTER: THE OC

Tim Lester is in his first season as Iowa's offensive coordinator, joining the program after serving as a senior analyst with the Green Bay Packers in 2023. Lester previously was head coach at Western Michigan, where he won 37 games and appeared in three bowl games. He guided the Broncos to a top-35 national ranking in total offense in four consecutive seasons. He was the primary play caller in three of those campaigns.

- Iowa had 492 yards in Lester's debut as the offensive coordinator. It was the best production by an Iowa OC in their debut dating back to 1979. The Hawkeyes have scored 40 points three times in Lester's first eight games as the OC -- the most for the program since 2017.

AT THE ALMA MATER

Four Hawkeye coaches -- Ladell Betts, Abdul Hodge, Kelvin Bell and LeVar Woods -- played for the Iowa football program under Kirk Ferentz.

MORE NOTABLES

- Iowa has two players on the midseason All-America lists for CBS, Sporting News and The Athletic. The Hawkeyes are one of three teams with multiple players on CBS' list along with Texas and Ohio State.
- Iowa's defense has allowed fewer than 400 yards in 34 of the last 36 games and 14 or fewer points in 22 of their last 35 games. The Hawkeyes have held 11 teams without a touchdown since the start of the 2022 season.
- PK Drew Stevens made four field goals for the third time in his career, connecting from 37, 46, 25 and 51 yards in Week 7 against Washington. He is 4-for-4 from 40-49 yards this season and it was his fifth career 50+ yard FG. With his next make from 50+, Stevens will tie Brion Hurley for with six 50+ yard field goals.
- The Hawkeyes are averaging 29.4 points and 347.9 yards of total offense in eight games, which ranks 56th and 102nd nationally, respectively.
- Graduate LB Nick Jackson made his 500th career tackle against Washington. He is currently third in FBS history with 520 career tackles and his 7.0 tackles per game this season are 10th in the Big Ten.
- DB Jermari Harris had his first career pick-six, returning an interception 28-yards for a touchdown in Week 3 against Troy. It extended Iowa's pick-six streak to 17 straight years, the longest active streak nationally. Harris ranks third in the Big Ten and 14th nationally with three interceptions.
- Don't beat yourself! Iowa didn't commit a penalty in Week 3 against Troy and was flagged for only one penalty in road games at Minnesota and Ohio State. Iowa leads the nation in fewest penalties (22) and fewest penalties per game (2.75), while ranking fourth in fewest penalty yards (230) and fewest penalty yards per game (28.75).
- Iowa's offensive line started a different combination for the first time this season in Week 8 at Michigan State. OL Tyler Elsburly started at left guard in place of Beau Stephens (injury) in Weeks 8 and 9.
- DB Quinn Schulte has made 35 consecutive starts (sixth longest nationally among DBs) -- one of seven active players in the secondary with 30 or more consecutive starts.
- LB Kyler Fisher (54) games, Jay Higgins (53) and OL Mason Richman (50) have played in 50+ games as a Hawkeye, while DB Quinn Schulte (49), OL Connor Colby (48), DL Yahya Black (48), DB Sebastian Castro (48), DL Deontae Craig (46) and OL Tyler Elsburly (45) are approaching the 50-game mark. Fisher is tied with Matt VandeBerg (54) for the most games played under head coach Kirk Ferentz.
- Michigan State did not punt in Week 8 against the Hawkeyes, a first by an Iowa opponent since Ohio State in 2013.

THE NITTY GRITTY

IOWA (5-3, 3-2)					
TEAM STATISTICS		IOWA	OPP		
Points/Game		29.4		19.0	
First Downs		138		134	
Rushing/Game		209.1		104.1	
Passing/Game		138.8		211.8	
Total Offense/Game		347.9		315.9	
Fumbles-Lost		7-2		11-5	
Pen./Yds. per game		22/28.8		40/37.8	
Time of Possession		29:44		30:18	

INDIVIDUAL LEADERS

RUSHING	Att.	Net	Avg.	TD	YPG
K. Johnson	146	1,144	7.8	16	143.0
K. Moulton	43	186	4.3	0	26.6

PASSING	C-A-I	Pct.	Yds.	TD	YPG
C. McNamara	104-172-5	60.5	1,017	6	127.1
B. Sullivan	11-16-0	68.8	93	1	13.3

RECEIVING	Rec.	Yds.	Avg.	TD	YPG
L. Lachey	24	209	8.7	0	26.1
J. Gill	19	175	9.2	1	21.9

DEFENSE	U-A-TT	TFL	Sack	Int.	PB
J. Higgins	32-52-84	1	1	3	3
N. Jackson	22-34-56	3.5	2.5	0	4

WISCONSIN (5-3, 3-2)					
TEAM STATISTICS		UW	OPP		
Points/Game		27.0		18.9	
First Downs		167		127	
Rushing/Game		179.9		144.0	
Passing/Game		213.1		167.1	
Total Offense/Game		393.0		311.1	
Fumbles-Lost		13-7		10-7	
Pen./Yds. per game		33/27.6		45/45.5	
Time of Poss.		30:52		29:08	

INDIVIDUAL LEADERS

RUSHING	Att.	Net	Avg.	TD	YPG
T. Walker	126	624	5.0	10	89.1
C. Yacamelli	33	274	8.3	2	34.3

PASSING	C-A-I	Pct.	Yds.	TD	YPG
B. Locke	102-177-6	57.6	1,281	7	183.0
T. Van Dyke	43-68-0	63.2	422	1	140.7

RECEIVING	Rec.	Yds.	Avg.	TD	YPG
W. Pauling	38	381	10.0	2	47.6
V. Anthony II	20	382	19.1	2	47.8

DEFENSE	U-A-TT	TFL	Sack	Int.	PB
J. Thomas	24-28-52	2	1	0	0
H. Wohler	32-16-48	1	0	0	6

NCAA TEAM RANKINGS

CATEGORY	IOWA	UW
Total Offense	102	69
Rushing Offense	17	45
Passing Offense	128	83
Team Passing Eff.	119	106
Scoring Offense	56	77
Total Defense	23	22
Rushing Defense	17	67
Passing Yards Allowed	53	14
Team Passing Eff. Def.	59	34
Scoring Defense	25	24
Turnover Margin	14	91
3rd Down Conversion Pct.	34	44
4th Down Conversion Pct.	131	34
3rd Down Conversion Pct. Def.	29	57
4th Down Conversion Pct. Def.	40	75
Red Zone Offense	50	106
Red Zone Defense	98	72
Net Punting	60	18
Punt Returns	29	97
Kickoff Returns	18	23
First Downs Offense	104	52
First Downs Defense	26	20
Fewest Penalties Per Game	1	6
Time of Possession	79	47

- Since 2020, Iowa is 14-6 in road games and the Hawkeyes have posted a winning road record dating back to the start of the 2018 season (20-10 record).
- Iowa has come-from-behind in the second half to win in two games (trailed 14-10 vs. Troy; 14-7 at Minnesota) this season.
- Iowa's defense allowed just 189 yards of total offense and forced three turnovers to pitch its first season-opening shutout since 2005. Iowa has eight shutouts since 2018, second most in the FBS in that span (Georgia, 9).
- Iowa has played seven games decided by a single possession since the start of the 2023 season. The Hawkeyes are 5-2 in such games.
- Senior QB Cade McNamara completed 19-of-23 attempts for 176 yards, completing 82.6 percent of his attempts in Week 3 against Troy. It was his high completion percentage as a Hawkeye. He had two touchdown passes against Washington -- his fourth game as a Hawkeye with 2+ TD passes. McNamara is 22-7 in his career as a starting QB.
- The Hawkeye offense has 12 scoring drives of 70 or more yards this season through the first eight games. Iowa had a season-long 80-yard touchdown drive against Washington.
- Iowa led 13-0 at the half and 19-7 in the third quarter against Iowa State. It was the first time the Hawkeyes surrendered a 13-point second half in 10 years (2014 vs. Nebraska).
- The Hawkeyes are 158-8-1 when allowing 10 points or less since 1970 and 391-59-19 when allowing 10 points or less all-time.

MIDSEASON RECOGNITION

Aaron Graves: Bednarik Award Watch List

Jay Higgins: Lott IMPACT Trophy Watch List, CBSSports.com All-America, The Sporting News All-America, The Athletic All-America

Kaleb Johnson: Maxwell Award Watch List, CBSSports.com All-America, The Sporting News All-America, The Athletic All-America

Luke Lachey: Campbell Trophy Semifinalist

TIGHT GAMES

Iowa has played 130 games in the Ferentz era in games decided by one score or less. The Hawkeyes are 65-65 (.500) in such contests. Over the past two seasons, Iowa has won five of seven games decided by eight points or fewer.

SECOND HALF HAWKEYES

Iowa has been a second-half team during the 2024 season, averaging 20.9 points over the final 30 minutes. The Hawkeyes average just 8.5 points in the first half in eight games. Iowa has scored 167 points in the second half; 68 in the first.

FIRST HALF

PTS.	YARDS	RUSH	PASS
68	1,148	659	489
(8.5)	(143.5)	(82.4)	(61.1) - AVG.

SECOND HALF

PTS.	YARDS	RUSH	PASS
167	1,635	1,014	621
(20.9)	(204.4)	(126.8)	(77.6) - AVG.

- Iowa has scored once this season on its opening offensive drive of the game. The Hawkeyes drove 62 yards over 10 plays before Drew Stevens made a 24-yard field goal in Week 9 against Northwestern.
- The offense has scored a touchdown on its first drive of the second half in three consecutive games (Washington, Michigan State, Northwestern) and in five games this season.

O-LINE NAMED TO MIDSEASON HONOR ROLL

Iowa's offensive line was named to the midseason honor roll for the Joe Moore Award on Oct. 8. The award honors offensive line units that display a high level of toughness, effort, teamwork, consistency, technique and finishing. The Hawkeye offense has rushed for 200+ yards in six of the team's eight games, averaging 209.1 yards this season.

TACKLING MACHINE

Senior LB Jay Higgins had 14 tackles in three consecutive games in Week 6 at Ohio State, Week 7 against Washington and Week 8 at Michigan State. The Indianapolis native has four 10+ tackle games this season and 15 in his career.

- He has had at least 14 tackles in a game seven times in his career.
- Higgins had his second career forced fumble and fourth career fumble recovery against the Buckeyes.
- He has a team-high 84 tackles (10.5 per game) to lead the Big Ten and rank sixth nationally. Higgins also has three interceptions -- tied for the most by a Power 4 linebacker -- and two forced fumbles. His third thefts are the most by a Hawkeye linebacker since Josey Jewell had four in 2016.
- His has 301 career tackles, which are 20th in program history. Higgins is five tackles shy of passing Jack Campbell for 19th in the Iowa record books.

ALL THREE PHASES

The Hawkeyes scored in all three phases -- on offense, defense and special teams -- in the Week 9 Homecoming victory over Northwestern. It is the first time Iowa has scored in all three phases since the 2021 season -- a 28-21 road win at Nebraska.

SAFETY!

The Hawkeye defense recorded a safety in the second quarter on a Max Llewellyn sack in the second quarter of a Week 9 victory over Northwestern. It is the fourth straight season Iowa has registered a safety, dating back to the 2021 season.

HAWKEYE FOOTBALL BY THE NUMBERS

213	Ferentz's overall career victories
201	Ferentz has 200 wins Iowa's head coach as a member of the Big Ten Conference
200	Ferentz won his 200th career game at Iowa State on Sept. 9, 2023
100	Ferentz won his 100th career Big Ten game at Penn State in 2020
89	NFL Draft picks under Kirk Ferentz
62	Calvin Jones' retired number, one of two in school history
55	Hawkeyes who have played in the Super Bowl
36	Bowl games (18-17-1)
31	Ferentz's career wins against AP-ranked opponents
31	Consensus All-Americans (13 under Kirk Ferentz)
30	Players have combined to earn Academic All-America honors
29	First-team All-America honors under Kirk Ferentz
28	Times finished a season ranked
25	First or second round NFL draft picks under Kirk Ferentz
24	Heisman Trophy winner (1939)
	Nile Kinnick's retired number
18	Bowl Victories
18	CFB Hall of Famers
16	Consensus All-Americans under Ferentz
12	School record 12 wins in 2015
12	Players under Ferentz who have won a total of 14 national awards
11	Big Ten Championships
10	Former players recognized on Kinnick Stadium Wall of Honor
9	Bowl wins under Kirk Ferentz
5	National Championships (1921, 1922, 1956, 1958, 1960)
5	Five times finished the year ranked in top 10 under Ferentz
5	Former Hawkeyes in Pro Football Hall of Fame
4	Kirk Ferentz has been named B1G Coach of the Year
3	Three times won 11 games or more under Kirk Ferentz (2002, 2009, 2015)

CAPTAINS BY WEEK

Illinois State:	Higgins, Lachey, McNamara, Schulte
Iowa State:	Higgins, Lachey, McNamara, Schulte
Troy:	Higgins, Lachey, McNamara, Schulte
Minnesota:	Higgins, Lachey, McNamara, Schulte
Ohio State:	Higgins, Lachey, McNamara, Schulte
Washington:	Higgins, Lachey, McNamara, Schulte
Michigan State:	Higgins, Lachey, McNamara, Schulte
Northwestern:	Higgins, Lachey, McNamara, Schulte
Wisconsin:	
UCLA:	
Maryland:	
Nebraska:	

YAHYA BLOCK

Senior DL Yahya Black blocked a first-quarter field goal attempt in Week 7 against Washington. It was Black's first career block and it is the second consecutive year Iowa has blocked a field-goal attempt.

RHYS vs. TORY??

Freshman Rhys Dakin is making a name for himself in the same light as former Hawkeye punter Tory Taylor. In his first season, Dakin has 42 punts for a 44.8-yard average with 20 punts inside the 20 and 11 of 50+ yards. During Taylor's first season in Iowa City in COVID-shortened 2020, Taylor had 40 punts for a 44.1-yard average with 18 inside the 20 and nine punts of 50+.

HAWKEYE HONOREES

- Junior RB Kaleb Johnson was named the Doak Walker National Running Back of the Week and the Big Ten Co-Offensive Player of the Week following his Week 4 performance in the win at Minnesota. The Ohio native had a career-high 206 yards with three touchdowns with five 20+ runs in the game. He became the first Hawkeye since 2012 to post four straight 100-yard games.
- Freshman punter Rhys Dakin was named the Ray Guy Award Punter of the Week on Sept. 24 after punting five times for a 49.6 average in the road win over the Gophers. He placed three punts inside the 20 and three traveled 50+ yard, including a career-best 55-yarder in the second quarter.
- Junior DL Aaron Graves was named the Big Ten Co-Defensive Player of the Week after recording five tackles, two sacks and two forced fumbles in Iowa's Week 7 victory over Washington. It is his first career honor.
- Johnson was named the Senior Bowl Co-Offensive Player of the Week on Oct. 14 after rushing for 166 yards with two touchdowns and having three receptions for 22 yards and one touchdown in the win over Washington. It was Johnson's second three touchdown game of the season.
- Senior Kaden Wetjen was named the Big Ten Special Teams Player of the Week on Oct. 28 following his Week 9 performance in Iowa's Homecoming win over Northwestern. The Williamsburg, Iowa, native had an 85-yard punt return for a touchdown -- the seventh-longest in program history -- and finished with 176 combined kick return yards. It was his third straight game with 100+ kick return yards.

OUR BELL COW

- Junior RB Kaleb Johnson has rushed for 1,144 yards (second nationally) with 16 touchdowns (fourth in FBS) in 30 quarters. He is second nationally, averaging 143 yards on 18.3 attempts per game, which includes 20 rushes of 20+ yards. Johnson's 1,144 yards are the most in the team's first eight games since 2008 (Shonn Greene, 1,251 yards).
- Johnson's 16 rushing touchdowns are tied for the third-most in a single season in program history with Mark Weisman. He trails only Shonn Greene (20) and Tavian Banks (17).
 - He is third nationally in total touchdowns (17), fourth in yards per carry (7.84), scoring (12.8), rushing touchdowns (16) and points scored (102).
 - Johnson is the first Hawkeye since Mark Weisman in 2014 (five straight) to have two or more touchdowns in four consecutive games. He had nine touchdowns in the first four games -- the most in the team's first four games since Banks in 1997 (12) -- and his 16 rushing touchdowns are the most by a Hawkeye in a season since 2013 (Weisman, 16).
 - Johnson has two games with three rushing touchdowns -- the first by an Iowa player since Weisman in 2012 -- and he has three games with three total touchdowns this season.
 - In eight games, Johnson has 20 20+ yard rushes -- 21, 23, 23, 24, 25, 26, 26, 27, 28, 28, 33, 33, 37, 39, 40, 41, 53, 54, 64, 75 yards -- nine of which went for touchdowns (26, 64, 33, 28, 40, 75, 26, 41, 25). Iowa's offense had 12 such rushes as a team during the 2023 season.
 - In Week 8 at Michigan State, Johnson had a 75-yard touchdown run, tying his career high. It is tied for the 21st longest touchdown run in program history. He had three touchdown runs of 26, 41 and 25 yards against Northwestern.
 - His 102 points are the ninth-most in a single season in program history.
 - Johnson posted four consecutive 100-yard games, becoming the first Hawkeye to accomplish the feat since Weisman in 2014. He had his second career 200-yard game at Minnesota. He has six 100-yard games in eight contests this season, which are tied for the eight-most in a single season in program history.
 - He has 10 career 100-yard games (three in 2022, one in 2023 and six in 2024), which are the eighth most all-time.
 - Johnson had a career-high 206 yards on 21 carries -- 9.8 yards per attempt -- in the road win at Minnesota, finding the end zone a career-best three times. He had five rushes of 20+ yards in the game.
 - He had 166 yards on 21 attempts with two rushing touchdowns and three receptions for 22 yards and one touchdown in the Week 7 win over Washington. He is the first Iowa running back since 2012 (Weisman) to have multiple three TD games.
 - He finished with 25 carries for 173 yards and two touchdowns in Week 3 against Troy to surpass his rushing total from the 2023 season (463 yards). Johnson rushed for 187 yards and two touchdowns on a career-high 25 attempts against Iowa State in Week 2. He had 105 yards in the first half alone. Johnson is the first Hawkeye since 2017 to post

TRUE FRESHMEN STARTERS (SINCE 1999)

Since 1999, Kirk Ferentz's first year as Iowa head coach, 34 true freshmen have started for the Hawkeyes.

2024 Reece Vander Zee (8 games)

2022 Kaleb Johnson, RB (6 games)
2022 Xavier Nwankpa, DB (1 game)

2021 Connor Colby, OL (11 games)
2021 Keagan Johnson, WR (9 games)
2021 Arland Bruce IV, WR (4 games)

2019 Tyler Goodson, RB (2 games)
2019 Dane Belton, DB (3 games)
2019 Jack Campbell, LB (1 game)
2019 Sam LaPorta, TE (1 game)

2018 Riley Moss, CB (6 games)
2018 Julius Brents, CB (5 games)

2017 Matt Hankins, FS (2 games)
2017 Ihmir Smith-Marsette, WR (3 games)
2017 Tristan Wirfs, OL (7 RT, 1 LT)

2016 Manny Rugamba, CB (3 games)

2015 Jerminic Smith, WR (2 games)
2015 James Daniels, LG (2 games)

2013 Matt VandeBerg, WR (2 games)
2013 Desmond King, CB (12 games)

2012 Greg Garmon, RB (1 game)

2011 Jordan Canzeri, RB (1 game)

2010 Marcus Coker, RB (2 games)
2010 James Morris, LB (4 games)

2009 Brandon Wegher, RB (2 games)

2007 Bryan Bulaga, LG (5 games)
2007 Dominique Douglas, WR (11 games)

2006 A.J. Edds, LB (1 game)

2003 Mike Jones, LG (7 games)
2003 Champ Davis, FB (1 game)

2000 Benny Sapp, CB (8 games)
2000 Bob Sanders, SS (4 games)
2000 Jonathan Babineaux, FB (3 games)

1999 Fred Barr, LB (6 games)

2024 IOWA FOOTBALL

- He rushed for 119 yards on 11 carries (all in the second half) against Illinois State in the season opener, which included a 64-yard touchdown run -- the fourth-longest rush of his career.

Junior Kaleb Johnson surpassed the 1,000-yard rushing mark in Week 8 at Michigan State, becoming the 22nd Hawkeye to reach the milestone. The Ohio native, who currently has 1,144 yards on 146 attempts, is the first Hawkeye since 2021 to rush for 1,000 yards.

- | | Name | Att. | Yards | TD |
|-----|-----------------------------|------------|--------------|-----------|
| 1. | Shonn Green (2008) | 307 | 1,850 | 20 |
| 2. | Tavian Banks (1997) | 260 | 1,691 | 17 |
| 3. | Sedrick Shaw (1995) | 316 | 1,477 | 15 |
| 4. | Marcus Coker (2011) | 281 | 1,384 | 15 |
| 5. | Fred Russell (2003) | 282 | 1,355 | 7 |
| 6. | Albert Young (2005) | 249 | 1,334 | 8 |
| 7. | Dennis Mosley (1979) | 270 | 1,267 | 12 |
| 8. | Fred Russell (2002) | 220 | 1,264 | 9 |
| 9. | Ronnie Harmon (1985) | 223 | 1,166 | 9 |
| 10. | Tyler Goodson (2021) | 256 | 1,151 | 6 |
| 11. | Rick Bayless (1986) | 216 | 1,150 | 10 |
| 12. | Kaleb Johnson (2024) | 132 | 1,035 | 13 |

Junior RB Kaleb Johnson moved past Shonn Green and Ronnie Harmon into 11th place in Iowa's all-time rushing list in Week 8 at Michigan State. The Ohio native has 2,386 yards in 31 career games. He is the 17th player in program history to surpass 2,000 career rushing yards.

- Junior Kaleb Johnson was one of four Big Ten tailbacks to with 100 rushing yards and two touchdowns in four straight games in the last 10 years along with Minnesota's Mohamed Ibrahim (2021-22), Ohio State's Ezekiel Elliott (2014) and Michigan State's Jeremy Langford (2014).
- Since 2000, Johnson was one of three Big Ten players with 680+ rushing yards and 9+ rushing touchdowns through the team's first four games along with Michigan State's Javon Ringer (2008) and Ibrahim (2020).
- Johnson is the fifth player in program history to have multiple career 200-yard games, joining Sedrick Shaw (250/214), Tavian Banks (314/204), Shonn Greene (217/211) and Marcus Coker (252/219).

- 1,144 of Iowa's 2,783 yards of total offense (41.1 percent).
- 17 of the team's 27 offensive touchdowns (63 percent).
- 102 of the team's 235 total points (43.4 percent).
- 47 percent of Iowa's team scrimmage yards, the highest percentage in FBS this season.

- Iowa is averaging 209.1 yards on 36.8 attempts per game through eight weeks. The rushing attack is leading the Big Ten and is 17th nationally.
- The Hawkeyes have 22 rushes of 20+ yards in 2024 after having 12 runs of 20+ yards a season ago.

Senior Kaden Wetjen had an 85-yard punt return for a touchdown in the Week 9 victory over Northwestern. The return is the seventh-longest punt return for a touchdown in program history. Wetjen was named the Big Ten Special Teams Player of the Week on Oct. 28 for his efforts.

NATIONAL RANKINGS

1. Oregon (61)
2. Georgia (11)
3. Penn State
4. Ohio State
5. Miami (Fla.)
6. Texas
7. Tennessee
8. Notre Dame
9. BYU
10. Texas A&M
11. Clemson
12. Iowa State
13. Indiana
14. Alabama
15. Boise State
16. LSU
17. Kansas State
18. Pittsburgh
19. Ole Miss
20. SMU
21. Army
22. Washington State
23. Colorado
24. Illinois
25. Missouri

1. Oregon (53)
2. Georgia (11)
3. Penn State
4. Ohio State
5. Miami (Fla.)
6. Texas
7. Tennessee
8. Clemson
9. Notre Dame
10. Iowa State
11. Texas A&M
12. BYU
13. Indiana
14. Alabama
15. Kansas State
16. LSU
17. Pittsburgh
18. Ole Miss
19. Boise State
20. SMU
21. Army
22. Washington State
23. Missouri
24. Illinois
25. Memphis

HAWKEYES IN THE POLLS

Date	AP	COACHES	S16	CFP
Preseason	25	25	RV (23)	--
Sept. 3	21	21	RV (19)	--
Sept. 9	RV (32)	RV (35)	RV (33)	--
Sept. 16	RV (33)	RV (32)	--	--
Sept. 23	RV (32)	RV (31)	--	--
Sept. 30	RV (31)	RV (30)	--	--
Oct. 7	RV (33)	RV (43)	--	--
Oct. 14	RV (31)	RV (33)	--	--
Oct. 21	--	--	--	--
Oct. 28	--	--	--	--
Nov. 4				
Nov. 11				
Nov. 18				
Nov. 25				
Dec. 2				
FINAL				

IOWA IN OVERTIME

Iowa holds a 7-5 record in overtime games. Iowa won its first overtime contest, defeating Penn State 26-23 on Nov. 4, 2000, in State College, Pa. The Hawkeyes are 3-4 in single overtime, 3-0 in double overtime and 1-1 in triple overtime. Iowa is 2-2 in overtime in Kinnick Stadium and 5-3 in overtime road games. Following are Iowa's overtime games:

Date	Result	OTs	Opponent
11/4/00	W, 26-23	Double	at Penn State
9/28/02	W, 42-35	Single	at Penn State
10/22/05	L, 20-23	Single	vs. Michigan
9/09/06	W, 20-13	Triple	at Syracuse
10/27/07	W, 34-27	Double	vs. Michigan St.
11/14/09	L, 24-27	Single	at Ohio State
9/10/11	L, 41-44	Triple	at Iowa State
10/13/12	W, 19-16	Double	at Michigan St.
10/26/13	W, 17-10	Single	vs. Northwestern
11/28/14	L, 34-37	Single	vs. Nebraska
9/9/17	W, 44-41	Single	at Iowa State
10/21/17	L, 10-17	Single	at Northwestern

- Wetjen has had 100+ combined return yards in three consecutive games -- 176 vs. Northwestern, 145 at Michigan State, 130 vs. Washington. It is the first by a Hawkeye since at least 1978 and the first by a Big Ten player since Maryland's Javon Leake in 2019.
- Wetjen is leading the nation with 692 combined kick return yards. He is second in the Big Ten and 12th nationally in kickoff returns (25.4 average) and second in the league and eighth nationally in punt returns (13.7). He is one of 40 players nationally to return a punt for a touchdown (and one of three in the Big Ten).
- Iowa has returned a punt for a touchdown in consecutive seasons (Cooper DeJean, 2023). It was the team's 19th non-offensive touchdown since 2020.

SULLY STEPS UP

Junior Brendan Sullivan saw his first extended action as Iowa's QB1 in the Week 9 victory over Northwestern. The Michigan native entered the game in the second quarter with the Hawkeyes trailing 7-3 and he led Iowa to 37 straight points. Sullivan completed 9-of-14 passes for 80 yards and had eight rushes for 40 yards and a 6-yard touchdown run.

- He guided the Hawkeyes on a five-play, 52-yard touchdown drive in the two-minute offense at the end of the first half.
- Sullivan was Iowa's red zone quarterback, rolling out the package in Week 3 against Troy. The Hawkeyes are 8-for-8 in red zone scoring opportunities (7 TDs, 1 FG) with Sullivan under center.

McNAMARA UNDER CENTER

Senior Cade McNamara has completed 104-of-172 passes for 1,017 yards and six touchdowns in 2024, completing 60.5 percent of his attempts. The Nevada native is averaging 127.1 passing yards per game.

- In 29 career starts, McNamara has a 22-7 record.
- McNamara finished with 251 passing yards and three touchdowns, completing 21-of-31 attempts on Aug. 31 against Illinois State. The 251 yards and three TDs were McNamara's highs as a Hawkeye and the yardage total is a high by an Iowa quarterback since 2021. In the second half, McNamara was brilliant, completing 13-of-14 attempts for 177 yards and three TDs.
- It was the fifth time in McNamara's career he has passed for 250 or more yards and his third career game with three or more touchdown passes.
- In Week 3 against Troy, McNamara completed 19-of-23 attempts for 176 yards, completing 83.2 percent of his passes -- his high-water mark as a Hawkeye. In Week 7, he completed 8-of-14 attempts for 108 yards with two touchdowns -- his fourth two-TD game at Iowa.

STEADY JACOB

Northwestern transfer Jacob Gill has been a steadying force in Iowa's wide receiving corps, leading Hawkeye wideouts with 19 receptions for 175 yards and one touchdown. The North Carolina native had a combined 17 catches in his three seasons with the Wildcats.

- Gill had three catches for 46 yards and a 31-yard touchdown in his Hawkeye debut against Illinois State. In Week 3, he had a team-best five catches for 44 yards.
- Gill has three of Iowa's top 11 explosive plays in the passing game -- a 31-yard catch in Week 1, a 21-yarder vs. Iowa State and a 22-yarder at Ohio State.

CLEAN, DISCIPLINED FOOTBALL

The Hawkeyes didn't commit a penalty in their Week 3 victory over Troy. It was the third game since the start of the 2023 season and the fourth time in the team's last 23 games where the team wasn't penalized. Since 1970, Iowa has 10 games where it hasn't committed a penalty.

- Iowa is leading the nation in fewest penalties (22) and fewest penalties per game (2.75), while ranking fourth in fewest penalty yards (230) and fewest penalty yards per game (28.75).
- Since committing seven penalties for 50 yards in Week 1, the Hawkeyes have 16 penalties for 180 yards over their last seven games.

TIGHT END PRODUCTION

Five different tight ends have a reception this season with the group combining for 45 catches for 388 yards and one touchdown in eight games this season. Four different tight ends have at least six receptions.

- Fifth-year senior Luke Lachey (24 catches, 209 yards) and junior Addison Ostrenga (11 catches, 63 yards, 1 TD) have combined for 35 catches for 272 yards and one touchdown. Lachey and Ostrenga are first and fifth on the team, respectively.

HAWKEYES IN THE NFL

Iowa football players have a long tradition of being well prepared for professional football following their college playing careers. Since 2010, 54 Hawkeyes have been selected in the NFL Draft. Today, 36 Hawkeyes are on NFL rosters.

NAME	TEAM	POS.
Erick All	Cincinnati Bengals	TE
C.J. Beathard	Miami Dolphins	QB
Dane Belton	New York Giants	S
Jack Campbell	Detroit Lions	LB
James Daniels	Pittsburgh Steelers	OL
Carl Davis	Washington Redskins	DL
Cooper DeJean	Philadelphia Eagles	DB
A.J. Epenesa	Buffalo Bills	DE
Joe Evans	Baltimore Ravens	OLB
Noah Fant	Seattle Seahawks	TE
Chauncey Golston	Dallas Cowboys	DE
Tyler Goodson	Indianapolis Colts	RB
Matt Hankins	Los Angeles Chargers	DB
Parker Hesse	Detroit Lions	TE
T.J. Hockenson	Minnesota Vikings	TE
Amani Hooker	Tennessee Titans	DB
Alaric Jackson	Los Angeles Rams	OL
Josey Jewell	Carolina Panthers	LB
George Kittle	San Francisco 49ers	TE
Casey Kreiter	New York Giants	LS
Sam LaPorta	Detroit Lions	TE
Logan Lee	Pittsburgh Steelers	DT
Tyler Linderbaum	Baltimore Ravens	C
Kaevon Merriweather	Tampa Bay Buccaneers	S
Riley Moss	Denver Broncos	DB
Anthony Nelson	Tampa Bay Buccaneers	OLB
Ben Niemann	Detroit Lions	LB
Nick Niemann	Los Angeles Chargers	LB
Brandon Scherff	Jacksonville Jaguars	OG
Brandon Smith	New York Jets	WR
Ihmir Smith-Marsette	New York Giants	WR
Geno Stone	Cincinnati Bengals	S
Tory Taylor	Chicago Bears	P
Lukas Van Ness	Green Bay Packers	LB
Kristian Welch	Baltimore Ravens	LB
Tristan Wirfs	Tampa Bay Buccaneers	OT



WHAT AN OFFENSIVE DEBUT

The Hawkeyes finished with 492 yards of total offense under first-year Tim Lester offensive coordinator in the season opener against Illinois State. The unit had a balanced attack with 251 passing yards and 241 rushing yards.

- The 492 yards are the most in a season opener since 2002 (593 yards vs. Akron) and the most by the unit since 2019 (644 yards vs. Middle Tennessee State).
- The Hawkeyes had 462 yards in a Week 3 win over Troy; it is the first time since 2021 Iowa has had 400+ yards in two games in a single season.

FIRST-YEAR OC'S IOWA DEBUTS

OC Off.	Opp.	Date	Pts.	1st	Rush	Pass	Total
T. Lester	Illinois St.	8/31/24	40	23	241	251	492
B. Ferentz	Wyoming	9/2/17	24	16	138	125	263
G. Davis	N. Illinois	9/1/12	18	23	139	129	268
K. O'Keefe	Nebraska	9/4/99	7	8	57	112	169
D. Patterson	NC State	8/29/92	14	18	137	212	349
C. Jackson	Oregon	9/16/89	6	12	26	237	263
B. Snyder	Indiana	9/8/79	26	22	162	227	389

VANDER-WOW

Freshman WR Reece Vander Zee had a day to remember in his first career game as a Hawkeye. The Rock Rapids, Iowa, native finished with five receptions for 66 yards and two touchdowns -- a 7-yarder in the third quarter and a 19-yarder early in the fourth.

- Vander Zee is the first Hawkeye true freshman with a receiving touchdown in the season opener since Dominique Douglas versus Montana in 2006.
- He is the first Hawkeye rookie wideout to have two receiving touchdowns in a game since Ihmir Smith-Marsette at Iowa State in 2017 and the first in the season opener dating back to 1996.
- Vander Zee became the first true freshman to start a game since 2022, the first true freshman wide receiver to start since 2021 and the seventh true freshman wide out to start under Kirk Ferentz.
- In Week 8 at Michigan State, Vander Zee made three catches for 47 yards, including an 18-yard scoring reception in the third period.
- In eight games, Vander Zee is fourth on the team with 14 receptions for 176 yards and three touchdowns.

DDDDDD-EFENSE

Iowa's defense allowed just 189 yards in its 40-0 shutout victory over Illinois State in Week 1 and 163 yards in the Week 9 win over Northwestern. The Hawkeyes have limited eight opponents to 200 yards or less since 2022.

- Iowa's defense limited Minnesota to 66 yards and just five first downs in the second half.
- Iowa has held five opponents to fewer than 100 yards rushing (Illinois State, 56; Iowa State, 89; Troy, 24; Minnesota, 79; Northwestern, 43). The 24 yards are the fewest for the unit since 2022.
- The Hawkeyes allow 104.1 rushing yards per game in 2024, which is seventh in the Big Ten and 17th nationally. Iowa's opponents have two rushing touchdowns.
- The unit has four shutouts since the start of the 2022 season and the Hawkeyes have eight shutouts since 2018, second-most in FBS during that span.

GRAAAAAVES

Junior Aaron Graves had his second career game with two or more sacks, finishing with two sacks and two forced fumbles in the Week 7 victory over Washington. He had a career-high three sacks in his first career start against Illinois State.

- Graves is seventh in the Big Ten and 41st nationally, averaging 0.63 sacks per game.
- Iowa's defense has 19 sacks and 35 TFL in eight games. Graves (6 TFL/5 sacks) and Max Llewellyn (5 TFL/3.5 sacks) are leading the team in sacks and TFL.

TURNOVER KINGS

For a unit that had just 15 turnovers in 14 games in 2023, the Hawkeyes emphasis on forcing turnovers has paid dividends in 2024. The unit has forced at least one turnover in every game this season, forcing 15 in eight games.

- The team has 10 interceptions, matching its 2023 total. It has at least one interception in every game.
- Iowa has forced three turnovers in two games (Illinois State, Northwestern) and it has two or more turnovers in five contests.
- Iowa's 15 takeaways are second in the Big Ten and 17th nationally and the turnover margin is 14th (1.00).

JERMARI X 8

Graduate Jermari Harris has three interceptions (tied for the team lead) and nine passes defended in 2024, including a 28-yard pick-six in the Week 3 victory over Troy. The Chicago native has eight career interceptions, which are tied for the 20th most in program history.

- Harris is third in the Big Ten and 14th nationally in interceptions.

DREW THE KICKER

Two-time Lou Groza Award semifinalist Drew Stevens is in his third season as Iowa's placekicker. He is 11-for-13 in field goal attempts this season, including a season-long 51-yarder in Week 7 against Washington. Stevens is 4-for-4 from 40-49 yards in 2024 and his only two misses have come from 51 and 58 yards.

- Stevens tied a career high with four field goals against the Huskies with makes from 37, 46, 25 and 51 yards, which earned him a spot on the Lou Groza Award Stars of the Week. It was his third career game with four makes and the 51-yarder was his fifth career FG from 50+.
- Stevens is tied with Nate Kaeding for the second most 50+ yard field goals in school history. Stevens will tie Brion Hurley for the school record with his next make of 50+ yards.
- As a sophomore, Stevens made 18-of-26 field goals with the 18 makes being the third-most in the Big Ten and tied for the 27th-most nationally.
- Stevens has two career game-winning field goals. He made a 21-yarder with 28 seconds left in a road win at Minnesota in 2022 and a 53-yarder in a road win over Northwestern at Wrigley Field in 2023.
- For his career, Stevens has made 45-of-57 field goal attempts (78.9 percent) and is 67-of-68 on PATs. He is 5-of-8 from 50-59 yards in his Hawkeye career.
- His 45 field goals are tied for the sixth-most all-time in program history with Tom Nichol (45), trailing Nate Kaeding (67), Mike Meyer (61), Rob Houghtlin (54), Keith Duncan (52) and Kyle Schlicher (51).
- During his rookie season in Iowa City, Stevens earned freshman All-America honors after making 16-of-18 field goal attempts -- the most by a Hawkeye freshman all-time.

RHYS GROWS

Freshman Rhys Dakin is averaging 44.8 yards on 42 punts in 2024, which ranks third in the Big Ten and 19th nationally. Twenty-one of his 42 punts have been fair caught, 20 have been downed inside the 20 and 11 have traveled 50+ yards.

- Dakin was named the Ray Guy Award Punter of the Week on Sept. 24 following his Week 4 performance at Minnesota. He averaged 49.6 yards on five punts, including a career-long 55-yarder. Three of his punts were downed inside the 20 and three traveled 50+ yards.
- He had two 50+ yard punts in the Week 7 win over Washington, including a career-best 61 yarder. Against Northwestern, Dakin had four consecutive punts either downed or fair caught inside the 6 in the second quarter. One of the punts ended up resulting in an Iowa safety.
- Dakin hails from Melbourne, Australia -- the same hometown as one of the most decorated punters in college football history in 2023 Ray Guy Award winner Tory Taylor.

FRESHMAN WATCH

Three Hawkeye freshmen – Rhys Dakin (8 games), Reece Vander Zee (8) and Jaylen Watson (5) – have seen action during the 2024 season.

HAWKEYES IN TOP 20 OF NCAA RANKINGS

Kaden Wetjen – 1st – Combined Kick Return Yards (692)
 Kaden Wetjen – 1st – Punt Return TD (1)
 Kaleb Johnson – 2nd – Rushing Yards (1,144)
 Kaleb Johnson – 2nd – Rushing Yards Per Game (143.0)
 Kaleb Johnson – 3rd – Total Touchdowns (17)
 Kaleb Johnson – 3rd – Total Points Scored (102)
 Kaleb Johnson – 4th – Scoring (12.8)
 Kaleb Johnson – 4th – Rush Yards Per Carry (7.84)
 Kaleb Johnson – 4th – Rushing TDs (16)
 Kaleb Johnson – 5th – All-Purpose Yards (156.88)
 Jay Higgins – 6th – Total Tackles (10.5)
 Kaden Wetjen – 8th – Punt Returns (13.7)
 Kaden Wetjen – 12th – Kickoff Return (25.4)
 Jay Higgins/Jermari Harris – 14th – Interceptions (3)
 Rhys Dakin – 19th – Punting (44.8)

MORE NOTABLES

- The Hawkeyes return two defensive players -- Sebastian Castro and Jay Higgins -- who garnered All-America distinction during the 2023 season. Higgins was tabbed as Phil Steele's Preseason National Defensive Player of the Year leading into 2024.
- The Hawkeyes are one of nine FBS programs with a streak of 10+ years of reaching bowl eligibility -- Georgia (27), Oklahoma (25), Wisconsin (22), Alabama (20), Clemson (19), Oklahoma State (18), Iowa (11), Ohio State (11), Memphis (10).
- Iowa is one of 10 FBS programs to have posted 10 straight winning seasons (Alabama, Boise State, Clemson, Georgia, Iowa, Memphis, Ohio State, Oklahoma State, Utah and Wisconsin).
- Only five programs nationally have posted top 10 defenses for three consecutive seasons -- Alabama, Clemson, Iowa, Penn State and Georgia -- and only eight programs have posted top 25 defenses in five straight seasons (Alabama, Clemson, Iowa, Notre Dame, Penn State, Pittsburgh, Texas A&M and Georgia).
- Iowa won 25 Big Ten games between 2020-23, matching its highest four-year conference win total in program history (1982-85, 2002-05).
- Iowa has been ranked in the top six in the nation in scoring defense in four of the last five seasons and in the top 10 in total defense in four of the last six seasons. The unit led the country in fewest yards per play allowed in 2022 (3.99) and 2023 (4.08).
- Iowa's defense has allowed fewer than 20 points per game in eight consecutive seasons -- the longest active streak in the nation.

COUNTING DOWN TO THE RECORD

Sixth-year linebacker Nick Jackson currently had 520 career tackles, which are the most among active players and third-most in FBS history. With 58 more tackles, the Atlanta native would pass Troy's Carlton Martial as the all-time FBS leader in career tackles. Jackson's single-season career high in tackles is 117 during the 2021 season at Virginia.

1.	Carlton Martial (Troy)	577
2.	Luke Kuechly (BC)	532
3.	Nick Jackson (Iowa)	520

EXPERIENCE GALORE

Sixteen key contributors on the Iowa football team are in their final year of eligibility. Seven are sixth-year seniors -- DB Jermari Harris, QB Cade McNamara, LB Nick Jackson, DB Sebastian Castro, S Quinn Schulte, LB Kyler Fisher and OL Nick DeJong, while eight are fifth-year seniors -- LB Jay Higgins, DE Deontae Craig, DE Ethan Hurkett, OL Tyler Elsbury, OL Mason Richman, OL Logan Jones, TE Luke Lachey and DL Yahya Black. One fourth-year starter -- OL Connor Colby -- will also exhaust his eligibility in 2024.

BACK UP FRONT

Eleven returning players Iowa's offensive line have combined to play in 325 games, including 205 starts. Among the team's starting five, the Hawkeyes' returnees have played in 188 career games, including 164 starts.

- Iowa had the sixth-most returning games played in the nation -- Florida State (345), Oklahoma State (331), Tennessee (284), Duke (263), Oregon (257), Iowa (251) -- entering the 2024 season. The team's 65 starts were the fourth-most nationally behind Oklahoma State (215), Florida State (210) and Duke (168).

A PAIR OF 4-YEAR STARTERS

Fifth-year senior Mason Richman is Iowa's first four-year starter at offensive tackle since Alaric Jackson (2017-20). Richman has 47 career starts, which are tied for the third-most among offensive linemen in the Kirk Ferentz era.

- Senior Connor Colby is in his fourth season as a starter, primarily as an offensive guard. Colby has made 44 career starts.

1. Austin Blythe (2012-15)	49
2. Sean Welsh (2014-17)	48
3. Bruce Nelson (1999-02)	47
Mason Richman (2021-pres.)	47
5. Connor Colby (2021-pres.)	44

BALL HAWKS

- Graduate DB Jermari Harris had a 28-yard interception return for a touchdown in Week 3 to extend the Hawkeyes' pick-six streak to 17 consecutive years.
- Iowa has had at least one interception return for a touchdown in each of the last 17 seasons and 22 of the last 23. It is the longest active streak in the nation.
- The program's current streak began with an Amari Spivey pick 6 in 2008.
- There have been 55 pick 6s in program history with 41 coming under Kirk Ferentz and only three came prior to Hayden Fry. Thirty-eight have come inside Kinnick Stadium and four in bowl games.

FBS Active Streaks – Consecutive Seasons With a Pick 6

Team	Seasons	Year Started
Utah	20	2004
*Iowa	17	2008
*Ohio State	13	2012
Louisiana Tech	13	2011

*Denotes streak includes a pick 6 in 2024

2024 PLAYER COUNCIL

Sixteen players -- seven sixth-year players, seven fifth-year seniors, one senior and one junior -- are on the 2024 Player Council. The purpose of the group is to assist in formulating policies and being involved in team decision-making throughout the year. Players were selected following coaching staff and player input. The group consists of sixth-year student-athletes Sebastian Castro, Nick DeJong, Kyler Fisher, Jermari Harris, Nick Jackson, Cade McNamara and Quinn Schulte, fifth-year seniors Yahya Black, Deontae Craig, Jay Higgins, Ethan Hurkett, Luke Lachey and Mason Richman and seniors Luke Elkin and junior Addison Ostrenga.

HAWKEYE GRADUATES

Iowa has 19 players on the 2024 roster that have already earned their undergraduate degrees. The list includes Sebastian Castro, Jeremy Chaplin, Deontae Craig, Nick DeJong, Tyler Elsbury, Kyler Fisher, Jacob Gill, Aaron Graves, Jermari Harris, Jamison Heinz, Nick Jackson, Logan Jones, Luke Lachey, Cade McNamara, Mason Richman, Quinn Schulte, Brendan Sullivan, Zach Twedt and Kaden Wetjen.

HAWKEYE LEGACIES

- Iowa has three players on its 2024 roster whose father played for the Hawkeyes: DB Amare Bickham (Lloyd, 1993-95), LB Eric Epenesa (Epenesa, 1997) and LB Jayden Montgomery (Jerry, 1998-01).
- Epenesa's brother, A.J., played at Iowa from 2017-19. DE Drew Campbell is the younger brother of Hawkeye All-America LB Jack Campbell, LB Devan Van Ness is the younger brother of former Iowa DE Lukas Van Ness and Cody Fox is the younger brother of former Iowa OL Taylor Fox.
- RB Max White is the great, great grandson of Max Hawkins, a member of Iowa's famed "Ironmen" team in 1939 that included Iowa Heisman Trophy winner Nile Kinnick. White is Hawkins' namesake - Max Hawkins White - and his family lives in Hawkins' former house in Cedar Rapids.
- WR Alex Eichmann's grandfather, Richard "Dick" Gibbs, played at Iowa from 1965-66.
- Three Hawkeyes had relatives that played for the Hawkeyes -- DL Andrew Kraus' father, Matt, played baseball, DL Max Llewellyn's brother, Luke, played baseball at Iowa, and DB Jaylen Watson's uncle is former Hawkeye RB Fred Russell.

IN THE RANKINGS

- The Hawkeyes were ranked in the first two polls (25th and 21st) of the 2024 season before falling out in Week 3. Iowa received votes in the poll until falling out following Week 8.
- Iowa was ranked 17th in the final College Football Playoff standings for the 2023 season. The Hawkeyes climbed as high as No. 16 twice during the regular season.
- The Hawkeyes finished the 2023 season ranked No. 22 in the AFCA Coaches' Poll and 24th in the Associated Press Poll. Iowa was ranked or receiving votes in one of the polls each week of 2023.
- It was the 11th time under head coach Kirk Ferentz that the Hawkeyes appeared in the final rankings and the 28th time in program history.
- These are Iowa's most recent wins versus nationally ranked opponents:

Home:	23-20 over #4 Penn State 10/9/21
	34-6 over #17 Indiana 9/4/21
	28-7 over #25 Wisconsin 12/12/20
Road:	27-17 over #9 Iowa State, 9/11/21
	40-10 over #20 Northwestern, 10/17/15
	10-6 over #18 Wisconsin, 10/3/15
Neutral:	49-24 over #22 USC, Holiday Bowl, 12/27/19
	27-22 over #18 Mississippi State, Outback Bowl, 1/1/19
	27-24 over #12 Missouri, Insight Bowl, 12/28/10

HAWKEYE HISTORY

Iowa has played 1,315 games since beginning football in 1889. Iowa's overall record is 699-578-39 (.546). That includes a 434-229-16 (.650) record in home games, a 265-349-23 (.435) record in games away from Iowa City, a 363-393-25 (.480) mark in Big Ten games and a 318-194-15 (.616) record in Kinnick Stadium.

TROPHY COLLECTION

- Iowa is 1-1 in trophy games in 2024, falling 20-19 to Iowa State in an Iowa Corn Cy-Hawk Series matchup inside Kinnick Stadium and winning 31-14 at Minnesota to reclaim the Floyd of Rosedale.
- The Hawkeyes went 3-3 in trophy games in 2023.
- Iowa is 31-13 in its last 44 trophy games (includes bowl games and conference championships). The Hawkeyes are 27-10 in their last 37 rivalry trophy games (Iowa State, Minnesota, Nebraska, Wisconsin).

Trophy	Opponent	Date	Result	Streak
Cy-Hawk	Iowa State	9/7/24	L, 19-20	ISU-1
Heartland	vs. Wisconsin	10/14/23	W, 15-9	Iowa-2
Floyd of Rosedale	vs. Minnesota	9/21/24	W, 31-14	Iowa-1
Heroes	vs. Nebraska	11/24/23	W, 13-10	Iowa-1

BIG TEN BOWL GAMES SINCE 2001

- The Hawkeyes have been bowl eligible 22 times in the last 23 seasons, including 2023. Iowa accepted an invitation to the 2020 Music City Bowl, but the game was canceled due to the COVID-19 pandemic.
- Iowa head coach Kirk Ferentz won the 10th bowl game of his career in the Hawkeyes' 21-0 win over Kentucky in the 2022 TransPerfect Music City Bowl, tying Joe Paterno (10) for most bowl wins as a member of the Big Ten Conference. Ferentz has a 10-10 bowl record.
- Eighteen coaches have won 10 or more bowl games in their career. Among active coaches, only Mack Brown (14), Mike Gundy (12), Dabo Swinney (12) and Kyle Whittingham (11) have more bowl wins than Ferentz.
- Since the 2001 season, only Ohio State (12), Wisconsin (12), Oregon (11) and USC (11) have more bowl wins (including FCS Playoffs and the BCS championship game), than Iowa. Iowa is 18-17-1 all-time in bowl games. The following are the records for Big Ten teams in bowl games since 2001:

Team	Record	Pct.	Team	Record	Pct.
Rutgers	7-4	.636	Penn State	9-10	.474
Maryland	8-5	.615	N'western	6-7	.462
USC	11-7	.611	Nebraska	6-8	.429
Wisconsin	12-10	.545	Purdue	5-7	.417
Ohio State	12-11	.522	UCLA	6-9	.400
Michigan St.	8-7	.533	Washington	6-9	.400
Minnesota	10-7	.588	Michigan	6-14	.300
Oregon	11-11	.500	Illinois	2-5	.286
IOWA	10-10	.500	Indiana	0-4	.000

BIG TEN PERFECTION

University of Iowa head coach Kirk Ferentz has twice navigated the Big Ten regular season schedule with an undefeated record. The Hawkeyes were 8-0 in 2002 and shared the Big Ten championship with Ohio State. The Hawkeyes were 8-0 in 2015, winning the Big Ten West Division title.

- Since 1954, when the conference schedule expanded to seven games, only seven Big Ten coaches, including Ferentz, have multiple undefeated Big Ten seasons. They include: Duffy Daugherty (Michigan State; 1965, 1966), Ferentz (Iowa; 2002, 2015), Jim Harbaugh (Michigan; 2022, 2023), Woody Hayes (Ohio State; 1954, 1957, 1968, 1970, 1975); Urban Meyer (Ohio State; 2012, 2013); Bo Schembechler (Michigan; 1971, 1980, 1989); Jim Tressel (Ohio State; 2002, 2006).

HAWK TALK WITH KIRK FERENTZ

Head coach Kirk Ferentz is featured on "Hawk Talk with Kirk Ferentz" each week during the regular season. The radio call-in show is hosted by Gary Dolphin, the play-by-play voice of the Iowa Hawkeyes. The show airs live each Wednesday from 6:30-8 p.m. (CT) from VUE Rooftop at the Hilton Garden Inn in Iowa City. Fans can attend shows in person, listen live on the Hawkeye Radio Network or watch on Iowa's official YouTube account or KCRG 9.2.



HEAD COACH KIRK FERENTZ

Kirk Ferentz (pronounced FAIR-rintz, rhymes with parents) is in his 26th season as Moon Family Head Football Coach at Iowa. He is the dean of NCAA Division I football coaches and is Iowa's all-time winningest coach, surpassing Hayden Fry in 2019. His contract runs through the 2029 season.

- Named Big Ten Coach of the Year four times in his career (2002, 2004, 2009, 2015). Only Michigan's Bo Schembechler (6) has more conference coach of the year awards.
- Guided Iowa to Big Ten titles in 2002 and 2004, and Big Ten West Division titles in 2015, 2021 and 2023.
- Named Woody Hayes, Eddie Robinson, and Bobby Dodd Coach of the Year in 2015
- Was a finalist for the Maxwell Football Club, Paul "Bear" Bryant Coach of the Year award.

- Ferentz is second all-time with 201 overall wins as a member of the Big Ten Conference, trailing only Woody Hayes (205). He has 125 Big Ten wins, which are the third-most all-time, trailing only Woody Hayes (153) and Bo Schembechler (143).
- Named the 2002 Associated Press and Walter Camp National Coach of the Year and AFCA Regional Coach of the Year.
- Iowa has made two BCS bowl appearances, including a 24-14 win in the 2010 FedEx Orange Bowl, and one CFP Bowl (2016).
- Iowa has played in 12 January bowl games with five January bowl victories (2004 Outback Bowl, 2005 Capital One Bowl, 2009 Outback Bowl, 2010 FedEx Orange Bowl, 2019 Outback Bowl).
- Twelve different players have won 14 national awards during Ferentz's tenure.
- Iowa has posted an 192-99 (.658) overall mark and a 122-73 (.624) Big Ten record since 2001. Ferentz has placed in the top half of the conference 17 times, including Big Ten titles in 2002 and 2004, a second-place finish in 2009, and West Division titles in 2015, 2021 and 2023.
- At Iowa, Ferentz holds an overall record of 201-122 (.623) and a 125-87 (.589) mark in Big Ten games. He is Iowa's all-time winningest football coach with 201 wins. In 26 seasons as a college head coach, he holds a career mark of 213-143 (.598), giving him the fourth most wins among active head coaches.
- The only Division I head coach to coach three sons at the same college. Brian was a Hawkeye letterman from 2003-05, James was a three-year starter on the Hawkeye offensive line before graduating in May, 2013 and Steve was a senior offensive lineman in 2016.
- James Ferentz, retired following an eight-year NFL career in 2024. He is currently an assistant offensive line coach for the New York Giants. Steve Ferentz is in his second season on the coaching staff at the University of South Dakota (outside linebackers coach), while Brian Ferentz is in his first season as an offensive analyst at Maryland.

FERENTZ RECORD AT IOWA (26TH SEASON)

YEAR	OVERALL	(PCT)	BIG TEN	(PCT)	BOWL
2024	5-3	.625	3-2	.600	--
2023	10-3	.769	7-2	.778	Citrus
2022	8-5	.583	5-4	.616	Music City
2021	10-4	.714	7-2	.778	Citrus
2020	6-2	.750	6-2	.750	Music City
2019	10-3	.769	6-3	.667	Holiday
2018	9-4	.692	5-4	.556	Outback
2017	8-5	.615	4-5	.444	Pinstripe
2016	8-5	.615	6-3	.667	Outback
2015	12-2	.857	8-0	1.000	Rose
2014	7-6	.538	4-4	.500	TaxSlayer
2013	8-5	.615	5-3	.625	Outback
2012	4-8	.333	2-6	.250	--
2011	7-6	.538	4-4	.500	Insight
2010	8-5	.615	4-4	.500	Insight
2009	11-2	.846	6-2	.750	Orange
2008	9-4	.692	5-3	.625	Outback
2007	6-6	.500	4-4	.500	--
2006	6-7	.462	2-6	.250	Alamo
2005	7-5	.583	5-3	.625	Outback
2004	10-2	.833	7-1	.875	Citrus
2003	10-3	.769	5-3	.625	Outback
2002	11-2	.846	8-0	1.000	Orange
2001	7-5	.583	4-4	.500	Alamo
2000	3-9	.250	3-5	.375	--
1999	1-10	.091	0-8	.000	--
Overall	201-122	.624	125-87	.591	

OVERALL WINS (all games played as member of B1G)

Coch, Team	Wins	Seasons	Years
1. Woody Hayes, OSU	205	28	1951-78
2. Kirk Ferentz, IOWA	201	25	1999-pr.
3. Amos Alonzo Stagg, CHI	199	37	1896-32
4. Bo Schembechler, MICH	194	21	1969-89
5. Joe Paterno, PSU	162	19	1993-11
6. Hayden Fry, IOWA	143	20	1979-98
7. Henry Williams, MINN	136	22	1900-21
8. Robert Zupke, ILL	131	29	1913-41
9. Lloyd Carr, MICH	122	13	1995-07
10. Barry Alvarez, WIS	119	18	1990-05

BIG TEN CONFERENCE WINS

Coch, Team	Wins	Seasons	Years
1. Woody Hayes, OSU	153	28	1951-78
2. Bo Schembechler, MICH	143	21	1969-89
3. Kirk Ferentz, IOWA	125	25	1999-pr.
4. Amos Alonzo Stagg, CHI	115	37	1896-32
5. Hayden Fry, IOWA	96	20	1979-98
6. Joe Paterno, PSU	95	19	1993-11
7. Lloyd Carr, MICH	81	13	1995-07
8. Robert Zupke, ILL	76	29	1913-41
9. Duffy Daugherty, MSU	72	19	1954-72
10. John Cooper	70	13	1988-00

HAWKEYES UNDER FERENTZ

Overall.....	201-122
vs. ranked teams.....	33-53
vs. unranked teams.....	165-67
vs. Big Ten teams.....	125-89
vs. Big Ten teams (home).....	69-33
vs. Big Ten teams (away).....	56-53
vs. Big Ten teams (neutral).....	0-3
When rushing for 150 yards or more.....	123-20
When rushing for 200 yards or more.....	76-7
When passing for 250 yards or more.....	49-26
When passing for 300 yards or more.....	16-8
When Iowa player rushes for 100 yards.....	110-26
When opponent has 100-yard rusher.....	26-53
When opponent has 300-yard passer.....	18-14
When scoring 30 points or more.....	104-9
When scoring 20 points or more.....	155-45
When opponent scores 25 points or more.....	19-70
When holding opponent to 10 pts or less.....	82-4
When Iowa scores first.....	155-39
When Iowa leads at halftime.....	160-31
When Iowa trails at halftime.....	31-86
When game is tied at halftime.....	11-6
When Iowa leads after 3 quarters.....	169-22
When Iowa trails after 3 quarters.....	21-90
When game is tied after 3 quarters.....	11-7
Games decided by 10 points or less.....	69-61
Games decided by 7 points or less.....	55-59
Games decided by 3 points or less.....	26-39
When Iowa has a positive turnover margin.....	129-25
When opponent has a positive turnover margin.....	27-64
When the turnover margin is equal.....	43-28
When returning a punt/kickoff for a score.....	16-6
Overtime games.....	7-5
When temperature is 50 degrees or above.....	135-88
When temperature is below 50 degrees.....	60-27
When temperature is over 90 degrees.....	5-4
When raining:.....	16-11

PHIL PARKER'S IOWA DEFENSE

• Phil Parker was named the recipient of the Frank Broyles Award and the AFCA Assistant Coach of the Year in 2023. He was also named PFF's top defensive coordinator in college football in April, 2023.

• Since Parker took over as Iowa's defensive coordinator, Iowa is second in the Big Ten and fifth nationally in points (19.09), first in the Big Ten and fourth nationally in total offense (322.49), first in the Big Ten and third nationally in yards per play (4.77) and the unit is tied for first in the nation in interceptions (188) and third in interceptions returned for touchdowns (28).

• Iowa's defense allowed 400 yards or less in 34 of the last 36 games.

• The Hawkeyes have led the nation in fewest yards per play allowed on defense in consecutive seasons -- 3.99 in 2022 and 4.08 in 2023.

• Iowa's defense has allowed fewer than 20 points per game in eight consecutive seasons -- the longest active streak in the nation.

• Iowa is 18-4 under Parker all-time when returning an interception for a touchdown.

• The Hawkeyes have top-six scoring defenses nationally in three of the past four years. The scoring defense has ranked in the top 20 in the nation in each of the last eight years.

• Iowa's 3.986 yards per play during the 2022 season were the lowest by any team at the FBS level since Florida State's 3.853 in 2012.

• In 2022, the Hawkeyes led FBS in points per drive (1.09), yards per pass attempt (5.3), yards per rush (2.8) and ranked second in FBS in points per game (13.3) and yards per game (270.8).

• Iowa's 270.8 yards per game surrendered in 2022 was the fewest by an Iowa defense since 1981.

• Iowa has 238 interceptions since the start of the 2009 season -- tied for the second-most nationally in that span. The "BallHawks" had a school record 25 interceptions in 2021.

• A principle of Parker's defense is to limit explosive plays, forcing the offense to sustain a drive. Iowa surrendered just 15 explosive plays out of 883 defensive snaps over 13 games during the 2022 season.

• Iowa has had six players win the Big Ten Tatum-Woodson Defensive Back of the Year since 2012: Micah Hyde, 2012; Desmond King, 2015; Josh Jackson, 2017; Amani Hooker, 2018; Riley Moss, 2021, Cooper DeJean, 2023).

IOWA'S DEFENSE UNDER PHIL PARKER (AS DEF. COOR.)

YEAR	SCORING DEFENSE	TOTAL DEFENSE	INTS.
2024	19.0 (25)	315.9 (23)	10 (16)
2023	13.2 (4)	274.8 (5)	10 (55)
2022	13.3 (2)	270.8 (2)	15 (14)
2021	19.2 (13)	328.9 (17)	25 (1)
2020	16.0 (6)	313.8 (8)	11 (23)
2019	14.0 (5)	308.2 (12)	7 (25)
2018	17.8 (11)	293.6 (7)	20 (3)
2017	19.9 (17)	357.5 (36)	21 (1)
2016	18.8 (13)	351.2 (23)	9 (81)
2015	20.4 (19)	341.0 (22)	19 (10)
2014	25.6 (50)	344.2 (22)	13 (38)
2013	18.9 (9)	303.1 (6)	13 (53)
2012	22.9 (33)	381.6 (49)	10 (75)

(NCAA RANK)

INTERCEPTIONS SINCE 2009

	Name	INT	Yds.
1.	Alabama	241	3,831
2.	IOWA	238	3,366
	Clemson	238	3,214
	Oregon	238	3,244
5.	Ohio State	225	3,323
6.	Oklahoma State	221	2,957
7.	San Diego State	219	2,647
8.	Boise State	214	2,636
9.	Oklahoma	213	2,891
	Houston	213	3,271

INTERCEPTIONS RETURNED FOR A TOUCHDOWN SINCE 2009

	Name	TDs
1.	Alabama	36
	Ohio State	36
	Louisiana Tech	36
4.	IOWA	35
5.	Utah	33
6.	TCU	31
7.	Florida	30
	Tennessee	30
9.	Mississippi State	29
	Southern Miss	29

SCORING DEFENSE SINCE 2009

	Name	G	Pts.	PPG.
1.	Alabama	216	3,345	15.49
2.	Wisconsin	203	3,717	18.31
3.	Georgia	210	3,960	18.86
4.	IOWA	199	3,786	19.03
5.	Ohio State	202	3,862	19.12
6.	Clemson	213	4,115	19.32
7.	Penn State	198	3,931	19.85
8.	James Madison	35	700	20.00
9.	Notre Dame	200	4,144	20.72
10.	LSU	201	4,227	21.03

YARDS PER PLAY SINCE 2009

	Name	Plays	Yards	Y/Play
1.	Alabama	13,860	62,499	4.51
2.	Clemson	14,223	67,867	4.77
	IOWA	13,571	64,759	4.77
4.	Georgia	13,542	65,618	4.85
5.	Pittsburgh	13,726	66,759	4.86
6.	Marshall	13,335	65,318	4.90
7.	Florida State	14,135	71,463	5.06
	Oklahoma	14,058	71,156	5.06
9.	Wyoming	12,876	65,285	5.07
10.	Florida	12,916	65,728	5.09

ASSISTANT COACHES



SETH WALLACE (FIELD)

ASSISTANT HEAD COACH | ASSISTANT DEFENSIVE COORDINATOR/LINEBACKERS COACH

14th year at Iowa... first assistant HC under Ferentz... eighth year as assistant DC... coached LB Jay Higgins to school record in tackles and AA honors in 2023... coached Jack Campbell to consensus first-team All-America honors, Butkus Award, Campbell Trophy, Nagurski-Woodson Big Ten Player of the Year and Butkus-Fitzgerald Big Ten Linebacker of the Year in 2022.



TIM LESTER (BOOTH)

OFFENSIVE COORDINATOR

First year at Iowa... 22 years of coaching experience -- 12 as head coach, 12 as OC... was a senior analyst with Green Bay Packers in 2023... spent six years as head coach at Western Michigan, winning 37 games and playing in three bowl games... coached top 35 offenses nationally for four straight seasons.



PHIL PARKER (FIELD)

DEFENSIVE COORDINATOR/SECONDARY COACH

26th year at Iowa... member of Ferentz's original staff... 13th season as defensive coordinator... has coached six Tatum-Woodson Defensive Back of the Year honorees since 2012... Frank Broyles Award winner and AFCA Assistant Coach of the Year in 2023... Broyles semifinalist in 2022... 238 interceptions since 2009.



LEVAR WOODS (FIELD)

SPECIAL TEAMS COORDINATOR

17th year at Iowa... eighth year as special teams coordinator... coached three Big Ten Return Specialists of the Year and two Big Ten Punters of the Year... unit ranked in top three in Big Ten in punt and kickoff returns in 2022... seven-year NFL veteran... Iowa alum, lettering from 1998-2000... played under Hayden Fry and Kirk Ferentz.



GEORGE BARNETT (FIELD)

OFFENSIVE LINE COACH

Fourth year at Iowa... 20+ seasons of offensive line coaching experience, including seven years at Miami (Ohio), where he was assistant head coach in 2016... coached Tyler Linderbaum to consensus All-America honors in 2021.



KELVIN BELL (FIELD)

DEFENSIVE LINE COACH

12th year at Iowa... sixth as Iowa's defensive line coach... also serves as recruiting coordinator... Iowa had defensive lineman selected in top four rounds in three straight drafts (2019-21)... Lukas Van Ness was a first-round pick in 2023... Iowa alum.



JON BUDMAYER (BOOTH)

WIDE RECEIVERS COACH

Third year at Iowa... first season as wide receivers coach... previously served as senior special assistant to head coach and an offensive analyst... spent two years as OC at Colorado State and six years at Wisconsin.



LADELL BETTS (FIELD)

RUNNING BACKS COACH

Fourth year at Iowa... Kaleb Johnson had a freshman record 779 rushing yards in 2022... coached 1,151 yard rusher Tyler Goodson in 2021... nine-year NFL veteran... Iowa alum, competing from 1998-2001... led team in rushing four straight seasons... second in school history with 3,686 rushing yards.



ABDUL HODGE (FIELD)

TIGHT ENDS/FULLBACKS COACH

Third year at Iowa... coached Sam LaPorta, who was named the 2022 Kwalick-Clark Big Ten Tight End of the Year... All-America and three-time All-Big Ten linebacker at Iowa... won two Big Ten titles and played in four January bowl games... had four-year NFL career.



JAY NIEMANN (BOOTH)

ASST. DEFENSIVE LINE/ASST. DEF. RECRUITING COORD.

Sixth year at Iowa... served as defensive coordinator at Rutgers from 2016-18 and Northern Illinois from 2011-15... sons Ben and Nick Niemann, both Iowa alums, are in the NFL.

GRADUATE ASSISTANTS/ANALYSTS

Quincy Griffith, Graduate Assistant (Offensive Line)
Tanner Krueger, Graduate Assistant (Wide Receivers)
Josh Manchigiah, Graduate Assistant (Secondary)
Brian Smith, Graduate Assistant (Linebackers)
Austin Showalter, Director, Football Analytics
Keller Chryst, Football Analyst

Tyler Parker, Football Analyst
Brock Sherman, Football Analyst
Shane Viilo, Football Analyst
Bryce Wallace, Offensive Student Assistant
Lucas Mitchell, Defensive Student Assistant
Stetson McClravy, Special Teams Student Assistant

IOWA PROGRAM NOTES

- The Hawkeyes have earned bowl eligibility in 22 of the last 23 seasons. Iowa is 10-9 in bowl games since 2001. Only Ohio State (12) and Wisconsin (12) have more bowl wins among Big Ten teams since 2001. The Hawkeyes are 18-16-1 in 35 bowl games. Iowa has won five January bowl games under Ferentz.
- Iowa is the only school to have two head football coaches since 1979. Hayden Fry took over prior to the 1979 season and coached through the 1998 season, posting a record of 143-89-6. Current coach Kirk Ferentz (201-122) replaced Fry and has completed 25 seasons. Ferentz also served as Iowa's offensive line coach from 1981-89 under Fry.
- Iowa won the Big Ten West Division title in 2021 and 2023 to earn a spot in the Big Ten Championship Game. The Hawkeyes played in the Big Ten title game for the first time in program history on Dec. 5, 2015. Iowa earned Big Ten Conference championships in 2002 and 2004 and placed second in 2009. Iowa (8-0, 2002; 8-0, 2015) is one of three Big Ten teams to post a perfect mark in conference play since 1998 (BCS era), joining Michigan State (1) and Ohio State (5).
- Iowa has ranked in the top 10 in the final Associated Press and CNN/USA Today coaches polls five times since 2002, including a ranking of seventh in both polls at the conclusion of the 2009 season. Iowa ranked eighth in 2002, 2003 and 2004. The Hawkeyes finished 2015 ranked ninth in the AP Poll and 10th in the USA Today Coaches Poll. In the Big Ten, only Ohio State has more top 10 finishes since 2002.
- Since 1936 when the first AP Poll was released, Iowa has appeared in the poll 354 times, the fifth highest total in the Big Ten (Ohio State, Michigan, Wisconsin, and MSU). Iowa has been the top-ranked team in the country 11 times.
- Iowa set a school record with 12 wins in 2015. The Hawkeyes won 11 games in 2002 (11-2), and 2009 (11-2). In 2009, Iowa started 9-0 and won 10 regular season games for just the fourth time in school history.
- Iowa won 10 or more games in three consecutive years (2002-04) for the first time in school history.
- Kirk Ferentz has been named Big Ten Coach of the Year four times (2002, 2004, 2009, 2015) and was named National Coach of the Year in 2002 and 2015. Only Michigan's Bo Schembechler (6) has more conference coach of the year honors. Iowa's Hayden Fry and Penn State's Joe Paterno both won the award three times.
- Iowa has had 14 individual national award winners under head coach Kirk Ferentz. They include Brad Banks (2002 Davey O'Brien, Top Quarterback; 2002 Associated Press National Player of the Year); Dallas Clark (2002 Mackey, Top Tight End); Nate Kaeding (2002 Groza, Top Kicker); Robert Gallery (2003 Outland, Top Lineman); Shonn Greene (2008 Doak Walker, Top Running Back); Brandon Scherff (2014 Outland, Top Lineman), Desmond King (2015 Jim Thorpe), Josey Jewell (2017 Lott IMPACT), T.J. Hockenson (2018, Mackey, Top Tight End), Tyler Linderbaum, (Rimington, Top Center), Jack Campbell (Campbell Trophy, Butkus Award) and Tory Taylor (Ray Guy).
- Iowa's offensive line earned the Joe Moore Award in 2016, an honor bestowed upon the top offensive line unit in the country.
- Iowa has eight unanimous consensus All-Americans since 2010.
- Iowa's football record in the 2000 decade was 80-45 (.640), a record that ranks as the best decade in Iowa football history, based on total wins. Iowa posted a record of 77-40-4 (.652) during the 1980's and the Hawkeyes were 62-53-2 (.538) in the 1990's. Iowa was 81-49 (.623) from 2010-19.
- Iowa had 47 wins from 2015-19, the most of any five-year period in school history.

IOWA FOOTBALL AND THE NFL

- The Hawkeyes have had 220 former players in the NFL since 1999, Kirk Ferentz's first year as head coach (89 draft picks/131 free agents).
- Seventeen former Hawkeyes participated in the 2023 NFL Playoffs, a number that ranked eighth nationally among programs and former players. Just one Big Ten program (Ohio State) had more former players participating in the playoffs.
- At least one Iowa Hawkeye has been selected in every NFL Draft since 1978 (46 consecutive years).
- Iowa has had 13 First Round NFL Draft picks under head coach Kirk Ferentz.
- Iowa had two first round picks in the 2023 NFL Draft -- LB Lukas Van Ness (Packers) and LB Jack Campbell (Lions). It is the fourth time in program history Iowa has had two players selected in the first round.
- Three former Hawkeyes -- George Kittle, Brandon Scherff and Tristian Wirfs -- are team captains for their respective NFL teams.
- C Tyler Linderbaum and TE Sam LaPorta were named to the 2023 Pro Bowl. LaPorta was also a second-team All-Pro selection. TE George Kittle was first-team All-Pro in 2023.

- OT Tristan Wirfs and TEs George Kittle and T.J. Hockenson were both selected to the Pro Bowl in 2022. Wirfs and Kittle were Second Team NFL All-Pro selections.
- Two former Hawkeyes -- Jake Gervase and Alaric Jackson -- were members of the Los Angeles Rams' 2022 Super Bowl champion team.
- OT Tristan Wirfs earned first-team All-Pro and was a Pro Bowl selection in 2021.
- TE T.J. Hockenson (eighth overall, Detroit) and TE Noah Fant (20th overall, Denver) became the first tight ends from the same school to be drafted in the first round of a single NFL Draft (2019).
- OL Brandon Scherff (Washington) was named first-team All-Pro in 2020. TE T.J. Hockenson (Detroit), TE George Kittle (San Francisco) and Scherff (Washington) were named to the 2020 Pro Bowl.
- TE George Kittle (San Francisco) was a first-team All-Pro in 2019. OL Marshal Yanda (Baltimore) was named second-team All-Pro that same season.
- DB Desmond King (Los Angeles Chargers), LS Casey Kreiter (Denver), TE George Kittle (San Francisco), and OL Marshal Yanda (Baltimore) were named All-Pro in 2018.
- Over the past 24 years, 209-of-252 (83 percent) of Iowa's senior starters have been drafted in the NFL or signed NFL free agent contracts.
- Over the past 16 years, Iowa has had 61 NFL Draft picks, the third most in the Big Ten -- Ohio State (93), Michigan (85).
- Iowa has had 10 first round picks in the last 14 NFL drafts -- OL Bryan Bulaga, 2010; DE Adrian Clayborn, 2011; OL Riley Reiff, 2012; OL Brandon Scherff, 2015, TE T.J. Hockenson, TE Noah Fant, 2019; OL Tristan Wirfs, 2020; OL Tyler Linderbaum, 2022; LB Lukas Van Ness, 2023, LB Jack Campbell, 2023.
- Iowa had six players drafted in the 2012 NFL Draft, which tied for the most in the Big Ten and tied for fourth in the country.
- Former Hawkeye Marshal Yanda (Baltimore OL) was an eight-time Pro-Bowler (2011-16, 2018, 2019) and was named NFL All-Pro in 2011, 2012, 2014, 2015, 2016, 2018, 2019. He retired following the 2019 season.
- In NFL 2011 regular season statistics, former Hawkeye linebackers Chad Greenway (Minnesota) and Pat Angerer (Indianapolis) finished third and fourth, respectively, in tackles. Greenway was named to the Pro Bowl in 2012 and 2013.
- Three former Hawkeyes were involved in the 2012 Super Bowl. DB Tyler Sash played for the Super Bowl champion New York Giants, while LB Jeff Tarpinian was on the injured reserve roster of the New England Patriots. Former Iowa center Brian Ferentz, now is his 11th year on staff and sixth as Iowa's offensive coordinator, was New England's tight ends coach.
- Former Iowa DB Sean Considine and OL Marshal Yanda won Super Bowl rings with the 2012 Baltimore Ravens in the 2013 Super Bowl.
- Former Iowa LB James Morris (injured reserve) earned a Super Bowl ring with the New England Patriots in 2015. Former TE Tony Moeaki played for the Seattle Seahawks in the same game.
- Former center James Ferentz was a member of the 2016 Super Bowl champion Denver Broncos.
- Former DT Jonathan Babineaux played for the Atlanta Falcons in Super Bowl LI. Former DE Adrian Clayborn and former DB Charles Godfrey were on the Atlanta injured reserve roster.
- Former OL Cole Croston was on the New England Patriots roster in Super Bowl LII. Former C James Ferentz and WR Riley McCarron were on the Patriots practice squad.
- Former DL Adrian Clayborn (active), OL James Ferentz, WR Riley McCarron (injured reserve), and OL Cole Croston (practice squad) earned Super Bowl rings as members of the New England Patriots in Super Bowl LIII.
- Former LB Anthony Hitchens and LB Ben Niemann played for the Super Bowl champion Kansas City Chiefs in 2020. Former QB C.J. Beathard, TE George Kittle, and OL Ross Reynolds were on the NFC Champion San Francisco 49ers.
- Former OL Tristan Wirfs was the starting right tackle as a rookie for the 2021 Super Bowl champion Tampa Bay Buccaneers. Former DL Anthony Nelson was a reserve defensive end for the Bucs. Former LB Ben Niemann and LB Anthony Hitchens were on the AFC Champion Kansas City Chiefs.
- Entering the 2024 season, every Iowa senior starting tight end (18) under Kirk Ferentz has been drafted in the NFL or signed by an NFL team. The NFL has employed 21 Iowa tight ends since 1999 (13 drafted/8 free agents).
- All 11 members of Iowa's starting defensive unit in 2008 were either drafted or signed to NFL free agent contracts following the draft.

2024 IOWA FOOTBALL / OVERALL TEAM STATISTICS

	IOWA	OPP
Scoring	235	152
Points per game	29.4	19.0
Points Off Turnovers	30	24
First Downs	138	134
Rushing	72	52
Passing	57	75
Penalty	9	7
Rushing Yardage	1672	833
Yards gained rushing	1786	1011
Yards lost rushing	114	178
Rushing attempts	294	237
Average per rush	5.7	3.5
Average per game	209.0	104.1
TDs Rushing	20	2
Passing Yardage	1111	1694
Comp-Att-Int	115-188-5	167-260-10
Average per pass	5.9	6.5
Average per catch	9.7	10.1
Average per game	138.9	211.8
TDs Passing	7	13
Total offense	2783	2527
Total plays	482	497
Average per play	5.8	5.1
Average per game	347.9	315.9
Kick returns: #-Yards	19-478	14-280
Punt returns: #-Yards	20-259	7-152
Int returns: #-Yards	10-98	5-156
Kick return average	25.2	20.0
Punt return average	13.0	21.7
Int return average	9.8	31.2
Fumbles-Lost	7-2	11-5
Penalties-Yards	22-230	40-302
Average per game	28.8	37.8
Punts-Yards	42-1881	43-1815
Average per punt	44.8	42.2
Net punt average	39.3	35.7
Kickoffs-Yards	47-3011	36-2234
Average per kick	64.1	62.1
Net kick average	40.7	37.7
Time of possession / game	29:44	30:18
3rd-down conversion	48/109	35/106
3rd-down pct	44%	33%
4rd-down conversion	1/5	5/11

2024 IOWA FOOTBALL / OVERALL TEAM STATISTICS

	IOWA	OPP
4rd-down pct	20%	45%
Sacks by-Yards	19-124	9-56
Misc Yards	0	0
Touchdowns scored	29	18
Field goals - attempts	11-13	9-13
On-Side kicks	0-0	0-0
Red-zone scores	(21-24) 88%	(16-18) 89%
Red-zone touchdowns	(15-24) 63%	(12-18) 67%
PAT-attempts	(26-26) 100%	(17-17) 100%
2-point conversion-attempts	(0-3) 0%	(0-1) 0%
Attendance	346250	226865
Games / Avg per game	5/69250	3/75622
Neutral site games	-	0/0

Score by Periods

Team	1st	2nd	3rd	4th	OT	TOT
Iowa	27	41	95	72	0	235
Opponents	13	51	49	39	0	152

2024 IOWA FOOTBALL / ALL-PURPOSE YARDS

Player	g	rush	rcv	pr	kr	ir	total	avg/g
Kaleb Johnson	8	1144	111	0	0	0	1255	156.9
Kaden Wetjen	8	26	33	260	432	0	751	93.9
Luke Lachey	8	0	209	0	0	0	209	26.1
Kamari Moulton	7	186	12	0	0	0	198	28.3
Jacob Gill	8	14	175	0	0	0	189	23.6
Reece Vander Zee	8	0	176	0	0	0	176	22.0
Jaziun Patterson	6	171	3	0	0	0	174	29.0
Max White	8	35	0	0	46	0	81	10.1
Brendan Sullivan	7	76	0	0	0	0	76	10.9
Seth Anderson	3	-1	71	0	0	0	70	23.3
Addison Ostrenga	5	0	63	0	0	0	63	12.6
Jermari Harris	8	0	0	0	0	60	60	7.5
Zach Ortwerth	8	0	59	0	0	0	59	7.4
Dayton Howard	7	0	50	0	0	0	50	7.1
Leshon Williams	3	21	26	0	0	0	47	15.7
Jarriett Buie	8	0	43	0	0	0	43	5.4
Johnny Pascuzzi	7	0	40	0	0	0	40	5.7
Terrell Washington Jr.	8	31	4	0	0	0	35	4.4
Quinn Schulte	8	0	0	0	0	23	23	2.9
Hayden Large	7	2	18	0	0	0	20	2.9
Kaleb Brown	3	0	18	0	0	0	18	6.0
Jay Higgins	8	0	0	0	0	15	15	1.9
Zach Lutmer	8	0	0	-1	0	0	-1	-0.1
Cade McNamara	8	-31	0	0	0	0	-31	-3.9
Team	8	-2	0	0	0	0	-2	-0.3
Total	8	1672	1111	259	478	98	3618	452.3
Opponents	8	833	1694	152	280	156	3115	389.4

2024 IOWA FOOTBALL / INDIVIDUAL STATISTICS

Rushing

Player	gp	att	gain	loss	net	avg	td	lg	avg/g
Kaleb Johnson	8	146	1176	32	1144	7.8	16	75	143.0
Kamari Moulton	7	43	190	4	186	4.3	0	29	26.6
Jaziun Patterson	6	38	174	3	171	4.5	1	39	28.5
Brendan Sullivan	7	17	92	16	76	4.5	3	30	10.9
Max White	8	6	35	0	35	5.8	0	17	4.4
Terrell Washington Jr.	8	10	31	0	31	3.1	0	9	3.9
Kaden Wetjen	8	3	26	0	26	8.7	0	11	3.3
Leshon Williams	3	11	23	2	21	1.9	0	8	7.0
Jacob Gill	8	3	15	1	14	4.7	0	9	1.8
Hayden Large	7	2	2	0	2	1.0	0	2	0.3
Seth Anderson	3	1	0	1	-1	-1.0	0	0	-0.3
Cade McNamara	8	13	22	53	-31	-2.4	0	12	-3.9
Team	8	1	0	2	-2	-2.0	0	0	-0.3
Total	8	294	1786	114	1672	5.7	20	75	209.0
Opponents	8	237	1011	178	833	3.5	2	31	104.1

Passing

Player	gp	effic	comp-att-int	pct	yds	td	lg	avg/g
Cade McNamara	8	115.8	104-172-5	60.5	1017	6	42	127.1
Brendan Sullivan	7	138.7	11-16-0	68.8	94	1	40	13.4
Total	8	117.8	115-188-5	61.2	1111	7	42	138.9
Opponents	8	127.8	167-260-10	64.2	1694	13	75	211.8

Receiving

Player	gp	no.	yds	avg	td	lg	avg/g
Luke Lachey	8	24	209	8.7	0	28	26.1
Jacob Gill	8	19	175	9.2	1	31	21.9
Kaleb Johnson	8	18	111	6.2	1	19	13.9
Reece Vander Zee	8	14	176	12.6	3	19	22.0
Addison Ostrenga	5	11	63	5.7	1	20	12.6
Zach Ortwerth	8	6	59	9.8	0	31	7.4
Leshon Williams	3	4	26	6.5	0	11	8.7
Seth Anderson	3	3	71	23.7	0	42	23.7
Dayton Howard	7	3	50	16.7	1	33	7.1
Jarriett Buie	8	3	43	14.3	0	19	5.4
Hayden Large	7	3	18	6.0	0	10	2.6
Terrell Washington Jr.	8	2	4	2.0	0	5	0.5
Johnny Pascuzzi	7	1	40	40.0	0	40	5.7
Kaleb Brown	3	1	18	18.0	0	18	6.0
Jaziun Patterson	6	1	3	3.0	0	3	0.5
Kaden Wetjen	8	1	33	33.0	0	33	4.1
Kamari Moulton	7	1	12	12.0	0	12	1.7
Total	8	115	1111	9.7	7	42	138.9
Opponents	8	167	1694	10.1	13	75	211.8

Punt Returns

Player	no.	yds	avg	td	lg
Kaden Wetjen	19	260	13.7	1	85
Total	20	259	13.0	1	85
Opponents	7	152	21.7	2	77

Interceptions

Player	no.	yds	avg	td	lg
Jermari Harris	3	60	20.0	1	32
Jay Higgins	3	15	5.0	0	10
Quinn Schulte	2	23	11.5	0	15
Sebastian Castro	1	0	0.0	0	0
Koen Entringer	1	0	0.0	0	0
Total	10	98	9.8	1	32
Opponents	5	156	31.2	1	85

Kick Returns

Player	no.	yds	avg	td	lg
Kaden Wetjen	17	432	25.4	0	39
Max White	2	46	23.0	0	35
Total	19	478	25.2	0	39
Opponents	14	280	20.0	0	28

Fumble Returns

Player	no.	yds	avg	td	lg
Jay Higgins	1	0	0.0	0	0
Max Llewellyn	1	0	0.0	0	0
Caden Crawford	1	0	0.0	0	0
TJ Hall	1	0	0.0	0	0
Will Hubert	1	0	0.0	0	0
Total	5	0	0.0	0	0
Opponents	2	0	0.0	0	0

2024 IOWA FOOTBALL / INDIVIDUAL STATISTICS

Scoring

Player			PAT						pts
	td	fg	kick	rush	rcv	pass	dxp	saf	
Kaleb Johnson	17	-	-	-	-	-	-	-	102
Drew Stevens	-	11-13	26-26	-	-	-	-	-	59
Brendan Sullivan	3	-	-	-	-	-	-	-	18
Reece Vander Zee	3	-	-	-	-	-	-	-	18
Jermari Harris	1	-	-	-	-	-	-	-	6
Jacob Gill	1	-	-	-	-	-	-	-	6
Addison Ostrenga	1	-	-	-	-	-	-	-	6
Jaziun Patterson	1	-	-	-	-	-	-	-	6
Kaden Wetjen	1	-	-	-	-	-	-	-	6
Dayton Howard	1	-	-	-	-	-	-	-	6
Max Llewellyn	-	-	-	-	-	-	-	1	2
Total	29	11-13	26-26	0	0	0	0	1	235
Opponents	18	9-13	17-17	0	0	0	0	0	152

Total Offense

Player	g	plays	rush	pass	total	avg/g
Kaleb Johnson	8	146	1144	0	1144	143.0
Cade McNamara	8	185	-31	1017	986	123.3
Kamari Moulton	7	43	186	0	186	26.6
Jaziun Patterson	6	38	171	0	171	28.5
Brendan Sullivan	7	33	76	94	170	24.3
Max White	8	6	35	0	35	4.4
Terrell Washington Jr.	8	10	31	0	31	3.9
Kaden Wetjen	8	3	26	0	26	3.3
Leshon Williams	3	11	21	0	21	7.0
Jacob Gill	8	3	14	0	14	1.8
Hayden Large	7	2	2	0	2	0.3
Seth Anderson	3	1	-1	0	-1	-0.3
Team	8	0	-2	0	-2	-0.3
Total	8	482	1672	1111	2783	347.9
Opponents	8	497	833	1694	2527	315.9

Field Goals

Player	fg	pct.	01-19	20-29	30-39	40-49	50-99	lg	blk
Drew Stevens	11-13	84.6	0-0	5-5	1-1	4-4	1-3	51	0
Opponents	9-13	69.2	0-0	1-1	2-3	4-5	2-4	55	1

FG Sequence

Team Name	Iowa	Opponents
Ohio St.	51	
Minnesota	(46)	
Iowa St.	(23),(21)	41,(46),(54)
Illinois St.	(41),(28)	
Washington	(37),(46),(25),(51)	32,(35)
Troy	(42)	
Northwestern	(24)	50

Punting

Player	no.	yds	avg	lg	tb	fc	i20	50+	blk
Rhys Dakin	42	1881	44.8	61	4	21	20	11	0
Total	42	1881	44.8	61	4	21	20	11	0
Opponents	43	1815	42.2	54	2	14	8	4	0

Kickoffs

Player	no.	yds	avg	tb	ob	retn	net	ydln
Drew Stevens	47	3011	64.1	30	0			
Total	47	3011	64.1	30	0	14	40.7	24
Opponents	36	2234	62.1	16	0	19	37.7	27

2024 IOWA FOOTBALL | TEAM DEFENSE

			Tackles				Sacks	Pass defense			Fumbles	blkd		
##	Player	gp	ua	a	tot	tfl/yds	no-yds	int-yds	brup	qbh	fr-yds	ff	kick	saf
34	Jay Higgins	8	32	52	84	1-5	1-5	3-15	3	2	1-0	2	.	.
10	Nick Jackson	8	22	34	56	3.5-25	2.5-23	.	4	3
30	Quinn Schulte	8	21	15	36	.	.	2-23	3
29	Sebastian Castro	7	19	13	32	1-2	.	1-0	1	.	.	1	.	.
49	Ethan Hurkett	8	16	15	31	5-28	2.5-19	.	.	2	.	2	.	.
1	Xavier Nwankpa	8	17	11	28
45	Deontae Craig	8	9	14	23	1-7	1-7	.	.	4
8	Deshaun Lee	7	11	12	23	.	.	.	1
94	Yahya Black	8	9	13	22	3.5-6	.	.	2	2	.	.	1	.
95	Aaron Graves	8	9	12	21	6-30	5-26	.	1	1	.	2	.	.
37	Kyler Fisher	7	13	7	20	0.5-2	.	.	1
27	Jermari Harris	8	11	8	19	1-4	.	3-60	6
90	Brian Allen	8	12	4	16	4.5-19	3-14	.	1	2
4	Koen Entringer	8	9	7	16	.	.	1-0
48	Max Llewellyn	8	7	8	15	5-26	3.5-24	.	3	3	1-0	.	.	1
55	Jeremiah Pittman	8	7	4	11	0.5-2	.	.	1
43	Karson Sharar	8	6	5	11	1-2
7	John Nestor	7	6	3	9
2	TJ Hall	7	5	3	8	.	.	.	1	.	1-0	.	.	.
6	Zach Lutmer	8	5	1	6
41	Jaden Harrell	8	1	4	5
3	Jaylen Watson	5	2	2	4
57	Will Hubert	5	1	3	4	1-0	.	.	.
26	Kael Kolarik	8	1	2	3
12	Jaxon Rexroth	8	1	2	3	1-1
23	Landyn Van Kekerix	3	2	.	2
97	Caden Crawford	3	1	1	2	1-0	.	.	.
77	Connor Colby	8	.	1	1
2	Kaleb Johnson	8	1	.	1
42	Zach Twedt	8	.	1	1
18	Drew Stevens	8	1	.	1
51	Luke Gaffney	8	.	1	1
44	Kenneth Merrieweather	2	.	1	1	0.5-6	0.5-6
0	Jarriett Buie	8	.	1	1
39	Luke Elkin	8	1	.	1
	Totals	8	258	260	518	35-165	19-124	10-98	28	19	5-0	7	1	1
	Opponents	8	313	190	503	37-117	9-56	5-156	14	10	2-0	3	0	0

2024 IOWA FOOTBALL / RED ZONE RESULTS

Iowa Inside Opponent Red-Zone

Date	Opponent	Score	Times	Times	Total			Rush	Pass	FGs	Failed to score inside RZ					
			In RZ	Scored	Pts	TDs	TDs	TDs	TDs	Made	FGA	Down	Int	Fumb	Half	Game
08/31/2024	Illinois St.	W 40-0	5	4	23	3	1	2	1	1	1	0	0	0	0	1
09/07/2024	Iowa St.	L 19-20	3	3	12	1	1	0	2	2	2	0	0	0	0	0
09/14/2024	Troy	W 38-21	3	2	14	2	1	1	0	0	0	1	0	0	0	0
09/21/2024	at Minnesota	W 31-14	3	3	21	3	3	0	0	0	0	0	0	0	0	0
10/05/2024	at Ohio St.	L 7-35	0	0	0	0	0	0	0	0	0	0	0	0	0	0
10/12/2024	Washington	W 40-16	5	5	27	3	2	1	2	2	2	0	0	0	0	0
10/19/2024	at Michigan St.	L 20-32	2	2	14	2	1	1	0	0	0	0	0	0	0	0
10/26/2024	Northwestern	W 40-14	3	2	10	1	1	0	1	1	1	0	0	0	0	0
Totals 21 of 24 (87.5%)			24	21	121	15	10	5	6	6	6	1	0	0	0	1

Opponents Inside Iowa Red-Zone

Date	Opponent	Score	Times	Times	Total			Rush	Pass	FGs	Failed to score inside RZ					
			In RZ	Scored	Pts	TDs	TDs	TDs	TDs	Made	FGA	Down	Int	Fumb	Half	Game
08/31/2024	Illinois St.	W 40-0	0	0	0	0	0	0	0	0	0	0	0	0	0	0
09/07/2024	Iowa St.	L 19-20	1	1	7	1	0	1	0	0	0	0	0	0	0	0
09/14/2024	Troy	W 38-21	0	0	0	0	0	0	0	0	0	0	0	0	0	0
09/21/2024	Minnesota	W 31-14	2	2	14	2	0	2	0	0	0	0	0	0	0	0
10/05/2024	Ohio St.	L 7-35	5	5	35	5	1	4	0	0	0	0	0	0	0	0
10/12/2024	Washington	W 40-16	4	3	16	2	0	2	1	2	2	0	0	0	0	0
10/19/2024	Michigan St.	L 20-32	5	5	23	2	1	1	3	3	3	0	0	0	0	0
10/26/2024	Northwestern	W 40-14	1	0	1	0	0	0	0	0	0	0	0	1	0	0
Totals 16 of 18 (88.9%)			18	16	96	12	2	10	4	5	5	0	0	1	0	0

Team Results

	Date	Opponent		Score	Att.
*	09/21/2024	at Minnesota	W	31-14	52048
*	10/05/2024	at Ohio St.	L	7-35	105135
*	10/12/2024	Washington	W	40-16	69250
*	10/19/2024	at Michigan St.	L	20-32	69682
*	10/26/2024	Northwestern	W	40-14	69250

Rushing

Player	gp	att	gain	loss	net	avg	td	lg	avg/g
Kaleb Johnson	5	85	681	16	665	7.8	10	75	133.0
Jaziun Patterson	5	30	102	3	99	3.3	0	13	19.8
Brendan Sullivan	5	17	92	16	76	4.5	3	30	15.2
Kamari Moulton	4	13	62	0	62	4.8	0	16	15.5
Kaden Wetjen	5	3	26	0	26	8.7	0	11	5.2
Terrell Washington Jr.	5	9	22	0	22	2.4	0	6	4.4
Max White	5	4	14	0	14	3.5	0	5	2.8
Jacob Gill	5	2	9	1	8	4.0	0	9	1.6
Seth Anderson	3	1	0	1	-1	-1.0	0	0	-0.3
Cade McNamara	5	6	6	32	-26	-4.3	0	6	-5.2
Team	5	1	0	2	-2	-2.0	0	0	-0.4
Total	5	171	1014	71	943	5.5	13	75	188.6
Opponents	5	155	764	100	664	4.3	2	31	132.8

Passing

Player	gp	effic	comp-att-int	pct	yds	td	lg	avg/g
Cade McNamara	5	108.0	51-89-3	57.3	491	3	42	98.2
Brendan Sullivan	5	118.2	10-15-0	66.7	92	0	40	18.4
Total	5	109.5	61-104-3	58.7	583	3	42	116.6
Opponents	5	129.4	114-169-7	67.5	1060	9	53	212.0

Receiving

Player	gp	no.	yds	avg	td	lg	avg/g
Luke Lachey	5	15	121	8.1	0	28	24.2
Kaleb Johnson	5	13	84	6.5	1	19	16.8
Reece Vander Zee	5	8	100	12.5	1	18	20.0
Jacob Gill	5	7	38	5.4	0	22	7.6
Zach Ortwerth	5	4	24	6.0	0	10	4.8
Seth Anderson	3	3	71	23.7	0	42	23.7
Dayton Howard	5	3	50	16.7	1	33	10.0
Addison Ostrenga	2	2	20	10.0	0	20	10.0
Jarriett Buie	5	2	24	12.0	0	14	4.8
Hayden Large	4	2	8	4.0	0	5	2.0
Johnny Pascuzzi	4	1	40	40.0	0	40	10.0
Jaziun Patterson	5	1	3	3.0	0	3	0.6
Total	5	61	583	9.6	3	42	116.6
Opponents	5	114	1060	9.3	9	53	212.0

Game Records

Record	Overall	Home	Away	Neutral
ALL GAMES	3-2	2-0	1-2	0-0
CONFERENCE	3-2	2-0	1-2	0-0
NON-CONFERENCE	0-0	0-0	0-0	0-0

Team Statistics

	IOWA	OPP
First Downs	74	97
Rushing	41	41
Passing	28	52
Penalty	5	4
Rushing Yardage	943	664
Rushing attempts	171	155
Average per rush	5.5	4.3
Average per game	188.6	132.8
TDs Rushing	13	2
Passing Yardage	583	1060
Comp-Att-Int	61-104-3	114-169-7
Average per pass	5.6	6.3
Average per catch	9.6	9.3
Average per game	116.6	212.0
TDs Passing	3	9
Total offense	1526	1724
Average per play	5.5	5.3
Average per game	305.2	344.8
Kick returns: #-Yards	15-356	9-188
Punt returns: #-Yards	9-180	5-76
Int returns: #-Yards	7-65	3-151
Fumbles-Lost	5-2	5-3
Penalties-Yards	12-145	24-199
Punts-Avg	24-46.9	18-43.4
Time of possession / game	27:24	32:40
3rd-down conversion	28/64	25/65
4rd-down conversion	1/3	5/9
PAT-attempts	(16-16) 100%	(12-12) 100%
2-point conversion-attempts	(0-1) 0%	(0-1) 0%

Interceptions

Player	no.	yds	avg	td	lg
Quinn Schulte	2	23	11.5	0	15
Jay Higgins	2	10	5.0	0	10
Jermari Harris	1	32	32.0	0	32
Sebastian Castro	1	0	0.0	0	0
Koen Entringer	1	0	0.0	0	0
Total	7	65	9.3	0	32
Opponents	3	151	50.3	1	85

2024 IOWA FOOTBALL | BIG TEN ONLY

Field Goals

Player	fg	pct.	01-19	20-29	30-39	40-49	50-99	lg	blk
Drew Stevens	6-8	75.0	0-0	2-2	1-1	2-2	1-3	51	0
Opponents	7-10	70.0	0-0	1-1	2-3	3-3	1-3	55	1

Scoring

Player	td	fg	PAT						pts
			kick	rush	rcv	pass	dxp	saf	
Kaleb Johnson	11	-	-	-	-	-	-	-	66
Drew Stevens	-	6-8	16-16	-	-	-	-	-	34
Brendan Sullivan	3	-	-	-	-	-	-	-	18
Kaden Wetjen	1	-	-	-	-	-	-	-	6
Dayton Howard	1	-	-	-	-	-	-	-	6
Reece Vander Zee	1	-	-	-	-	-	-	-	6
Max Llewellyn	-	-	-	-	-	-	-	1	2
Total	17	6-8	16-16	0	0	0	0	1	138
Opponents	13	7-10	12-12	0	0	0	0	0	111

Score by Periods

Team	1st	2nd	3rd	4th	OT	TOT
Iowa	17	22	62	37	0	138
Opponents	13	37	28	33	0	111

Punting

Player	no.	yds	avg	lg	tb	fc	i20	50+	blk
Rhys Dakin	24	1125	46.9	61	2	11	13	8	0
Total	24	1125	46.9	61	2	11	13	8	0
Opponents	18	781	43.4	54	0	8	3	2	0

Punt Returns

Player	no.	yds	avg	td	lg
Kaden Wetjen	9	180	20.0	1	85
Total	9	180	20.0	1	85
Opponents	5	76	15.2	1	72

Kick Returns

Player	no.	yds	avg	td	lg
Kaden Wetjen	14	345	24.6	0	39
Max White	1	11	11.0	0	11
Total	15	356	23.7	0	39
Opponents	9	188	20.9	0	28

All Purpose

Player	g	rush	rcv	pr	kr	ir	total	avg/g
Kaleb Johnson	5	665	84	0	0	0	749	149.8
Kaden Wetjen	5	26	0	180	345	0	551	110.2
Luke Lachey	5	0	121	0	0	0	121	24.2
Jaziun Patterson	5	99	3	0	0	0	102	20.4
Reece Vander Zee	5	0	100	0	0	0	100	20.0
Brendan Sullivan	5	76	0	0	0	0	76	15.2
Seth Anderson	3	-1	71	0	0	0	70	23.3
Kamari Moulton	4	62	0	0	0	0	62	15.5
Dayton Howard	5	0	50	0	0	0	50	10.0
Jacob Gill	5	8	38	0	0	0	46	9.2
Johnny Pascuzzi	4	0	40	0	0	0	40	10.0
Jermari Harris	5	0	0	0	0	32	32	6.4
Max White	5	14	0	0	11	0	25	5.0
Zach Ortwerth	5	0	24	0	0	0	24	4.8
Jarriett Buie	5	0	24	0	0	0	24	4.8
Quinn Schulte	5	0	0	0	0	23	23	4.6
Terrell Washington Jr.	5	22	0	0	0	0	22	4.4
Addison Ostrenga	2	0	20	0	0	0	20	10.0
Jay Higgins	5	0	0	0	0	10	10	2.0
Hayden Large	4	0	8	0	0	0	8	2.0
Cade McNamara	5	-26	0	0	0	0	-26	-5.2
Total	5	943	583	180	356	65	2127	425.4
Opponents	5	664	1060	76	188	151	2139	427.8

Total Offense

Player	g	plays	rush	pass	total	avg/g
Kaleb Johnson	5	85	665	0	665	133.0
Cade McNamara	5	95	-26	491	465	93.0
Brendan Sullivan	5	32	76	92	168	33.6
Jaziun Patterson	5	30	99	0	99	19.8
Kamari Moulton	4	13	62	0	62	15.5
Kaden Wetjen	5	3	26	0	26	5.2
Terrell Washington Jr.	5	9	22	0	22	4.4
Max White	5	4	14	0	14	2.8
Jacob Gill	5	2	8	0	8	1.6
Seth Anderson	3	1	-1	0	-1	-0.3
Total	5	275	943	583	1526	305.2
Opponents	5	324	664	1060	1724	344.8

2024 IOWA FOOTBALL / BIG TEN ONLY - DEFENSE

			Tackles				Sacks	Pass defense			Fumbles	blkd		
##	Player	gp	ua	a	tot	tfl/yds	no-yds	int-yds	brup	qbh	fr-yds	ff	kick	saf
34	Jay Higgins	5	21	38	59	1-5	1-5	2-10	2	1	1-0	1	.	.
10	Nick Jackson	5	15	24	39	3.5-25	2.5-23	.	3	3
30	Quinn Schulte	5	13	14	27	.	.	2-23	3
1	Xavier Nwankpa	5	14	10	24
49	Ethan Hurkett	5	8	13	21	2-10	0.5-2	.	.	1
8	Deshaun Lee	4	9	11	20	.	.	.	1
29	Sebastian Castro	4	8	11	19	1-2	.	1-0	1
45	Deontae Craig	5	7	9	16	1-7	1-7	.	.	4
95	Aaron Graves	5	5	10	15	3-21	2-17	.	1	1	.	2	.	.
27	Jermari Harris	5	8	6	14	1-4	.	1-32	3
94	Yahya Black	5	3	10	13	1-1	.	.	1	2	.	.	1	.
4	Koen Entringer	5	5	7	12	.	.	1-0
37	Kyler Fisher	4	6	5	11
48	Max Llewellyn	5	4	6	10	1.5-8	1.5-8	.	1	2	1-0	.	.	1
43	Karson Sharar	5	4	5	9	1-2
90	Brian Allen	5	6	2	8	1-3	1-3	.	.	1
7	John Nestor	4	4	3	7
6	Zach Lutmer	5	5	1	6
41	Jaden Harrell	5	.	4	4
55	Jeremiah Pittman	5	2	2	4	0.5-2	.	.	1
2	TJ Hall	4	2	2	4
3	Jaylen Watson	4	2	2	4
12	Jaxon Rexroth	5	1	2	3	1-1
57	Will Hubert	4	.	2	2	1-0	.	.	.
26	Kael Kolarik	5	.	2	2
42	Zach Twedt	5	.	1	1
77	Connor Colby	5	.	1	1
39	Luke Elkin	5	1	.	1
51	Luke Gaffney	5	.	1	1
2	Kaleb Johnson	5	1	.	1
18	Drew Stevens	5	1	.	1
44	Kenneth Merrieweather	2	.	1	1	0.5-6	0.5-6
0	Jarriett Buie	5	.	1	1
	Totals	5	155	206	361	19-97	10-71	7-65	17	15	3-0	3	1	1
	Opponents	5	167	132	299	22-70	6-35	3-151	7	7	2-0	2	0	0

2024 IOWA FOOTBALL / GAME-BY-GAME STATISTICS

Game	Score	First Downs	Rushing Att-Net	Pass. Yards	Passing Com.-Att.-Int	Total Offense	Punts-Avg.	Fum.-Lost	Pen. Yds.
Illinois State	0	12	33-56	133	14-29-1	189	8-41.1	3-2	3-28
at Iowa	40	23	4-241	251	21-31-0	492	5-39.2	1-0	7-50
Iowa State	20	15	28-89	272	23-36-1	361	9-42.7	0-0	7-36
at Iowa	19	16	38-204	99	13-29-2	303	9-40.3	0-0	3-35
Troy	21	10	21-24	229	16-26-1	253	8-40.1	2-0	6-39
at Iowa	38	25	45-284	178	20-24-0	462	4-49.2	1-0	0-0
Iowa	31	19	45-272	62	11-19-0	334	5-49.6	0-0	1-10
at Minnesota	14	15	21-79	209	22-37-2	288	7-41.4	0-0	5-35
Iowa	7	10	27-116	98	15-21-1	226	5-43.8	4-2	1-5
at Ohio State	35	21	40-203	209	21-25-1	412	2-38.5	2-1	1-10
Washington	16	23	30-127	266	34-50-1	393	2-58.0	2-1	6-54
at Iowa	40	20	37-220	108	8-14-0	328	1-43.0	0-0	4-55
Iowa	20	12	23-133	150	11-23-1	283	4-46.0	0-0	3-30
at Michigan State	32	27	40-212	256	22-30-1	468	0-0.00	0-0	7-55
Northwestern	14	11	24-43	120	15-25-2	163	8-46.4	1-1	5-45
at Iowa	40	14	39-203	152	16-27-1	355	8-44.8	0-0	3-45

SPECIALTY STATISTICS

ON THE AVERAGE

DOWN	PLAYS	YARDS	AVG.
First Down	211	1443	6.8
Second Down	154	783	5.1
Third Down	110	585	5.3
Fourth Down	3	-5	-1.7

IOWA BY QUARTERS

QUARTER	IOWA	OPPONENTS
First	27	13
Second	41	53
Third	95	49
Fourth	72	39
OT	-	-

POINTS OFF TURNOVERS

	T/O GAINED	PTS. SCORED
IOWA	18	33
Opponent	7	38

INDIVIDUAL

Points	18, Kaleb Johnson, 3X, last vs. Northwestern, 10/26/24
Rushing Attempts	25, 2X, last by Kaleb Johnson vs. Troy, 9/14/24
Yards Rushing	206, Kaleb Johnson vs. Minnesota, 9/21/24
Pass Attempts	31 (21 comp.), Cade McNamara vs. Illinois State, 8/31/24
Pass Completions	21 (31 att.), Cade McNamara vs. Illinois State, 8/31/24
Yards Passing	251 (21-of-31), Cade McNamara vs. Illinois State, 8/31/24
Receptions	6, Luke Lachey vs. Illinois State, 8/31/24
Yards Receiving	66, Reece Vander Zee vs. Illinois State, 8/31/24
Yards Total Offense	262, Cade McNamara vs. Illinois State, 8/31/24
All-Purpose Yards	205, Kaleb Johnson vs. Minnesota, 9/21/24
Yards Punt Returns	111, Kaden Wetjen vs. Northwestern, 10/26/24
Yards Kickoff Returns	145, Kaden Wetjen vs. Michigan State, 10/19/24
Field Goals Made	4, Drew Stevens vs. Washington, 10/12/24
Extra Points	5, Drew Stevens 2x, last vs. Northwestern, 10/26/24
Interceptions	1, 10X, last by Jay Higgins vs. Northwestern, 10/26/24
Tackles	14, 3X, last by Jay Higgins at Michigan State, 10/19/24
Sacks	3.0, Aaron Graves vs. Illinois State, 8/31/24
TFLs	3.0, Aaron Graves vs. Illinois State, 8/31/24

TEAM OFFENSE (IOWA HIGHS)

Points	40, 3X, last vs. Northwestern, 10/26/24
Rushing Attempts	45, 2X, last vs. Minnesota, 9/21/24
Net Yards Rushing	305 vs. Troy, 9/14/24
Pass Attempts	31 (21 comp.) vs. Illinois State, 8/31/24
Pass Completions	21 (31 att.) vs. Illinois State, 8/31/24
Yards Passing	251 (21-of-31) vs. Illinois State, 8/31/24
Yards Total Offense	492 vs. Illinois State, 8/31/24
Total Plays	80 vs. Washington, 10/12/24
First Downs	25 vs. Troy, 9/14/24

TEAM DEFENSE (OPPONENT LOWS)

Points	0 vs. Illinois State, 8/31/24
Rushing Attempts	21, 2X, last vs. Minnesota, 9/21/24
Net Yards Rushing	24 vs. Troy, 9/14/24
Pass Attempts	27 (15 comp.) vs. Northwestern, 10/26/24
Pass Completions	14 (29 att.) vs. Illinois State, 8/31/24
Yards Passing	120 (15-of-27) vs. Northwestern, 10/26/24
Yards Total Offense	163 vs. Northwestern, 10/26/24
Total Plays	47 vs. Troy, 9/14/24
First Downs	10 vs. Troy, 9/14/24

LONGEST PLAYS

Run	75 (TD)	Kaleb Johnson at Michigan State, 10/19/24
Reception	42	Seth Anderson vs. Northwestern, 10/26/24
Field Goal	51	Drew Stevens vs. Washington, 10/12/24
Interception Return	28 (TD)	Jermari Harris vs. Troy, 9/14/24
Fumble Return	--	--
Punt Return	85 (TD)	Kaden Wetjen vs. Northwestern, 10/26/24
Kickoff Return	39	Kaden Wetjen at Michigan State, 10/19/24
Scoring drive	80 (9 plays, 4:24, TD)	vs. Washington, 10/12/24
Non-scoring drive	60 (8 plays, 4:17)	vs. Troy, 9/14/24

CAREER 300-YARD PERFORMANCES

PASSING

CADE MCNAMARA (1)

Date	Opponent	C-A	Yds.	TD	INT
*10/30/21	at Michigan State	28-44	383	2	1

*at Michigan

CAREER 100-YARD PERFORMANCES

RUSHING

KALEB JOHNSON (10)

Date	Opponent	Att.	Yds.	TD
9/17/22	Nevada	7	103	2
11/5/22	at Purdue	22	200	1
11/25/22	Nebraska	16	109	1
10/7/23	Purdue	17	134	1
8/31/24	Illinois State	11	119	2
9/7/24	Iowa State	25	187	2
9/14/24	Troy	25	178	2
9/21/24	Minnesota	25	206	3
10/12/24	Washington	21	166	2
10/26/24	Northwestern	14	109	3

RECEIVING

SETH ANDERSON (1)

Date	Opponent	Rec.	Yds.	TD
*9/3/22	Western Carolina	8	131	2

*at Charleston Southern

CAREER DOUBLE-DIGIT TACKLE GAMES

Name	2020	2021	2022	2023	2024	TOTAL
Nick Jackson	*7	*7	*6	3	2	25
Jay Higgins	--	--	1	10	4	15
Xavier Nwankpa	--	--	--	--	--	1

*at Virginia

CAREER SACKS

Name	2019	2020	2021	2022	2023	2024	TOTAL
Nick Jackson	*0.5	*2.5	*2.5	*5	4	2.5	17.0
Deontae Craig	--	--	1.5	6.5	3	1	12.0
Aaron Graves	--	--	--	2.5	2.5	5	10.0
Max Llewellyn	--	--	--	--	2.5	3.5	6.0
Yahya Black	--	--	--	1	4.5	--	5.5
Jay Higgins	--	--	--	0.5	2	1	3.5
Brian Allen	--	--	--	--	--	3	3.0
Sebastian Castro	--	--	--	1	1	--	2.0
Ethan Hurkett	--	--	--	1	--	2.5	3.5
Kyler Fisher	--	--	--	--	1	--	1.0
Xavier Nwankpa	--	--	--	--	1	--	1.0
Kenneth Merrieweather	--	--	--	--	--	0.5	0.5

*at Virginia

CAREER TACKLES FOR LOSS

Name	2019	2020	2021	2022	2023	2024	TOTAL
Nick Jackson	*1	*6	*6	*7	8	3.5	31.5
Deontae Craig	--	--	3	10	5	1	19.0
Aaron Graves	--	--	--	6	4.5	6	16.5
Ethan Hurkett	--	--	0.5	2	6	5	13.5
Sebastian Castro	--	--	--	3	8	1	12.0
Yahya Black	--	0.5	--	1.5	5.0	3.5	10.5
Max Llewellyn	--	--	--	0.5	2.5	5	8.0
Jay Higgins	--	--	--	1.5	5.0	1	7.5
Brian Allen	--	--	--	--	--	4.5	4.5
Kyler Fisher	--	--	--	--	3.5	0.5	4.0
Jermari Harris	--	--	1.5	--	1	1	3.5
Quinn Schulte	--	--	--	0.5	2.5	--	3.0
Xavier Nwankpa	--	--	--	--	2	--	2.0
Jeremiah Pittman	--	--	--	1	--	1	2.0
Karson Sharar	--	--	--	--	0.5	1	1.5
Jaxon Rexroth	--	--	--	--	--	1	1.0
Kenneth Merrieweather	--	--	--	--	--	0.5	0.5

*at Virginia

CAREER INTERCEPTIONS

Name	2020	2021	2022	2023	2024	TOTAL
Jermari Harris	4	--	1	--	3	8
Quinn Schulte	--	1	1	1	2	5
Sebastian Castro	--	--	--	3	1	4
Jay Higgins	--	--	--	1	3	4
Xavier Nwankpa	--	--	1	1	--	2
Ethan Hurkett	--	--	--	1	--	1
Koen Entringer	--	--	--	--	1	1

IOWA HAD...

RUSHING

30 attempts _____ 30, Tyler Goodson vs. Nebraska, 11/27/20
20 attempts _____ **21, Kaleb Johnson vs. Washington, 10/12/24**
100 yards _____ **109, Kaleb Johnson vs. Northwestern, 10/26/24**
200 yards _____ **206, Kaleb Johnson vs. Minnesota, 9/21/24**
 Team 400 yards _____ 408 vs. Tulsa, 9/13/97
3 TDs _____ **Kaleb Johnson vs. Northwestern, 10/26/24**
 4 TDs _____ Akrum Wadley at Northwestern, 10/17/15
50+ yard rush _____ **75, Kaleb Johnson at Michigan State, 10/19/24**
75+ yard rush _____ **75, Kaleb Johnson at Michigan State, 10/19/24**
 2 100-yard performances _____ 158, LeShun Daniels vs. Nebraska, 11/25/16
 (same game) _____ 105, Akrum Wadley vs. Nebraska, 11/25/16
Four consecutive 100-yard games _____ **Kaleb Johnson, 2024 (ILST, ISU, TROY, MINN)**

PASSING

30-39 attempts _____ **31, Cade McNamara vs. Illinois State, 8/31/24**
 40-49 attempts _____ 43, Nate Stanley vs. Penn State, 10/12/19
 50 attempts _____ 56, Jake Rudock at Maryland, 10/18/14
 30-39 completions _____ 32, Jake Rudock at Maryland, 10/18/14
 300 yards _____ 308, Nate Stanley vs. Illinois, 11/23/19
 400 yards _____ 426, Scott Mullen vs. Indiana, 10/23/99
 Team 400 yards _____ 426 vs. Indiana, 10/23/99
 75+ yard completion _____ 75, Nate Stanley at Wisconsin, 11/9/19
3 TDs _____ **Cade McNamara vs. Illinois State, 8/31/24**
 4 TDs _____ Nate Stanley (6) at Indiana, 10/13/18
 5 TDs _____ Nate Stanley (6) at Indiana, 10/13/18
 6 TDs _____ Nate Stanley at Indiana, 10/13/18
 4 interceptions _____ Spencer Petras vs. Purdue, 10/16/21
 5 interceptions _____ Ricky Stanzl vs. Indiana, 10/31/09

RECEIVING

10+ receptions _____ 13, Kevin Kasper at Ohio State, 10/30/99
 150 yards _____ 151, Marvin McNutt at Purdue, 11/19/11
 200 yards _____ 233, Deven Harberts at Indiana, 10/29/88
 75+ yard reception _____ 75, Tyrone Tracy, Jr., at Wisconsin, 11/9/19
 2 100-yard performances _____ 4-107-2 TD, T.J. Hockenson at Indiana, 10/13/18
 (same game) _____ 4-101-TD, Noah Fant at Indiana, 10/13/18
 3 TDs _____ Marvin McNutt vs. Indiana, 10/22/11
 4 TDs _____ Ed Hinkel vs. Minnesota, 11/19/05
10 or more receivers catch a pass _____ **10 vs. Troy, 9/14/24**

DEFENSIVE

15+ tackles _____ 16, Jay Higgins vs. Tennessee, 1/1/24
3.0+ sacks _____ **3.0, Aaron Graves vs. Illinois State, 8/31/24**
3.0+ TFL _____ **3.0, Aaron Graves vs. Illinois State, 8/31/24**
 4.0+ TFL _____ 4.0, Joe Evans vs. Tennessee, 1/1/24
3+ players with 10+ tackles _____ **Higgins (14), Jackson (11), Nwankpa (10) vs. Washington, 10/12/24**
 Had 6+ sacks _____ 6 vs. Tennessee, 1/1/24
 Had 12+ TFL _____ 12 vs. Purdue, 10/7/23
 Intercepted 5+ passes _____ 6 at Maryland, 10/1/21
 Forced 6+ turnovers _____ 7 (6 INT, 1 Fumble), at Maryland, 10/1/21
Held under 75 yards rushing _____ **43 yards, vs. Northwestern, 10/26/24**
 Held under 100 yards passing _____ 93, vs. Rutgers, 11/11/23
Under 200 yards total offense _____ **163 yards vs. Northwestern, 10/26/24**
Safety scored _____ **Max Llewellyn, sack vs. Northwestern, 10/26/24**
 Forced 2+ safeties _____ vs. South Dakota State, 9/3/22

FIELD GOALS

50 yards _____ **51, Drew Stevens vs. Washington, 10/12/24**
 Made multiple from 50 yards _____ 51, 58, 51, Tim Douglas at Illinois, 9/26/98
4 FG made _____ **Drew Stevens vs. Washington, 10/12/24**
 5 FG made _____ Kyle Schlicher at Minnesota, 11/13/04

TOUCHDOWN RETURNS (Yardage)

Kickoff _____ 100 yards, Charlie Jones vs. Illinois, 11/20/21
 Game-opening kickoff _____ 100 yards, C.J. Jones vs. USC, 1/2/03
Punt _____ **85 yards on PR, Kaden Wetjen vs. Northwestern, 10/26/24**
 Punt (after block) _____ Paki O'Meara vs. Eastern Illinois, 9/4/10
 Two Punts _____ 83 yards, 63 yards, Kevonte Martin-Manley, vs. Western Michigan, 9/21/13
Interception _____ **28 yards, Jermari Harris vs. Troy, 9/14/21**
 2 Interceptions returned for TD (Ind.) _____ 30, 55 yards, Riley Moss vs. Indiana (9/4/21)
 2 interceptions returned for TD (team) _____
 _____ Xavier Nwankpa (52), Cooper DeJean (14) vs. Kentucky, 12/31/22
 Fumble _____ 11, Joe Evans at Ohio State, 10/22/22
 Blocked Field Goal _____ Logan Lee vs. Minnesota, 11/13/21
 Blocked PAT _____ 99 yards, D.J. Johnson at Penn State, 9/28/02

TEAM

Shut out opponent at Kinnick Stadium _____ **40-0, vs. Illinois State, 8/31/24**
 Shut out opponent on the road _____ 21-0, vs. Kentucky, 12/31/22
 Shut out back-to-back opponents _____ 1953, Purdue (26-0) & Minnesota (27-0)
 Won in overtime _____ 44-41 (OT), at Iowa State, 9/9/17
 Blocked a punt _____ Yahya Black at Northwestern, 11/4/23
 Blocked two punts _____ Lukas Van Ness vs. Iowa State, 9/10/22
 Punt blocked and returned for TD _____ Henry Marchese (block), Kyler Fisher (TD), at Nebraska, 11/26/21
Blocked a field goal _____ **Yahya Black vs. Washington, 10/12/24**
 Blocked a PAT _____ D.J. Johnson at Penn State, 9/28/02
 Did not punt _____ vs. Akron, 8/31/02
 Recovered an onside kick _____ 4th quarter vs. Utah State, 9/2/23
Scored a safety: _____ **2nd quarter vs. Northwestern, 10/26/24**
 Scored a 2-point conversion _____ All from McNamara vs. Western Michigan, 9/16/23
 Game-winning field goal _____ Marshall Meeder, 38 yards (0:00), at Nebraska, 11/24/23
Did not commit a penalty _____ **vs. Troy, 9/14/24**
 Did not score an offensive TD and won _____ vs. South Dakota State, 9/3/22
 Scored 50 points _____ 51, at Maryland, 10/1/21
 Scored 60 points _____ 63, at Illinois, 10/17/18
 600 yards of total offense _____ 644, vs. Middle Tennessee State, 9/28/19
 Scored on first play of game _____ Amani Hooker (30-yd. INT return), vs. Ohio State, 11/4/17
 Scored 3 or more non-offensive TDs _____ (2 punts, 2 INTs), vs. Western Michigan, 9/21/13
 Rallied from 20+ points to win _____ Pittsburgh (down 21, won 31-27)

AN OPPONENT HAD...

RUSHING

30+ attempts _____ 39, Mohamed Ibrahim at Minnesota, 11/19/22
 200 yards _____ 39-263, Mohamed Ibrahim at Minnesota, 11/19/22
 Team 400+ yards _____ 433, at Indiana, 9/30/00
 3 TDs _____ Nico Iamaleava vs. Tennessee, 1/1/24
 2 100-yard performances _____ 149, Carlos Hyde at Ohio State, 10/19/13
 (same game) _____ 102, Braxton Miller at Ohio State, 10/19/13

PASSING

40-49 attempts _____ 47, John Paddock vs. Illinois, 11/18/23
 50 attempts _____ 50, Aidan O'Connell at Purdue, 10/24/20
 30-39 completions _____ 32, Cooper Legas vs. Utah State, 9/2/23
 300 yards _____ 300, Evan Simon at Rutgers, 9/24/22
 Team 400 yards _____ 458, at Purdue, 10/15/16
 4 TDs _____ Will Howard at Ohio State, 10/5/24

RECEIVING

10+ receptions _____ 12, Terrell Vaughn vs. Utah State, 9/2/23
 200+ yards _____ 240, David Bell vs. Purdue, 10/16/21
 175-199 yards _____ 197, David Bell vs. Purdue, 10/19/19
 150-174 yards _____ 165, Trey Palmer vs. Nebraska, 11/25/22
 2 TDs _____ Emeka Egbuka at Ohio State, 10/5/24
 3 TDs _____ Emeka Egbuka at Ohio State, 10/5/24
 2 100-yard performances _____ 112, Nicka Marsh at Michigan State, 10/19/24
 (same game) _____ 100, Montorie Foster Jr., at Michigan State, 10/19/24
 10 or more receivers catch a pass _____ 10, vs. Washington, 10/12/24

DEFENSIVE

3+ players with 10+ tackles _____
 _____ Brown, Baranowski, Lindenberg, vs. Minnesota, 9/21/24
 Had 6+ sacks _____ 6 vs. Wisconsin, 11/12/22
 Intercepted 5+ passes _____ 5 vs. Indiana, 10/31/09
 Forced 6+ turnovers _____ 6 (3 INT, 3 Fumbles) at Ohio State, 10/22/22
 Held Iowa under 75 yards rushing _____ 35-24 yards vs. Michigan, 12/2/23
 Held Iowa under 100 yards passing _____ 98 at Ohio State, 10/5/24
 Held Iowa under 200 yards total offense _____ 173 yards vs. Tennessee, 1/1/24
 Safety scored _____ Shareef Miller (TFL) against Akrum Wadley vs. Penn State, 9/23/17

FIELD GOALS

50+ yards _____ 55, Jonathan Kim at Michigan State, 10/19/24
 4 FG made _____ Jonathan Kim (6) at Michigan State, 10/19/24
 3 FG made _____ Jonathan Kim (6) at Michigan State, 10/19/24

TOUCHDOWN RETURNS

Kickoff _____ 100 yards, Will Likely vs. Maryland, 10/31/15
 Punt _____ 72 yards, Drew Wagner vs. Northwestern, 10/26/24
 Punt (after block) _____ 6 yards, Tremaine McCollum vs. Florida, 1/2/06
 Interception _____ Theran Johnson (85 yards) vs. Northwestern, 10/26/24
 Fumble _____ Cal Haladay (42 yards), vs. Michigan State, 9/30/23
 Blocked PAT _____ Jason Simmons (85 yards), at Ohio State, 11/2/91

TEAM

Shut out Iowa at Kinnick Stadium _____ 31-0 vs. Wisconsin, 10/24/98
 Shut out Iowa on the road _____ 31-0 at Penn State, 9/23/23
 Shut out Iowa at a neutral site _____ 35-0 vs. Tennessee, 1/1/24
 Won in overtime _____ at Northwestern, 10/21/17
 Blocked a punt _____ Ike Larsen vs. Utah State, 9/2/23
 Punt blocked and returned for TD _____ Ryan Lewis (block), Pat Amara, Jr., (TD), vs. Pittsburgh, 9/19/15
 Blocked a field goal _____ Nash Hutmacher, at Nebraska, 11/24/23
 Blocked a PAT _____ vs. Illinois, 11/18/23
 Did not punt _____ at Michigan State, 10/19/24
 Recovered an onside kick _____ at Ohio State, 10/19/13
 Scored a safety _____ Shareef Miller (TFL) vs. Penn State, 9/23/17
 Scored a 2-point conversion _____ R. Faison from C. Legas vs. Utah State, 9/2/23
 Game-winning field goal _____ Kyle Konrardy, 54 yards (0:28), vs. Iowa State, 9/7/24
 Did not commit a penalty _____ at Minnesota, 11/19/22
 Did not score an offensive TD and won _____ vs. Minnesota, 10/21/23
 Scored 50 points _____ 54 at Ohio State, 10/22/22
 Scored 60 points _____ 61 at Penn State, 9/17/94
 600 yards of total offense _____ 604 at Wisconsin, 11/13/99
 Scored on first play of game _____ Christian McCaffery (75 rush) vs. Stanford, 1/1/16

2024 IOWA FOOTBALL | STARTERS

OFFENSE	LT	LG	C	RG	RT	QB	RB	TE	WR	WR	TE/WR/RB
Illinois State	Richman	Stephens	Jones	Colby	Dunker	McNamara	Moulton	Lachey	Vander Zee	Gill	Large
Iowa State	Richman	Stephens	Jones	Colby	Dunker	McNamara	Johnson	Lachey	Vander Zee	Gill	Ostrenga
Troy	Richman	Stephens	Jones	Colby	Dunker	McNamara	Johnson	Lachey	Vander Zee	Gill	Washington Jr.
at Minnesota	Richman	Stephens	Jones	Colby	Dunker	McNamara	Johnson	Lachey	Vander Zee	Gill	Ostrenga
at Ohio State	Richman	Stephens	Jones	Colby	Dunker	McNamara	Johnson	Lachey	Vander Zee	Gill	Large
Washington	Richman	Stephens	Jones	Colby	Dunker	McNamara	Johnson	Lachey	Vander Zee	Gill	Ortwerth
at Michigan State	Richman	Elsbury	Jones	Colby	Dunker	McNamara	Johnson	Lachey	Vander Zee	Gill	Anderson
Northwestern	Richman	Elsbury	Jones	Colby	Dunker	McNamara	Johnson	Lachey	Vander Zee	Gil	Ortwerth
Wisconsin											
at UCLA											
at Maryland											
Nebraska											
CONS. STARTS	38	2	10	17	8	8	7	8	8	8	1
CAREER STARTS	47	5	34	44	21	29	18	21	8	10	3
DEFENSE	DE	DT	DT	DE	WLB	MLB	LEO/CASH	CB	CB	SS	FS
Illinois State	Craig	Graves	Black	Hurkett	Jackson	Higgins	Castro	Hall	Harris	Nwankpa	Schulte
Iowa State	Craig	Graves	Black	Hurkett	Jackson	Higgins	Fisher	Hall	Harris	Castro	Schulte
Troy	Craig	Graves	Black	Hurkett	Jackson	Higgins	Castro	Hall	Harris	Nwankpa	Schulte
at Minnesota	Craig	Graves	Black	Hurkett	Jackson	Higgins	Castro	Lee	Harris	Nwankpa	Schulte
at Ohio State	Craig	Graves	Black	Hurkett	Jackson	Higgins	Fisher	Lee	Harris	Castro	Schulte
Washington	Craig	Graves	Black	Hurkett	Jackson	Higgins	Castro	Lee	Harris	Nwankpa	Schulte
at Michigan State	Craig	Graves	Black	Hurkett	Jackson	Higgins	Entringer	Hall	Harris	Nwankpa	Schulte
Northwestern	Craig	Graves	Black	Hurkett	Jackson	Higgins	Castro	Lee	Harris	Nwankpa	Schulte
Wisconsin											
at UCLA											
at Maryland											
Nebraska											
CONS. STARTS	22	8	22	8	22	22	1	1	20	3	35
CAREER STARTS	22	8	22	8	68	24	24	10	26	20	35

STARTS BY POSITION

QUARTERBACKS

Name	Career	'24	'23	'22	'21	'20
Cade McNamara	29	8	5	1	14	1
Brendan Sullivan	8	-	4	4	-	-

RUNNING BACKS

Name	Career	'24	'23	'22	'21	'20
Kaleb Johnson	18	7	5	6	-	-
Kamari Moulton	1	1	--	--	--	--
Jaziun Patterson	1	-	1	-	-	-

FULLBACKS

Name	Career	'24	'23	'22	'21	'20
Hayden Large	4	2	2	-	-	-
Eli Miller	1	-	-	1	-	-

RECEIVERS

Name	Career	'24	'23	'22	'21	'20
Seth Anderson	18	1	8	9	0	-
Jacob Gill	10	8	--	2	--	--
Reece Vander Zee	8	8	--	--	--	--
Alec Wick	2	-	-	2	-	-
Terell Washington Jr.	1	1	--	--	--	--

TIGHT ENDS

Name	Career	'24	'23	'22	'21	'20
Luke Lachey	21	8	3	10	-	-
Zach Ortwerth	3	2	1	-	-	-
Addison Ostrenga	8	2	6	-	-	-
Johnny Pascuzzi	3	-	3	-	-	-

OFFENSIVE LINE

Name	Career	'24	'23	'22	'21	'20
Connor Colby	43	8	12	13	11	-
Nick DeJong	23	-	6	8	11	-
Gennings Dunker	22	8	13	1	-	-
Tyler Elsbury	5	2	1	2	-	-
Logan Jones	34	8	13	13	-	-
Mason Richman	47	8	14	13	12	-
Beau Stephens	16	6	-	10	-	-

DEFENSIVE END

Name	Career	'24	'23	'22	'21	'20
Deontae Craig	22	8	14	-	-	-
Ethan Hurkett	8	8	-	-	-	-

DEFENSIVE LINE

Name	Career	'24	'23	'22	'21	'20
Yahya Black	22	8	14	-	-	-
Aaron Graves	8	8	-	-	-	-

LINEBACKERS

Name	Career	'24	'23	'22	'21	'20	'19
Sebastian Castro	24	5	11	8	-	-	-
Kyler Fisher	5	2	3	-	-	-	-
Jay Higgins	24	8	14	2	-	-	-
Nick Jackson	68	8	14	9	12	10	2

DEFENSIVE BACKS

Name	Career	'24	'23	'22	'21	'20
Sebastian Castro	4	2	2	-	-	-
TJ Hall	4	4	-	-	-	-
Jermari Harris	26	8	12	-	6	0
Deshaun Lee	10	4	6	-	-	-
Xavier Nwankpa	20	6	13	1	-	-
Quinn Schulte	35	8	14	13	-	-

2024 IOWA FOOTBALL | IOWA SCORING DRIVES

Opponent	Plays	Yards	T.O.P.	Result	Qtr.	Play
Illinois State (7)	4	6	1:31	FG	1	Stevens, 41-yarder
	10	49	2:48	FG	2	Stevens, 28-yarder
	7	75	3:28	TD	3	McNamara to Vander Zee, 7 yards
	5	66	2:27	TD	3	McNamara to Gill, 31 yards
	4	61	1:39	TD	4	McNamara to Vander Zee, 19 yards
	4	77	2:04	TD	4	Johnson, 64-yard rush
	5	34	3:11	TD	4	Johnson, 18-yard rush

Iowa Avg. Drive 5.5 52.5 2:39

Iowa State (4)	2	43	0:45	TD	1	Johnson, 27-yard rush
	7	7	2:13	FG	2	Stevens, 23-yarder
	10	77	1:46	FG	2	Stevens, 21-yarder
	7	79	3:55	TD	3	Johnson, 3-yard rush

Iowa Avg. Drive 6.5 51.5 2:09

Troy (5)	7	56	2:51	TD	2	Johnson, 4-yard rush
	6	51	2:44	FG	2	Stevens 42-yarder
	8	70	4:30	TD	3	Sullivan to Ostrenga, 2 yards
	8	75	3:53	TD	4	Johnson, 33-yard rush
	6	71	3:15	TD	4	Patterson, 39-yard rush

Iowa Avg. Drive 7 64.6 3:26

Minnesota (5)	5	38	2:05	TD	1	Johnson, 1-yard rush
	5	67	1:59	TD	3	Johnson, 15-yard rush
	6	73	2:58	TD	3	Johnson, 40-yard rush
	9	34	3:59	FG	3	Steven, 46-yarder
	6	52	3:40	TD	4	Sullivan, 1-yard rush

Iowa Avg. Drive 6 52.8 2:56

Ohio State (1)						
	5	75	2:51	TD	4	Johnson, 28-yard rush

Iowa Avg. Drive 5 75 2:51

Washington (8)	9	80	4:24	TD	1	Johnson, 6-yard rush
	4	0	1:27	FG	2	Stevens, 37-yarder
	5	35	1:40	TD	2	McNamara to Johnson, 18 yards
	4	53	0:24	FG	2	Stevens, 46-yarder
	9	47	4:21	FG	3	Stevens, 25-yarder
	8	61	4:29	TD	4	Johnson, 8-yard rush
	1	33	0:07	TD	4	McNamara to Howard, 33 yards
	4	5	1:32	FG	4	Stevens, 51-yarder

Iowa Avg. Drive 5.5 39.25 2:18

DRIVE ANALYSIS

Distance Length	Iowa		Opponent	
	TD	FG	TD	FG
(minus)	0	0	0	0
0-9	0	4	0	0
10-19	0	0	1	0
20-29	1	0	1	1
30-39	4	1	0	0
40-49	1	1	1	1
50-59	4	2	0	1
60-69	6	1	2	0
70-79	10	1	6	0
80-89	1	0	2	0
90-99	0	0	0	0

GAME OPENING DRIVES

Game	Iowa			Opponent		
	Pts	Plys	Yds	Pts	Plys	Yds
Illinois St.	0	3	4	0	3	1
Iowa St.	0	9	36	0	3	4
Troy	0	8	31	0	3	9
Minnesota	0	3	6	0	6	21
Ohio St.	0	6	16	7	14	88
Washington	0	3	4	0	14	73
Michigan St.	0	3	3	3	8	52
N'western	3	10	62	0	7	43
Wisconsin						
UCLA						
Maryland						
Nebraska						

2ND HALF OPENING DRIVES

Game	Iowa			Opponent		
	Pts	Plys	Yds	Pts	Plys	Yds
Illinois St.	7	7	75	0	3	9
Iowa St.	0	1	0	0	3	2
Troy	0	4	16	0	3	8
Minnesota	7	5	67	0	7	12
Ohio St.	0	1	0	7	9	86
Washington	7	9	47	0	8	52
Michigan St.	7	8	58	7	9	75
N'western	7	7	78	0	3	2
Wisconsin						
UCLA						
Maryland						
Nebraska						

3RD DOWN AND ...

IOWA														OPPONENTS													
Yds	ILL ST.	ISU	TROY	MINN	OSU	WASH	MSU	NW	WIS	UCLA	MARY	NEB	Total	Yds	ILL ST.	ISU	TROY	MINN	OSU	WASH	MSU	NU	WIS	UCLA	MARY	NEB	Total
1-3	6-9	5-7	4-6	4-5	1-1	3-4	1-3	2-3	0-0	0-0	0-0	0-0	26-38	1-3	2-3	2-2	2-4	1-2	5-6	2-4	4-5	1-2	0-0	0-0	0-0	19-28	
4-6	1-3	0-1	1-1	1-3	2-5	1-3	3-4	3-7	0-0	0-0	0-0	0-0	12-27	4-6	1-4	0-6	2-4	4-7	1-2	3-6	1-2	1-3	0-0	0-0	0-0	13-34	
7-9	0-2	0-4	2-4	0-3	2-3	0-0	1-2	1-4	0-0	0-0	0-0	0-0	6-22	7-9	0-2	1-6	0-2	1-3	1-2	0-2	0-2	0-2	0-0	0-0	0-0	3-22	
10-14	0-1	1-4	0-1	2-3	0-2	1-3	0-2	0-2	0-0	0-0	0-0	0-0	3-18	10-14	1-6	0-1	0-1	0-2	0-1	0-2	0-2	0-5	0-0	0-0	0-0	1-19	
15+	0-0	0-1	0-1	0-0	0-1	0-0	0-0	0-0	0-0	0-0	0-0	0-0	0-3	15+	0-0	0-0	0-1	0-0	0-0	0-1	0-2	0-0	0-0	0-0	0-0	0-4	
TOTALS	7-15	6-17	7-13	7-14	5-12	5-10	5-11	6-16	0-0	0-0	0-0	0-0	48-108	TOTALS	4-15	3-15	4-12	6-14	7-11	5-15	5-13	2-12	0-0	0-0	0-0	36-107	

2024 IOWA FOOTBALL | IOWA SCORING DRIVES

Michigan State (3)

8	58	4:59	TD	3	McNamara to Vander Zee, 18 yards
8	69	3:39	TD	3	Sullivan, 1-yard rush
1	75	0:12	TD	4	Johnson, 75-yard rush

Iowa Avg. Drive 5.6 67.3 2:56

Season Avg. (33) 5.8 53.1 2:45

Northwestern (5)

10	62	4:47	FG	1	Stevens, 24-yarder
5	52	0:43	TD	2	Johnson, 26-yard rush
7	78	3:37	TD	3	Sullivan, 6-yard rush
8	64	3:59	TD	3	Johnson, 41-yard rush
1	25	0:07	TD	3	Johnson, 25-yard rush

Iowa Avg. Drive 6.2 40.1 2:38

Season Avg. (33) 5.9 53.5 2:44

LONGEST DRIVES

Plays: 10 plays, 2x, last vs. Iowa State, 9/7/24

Yards: 80 yards (9 plays, 4:24) vs. Washington, 10/12/24

Time of Possession: 4:59 (8 plays, 58 yards) vs. Michigan State, 10/19/24

2024 IOWA FOOTBALL | 20-YARD+ PLAYS

RUSHING

75 (TD)	Kaleb Johnson	Michigan State
64 (TD)	Kaleb Johnson	Illinois State
54	Kaleb Johnson	Iowa State
53	Kaleb Johnson	Washington
41	Kaleb Johnson	Northwestern
40 (TD)	Kaleb Johnson	Minnesota
39 (TD)	Jaziun Patterson	Troy
39	Kaleb Johnson	Troy
37	Kaleb Johnson	Iowa State
33 (TD)	Kaleb Johnson	Troy
33	Kaleb Johnson	Minnesota
30	Brendan Sullivan	Ohio State
29	Kamari Moulton	Troy
28 (TD)	Kaleb Johnson	Ohio State
28	Kaleb Johnson	Ohio State
27 (TD)	Kaleb Johnson	Iowa State
26	Kaleb Johnson	Iowa State
26	Kaleb Johnson	Northwestern
25	Kaleb Johnson	Northwestern
23	Kaleb Johnson	Minnesota
23	Kaleb Johnson	Washington
21	Kaleb Johnson	Minnesota

PASSING

42	McNamara to Anderson	Northwestern
40	Sullivan to Pascuzzi	Northwestern
33 (TD)	McNamara to Howard	Washington
33	McNamara to Wetjen	Troy
31 (TD)	McNamara to Gill	Illinois State
31	McNamara to Ortworth	Illinois State
28	McNamara to Lachey	Michigan State
27	McNamara to Anderson	Washington
22	McNamara to Gill	Ohio State
21	McNamara to Gill	Iowa State
20	McNamara to Ostrenga	Minnesota

PUNT RETURN

85 (TD)	Kaden Wetjen	Northwestern
37	Kaden Wetjen	Washington
23	Kaden Wetjen	Illinois State

KICKOFF RETURN

39	Kaden Wetjen	Michigan State
35	Max White	Iowa State
35	Kaden Wetjen	Michigan State
34	Kaden Wetjen	Iowa State
32	Kaden Wetjen	Troy
28	Kaden Wetjen	Michigan State
26	Kaden Wetjen	Washington
26	Kaden Wetjen	Michigan State
25	Kaden Wetjen	Washington
25	Kaden Wetjen	Northwestern
23	Kaden Wetjen	Washington
22	Kaden Wetjen	Northwestern
21	Kaden Wetjen	Iowa State

INTERCEPTION RETURN

28 (TD)	Jermari Harris	Troy
---------	----------------	------

FUMBLE RETURN

OTHER

BY LENGTH

Yards	No.	TD
20-29	26	5
30-39	16	4
40-49	4	2
50-59	2	0
60-69	1	1
70-79	1	1
80-89	1	1
90+	0	0
TOTAL	51	14

BY PLAY TYPE

Type	No.	TD
Rushing	23	10
Passing	11	2
Punt Returns	3	1
Kick Returns	13	0
Int. Returns	1	1
Fumble Returns	0	0
Other	0	0
TOTAL	51	14

LONGEST PLAYS OF 2024

RUSHING

75 (TD), Kaleb Johnson vs. Michigan State, 10/19/24

RUSHING TOUCHDOWN

75 (TD), Kaleb Johnson vs. Michigan State, 10/19/24

RECEIVING

42, Anderson vs. Northwestern, 10/26/24

RECEIVING TOUCHDOWN

33 (TD), Howard vs. Washington, 10/12/24

PUNT RETURN

85 (TD), Kaden Wetjen vs. Northwestern, 10/26/24

KICK RETURN

39, Kaden Wetjen vs. Michigan State, 10/19/24

INTERCEPTION RETURN

28 (TD), Jermari Harris vs. Troy, 9/14/24

FUMBLE RETURN

--

PUNT

55 at Minnesota, 9/21/24

FIELD GOAL

51, Drew Stevens vs Washington, 10/12/24

GAME-BY-GAME LONGEST PLAYS

IOWA

Yds	Opponent	Player(s)
64	Illinois State	Kaleb Johnson, rush (TD)
54	Iowa State	Kaleb Johnson, rush
39	Troy	Jaziun Paterson, rush (TD)
40	Minnesota	Kaleb Johnson, rush (TD)
30	Ohio State	Brendan Sullivan, rush
53	Washington	Kaleb Johnson, rush
75	Michigan State	Kaleb Johnson, rush (TD)
85	Northwestern	Kaden Wetjen, punt return (TD)

OPPONENT

Yds	Opponent	Player(s)
37	Illinois State	Xavier Loyd, reception
75	Iowa State	Jaylin Noel, reception (TD)
77	Troy	Devonte Ross, punt return (TD)
28	Minnesota	Daniel Jackson, reception
53	Ohio State	Jeremiah Smith, reception
31	Washington	Jonah Coleman, rush
37	Michigan State	Montorie Foster Jr., reception
85	Northwestern	Therun Johnson, interception return (TD)

2024 IOWA FOOTBALL | MISCELLANEOUS STATISTICS

IOWA BIG PLAYS

OPPONENT	Rushing			Passing				Special Teams		
	20-29	30-39	40+	20-29	30-39	40-49	50+	FG BLK	XPT BLK	PUNT BLK
Illinois State	0	0	0	0	2	0	0	0	0	0
Iowa State	2	1	1	1	0	0	0	0	0	0
Troy	1	3	0	0	1	0	0	0	0	0
at Minnesota	3	1	1	0	1	0	0	0	0	0
at Ohio State	2	1	0	1	0	0	0	0	0	0
Washington	1	0	1	1	1	0	0	1	0	0
at Michigan State	0	0	1	1	0	0	0	0	0	0
Northwestern	2	0	1	0	0	2	0	0	0	0
Wisconsin										
at UCLA										
at Maryland										
Nebraska										
TOTALS	11	6	5	4	5	2	0	1	0	0

OPPONENT BIG PLAYS

OPPONENT	Rushing			Passing				Special Teams		
	20-29	30-39	40+	20-29	30-39	40-49	50+	FG BLK	XPT BLK	PUNT BLK
Illinois State	0	0	0	0	1	0	0	0	0	0
Iowa State	0	0	0	2	1	0	1	0	0	0
Troy	0	0	0	1	0	0	2	0	0	0
at Minnesota	0	0	0	3	0	0	0	0	0	0
at Ohio State	1	0	0	2	0	0	1	0	0	0
Washington	0	1	0	3	0	0	0	0	0	0
at Michigan State	1	0	0	3	1	0	0	0	0	0
Northwestern	2	0	0	0	0	0	0	0	0	0
Wisconsin										
at UCLA										
at Maryland										
Nebraska										
TOTALS	4	1	0	14	3	0	4	0	0	0

TURNOVERS FORCED

OPPONENT	Iowa					Opponent			
	FUM	INT	TOT	PTS OFF	MARGIN	FUM	INT	TOT	PTS OFF
Illinois State	2	1	3	3	+3	0	0	0	0
Iowa State	0	1	1	3	-1	0	2	2	7
Troy	0	1	1	7	+1	0	0	0	0
at Minnesota	0	2	2	7	+2	0	0	0	0
at Ohio State	1	1	2	0	-1	2	1	3	21
Washington	1	1	2	6	+2	0	0	0	0
at Michigan State	0	1	1	0	+0	0	1	1	3
Northwestern	1	2	3	7	+2	0	1	0	7
Wisconsin									
at UCLA									
at Maryland									
Nebraska									
TOTALS	5	10	15	32	+8	2	5	6	38

2024 IOWA FOOTBALL | INDIVIDUAL STATISTICS - OFFENSE

#0 JARRIETT BUIE

LAST TIME OUT

1 catch, 14 yards
vs. Northwestern

CAREER HIGHS

Catches: 1, 3X, last vs. Northwestern (10/26/24)
Rec. Yards: 19 vs Troy (9/14/24)
Rec. Long: 19 vs. Troy (9/14/24)

Tackles: 1 at MSU (10/19/24)
Ast: 1 at MSU (10/19/24)

Receiving	No	Yds	Avg	TD	Lng
2023	0	0	---	0	0
2024	3	43	14.3	0	19
Career	3	43	14.3	0	19

Rushing	No	Yds	Avg	TD	Lng
2023	0	0	---	0	0
2024	0	0	---	0	0
Career	0	0	---	0	0

#1 BRENDAN SULLIVAN

LAST TIME OUT

9-of-14, 80 yards; 8 att. 40 yards, 1 TD
vs. Northwestern

CAREER HIGHS

Pass Att: 30 at Iowa (10/29/22)
Pass Comp: 23 at Iowa (10/29/22)
Pass Yards: 265 vs. Maryland (10/28/23)
Pass Long: 66 at Nebraska (10/21/23)
Pass TD: 2, 3X, last vs. Maryland (10/28/23)

Rush Att: 16 vs. Iowa (11/4/23)
Rush Yards: 56 vs. Maryland (10/28/23)
Rush Long: 35 vs. Howard (10/7/23)
Rush TD: 1, 6X, last vs. Northwestern (10/26/24)

Passing	Comp	Att	Pct	Yds	TD	Int	Lng
2022	71	96	.740	589	4	3	46
2023	63	99	.640	714	6	2	66
2024	11	16	.688	94	1	0	40
Career	145	211	.687	1,397	11	5	66

Rushing	No	Yds	Avg	TD	Lng
2022	54	97	1.8	1	15
2023	75	160	2.1	2	35
2024	17	76	4.5	3	30
Career	146	333	2.3	6	35

#2 KALEB JOHNSON

LAST TIME OUT

14 att, 109 yards, 3 TD;
2 catches, 9 yards vs. Northwestern

CAREER HIGHS

Rush Att: 25, 2X, last vs. Troy (9/14/24)
Rush Yards: 206 at Minnesota (9/21/24)
Rush Long: 75, 2X, last at MSU (10/19/24)
Rush TD: 3, 2X, last vs. NW (10/26/24)

Catches: 4 at MSU (10/19/24)
Rec. Yards: 49 at MSU (10/19/24)
Rec. Long: 19 at MSU (10/19/24)
Rec. TD: 1 vs. Washington (10/12/24)

KO Returns: 5 at Ohio State (10/22/22)
KO Yards: 118 at Ohio State (10/22/22)
KO Long: 54 vs. Utah State (9/2/23)

Rushing	No	Yds	Avg	TD	Lng
2022	151	779	5.2	6	75
2023	117	463	4.0	3	67
2024	146	1,144	7.8	16	75
Career	414	2,386	5.8	25	75

Receiving	No	Yds	Avg	TD	Lng
2022	4	27	6.8	0	14
2023	3	25	8.3	0	13
2024	18	111	6.2	1	19
Career	25	163	6.5	1	19

Kick Returns	No	Yds	Avg	TD	Lng
2022	13	325	25.0	0	42
2023	2	77	38.5	0	54
2024	---	---	---	---	---
Career	15	402	26.8	0	54

#5 JACOB GILL

LAST TIME OUT

3 catches, 6 yards
vs. Northwestern

CAREER HIGHS

Catches: 5 vs. Troy (9/14/24)
Rec. Yards: 47, 2X, last vs. Iowa State (9/7/24)
Rec. Long: 47 at Penn State (10/1/22)
TD: 1, 3X, last vs. Illinois State (8/31/24)

Rush Att: 1, 3X, last at MSU (10/19/24)
Rush Yards: 9 at Minnesota (9/21/24)
Rush Long: 9 at Minnesota (9/21/24)

Receiving	No	Yds	Avg	TD	Lng
2021	8	85	10.6	1	31
2022	7	99	14.1	1	47
2023	1	11	11.0	0	11
2024	19	175	9.2	1	31
Career	35	370	10.6	3	47

Rushing	No	Yds	Avg	TD	Lng
2021	0	0	---	0	---
2022	0	0	---	0	---
2023	0	0	---	0	---
2024	3	14	4.7	0	9
Career	3	14	4.7	0	9

#6 SETH ANDERSON

LAST TIME OUT

2 catches, 44 yards; 1 att, -1 yards
vs. Northwestern

CAREER HIGHS

Catches: 8 vs. Western Carolina (9/3/22)
Rec. Yards: 131 vs. Western Carolina (9/3/22)
Rec. Long: 48 vs. Western Carolina (9/3/22)
TD: 2 vs. Western Carolina (9/3/22)

Rush Att: 1, 4X, last vs. Northwestern (10/26/24)
Rush Yards: 30 vs. Western Michigan (9/16/23)

Receiving	No	Yds	Avg	TD	Lng
2021	1	0	0.0	0	0
2022	42	612	14.6	7	48
2023	11	150	13.6	1	36
2024	3	71	23.7	0	42
Career	57	833	14.6	8	48

Rushing	No	Yds	Avg	TD	Lng
2021	0	0	---	0	---
2022	0	0	---	0	---
2023	3	50	16.7	0	30
2024	1	-1	-1.0	0	---
Career	4	49	12.3	0	30

#7 DAYTON HOWARD

LAST TIME OUT

1 catch, 9 yards
vs. Northwestern

CAREER HIGHS

Catches: 1, 3X, last vs. Northwestern (10/26/24)
Rec Yards: 33 vs. Washington (10/12/24)
Rec Long: 33 vs. Washington (10/12/24)

TD: 1 vs. Washington (10/12/24)

Receiving	No	Yds	Avg	TD	Lng
2024	3	50	16.7	1	33
Career	3	50	16.7	1	33

#8 T.J. WASHINGTON, JR.

LAST TIME OUT

3 att, 5 yards
vs. Northwestern

CAREER HIGHS

Rush Att: 6, 2X, last vs. Washington (10/12/24)
Rush Yards: 31 vs. Western Michigan (9/16/23)
Rush Long: 14 vs. Tennessee (1/1/24)

Catches: 1, 2X, last vs. Troy (9/14/24)
Rec. Yards: 5 vs. Troy (9/14/24)
Rec. Long: 5 vs. Troy (9/14/24)

Rushing	No	Yds	Avg	TD	Lng
2023	9	50	5.6	0	14
2024	10	31	3.1	0	9
Career	19	81	4.3	0	14

Receiving	No	Yds	Avg	TD	Lng
2024	2	4	2.0	0	5
Career	2	4	2.0	0	5

#9 JAZIUN PATTERSON

LAST TIME OUT

3 att, 11 yards
vs. Northwestern

CAREER HIGHS

Rush Att: 18 at Minnesota (9/21/24)
Rush Yards: 86 at Iowa State (9/9/23)
Rush Long: 59 at Iowa State (9/9/23)
Rush TD: 1, 3X, last vs. Troy (9/14/24)

Catches: 1, 2X, last vs. Rutgers (11/11/23)
Rec. Yards: 2 vs. Rutgers (11/11/23)
Rec. Long: 2 vs. Rutgers (11/11/23)

Rushing	No	Yds	Avg	TD	Lng
2022	14	47	3.4	0	17
2023	58	206	3.6	2	59
2024	38	171	4.5	1	39
Career	110	424	3.9	3	59

Receiving	No	Yds	Avg	TD	Lng
2022	1	1	1.0	0	1
2023	4	22	5.5	0	18
2024	1	3	3.0	0	3
Career	5	23	4.6	0	18

#11 MARCO LAINEZ

LAST TIME OUT

No Statistics (DNP)
vs. Northwestern

CAREER HIGHS

Pass Att: 7 vs. Tennessee (1/1/24)
Pass Comp: 2 vs. Tennessee (1/1/24)
Pass Yards: 4 vs. Tennessee (1/1/24)
Pass Long: 5 vs. Tennessee (1/1/24)

Rush Att: 6, vs. Tennessee (1/1/24)
Rush Yards: 57 vs. Tennessee (1/1/24)
Rush Long: 16 vs. Tennessee (1/1/24)

Passing	Comp	Att	Pct	Yds	TD	Int	Lng
2023	2	7	.286	4	0	0	5
Career	2	7	.286	4	0	0	5

Rushing	No	Yds	Avg	TD	Lng
2023	6	57	9.5	0	16
Career	6	57	9.5	0	16

2024 IOWA FOOTBALL | INDIVIDUAL STATISTICS - OFFENSE

#12 CADE MCNAMARA

LAST TIME OUT

7-of-13, 73 yards
vs. Northwestern

CAREER HIGHS

Pass Att: 44 at Michigan State (10/30/21)
Pass Comp: 28 at Michigan State (10/30/21)
Pass Yards: 383 at Michigan State (10/30/21)
Pass Long: 93 at Michigan State (10/30/21)
Pass TD: 3 at Penn State (11/13/21)

Rush Att: 4, 2X last at Penn State (9/23/23)
Rush Yards: 23 at Michigan State (10/30/21)
Rush Long: 20 at Michigan State (10/30/21)

Passing	Comp	Att	Pct	Yds	TD	Int	Lng
2019	0	0	.000	0	0	0	0
2020	43	71	.610	425	5	0	46
2021	210	327	.640	2,576	15	6	93
2022	14	25	.560	180	1	1	61
2023	46	90	.511	505	4	3	36
2024	104	172	.605	1,017	6	5	42
Career	417	685	.608	5,191	31	15	93

Rushing	No	Yds	Avg	TD	Lng
2019	0	0	0.0	0	0
2020	5	7	1.4	1	3
2021	37	26	0.7	1	20
2022	4	(-30)	(-7.5)	0	0
2023	12	(-45)	(-3.8)	0	0
2024	13	(-31)	(-2.4)	0	12
Career	66	(-53)	(-0.8)	2	20

#15 REECE VANDER ZEE

LAST TIME OUT

No Statistics
vs. Northwestern

CAREER HIGHS

Catches: 5 vs. Illinois State (8/31/24)
Rec. Yards: 66 vs. Illinois State (8/31/24)
Rec. Long: 19 vs. Illinois State (8/31/24)
TD: 2 vs. Illinois State (8/31/24)

Receiving	No	Yds	Avg	TD	Lng
2024	14	176	12.6	3	19

Rushing	No	Yds	Avg	TD	Lng
2024	0	0	---	0	---

#21 KADEN WETJEN

LAST TIME OUT

4 PR, 111 yards, 1 TD; 3 KR, 65 yards
vs. Northwestern

CAREER HIGHS

KO Returns: 5 at MSU (10/19/24)
Ret. Yards: 145 at MSU (10/19/24)
Ret. Long: 39 at MSU (10/19/24)
Punt Returns: 5 vs. Illinois State (8/31/24)
Ret. Yards: 111 vs. NW (10/26/24)
Ret. Long: 85 vs. NW (10/26/24)
Ret. TD: 1 vs. Northwestern (10/26/24)
Rush Att: 3 vs. Utah St. (9/2/23)
Rush Yards: 22 vs. Utah St. (9/2/23)
Rush Long: 14 vs. Utah St. (9/2/23)
Catches: 1 vs. Troy (9/14/24)
Rec. Yards: 33 vs. Troy (9/14/24)
Rec. Long: 33 vs. Troy (9/14/24)

Receiving	No	Yds	Avg	TD	Lng
2024	1	33	33.0	0	33

Rushing	No	Yds	Avg	TD	Lng
2023	4	20	5.0	0	14
2024	3	26	8.7	0	11
Career	7	46	6.6	0	14

KO Returns	No	Yds	Avg	TD	Lng
2023	14	335	23.9	0	35
2024	17	432	25.4	0	39
Career	31	767	24.7	0	39

Punt Returns	No	Yds	Avg	TD	Lng
2023	7	63	9.0	0	21
2024	19	260	13.7	1	85
Career	26	323	12.4	0	85

#22 MAX WHITE

LAST TIME OUT

4 att, 14 yards
vs. Northwestern

CAREER HIGHS

Rush Att: 4 vs. Northwestern (10/26/24)
Rush Yards: 21 vs. Illinois State (8/31/24)
Rush Long: 17 vs. Illinois State (8/31/24)
Rush TD: 1 vs. Western Michigan (9/16/23)
KO Returns: 1, 3x, last vs. Iowa State (9/7/24)
Ret. Yards: 35 vs. Iowa State (9/7/24)
Ret. Long: 35 vs. Iowa State (9/7/24)

Rushing	No	Yds	Avg	TD	Lng
2023	3	3	1.0	1	3
2024	6	35	5.8	0	17
Career	9	38	4.2	1	17

KO Returns	No	Yds	Avg	TD	Lng
2023	2	29	14.5	0	20
2024	2	46	23.0	0	35
Career	4	75	18.8	0	35

#28 KAMARI MOULTON

LAST TIME OUT

6 att, 24 yards
vs. Northwestern

CAREER HIGHS

Rush Att: 19 vs. Illinois State (8/31/24)
Rush Yards: 65 vs. Illinois State (8/31/24)
Rush Long: 29 vs. Troy (9/14/24)
Rush TD: 2 vs. Western Michigan (9/16/23)
Catches: 1 vs. Troy (9/14/24)
Rec Yards: 12 vs. Troy (9/14/24)
Rec Long: 12 vs. Troy (9/14/24)

Rushing	No	Yds	Avg	TD	Lng
2023	27	93	3.4	2	18
2024	43	186	4.3	0	29
Career	70	279	4.0	2	29

Receiving	No	Yds	Avg	TD	Lng
2024	1	12	12.0	0	12

#48 ZACK ORTWERTH

LAST TIME OUT

3 catches, 14 yards
vs. Northwestern

CAREER HIGHS

Catches: 3 vs. Northwestern (10/26/24)
Rec Yards: 54 vs. Rutgers (11/11/23)
Rec Long: 54 vs. Rutgers (11/11/23)

Receiving	No	Yds	Avg	TD	Lng
2023	1	54	54.0	0	54
2024	6	59	9.8	0	31
Career	7	113	16.1	0	54

#82 JOHNNY PASCUZZI

LAST TIME OUT

1 catch, 40 yards
vs. Northwestern

CAREER HIGHS

Catches: 1, 2X, last vs. Northwestern (10/26/24)
Rec. Yards: 40 vs. Northwestern (10/26/24)
Rec. Long: 40 vs. Northwestern (10/26/24)

Receiving	No	Yds	Avg	TD	Lng
2022	0	0	---	0	0
2023	1	1	1.0	0	1
2024	1	40	40.0	0	40
Career	2	41	20.5	0	40

#85 LUKE LACHEY

LAST TIME OUT

3 catches, 17 yards
vs. Northwestern

CAREER HIGHS

Catches: 7, 2X, last vs. Utah State (9/2/23)
Rec. Yards: 89 vs. Nebraska (11/25/22)
Rec. Long: 35 at Iowa State (9/9/23)
Rec. TD: 1, 4X, last vs. Kentucky (12/31/22)

Receiving	No	Yds	Avg	TD	Lng
2020	0	0	---	0	0
2021	8	133	16.6	0	27
2022	28	398	14.2	4	34
2023	10	131	13.1	0	35
2024	24	209	8.7	0	28
Career	70	871	12.4	4	35

#87 ADDISON OSTRENGA

LAST TIME OUT

No Statistics (Injury)
vs. Northwestern

CAREER HIGHS

Catches: 8 vs. Rutgers (11/11/23)
Rec. Yards: 47 vs. Rutgers (11/11/23)
Rec. Long: 20 at Minnesota (9/21/24)
Rec TD: 1, 3X, last vs. Troy (9/14/24)

Receiving	No	Yds	Avg	TD	Lng
2022	1	6	6.0	0	6
2023	31	192	6.2	2	19
2024	11	63	5.7	1	20
Career	43	261	6.1	3	20

#88 HAYDEN LARGE

LAST TIME OUT

No Statistics
vs. Northwestern

CAREER HIGHS

Catches: 2 at Minnesota (9/21/24)
Rec. Yards: 15 at Northwestern (11/4/23)
Rec. Long: 15 at Northwestern (11/4/23)
Rush Att: 1, 2X, last vs. Troy (9/14/24)
Rush Yards: 2 vs. Iowa State (9/7/24)
Rush Long: 2 vs. Iowa State (9/7/24)

Receiving	No	Yds	Avg	TD	Lng
2023	3	19	6.3	0	15
2024	3	18	6.0	0	10
Career	6	37	6.2	0	15

Rushing	No	Yds	Avg	TD	Lng
2024	2	2	1.0	0	2
Career	2	2	1.0	0	2

2024 IOWA FOOTBALL / INDIVIDUAL STATISTICS - DEFENSE

#1 XAVIER NWANKPA

LAST TIME OUT

No Statistics
vs. Northwestern

CAREER HIGHS

Tackles: 10, vs. Washington (10/12/24)
Solo: 7, 3X, last vs. Washington (10/12/24)
Ast: 3, 3X, last vs. Washington (10/12/24)
TFL: 1, 2X, last at NW (11/4/23)

INT: 1, 2X, last vs. Utah State (9/2/23)
INT TD: 1 vs. Kentucky (12/31/22)
PBU: 1, 2X, last at Iowa State (9/9/23)
QBH: 1, 2x, last vs. Tennessee (1/1/24)

Defense	Solo	Ast	Total	T/Loss	Sacks	Int-Yds-TD	PBU	QBH	FF	RF
2022	11	1	12	0/0	0/0	1-52-1	1	0	0	0
2023	27	15	42	2/1	1/0	1-0-0	2	2	0	0
2024	17	11	28	0/0	0/0	0-0-0	0	0	0	0
Career	55	27	82	2/1	1/0	12-52-1	3	2	0	0

#2 TJ HALL

LAST TIME OUT

1 tackle
vs. Northwestern

CAREER HIGHS

Tackles: 3 vs. Iowa State (9/7/24)
Solo: 2 vs. Iowa State (9/7/24)
Ast: 1, 5X, last at Michigan State (10/19/24)

PBU: 1 vs. Iowa State (9/7/24)
RF: 1 vs. Illinois State (8/31/24)

Defense	Solo	Ast	Total	T/Loss	Sacks	Int-Yds-TD	PBU	FF	RF
2022	3	1	4	0/0	0/0	0-0-0	0	0	0
2023	3	2	5	0/0	0/0	0-0-0	0	0	0
2024	5	3	8	0/0	0/0	0-0-0	1	0	1
Career	11	6	17	0/0	0/0	0-0-0	1	0	1

#3 JAYLEN WATSON

LAST TIME OUT

1 tackle
vs. Northwestern

CAREER HIGHS

Tackles: 2 at Ohio State (10/5/24)
Solo: 1, 2X, last vs. Northwestern (10/26/24)
Ast: 1, 2X, last vs. Washington (10/12/24)

Defense	Solo	Ast	Total	T/Loss	Sacks	Int-Yds-TD	PBU	FF	RF
2024	2	2	4	0/0	0/0	0-0-0	0	0	0
Career	2	2	4	0/0	0/0	0-0-0	0	0	0

#4 KOEN ENTRINGER

LAST TIME OUT

No Statistics
vs. Northwestern

CAREER HIGHS

Tackles: 7 vs. Washington (10/12/24)
Solo: 4, 2X, last vs. Washington (10/12/24)
Ast: 3 vs. Washington (10/12/24)

INT: 1 at MSU (10/19/24)

Defense	Solo	Ast	Total	T/Loss	Sacks	Int-Yds-TD	QBH	PBU	FF	RF
2022	1	0	1	0/0	0/0	0-0-0	0	0	0	0
2023	8	0	8	0/0	0/0	0-0-0	0	0	0	0
2024	9	7	16	0/0	0/0	1-0-0	0	0	0	0
Career	18	7	25	0/0	0/0	1-0-0	0	0	0	0

#6 ZACH LUTMER

LAST TIME OUT

2 tackles
vs. Northwestern

CAREER HIGHS

Tackles: 3 vs. Washington (10/12/24)
Solo: 2 vs. Washington (10/12/24)

Ast: 1 vs. Washington (10/12/24)

Defense	Solo	Ast	Total	T/Loss	Sacks	Int-Yds-TD	QBH	PBU	FF	RF
2024	5	1	6	0/0	0	0-0-0	0	0	0	0

Punt Returns	No	Yds	Avg	TD	Lng
2024	1	(-1)	(-1)	0	---

#7 JOHN NESTOR

LAST TIME OUT

No Statistics (DNP)
vs. Northwestern

CAREER HIGHS

Tackles: 3 at Michigan State (10/19/24)
Solo: 3 at Michigan State (10/19/24)
Ast: 1, 2X, last vs. Washington (10/12/24)

Defense	Solo	Ast	Total	T/Loss	Sacks	Int-Yds-TD	QBH	PBU	FF	RF
2023	2	0	2	0/0	0/0	0-0-0	0	0	0	0
2024	6	3	9	0/0	0/0	0-0-0	0	0	0	0
Career	8	3	11	0/0	0/0	0-0-0	0	0	0	0

#8 DESHAUN LEE

LAST TIME OUT

4 tackles
vs. Northwestern

CAREER HIGHS

Tackles: 9 at Iowa State (9/9/23)
Solo: 5 vs. Michigan (12/2/23)
Ast: 5 at Iowa State (9/9/23)

PBU: 2 at Iowa State (9/9/23)

Defense	Solo	Ast	Total	T/Loss	Sacks	Int-Yds-TD	QBH	PBU	FF	RF
2023	19	13	32	0/0	0/0	0-0-0	0	3	0	0
2024	11	12	23	0/0	0/0	0-0-0	0	1	0	0
Career	30	25	55	0/0	0/0	0-0-0	0	4	0	0

#10 NICK JACKSON

LAST TIME OUT

6 tackles, 0.5 TFL, 1 PBU, 1 QBH
vs. Northwestern

CAREER HIGHS

Tackles: 16, 2X, last at BYU (10/30/21)
Solo: 9, 2X, last vs. Tennessee (1/1/24)
Ast: 10, 3X, last vs. Miami (10/29/22)

TFL: 4 vs. Duke, 10/16/21

Sack: 2 at Georgia Tech (10/20/22)

QBH: 2, 6X, vs. Washington (10/12/24)

PBU: 2, 3X, last at Minnesota (9/21/24)

FF: 1, 3X, last vs. MSU (9/30/23)

Defense	Solo	Ast	Total	T/Loss	Sacks	Int-Yds-TD	QBH	PBU	FF	RF
2019	11	17	28	1	0.5/3	0-0-0	2	0	0	0
2020	55	50	105	6	2.5/17	0-0-0	3	2	1	0
2021	54	63	117	6	2.5/18	0-0-0	6	2	0	0
2022	41	63	104	7	5/30	0-0-0	4	4	0	1
2023	51	59	110	8.0/26	4/16	0-0-0	7	2	2	0
2024	22	34	56	3.5/25	2/17	0-0-0	3	4	0	0
Career	234	286	520	31.5	16.5/101	0-0-0	30	14	3	1

#12 JASON REXROTH

LAST TIME OUT

No Statistics
vs. Northwestern

CAREER HIGHS

Tackles: 2 at Minnesota (9/21/24)
Solo: 1, 2X, last vs. Washington (10/12/24)

Ast: 2 at Minnesota (9/21/24)

TFL: 1 vs. Washington (10/12/24)

FF: 1 at Nebraska (11/24/23)

Defense	Solo	Ast	Total	T/Loss	Sacks	QBH	PBU	FF	RF
2022	0	1	1	0/0	0/0	0	0	0	0
2023	1	2	3	0/0	0/0	0	0	0	1
2024	1	2	3	1/1	0	0	0	0	0
Career	2	5	7	1/1	0/0	0	0	1	0

#16 JAMISON HEINZ

LAST TIME OUT

No Statistics
vs. Northwestern

CAREER HIGHS

Tackles: 6 vs Nebraska (11/25/22)
Solo: 5 vs Nebraska (11/25/22)

Ast: 1 vs Nebraska (11/25/22)

PBU: 1 vs Nebraska (11/25/22)

Defense	Solo	Ast	Total	T/Loss	Sacks	PBU	QBH	FF	RF	Blk
2022	8	1	9	0/0	0/0	1	0	0	0	0
2023	3	0	3	0/0	0/0	0	0	0	0	0
2024	--	--	--	--	--	--	--	--	--	--
Career	11	1	12	0/0	0/0	1	0	0	0	0

#23 LANDYN VAN KEKERIX

LAST TIME OUT

No Statistics
vs. Northwestern

CAREER HIGHS

Tackles: 2 vs. Illinois State (8/31/24)
Solo: 2 vs. Illinois State (8/31/24)

Defense	Solo	Ast	Total	T/Loss	Sacks	PBU	QBH	FF	RF	Blk
2024	2	0	2	0/0	0/0	0	0	0	0	0

2024 IOWA FOOTBALL / INDIVIDUAL STATISTICS - DEFENSE

#26 KAEK KOLARIK

LAST TIME OUT

No Statistics
vs. Northwestern

CAREER HIGHS

Tackles: 1, 2X, last vs. Illinois State (8/31/24)
Solo: 1, 2X, last vs. Illinois State (8/31/24)
Ast: 2 at Minnesota (9/21/24)

Defense	Solo	Ast	Total	T/Loss	Sacks	PBU	QBH	FF	RF	Blk
2023	1	0	1	0/0	0/0	0	0	0	0	0
2024	1	2	3	0/0	0/0	0	0	0	0	0
Career	2	2	4	0/0	0/0	0	0	0	0	0

#27 JERMARI HARRIS

LAST TIME OUT

2 tackles, 1 TFL, 1 PBU
vs. Northwestern

CAREER HIGHS

Tackles: 8 vs. Illinois (11/18/23)
Solo: 8 vs. Illinois (11/18/23)
Ast: 3, 3X, last vs. Washington (10/12/24)
INT: 1, 8X, last vs. Washington (10/12/24)
INT TD: 1 vs. Troy (9/14/24)
TFL: 1.0, 3X, last vs. Northwestern (10/26/24)
PBU: 4 vs. Illinois (11/18/23)

Defense	Solo	Ast	Total	T/Loss	Sacks	Int-Yds	QBH	PBU	FF	RF
2019	2	0	2	0/0	0/0	0-0	0	0	0	0
2020	0	0	0	0/0	0/0	0-0	0	0	0	0
2021	22	12	44	1.5/3	0/0	4-0	0	4	0	0
2023	31	11	42	1/1	0/0	1-0	0	8	0	0
2024	11	8	19	1/4	0/0	3-60	0	6	0	0
Career	66	31	107	3.5/8	0/0	8-60	0	18	0	0

#29 SEBASTIAN CASTRO

LAST TIME OUT

4 tackles
vs. Northwestern

CAREER HIGHS

Tackles: 9 vs. Michigan (12/2/23)
Solo: 7 at Wisconsin (10/14/23)
Ast: 5 vs. Washington (10/12/24)
Sack: 1, 2X, last at NEB (11/24/23)
TFL: 2, 3X, last at NEB (11/24/23)
FF: 1, 5X, vs. Illinois St (8/31/24)
PBU: 2, 2X, last vs. ILL (11/18/23)
INT: 1, 4X, last at Ohio State (10/5/24)
INT TD: 1 at Iowa State (9/9/23)

Defense	Solo	Ast	Total	T/Loss	Sacks	Int-Yds	TD	QBH	PBU	FF
2020	0	0	0	0/0	0/0	0-0-0	0	0	0	0
2021	5	1	6	0/0	0/0	0-0-0	0	1	0	0
2022	22	11	33	3/14	1/10	0-0-0	0	5	3	3
2023	47	20	67	8/16	1/2	3-36-1	1	8	1	1
2024	19	13	32	1/2	0/0	1-0-0	0	1	1	1
Career	93	45	138	12/32	2/12	4-36-1	1	15	5	5

#30 QUINN SCHULTE

LAST TIME OUT

3 tackles, 1 PBU, 1 INT
vs. Northwestern

CAREER HIGHS

Tackles: 9, 2X, last at Illinois (10/8/22)
Solo: 7, 2X, last vs. MSU (9/30/23)
Ast: 6 at Illinois (10/8/22)
TFL: 1.0, 2X, last vs. MSU (9/30/23)
INT: 1, 5X, last vs. Northwestern (10/26/24)
PBU: 4 vs. South Dakota State (9/3/22)
QBH: 1 vs. Wisconsin (11/12/22)

Defense	Solo	Ast	Total	T/Loss	Sacks	Int-Yds	PBU	QBH	FF	RF
2020	3	0	3	0/0	0/0	0-0	0	0	0	0
2021	2	0	2	0/0	0/0	1-42	0	0	0	0
2022	43	28	71	0.5/1	0/0	1-0	6	1	0	0
2023	40	25	65	2.5/9	0/0	1-39	4	0	0	0
2024	21	15	36	0/0	0/0	2-23	3	0	0	0
Career	109	68	177	3.0/10	0/0	5-104	13	1	0	0

#34 JAY HIGGINS

LAST TIME OUT

8 tackles, 1 INT
vs. Northwestern

CAREER HIGHS

Tackles: 18 at Penn State (9/23/23)
Solo: 14 vs. Tennessee (1/1/24)
Ast: 12 vs. Minnesota (10/21/23)
TFL: 2 at Northwestern (11/4/23)
Sack: 1, 2X, last vs. Tennessee (1/1/24)
FR: 1, 4X, last at Ohio State (10/5/24)
INT: 1, 4X, last vs. NW (10/26/24)
PBU: 2 vs. Utah State (9/2/23)
QBH: 1, 6X, vs. Washington (10/12/24)
FF: 1, 2X, last at Ohio State (10/5/24)

Defense	Solo	Ast	Total	T/Loss	Sacks	Int-Yds	PBU	QBH	FF	RF
2020	2	0	2	0/0	0/0	0-0	0	0	0	0
2021	3	2	5	0/0	0/0	0-0	0	0	0	1
2022	20	19	39	1.5/3	0.5/3	0-0	0	0	0	0
2023	79	92	171	5.0/13	2/9	1-0	4	4	1	2
2024	32	52	84	1/5	1/5	3-15	3	2	2	1
Career	136	165	301	7.5/21	3.5/17	4-15	7	5	3	4

#37 KYLER FISHER

LAST TIME OUT

No Statistics (Injury)
vs. Northwestern

CAREER HIGHS

Tackles: 7 at Penn State (9/23/23)
Solo: 5, 2X vs. Iowa State (9/7/24)
Ast: 2, 4X, last at MSU (10/19/24)
TFL: 1, 3X, last vs. Minnesota (10/21/23)
Sack: 1 vs. Minnesota (10/21/23)
PBU: 1, 2X, last vs. Illinois State (8/31/24)
FF: 1 at Wisconsin (10/14/23)
Punt Block TD: 1 at Nebraska (11/26/21)

Defense	Solo	Ast	Total	T/Loss	Sacks	Int-Yds	PBU	QBH	FF	RF
2020	2	0	2	0/0	0/0	0-0	0	0	0	0
2021	3	2	5	0/0	0/0	0-0	0	0	0	0
2022	2	3	5	0/0	0/0	0-0	0	0	0	0
2023	18	8	26	3.5/7	1.0/2	0-0	1	1	1	0
2024	13	7	20	0.5/2	0/0	0-0	1	0	0	0
Career	38	20	58	4/9	1.0/2	0-0	2	1	1	0

#41 JADEN HARRELL

LAST TIME OUT

1 tackle
vs. Northwestern

CAREER HIGHS

Tackles: 2 vs. Washington (10/12/24)
Solo: 1 vs. Illinois State (8/31/24)
Ast: 2 vs. Washington (10/12/24)

Defense	Solo	Ast	Total	T/Loss	Sacks	Int-Yds	PBU	QBH	FF	RF
2023	0	1	1	0/0	0/0	0-0	0	0	0	0
2024	1	4	5	0/0	0/0	0-0	0	0	0	0
Career	1	5	6	0/0	0/0	0-0	0	0	0	0

#42 ZACH TWEDT

LAST TIME OUT

No Statistics
vs. Northwestern

CAREER HIGHS

Tackles: 1 at Minnesota (9/21/24)
Ast: 1 at Minnesota (9/21/24)

Defense	Solo	Ast	Total	T/Loss	Sacks	PBU	QBH	FF	RF	Blk
2024	0	1	1	0/0	0/0	0	0	0	0	0

#43 KARSON SHARAR

LAST TIME OUT

1 tackle, 1 TFL
vs. Northwestern

CAREER HIGHS

Tackles: 5 vs. Washington (10/12/24)
Solo: 2, 4X, last vs. Washington (10/12/24)
Ast: 3 vs. Washington (10/12/24)
TFL: 1 vs. Northwestern (10/26/24)
FR: 1 at Nebraska (11/24/23)

Defense	Solo	Ast	Total	T/Loss	Sacks	Int-Yds	PBU	QBH	FF	RF
2021	0	0	0	0/0	0/0	0-0	0	0	0	0
2022	0	1	1	0/0	0/0	0-0	0	0	0	0
2023	6	2	8	0.5/1	0/0	0-0	0	0	0	1
2024	6	5	11	1/2	00	0-0	0	0	0	0
Career	12	8	20	1.5/3	0/0	0-0	0	0	0	1

#44 KENNETH MERRIWEATHER

LAST TIME OUT

1 tackle, 0.5 TFL, 0.5 sack
vs. Northwestern

CAREER HIGHS

Tackles: 1 vs. Northwestern (10/26/24)
Ast: 1 vs. Northwestern (10/26/24)
TFL: 0.5 vs. Northwestern (10/26/24)
Sack: 0.5 vs. Northwestern (10/26/24)

Defense	Solo	Ast	Total	T/Loss	Sacks	PBU	QBH	FF	RF	Blk
2024	0	1	1	0.5/6	0.5/6	0	0	0	0	0

#45 DEONTAE CRAIG

LAST TIME OUT

3 tackles
vs. Northwestern

CAREER HIGHS

Tackles: 8, 2X, last vs. MINN (10/21/23)
Solo: 3, 3X, last vs. Tennessee (1/1/24)
Ast: 7, 2X, last vs. MINN (10/21/23)
Sacks: 1.5 vs. Wisconsin (11/12/22)
TFL: 3.5 vs. Kentucky (12/31/22)
QBH: 2, 2X, last at Minn (9/21/24)
PBU: 1, 2X, last vs. Utah St. (9/2/23)
FR: 1, 3X, last vs. Kentucky (12/31/22)
FF: 1 at Minnesota (11/19/22)
Punt Blk: 1 vs. Wisconsin (11/12/22)

Defense	Solo	Ast	Total	T/Loss	Sacks	QBH	PBU	RF	FF	Blk
2021	4	10	14	2.5/18	1.5/15	0	0	0	0	0
2022	12	19	31	10/65	6.5/57	3	1	1	3	1
2023	15	36	51	5.0/25	3/22	7	1	0	0	0
2024	9	14	23	1/7	1/7	4	0	0	0	0
Career	40	79	119	18.5/115	12/101	14	2	1	3	1

#48 MAX LLEWELLYN

LAST TIME OUT

1 tackle, 1 TFL, 1 sack, 1 QBH
vs. Northwestern

CAREER HIGHS

Tackles: 5 vs. Tennessee (1/1/24)
Solo: 4 vs. Tennessee (1/1/24)
Ast: 3 at Ohio State (10/5/24)
Sack: 1.0, 4X, last vs. NW (10/26/24)
TFL: 1.5 vs. Illinois State (8/31/24)
QBH: 1, 4X, last vs. Northwestern (10/26/24)
PBU: 1, 3X, last at Minnesota (9/21/24)
FR: 1 vs. Washington (10/12/24)

Defense	Solo	Ast	Total	T/Loss	Sacks	Int-Yds	QBH	PBU	FF	RF
2022	1	2	3	0.5/1	0/0	0-0	1	0	0	0
2023	9	4	13	2.5/23	2.5/23	0-0	1	1	0	0
2024	7	8	15	5/26	3.5/24	0-0	3	3	0	1
Career	17	14	31	7.5/48	5.5/45	0-0	5	4	0	1

2024 IOWA FOOTBALL / INDIVIDUAL STATISTICS - DEFENSE/SPECIALISTS

#49 ETHAN HURKETT

LAST TIME OUT

4 tackles, 1 TFL
vs. Northwestern

CAREER HIGHS

Tackles: 9, 2X, last at NEB (11/24/23) **Sack:** 2 vs. Troy (9/14/24) **INT:** 1 at Nebraska (11/24/23)
Tackles: 2, 2X, last vs Troy (9/14/24) **FF:** 2 vs. Troy (9/14/24)
Solo: 5, 2X, last at NEB (11/24/23) **QBH:** 1, 7X, last vs. Wash. (10/12/24)
Ast: 4, 3X, last vs. Wash. (10/12/24) **RF:** 1 vs. MSU (9/30/23)

Defense	Solo	Ast	Total	T/Loss	Sacks	Int.-Yds.	PBU	QBH	FF	RF
2021	2	2	4	0.5/1	0/0	0-0	0	1	0	0
2022	10	5	15	2/12	1/10	0-0	0	1	0	0
2023	26	26	52	6/8	0/0	1-16	0	3	0	1
2024	16	15	31	5/28	2.5/19	0-0	0	2	2	0
Career	54	48	102	13.5/49	3.5/29	1-16	0	7	2	1

#51 LUKE GAFFNEY

LAST TIME OUT

1 tackle
vs. Northwestern

CAREER HIGHS

Tackles: 1 vs. Northwestern (10/26/24)
Ast: 1 vs. Northwestern (10/26/24)

Defense	Solo	Ast	Total	T/Loss	Sacks	PBU	QBH	FF	RF	Blk
2024	0	1	1	0/0	0/0	0	0	0	0	0

#55 JEREMIAH PITTMAN

LAST TIME OUT

No Statistics
vs. Northwestern

CAREER HIGHS

Tackles: 3, 2X, last at Minnesota (9/21/24) **TFL:** 1 vs. Nevada (9/17/22)
Solo: 2, 4X, last at Minnesota (9/21/24) **RF:** 1 vs. Western Michigan (9/16/23)
Ast: 1, 6X, last at Minnesota (9/21/24) **PBU:** 1 vs. Washington (10/12/24)

Defense	Solo	Ast	Total	T/Loss	Sacks	Int-Yds	QBH	PBU	FF	RF
2022	3	1	4	1/1	0/0	0-0	0	0	0	0
2023	3	3	6	0/0	0/0	0-0	0	0	0	1
2024	7	4	11	0.5/2	0/0	0-0	0	1	0	0
Career	13	8	21	1.5/3	0/0	0-0	0	1	0	1

#57 WILL HUBERT

LAST TIME OUT

1 FR
vs. Northwestern

CAREER HIGHS

Tackles: 2, 2X, last at Minnesota (9/21/24) **FR:** 1 vs. Northwestern (10/26/24)
Solo: 1 vs. Illinois St (8/31/24)
Ast: 2 at Minnesota (9/21/24)

Defense	Solo	Ast	Total	T/Loss	Sacks	Int-Yds	QBH	PBU	FF	RF
2024	1	3	4	0/0	0/0	0-0	0	0	0	1

#90 BRIAN ALLEN

LAST TIME OUT

1 tackle
vs. Northwestern

CAREER HIGHS

Tackles: 4, 2X, last at MSU (10/19/24) **TFL:** 2.5 vs. Troy (9/14/24)
Solo: 3, 2X, last at MSU (10/19/24) **PBU:** 1 vs. Illinois State (8/31/24)
Ast: 1, 5X, last at MSU (10/19/24) **QBH:** 1, 3x, last vs. Washington (10/12/24)
Sack: 1, 3X, last vs. Washington (10/12/24)

Defense	Solo	Ast.	Total	T/Loss	Sacks	QBH	PBU	Blk	RF
2023	0	1	1	0/0	0/0	1	0	0	0
2024	12	4	16	4.5/19	3/14	2	1	0	0
Career	12	5	17	4.5/19	3/14	3	1	0	0

#94 YAHYA BLACK

LAST TIME OUT

3 tackles, 1 TFL
vs. Northwestern

CAREER HIGHS

Tackles: 7 at Penn State (9/23/23) **Sacks:** 1, 4X, last vs. Michigan (12/2/23) **QBH:** 1, 4x, last at MSU (10/19/24)
Solo: 4, at Penn State (9/23/23) **TFL:** 1.5 vs. Troy (9/14/24) **FG Block:** 1, vs. Washington (10/12/24)
Ast: 5 vs. Minnesota (10/21/23) **FF:** 1, 2X, last at Wisconsin (10/14/23)
PBU: 2 vs. Illinois (11/17/23)

Defense	Solo	Ast	Total	T/Loss	Sacks	Int-Yds	QBH	PBU	FF	BLK
2020	1	2	3	0.5/1	0/0	0-0	0	0	0	0
2021	7	11	18	0/0	0/0	0-0	0	2	1	0
2022	3	8	11	1.5/2	1/1	0-0	0	2	0	0
2023	22	29	51	5/27	3.5/21	0-0	2	4	1	0
2024	9	13	22	3.5/6	0/0	0-0	2	2	0	1
Career	42	63	105	10.5/36	4.5/22	0-0	4	10	2	1

#95 AARON GRAVES

LAST TIME OUT

3 tackles, 1 TFL
vs. Northwestern

CAREER HIGHS

Tackles: 6 vs. Minnesota (10/21/23) **TFL:** 3 vs. Illinois State (8/31/24) **QBH:** 1 at Minnesota (9/21/24)
Solo: 4 vs. Illinois State (8/31/24) **Sacks:** 3 vs. Illinois State (8/31/24)
Ast: 6 vs. Minnesota (10/21/23) **FF:** 2 vs. Washington (10/12/24)
PBU: 1, 2X, last vs. Washington (10/12/24)

Defense	Solo	Ast	Total	T/Loss	Sacks	Int-Yds	QBH	PBU	FF	RF
2022	5	9	14	6/25	2.5/14	0-0	0	0	0	0
2023	15	22	37	4.5/26	2/13	0-0	0	1	1	0
2024	9	12	21	6/30	5/26	0-0	2	0	2	0
Career	29	43	72	16.5/81	9.5/53	0-0	2	1	3	0

#97 CADEN CRAWFORD

LAST TIME OUT

No Statistics (DNP)
vs. Northwestern

CAREER HIGHS

Tackles: 2 vs. Illinois State (8/31/24) **Ast:** 1 vs. Illinois State (8/31/24)
Solo: 1 vs. Illinois State (8/31/24) **RF:** 1 vs. Illinois State (8/31/24)

Defense	Solo	Ast	Total	T/Loss	Sacks	Int-Yds	QBH	PBU	FF	RF
2022	0	0	0	0/0	0/0	0-0	0	0	0	0
2024	1	1	2	0/0	0/0	0-0	0	0	0	1
Career	1	1	2	0/0	0/0	0-0	0	0	0	1

#9 RHYS DAKIN

LAST TIME OUT

8 punts, 44.8 avg, long 52, 4 In-20
vs. Northwestern

CAREER HIGHS

Punts: 9 vs. Iowa State (9/7/24)
Yards: 363 vs. Iowa State (9/7/24)
Avg: 58.0 vs. Washington (10/12/24)
Long: 61 vs. Washington (10/12/24)

Punting	No	Yds	Avg	Lng	50+	In-20	TB	FC
2024	42	1,881	44.8	61	11	20	4	21

#18 DREW STEVENS

LAST TIME OUT

5-5 PAT, 1-1 FG
vs. Northwestern

CAREER HIGHS

PAT: 5, 2X, last vs. Northwestern (10/26/24)
PAT Att: 5, 2X, last vs. Northwestern (10/26/24)
FG: 4, 3X, last vs. Washington (10/12/24)
FGA: 4, 4X, last vs. Washington (10/12/24)
Long: 54 vs. Northwestern (10/29/22)

Scoring	FGs	Lng	PATs	Points
2022	16-18	54	24-24	72
2023	18-26	53	19-20	73
2024	11-13	51	26-26	67
Career	45-57	54	68-69	212

Field Goals	1-19	20-29	30-39	40-49	50+	Total	Blk
2022	0-0	7-7	3-3	4-6	2-2	16-18	0
2023	0-0	7-8	5-6	4-8	2-4	18-26	3
2024	0-0	5-5	1-1	4-4	1-3	11-13	--
Career	0-0	19-20	9-10	12-18	5-9	45-57	3

2024 IOWA FOOTBALL | SUPERLATIVES UNDER COACH FERENTZ

MOST POINTS

1.	63 at Illinois	11/17/18
2.	62 vs. North Texas	9/25/15
	62 vs. Northwestern	11/9/02
4.	59 vs. Western Michigan	9/21/13
	59 vs. Northwestern	11/10/01
6.	57 vs. Akron	8/31/02
7.	56 at Nebraska	11/24/17
	56 vs. Ball State	9/3/05
	56 vs. Buffalo	9/6/03

FEWEST POINTS ALLOWED

1.	0 vs. Illinois State	8/31/24
	0 vs. Rutgers	11/11/23
	0 vs. Kentucky	12/31/22
	0 vs. Nevada	9/17/22
	0 at Northwestern	10/26/19
	0 vs. Rutgers	9/7/19
	0 at Illinois	11/17/18
	0 vs. Maryland	10/20/18
	0 at Illinois	11/19/16
	0 vs. Ball State	9/26/10
	0 vs. Minnesota	11/21/09
	0 at Minnesota	11/22/08
	0 vs. Florida International	9/6/08
	0 vs. Syracuse	9/8/07
	0 vs. Ball State	9/3/05
	0 vs. Kent State	9/1/01
	0 vs. Northern Illinois	9/18/99

MOST FIRST DOWNS

1.	30 vs. Middle Tennessee	9/28/19
	30 vs. Kent State	9/1/01
3.	29 at Iowa State	9/9/17
	29 vs. Indiana	9/30/00
	29 vs. Indiana	10/23/99
6.	28 vs. North Texas	9/16/17
	28 at Purdue	11/9/13
	28 vs. Louisiana-Monroe	9/24/11
	28 vs. Ball State	9/26/10
	28 at Indiana	10/11/08
	28 vs. Minnesota	11/19/05
	28 vs. Buffalo	9/6/03

FEWEST FIRST DOWNS ALLOWED

1.	5 vs. Rutgers	9/7/19
	5 vs. Syracuse	9/8/07
3.	6 vs. South Dakota State	9/3/22
	6 vs. Eastern Illinois	9/4/10
	6 at Minnesota	11/22/08
	6 vs. Penn State	10/23/04
7.	7 vs. Rutgers	11/11/23
	7 vs. Maryland	10/20/18
9.	8 vs. Western Michigan	9/16/23
	8 vs. Ball State	9/26/10
	8 vs. Arizona	9/19/09
12.	9 at Purdue	9/27/14
	9 vs. Western Michigan	9/21/13
	9 vs. Georgia Tech	1/5/10
	9 vs. Penn State	10/25/03

MOST RUSHING ATTEMPTS

1.	60 at Iowa State	9/14/13
	60 vs. Kent State	9/4/04
3.	59 vs. North Texas	9/16/17
	59 vs. Northwestern	11/10/01
5.	58 vs. Western Michigan	9/21/13
	58 vs. Missouri State	9/7/13
7.	56 vs. Minnesota	11/16/02
8.	55 at Illinois	11/15/14
9.	53 at Purdue	10/15/16
	53 vs. Minnesota	11/17/01
11.	52 vs. Illinois	11/21/21
	52 vs. Maryland	10/20/18
	52 at Purdue	11/9/13

FEWEST RUSHING ATT., OPPONENT

1.	17 by Maryland	10-1/21
	17 by North Texas	9/16/17
	17 by Miami (Ohio)	9/7/02
4.	18 by USC	12/27/19
	18 by Purdue	10/19/19
6.	19 by Iowa State	9/14/19
	19 by Kent State	9/4/05
8.	20 by Western Michigan	9/21/13
	20 by Michigan State	10/30/10
	20 by Michigan	10/26/02
	20 by Utah State	9/21/02
	20 by Texas Tech	11/29/01

MOST RUSHING YARDS

1.	376 vs. Akron	8/31/02
2.	365 at Purdue	10/15/16
	365 vs. Minnesota	11/16/02
4.	351 vs. Middle Tennessee	9/28/19
5.	318 at Purdue	11/9/13
6.	313 at Nebraska	11/24/17
7.	304 at Illinois	11/15/14
8.	301 vs. Illinois	10/1/05
9.	300 vs. Utah State	9/21/02
10.	298 vs. Missouri State	9/7/13

FEWEST RUSHING YARDS ALLOWED

1.	-13 vs. Kent State	9/4/04
2.	6 vs. Northern Iowa	9/15/18
3.	7 at Minnesota	11/22/08
4.	10 vs. Montana	9/2/06
5.	14 vs. Miami (Ohio)	9/7/02
6.	18 vs. Northwestern	10/29/22
7.	19 vs. Iowa State	9/8/18
	19 vs. Wisconsin	10/12/05
9.	22 vs. USC	12/27/19

MOST PASSES ATTEMPTED

1.	61 vs. Indiana	10/23/99
2.	56 at Maryland	10/18/14
3.	55 vs. Ball State	9/6/14
	55 vs. Florida	1/1/06
5.	50 at Penn State	10/27/18
6.	51 vs. Northwestern	10/31/20
	51 vs. Minnesota	11/20/99
8.	48 vs. Pittsburgh	9/17/11
9.	47 vs. Michigan State	11/12/11
10.	46 vs. Michigan State	10/5/13
	46 vs. Purdue	11/6/04

MOST PASSES COMPLETED

1.	36 vs. Indiana	9/30/99
2.	35 vs. Ball State	9/6/14
3.	32 at Maryland	10/18/14
	32 vs. Florida	1/1/06
5.	31 vs. Northern Iowa	8/30/14
	31 vs. Pittsburgh	9/17/11
7.	30 vs. Indiana	9/30/00
8.	29 vs. Ohio State	10/30/99
9.	28 vs. Minnesota	11/20/99

FEWEST PASSES ATT., OPPONENT

1.	9 by Georgia Tech	1/5/10
2.	10 by Northwestern	10/27/12
3.	13 by Nebraska	9/23/00
	13 by Iowa State	9/11/99
5.	14 by Wisconsin	11/22/14
	14 by Minnesota	11/8/14
	14 by Northwestern	10/26/13
	14 by Nebraska	11/23/12
9.	15 by Minnesota	11/19/22
	15 by Nebraska	9/4/99
11.	16 by Maryland	10/20/18
	16 by Northern Illinois	9/1/12
	16 by Wisconsin	11/13/99

FEWEST PASSES COMP., OPPONENT

1.	2 by Georgia Tech	1/5/10
2.	6 by Maryland	10/20/18
	6 by Northern Illinois	9/1/12
	6 by Iowa State	9/11/99
5.	7 by Rutgers	11/11/23
	7 by Western Michigan	9/16/23
	7 by Minnesota	11/19/22
	7 by LSU	1/1/14
	7 by Indiana	10/11/14
	7 by Northwestern	10/27/12
	7 by Syracuse	9/8/07
	7 by Buffalo	9/6/03
13.	8 by Nebraska	11/23/12
	8 by Ball State	9/26/10
15.	9 by Minnesota	10/28/17
	9 by Northwestern	11/1/14
	9 by Maine	8/30/08
	9 by Penn State	11/13/04
	9 by Minnesota	10/23/04

MOST PASSING YARDS

1.	426 vs. Indiana	10/23/99
2.	399 vs. Pittsburgh	9/17/11
3.	380 vs. Indiana	9/30/00
4.	377 vs. Minnesota	11/19/05
5.	364 at Minnesota	11/18/06
6.	357 vs. Purdue	10/8/05

FEWEST PASSING YARDS ALLOWED

1.	12 vs. Georgia Tech	1/5/10
2.	47 vs. Rutgers	9/7/19
	47 vs. Maryland	10/20/18
4.	54 vs. Northern Illinois	9/1/12
5.	56 vs. Ball State	9/26/10
6.	58 vs. Buffalo	9/6/03
7.	63 vs. Nebraska	11/23/12
8.	72 at Purdue	9/27/14
9.	73 vs. Minnesota	11/20/04
10.	74 vs. Maryland	10/31/15
11.	75 vs. Northwestern	11/1/14
12.	79 vs. Syracuse	9/8/07
13.	81 at Northwestern	11/4/23
14.	82 vs. Nevada	9/17/22
	82 at Illinois	11/17/18

MOST TOTAL OFFENSE

1.	644 vs. Middle Tennessee	9/28/19
2.	613 vs. Minnesota	11/19/05
3.	602 vs. Northwestern	11/10/01
4.	593 vs. Akron	8/31/02
5.	587 at Illinois	11/14/14
6.	562 vs. Ball State	9/26/10
7.	552 vs. Indiana	10/23/99
8.	546 at Minnesota	11/18/06
9.	545 vs. Northern Iowa	9/15/18

FEWEST TOTAL YARDS ALLOWED

1.	103 vs. Syracuse	9/8/07
2.	110 vs. Kent State	9/4/04
3.	112 vs. Ball State	9/26/10
4.	115 vs. Maryland	10/20/18
5.	120 vs. South Dakota State	9/3/22
6.	125 vs. Rutgers	9/7/19
7.	127 vs. Rutgers	11/11/23
8.	134 at Minnesota	11/22/08
9.	144 vs. Montana	9/2/06
	144 vs. Ball State	9/3/05

PUNTING AVERAGE (MIN. OF 4)

1.	53.0 at Northwestern	10/21/17
2.	52.3 at Penn State	9/23/23
3.	51.8 at Purdue	11/5/22
4.	51.6 vs. Illinois	11/18/23
5.	51.5 vs. Western Michigan	9/9/00
6.	51.4 vs. Tennessee	1/1/24
7.	51.1 at Iowa State	9/11/21
8.	51.0 vs. Arizona	9/19/09
9.	50.7 vs. Iowa State	9/10/22
10.	50.6 at Wisconsin	10/14/23
11.	50.4 vs. Michigan	12/2/23
12.	50.2 vs. Penn State	11/4/00
13.	50.0 vs. Kentucky	1/1/22
	50.0 vs. Wisconsin	11/13/99
15.	49.6 vs. Minnesota	9/21/24
16.	49.5 vs. Indiana	9/4/21
17.	49.3 vs. Minnesota	10/21/23
18.	49.2 vs. LSU	1/1/05
	49.2 vs. Troy	9/14/24

MOST TIME OF POSSESSION

1.	41:53 vs. Kent State	9/4/04
2.	40:55 vs. Maryland	10/20/18
3.	40:45 vs. North Texas	9/16/17
4.	39:00 at Maryland	10/1/21
5.	38:42 vs. Northern Illinois	9/1/12
6.	38:27 vs. Michigan	10/26/02
7.	38:22 vs. Rutgers	11/11/23
8.	38:18 vs. Missouri State	9/7/13
9.	38:07 at Indiana	10/11/08
10.	38:03 at Iowa State	9/14/13
11.	37:56 vs. Arizona	9/19/09
12.	37:38 vs. Rutgers	9/7/19
13.	37:37 at Minnesota	11/22/08
14.	37:36 vs. Nebraska	11/28/14

Bold denotes 2024

2024 IOWA FOOTBALL | POSTGAME NOTES & GAME SUMMARY

ILLINOIS STATE (0-1) at #25 IOWA (1-0)

SATURDAY, AUG. 31, 2024 | DUKE SLATER FIELD AT KINNICK STADIUM

	1	2	3	4	FINAL	
Illinois State	0	0	0	0	0	ATTENDANCE: 69,250
#25 Iowa	3	3	13	21	40	TEMPERATURE: 76 degrees, sunny
						TIME OF GAME: 3:10

IOWA NOTES

- The victory is head coach Kirk Ferentz’s 197th career win – two behind Chicago’s Amos Alonzo Stagg for the second-most victories in Big Ten history.
- The Hawkeyes improve to 101-33-2 all-time in season openers, including a 22-4 record under Ferentz.
- Assistant head coach Seth Wallace was the acting head coach with Ferentz serving a one game school-imposed suspension for a recruiting contact violation.

INDIVIDUAL NOTES

- Senior QB Cade McNamara completed 21-of-31 passes for 251 yards and three touchdowns.
- McNamara’s passing yardage is his high as a Hawkeye.
- He is now 18-4 in his career as a starter.
- Junior Kaleb Johnson paced the team with 11 carries for 119 yards and two touchdowns – a 64-yarder and 18-yarder in the fourth quarter.
- It is Johnson’s fifth career 100-yard game and he tied a career-best with two rushing touchdowns.
- The 64-yard rush is the third-longest rush of Johnson’s career (75 at Purdue in 2022; 67 vs. Purdue in 2023).
- It was Johnson’s 10th and 11th career rushing touchdowns.
- Freshman WR Reece Vander Zee finished with five receptions for 66 yards and two touchdowns -- a 7-yarder -- the first of his career – in the third quarter and a 19-yarder early in the fourth.
- Vander Zee is the first Hawkeye true freshman with a receiving touchdown in the season opener since Dominique Douglas vs. Montana in 2006.
- He is the first Hawkeye freshman wideout to have two receiving touchdowns in a game since Ihmir Smith-Marsette at Iowa State in 2017.
- Junior WR Jacob Gill had a 31-yard touchdown in the third quarter. It was his first touchdown as a Hawkeye and the third of his career.
- Gill finished with three receptions for 46 yards.
- Senior TE Luke Lachey led the team with six receptions for 63 yards.
- Iowa’s tight ends combined for 10 catches and 119 yards in the game.
- Sophomore DL Caden Crawford forced his first career fumble in the fourth quarter.
- Senior DB Sebastian Castro had a forced fumble – the fifth of his career – in the first quarter and T.J. Hall recovered, giving Iowa its second forced turnover of the game.
- Junior DL Aaron Graves finished with four tackles, including a career-high three sacks and three tackles for loss.
- Senior DB Jermari Harris had a first-quarter interception – the sixth pick of his Hawkeye career.
- Junior K Drew Stevens went 2-for-2 on field goal attempts in the first half. He connected from 41 yards for Iowa’s first points of the 2024 season in the first quarter before making a 28-yarder just before half.
- WR Reece Vander Zee made his first career start. He is the first true freshman to start since 2022, the first true freshman wide receiver to start since 2021 and the seventh true freshman wide receiver to start in the Kirk Ferentz era.

MISCELLANEOUS

- The Hawkeyes’ offense finished with 492 yards of total offense, including 345 in the second half.
- The total offense is the most in a season opener since finishing with 593 (2002).
- It was the most yards by a Hawkeye offense since 2019 against Middle Tennessee. (644)
- UI’s offensive coordinator, Tim Lester coached the best offensive output in an OC debut since 1979.
- Iowa notched the 17th shutout of the Ferentz era.
- It is the program’s fourth shutout since the start of the 2022 season.
- The Hawkeyes’ defense forced three turnovers, turning the three miscues into three points.
- It is the 29th consecutive game Iowa’s defense has allowed fewer than 400 yards -- the longest active streak nationally.
- The Hawkeyes allowed just 189 yards of total offense. Illinois State was in Iowa territory three times in the game, running eight total plays.
- Iowa’s defense has held seven opponents to 200 yards or less since 2022.

SCORING SUMMARY

- First Quarter**
5:35 - IOWA - Drew Stevens, 41-yard FG (4 plays, 6 yards, 1:31)
- Second Quarter**
1:00 - IOWA - Drew Stevens, 28-yard FG (10 plays, 49 yards, 2:48)
- Third Quarter**
11:32 - IOWA - Reece Vander Zee, 7-yard pass from Cade McNamara (2-pt. conversion failed) (7 plays, 75 yards, 3:28)
7:46 - IOWA - Jacob Gill, 31-yard pass from Cade McNamara (5 plays, 66 yards, 2:27)
- Fourth Quarter**
14:54 - IOWA - Reece Vander Zee, 19-yard pass from Cade McNamara (4 plays, 62 yards, 1:39)
11:09 - IOWA - Kaleb Johnson, 64-yard run (4 plays, 77 yards, 2:04)
5:48 - IOWA - Kaleb Johnson, 18-yard run (5 plays, 34 yards, 3:11)

TEAM STATS

ILLINOIS STATE	TEAM STATS	IOWA
12	First Downs	23
33-56	Rushes-Yards	40-241
133	Passing Yards	251
14-29-1	Com-Att-Int	21-31-0
62-189	Total Offense	71-492
8-41.1	Punts-Avg.	5-39.2
3-2	Fumbles-Lost	1-0
3-28	Penalties-Yards	7-50
25:12	Possession Time	34:48

INDIVIDUAL LEADERS

- RUSHING:**
ISU: Wenkers Wright 9-36; Seth Glatz 7-14
IOWA: Kaleb Johnson 11-119 (2 TD); Kamari Moulton 19-65
- PASSING:**
ISU: Tommy Rittenhouse 10-20, 119 yards, 1 INT; Jake Rubley 2-7, 7 yards; Beckham Pellant, 2-2, 7 yards
IOWA: Cade McNamara 21-31, 251 yards, 3 TDs
- RECEIVING:**
ISU: Xavier Loyd 4-53; Dylan Lord 3-29; Daniel Sobkowicz 2-34
IOWA: Luke Lachey 6-63; Reece Vander Zee 5-66 (2 TD); Jacob Gill 3-46 (1 TD)
- TACKLES:**
ISU: Keondre Jackson 11, Tye Niekamp 9; Jake Anderson 8
IOWA: Jay Higgins 7, Nick Jackson 5, Aaron Graves/Brian Allen/Deontae Craig 4

2024 IOWA FOOTBALL | POSTGAME NOTES & GAME SUMMARY

IOWA STATE (2-0) at #21 IOWA (1-1)

IOWA CORN CY-HAWK SERIES SATURDAY, SEPT. 7, 2024 DUKE SLATER FIELD AT KINNICK STADIUM						ATTENDANCE: 69,250
	1	2	3	4	FINAL	TEMPERATURE: 66 degrees, sunny
Iowa State	0	0	14	6	20	TIME OF GAME: 3:29
#21 Iowa	7	6	6	0	19	

IOWA NOTES

• The last seven meetings in the series have been decided by 10 points or less.

INDIVIDUAL NOTES

- Junior Kaleb Johnson recorded his second straight and sixth career 100-yard game, finishing with 187 yards on 25 attempts with two touchdowns, tying a career high.
- He is the first player to have 100 yards in the first two games of the season since 2017 (Akrum Wadley) and the first Hawkeye since 2021 (Tyler Goodson) to have back-to-back 100-yard games.
- Johnson is the first player to have two touchdowns in consecutive games since Goodson in 2020.
- He is the first Hawkeye to reach 100 yards against Iowa State since Akrum Wadley in 2017 (118 yards) and his rushing yards are the most by an Iowa player in the series since Tavian Banks had 182 in 1996.
- He had a 27-yard touchdown run in the first quarter. It was his second 25+ yard touchdown rush of the season.
- Johnson had rushes of 26, 27, 37 and 54 yards in the game.
- He has five runs of 25+ yards this season and two of 50+ yards in 2024
- Johnson has four touchdowns this season and 13 for his career.
- Johnson had 105 yards in the first half (his second career game with 100+ yards in the first half).
- Senior QB Cade McNamara completed 13-of-29 passes for 99 yards and two interceptions.
- He is now 18-5 in his career as a starter.
- Senior LB Jay Higgins led the team with 11 tackles (6 solo) for his first double-digit tackle game of the season. He also had an interception and a forced fumble.
- Higgins has 12 career games with 10 or more tackles.
- He had a first quarter interception – the second of his career – to force the game’s first turnover. He returned the pick five yards to the ISU 12.
- Junior K Drew Stevens made two field goals from 23 and 21 yards in the second quarter. He is 4-for-4 in field goal attempts this season.

MISCELLANEOUS

- Iowa shut out Iowa State in the first half – the first time the Cyclones have had a scoreless opening half since 2013.
- The Hawkeyes held their opponents scoreless for the first 96:52 minutes of the 2024 season.
- The Hawkeyes’ defense forced one turnover, turning the miscue into three points.
- Iowa has a 4-2 advantage in turnovers this season.
- It marks the first time since 2015 Iowa has ran for 200 yards against the Cyclones.
- It also marks the first time that the Hawkeyes have rushed for 200+ yards in back-to-back games since 2020.
- It is the 29th consecutive game Iowa’s defense has allowed fewer than 400 yards -- the longest active streak nationally.

SCORING SUMMARY

First Quarter

6:29 - IOWA - Kaleb Johnson, 27-yard run (2 plays, 43 yards, 0:45)

Second Quarter

13:38 - IOWA - Drew Stevens, 23-yard FG (7 plays, 7 yards, 2:13)

1:11 - IOWA - Drew Stevens, 21-yard FG (10 plays, 77 yards, 1:46)

Third Quarter

8:48 - ISU - Jayden Higgins, 3-yard pass from Rocco Becht (9 plays, 75 yards, 4:32)

4:47 - IOWA - Kaleb Johnson, 3-yard run (7 plays, 79 yards, 3:55)

4:36 - ISU - Jaylin Noel, 75-yard pass from Rocco Becht (1 plays, 75 yards, 0:11)

Fourth Quarter

11:32 - ISU - Kyle Konrardy, 46-yard FG (5 plays, 23 yards, 1:59)

0:28 - ISU - Kyle Konrardy, 54-yard FG (5 plays, 42 yards, 0:28)

TEAM STATS

IOWA STATE	TEAM STATS	IOWA
15	First Downs	16
28-89	Rushes-Yards	38-204
272	Passing Yards	99
23-36-1	Com-Att-Int	13-29-2
64-361	Total Offense	67-303
9-42.7	Punts-Avg.	9-40.3
1-0	Fumbles-Lost	0-0
7-36	Penalties-Yards	3-35
30:10	Possession Time	29:50

INDIVIDUAL LEADERS

RUSHING:

ISU: Abu Sama 17-59; Jaylon Jackson 5-26

IOWA: Kaleb Johnson 25-187, 2 TDs; Kamari Moulton 7-16

PASSING:

ISU: Rocco Becht 23-35, 2 TDs, 1 INT

IOWA: Cade McNamara 13-29, 2 INTs

RECEIVING:

ISU: Jayden Higgins 8-68, 1 TD; Jaylin Noel 5-133, 1 TD; Stevo Klotz 2-34

IOWA: Jacob Gill 4-47; Kaleb Johnson 3-9

TACKLES:

ISU: Malik Verdon 13, Kooper Ebel/Beau Freyler/Jacob Ellis 6

IOWA: Jay Higgins 11, Nick Jackson 8; Kyler Fisher 6

2024 IOWA FOOTBALL | POSTGAME NOTES & GAME SUMMARY

TROY (0-3) at (RV) IOWA (2-1)

SATURDAY, SEPT. 14, 2024 | DUKE SLATER FIELD AT KINNICK STADIUM

	1	2	3	4	FINAL	
Troy	0	14	7	0	21	ATTENDANCE: 69,250
Iowa	0	10	14	14	38	TEMPERATURE: 82 degrees, cloudy
						TIME OF GAME: 3:04

IOWA NOTES

- The victory is head coach Kirk Ferentz’s 198th win as a member of the Big Ten Conference, moving him one win behind Chicago’s Amos Alonzo Stagg for second place all-time.
- Junior Kaleb Johnson recorded his third straight and seventh career 100-yard game, finishing with 173 yards on 25 attempts with two touchdowns.
- He rushed for 100 yards in the first half for a second straight game and for the third time in his career.
- Johnson is the first Hawkeye running back since Jordan Canzeri in 2015 to rush for 100+ yards in three consecutive games.
- His seven career 100 yard games are tied for the 15th-most in program history (Canzeri).
- Johnson had a 5-yard touchdown run in the second quarter and a 33-yard TD run in the fourth – his fifth and sixth touchdowns of the season.
- The six touchdowns are the most by a Hawkeye running back since he had six touchdowns in 2022.
- Johnson two 25+ yard runs – his sixth and seventh this season. He has three touchdown runs of 25+ yards this season.
- The last Hawkeye to have two or more touchdowns in three straight games was LeShun Daniels, Jr., in 2015 (at Indiana, vs. Minnesota, vs. Purdue).
- Redshirt freshman Kamari Moulton had a career-best 29-yard rush in the second quarter and RB Jaziun Patterson had a 39-yard touchdown run in the fourth quarter.
- It was Patterson’s first touchdown of the season and third of his career. He had eight carries for 72 yards in the game in his first action of the season.
- Iowa has nine 25+ yard rushes this season, including four 25+ plus yard touchdowns.
- QB Cade McNamara completed 19-of-23 attempts for 176 yards, completing passes to 10 different players. His 82.6 completion percentage is his highest as a Hawkeye.
- McNamara improves to 19-5 as a starting QB in his collegiate career.
- Back-up QB Brendan Sullivan had a 2-yard touchdown pass to TE Addison Ostrenga in the third quarter. It was Sullivan’s first completion and touchdown as a Hawkeye (11th career touchdown pass).
- TE Addison Ostrenga’s 2-yard touchdown reception was his first of the season (first TD by a Hawkeye tight end) and third of his career.
- Redshirt freshman WR Jarriett Buie (19 yards), senior WR Kaden Wetjen (33 yards) and RB Kamari Moulton (12 yards) had the first receptions of their careers.
- DB Jermari Harris had his second interception of the season (seventh pick of his career) and he returned it 28 yards for a pick 6 in the third quarter.
- DE Ethan Hurkett had a career-high two sacks and two forced fumbles. It was his first sack since 2022 and his first two career forced fumbles.
- DE Brian Allen had a career-high 2.5 tackles for loss.
- Junior Drew Stevens connected on a season-long 42-yard field goal in the second quarter.
- Stevens is 5-for-5 in field goal attempts this season.
- Punter Rhys Dakin had four punts for 197 yards for a 49.3 yard average – the best of his career. He had three punts of 50+ yards and one downed inside the 20.

MISCELLANEOUS

- The Hawkeyes had a Jermari Harris pick six in the third quarter, marking the 17th straight season Iowa has had an interception returned for a touchdown. It is the longest active streak in the nation.
- Iowa’s rushing attack churned out 200+ yards for the third consecutive game. The last time the unit had 200+ in three straight games came during the 2013 season (5 straight to open the season).
- Iowa’s 284-yard effort on the ground was the most since 2019 (Middle Tennessee).
- The Hawkeye defense allowed 24 rushing yards – the fewest since allowing 18 yards against Northwestern in 2022.
- Iowa didn’t have a penalty in the game for the third game since the start of the 2023 season and for the fourth time in the team’s last 20 games. Since 1970, Iowa has 10 games where it hasn’t committed a penalty.
- The Hawkeyes’ defense forced one turnover against Troy, turning the miscue into seven points.
- Iowa has a 5-2 advantage in turnovers this season.
- It is the 31st consecutive game Iowa’s defense has allowed fewer than 400 yards -- the longest active streak nationally.

SCORING SUMMARY

- Second Quarter**
11:12 - IOWA - Kaleb Johnson, 4-yard run (7 plays, 56 yards, 2:51)
9:08 - TROY- Devonte Ross, 63-yard pass from Matthew Caldwell (4 plays, 75 yards, 2:04)
6:24 - IOWA - Drew Stevens, 42-yard FG (6 plays, 51 yards, 2:44)
1:00 - TROY - Devonte Ross, 77-yard punt return (0:11)
- Third Quarter**
6:44 - IOWA - Addison Ostrenga 2-yard pass from Brendan Sullivan (8 plays, 70 yards, 4:30)
2:30 - IOWA - Jermari Harris, 28-yard interception return
0:38 - TROY - Devonte Ross, 62-yard pass from Tucker Kilcrease (3 plays, 75 yards, 3:53)
- Fourth Quarter**
12:05 - IOWA - Kaleb Johnson, 33-yard run (8 plays, 75 yards, 3:53)
6:01 - IOWA - Jaziun Patterson, 39-yard run (6 plays, 71 yards, 3:15)

TEAM STATS

TROY	TEAM STATS	IOWA
10	First Downs	25
21-24	Rushes-Yards	45-284
229	Passing Yards	178
16-26-1	Com-Att-Int	20-24-0
47-253	Total Offense	69-462
8-40.1	Punts-Avg.	4-197
2-0	Fumbles-Lost	1-0
6-39	Penalties-Yards	0-0
23:41	Possession Time	36:19

INDIVIDUAL LEADERS

- RUSHING:**
TROY: Damien Taylor 7-20, Tucker Kilcrease 5-14
IOWA: Kaleb Johnson 25-173, 2 TD; Jaziun Patterson 8-72, 1 TD
- PASSING:**
TROY: Matthew Caldwell 14-21, 156 yards, 1 TD, 1 INT; Tucker Kilcrease 2-5, 73 yards, 1 TD
IOWA: Cade McNamara 19-23, 176 yards; Brendan Sullivan, 1-1, 2 yards, 1 TD
- RECEIVING:**
TROY: Ethan Conner 6-50; Devonte Ross 5-142, 2 TD
IOWA: Jacob Gill 5-44, Addison Ostrenga 5-9, 1 TD; Luke Lachey 3-25
- TACKLES:**
TROY: Jordan Stinger 12, Brendan Jackson 7, Damaje Yancey/Ian Conerly-Goodly/Kam Curry 6
IOWA: Jay Higgins 7, Sebastian Castro 6, Ethan Hurkett/Yahya Black/Nick Jackson 4

2024 IOWA FOOTBALL | POSTGAME NOTES & GAME SUMMARY

(RV) IOWA (3-1, 1-0) at MINNESOTA (2-2, 0-1)

SATURDAY, SEPT. 21, 2024 HUNTINGTON BANK STADIUM						ATTENDANCE: 52,048
	1	2	3	4	FINAL	TEMPERATURE: 78 degrees, sunny
Iowa	7	0	17	7	31	TIME OF GAME: 3:17
Minnesota	0	14	0	0	14	

IOWA NOTES

- The victory is head coach Kirk Ferentz's 199th win as a member of the Big Ten Conference, tying him with Chicago's Amos Alonzo Stagg for second place all-time.
- Iowa has won five straight over the Gophers in Minneapolis and nine of the last 10 meetings overall.
- The Hawkeyes are 28-10 in their last 38 rivalry trophy games and 9-4 in their last 13 Big Ten openers.

INDIVIDUAL NOTES

- Junior Kaleb Johnson notched his second career 200-yard game and fourth consecutive 100-yard game, finishing with a career-high 206 yards on 21 attempts with a career-high three touchdowns -- a 1-yarder in the first and 15 and 40-yards in the third.
- He is the first Hawkeye with three TDs in a game since Tyler Goodson in 2021.
- Johnson had runs of 23, 21, 24, 40 and 33 yards in the game -- his eighth, ninth, 10th, 11th and 12th rushes of 20+ yards this season. He has four TD runs of 25+ yards this season.
- He is the first Hawkeye to post four straight 100 yard games since Mark Weisman in 2012.
- Johnson now has eight career 100-yard games, which are tied for the 12th most in program history.
- He has two touchdowns in four consecutive games -- a first for a Hawkeye since Mark Weisman in 2014 (5 straight games).
- He is the first Iowa RB with two or more touchdowns in the first four games of the season since Tavian Banks in 1997 (12 touchdowns).
- His nine touchdowns are the most by an Iowa RB since Mekhi Sargent in 2018.
- Junior QB Brendan Sullivan had a 1-yard touchdown run in the fourth quarter -- his first rushing touchdown as a Hawkeye (fourth career).
- QB Cade McNamara completed 11-of-19 attempts for 62 yards to improve to 20-5 as a starter.
- Senior LB Jay Higgins had a first quarter interception to set up Iowa's first touchdown drive. It was his second interception of the season and third of his career.
- Higgins also had nine tackles -- which led the team. (He has led or tied for the team lead in tackles in all four games this season).
- Graduate DB Quinn Schulte had a fourth quarter interception -- his first of the season and fourth of his career.
- Sophomore DB Deshaun Lee made his first start of the season, where he finished with eight tackles which was one short of tying his career best.
- Junior K Drew Stevens connected on a 46-yard field goal in the third quarter -- a season long.
- Stevens is 6-for-6 in field goal attempts this season, including 3-for-3 from 40+.
- Freshman Rhys Dakin had five punts for 248 yards (49.6 average), including a career-long 55-yarder in the second quarter.
- Three of his punts were downed inside the 20 and two traveled 50+ yards.

MISCELLANEOUS

- Iowa's rushing attack churned out 272 yards against Minnesota -- tying for the most against the Gophers since 2015.
- The yardage was the most allowed by the Gophers this season; Minnesota entered the game allowing 74.3 rushing yards per game.
- It is the first time Iowa has rushed for 200+ yards in four straight games since 2013 (five straight to open the season).
- Iowa scored on its first four offensive possessions in the second half -- three touchdowns, one field goal.
- The Hawkeyes have come-from-behind in the second half to win its last two games (trailed 14-10 vs. Troy; 14-7 at Minnesota).
- Iowa had an interception in the first and fourth quarters -- its fourth and fifth of the season -- and turned it into seven points.
- The Hawkeyes have a 7-2 advantage in turnovers this season, where they have turned the miscues into 19 points.
- The Hawkeye defense allowed 79 rushing yards to Minnesota -- the fourth straight opponent under 100 yards.
- It is the 32nd consecutive game Iowa's defense has allowed fewer than 400 yards -- the longest active streak nationally.

SCORING SUMMARY

First Quarter

8:03 - IOWA - Kaleb Johnson, 1-yard run (5 plays, 38 yards, 2:05)

Second Quarter

4:20 - MINN - Jameson Geers, 3-yard pass from Max Brosmer (7 plays, 64 yards, 4:32)
0:21 - MINN - Elijah Spencer, 11-yard pass from Max Brosmer (8 plays, 68 yards, 2:24)

Third Quarter

12:56 - IOWA - Kaleb Johnson, 15-yard run (5 plays, 67 yards, 1:59)
5:43 - IOWA - Kaleb Johnson, 40-yard run (6 plays, 73 yards, 2:58)
0:43 - IOWA - Drew Stevens, 46-yard field goal (9 plays, 34 yards, 3:59)

Fourth Quarter

11:13 - IOWA - Brendan Sullivan, 1-yard run (6 plays, 52 yards, 3:40)

TEAM STATS

IOWA	TEAM STATS	MINN
18	First Downs	15
45-272	Rushes-Yards	58-288
62	Passing Yards	209
11-19-0	Com-Att-Int	22-37-2
64-334	Total Offense	58-288
5-49.6	Punts-Avg.	7-41.4
0-0	Fumbles-Lost	0-0
1-10	Penalties-Yards	5-35
31:43	Possession Time	28:17

INDIVIDUAL LEADERS

RUSHING:

IOWA: Kaleb Johnson 21-206, 3 TD; Jaziun Patterson 18-66
MINN: Darius Taylor 10-34; Marcus Major 5-33

PASSING:

IOWA: Cade McNamara 11-19, 62 yards
MINN: Max Brosmer 22-37, 209 yards, 2 TD, 2 INT

RECEIVING:

IOWA: Luke Lachey 3-9; Addison Ostrenga 2-20; Hayden Large 2-8
MINN: Daniel Jackson 9-112; Marcus Major 4-13, Jameson Geers 3-9, 1 TD

TACKLES:

IOWA: Jay Higgins 9, Deshaun Lee 8, Nick Jackson 8
MINN: Kerry Brown 11, Cody Lindenberg 10, Maverick Baranowski 10

2024 IOWA FOOTBALL | POSTGAME NOTES & GAME SUMMARY

(RV) IOWA (3-2, 1-1) at #3 OHIO STATE (5-0, 2-0)

SATURDAY, OCT. 5, 2024 OHIO STADIUM						ATTENDANCE: 105,135
	1	2	3	4	FINAL	TEMPERATURE: 76 degrees, sunny
Iowa	0	0	0	7	7	TIME OF GAME: 2:58
Ohio State	7	0	21	7	35	

IOWA NOTES

INDIVIDUAL NOTES

- RB Kaleb Johnson finished with 86 yards on 15 attempts with one touchdown – a 28-yarder in the fourth quarter. It was the first time this season Johnson has been held under 100 yards.
- He had two 28-yard rushes in the game, his 13th and 14th 20+ yard rushes of the season.
- Johnson has five touchdown rushes of 25 yards this season.
- Johnson eclipsed the 2,000 career rushing yards in the game, becoming the 17th player in program history to reach the milestone.
- TE Luke Lachey had a team-high five catches for 39 yards.
- LB Jay Higgins finished with 14 tackles, one sack, one TFL and a forced fumble and fumble recovery.
- It was his second double-digit tackle game of the season and 13th such game of his career. He has led or tied for the team lead in tackles in all five games.
- Higgins had a forced fumble and fumble recovery in the second quarter. It was his second career forced fumble and fourth fumble recovery.
- DB Sebastian Castro had a second-quarter interception – his first of the season and fourth of his career.

MISCELLANEOUS

- Iowa’s defense forced two second quarter turnovers – a Jay Higgins forced and recovered fumble and a Sebastian Castro interception.
- The unit has nine forced turnovers (six interceptions, three fumble recoveries) this season and Iowa has a 9-5 advantage in turnovers on the year.
- Ohio State finished with 412 yards of total offense, ending the Hawkeyes’ streak of 32 consecutive games of allowing 400 or fewer yards. It was the longest active streak in the nation.

SCORING SUMMARY

First Quarter

3:41 - OSU - Emeka Egbuka, 14-yard pass from Will Howard (14 plays, 88 yards, 7:36)

Third Quarter

9:34 - OSU - Jeremiah Smith, 4-yard pass from Will Howard (9 plays, 86 yards, 5:17)

7:59 - OSU - Will Howard, 4-yard run (3 plays, 19 yards, 1:22)

0:13 - OSU - Emeka Egbuka, 15-yard pass from Will Howard (6 plays, 40 yards, 3:40)

Fourth Quarter

10:58 - OSU - Emeka Egbuka, 3-yard pass from Will Howard (7 plays, 27 yards, 3:54)

8:07 - IOWA - Kaleb Johnson, 28-yard run (5 plays, 75 yards, 2:51)

TEAM STATS

IOWA	TEAM STATS	OSU
10	First Downs	21
27-116	Rushes-Yards	40-203
110	Passing Yards	209
15-21-1	Com-Att-Int	21-25-1
48-226	Total Offense	65-412
5-43.8	Punts-Avg.	2-38.5
4-2	Fumbles-Lost	2-1
1-5	Penalties-Yards	1-10
25:14	Possession Time	34:46

INDIVIDUAL LEADERS

RUSHING:

IOWA: Kaleb Johnson 15-86, 1 TD; Brendan Sullivan 2-27

OSU: Quinshon Judkins 13-78; TreVeyon Henderson 11-61

PASSING:

IOWA: Cade McNamara 14-20, 98 yards, 1 INT; Brendan Sullivan 1-1, 12 yards

OSU: Will Howard 21-25 209 yards, 4 TDs, 1 INT

RECEIVING:

IOWA: Luke Lachey 5-39; Reece Vander Zee 3 29; Jacob Gill 3-24

OSU: Emeka Egbuka 9-71, 3 TDs; Jeremiah Smith 4-89; Brandon Inniss 3-29

TACKLES:

IOWA: Jay Higgins 14, Quinn Schulte 8, Deshaun Lee 7

OSU: Sonny Styles 7, Cody Simon 6, Ty Hamilton 5

2024 IOWA FOOTBALL | POSTGAME NOTES & GAME SUMMARY

(RV) WASHINGTON (4-3, 2-2) at (RV) IOWA (4-2, 2-1)

SATURDAY, OCT. 12, 2024 KINNICK STADIUM						ATTENDANCE: 69,250
	1	2	3	4	FINAL	TEMPERATURE: 70 degrees, sunny
Washington	0	10	0	6	16	TIME OF GAME: 3:25
Iowa	7	13	3	17	40	

IOWA NOTES

The victory is head coach Kirk Ferentz's 200th career win as a member of the Big Ten Conference, moving him into sole possession of second place in league history. He trails only Ohio State's Woody Hayes' 205 wins.

INDIVIDUAL NOTES

- RB Kaleb Johnson finished with 166 yards on 21 attempts, including two touchdowns -- a 6-yard touchdown in the first quarter and 8-yarder in the fourth quarter.
- It is Johnson's fifth game with two or more rushing touchdowns this season.
- He also had an 18-yard receiving TD in the second quarter -- the first of his career.
- It is his second three TD game this season (at Minnesota). He is the first Hawkeye running back since 2012 (Mark Weisman) to have multiple three TD games.
- Johnson's 100-yard game is his fifth in six games this season and the ninth of his career.
- His five 100-yard games are tied for the 10th most in a single season in program history and his nine career 100 yard games are tied for the eighth-most all-time.
- He had a 53-yard rush in the second quarter -- his third-longest rush of the season -- and a 23-yarder in the third quarter. He has 16 20+ rushes on the year.
- Johnson has 12 rushing touchdowns -- the most by a Hawkeye since Jordan Canzeri in 2015.
- Johnson now has 2,179 career rushing yards, the 13th-most in program history.
- QB Cade McNamara completed 8-of-14 passes for 108 yards and two touchdowns -- an 18-yarder to Johnson in the second quarter and a 33-yarder to Dayton Howard in the fourth quarter.
- It is his fourth game as a Hawkeye with two or more touchdown passes.
- The 33-yard touchdown pass is the longest of the season and it ties for the longest pass of the season.
- QB Brendan Sullivan went 2-for-2 in leading Iowa to red zone points in the game.
- Sullivan is 6-for-6 in guiding the team to points in the red zone this season (five TDs, one FG).
- WR Dayton Howard had a 33-yard touchdown reception in the fourth quarter for his first career reception and touchdown.
- The 33-yarder is tied for the team's longest reception of the season.
- WR Kaden Wetjen had a career-long 37-yard punt return in the second quarter and finished with 122 all-purpose yards (11 rushing, 74 kickoff return and 37 punt return yards).
- DB Jermari Harris recorded his team-best third interception of the season and returned it 32 yards on the interception return.
- It is his eighth career interception -- tied for the 20th most all-time.
- LB Jay Higgins (14) and LB Nick Jackson (11) both posted double-digit tackle games in the same game for the fourth time in their careers (at Penn State, Michigan State, vs. Tennessee, Washington).
- It is Higgins third game with 10+ tackles this season and the 14th of his career. He has led or tied for the team lead in every game this season.
- It is Jackson's first 10+ tackle game this season and the 24th career double-digit tackle game.
- Jackson made his 500th career tackle in the second quarter. He is fourth in FBS history in career tackles with 503.
- FS Xavier Nwankpa recorded a career-high 10 tackles.
- Higgins, Jackson, and Nwankpa are the first trio of Hawkeyes to notch 10+ tackles in a single game since Jack Campbell, Matt Hankins, and Zach VanValkenburg did in 2021 against Minnesota.
- DL Yahya Black blocked a Grady Gross field goal in the first quarter. It was his first career blocked field goal, and it is the second straight year Iowa has blocked a field goal (Logan Lee vs. Iowa State, 2023).
- DL Aaron Graves had a second quarter forced fumble and DL Max Llewellyn had the fumble recovery.
- It was Graves' second career forced fumble and Llewellyn's first career fumble recovery.
- Graves also had two sacks -- his second game with two or more sacks this season.
- P Rhys Dakin had two punts for 116 yards (58.0 average) in the game, including a career-long 62-yard punt in the second quarter. He had two 50+ yard punts in the game (55, 62).
- K Drew Stevens tied a career high with four field goals, connecting from 37, 46, 25 and 51 yards.
- It is Stevens' season high in field goals and it is the third time in his career making four field goals.
- He 10-of-11 in field goal attempts this season, including 4-for-4 from 40-49 yards.
- It was Stevens' fifth career 50+ yard field goal.

MISCELLANEOUS

- The Hawkeyes improved to 29-0 when scoring 21+ points since 2020.
- First time Iowa has scored 40+ points against a Big Ten team since it did at Maryland. (2021)
- Iowa improves to 75-3 when leading by eight points at any point in a game since the start of the 2015 season.
- The Hawkeye rushing attack surpassed 200 yards for the fifth time in six games. The last time Iowa had five 200+ yard games came in 2013.
- Iowa's defense forced a second quarter fumble and a third-quarter interception -- its 10th and 11th forced turnovers this season (seven interceptions, four fumble recoveries).
- The Hawkeyes have an 11-5 advantage in turnovers this season, turning them into 25 points.
- Iowa had a nine play, 80-yard touchdown drive on its second offensive possession. It was the longest drive (by yards) this season.
- Washington finished with 393 yards of total offense. Iowa has held its opponent under 400 yards in 33 of the last 34 games.

SCORING SUMMARY

First Quarter

1:33 - IOWA - Kaleb Johnson, 6-yard run (9 plays, 80 yards, 4:24)

Second Quarter

9:19 - UW - Denzel Boston, 5-yard pass from Will Rogers (14 plays, 75 yards, 7:14)
4:43 - IOWA - Drew Stevens, 37-yard FG (4 plays, 0 yards, 1:27)
1:28 - IOWA - Kaleb Johnson, 18-yard pass from Cade McNamara (5 plays, 35 yards, 1:40)
0:29 - UW - Gabe Gross, 35-yard FG (9 plays, 58 yards, 0:59)
0:00 - IOWA - Drew Stevens, 46-yard FG (4 plays, 53 yards, 0:24)

Third Quarter

7:22 - IOWA - Drew Stevens, 25-yard FG (9 plays, 47 yards, 4:21)

Fourth Quarter

14:46 - IOWA - Kaleb Johnson, 8-yard run (8 plays, 61 yards, 4:29)
12:51 - IOWA - Dayton Howard, 33-yard pass from Cade McNamara (1 play, 33 yards, 0:07)
9:45 - IOWA - Drew Stevens, 51-yard FG (4 plays, 5 yards, 1:32)
2:58 - UW - Rashid Williams, 2-yard pass from Demond Williams, Jr. (17 plays, 75 yards, 6:47)

TEAM STATS

UW	TEAM STATS	IOWA
23	First Downs	20
30-127	Rushes-Yards	37-220
266	Passing Yards	108
34-50-1	Com-Att-Int	8-14-0
80-393	Total Offense	51-328
1-43.0	Punts-Avg.	2-58.0
2-1	Fumbles-Lost	1-0
6-54	Penalties-Yards	4-55
34:59	Possession Time	25:01

INDIVIDUAL LEADERS

RUSHING:

UW: Jonah Coleman 9-80; Demond Williams, Jr. 3-23
IOWA: Kaleb Johnson 21-166, 2 TDs; Kamari Moulton 2-19

PASSING:

UW: Will Rogers 22-34, 1 TD, 1 INT; Demond Williams, Jr. 12-16, 71 yards, 1 TD
IOWA: Cade McNamara 8-14, 108, 2 TDs

RECEIVING:

UW: Giles Jackson 9-63; Denzel Boston 5-48, 1 TD; Rashid Williams 4-38, 1 TD
IOWA: Kaleb Johnson 3-22, 1 TD; Luke Lachey 2-20; Dayton Howard 1-33, 1 TD

TACKLES:

UW: Carson Bruener 8, Khmori House 6, Kamren Fabiculanan/Ephesians Prysock 5
IOWA: Jay Higgins 14, Nick Jackson 11, Xavier Nwankpa 10

2024 IOWA FOOTBALL | POSTGAME NOTES & GAME SUMMARY

(RV) IOWA (4-3, 2-2) at MICHIGAN STATE (4-3, 2-2)

SATURDAY, OCT. 19, 2024 SPARTAN STADIUM						ATTENDANCE: 69,682
	1	2	3	4	FINAL	TEMPERATURE: 60 degrees
Iowa	0	0	14	6	20	TIME OF GAME: 3:16
Michigan State	6	6	7	13	32	

IOWA NOTES

INDIVIDUAL NOTES

- RB Kaleb Johnson finished with 98 yards on 14 attempts with one touchdown -- a 75-yarder in the fourth quarter.
- Johnson has scored at least one touchdown in every game this season. It was 13th touchdown of the season -- the most by a Hawkeye since 2013 (Mark Weisman, 16).
- His 75-yard rush is tied for the longest of his career and is tied for the 21st-longest in school history.
- Johnson has 17 rushes of 20+ yards, including six TDs of 25+ yards.
- Johnson surpassed the 1,000-yard mark for the season in the fourth quarter, becoming Iowa's 22nd 1,000-yard rusher in program history. He's the first Hawkeye to reach 1,000 since Tyler Goodson in 2021.
- QB Cade McNamara completed 11-of-23 passes for 150 yards with one touchdown -- an 18-yarder to Reece Vander Zee in the third quarter -- and one interception.
- It was his sixth passing touchdown of the season.
- QB Brendan Sullivan had a 2-yard rushing touchdown in the third quarter -- his second rushing TD of the season and fifth of his career.
- Sullivan is now 7-for-7 in scoring opportunities in the red zone -- six touchdowns, one field goal.
- WR Reece Vander Zee had an 18-yard touchdown reception in the third quarter. It was his third touchdown catch of the season -- the first since Week 1.
- KR Kaden Wetjen had five kickoff returns for 145 yards -- both career-bests. He had a career-long return of 39 yards in the second quarter.
- LB Jay Higgins (14) and LB Nick Jackson (11) both posted double-digit tackle games in the same game for the second straight game and for the fifth time in their careers (at Penn State, Michigan State, vs. Tennessee, Washington, at Michigan State).
- It is Higgins fourth game with 10+ tackles this season and the 15th of his career. He has led or tied for the team lead in every game this season.
- It is Jackson's second consecutive 10+ tackle game this season and the 25th career double-digit tackle game.
- Jackson moved into third place in FBS history in career tackles. He has 514 for his career.
- DB Koen Entringer had a first-quarter interception -- the first pick of career.
- Entringer made his first career start in place of an injured Sebastian Castro.
- OL Tyler Elsbury started at left guard.
- It was the first time this season Iowa had a different starting five on the offensive line.

MISCELLANEOUS

- Iowa notched its eighth interception of the season -- the team's 12th forced turnover on the season.
- Michigan State did not punt in the game -- a first by a Hawkeye opponent since Ohio State in 2013.

SCORING SUMMARY

First Quarter

11:02 - MSU - Jonathan Kim, 42-yard FG (8 plays, 52 yards, 3:58)
5:58 - MSU - Jonathan Kim, 43-yard FG (9 plays, 64 yards, 3:27)

Second Quarter

11:48 - MSU - Jonathan Kim, 36-yard FG (7 plays, 42 yards, 3:18)
2:28 - MSU - Jonathan Kim, 29-yard FG (9 plays, 69 yards, 5:58)

Third Quarter

9:52 - IOWA - Reece Vander Zee, 18-yard pass from Cade McNamara (8 plays, 58 yards, 5:00)
4:34 - MSU - Montorie Foster, Jr., 18-yard pass from Aidan Chiles (9 plays, 75 yards, 5:18)
0:49 - IOWA - Brendan Sullivan, 2-yard rush (8 plays, 69 yards, 3:39)

Fourth Quarter

11:52 - Jonathan Kim, 55-yard FG (7 plays, 38 yards, 3:57)
7:34 - Jonathan Kim, 46-yard FG (6 plays, 2 yards, 3:18)
7:22 - Kaleb Johnson, 75-yard rush (2-point failed) (1 play, 75 yards, 0:12)
2:03 - Nate Carter, 1-yard rush (9 plays, 75 yards, 5:19)

TEAM STATS

IOWA	TEAM STATS	MSU
12	First Downs	27
23-133	Rushes-Yards	40-212
150	Passing Yards	256
11-23-1	Com-Att-Int	22-30-1
46-283	Total Offense	70-468
4-46.0	Punts-Avg.	0-0.0
0-0	Fumbles-Lost	0-0
3-30	Penalties-Yards	7-55
20:16	Possession Time	39:44

INDIVIDUAL LEADERS

RUSHING:

IOWA: Kaleb Johnson 14-98, 1 TD; Kamari Moulton 3-13
MSU: Kay'Ron Lynch-Adams 15-86; Aidan Chiles 11-51

PASSING:

IOWA: Cade McNamara 11-23, 150 yards, 1 TD, 1 INT
MSU: Aidan Chiles 22-30, 256 yards, 1 TD, 1 INT

RECEIVING:

IOWA: Kaleb Johnson 4-49; Reece Vander Zee 3-47, 1 TD; Luke Lachey 2-36
MSU: Nick Marsh 8-113; Montorie Foster, Jr. 5-100, 1 TD; Jack Velling 4-18

TACKLES:

IOWA: Jay Higgins 14; Nick Jackson 11; Xavier Nwankpa/Quinn Schulte 7
MSU: Cal Haladay/Jordan Turner/Nikai Martinez 6; Darius Snow 5

2024 IOWA FOOTBALL | POSTGAME NOTES & GAME SUMMARY

NORTHWESTERN (3-5, 1-4) at IOWA (5-3, 3-2)

SATURDAY, OCT. 26, 2024 KINNICK STADIUM						ATTENDANCE: 69,250	
	1	2	3	4	FINAL	TEMPERATURE: 61 degrees	
Northwestern	0	7	0	7	14	TIME OF GAME: 3:14	
Iowa	3	9	28	0	40		

IOWA NOTES

- The victory is head coach Kirk Ferentz's 201st as the Hawkeye head coach – second-most in Big Ten history. He is four wins shy of tying Ohio State's Woody Hayes for the league record.
- The Hawkeyes have won 12 of their last 15 Homecoming games and are 63-44-5 all-time.

INDIVIDUAL NOTES

- QB Brendan Sullivan completed 9-of-14 attempts for 79 yards in his first extended playing time as a Hawkeye.
- Sullivan also rushed for 41 yards on eight attempts and scored a 6-yard touchdown. It was his third rushing touchdown of the season and the sixth of his career.
- He has led Iowa in the red zone eight times this season with eight scores (7 TDs, 1 FG).
- RB Kaleb Johnson recorded his sixth 100-yard game of the season, finishing with 109 yards on 14 attempts with three touchdowns – a 26-yard score in the second quarter and 41 and 25-yard scores in the third.
- Johnson has scored at least one touchdown in eight straight games -- the longest streak by a Hawkeye in the Ferentz era.
- He has six games this season with two or more rushing touchdowns – the most by a Hawkeye since 2011 (Marcus Coker).
- Johnson has two games with three rushing touchdowns and three total games with three TDs (2 rushing, 1 receiving).
- It was his 14th, 15th and 16th rushing touchdowns of the season – the most by a Hawkeye since 2013 (Mark Weisman, 16).
- Johnson has 1,144 yards on 146 carries which ranks 12th-most yards in single season history. He is now eight yards from cracking the top-10 in single season history.
- He has 20 rushes of 20+ yards this season, including nine TDs of 25+ yards.
- Johnson has scored 102 points this season – the ninth-most in a single season.
- PR Kaden Wetjen had an 85-yard punt return for a touchdown in the third quarter.
- The return is a career long and the seventh longest punt return for a touchdown in program history.
- Wetjen finished with 176 return yards – his third straight game with 100+ return yards.
- He is the first Iowa player since at least 2000 with 100+ kickoff/punt return yards in three consecutive games. The last Big Ten player to accomplish the feat was Maryland's Javon Leake in 2019.
- DB Quinn Schulte had a second-quarter interception – his second of the season and fifth of his career.
- LB Jay Higgins had an interception (and 10-yard return) in the third quarter. It was his third interception of the season (tied for the team lead) and the fourth of his career.
- Higgins also finished with a team-high eight tackles. He has led or tied for the team lead in tackles in all eight games.
- DL Will Hubert had a fourth quarter fumble recovery – the first of his career.
- P Rhys Dakin had eight punts for 358 yards, averaging 44.8 yards with two 50+ yard punts.
- He had three punts fair caught at the 6 and one downed at the 4 in the second quarter. One of the punts that was fair caught ultimately resulted in an Iowa safety.

MISCELLANEOUS

- The Hawkeyes scored on offense, defense and special teams. It is the first time Iowa has scored in all three phases since the 2021 season – a 28-21 road win at Nebraska.
- Iowa has scored 40 points against two Big Ten opponents for the first time since 2020 and the team has three 40-point games this season – the most since 2017 (4).
- Iowa's offense produced 28 points in the third quarter of today's game. It marks the most points scored in a quarter since the Hawkeyes registered 31 at Maryland in 2021 and 28 at Illinois in 2018.
- Iowa rushed for 208 yards -- its sixth game with 200+ yards this season, the most since 2015. Northwestern entered the game allowing 103.4 yards per game on the ground (17th nationally).
- Iowa's defense allowed 163 yards of total offense and didn't allow a touchdown.
- It is the second time this season the unit has held its opponent under 200 yards.
- It is also the least amount of yards the defense has surrendered to a Big Ten foe since Nov. 11, 2023, at Rutgers.
- It was the second time this season, Iowa's defense has given up less than 200 yards. (Illinois State)
- Iowa recorded a safety in the second quarter on Max Llewellyn's sack.
- It is the fourth straight season the defense has registered a safety (2021 – Lukas Van Ness at Nebraska; 2022 – Joe Evans/Jack Campbell vs. South Dakota State; 2023 – Joe Evans vs. Illinois).
- The Hawkeyes have returned a punt for a touchdown in consecutive seasons (2023 – Cooper DeJean).
- It was Iowa's 19th non-offensive touchdown since 2020 – tied for the third-most in the FBS over that span.
- Iowa drove 62 yards on 10 plays on their opening drive of the game, resulting in a Drew Stevens' 24-yard field goal. It was the first time this season the team has notched points on its opening drive.
- Iowa put together a seven play, 78-yard touchdown drive to open the third quarter.
- The Hawkeyes have scored a touchdown in their first drive of the second half in three straight games and five times this season.
- Iowa recorded its ninth and 10th interceptions in the game – matching its season total from the 2023 season.
- The Hawkeyes have had at least one interception in every game on the year and the unit has forced two or more turnovers in five games.
- Iowa forced a total of three turnovers in the game, tying a season best.

SCORING SUMMARY

First Quarter

6:10 - IOWA - Drew Stevens, 24-yard FG (10 plays, 62 yards, 4:47)

Second Quarter

9:31 - NU - Theran Johnson, 85-yard INT return (1:38)

7:07 - IOWA - Max Llewellyn safety (0:09)

0:39 - IOWA - Kaleb Johnson, 26-yard rush (5 plays, 52 yards, 0:43)

Third Quarter

11:18 - IOWA - Brendan Sullivan, 6-yard rush (7 plays, 78 yards, 3:37)

8:54 - IOWA - Kaden Wetjen, 85-yard punt return (2:19)

4:32 - IOWA - Kaleb Johnson, 41-yard rush (8 plays, 64 yards, 3:59)

0:27 - IOWA - Kaleb Johnson, 25-yard rush (1 plays, 25 yards, 0:07)

Fourth Quarter

6:39 - NU - Drew Wagner, 72-yard punt return (2:11)

TEAM STATS

NU	TEAM STATS	IOWA
11	First Downs	14
24-43	Rushes-Yards	39-203
120	Passing Yards	152
15-27-2	Com-Att-Int	16-27-1
51-163	Total Offense	66-355
8-46.4	Punts-Avg.	8-44.8
1-1	Fumbles-Lost	0-0
5-45	Penalties-Yards	3-45
25:36	Possession Time	34:44

INDIVIDUAL LEADERS

RUSHING:

NU: Cam Porter 13-50, Joseph Himon II 5-7

IOWA: Kaleb Johnson 14-109, 3 TD; Brendan Sullivan 8-41, 1 TD

PASSING:

NU: Jack Lausch 10-19, 62, 2 INT; Ryan Hilinski 5-8, 58

IOWA: Brendan Sullivan 9-14, 79; Cade McNamara 7-13, 1 INT

RECEIVING:

NU: A.J. Henning 2-22; Frank Covey IV 2-16; Calvin Johnson II 2-13

IOWA: Luke Lachey 3-17; Zach Ortwerth 3-14; Jacob Gill 3-6

TACKLES:

NU: Mac Uihlein 10; Damon Walters 6, Kenny Soares, Jr. 5

IOWA: Jay Higgins 8; Nick Jackson 6; Sebastian Castro/Ethan Hurkett/Deshawn Lee 4

2024 IOWA FOOTBALL NUMERICAL ROSTER

NO.	NAME	POS.	HT.	WT.	YR.	HOMETOWN/HS/LAST SCHOOL	NO.	NAME	POS.	HT.	WT.	YR.	HOMETOWN/HS/LAST SCHOOL
0	Jarriett Buie	WR	6-1	200	RS Fr.	Tampa, Fla./Jesuit	40	Jalyn Thompson	TE	6-2	253	RS Fr.	West Des Moines, Iowa/Dowling
1	Xavier Nwankpa	DB	6-2	215	Jr.	Pleasant Hill, Iowa/Southeast Polk	41	Jaden Harrell	LB	6-2	237	Jr.	Urbandale, Iowa/Urbandale
1	Brendan Sullivan	QB	6-4	220	Jr.	Davison, Mich./Davison/Northwestern	41	Rusty VanWetzinga	FB	6-0	235	RS Fr.	Pleasant Valley, Iowa/Pleasant Valley
2	TJ Hall	DB	6-1	187	Jr.	Fresno, Calif./San Joaquin Memorial	42	Zach Twedt	LB	6-3	240	Jr.	Story City, Iowa/Roland-Story
2	Kaleb Johnson	RB	6-0	225	Jr.	Hamilton, Ohio/Hamilton	43	Karson Sharar	LB	6-2	232	Jr.	Iowa Falls, Iowa/Iowa Falls-Alden
3	Jaylen Watson	DB	5-10	174	Fr.	Detroit, Mich./Central Catholic	44	Grant Leeper	TE	6-5	248	RS Fr.	Fort Wayne, Ind./Homestead
4	Koen Entringer	DB	6-0	207	So.	Ypsilanti, Mich./Walled Lake Western	44	Kenneth Merrieweather	DL	6-3	255	RS Fr.	Detroit, Mich./M.L. King
5	Teegan Davis	DB	6-0	187	RS Fr.	Princeton, Ill./Princeton	45	Deontae Craig	DL	6-3	266	Sr.	Ft. Wayne, Ind./Culver Academies
5	Jacob Gill	WR	6-0	185	Jr.	Raleigh, N.C./Cardinal Gibbons/N'western	46	Preston Ries	LB	6-1	218	Fr.	Monticello, Iowa/Monticello
6	Seth Anderson	WR	6-0	185	Jr.	Suwanee, Ga./N. Gwinnett/Charleston Southern	47	Jack Laughlin	LB	6-1	222	RS Fr.	Carlisle, Iowa/Carlisle
6	Zach Lutmer	DB	6-0	202	RS Fr.	Rock Rapids, Iowa/Central Lyon/GLR	48	Max Llewellyn	DE	6-5	258	Jr.	Urbandale, Iowa/Urbandale
7	Dayton Howard	WR	6-4	204	RS Fr.	Kansas City, Mo./Park Hill	48	Zach Ortwerth	TE	6-3	240	So.	St. Louis, Mo./St. Louis University
7	John Nestor	DB	5-11	196	So.	Chicago, Ill./Marist	49	Ethan Hurkett	DL	6-3	260	Sr.	Cedar Rapids, Iowa/Xavier
8	Deshaun Lee	DB	5-10	187	So.	Belleville, Mich./Belleville	49	Andrew Lentsch	TE	6-4	252	Jr.	West Des Moines, Iowa/Dowling
8	Terrell Washington, Jr.	RB	5-11	206	RS Fr.	Wylie, Texas/Wylie East	50	Ryan Kuennen	DL	6-3	271	Fr.	West Des Moines, Iowa/Valley
9	Rhys Dakin	P	6-0	222	Fr.	Melbourne, Australia/Mazenod College	51	Luke Gaffney	DL	6-2	274	So.	Robins, Iowa/Linn-Mar
9	Jaziun Patterson	RB	5-10	195	So.	Pompano Beach, Fla./Deerfield Beach	52	Mason Knipp	OL	6-1	270	Fr.	Waterloo, Iowa/Columbus Catholic
10	Nick Jackson	LB	6-0	235	Gr.	Atlanta, Ga./The Lovett School/Virginia	53	Trent Cakerice	DL	6-4	247	Fr.	Grundy Center, Iowa/Grundy Center
10	James Resar	QB	6-4	212	Fr.	Fernandina Beach, Fla./Bishop Kenny	53	Michael Myslinski	OL	6-3	285	Jr.	Jacksonville, Fla./Bishop Kenny
11	Marco Lainez	QB	6-2	228	RS Fr.	Princeton, N.J./The Hun School	54	Ethan Agghakhan	DL	6-2	238	Fr.	Vernon Hills, Ill./Stevenson
11	Drew Larson	DB	6-1	185	Fr.	Iowa City, Iowa/City	55	Jeremiah Pittman	DL	6-3	293	Jr.	Palatine, Ill./St. Viator
12	Cade McNamara	QB	6-1	210	Gr.	Reno, Nev./Damonete Ranch/Michigan	56	Maddux Borcharding-Johnson	DL	6-2	290	RS Fr.	Norwalk, Iowa/Norwalk
12	Jaxon Rexroth	LB	6-2	226	Jr.	Cedar Rapids, Iowa/Xavier	56	Nick DeJong	OL	6-6	307	Gr.	Pella, Iowa/Pella
13	Drew Campbell	DE	6-4	238	Fr.	Cedar Falls, Iowa/Cedar Falls	57	Will Hubert	DL	6-3	285	So.	Omaha, Neb./Papillion-La Vista
13	Reese Osgood	WR	5-11	185	So.	Franklin, Wis./Franklin	58	Kade Pieper	OL	6-3	275	RS Fr.	Norfolk, Neb./Catholic
14	Alex Mota	WR	6-0	193	RS Fr.	Marion, Iowa/Marion	59	Trevor Lauck	OL	6-5	302	RS Fr.	Indianapolis, Ind./Roncalli
14	Kahlil Tate	DB	5-11	197	RS Fr.	Chicago, Ill./Kenwood Academy	61	Cael Winter	OL	6-3	285	RS Fr.	Waukee, Iowa/Northwest
15	Amare Bickham	DB	6-0	180	RS Fr.	Fulshear, Texas/Fulshear	63	Josh Janowski	OL	6-2	281	Fr.	Frankfort, Ill./Lincoln Way East
15	Reece Vander Zee	WR	6-4	207	Fr.	Rock Rapids, Iowa/Central Lyon/GLR	64	Leighton Jones	OL	6-2	286	RS Fr.	Brownsburg, Ind./Brownsburg
16	Graham Friedrichsen	WR	6-1	207	So.	Urbandale, Iowa/Urbandale	65	Logan Jones	OL	6-3	293	Sr.	Council Bluffs, Iowa/Lewis Central
16	Jamison Heinz	DB	6-0	206	Sr.	Humboldt, Iowa/Humboldt	66	Jeremy Chaplin	OL	6-2	284	Jr.	Waverly, Iowa/Waverly-Shell Rock
17	Alex Eichmann	WR	6-2	207	So.	Sussex, Wis./Hamilton-Sussex	67	Gennings Dunker	OL	6-5	316	Jr.	Lena, Ill./Lena-Winslow
17	Rashad Godfrey, Jr.	DB	6-0	195	Fr.	Plant City, Fla./Armwood	68	Will Nolan	OL	6-5	287	Fr.	Arlington Heights, Ill./Hersey
18	Drew Stevens	K	6-0	205	Jr.	North Augusta, S.C./North Augusta	69	Cade Borud	OL	6-2	303	So.	Pleasant Hill, Iowa/Southeast Polk/North Dakota
18	Alec Wick	WR	6-1	192	Jr.	Iowa City, Iowa/Regina	70	Beau Stephens	OL	6-6	322	Jr.	Blue Springs, Mo./Blue Springs
19	Kyler Gerardy	DB	6-0	193	Fr.	Eldridge, Iowa/North Scott	71	Jack Dotzler	OL	6-6	305	So.	Waunakee, Wis./Waunakee
19	Jackson Stratton	QB	6-4	193	So.	Mission Bay, Calif./La Jolla/Colorado State	72	Kale Krogh	OL	6-5	302	So.	Huxley, Iowa/Ballard
21	Watts McBride	DB	6-0	203	RS Fr.	Cedar Rapids, Iowa/Washington	73	Kyson Van Vugt	OL	6-6	282	So.	Sioux Center, Iowa/Western Christian
21	Kaden Wetjen	WR	5-10	196	Sr.	Williamsburg, Iowa/Williamsburg/Iowa Western CC	74	Bodey McCaslin	OL	6-5	266	Fr.	St. Charles, Ill./East
22	Derek Weisskopf	LB	6-3	218	Fr.	Victor, Iowa/Williamsburg	75	Cannon Leonard	OL	6-8	306	RS Fr.	Gilman, Ill./Iroquois West
22	Max White	RB	5-10	207	Jr.	Cedar Rapids, Iowa/Kennedy	76	Tyler Elsbury	OL	6-5	316	Sr.	Byron, Ill./Byron
23	Brevin Doll	RB	6-0	200	Fr.	Adel, Iowa/ADM	77	Connor Colby	OL	6-6	310	Sr.	Cedar Rapids, Iowa/Kennedy
23	Landyn Van Kekerix	LB	6-1	234	So.	Rock Valley, Iowa/Boydell Hull/Rock Valley	78	Mason Richman	OL	6-6	312	Sr.	Leawood, Kan./Blue Valley
25	Ayden Price	WR	5-11	196	RS Fr.	West Des Moines, Iowa/Valley	79	Cody Fox	OL	6-4	289	Fr.	Winthrop, Iowa/East Buchanan
25	Kelby Telander	LB	6-4	239	Jr.	North Liberty, Iowa/Liberty	80	Michael Burt	TE	6-5	228	Fr.	Omaha, Neb./Creighton Prep
26	Kael Kolarik	DB	6-0	209	So.	Indianola, Iowa/Indianola	81	DJ Vonnahme	TE	6-3	217	Fr.	Breda, Iowa/Carroll Kuemper
26	Xavier Williams	RB	5-10	230	Fr.	Schererville, Ind./Lake Central	82	Johnny Pascuzzi	TE	6-4	241	Jr.	Olathe, Kan./Rockhurst
27	Grant Glausser	RB	5-11	210	Fr.	Dubuque, Iowa/Western Dubuque	83	Cole Marsh	TE	6-5	233	Fr.	Waverly, Iowa/Waverly-Shell Rock
27	Jermari Harris	DB	6-1	189	Gr.	Chicago, Ill./Montini Catholic	84	Joseph Anderson	DE	6-5	224	Fr.	St. Louis, Mo./Westminster Christian Academy
28	Kamari Moulton	RB	5-9	197	RS Fr.	Ft. Lauderdale, Fla./Cardinal Gibbons	84	KJ Parker	WR	5-10	175	Fr.	Bellwood, Ill./Immaculate Conception
29	Sebastian Castro	DB	5-11	205	Gr.	Oak Lawn, Ill./Richards	85	Luke Lachey	TE	6-6	247	Sr.	Columbus, Ohio/Grandview
29	Judah Mallette	WR	5-11	197	RS Fr.	Chicago, Ill./Hope Academy	86	Jeff Bowie	DL	6-5	280	Jr.	West Branch, Iowa/West Branch
30	Quinn Schulte	DB	6-1	209	Gr.	Cedar Rapids, Iowa/Xavier	87	Addison Ostrenga	TE	6-4	251	Jr.	Sun Prairie, Wis./Sun Prairie
31	Nolan DeLong	LB	6-0	230	RS Fr.	Durant, Iowa/Durant	88	Hayden Large	FB	6-5	250	Gr.	Hudsonville, Mich./Unity Christian/Dordt Univ.
31	Eli Miller	FB	6-1	233	Jr.	Sedalia, Colo./Lipscomb Acad./Valor Christian	89	Gavin Hoffman	TE	6-5	237	Fr.	Leawood, Kan./Blue Valley Northwest
33	Cam Buffington	LB	6-3	234	Fr.	Winfield, Iowa/Winfield-Mt. Union	90	Brian Allen	DE	6-4	260	So.	Lake in the Hills, Ill./St. Thomas More
34	Jay Higgins	LB	6-2	232	Sr.	Indianapolis, Ind./Brebeuf Jesuit Prep	91	Chase Brackney	DL	6-4	291	RS Fr.	Greenwood Village, Colo./Cherry Creek
35	Devan Van Ness	LB	6-0	218	Fr.	Barrington, Ill./Barrington	92	Tripp Woody	K	5-9	197	Fr.	Waxhaw, N.C./Charlotte Christian
36	Jayden Montgomery	LB	5-10	225	So.	Suamico, Wis./Bay Port	94	Yahya Black	DL	6-5	317	Sr.	Marshall, Minn./Marshall
37	Kyler Fisher	LB	5-11	231	Gr.	Farnhamville, Iowa/SE Valley	95	Aaron Graves	DL	6-4	300	Jr.	Dayton, Iowa/Southeast Valley
38	Graham Eben	LB	6-1	197	Fr.	Rock Rapids, Iowa/Central Lyon/GLR	97	Caden Crawford	DL	6-4	261	So.	Lansing, Kan./Lansing
39	Luke Elkin	LS	6-1	228	Sr.	Neenah, Wis./Neenah	97	Ike Speltz	LS	6-0	230	Fr.	Van Meter, Iowa/Van Meter
39	Eric Epenesa	LB	6-3	210	Jr.	Glen Carbon, Ill./Edwardsville	99	Devan Kennedy	DL	6-2	265	Fr.	Glendale, Ariz./Brophy College Prep
40	Chima Chineke	DE	6-4	240	Fr.	Plano, Texas/Plano East	99	Ty Nissen	P	5-11	192	Sr.	Carroll, Iowa/Carroll/Iowa Western CC

2024 IOWA FOOTBALL ALPHABETICAL ROSTER

#	NAME	POS.	#	NAME	POS.	#	NAME	POS.
54	Ethan Aghakhan	DL	2	TJ Hall	DB	99	Ty Nissen	P
90	Brian Allen	DE	41	Jaden Harrell	LB	68	Will Nolan	OL
84	Joseph Anderson	DE	27	Jermari Harris	DB	1	Xavier Nwankpa	DB
6	Seth Anderson	WR	16	Jamison Heinz	DB	48	Zach Ortwerth	TE
15	Amare Bickham	DB	34	Jay Higgins	LB	13	Reese Osgood	WR
94	Yahya Black	DL	89	Gavin Hoffman	TE	87	Addison Ostrenga	TE
56	Maddux Borcharding-Johnson	DL	7	Dayton Howard	WR	84	KJ Parker	WR
69	Cade Borud	OL	57	Will Hubert	DL	82	Johnny Pascuzzi	TE
86	Jeff Bowie	DL	49	Ethan Hurkett	DL	9	Jazium Patterson	RB
91	Chase Brackney	DL	10	Nick Jackson	LB	58	Kade Pieper	OL
33	Cam Buffington	LB	63	Josh Janowski	OL	55	Jeremiah Pittman	DL
0	Jarriett Buie	WR	2	Kaleb Johnson	RB	25	Ayden Price	WR
80	Michael Burt	TE	64	Leighton Jones	OL	10	James Resar	QB
53	Trent Cakerice	DL	65	Logan Jones	OL	12	Jaxon Rexroth	LB
13	Drew Campbell	DE	99	Devan Kennedy	DT	78	Mason Richman	OL
29	Sebastian Castro	DB	52	Mason Knipp	OL	46	Preston Ries	LB
66	Jeremy Chaplin	OL	26	Kael Kolarik	DB	30	Quinn Schulte	DB
40	Chima Chineke	DE	72	Kale Krogh	OL	43	Karson Sharar	LB
77	Connor Colb	OL	50	Ryan Kuennen	DL	97	Ike Speltz	LS
45	Deontae Craig	DL	85	Luke Lachey	TE	70	Beau Stephens	OL
97	Caden Crawford	DL	11	Marco Lainez	QB	18	Drew Stevens	K
9	Rhys Dakin	P	88	Hayden Large	FB	19	Jackson Stratton	QB
5	Teegan Davis	DB	11	Drew Larson	DB	1	Brendan Sullivan	QB
56	Nick DeJong	OL	59	Trevor Lauck	OL	14	Kahlil Tate	DB
31	Nolan DeLong	LB	47	Jack Laughlin	LB	25	Kelby Telander	LB
23	Brevin Doll	RB	8	Deshaun Lee	DB	40	Jalyn Thompson	TE
71	Jack Dotzler	OL	44	Grant Leeper	TE	42	Zach Twedt	LB
67	Gennings Dunker	OL	49	Andrew Lentsch	TE	15	Reece Vander Zee	WR
38	Graham Eben	LB	75	Cannon Leonard	OL	23	Landyn Van Kekerix	LB
17	Alex Eichmann	WR	48	Max Llewellyn	DE	35	Devan Van Ness	LB
39	Luke Elkin	LS	6	Zach Lutmer	DB	73	Kyson Van Vugt	OL
76	Tyler Elsbury	OL	29	Judah Mallette	WR	41	Rusty VanWetzinga	FB
4	Koen Entringer	DB	83	Cole Marsh	TE	81	DJ Vonnahme	TE
39	Eric Epenesa	LB	21	Watts McBride	DB	8	Terrell Washington, Jr.	RB
37	Kyler Fisher	LB	74	Bodey McCaslin	OL	3	Jaylen Watson	DB
79	Cody Fox	OL	12	Cade McNamara	QB	22	Derek Weisskopf	LB
16	Graham Friedrichsen	WR	44	Kenneth Merrieweather	DL	21	Kaden Wetjen	WR
51	Luke Gaffney	DL	31	Eli Miller	FB	22	Max White	RB
19	Kyler Gerardy	DB	36	Jayden Montgomery	LB	18	Alec Wick	WR
5	Jacob Gill	WR	14	Alex Mota	WR	26	Xavier Williams	RB
27	Grant Glausser	RB	28	Kamari Moulton	RB	61	Cael Winter	OL
17	Rashad Godfrey	DB	53	Michael Myslinski	OL	92	Tripp Woody	K
95	Aaron Graves	DL	7	John Nestor	DB			

IOWA FOOTBALL PRONUNCIATION GUIDE

Head Coach Kirk Ferentz	FAIR-ints	27 Jermari Harris	jir-MAR-ee	10 James Resar	REE-zar
54 Ethan Aghakhan	AH-gah-kahn	20 Deavin Hilson	DEV-in	46 Preston Ries	REECE
94 Yahya Black	WHY-yay	48 Ethan Hurkett	HERK-it	30 Quinn Schulte	SHUL-tee
69 Cade Borud	BO-rude	26 Kael Kolarik	co-LAIR-ick	43 Karson Sharar	SHIRE
86 Jeff Bowie	BO-ee	72 Kale Krogh	CROW	97 Ike Speltz	SPELTZ
84 Jarriett Buie	JAIR-ee-it BUOY	50 Ryan Kuennen	KEY-nin	25 Kelby Telander	TEA-land-ir
53 Trent Cakerice	CAKE-rice	85 Luke Lachey	luh-SHAY	42 Zach Twedt	tweet
40 Chima Chineke	CHE-mah CHIN-eh-keh	3 Marco Lainez	LIE-nez	23 Landyn Van Kekerix	van KECK-ur-x
45 Deontae Craig	dee-AUHN-tae	74 Trevor Lauck	LAWCK	80 Kyson Van Vugt	van-VUCKED
9 Rhys Dakin	REES DAY-kin	49 Andrew Lentsch	LENT-sch	41 Rusty VanWetzinga	van-WET-zing-ah
56 Nick DeJong	dee-YOUNG	48 Max Llewellyn	lou-WELL-un	81 DJ Vonnahme	Voh-NAH-me
71 Jack Dotzler	DOAT-zler	6 Zach Lutmer	LUT-mur	8 Terrell Washington, Jr.	tuh-RELL
67 Gennings Dunker	Jennings	53 Michael Myslinski	miss-LIN-ski	22 Derek Weisskopf	WISE-koff
38 Graham Eben	E-bin	99 Ty Nissen	NISS-in	21 Kaden Wetjen	WEE-gin
44 Luke Elkin	L-kin	1 Xavier Nwankpa	WAUM-puh	18 Alec Wick	wick
4 Koen Entringer	CO-uhn IN-tring-ur	87 Addison Ostrenga	uh-STRAIN-guh		
39 Eric Epenesa	EP-uh-NESS-uh	82 Johnny Pascuzzi	pa-SKEW-zee		
16 Graham Friedrichsen	FREED-rick-son	9 Jazium Patterson	JAZZ-ee-un		
41 Jaden Harrell	HAIR-uhl	58 Kade Pieper	PEEP-ur		

(For audio pronunciations, visit the Iowa football roster page on hawkeyesports.com)

2024 IOWA FOOTBALL / DEPTH CHART VS. WISCONSIN

OFFENSE (12 positions listed; starting 11 will depend on various formations & personnel groups)

Pos.	No.	Name	Ht.	Wt.	Yr.	Hometown (Previous School)
WR	0	Jarriett Buie	6-1	200	#Fr.	Tampa, Fla. (Jesuit)
	7	Dayton Howard	6-4	204	#Fr.	Kansas City, Mo. (Park Hill)
TE	85	*** Luke Lachey	6-6	247	Sr.	Columbus, Ohio (Grandview)
	48	* Zach Ortwerth ^	6-3	240	So.	St. Louis, Mo. (St. Louis University)
LT	78	*** Mason Richman	6-6	312	Sr.	Leawood, Kan. (Blue Valley)
	71	Jack Dotzler	6-6	305	So.	Waunakee, Wis. (Waunakee)
OR	59	Trevor Lauck	6-5	302	#Fr.	Indianapolis, Ind. (Roncalli)
LG	76	*** Tyler Elsbury	6-5	316	Sr.	Byron, Ill. (Byron)
	64	Leighton Jones	6-2	286	#Fr.	Brownsburg, Ind. (Brownsburg)
C	65	** Logan Jones	6-3	293	Sr.	Council Bluffs, Iowa (Lewis Central)
	58	Kade Pieper	6-3	275	#Fr.	Norfolk, Neb. (Catholic)
RG	77	*** Connor Colby ^	6-6	310	Sr.	Cedar Rapids, Iowa (Kennedy)
	53	Michael Myslinski	6-3	285	Jr.	Jacksonville, Fla. (Bishop Kenny)
RT	67	** Gennings Dunker	6-5	316	Jr.	Lena, Ill. (Lena-Winslow)
	56	**** Nick DeJong	6-6	307	Gr.	Pella, Iowa (Pella)
WR	6	* Seth Anderson	6-0	185	Jr.	Suwanee, Ga. (North Gwinnett/Charleston Southern)
	21	* Kaden Wetjen	5-10	196	Sr.	Williamsburg, Iowa (Williamsburg/Iowa Western CC)
WR	5	Jacob Gill	6-0	185	Jr.	Raleigh, N.C. (Cardinal Gibbons/Northwestern)
	8	Terrell Washington, Jr.	5-11	206	#Fr.	Wylie, Texas (Wylie East)
QB	1	Brendan Sullivan	6-4	220	Jr.	Davison, Mich. (Davison/Northwestern)
	11	Marco Lainez	6-2	228	#Fr.	Princeton, N.J. (The Hun School)
RB	2	** Kaleb Johnson ^	6-0	225	Jr.	Hamilton, Ohio (Hamilton)
	28	Kamari Moulton	5-9	197	#Fr.	Ft. Lauderdale, Fla. (Cardinal Gibbons)
OR	9	* Jaziun Patterson	5-10	195	So.	Pompano Beach, Fla. (Deerfield Beach)
FB	41	Rusty VanWetzinga	6-0	235	#Fr.	Pleasant Valley, Iowa (Pleasant Valley)
	31	* Eli Miller	6-1	233	Jr.	Sedalia, Colo. (Lipscomb Acad./Valor Christian)

DEFENSE (12 positions listed; starting 11 will depend on various formations & personnel groups)

Pos.	No.	Name	Ht.	Wt.	Yr.	Hometown (Previous School)
LE	45	*** Deontae Craig	6-3	266	Sr.	Ft. Wayne, Ind. (Culver Academies)
	48	* Max Llewellyn	6-5	258	Jr.	Urbandale, Iowa (Urbandale)
LT	95	** Aaron Graves ^	6-4	300	Jr.	Dayton, Iowa (Southeast Valley)
	57	Will Hubert	6-3	285	So.	Omaha, Neb. (Papillion-La Vista)
OR	51	Luke Gaffney	6-2	274	So.	Robins, Iowa (Linn-Mar)
RT	94	*** Yahya Black	6-5	317	Sr.	Marshall, Minn. (Marshall)
	55	* Jeremiah Pittman	6-3	293	Jr.	Palatine, Ill. (St. Viator)
RE	49	** Ethan Hurkett	6-3	260	Sr.	Cedar Rapids, Iowa (Xavier)
	90	Brian Allen	6-4	260	So.	Lake in the Hills, Ill. (St. Thomas More)
Cash	29	*** Sebastian Castro	5-11	205	Gr.	Oak Lawn, Ill. (Richards)
	4	* Koen Entringer	6-0	207	So.	Ypsilanti, Mich. (Walled Lake Western)
Leo	37	**** Kyler Fisher	5-11	231	Gr.	Farnhamville, Iowa (SE Valley)
	12	** Jaxon Rexroth	6-2	226	Jr.	Cedar Rapids, Iowa (Xavier)
MLB	34	**** Jay Higgins	6-2	232	Sr.	Indianapolis, Ind. (Brebeuf Jesuit Prep)
	41	* Jaden Harrell	6-2	237	Jr.	Urbandale, Iowa (Urbandale)
WLB	10	* Nick Jackson	6-0	235	Gr.	Atlanta, Ga. (Lovett School/Virginia)
	43	** Karson Sharar	6-2	232	Jr.	Iowa Falls, Iowa (Iowa Falls-Alden)
LC	27	** Jermari Harris	6-1	189	Gr.	Chicago, Ill. (Montini Catholic)
	3	Jaylen Watson	5-10	174	Fr.	Detroit, Mich. (Central Catholic)
SS	1	** Xavier Nwankpa ^	6-2	215	Jr.	Pleasant Hill, Iowa (Southeast Polk)
	4	* Koen Entringer	6-0	207	So.	Ypsilanti, Mich. (Walled Lake Western)
FS	30	*** Quinn Schulte	6-1	209	Gr.	Cedar Rapids, Iowa (Xavier)
	6	Zach Lutmer	6-0	202	#Fr.	Rock Rapids, Iowa (Central Lyon/GLR)
RC	8	* Deshaun Lee	5-10	187	So.	Belleville, Mich. (Belleville)
	2	** TJ Hall ^	6-1	187	Jr.	Fresno, Calif. (San Joaquin Memorial)

SPECIALISTS

PK	18	** Drew Stevens ^	6-0	205	Jr.	North Augusta, S.C. (North Augusta)
PT	9	Rhys Dakin	6-4	225	Fr.	Melbourne, Australia (Mazenod College)
Snap	39	*** Luke Elkin ^	6-1	228	Sr.	Neenah, Wis. (Neenah)
Holder	99	Ty Nissen	5-11	192	Sr.	Carroll, Iowa (Carroll/Iowa Western CC)
PR	21	* Kaden Wetjen	5-10	196	Sr.	Williamsburg, Iowa (Williamsburg/Iowa Western CC)
KR	2	** Kaleb Johnson ^	6-0	225	Jr.	Hamilton, Ohio (Hamilton)
	21	* Kaden Wetjen	5-10	196	Sr.	Williamsburg, Iowa (Williamsburg/Iowa Western CC)

* -- Letters won

^ -- Redshirt year still available

-- Indicates redshirt freshman