

24



25

# Iowa

B A S K E T B A L L











### 2024-25 SCHEDULE

Date	Opponent	Time (TV)
Oct. 30	Missouri Western (Exh.)	6:30 p.m. (B1G+)
Nov. 6	Northern Illinois	6:30 p.m. (B1G+)
Nov. 10	vs. Virginia Tech (Ally Tipoff)	4:30 p.m. (ESPN2)
Nov. 13	Toledo	6 p.m. (BTN)
Nov. 17	at Drake	2 p.m. (TBD)
Nov. 20	vs. Kansas (Sanford Pentagon)	6 p.m. (BTN)
Nov. 24	Washington State	3 p.m. (BTN)
Nov. 28	vs. Rhode Island (Cancun Challenge)	5:30 p.m. (Flo)
Nov. 29	vs. BYU (Cancun Challenge)	8 p.m. (Flo)
Dec. 7	vs. Tennessee (Women's Champion Classic)	6 p.m. (FOX)
Dec. 11	Iowa State (Cy-Hawk Corn Series)	8 p.m. (FS1)
Dec. 15	at Michigan State	11 a.m. (BTN)
Dec. 20	Northern Iowa	6:30 p.m. (B1G+)
Dec. 29	Purdue	2 p.m. (B1G+)
Jan. 1	at Penn State	11 a.m. (B1G+)
Jan. 5	Maryland	5 p.m. (B1G+)
Jan. 9	at Illinois	6 p.m. (B1G+)
Jan. 12	Indiana	2 p.m. (PEAK)
Jan. 16	Nebraska	6 p.m. (BTN)
Jan. 19	at Oregon	4 p.m. (B1G+)
Jan. 22	at Washington	8 p.m. (PEAK)
Jan. 28	Northwestern	7 p.m. (BTN)
Feb. 2	USC	12:30 p.m. (FOX)
Feb. 6	at Minnesota	7 p.m. (BTN)
Feb. 10	at Nebraska	7 p.m. (BTN)
Feb. 13	Rutgers	6:30 p.m. (B1G+)
Feb. 17	at Ohio State	11 a.m. (FOX)
Feb. 23	UCLA	1 p.m. (PEAK)
Feb. 26	at Michigan	6 p.m. (B1G+)
Mar. 2	Wisconsin (Senior Day)	3 p.m. (BTN)

### Big Ten Tournament (Indianapolis -- Gainbridge Fieldhouse)

March 5	First Round	TBD
March 6	Second Round	TBD
March 7	Quarterfinals	TBD
March 8	Semifinals	TBD
March 9	Championship	TBD

### Women's NCAA Tournament (Tampa Bay -- Final Four)

March 21-22	First Round	TBD
March 23-24	Second Round	TBD
March 28-29	Sweet Sixteen	TBD
March 30-31	Elite Eight	TBD
April 4	National Semifinals	TBD
April 6	National Championship	TBD

### University of Iowa Nondiscrimination Statement

The University of Iowa prohibits discrimination in employment, educational programs, and activities on the basis of race, creed, color, religion, national origin, age, sex, pregnancy (including childbirth and related conditions), disability, genetic information, status as a U.S. veteran, service in the U.S. military, sexual orientation, gender identity, or associational preferences. The university also affirms its commitment to providing equal opportunities and equal access to university facilities. For additional information on nondiscrimination policies, contact the Director, Office of Institutional Equity, the University of Iowa, 202 Jessup Hall, Iowa City, IA 52242-1316, 319-335-0705, [oi-e-ui@uiowa.edu](mailto:oi-e-ui@uiowa.edu).

### TABLE OF CONTENTS

2023-24 Final Notes .....	2
2024-25 Roster .....	3
2024-25 at a Glance .....	4
Crossover at Kinnick .....	5
UI President Barbara Wilson .....	6
UI Director of Athletics Beth Goetz .....	7
Head Coach Jan Jensen .....	8-11
Assistant Coach Raina Harmon .....	12
Assistant Coach Abby Stamp .....	13
Assistant Coach Randi Henderson .....	14
Assistant Coaches Tania Davis/Sean Sullivan .....	15
Support Staff .....	16-17
Meet the Hawkeyes .....	18-32
2023-24 Results/Statistics .....	33-34
NCAA Tournament History .....	35
Big Ten Championship Teams .....	36
Individual Awards and Honors .....	37-39
Consensus All-Americans .....	40-41
1,000-Point Club .....	42
Hawkeyes in the WNBA .....	43-44
Series Records vs. Opponents .....	45-60
Carver-Hawkeye Arena Records .....	61-62
Individual Records .....	63-64
Single-Season Scoring Leaders .....	65-66
Team Records .....	67-68
Quarter Records .....	69-70
Class Records .....	71-74
Individual/Team Top 10 .....	75-78
Incidental Stats and Overtime Results .....	79-80
Postseason Records .....	81
Iowa Coaching Records .....	82
All-Time Results .....	83-94
Year-by-Year Individual Leaders .....	96-97
Year-by-Year Team Statistics .....	98-100
All-Time Letterwinners .....	101-102
All-Time Jersey Numbers .....	103-104
Hawkeye Challenge Results .....	105
2023-24 Big Ten Composite Schedule .....	106
Hawkeye Visions .....	107
Athletic Communications .....	108
Radio/ TV Roster .....	109

### Iowa Athletic Communications

S300 Carver-Hawkeye Arena  
One Elliott Drive  
Iowa City, IA 52242  
Office Telephone: 319-335-9411  
FAX Number: 319-335-9417

Bailey Turner, Assistant Director, Women's Basketball Contact  
[bailey-turner@uiowa.edu](mailto:bailey-turner@uiowa.edu) | 515-230-7451

### CREDITS

**Publisher:** The University of Iowa Athletics Department  
**Front Cover:** Jan Jensen, Sydney Affolter, Hannah Stuelke  
**Back Cover:** Lisa Bluder and Caitlin Clark  
**Editor:** Bailey Turner, Sydney Weber, Abby Wisecup  
**Design:** Matt Ellison, Mindy Gardner, Carter Westlake  
**Photographers:** Brian Ray; Stephen Mally  
**Printer:** University of Iowa Printing  
**To Order:** Iowa Basketball Media Guides are available at the Hawkeye Fan Shop.  
For more information call the Hawkeye Fan Shop (844) 813-6770.



## 2023-24 Final Notes

- Iowa tied Purdue (1998-99) and Maryland (2014-15) for most wins in Big Ten history. (34)
- Iowa was the first program in the Big Ten conference to compete in back-to-back National Championships.
- The Hawkeyes won 15+ games inside Carver-Hawkeye Arena in four out of the last six seasons, which is the best six-year stretch in program history.
- Over the last two seasons, Iowa has won 65 games which is the best two-year stretch in program history.
- Iowa has now won four of the last six Big Ten Tournament titles (2019, 2022, 2023 and 2024).
- Iowa is the fourth team in conference history to win three straight Big Ten Tournament titles. (Maryland, Ohio State and Purdue)
- Iowa has tallied seven Big Ten Tournament championships in program history.
- In 39 of 41 games this season, including an exhibition at Kinnick (55,646) and in Carver-Hawkeye Arena (14,988), Iowa either helped sellout or break an attendance record. In the two instances in which it didn't the game was held in Estero, Florida. However, when the Hawkeyes played Florida Gulf Coast in the Semifinal of the Gulf Coast Classic it set the attendance record for the tournament. (4,257)
- Iowa women's basketball ranked second nationally in total attendance with a total of 238,620 fans in Carver-Hawkeye Arena.
- The Hawkeyes led the country with nine games having 17,000+ fans in attendance. South Carolina had seven.
- Iowa has been ranked in the national attendance top 10 each of the past five seasons with fans (2024, 2023, 2022, 2021, 2019). The No. 2 ranking last season is the highest in the Lisa Bluder era. (14,914)
- At 14,914 fans per game this season, Iowa has unofficially broke the Big Ten Conference single-season attendance average record (it will become official when the final NCAA statistics and attendance reports are issued after the season).
- Iowa Women's Basketball owns the record for most watched women's college basketball games on ABC, Big Ten Network, CBS, FOX, FS1, NBC, and Peacock.
- Clark was the consensus National Player of the Year for the second straight season: 94th AAU James E. Sullivan, Ann Meyers Drysdale, Associated Press, CSC Academic All-America Team Member of the Year, ESPN.com, Honda Sport Award, Naismith, Sporting News, The Athletic, USA Today, Wade Trophy, and Wooden Award.
- Bluder now has five Big Ten Tournament titles (2001, 2019, 2022, 2023 and 2024), to tie Maryland head coach Brenda Frese for the most in Big Ten conference history.
- Iowa has the longest active streak in the nation scoring

at least 80 points per game in four consecutive seasons. Oklahoma is second with three.

• Bluder owns eight straight 20-win seasons. It is the longest streak in her career. C. Vivian Stringer had 10 consecutive 20+ win seasons from 1984-94.

• Iowa's % capacity of 99.5% was second nationally only behind UConn (109.97%) according to stats.ncaa.org.

• Clark, was the first Division-I player to record 3,950+ points, 1,100+ assists, and 975+ rebounds in a career.

• Clark was the only player in major college women's basketball to lead her conference in scoring and assists in four consecutive seasons.

• Clark was the first Division I women's basketball player to eclipse 1,000-points in back-to-back seasons.

• Iowa reset a program records in assists, made three's and scoring from the season before.

• Clark, Marshall and Martin have started 135 games together, the second-most of any trio over the last 25 seasons.

• Clark was the first player in NCAA WBB history to lead the country in scoring and lead her team to the National Title game.

• Clark surpassed the NCAA's women's all-time leading scorer, Kelsey Plum, in her 126th career game against Michigan on Feb. 15, 2024.

• Clark passed the AIAW all-time leading scorer, Lynette Woodard, in her 129th career game against Minnesota on Feb. 28, 2024.

• Clark became the NCAA's men's and women's all-time leading scorer surpassing, LSU's Pete Maravich, in her 130th career game against Ohio State on March 3, 2024.

• Stuelke put together one of the most prolific performances in Iowa WBB history against PSU on Feb. 8, 2024. She set the Carver-Hawkeye Arena record for points (47), field goals (17), field goal attempts (20), and free throw attempts (21). The next week, Clark broke her arena record with 49 points against Michigan on Feb. 15, 2024.

• Clark registered 491 points (NCAA record), 152 assists (NCAA record), 78 3-point field goals (NCAA record) in 17 career NCAA Tournament games.

• 18.7M - Iowa vs. South Carolina, The championship bout recorded an average viewership of 18.7 million viewers and a peak of 24 million on ESPN and ABC. Those figures were up 89% from last year's final and a staggering 285% from 2021-22. Since 2019, no basketball game at any level-men's or women's-has generated a larger television audience. The only sporting events it fell behind was the Super Bowl and the Olympics, most watched sporting event since 2019.



## Numerical

No.	Name	Pos.	Ht.	Yr.	Hometown	Last School
1	Taylor StremLOW	G	5-10	Fr.	Verona, Wis.	Verona
2	Taylor McCabe	G	5-9	Jr.	Fremont, Neb.	Fremont
3	Sydney Affolter	G	5-11	Sr.	Chicago, Ill.	Marist
4	Kylie Feuerbach	G	6-0	RS-Sr.	Sycamore, Ill.	Iowa State
5	Ava Heiden	C	6-4	Fr.	Sherwood, Ore.	Sherwood
11	Aaliyah Guyton	G	5-7	Fr.	Peoria, Ill.	Peoria
13	Kennise Johnson	G	5-4	So.	Joliet, Ill.	Example Academy
23	Jada Gyamfi	F	6-1	Jr.	Johnston, Iowa	Johnston
32	Callie Levin	G	5-9	Fr.	Solon, Iowa	Solon
33	Lucy Olsen	G	5-10	Sr.	Collegeville, Pa.	Villanova
34	AJ Ediger	F	6-2	Sr.	Hudsonville, Mich.	Hamilton
44	Addi O'Grady	F/C	6-4	Sr.	Aurora, Colo.	Grandview
45	Hannah Stuelke	F	6-2	Jr.	Cedar Rapids, Iowa	Washington
55	Teagan Mallegni	G	5-10	Fr.	McFarland, Wis.	McFarland

## STAFF

**Head Coach:** Jan Jensen (25th year -- Drake, 1991)

**Assistant Coach:** Raina Harmon (8th year -- Central Michigan, 2004)

**Assistant Coach:** Abby (Emmert) Stamp (16th year -- Iowa, 2008)

**Assistant Coach:** Randi Henderson (1st year -- Iowa, 2001)

**Assistant Coach:** Sean Sullivan (3rd Year -- Iowa, 2015)

**Director of Player Development:** Tania Davis (3rd Year -- Iowa, 2019)

**Director of Basketball Operations:** Hannah Bluder (5th year -- Iowa, 2020)

**Video Coordinator & Director of Analytics:** Ben Lober (3rd year -- Michigan State, 2020)

## Alphabetical

No.	Name	Pos.	Ht.	Yr.	Hometown	Last School
3	Sydney Affolter	G	5-11	Sr.	Chicago, Ill.	Marist
34	AJ Ediger	F	6-2	Sr.	Hudsonville, Mich.	Hamilton
4	Kylie Feuerbach	G	6-0	RS-Sr.	Sycamore, Ill.	Iowa State
23	Jada Gyamfi	F	6-1	Jr.	Johnston, Iowa	Johnston
11	Aaliyah Guyton	G	5-7	Fr.	Peoria, Ill.	Peoria
5	Ava Heiden	C	6-4	Fr.	Sherwood, Ore.	Sherwood
32	Callie Levin	G	5-9	Fr.	Solon, Iowa	Solon
55	Teagan Mallegni	G	5-10	Fr.	McFarland, Wis.	McFarland
2	Taylor McCabe	G	5-9	Jr.	Fremont, Neb.	Fremont
44	Addi O'Grady	F/C	6-4	Sr.	Aurora, Colo.	Grandview
33	Lucy Olsen	G	5-10	Sr.	Collegeville, Pa.	Villanova
1	Taylor StremLOW	G	5-10	Fr.	Verona, Wis.	Verona
45	Hannah Stuelke	F	6-2	Jr.	Cedar Rapids, Iowa	Washington

**PRONUNCIATIONS:** <https://hawkeyesports.com/sports/wbball/roster/> (click on the ear icon next to name)

AJ Ediger	Ed-i-ger
Kylie Feuerbach	Fyeer-bawk
Jada Gyamfi	Jim-fee
Hannah Stuelke	Stul-key
Sydney Affolter	UH-fall-ter
Teagan Mallegni	muh-LAY-nee
Ava Heiden	HI-din
Aaliyah Guyton	uh-lee-uh



# IOWA WOMEN'S BASKETBALL

## HAWKEYES AT A GLANCE

**2023-24 Record:** 34-5

**Big Ten Conference Record:** 15-3/T-2nd

**2023-24 Postseason:** 8-1 (B1G Tournament Champs/NCAA Runner Up)

**2023-24 Final Ranking (AP/USA Today):** 3/2

**Starters Returning/Lost:** 1/4

**Letterwinners Returning/Lost:** 8/5

**Head Coach:** Jan Jensen, 25th year at Iowa/1st as HC

**Alma Mater/Year:** Drake, 1991

**Career Record/Years:** 0-0 (.000)

**Bluder at Iowa/Years:** 0-0 (.000)

**Big Ten Record:** 0-0 (.000)

### Assistant Coaches:

Raina Harmon, 8th year at Iowa (Central Michigan, 2004)

Abby (Emmert) Stamp, 16th year at Iowa (Iowa, 2008)

Randi Henderson, 1st year at Iowa (Iowa, 2001)

Sean Sullivan, 3rd year at Iowa (Iowa, 2019)

### Director of Player Development:

Tania Davis, 2nd year at Iowa (Iowa, 2019)

### Director of Basketball Operations:

Hannah Bluder, 5th year at Iowa (Iowa, 2020)

### Video Coordinator & Director of Analytics:

Ben Lober, 3rd year at Iowa (Michigan State, 2020)

### Athletic Trainer:

Andrea Chilcote, 3rd year at Iowa (Grand Valley State, 2012)

**Basketball Secretary:** Brenda Kral

### Basketball Office

N211 Carver-Hawkeye Arena

Iowa City, IA 52242

**Telephone:** 319-335-9258

### Letterwinners Returning (8):

Hannah Stuelke, Jr., F, 6-2\*

Taylor McCabe, Jr., G, 5-9

Addison O'Grady, Sr., F/C, 6-4

Kylie Feuerbach, RS-Sr., G, 6-0

Sydney Affolter, Sr., G, 5-11

AJ Ediger, Sr., F, 6-2

Jada Gyamfi, Jr., F, 6-1,

Kennise Johnson, So., G, 5-4

### Newcomers (6):

Lucy Olsen, Sr., G, 5-9 (Villanova)

Aaliyah Guyton, Fr., G, 5-7

Ava Heiden, Fr., C, 6-4

Callie Levin, Fr. G, 5-9

Teagan Mallegni, Fr., G, 5-10

Taylor StremLOW, Fr., G, 5-10

### Letterwinners Lost (5):

Kate Martin, Grad, G., 6-0\*

Caitlin Clark, Sr., G., 6-0\*

Gabbie Marshall, 5th, G., 5-9\*

Molly Davis, 5th, G., 5-7\*

Sharon Goodman, Sr., 6-3

\* - Denotes starter

### By Class:

**Seniors (5):** Affolter, Ediger, Feuerbach, O'Grady, Olsen

**Juniors (3):** Gyamfi, McCabe, Stuelke

**Sophomores (1):** Johnson

**Freshman (5):** Guyton, Heiden, Levin, Mallegni, StremLOW

### By Height:

**5-4:** Johnson

**5-7:** Guyton

**5-9:** Levin, McCabe, Olsen

**5-10:** Mallegni, StremLOW

**5-11:** Affolter

**6-0:** Feuerbach

**6-1:** Gyamfi

**6-2:** Ediger, Stuelke

**6-4:** Heiden, O'Grady









## UI PRESIDENT

### Barbara J. Wilson

President  
University of Iowa

Dr. Barbara J. Wilson is the 22nd president of the University of Iowa. Her leadership priorities are focused on people, and in her first year, the university finalized a new five-year strategic plan, launched transformative faculty recruitment and retention programs, and, through the recently inaugurated First Gen Hawks program, saw increased retention rates among students who are first-in-family to attend college.



President Wilson and her development team have raised over \$400 million to support the university, including the largest gift since the institution's founding in 1847.

President Wilson earned a bachelor's degree in journalism and master's and PhD degrees in communication arts from the University of Wisconsin-Madison. She came to Iowa having served as the executive vice president/vice president for academic affairs of the University of Illinois System. Prior to that, she served in several administrative positions, including interim chancellor, at the University of Illinois Urbana-Champaign, where she was a member of the communication faculty for 21 years. She was also a professor of communication at the University of California, Santa Barbara, and the University of Louisville. President Wilson's research focuses on the social and psychological effects of the media, particularly on youth.

President Wilson's spouse, John Lammers, is a retired professor of communication. They have two grown daughters.







## Beth Goetz

**Henry B. and Patricia B. Tippie**  
Interim Director of Athletics Chair



Beth Goetz was announced as Henry B. and Patricia B. Tippie Director of Athletics Chair at the University of Iowa on Jan. 18, 2024, after serving five months as UI's interim director. Goetz joined the Iowa athletics staff as Deputy Director of Athletics and Chief Operating Officer (COO) on Sept. 7, 2022. Under her leadership as interim director, several teams and studentathletes enjoyed athletic and academic success.

Seven teams advanced to postseason competition, including women's wrestling winning a national championship and women's basketball finishing as national runners-up for a second consecutive season. Iowa's women's soccer and basketball teams won their respective Big Ten Tournament, football captured the Big Ten West Division with 10 victories, while men's wrestling place fifth nationally and men's basketball advanced to the NIT Round of 16.

The 2023-24 women's basketball season got off to a historic start with the memorable "Crossover at Kinnick" event that saw a record 55,646 fans attend and help raise approximately \$250,000 for the University of Iowa Stead Family Children's Hospital. Consensus National Player of the Year Caitlin Clark led the Hawkeyes to 34 wins -- equaling the most wins in conference history -- and sellout crowds at every home game and nearly every road contest.

In the classroom, a combined 282 student-athletes earned Big Ten Academic All-Big Ten accolades, while 340 earned Dean's List and/or President's List honors in 2023-24.

Goetz joined the Iowa athletics staff from Ball State University, where she had served as Director of Athletics since May, 2018. At Ball State, she directly supervised 19 Division I Intercollegiate sports teams, all head coaches, and the senior athletics department professional staff. Goetz previously served as Minnesota's Deputy Athletics Director from 2013-15 and interim Athletics Director during the 2015-16 season.

Ball State won 10 Mid-American Conference championships during the time Goetz served as athletics director, including seven during the 2021-22 athletics campaign, the most since 1999-2000. Goetz also guided Ball State to strong marks in the Reese and Jacoby Trophy standings, which honors the top men's and women's athletics programs in the MAC, respectively. The Cardinals placed third in the Reese Trophy standings in 2021-22, their best finish since taking second in 2013. In addition, Ball State reached heights never achieved in the classroom, including back-to-back years with a 90 percent Graduation Success Rate (GSR) and the highest department GPAs on record.

Among the first projects Goetz tackled at Ball State was the creation of a five-year strategic plan titled, Onward, which was created prior to 2019. During her tenure Goetz also hired eight head coaches, launched the NIL initiative Ball You and as a member of the President's Cabinet served on several key campus committees. Goetz' fundraising acumen was on full display while at Ball State, producing increases in sport specific giving and the completion of numerous capital projects including the university's \$15 million Scheumann Family Indoor Practice Facility.

Revenue generation strategies were highlighted by an increase in ticket sales across all sports and a revamped concessions agreement.

In addition to her previous role as an administrator, Goetz has been selected for national leadership duties. Goetz was named to the NCAA Competition Oversight Committee in 2018 and served as vice chair of the NCAA Division I Women's Basketball Committee in 2021. She was named by Women Leaders in College Sports as the 2022 NCAA Division I FBS Nike Executive of the Year and was recognized by the Indianapolis Business Journal (IBJ) as one of the publications 2021 Women of Influence.

Prior to arriving at Ball State, Goetz was the chief operating officer/senior woman administrator at the University of Connecticut from 2016-18. She served as Minnesota's Deputy Athletics Director from 2013-15 and the interim athletics director during the 2015-16 year. She was the associate athletics director at Butler University from 2008-13 following a 13-year stint at the University of Missouri-St. Louis, where she was an assistant women's soccer coach (1996), head women's soccer coach (1997-2008) and assistant athletics director/senior woman administrator (2001-08). Goetz was inducted into the UMSL Sports Hall of Fame in 2014.

During her college career Goetz was an accomplished Division I student-athlete, playing soccer at Clemson University. She earned All-America recognition at Brevard College (N.C.), where she was inducted into the college's Hall of Fame in 2017. Goetz earned an associate of arts degree from Brevard in 1994 and a Bachelor of Arts degree from Clemson in 1996. She earned her master's degree from the University of Missouri-St. Louis in 2000.







P. SUE BECKWITH, MD, HEAD COACH

## JAN JENSEN

Jan Jensen is in her 25th season with the Iowa women's basketball team and her first as the head coach. Jensen was named the P. Sue Beckwith, MD, Head Women's Basketball Coach on May 13, 2024. The position was endowed in 2021 by P. Sue Beckwith, MD, one of UI athletics' most generous supporters. Sue Beckwith was a four-year letter winner with Iowa Women's Basketball (1976-1980) and has earned three UI degrees; 1980 BS, 1984 MD, and 2015 MBA.

A nationally known presence on the recruiting scene, Jensen serves as the recruiting coordinator and also works with the post players. Jensen is in her 36th season in women's college basketball (player and coach).

### Quick Facts

Hometown: Kimballton, Iowa

High School: Elk Horn-Kimballton

Alma Mater: Drake University (1991)

Degree: Public Relations

Years Coaching: 32 career, 25 at Iowa (1st as Head Coach)

Coaching Experience: Drake, Iowa

Spouse: Julie Fitzpatrick

Children: Jack and Janie





### THE JENSEN FILE AS ASSOCIATE HEAD COACH

- Helped guide Iowa to 22 postseason appearances, including 18 NCAA Tournament berths
- Guided Iowa to a postseason appearance in each of the last 16 seasons (14 NCAA, 2 WNIT)
- Helped Iowa to Big Ten Tournament Championship in 2001, 2019, 2022, 2023, 2024 and a 2008 and 2022 Big Ten Regular Season Title
- Guided Iowa to 18 upper division finishes
- Helped the Hawkeyes become the first team in Big Ten conference history to play in back-to-back National Title games (2023 and 2024)
- Took Iowa to its first National Championship appearance in program history in 2023, Sweet Sixteen since 1996 in 2015 and its first Elite Eight since 1993 in 2019 and returned to the Sweet 16 in 2021

### RECRUITING

- Integral part of developing and maintaining top-level recruiting classes at Iowa
- Jensen has recruited four McDonald's All-Americans to Iowa (Samantha Logic, Lindsay Richards, Johanna Solverson, and Caitlin Clark)

#### Helped Iowa land:

- 8th best class in 2001 (Blue Star Index)
- 9th best class in 2024 (ESPN HoopGurlz)
- 11th best class in 2011 (HoopGurlz)
- 17th best class in 2015 (ESPN HoopGurlz)
- 17th best class in 2020 (ESPN HoopGurlz)
- 18th best class in 2016 (Blue Star Basketball)
- 20th best class in 2022 (ESPN HoopGurlz)
- 22nd best class in 2021 (ESPN HoopGurlz)
- 28th best class in 2014 (Blue Star Basketball)
- 33rd best class in 2008 (ESPN HoopGurlz)

### THE RISE OF CAITLIN CLARK

- In her senior season, Clark was the consensus National Player of the Year for the second straight season: 94th AAU James E. Sullivan, Ann Meyers Drysdale, Associated Press, CSC Academic All-America Team Member of the Year, ESPN.com, Honda Sport Award, Naismith, Sporting News, The Athletic, USA Today, Wade Trophy, and Wooden Award.
- Unanimous first team All-Big Ten honors, Big Ten Tournament MVP, and Big Ten All-Tournament Team honors.
- Clark was named the 2024 Nancy Lieberman Point Guard of the Year.
- She also earned 2024 Wooden Award All-America, first team AP All-America, USBWA All-America, WBCA All-America and All-Region accolades
- In her junior season, Clark was crowned as a consensus National Player of the Year along with unanimous first team All-Big Ten honors, Big Ten Tournament MVP, and Big Ten All-Tournament Team honors
- Clark was named the Nancy Lieberman Point Guard of the Year and was the Dawn Staley Guard of the Year Award recipient – the first student-athlete to win the Dawn Staley Award in three consecutive seasons
- She also earned Wooden Award All-America, first team AP All-America, USBWA All-America, WBCA All-America and All-Region accolades
- Clark helped lead the Hawkeyes to their first National Championship appearance in program history with a 40-point triple-double over No. 1 South Carolina in the National Semifinals
- Clark ended her junior season as the first player in Division I women's basketball history to record more than 1,000 points and 300 assists in the same season. Additionally, Clark had 191 points and 60 assists

in the 2023 NCAA Tournament where the Hawkeyes defeated, SE Louisiana, Georgia, Colorado, Louisville, and South Carolina before falling to LSU.

- She broke the single season Big Ten record for most points and assists in the same season and recorded five triple-doubles.
- As a sophomore Caitlin Clark was named Big Ten Player of the Year and earned unanimous first team All-Big Ten honors and added Big Ten Tournament MVP and Big Ten All-Tournament Team honors
- Clark was named the Nancy Lieberman Point Guard of the Year and was the Dawn Staley Guard of the Year Award recipient – the first student-athlete to win the Dawn Staley Award in consecutive seasons as well as a finalist for the Naismith Award, WBCA Wade Trophy, John R. Wooden Award and Honda Sport Award
- Earned Wooden Award All-America, first team AP All-America, USBWA All-America, WBCA All-America and All-Region accolades
- Named first team CoSIDA Academic All-America
- Finished sophomore season leading the country in assists per game (8.0), points per game (27.0), final points (863), free throws made (200), triple-doubles (5) and 30-point games (11) and ranked second in total assists (257), third in field goals made (286), fourth in free-throw attempts (227), 12th in 3-pointers made (91), 14th in 3-pointers per game (2.84), 18th in double-doubles (17) and free-throw percentage (88.1) and 19th in defensive rebounds per game (7.6)
- Clark's freshman season was capped off with being named WBCA Co-Freshman of the Year (March 30), The Athletic's Co-Freshman of the Year (March 25), a Dawn Staley Award Finalists (March 7), to The Athletic All-America Team (March 25), and to the WBCA All-Region Team (March 24). She earned USBWA Tamika Catchings National Freshman of the Week (Jan. 5, Feb. 17, Feb. 23, and March 2), NCAA Starting Five (Dec. 9, Dec. 30, Feb. 17, March 3), and ESPN National Player of the Week (Dec. 14) honors – the first Big Ten freshman to earn the award.
- During her freshman campaign, Clark averaged 26.6 points, 7.1 assists, and 5.9 rebounds per game in 30 games, setting the Iowa freshman record with 26.6 points per game (men's or women's), recording the fourth-highest points per game in single-season in Iowa history (men's or women's), and was the 2020-21 NCAA Division I scoring leader (men's or women's).





# IOWA WOMEN'S BASKETBALL

## HEAD COACH JAN JENSEN

### IN THE POST

- Under Jensen's tutelage, Hawkeye post players have received numerous honors
- Led Monika Czinano to four consecutive All-Big Ten teams, where she led the country in shooting percentage her junior (.66.8) and senior (.67.9) seasons.
- Guided Megan Gustafson to consensus National Player of the Year, the first in Big Ten history
- Coached 10 players to 21 All-Big Ten honors, including seven first team selections
- Guided Megan Skouby to 2006 Big Ten Freshman of the Year and 2008 Big Ten Sixth Player of the Year honor
- Helped Jennie Lillis to a 2003 Kodak All-District selection
- Two players - Skouby and Krista VandeVenter - were invited to the USA Team Trials
- Guided Bethany Doolittle to back-to-back second team All-Big Ten honors and Big Ten All-Tournament Team accolades in 2014 and 2015. She ended her career second all-time in blocks (278) and is the single-season blocks leader (106). In the Big Ten, Doolittle is eighth in career blocks
- Jensen coached Morgan Johnson to numerous accolades, including two second team All-Big Ten honors. Under Jensen's guidance, Johnson became Iowa's career blocks leader and finished inside the top 10 in career scoring and rebounds at Iowa
- In 2009-10, Iowa's post players broke school records for rebounding and blocked shots. Morgan Johnson broke the school mark for single-season blocks, while the team broke the school record for single-season rebounding.

### THE RISE OF MEGAN GUSTAFSON

- First Consensus National Player of the Year in conference history, winning ESPNW National Player of the Year, AP Player of the Year, Naismith Trophy, and USBWA Player of the Year (Ann Meyers Drysdale Trophy).
- 2019 Big Ten Athlete of the Year and Big Ten Women's Basketball Player of the Year
- Honda Sport Award Winner for Women's Basketball
- Top-3 Finalist for the Honda Cup
- Lisa Leslie Award Winner and Senior CLASS Award Winner
- Consensus First Team All-American
- Wade Trophy Finalist, John R. Wooden Award Finalist, Naismith Defensive Player of the Year Semifinalist
- Unanimous First Team All-Big Ten Selection (Coaches & Media) as a senior (three-time All-Big Ten honoree; 2018, 2019)
- Big Ten Tournament's Most Outstanding Player
- Big Ten's All-Time Leading Rebounder
- Iowa's All-Time leading scorer and rebounder
- 23 career Big Ten Player of the Week Awards
- 13-time Big Ten Player of the Week during the 2018-19 season - a Big Ten record
- Led the nation in five categories, including points per game (27.8), field goal percentage (.69.6), total points (1,001), field goals made (412), and double-doubles (33). Ranked second in defensive rebounds per game (11), and third in rebounds per game (13.4) and total rebounds (481).
- Became the fourth NCAA women's basketball student-athlete and first ever post player to score 1,000 or more points in a single season
- Now owns 13 Iowa records (including class records)
- Academic All-Big Ten

### NCAA Records

- 33 double-doubles in a single-season (ties record)
- Ranks fourth in career double-doubles (88)
- Ranks fifth in NCAA History in field goal percentage (.656)
- Ranks 14th all-time in rebounds (1,460)

### Big Ten Records

#### Single Season

- Rebounds (481)
- Field goal percentage (.696)
- Field goals made (412)
- Double-doubles (33)

#### Career

- Rebounds (1,460)
- Field goal percentage (.656)
- Double-doubles (88)

### Iowa Records

#### Single Season

- Rebounds (481)
- Double-doubles (33)
- Field goals made (412)
- Field goal percentage (.696)

#### Career

- Rebounds (1,460)
- Double-doubles (88)

- In 2018, junior Megan Gustafson was named an All-American by seven outlets, including Sports Illustrated (first team), the Associated Press (second team), USBWA (second team), College Sports Madness (second team), USA Today (second team), ESPNW (third team), and WBCA (honorable mention)
- Named the 2018 Big Ten Player of the Year (Media)
- 4-time College Sports Madness Player of the Week during the 2017-18 season
- Only player in the country that averaged over 25 points in 2018
- Only player in the country that shot over 67 percent from the field in 2018





**JENSEN AT DRAKE**

- Before becoming a Hawkeye, Jensen also served as Coach Bluder's first assistant coach and recruiting coordinator at Drake
- Her recruiting efforts were enough to land the Bulldogs two top-13 and two top-40 classes.

**ON THE COURT**

- As a player, Jensen was one of the best Bluder ever coached at Drake
- During her senior year, she led the nation in scoring with 29.6 points per game and was the Gateway Conference Most Valuable Player
- That year, she was a Kodak Honorable Mention All-American, a member of the All-Gateway team, and the GTE Academic All-American Player of the Year
- Jensen was also Sports Illustrated's National Player of the Week
- She currently ranks fourth on Drake's all-time scoring list (1,996), sixth in field goal percentage (.535) and eighth in rebounds (.750)
- Jensen is one of only two Drake players to have her number retired in the Knapp Center
- After college, Jensen played professionally in the European Professional Basketball League for BTV-Wuppertal in Germany, winning the German Cup.
- She played there from 1992-93 and helped her club win the German Club Championship.
- In 1993, Jensen was inducted to the Iowa Girls High School Basketball Hall of Fame after leading the nation in scoring, averaging 66 points per contest her senior campaign
- Jensen is one of the few players who can say they led the nation in scoring both in high school and at a Division I university.

**OFF THE COURT**

- Off the court, Jensen is a leader in fundraising for the United Way of Johnson County
- Her 2006 campaign totaled over \$2 million – with a nine percent increase in donations and a 9.7 percent increase in the number of donations
- In 2006, she was a recipient of the Corridor Business Journal Forty Under 40 Award
- In March 2007, Jensen was named the United Way of Johnson County Volunteer of the Year for her leadership of the Emerging Philanthropists Society and the Healthy Kids School-based Clinics Initiative
- In the spring of 2014, Jensen was named a recipient of the 'Women of Influence' Award by the Corridor Business Journal. The 'Women of Influence' identifies women who have made a difference in the Corridor and who are representative role models as leaders in their fields and community
- In 2014, Jensen co-chaired the United Way record setting campaign raising over \$2.5 million

**PERSONAL**

- Native of Kimballton, Iowa
- Jensen graduated from Drake in 1991 with a degree in Public Relations. She earned her Master's in Higher Education five years later.
- In February 2007, Jensen received the Drake Double D Award. The award is presented annually to Drake letterwinners for achievements in their chosen field or endeavor and/or community service since leaving Drake. The Double D Award is the highest honor Drake bestows on its student-athletes.
- Jensen and her spouse Julie Fitzpatrick, have a son, Jack, and a daughter, Janie.
- She is a sought after speaker and works passionately to help make positive impacts in a variety of ways.





## ASSISTANT COACH RAINA HARMON

### Raina Harmon

Assistant Coach

8th Year

Central Michigan, 2004

Raina Harmon is in her eighth season as an assistant coach with the University of Iowa women's basketball team. Harmon works primarily with perimeter players.

#### THE HARMON FILE

- In Harmon's seven seasons with the Hawkeyes, she has helped Iowa to a 185-52 overall record and its second National Championship appearance in 23-24.
- The Hawkeyes won a share of the Big Ten regular-season title in 2022 with a 14-4 record, finished second in the Big Ten with an 14-4 conference mark in 2019 and third in 2020 with a 14-4 record
- Helped Iowa to four Big Ten Tournament Championships
- One of 15 leaders part of the Big Ten Conference's LGBTQ+ Working Group
- With Harmon on the sidelines, the Hawkeyes returned to the NCAA Tournament for the second time since 2015-16 in 2019, 2021, 2022, and 2023
- Kathleen Doyle earned consensus All-America status with nods from Women's Basketball Coaches Association (WBCA), United States Basketball Writers Association (WSBWA), and Associated Press (AP)
- Guided Kathleen Doyle (2019 and 2020) to first team All-Big Ten honors as well as 2020 Big Ten Player of the Year

#### AT CENTRAL MICHIGAN

- Spent five seasons (2012-2017) as an assistant coach at Central Michigan
- Her primary responsibilities included perimeter player development, academics, and scouting.
- In Harmon's five years at CMU, the Chippewas registered a combined



99-61 overall record.

- The Detroit native helped guide CMU to a 2017 Mid-American Conference (MAC) Regular Season Championship, 2013 MAC Championship, three MAC West titles (2014, 2016, 2017), an NCAA Tournament berth (2013), and three WNIT appearances.

#### PRIOR TO CENTRAL MICHIGAN

- Harmon served as the Director of Women's Basketball Operations at Michigan from 2010-12, where she assisted the coaching staff with all administrative aspects of the program.
- Before Michigan, Harmon spent a season as an assistant varsity girls basketball coach at Martin Luther King Jr. Senior High School in Detroit.

#### AS A STUDENT-ATHLETE

- Played for Central Michigan from 2001-04
- Received the Dee Pommerenk Sportsmanship Award in 2003
- Served as the president of the student-athlete advisory committee in 2003-04

#### PERSONAL

- Earned bachelor's degree in sports studies from CMU in 2004 and master's degree in sports administration from Wayne State in 2009
- Harmon and her spouse Charita Martin have one son, Ja'Quez.







## Abby Stamp

Assistant Coach  
15th Year  
Iowa, 2008

Abby (Emmert) Stamp is in her 16th year with the Iowa women's basketball program. After spending eight seasons as Iowa's director of operations, and two seasons as director of player development, Stamp was promoted to assistant coach in 2019. Stamp is responsible for off-campus recruiting and coaches the perimeter players for the Hawkeyes. She is also responsible for film breakdown and scouting.



### THE STAMP FILE

- In five seasons as assistant coach, the Hawkeyes posted a 132-37 record.
- Iowa's chief scheduler helps build one of the most exciting and demanding schedules in the country every season.
- Named one of the Most Impactful High Major Assistants in Division I Women's Basketball in 2022 by Silver Waves Media.
- Coached Caitlin Clark to National Co-Freshman of the Year and an All-American by Women's Basketball Coaches Association (WBCA), United States Basketball Writers Association (WSBWA). She also earned second-team All-America honors from Associated Press (AP) during her rookie season with the Hawkeyes.
- Kathleen Doyle earned consensus All-America status with nods from Women's Basketball Coaches Association (WBCA), United States Basketball Writers Association (WSBWA), and Associated Press (AP).
- Guided Doyle (2019 and 2020) to first team All-Big Ten honors as well as 2020 Big Ten Player of the Year.

### THE RISE OF CAITLIN CLARK

- In her senior season, Clark was the consensus National Player of the Year for the second straight season: 94th AAU James E. Sullivan, Ann Meyers Drysdale, Associated Press, CSC Academic All-America Team Member of the Year, ESPN.com, Honda Sport Award, Naismith, Sporting News, The Athletic, USA Today, Wade Trophy, and Wooden Award.
- Unanimous first team All-Big Ten honors, Big Ten Tournament MVP, and Big Ten All-Tournament Team honors.
- Clark was named the 2024 Nancy Lieberman Point Guard of the Year.
- She also earned 2024 Wooden Award All-America, first team AP All-America, USBWA All-America, WBCA All-America and All-Region accolades
- In her junior season, Clark was crowned as a consensus National Player of the Year along with unanimous first team All-Big Ten honors, Big Ten Tournament MVP, and Big Ten All-Tournament Team honors
- Clark was named the Nancy Lieberman Point Guard of the Year and was the Dawn Staley Guard of the Year Award recipient - the first student-athlete to win the Dawn Staley Award in three consecutive seasons
- She also earned Wooden Award All-America, first team AP All-America, USBWA All-America, WBCA All-America and All-Region accolades
- Clark helped lead the Hawkeyes to their first National Championship appearance in program history with a 40-point triple-double over No. 1 South Carolina in the National Semifinals
- Clark ended her junior season as the first player in Division I women's basketball history to record more than 1,000 points and 300 assists in the same season. Additionally, Clark had 191 points and 60 assists in the 2023 NCAA Tournament where the Hawkeyes defeated, SE Louisiana, Georgia, Colorado, Louisville, and South Carolina before falling to LSU.
- She broke the single season Big Ten record for most points and assists in the same season and recorded five triple-doubles.
- As a sophomore Caitlin Clark was named Big Ten Player of the Year and earned unanimous first team All-Big Ten honors and added Big Ten Tournament MVP and Big Ten All-Tournament Team honors

## ASSISTANT COACH ABBY (EMMERT) STAMP

- Clark was named the Nancy Lieberman Point Guard of the Year and was the Dawn Staley Guard of the Year Award recipient - the first student-athlete to win the Dawn Staley Award in consecutive seasons as well as a finalist for the Naismith Award, WBCA Wade Trophy, John R. Wooden Award and Honda Sport Award
- Earned Wooden Award All-America, first team AP All-America, USBWA All-America, WBCA All-America and All-Region accolades
- Named first team CoSIDA Academic All-America
- Finished sophomore season leading the country in assists per game (8.0), points per game (27.0), final points (863), free throws made (200), triple-doubles (5) and 30-point games (11) and ranked second in total assists (257), third in field goals made (286), fourth in free-throw attempts (227), 12th in 3-pointers made (91), 14th in 3-pointers per game (2.84), 18th in double-doubles (17) and free-throw percentage (88.1) and 19th in defensive rebounds per game (7.6)
- Clark's freshman season was capped off with being named WBCA Co-Freshman of the Year (March 30), The Athletic's Co-Freshman of the Year (March 25), a Dawn Staley Award Finalists (March 7), to The Athletic All-America Team (March 25), and to the WBCA All-Region Team (March 24). She earned USBWA Tamika Catchings National Freshman of the Week (Jan. 5, Feb. 17, Feb. 23, and March 2), NCAA Starting Five (Dec. 9, Dec. 30, Feb. 17, March 3), and ESPN National Player of the Week (Dec. 14) honors - the first Big Ten freshman to earn the award.
- During her freshman campaign, Clark averaged 26.6 points, 7.1 assists, and 5.9 rebounds per game in 30 games, setting the Iowa freshman record with 26.6 points per game (men's or women's), recording the fourth-highest points per game in single-season in Iowa history (men's or women's), and was the 2020-21 NCAA Division I scoring leader (men's or women's).

### AS A STUDENT-ATHLETE

- Stamp was a member of the Iowa women's basketball team from 2005-08
- Named team co-captain in 2008
- Helped lead the Hawkeyes to a 2008 Big Ten regular season championship
- Received the Dr. Christine Grant Leadership Award for women's basketball in 2008
- Stamp played in 123 career games as a Hawkeye, including 22 starts
- Her 123 games played are the tied for the fourth-most of any player in Iowa women's basketball history
- Scored 299 career points, collected 144 rebounds and dished out 177 assists
- She scored a career-high 17 points against Iowa State as a junior in 2006

### PERSONAL

- A native of Winterset, Iowa
- Graduated with a communications studies degree from Iowa in 2008 and received her MBA from Iowa in December of 2017
- Worked for the United Way of East Central Iowa before taking over as director of basketball operations
- Stamp married her husband, Quinn, in the summer of 2015. They have two kids, Mavis and Wyn.





## ASSISTANT COACH RANDI HENDERSON

### Randi Henderson

Assistant Coach

1st Year

Iowa, 2001



- Henderson spent the last seven seasons at WashU in St. Louis as the head women's basketball coach. Henderson's teams went 103-54 (.656) with four NCAA Tournament appearances. She guided the Bears to four top three finishes in the University Athletic Association in seven seasons.
- Henderson led the Bears to the UAA Title in 2018-19 as the team went 13-1 during conference play. WashU proceeded have a deep run in the NCAA Tournament, advancing to the sectional finals with a trio of victories and concluded the year with a 22-7 mark.
- The success of the Bears led to Henderson being named the Central Region Coach of the Year by D3hoops.com. She and her assistant coaches were named the UAA Coaching Staff of the Year, as well.
- In her first season on the Danforth Campus, Henderson led the Bears to a 19-8 record. The Bears earned an at-large bid to the NCAA Tournament and advanced to the second round.
- During 2017-18, WashU's offense finished in the top-10 nationally in six categories including second in 3-point field goal percentage (40.8), fourth in assists per game (19.0), fifth in field-goal percentage (46.0), ninth in scoring offense (78.2), ninth in assists (514) and 10th in free-throw percentage (76.7). The Bears also ranked in the top-10 in assist-to-turnover ratio (1.22) and assists (517) in 2018-19.
- Henderson arrived at WashU after spending two years as an assistant women's basketball coach at Charlotte. She also spent nine years as

head coach at Coe College (2006-15) and one season at University of Minnesota-Morris (2005-06).

- In her first season with the 49ers, Henderson made an immediate impact and helped guide Charlotte to a 19-11 record, top-four Conference USA Championship ranking and one of the best offensive campaigns in program history. The 49ers topped the league in scoring (74.7 ppg) and field goal percentage (45.5), finishing among the top-25 nationally in both categories. In her final season, Charlotte posted a 21-10 record and advanced to the Conference USA Quarterfinals.
- Henderson joined the Niners after a nine-year stint as the head women's basketball coach at Coe College. She also served as the department's assistant athletic director and senior women's administrator.
- She led the Kohawks to a school-best three 20-plus win seasons, including a school-record 26 on their way to the NCAA Sectional Semifinals in 2010-11. Coe finished with a 14-2 mark in the Iowa Intercollegiate Athletic Conference (IIAC) that season, sharing the league's regular-season crown before picking up the tournament title.
- She received two IIAC Coach of the Year honors (2010, 2011) and a nod as the WBCA West Region Coach of the Year during her Coe tenure. Her overall record with the program was 155-91 (.630), the most wins by any head coach in school history. She also guided the Kohawks to a 90-48 (.652) ledger in conference action during her nine-year stint.
- Prior to arriving at Coe, Henderson spent one season at Minnesota Morris (UMM) where she earned Upper Midwest Athletic Conference Coach of the Year accolades. She directed the Cougars to a 16-10 record, including 10 wins in league play to tie for second. She was an assistant at UMM for two seasons, 2003-04 and 2004-05, prior to her elevation to head coach.
- A native of Cedar Falls, Iowa, she began her coaching career as a volunteer at Athens High School in Athens, Ohio, as a graduate teaching assistant.
- Henderson played collegiately at the University of Iowa, where she was a three-year starter and team captain for the Hawkeyes. She helped guide the Hawkeyes to a pair of NCAA Tournaments (1998, 2001) and the 2001 Big Ten Tournament Championship. Jensen coached Henderson her final season with the Hawkeyes in 2000-01.
- She graduated from UI in 2001 with a bachelor's degree in health, leisure and sport studies. Henderson received a master's degree in recreation and sport sciences at Ohio University in 2003. She was named Iowa Miss Basketball in 1997.







## ASSISTANT COACH SEAN SULLIVAN

### Sean Sullivan

Assistant Coach, General Manager  
1st Year  
Iowa, 2015

- Sullivan served as the director of player personnel, development, and recruiting operations at North Carolina for two seasons. In June of 2023, his title was updated to reflect his added role as an assistant coach for the Tar Heels in his third year with the program.
- Prior to North Carolina, Sullivan was the director of video for the women's basketball program at Pitt for two seasons. For two years prior to that, he was part of the Penn State women's basketball staff, serving as director of scouting & digital technology.
- As an undergraduate at UI, he spent four years as a women's basketball manager, then became the team's video coordinator. He also spent a summer as video coordinator for USA Basketball, where he was part of the women's squad that won silver at the 2015 Pan Am Games.



### Tania Davis

Director of Player Development  
2nd Year  
Iowa, 2019

Tania Davis is in her second year with the Iowa women's basketball program.

#### THE DAVIS FILE

- Works closely with Iowa student-athletes, helping them develop into strong leaders and role models in the Iowa City community
- Assists the basketball staff in the day-to-day activities of the program



#### AS A STUDENT-ATHLETE

- She was tabbed an All-Big Ten Honorable Mention in 2019 and named to the 2016 Big Ten All-Freshman Team
- As a senior, Davis became the 36th Hawkeye to reach 1,000 career points. She ended her career with 1,007 points and scored double figures in 18 games. During the year, Davis notched new career single-season highs in points, rebounds, assists, field goals made, and 3-point field goals made. Davis finished the year with 162 assists, which ranked second on the team. Davis also helped lead the Hawkeyes to a Sweet Sixteen appearance in her senior campaign.
- In 2017-18, Davis made 12 starts and recorded double figures in seven of those games. As a junior, Davis averaged 9.7 points, 5.2 assists and 3.2 rebounds per game. She shot over 41 percent from 3-point range finishing the season with 21 triples.
- Davis started 23 contests before tearing her ACL as a sophomore in 2016-17. She scored double-digits in 14 of those games. Davis led the team in free throw shooting percentage.
- In her debut season, Davis logged minutes in every game and made 16 starts. She led the Hawkeyes with 111 assists, which ranks second in the program for a freshman.

#### PERSONAL

- Graduated with a health and human psychology degree from Iowa in 2019
- Earned her master's in athletic leadership from Clemson in 2021







## DIRECTOR OF OPERATIONS VIDEO COORDINATOR

### Hannah Bluder

Director of Operations  
5th Year  
Iowa, 2020  
Northwestern, 2023

Hannah Bluder is in her fifth season with the Iowa women's basketball program. Bluder was hired as the director of operations in October 2020.

#### THE BLUDER FILE

- Works closely with the Hawkeye basketball staff, helping coordinate and carry out day-to-day activities of the program
- Responsible for arranging team travel and activities, supervising public service opportunities for the team, and coordinating summer camps and training tables

#### PERSONAL

- Bluder is a 2020 University of Iowa graduate with a degree in sport and recreational management with a business emphasis
- She received her master's in sport administration from Northwestern in the spring of 2023
- Daughter of Lisa and Dave Bluder
- Has one sister, Emma, and a brother, David



### Ben Lober

Video Coordinator & Director of Analytics  
3rd Year  
Michigan State, 2020

Ben Lober is in his third season with the Iowa women's basketball program, serving as the Video Coordinator and Director of Analytics. Lober was a pivotal piece in Iowa's First National Title appearance in program history.

#### THE LOBER FILE

- Oversees all scouting video operations and analytics for team
- Coordinates video exchange
- Compiles advanced analytics for National Television broadcasts
- Builds and oversees the managers and practice squad

#### PRIOR TO IOWA

- Ben has served as a graduate assistant with Canisius College as the Academic and Operations Coach for women's basketball, coordinating all video responsibilities throughout the season including practice, game and film exchange with the opposing teams.
- Spent two years working with Michigan State women's basketball as a student manager and head manager assisting with video and evaluation responsibilities.

#### PERSONAL

- Graduated from Michigan State University with a bachelor of arts degree in economics and quantitative data analytics in 2020.
- He is currently pursuing his master's in sports administration from Canisius College.





## SUPPORT STAFF

THE PROGRAM  
COACHES/STAFF


THE HAWKEYES | HONORS/AWARDS | HISTORY/RECORDS | MEDIA INFORMATION



**Lindsay Alexander**  
Strength and Conditioning




**Andrea Chilcote**  
Athletic Trainer



**John Bruno**  
Academic Coordinator



**Brenda Kral**  
Basketball Secretary



**Kevin Foor**  
Equipment Manager



**Josh Berka**  
Event Coordinator



**Dalton Conrad**  
Video Productions



**Bailey Turner**  
Sports Information







## MEET THE HAWKEYES

### 3 - Sydney Affolter

Guard, 5-11, Senior  
Chicago, Illinois  
(Marist HS)



#### 2023-24

- Named to the Big Ten's All-Tournament Team
- Named to the Albany 2 All-Regional Team
- Had career-high 14 rebounds against No. 8 Virginia Tech.
- Recorded first career start against Kansas State.
- Registered a season-high with three made 3-pointers against FGCU (11/25) and Penn State (3/8).
- Recorded career-high in points with 18 against Penn State (3/8).
- Registered nine games this season with eight+ rebounds.
- Notched first career double-double with 10 points and 10 rebounds against Rutgers (1/5).
- Registered three 10+ point performances at the BTT.
- Tallied a career best eight assists against Michigan (3/9).

#### 2022-23

- Had career-high three steals vs. Minnesota
- Registered a career-high 14 points and eight rebounds against No. 7 Maryland
- Scored a season-high 12 points against Penn State
- Dished out a career-high six assists against Rutgers
- Earned Dean's List recognition

#### 2021-22

- Played in 19 games, including eight games with double-digit minutes on the court
- Made collegiate debut against New Hampshire, tallying four rebounds and a block
- Made first NCAA Tournament appearance against Illinois State, scoring five points and pulling down one rebound
- Scored a career-high eight points against Southern University
- Pulled down a eight career-high rebounds against Wisconsin (Feb. 3)
- Recorded career-high four offensive rebounds at Michigan (Feb. 6)
- Earned Dean's List recognition

#### HIGH SCHOOL

- Played at Marist High School under head coach Mary Pat Connolly
- Three-time all-state, all-region, and East Suburban All-Conference first team honoree
- Two-time state qualifier for Queen of the Hill 3-Point Shootout
- Named to the Montini Christmas All-Tournament first team as a sophomore as well as the State Farm Holiday Classic and Grow the Game all-tournament teams as a junior

- Scored her 1,000th point and pulled in her 500th rebound during her junior season
- Averaged 14.2 points, 7.8 rebounds, 2.6 steals, 2.3 assists, and 1.3 blocks per game her junior year
- During her sophomore season, averaged 17.0 points, 7.1 rebounds, 2.5 steals, and 1.6 blocks per game
- Averaged 12.2 points, 6.9 rebounds, and 2.6 steals per game as a freshman
- Contributed to two regional championships (2018, 2020) and helped team to three consecutive second-place finishes in the East Suburban Catholic Conference Championship
- Played for All Iowa Attack (Dickson Jensen) during the 2020 season, finishing the season with a 48-0 record, Nike Championship, and USJN Pool All Stars recognition
- Dean's List honoree and was a student ambassador

#### PERSONAL

- Daughter of Shellie and Ed Affolter
- Health and Human Physiology major
- Has one brother, Trey, who plays basketball at St. Ambrose University
- Father played basketball at the University of Illinois-Chicago

#### CAREER HIGHS

- **Points:** 18 vs. Penn State 3/8/24
- **Rebounds:** 4 vs. Virginia Tech 11/9/23
- **FGM:** 7 vs. Bowling Green 12/2/23
- **FGA:** 11 at Maryland 2/21/23
- **3-pt FG:** 3, 2x, last vs. Penn State 3/8/24
- **3-pt FGA:** 4, 2x, last vs. Penn State 3/8/24
- **FTM:** 7 vs. Ohio State 3/5/23
- **FTA:** 8 vs. Ohio State 3/5/23
- **Assists:** 8 vs. Michigan 3/9/24
- **Steals:** 4 vs. Drake 11/19/23
- **Blocks:** 3 vs. Penn State 2/8/24



#### CAREER STATISTICS

YEAR	GP/GS	FG-FGA	PCT	3-PT	PCT	FT-FTA	PCT	O-D=RB	AVG	PF-DI	AST	TO	BLK	STL	PTS	AVG
Fresh.	19/0	9-38	.237	2-12	.167	11-12	.917	14-33=47	2.5	19-1	8	12	2	5	31	1.6
Soph.	37/0	35-73	.479	5-24	.208	31-36	.861	29-57=86	2.3	33-0	37	19	5	14	106	2.9
Junior	39/12	107-194	.552	24-58	.414	88-106	.830	84-167=251	6.4	67-1	89	39	16	44	326	8.4
<b>TOTALS</b>	<b>95-12</b>	<b>151-305</b>	<b>.495</b>	<b>31-94</b>	<b>.330</b>	<b>130-154</b>	<b>.844</b>	<b>127-257=384</b>	<b>4.0</b>	<b>119-2</b>	<b>134</b>	<b>70</b>	<b>23</b>	<b>63</b>	<b>463</b>	<b>4.9</b>





# IOWA WOMEN'S BASKETBALL

## MEET THE HAWKEYES

### 34 - AJ Ediger

Forward, 6-2, Senior  
Hudsonville, Michigan  
(Hamilton HS)



#### 2023-24

- Notched a career-best eight points against a Big Ten team against Northwestern (1/16).
- Recorded two steals against Northwestern (1/31).

#### 2022-23

- Scored a season-high 10 points against Dartmouth and recorded four rebounds (Dec. 21)

#### 2021-22

- Played in 14 games
- Made collegiate debut against New Hampshire, knocking down two free throws
- Made first NCAA Tournament appearance against Illinois State
- Scored a season-high six points at Penn State and recorded three rebounds against three opponents

#### HIGH SCHOOL

- Ranked No. 47 in the 2021 signing class by ESPN
- Played at Hamilton High School under head coach Jackie Schwark
- Three-time Holland Sentinel Dream Team, Grand Rapids Dream Team, all-region, and all-conference selection
- Named to the all-state team as a sophomore and Best of the Best team, highlighting the best 16 players across the state from all divisions by the Basketball Coaches Association of Michigan
- As a junior, averaged 22 points and 12 rebounds per game, leading Hamilton to a regional championship before the season was canceled due to the COVID-19 pandemic.
- As a sophomore, averaged 21 points, 10 rebounds, and 3 steals per game, advancing team to the state semifinals
- As a freshman, averaged 12 points and 6 rebounds per game, helping her team to the quarterfinals in the state tournament
- Helped team to two conference championships as a freshman and sophomore, while finishing third as a junior
- Played for West Michigan Drive AAU team under head coach Larry Copeland, placing third in the National Blue Star Championship Tournament in 2019
- Three-time all-region and all-conference selection on the volleyball team at Hamilton as well as all-state honoree as a sophomore and junior
- Received Division I offers to play volleyball, but ultimately chose to continue her basketball career
- Earned varsity letter as a freshman and sophomore on the track and field team, throwing discus and shot put – junior season was canceled due to the

COVID-19 pandemic.

- High Honor Roll student

#### PERSONAL

- Daughter of Jay and Annette Ediger
- Interdepartmental Studies major
- Has three older sisters, Abi, Annaka, and Aarika
- Ediger has seven family members that have played college athletics, including her dad, Jay, who played football at Wheaton College, mom, Annette, who played basketball and ran track at Calvin college, and all three sisters, Abi, and Annaka played basketball and ran track at Calvin College and Aarika plays softball at Hope College.

#### CAREER HIGHS

- Points:** 10 vs. Dartmouth, 12/21/22
- Rebounds:** 4, 4 times
- FGM:** 5 vs. Dartmouth, 12/21/22
- FGA:** 7 vs. Dartmouth, 12/21/22
- 3-pt FG:** ---
- 3-pt FGA:** 1, 3x, last vs. Michigan, 3/9/24
- FTM:** 3 vs. Wisconsin, 1/16/24
- FTA:** 5 vs. Wisconsin, 1/16/24
- Assists:** 2 at Nebraska, 1/9/22
- Steals:** 2 at Northwestern, 1/31/24
- Blocks:** 1, 2x, last vs. Michigan, 3/9/24



#### CAREER STATISTICS

YEAR	GP/GS	FG-FGA	PCT	3-PT	PCT	FT-FTA	PCT	O-D=RB	AVG	PF-DI	AST	TO	BLK	STL	PTS	AVG
Fresh.	14/0	9-20	.450	0-2	.000	2-2	1.000	4-11=15	1.1	4-0	3	4	0	0	20	1.4
Soph.	17/0	12-20	.600	0-0	.000	5-7	.714	9-9=18	1.1	5-0	4	0	0	1	29	1.7
Junior	24/0	17-28	.607	0-1	.000	8-12	.667	15-14=29	1.2	13-0	4	9	2	6	42	1.8
TOTALS	55/0	38-68	.559	0-3	.000	15-21	.714	28-34=62	1.1	22-0	11	13	2	7	91	1.7



## MEET THE HAWKEYES

### 4 - Kylie Feuerbach

Guard, 6-0, RS Senior

Sycamore, Illinois

[Sycamore HS/Iowa State]



#### 2023-24

- Netted a career-high four treys against Minnesota (2/28).
- Registered a season-high with 13 points against Minnesota (2/28).
- Recorded a career-best four steals against Ohio State (3/3), the second-most by an Iowa Hawkeye in a single game this season.

#### 2022-23

- Missed entire season due to an injury.

#### 2021-22

- Played all 32 games and started two in her first season as a Hawkeye
- Dished out season-high assists (6) in home opener against New Hampshire (Nov. 9)
- Scored season-high points (10) against Illinois (Jan. 23)
- Pulled down season-high rebounds (5) against Evansville (Jan. 3)
- Made first career start as a Hawkeye at Wisconsin (Feb. 3)
- Pulled down four rebounds and scored seven points against No. 6/5 Michigan (Feb. 27), while shooting 3-for-3 from the field, including a 3-pointer.

#### 2020-21

- Played freshman season for the Iowa State Cyclones under head coach Bill Fennelly.
- Started 24 of the Cyclones' 28 games during the 2020-21 season, including the Cyclones' NCAA First and Second Round tournament games against Michigan State and Texas A&M.
- Averaged 5.5 points and 3.1 rebounds per game, while shooting 36 percent from the field on the season.
- Tallied a career-best three blocks in her career debut against Nebraska-Omaha
- Registered career-high points (17) against Kansas State (Dec. 18)
- Scored 10 or more points in six contests
- Pulled in a season-best seven rebounds against Texas A&M (Mar. 24)
- Earned Big 12 Freshman of the Week, twice (Feb. 1, Mar. 9)

#### HIGH SCHOOL

- As a four-year starter for Sycamore High School, she averaged 19.9 points, 7.3 rebounds, 4.5 steals and 1.6 blocks
- Four-year letterwinner at Sycamore High School, closing her high school career

with over 2,000 points

- Named to the First-Team All-State by the Associated Press and was a three-time Daily Chronicle Girls Basketball Player of the Year
- Member of the All-Iowa Attack AAU squad, alongside teammate Caitlin Clark, that claimed a national title in 2018 at the prestigious Nike EYBL tournament, where she netted the game-winning 3-pointer in the championship game in front of NBA great Kevin Durant
- Finished as the national runner up in the 2019 Nike EYBL tournament
- Ranked No. 71 overall in her recruiting class by ESPN
- Letterwinner

#### PERSONAL

- Daughter of Steve and Lisa Feuerbach
- Business major
- Has two brothers, Nick and Isaiah and two sisters, Alyssa and Faith
- Born on May 21, 2001

#### CAREER HIGHS

- **Points:** 17 vs. Kansas State, 12/18/20
- **Rebounds:** 7, 2x, last vs. Texas A&M, 3/24/21
- **FGM:** 6, 2x, last vs. Kansas State, 12/18/20
- **FGA:** 14 vs. UNI, 12/15/20
- **3-pt FG:** 4 vs. Minnesota, 2/28/24
- **3-pt FGA:** 8 vs. Minnesota, 2/28/24
- **FTM:** 5 vs. Baylor, 1/31/21
- **FTA:** 6 vs. Baylor, 1/31/21
- **Assists:** 6 vs. New Hampshire, 11/09/21
- **Steals:** 4 vs. Ohio State, 3/3/24
- **Blocks:** 3 vs. Omaha, 11/25/20



#### CAREER STATISTICS

YEAR	GP/GS	FG-FGA	PCT	3-PT	PCT	FT-FTA	PCT	O-D=RB	AVG	PF-DI	AST	TO	BLK	STL	PTS	AVG
Fresh.	28/24	59-164	.360	19-70	.271	18-28	.643	19-69=88	3.1	46-1	19	36	11	15	155	5.5
Soph.	32/2	36-85	.424	11-36	.306	25-29	.862	7-35=42	1.3	37-0	31	43	6	15	108	3.4
Junior	39/0	30-96	.313	21-71	.296	20-26	.769	12-39=51	1.3	43-0	33	29	6	27	101	2.6
TOTAL	99/26	125-345	.362	51-177	.288	63-83	.759	38-143=181	1.8	126-1	83	108	23	57	364	3.7





## MEET THE HAWKEYES

### 11 - Aaliyah Guyton

Guard, 5-7, Freshman  
Peoria, Illinois  
(Peoria HS)



#### HIGH SCHOOL

- No. 57 overall prospect (ESPN.com)
- Four-star prospect, averaging 21.6 points, 4.6 rebounds and 3.8 assists during her junior season.
- 2x First Team IBCA, 2x First Team All-Big 12 Conference, 2x All-Big 12 POY, 2x First Team All-Area.
- No. 1 player in Illinois in 2024 (PrepGirlsHoop.com)

#### PERSONAL

- Mother, Adriana Mafra, played basketball for 25 years with the Brazilian National Team and was a Phoenix Mercury.
- Father, AJ Guyton, played basketball at Indiana, professionally overseas, and the Chicago Bulls.
- Majoring in Sports and Recreation Management





## MEET THE HAWKEYES

### 23 - Jada Gyamfi

Forward, 6-1, Junior

Johnston, Iowa

(Johnston HS)



#### 2023-24

- Recorded a career-high seven points against Bowling Green (12/2).
- Played over five minutes in six games this season.

#### 2022-23

- Ranked No. 68 by World Exposure Report of top newcomers to watch
- Made first collegiate debut against Dartmouth (Dec. 21)

#### HIGH SCHOOL

- 2022 Class 5A Iowa State Champion during senior season and was runner-up during junior season at Johnston High School
- CIML Conference Champion junior and senior seasons
- Named to Iowa All-Tournament, all-region and all-district teams as a junior and senior
- Earned first team honors from the Iowa Girls Coaches Association and Iowa Print Sports Writers Association as a junior and senior and was a second team IPSWA honoree as a sophomore
- Second team all-conference as a freshman at Johnston High School before earning first team all-conference honors as a sophomore, junior and senior
- Named team MVP sophomore, junior and senior seasons as well as Offensive Player of the Year, Captain award, top rebounder and most efficient
- Played for All Iowa Attack (2017-2021) under Dickson Jensen, Randy Mauro and Allen Jones, winning three Nike National Championships, two Boo Williams Championships and recorded an undefeated season in 2020
- Played for Kingdom Hoops (2013-2017) under Ryan Carpenter and for Iowa Heirs under Jamie Gyamfi
- Four-time Academic All-Conference recipient

#### PERSONAL

- Born on March 22, 2004
- Daughter of Jamie and Nana Gyamfi
- Sport and Recreation Management major
- Has three siblings, Katre, Chancellor and Maya
- Sister, Maya, played basketball at Northern Iowa; brother, Chancellor, was a first team All-American on the Iowa Western football team; mother, Jamie played basketball at Ellsworth before transferring to Mt. Mercy to play basketball and golf; aunt, Melanie House, played basketball and golf at Luther College

#### CAREER HIGHS

- Points: 7 vs. Bowling Green, 12/02/23
- Rebounds: 4 vs. Dartmouth, 12/21/22
- FGM: 3 vs. Bowling Green, 12/2/23
- FGA: 3, 5 times
- 3-pt FG: 1, 4 times
- 3-pt FGA: 2 vs. Penn State, 1/14/23
- FTM: 1 vs. Rutgers, 2/12/23
- FTA: 2 vs. Rutgers, 2/12/23
- Assists: 1, 8 times
- Steals: 1, 3x, last vs. Wisconsin, 1/16/24
- Blocks: 1 vs. Purdue Fort Wayne, 11/24/23



#### CAREER STATISTICS

YEAR	GP/GS	FG-FGA	PCT	3-PT	PCT	FT-FTA	PCT	O-D=RB	AVG	PF-DI	AST	TO	BLK	STL	PTS	AVG
Fresh.	8-0	2-7	.286	1-4	.250	1-2	.500	2-6=8	1.0	1-0	4	3	0	1	6	0.8
Soph.	20-0	12-26	.462	3-9	.333	0-0	.000	3-8=11	0.6	9-0	4	8	1	2	27	1.4
TOTALS	28-0	14-33	.424	4-13	.308	1-2	.500	5-14=19	0.7	10-0	8	11	1	3	33	1.2





## MEET THE HAWKEYES

### 5 - AVA HEIDEN


Center, 6-4, Freshman  
Sherwood, Oregon  
(Sherwood HS)

#### HIGH SCHOOL

- No. 36 overall prospect (ESPN.com)
- Four-star prospect, averaging 17.2 points, 11.3 rebounds, 4.0 steals, 3.0 assists, and 2.8 blocks.
- 2x Academic All-State, 2x 6A Pacific Conference First Team, 6A Pacific Conference Player of the Year, 2x All-State Second Team, 6A Pacific Conference DPOY.
- No. 5 post prospect (ESPN.com)
- Program's first Oregonian

#### PERSONAL

- Daughter of Randy and Kelly Heiden
- Majoring in Finance





## MEET THE HAWKEYES

### 13 - Kennise Johnson

Guard, 5-4, Sophomore

Joliet, Illinois

(Example Academy)



#### 2023-2024

- Recorded a career-high 4 points against Wisconsin (1/16).
- Registered over seven minutes of play against FGCU (11/25).

#### HIGH SCHOOL

- No. 3 guard in the state of Illinois
- No. 13 overall prospect in Illinois
- In her junior year she won the Prep School National Championship
- Averaged 11.3 PPG, 6.2 APG, 5.9 RPG, and 3.1 SPG in her junior season
- Played for Example Academy under head coach Barry Bradford, who was also her AAU coach for Example Sports

#### CAREER HIGHS

- Points:** 4 vs. Wisconsin, 1/16/24
- Rebounds:** 1, 4 times
- FGM:** 1, 2x, last vs. Wisconsin, 1/16/24
- FGA:** 1, 6 times
- 3-pt FG:** -
- 3-pt FGA:** 1, 3x, last vs. Rutgers, 1/5/24
- FTM:** 2 vs. Wisconsin, 1/16/24
- FTA:** 2, 2x, last vs. Wisconsin, 1/16/24
- Assists:** 2 vs. FGCU, 11/25/23
- Steals:** 1 vs. FDU, 11/6/23
- Blocks:** -



#### CAREER STATISTICS

YEAR	GP/GS	FG-FGA	PCT	3-PT	PCT	FT-FTA	PCT	O-D=RB	AVG	PF-DI	AST	TO	BLK	STL	PTS	AVG
Fresh.	14-0	2-6	.333	0-3	.000	3-4	.750	0-4=4	0.3	5-0	3	2	0	1	7	0.5
TOTALS	14-0	2-6	.333	0-3	.000	3-4	.750	0-4=4	0.3	5-0	3	2	0	1	7	0.5





# IOWA WOMEN'S BASKETBALL

## MEET THE HAWKEYES

### 32 - Callie Levin


Guard, 5-9, Freshman  
Solon, Iowa  
(Solon HS)

#### HIGH SCHOOL

- 1,984 career points with 535 rebounds, 412 assists and 417 steals
- 22 PPG, 6.9 RPG, 4.5 APG, 4.8 SPG as a senior
- 2024 Miss Iowa Basketball
- 2024 USA TODAY Iowa Basketball Player of the Year
- 2024 SB Live/Sports Illustrated Iowa Basketball Player of the Year
- 2024 Gazette All-Area Player of the Year
- 2024 3A Class State Champion, 3A State All-Tournament Team, 3A State Tournament Top Producer Award
- Career and single-season 3-point record holder at Solon High School
- All Iowa Attack (2020-2022) - won 2021 16U Nike National Championship
- Ranked No. 1 Point Guard (2024) in Iowa by Prep Girls Hoops
- 2024 McDonald's All-America Nominee
- 4x IBCA 1st Team All-State (3A/4A); 3x IPSWA 1st Team All-State (3A/4A); 4x Unanimous 1st Team All-Conference (WaMaC); 4x WaMaC Conference Player of the Year; 4x IBCA All-Region; 4x IGCA SE Iowa All-District (3A/4A); 4x Des Moines Register All-Iowa Team, 3x first team and 2024 Elite Team; 4x Cedar Rapids Gazette All-Area Team
- No. 2 player in Iowa in 2024 (PrepGirlsHoop.com)

#### PERSONAL

- Daughter of Nate & Tara Levin
- Studying Business & Communication





## 55 - Teagan Mallegni

Guard, 5-10, Freshman  
McFarland, Wisconsin  
(McFarland HS)

### HIGH SCHOOL

- No. 64 overall prospect (ESPN.com)
- 2x First Team All-Conference, 2x Rock Valley Player of the Year, 2x First Team All-State, 2x Team MVP, 2x Team Captain.
- School records held at McFarland HS; all-time points, most points in a season, most points in a game (62), tied most three's in a game (9), second most rebounds in a game (19).
- No. 2 player in Wisconsin in 2024 (PrepGirlsHoop.com)

### PERSONAL

- Daughter of Tony & Sara Mallegni
- Parents played sports at UW-Whitewater
- Undecided Major







## MEET THE HAWKEYES

### 2 - Taylor McCabe

Guard, 5-9, Junior  
Fremont, Nebraska  
(Fremont HS)



#### 2023-24

- Registered a career-high 18 points and six three pointers made against FGCU (11/25).
- Made a career-high five threes, shooting 71.4% from the arc, against Minnesota (2/28).

#### 2022-23

- Ranked No. 78 by World Exposure Report of top newcomers to watch.
- Had career-high 12 points against Rutgers (2/12), going 4-7 from behind the arc.
- Letter winner and Dean's List.

#### HIGH SCHOOL

- 2022 Nebraska Gatorade Player of the Year and Nebraska Coaches Association Player of the Year
- Ranked No. 88 recruit nationally by ESPN in 2022 - the only ranked Nebraska player
- 2022 Class A Nebraska State Champion during senior season and was runner-up during junior season under Kelly Flynn
- Three-time first team Nebraska Super State honoree and earned second team honors as a freshman
- Accumulated over 2000 career points - the first Nebraska Class A guard to achieve the feat
- Broke Nebraska Class A 3-point record as a freshman and finished high school career with 389 career 3-pointers
- Holds the Fremont records for most 3-pointers in a game (9), season (107) and career (389) as well as career points (2313) and steals in a season and career
- Two-time Class A HAC Champions and two-time runners up
- Played for All Iowa Attack (2020-21) under Dickson Jensen, winning the 2021 Nike Nationals Tournament and earned second-team honors
- Ran cross country, finishing runner up in the 2022 Class A State Championship, and track and field, finishing first in the 4x800-meter relay, second in the 4x400-meter relay and third in the 800 meters and helping team to the 2021 Nebraska State Championship title
- Fremont High's Class of 2022 Honor Key Student (top Honors student of the class), four-year academic letter-winner, member of National Honors Society and Spanish National Honors Society, and received departmental honors in Math, Science, and Social Sciences.

#### PERSONAL

- Daughter of Ryan and Dana McCabe
- Civil Engineering major
- Has three siblings, Peyton, Colin and Declan

#### CAREER HIGHS

- Points: 18 vs. FGCU, 11/25/23
- Rebounds: 3, 3x, last vs. Holy Cross, 3/23/24
- FGM: 6 vs. FGCU, 11/25/23
- FGA: 8, 2x, last vs. Penn State, 3/8/24
- 3-pt FG: 6 vs. FGCU, 11/25/23
- 3-pt FGA: 8, 2x, last vs. Penn State, 3/8/24
- FTM: 2, 2x, last vs. Minnesota, 12/30/23
- FTA: 2, 3x, last vs. Penn State, 3/8/24
- Assists: 3 vs. Northwestern, 1/31/24
- Steals: 2 vs. Wisconsin, 1/16/24
- Blocks: 1, 3x, last vs. Penn State, 3/8/24



#### CAREER STATISTICS

YEAR	GP/GS	FG-FGA	PCT	3-PT	PCT	FT-FTA	PCT	O-D=RB	AVG	PF-DI	AST	TO	BLK	STL	PTS	AVG
Fresh.	18-0	21-54	.389	20-48	.417	0-0	.000	1-9=10	0.6	8-0	7	6	0	4	62	3.4
Soph.	33-0	35-80	.438	35-76	.416	5-6	.833	1-22=23	0.7	14-0	21	10	3	5	110	3.3
TOTALS	51-0	56-134	.418	55-124	.444	5-6	.833	2-31=33	0.6	22-0	28	16	3	9	172	3.4



### 44 - Addison O'Grady

Forward/Center, 6-3, Senior  
Aurora, Colorado  
(Grandview)



#### 2023-24

- Registered a season-high 14 points in the first round of the NCAA tournament against Holy Cross (3/23).

#### 2022-23

- Set a season-high against SELA with six points and five boards.
- Letter winner.

#### 2021-22

- Played in all of Iowa's 32 games this season
- Earned Big Ten Freshman of the Week honors on Jan. 3 -- her first Big Ten Weekly honor
- Recorded first career double-double against Evansville with 14 points and 12 rebounds
- Scored a season-high 16 points against Wisconsin (Feb. 3), shooting 7-for-9 from the field
- Recorded career-high four blocks versus Nebraska (March 5)
- Made first NCAA Tournament appearance against Illinois State (March 18) with seven points, two rebounds and a steal
- Dean's List honoree
- Letterwinner

#### HIGH SCHOOL

- Played at Grandview High School under head coach Josh Ulitzky
- Contributed to state championships during her freshman and junior seasons as well as a runner-up finish as a sophomore and three consecutive conference championships
- Earned all-state honors as a junior and tabbed all-league honors as a freshman, sophomore, and junior
- Averaged 10.9 points, 6.4 rebounds, 2.2 assists, and 1.6 blocks per game as a junior
- As a sophomore, averaged 9.9 points, 6.0 rebounds, 3.0 assists, and 1.3 blocks per game
- Averaged 7.8 points, 5.7 rebounds, 1.3 assists, and 2.3 blocks as a freshman
- Played six years for Colorado Premier Basketball Club under head coach Keith Van Horn, earning Elite Youth Basketball League Top-Defensive Team honors
- Played volleyball at Grandview, earning all-league honors and helping team to a seventh-place finish at the state tournament in consecutive seasons
- Earned AP Scholar with Distinction and Aurora Scholar honors, while ranking in the top-three percent of her class

#### PERSONAL

- Daughter of Mary and Jack O'Grady
- Chemical Engineering major
- Has two siblings, her twin, Jori, and younger brother, Jackson
- Mother played basketball at the University of South Dakota

#### CAREER HIGHS

- Points:** 16 at Wisconsin, 2/3/22
- Rebounds:** 12 vs. Evansville, 1/2/22
- FGM:** 7, 3x, last vs. Holy Cross, 2/23/24
- FGA:** 10 vs. Evansville, 1/22/22
- 3-pt FG:** 1 vs. Southern University, 11/7/22
- 3-pt FGA:** 3 vs. Southern University, 11/17/21
- FTM:** 3 vs. UNI, 11/12/23
- FTA:** 4, 3x, last vs. UNI, 11/12/23
- Assists:** 3, 2x, last vs. Drake, 11/19/23
- Steals:** 2, 2x, last vs. Maryland, 2/14/22
- Blocks:** 4 vs. Nebraska, 3/5/22



#### CAREER STATISTICS

YEAR	GP/GS	FG-FGA	PCT	3-PT	PCT	FT-FTA	PCT	O-D=RB	AVG	PF-DI	AST	TO	BLK	STL	PTS	AVG
Fresh.	32/0	58-109	.532	0-4	.000	15-19	.789	32-48=80	2.5	35-0	11	23	26	8	131	4.1
Soph.	32/0	28-45	.622	1-1	1.000	8-16	.500	14-31=45	1.4	17-0	5	8	10	2	65	2.0
Junior	38/0	66-121	.545	0-0	.000	17-34	.500	21-50=71	1.9	55-1	16	20	20	3	149	3.9
TOTALS	102/0	152-275	.553	1-5	.200	40-69	.580	67-129=196	1.9	107-1	32	51	56	13	345	3.4





# IOWA WOMEN'S BASKETBALL

## MEET THE HAWKEYES

### 33 - Lucy Olsen

Guard, 5-10, Senior

Collegeville, Pennsylvania  
(Villanova/ Spring-Ford HS)



#### 2023-24 (VILLANOVA)

- Honorable Mention All-American honoree by both the WBCA and the Associated Press
- Unanimous first team All-BIG EAST selection
- Named the BIG EAST Most Improved player
- Philadelphia Big 5 Player of the Year and Most Improved Player
- Ranked third in the country in scoring at 23.3 points per game
- Finished her Villanova career ranked ninth all-time in scoring with 1,504 points
- Started all 35 games and averaged 23.3 points per game and 4.8 rebounds per contest in 36.2 minutes per game
- Shot .438 from the field (311-of-710), .294 from three-point range (55-of-187) and .807 from the free throw line (138-of-171)
- Recorded a team-high 134 assists, a team-best 65 steals and 22 blocks
- Tallied 25 games of 20 points or more to give her 30 career games of 20+ points
- Registered 10 games of 30 points or more in 2023-24 and for her career
- Had double figures in points in 33 of the 35 games
- Scored a career-high 40 points on 12-of-22 shooting, including a 4-of-6 effort from three-point range and a 12-of-13 performance from the foul line
- Credited with first career double-double with 31 points and 10 rebounds versus DePaul
- Dished out a career-high 10 assists against Seton Hall
- Connected on a career-high 14 field goals for 30 points versus Providence

#### 2022-23 (VILLANOVA)

- Named second team All-BIG EAST
- Earned first team All-Big 5 accolades
- Earned a spot on the USA Basketball 2023 women's 3x3 U21 team that competed at the 2023 FIBA 3x3 U21 Nations League in Handan, China
- Started all 37 games and averaged 12.4 points per game (2nd on team) and 4.1 rebounds per contest in 33.1 minutes per game
- Shot .411 from the field (173-of-421), .356 from three-point range (52-of-146) and .763 from the foul line (61-of-80)
- Led team with 163 assists and 50 steals
- Registered 23 double figure scoring games, including three 20-point efforts

#### 2021-22 (VILLANOVA)

- Named to the BIG EAST All-Rookie Team
- Started all 33 games and averaged 7.0 points per game and 2.7 rebounds per contest

- Shot .372 from the field (89-of-239), .307 from three-point range (27-of-88) and .595 from the foul line (25-of-42)
- Tallied 89 assists, 35 steals and 16 blocks

#### HIGH SCHOOL

- Two-time first team All-State
- Third Team 6A All-State in 2018-19
- 2021 Miss Pennsylvania Basketball
- Three-time All-Area Player of the Year
- Four-time First Team Pioneer Athletic Conference honoree
- All-time leading scorer for both boys and girls with 1,699 points
- Tallied the most points by a boy or girl at Spring-Ford High School for a single season with 543 points
- Owns program record with 379 career assists
- Four-time Pioneer Athletic League champion
- Helped lead team to four state playoff appearances, including a berth in the 2021 state championship game and two trips to the Sweet 16
- Distinguished academic honors in 2020-21
- National Honor Society member

#### PERSONAL

- Middle of three girls of Roland and Kelley Olsen
- Communications major at Villanova

#### CAREER HIGHS

- **Points:** 40 vs. Temple, 11/19/23
- **Rebounds:** 10 vs. DePaul, 3/3/24
- **FGM:** 12 vs. Temple, 11/19/23
- **FGA:** 13 vs. Marquette, 1/17/24
- **3-pt FG:** 4 at Creighton, 2/24/24
- **3-pt FGA:** 9 vs. Illinois, 4/3/24
- **FTM:** 12 vs. Temple, 11/19/23
- **FTA:** 13 vs. Marquette, 1/17/24
- **Assists:** 10 vs. Seton Hall, 2/3/24
- **Steals:** 5 vs. Xavier, 12/30/23
- **Blocks:** 3 vs. Penn State, 4/1/24

#### CAREER STATISTICS

YEAR	GP/GS	FG-FGA	PCT	3-PT	PCT	FT-FTA	PCT	O-D=RB	AVG	PF-DI	AST	TO	BLK	STL	PTS	AVG
Fresh.	33-33	89-239	.372	27-88	.307	25-42	.595	18-71=89	2.7	71-1	89	2.7	'16	35	230	7.0
Soph.	37-37	173-421	.441	52-146	.356	61-80	.763	27-124=151	4.1	67-0	163	58	7	50	459	12.4
Junior	35-35	311-710	.438	55-187	.294	138-171	.807	36-132=168	4.8	79-1	134	89	22	65	815	23.3
TOTALS	105-105	573-1370	.418	134-421	.318	224-293	.765	81-327=408	3.9	217-2	386	185	45	150	1504	14.3



## 1 - Taylor StremLOW


Guard, 5-10, Freshman  
Verona, Wisconsin  
(Verona Area)

### HIGH SCHOOL

- No. 88 overall prospect (ESPN.com)
- Junior year: Big 8 Conference Player of the Year, First Team All-Conference, First Team All-Area, WBCA All-State First Team, AP Wisconsin All-State Second Team
- Averaged 16.1 PPG, 10 RPG, 9 AST, 7 STL, 0.9 BLK in her junior season
- WBCA Academic All-State and National Honors Society.

### PERSONAL

- Daughter of Pete and Sarah StremLOW
- Business Marketing Major







# IOWA WOMEN'S BASKETBALL

## MEET THE HAWKEYES

### 45 - Hannah Stuelke

Forward, 6-2, Junior  
Cedar Rapids, Iowa  
(Washington HS)



#### 2023-24

- Earned Second Team All-Big Ten honors from the coaches and media.
- Was named to the WBCA Ann Meyers-Drysdale Starting Five of the Week on Feb. 13, 2024.
- The 47-point performance was the third-most points scored by an Iowa women's basketball player in school history. It is the second-most points ever scored in CarverHawkeye Arena history.
- Was also named to the Big Ten Honor Roll on Feb. 12, 2024.
- Broke school record for free throw attempts and CHA record for FG made against Penn State (2/8).
- Netted 10+ points in 25 games this season and 20+ points eight times in her career.
- Made first career start against FDU. She finished with 22 points and nine rebounds.
- Registered her second double-double of the season and third of her career against West Virginia (3/25).
- Recorded a career-high 23 points in the NCAA Tournament against UConn (4/6).

#### 2022-23

- Led all freshmen in minutes this year
- 2022-23 Big Ten Sixth Player of the Year
- Scored a career-high 17 points and grabbed 9 rebounds against Northwestern (Jan. 11).
- Registered her first career double-double with 11 points and a career-high 10 rebounds.
- Had scored in double digits 11 times this year.
- Grabbed a career-high 13 rebounds against No. 2 Ohio State (Jan. 23)
- Letter winner.

#### HIGH SCHOOL

- Named Iowa Gatorade Player of the Year and Miss Iowa Basketball as a senior at Washington High School
- Ranked No. 45 recruit nationally by ESPN in 2022
- Four-time all-state honoree, earning first team honors as a sophomore, junior and senior and second-team honors as a freshman
- Earned first team all-conference all four years - unanimously sophomore, junior and senior seasons - and all-district all four years
- Played five years on All Iowa Attack under Dickson Jensen, earning the 2019 Boo Williams Invitational Tournament MVP honor and 2019 Nike Nationals All-Tournament team honors and winning the 2021 Nike Nationals Championship
- Awarded the Washington Tri-Athlete Award for earning varsity letters in three sports
- Played volleyball, earning all-conference honorable mention honors, and was on the track and field team, earning all-conference honors in discus and the 100-meters

- Four-time honoree for the Science and math awards at Washington and earned the foreign language award as a senior
- Member of the Academic Honors Program all four years

#### PERSONAL

- Daughter of Michael and JoAnna Mantz and Mario Davis
- Open major
- Mother played basketball at Illinois State and Missouri Western

#### CAREER HIGHS

- **Points:** 47 vs. Penn State, 2/8/24
- **Rebounds:** 13, 2x, last vs. Cleveland State, 12/16/23
- **FGM:** 17 vs. Penn State, 2/8/24
- **FGA:** 20 vs. Penn State, 2/8/24
- **3-pt FG:** 1, 5 times
- **3-pt FGA:** 2, 3x, last vs. Iowa State, 12/6/23
- **FTM:** 13 vs. Penn State, 2/8/24
- **FTA:** 21 vs. Penn State, 2/8/24
- **Assists:** 4, 2x, last vs. Indiana, 1/13/24
- **Steals:** 3, 2x, last vs. Nebraska, 1/27/24
- **Blocks:** 4 vs. West Virginia, 3/25/24



#### CAREER STATISTICS

YEAR	GP/GS	FG-FGA	PCT	3-PT	PCT	FT-FTA	PCT	O-D=RB	AVG	PF-DI	AST	TO	BLK	STL	PTS	AVG
Fresh.	37-0	100-164	.610	1-6	.167	40-87	.460	49-95=144	3.9	60-0	21	41	5	18	241	6.5
Soph.	35-32	195-311	.627	4-8	.500	95-151	.629	93-137=230	6.6	91-4	43	59	19	26	489	14.0
TOTALS	72-32	295-475	.621	5-14	.357	135-238	.567	142-232=374	5.2	151-4	64	100	24	44	730	10.1



Date	Opponent		Score	Att.	High Points	High Rebounds
11/06/2023	FDU	W	102-46	14998	(28) CLARK, Caitlin	(9) STUELKE, Hannah
11/09/2023	vs Virginia Tech	W	80-76	15196	(44) CLARK, Caitlin	(14) AFFOLTER, Sydney
11/12/2023	at UNI	W	94-53	6790	(24) CLARK, Caitlin	(10) CLARK, Caitlin
11/16/2023	Kansas St.	L	58-65	14998	(24) CLARK, Caitlin	(11) STUELKE, Hannah
11/19/2023	Drake	W	113-90	14998	(35) CLARK, Caitlin	(6) CLARK, Caitlin
11/24/2023	vs Purdue Fort Wayne	W	98-59	3313	(29) CLARK, Caitlin	(9) AFFOLTER, Sydney
11/25/2023	vs FGCU	W	100-62	4257	(21) CLARK, Caitlin	(6) CLARK, Caitlin
11/26/2023	vs Kansas St.	W	77-70	3007	(32) CLARK, Caitlin	(10) MARTIN, Kate
12/02/2023	Bowling Green	W	99-65	14998	(24) CLARK, Caitlin	(11) GOODMAN, Sharon
12/06/2023	at Iowa St.	W	67-58	14267	(35) CLARK, Caitlin	(9) CLARK, Caitlin
12/10/2023	at Wisconsin	W	87-65	14252	(28) CLARK, Caitlin	(12) AFFOLTER, Sydney
12/16/2023	vs Cleveland St.	W	104-75	14786	(38) CLARK, Caitlin	(13) STUELKE, Hannah
12/21/2023	Loyola Chicago	W	98-69	14998	(35) CLARK, Caitlin	(17) CLARK, Caitlin
12/30/2023	Minnesota	W	94-71	14998	(35) CLARK, Caitlin	(8) STUELKE, Hannah
01/02/2024	Michigan St.	W	76-73	14998	(40) CLARK, Caitlin	(11) MARTIN, Kate
01/05/2024	at Rutgers	W	103-69	8000	(29) CLARK, Caitlin	(10) CLARK, Caitlin
						(10) AFFOLTER, Sydney
01/10/2024	at Purdue	W	96-71	14876	(26) CLARK, Caitlin	(10) CLARK, Caitlin
01/13/2024	Indiana	W	84-57	14998	(30) CLARK, Caitlin	(12) MARTIN, Kate
01/16/2024	Wisconsin	W	96-50	14998	(32) CLARK, Caitlin	(7) CLARK, Caitlin
01/21/2024	at Ohio St.	Lot	92-100	18660	(45) CLARK, Caitlin	(7) MARTIN, Kate
						(7) STUELKE, Hannah
01/27/2024	Nebraska	W	92-73	14998	(38) CLARK, Caitlin	(10) CLARK, Caitlin
01/31/2024	at Northwestern	W	110-74	7039	(35) CLARK, Caitlin	(9) STUELKE, Hannah
02/03/2024	at Maryland	W	93-85	17950	(38) CLARK, Caitlin	(10) MARTIN, Kate
02/08/2024	Penn St.	W	111-93	14998	(47) STUELKE, Hannah	(16) MARTIN, Kate
02/11/2024	at Nebraska	L	79-82	15042	(31) CLARK, Caitlin	(8) CLARK, Caitlin
02/15/2024	Michigan	W	106-89	14998	(49) CLARK, Caitlin	(5) CLARK, Caitlin
						(5) AFFOLTER, Sydney
						(5) STUELKE, Hannah
02/22/2024	at Indiana	L	69-86	17222	(24) CLARK, Caitlin	(10) CLARK, Caitlin
02/25/2024	Illinois	W	101-85	14998	(24) CLARK, Caitlin	(15) CLARK, Caitlin
02/28/2024	at Minnesota	W	108-60	14625	(33) CLARK, Caitlin	(10) CLARK, Caitlin
03/03/2024	Ohio St.	W	93-83	14998	(35) CLARK, Caitlin	(9) MARTIN, Kate
						(9) STUELKE, Hannah
03/08/2024	vs Penn St.	W	95-62	18575	(24) CLARK, Caitlin	(10) CLARK, Caitlin
03/09/2024	vs Michigan	W	95-68	18746	(28) CLARK, Caitlin	(7) AFFOLTER, Sydney
03/10/2024	vs Nebraska	Wot	94-89	18534	(34) CLARK, Caitlin	(11) AFFOLTER, Sydney
03/23/2024	Holy Cross	W	91-65	14324	(27) CLARK, Caitlin	(14) MARTIN, Kate
03/25/2024	West Virginia	W	64-54	14324	(32) CLARK, Caitlin	(11) STUELKE, Hannah
03/30/2024	vs Colorado	W	89-68	13878	(29) CLARK, Caitlin	(10) STUELKE, Hannah
04/01/2024	vs LSU	W	94-87	13888	(41) CLARK, Caitlin	(7) CLARK, Caitlin
04/05/2024	vs UConn	W	71-69	18284	(23) STUELKE, Hannah	(9) CLARK, Caitlin
04/07/2024	vs South Carolina	L	75-87	18300	(30) CLARK, Caitlin	(8) CLARK, Caitlin

### Attendance Summary

	Games	Attend	Avg/Game
Home	16	238620	14914
Away	11	148723	13520
Neutral	12	160764	13397
<b>Total</b>	<b>39</b>	<b>548107</b>	<b>14054</b>





# IOWA WOMEN'S BASKETBALL

## 2023-24 STATS

### Game Records

Record	Overall	Home	Away	Neutral
ALL GAMES	34-5	15-1	8-3	11-1
CONFERENCE	15-3	9-0	6-3	0-0
NON-CONFERENCE	19-2	6-1	2-0	11-1

### Score by Periods

Team	1st	2nd	3rd	4th	OT	TOT
Iowa	938	825	927	832	26	3548
Opponents	702	661	669	742	29	2803

### Team Box Score

No.	Player				Total		3-Point		F-Throw		Rebounds													
		GP-GS	MIN	AVG	FG-FGA	FG%	3FG-3FGA	3FG%	FT-FTA	FT%	OFF	DEF	TOT	AVG	PF	DQ	A	TO	BLK	STL	PTS	AVG		
22	CLARK, Caitlin	39-39	1358:56	34.8	403-886	.455	201-532	.378	227-264	.860	17	270	287	7.4	78	0	346	185	20	68	1234	31.6		
45	STUELKE, Hannah	35-32	857:52	24.5	195-311	.627	4-8	.500	95-151	.629	93	137	230	6.6	91	4	43	59	19	26	489	14.0		
20	MARTIN, Kate	39-39	1122:09	28.8	185-365	.507	51-138	.370	89-103	.864	51	214	265	6.8	63	0	88	77	20	34	510	13.1		
3	AFFOLTER, Sydney	39-12	968:47	24.8	107-194	.552	24-58	.414	88-106	.830	84	167	251	6.4	67	1	89	39	16	44	326	8.4		
24	MARSHALL, Gabbie	38-38	1134:59	29.9	80-213	.376	65-182	.357	5-10	.500	7	40	47	1.2	44	0	62	23	4	44	230	6.1		
1	DAVIS, Molly	31-27	728:54	23.5	69-128	.539	22-54	.407	24-28	.857	17	62	79	2.5	39	1	93	37	2	21	184	5.9		
40	GOODMAN, Sharon	32-8	300:11	9.4	59-88	.670	0-0	.000	21-28	.750	28	64	92	2.9	41	2	9	26	18	9	139	4.3		
44	O'GRADY, Addison	38-0	335:25	8.8	66-121	.545	0-0	.000	17-34	.500	21	50	71	1.9	55	1	16	20	20	3	149	3.9		
2	MCCABE, Taylor	33-0	269:30	8.2	35-80	.438	35-76	.461	5-6	.833	1	22	23	0.7	14	0	21	10	3	5	110	3.3		
4	FEUERBACH, Kylie	39-0	540:32	13.9	30-96	.313	21-71	.296	20-26	.769	12	39	51	1.3	43	0	33	29	6	27	101	2.6		
34	EDIGER, AJ	24-0	108:25	4.5	17-28	.607	0-1	.000	8-12	.667	15	14	29	1.2	13	0	4	9	2	6	42	1.8		
23	GYAMFI, Jada	20-0	81:40	4.1	12-26	.462	3-9	.333	0-0	.000	3	8	11	0.6	9	0	4	8	1	2	27	1.4		
13	JOHNSON, Kennise	14-0	42:40	3.0	2-6	.333	0-3	.000	3-4	.750	0	4	4	0.3	5	0	3	2	0	1	7	0.5		
Team											74	97	171					14						
Total		39	7850		1260-2542	.496	426-1132	.376	602-772	.780	423	1188	1611	41.3	562	9	811	538	131	290	3548	91.0		
Opponents		39	7850		1041-2603	.400	307-999	.307	414-571	.725	437	931	1368	35.1	753	17	570	561	120	292	2803	71.9		

# BIG

### Game Records

Record	Overall	Home	Away	Neutral
ALL GAMES	15-3	9-0	6-3	0-0
CONFERENCE	15-3	9-0	6-3	0-0
NON-CONFERENCE	0-0	0-0	0-0	0-0

### Score by Periods

Team	1st	2nd	3rd	4th	OT	TOT
Iowa	436	397	455	393	9	1690
Opponents	324	318	339	368	17	1366

### Team Box Score

No.	Player				Total		3-Point		F-Throw		Rebounds											
		GP-GS	MIN	AVG	FG-FGA	FG%	3FG-3FGA	3FG%	FT-FTA	FT%	OFF	DEF	TOT	AVG	PF	DQ	A	TO	BLK	STL	PTS	AVG
22	CLARK, Caitlin	18-18	636:57	35.4	192-421	.456	106-267	.397	109-123	.886	4	127	131	7.3	38	0	169	95	12	33	599	33.3
45	STUELKE, Hannah	17-16	450:48	26.5	105-165	.636	1-3	.333	46-83	.554	47	65	112	6.6	46	2	30	28	9	16	257	15.1
20	MARTIN, Kate	18-18	537:46	29.9	86-174	.494	26-71	.366	41-47	.872	21	106	127	7.1	34	0	48	35	4	17	239	13.3
3	AFFOLTER, Sydney	18-1	408:36	22.7	43-77	.558	9-22	.409	35-38	.921	41	75	116	6.4	32	1	40	17	10	12	130	7.2
1	DAVIS, Molly	18-17	420:44	23.4	44-77	.571	17-36	.472	14-16	.875	9	35	44	2.4	27	1	53	18	1	12	119	6.6
24	MARSHALL, Gabbie	18-18	532:13	29.6	40-97	.412	32-84	.381	1-2	.500	2	13	15	0.8	23	0	29	7	1	18	113	6.3
2	MCCABE, Taylor	14-0	99:25	7.1	17-30	.567	17-29	.586	3-4	.750	0	9	9	0.6	5	0	13	2	1	2	54	3.9
44	O'GRADY, Addison	18-0	138:57	7.7	31-60	.517	0-0	.000	5-13	.385	9	21	30	1.7	26	1	5	9	8	1	67	3.7
4	FEUERBACH, Kylie	18-0	229:54	12.8	17-45	.378	12-36	.333	7-11	.636	7	18	25	1.4	21	0	16	13	3	12	53	2.9
34	EDIGER, AJ	12-0	45:07	3.8	8-12	.667	0-0	.000	7-10	.700	6	10	16	1.3	2	0	2	2	0	3	23	1.9
40	GOODMAN, Sharon	15-2	84:55	5.7	13-20	.650	0-0	.000	2-4	.500	6	16	22	1.5	14	0	4	10	7	3	28	1.9
13	JOHNSON, Kennise	6-0	16:01	2.7	1-2	.500	0-1	.000	3-4	.750	0	1	1	0.2	2	0	1	0	0	0	5	0.8
23	GYAMFI, Jada	8-0	23:37	3.0	1-8	.125	1-4	.250	0-0	.000	0	2	2	0.3	3	0	0	3	0	1	3	0.4
Team											30	35	65					5				
Total		18	3625		598-1188	.503	221-553	.400	273-355	.769	182	533	715	39.7	273	5	410	244	56	130	1690	93.9
Opponents		18	3625		504-1199	.420	131-423	.310	227-303	.749	197	442	639	35.5	345	6	267	259	57	133	1366	75.9



30 NCAA Tournament Appearances • 10 Sweet Sixteens • 6 Elite Eights • 3 Final Fours • 2 National Title Appearances

### 1986 Mideast Region

2nd Round - Tennessee (L), 68-73 in Knoxville, TN

### 1987 Midwest Region (No. 3 seed)

2nd Round - New Orleans (W), 69-46 in Iowa City

Sweet 16 - Georgia (W), 62-60 in Monroe, LA

Elite 8 - Louisiana Tech (L), 65-66 in Monroe, LA

### 1988 West Region (No. 1 seed)

2nd Round - Stephen F. Austin (W), 83-65 in Iowa City

Sweet 16 - Southern Cal. (W), 76-67 in Long Beach, CA

Elite 8 - Long Beach State (L), 78-98 in Long Beach, CA

### 1989 Midwest Region (No. 3 seed)

2nd Round - Tennessee Tech (W), 77-75 in Iowa City

Sweet 16 - Stanford (L), 74-98 in Ruston, LA

### 1990 Mideast Region (No. 3 seed)

2nd Round - Vanderbilt (L), 56-61 in Iowa City

### 1991 West Region (No. 6 seed)

1st Round - Montana (W), 64-53 in Missoula, MT

2nd Round - Washington (L), 53-70 in Seattle, WA

### 1992 Midwest Region (No. 1 seed)

2nd Round - Missouri State (L), 60-61 (ot) in Iowa City

### 1993 Mideast Region (No. 2 seed)

2nd Round - Old Dominion (W), 82-56 in Norfolk, VA

Sweet 16 - Auburn (W), 63-50 in Iowa City

Elite 8 - Tennessee (W), 72-56 in Iowa City

National Semifinals - Ohio State (L), 72-73 (ot) in Atlanta, GA

### 1994 Midwest Region (No. 3 seed)

1st Round - Mt. St. Mary's (W), 70-47 in Iowa City

2nd Round - Alabama (L), 78-84 in Iowa City

### 1996 Mideast Region (No. 2 seed)

1st Round - Butler (W), 72-67 in Iowa City

2nd Round - DePaul (W), 72-71 in Iowa City

Sweet 16 - Vanderbilt (L), 63-74 in Rosemont, IL

### 1997 Midwest Region (No. 9 seed)

1st Round - North Carolina State (W), 56-50 in Storrs, CT

2nd Round - Connecticut (L), 53-72 in Storrs, CT

### 1998 Midwest Region (No. 4 seed)

1st Round - Massachusetts (W), 77-59, in Iowa City

2nd Round - Kansas (L), 58-62, in Iowa City

### 2001 Midwest Region (No. 4 seed)

1st Round - Oregon (W), 89-82 (OT), in Salt Lake City, UT

2nd Round - Utah (L), 69-78, in Salt Lake City, UT

### 2002 Mideast Region (No. 9 seed)

1st Round - Virginia (W), 69-62, in Storrs, CT

2nd Round - Connecticut (L), 48-86, in Storrs, CT

### 2004 East Region (No. 9 seed)

1st Round - Virginia Tech (L), 89-76, in Blacksburg, VA

### 2006 San Antonio Region (No. 10 seed)

1st Round - BYU (L), 67-62, in Denver, CO

### 2008 New Orleans Region (No. 9 seed)

1st Round - Georgia (L), 67-61, in Norfolk, VA

### 2009 Oklahoma City Region (No. 8 seed)

1st Round - Georgia Tech (L), 76-62, in Iowa City, IA

### 2010 Sacramento Region (No. 8 seed)

1st Round - Rutgers (W), 70-63, in Stanford, CA

2nd Round - Stanford (L), 67-96, in Stanford, CA

### 2011 Spokane Region (No. 6 seed)

1st Round - Gonzaga (L), 86-92, in Spokane, WA

### 2012 South Bend Region (No. 9 seed)

1st Round - California (L), 74-84, in South Bend, IN

### 2013 Norfolk Region (No. 9 seed)

1st Round - Miami (W), 69-53, in Iowa City

2nd Round - Notre Dame (L), 57-74, in Iowa City

### 2014 Louisville Region (No. 6 seed)

1st Round - Marist (W), 87-65, in Iowa City

2nd Round - Louisville (L), 53-83, in Iowa City

### 2015 Oklahoma City Region (No. 3 seed)

1st Round - American (W), 75-67, in Iowa City

2nd Round - Miami (W), 88-70, in Iowa City

Sweet 16 - Baylor (L), 66-81, in Oklahoma City

### 2018 Los Angeles Region (No. 6 seed)

1st Round - Creighton (L), 70-76, in Los Angeles

### 2019 Greensboro Region (No. 2 seed)

1st Round - Mercer (W), 66-61, in Iowa City

2nd Round - Missouri (W), 68-52, in Iowa City

Sweet 16 - NC State (W), 79-61, in Greensboro, N.C.

Elite 8 - Baylor (L), 85-53, Greensboro, N.C.

### 2020

COVID-19 pandemic hit, leading to the cancelation of the 2020 NCAA Tournament. Iowa finished the season ranked No. 21 in the nation.

### 2021 San Antonio River Walk (No. 5 seed)

1st Round - Central Michigan (W), 87-72, in San Antonio, TX

2nd Round - Kentucky (W), 86-72, in San Antonio, TX

Sweet 16 - UConn (L), 72-92, in San Antonio, TX

### 2022 Greensboro Region (No. 2 seed)

1st Round - Illinois State (W), 98-67, in Iowa City

2nd Round - Creighton (L), 62-64, in Iowa City

### 2023 Seattle Region (No. 2 seed)

1st Round - Southeastern Louisiana (W), 95-43, in Iowa City

2nd Round - Georgia (W), 74-66, in Iowa City

Sweet 16 - Colorado (W), 87-77, in Seattle, WA

Elite 8 - Louisville (W), 97-83, in Seattle, WA

National Semifinals - South Carolina (W), 77-73, in Dallas, TX

National Championship - LSU (L), 85-102, in Dallas, TX

### 2024 Albany Region (No. 1 seed)

1st Round - Holy Cross (W), 91-65, in Iowa City

2nd Round - West Virginia (W), 64-54, in Iowa City

Sweet 16 - Colorado (W), 89-68, in Albany, NY

Elite 8 - LSU (W), 94-87, in Albany, NY

National Semifinals - UConn (W), 71-69 in Cleveland, OH

National Championship - South Carolina (L), 87-75 in Cleveland, OH





## BIG TEN CHAMPIONSHIP TEAMS

### 1986-87 (26-5, 17-1)

The 1986-87 team won its first Big Ten Championship when the Hawkeyes claimed a share of the title with a 17-1 conference record. The team would go on and advance to the Elite Eight in the NCAA Tournament.

### 1987-88 (29-2, 17-1)

The 1987-88 Hawkeyes won their first outright Big Ten Championship with a 17-1 regular season conference mark. The team finished the season ranked No. 2 in the final Associated Press poll.

### 1988-89 (27-5, 16-2)

In 1988-89, the Hawkeyes claimed a share of the Big Ten Championship with a 15-3 mark. This group of Hawkeyes would extend its home winning streak to 41 games, the second-longest in the nation at the time.

### 1989-90 (23-6, 15-3)

During the 1989-90 season, the Hawkeyes won a share of the Big Ten Championship with a 15-3 conference record. The Hawkeyes finished the season ranked No. 10 in the final Associated Press Poll.

### 1991-92 (25-4, 16-2)

The 1991-92 Hawkeyes won the Big Ten Championship outright with a 16-2 conference record. Iowa finished the season ranked No. 7 in the AP Poll.

### 1992-93 (27-4, 16-2)

With a 16-2 conference record, Iowa claimed a share of the Big Ten title during the 1992-93 season. This special group of Hawkeyes would go on to become the only Iowa team to advance to the Final Four.

### 1995-96 (27-4, 15-1)

The 1995-96 Hawkeyes went 15-1 to win their seventh Big Ten title. This group of Hawkeyes finished the season ranked No. 7 in the AP Poll.

### 1997 Big Ten Tournament (18-12, 9-7)

The 1996-97 Hawkeyes finished fourth in the Big Ten during the regular season and needed to win the Big Ten Tournament in order to advance to the NCAA Tournament. Iowa defeated Northwestern, Indiana and Illinois to win its first Big Ten Tournament title.

### 1997-98 (18-11, 13-3)

Iowa's 1997-98 squad finished the regular season with a 13-3 conference mark to secure its eighth Big Ten Championship. The team finished the

season ranked No. 24 in the final Associated Press poll.

### 2001 Big Ten Tournament (21-10, 12-4)

In Lisa Bluder's first year at Iowa, the 2000-01 Hawkeyes finished second in the Big Ten. The Hawkeyes knocked off Indiana, Illinois and Purdue to win the first Big Ten Tournament crown under Bluder.

### 2007-08 (21-11, 13-5)

In 2008, Iowa won a share of the Big Ten regular season championship, its ninth in school history. The Hawkeyes won a Big Ten-season-best eight-straight during league play.

### 2019 Big Ten Tournament (29-7, 14-4)

In 2019, the Hawkeyes won their second Big Ten Tournament title under head coach Lisa Bluder. The team finished second in the regular season and knocked off Indiana, Rutgers, and No. 8 Maryland in the tournament.

### 2021-22 & 2022 Big Ten Tournament (24-8, 14-4)

For the first time in program history, the Hawkeyes won the Big Ten regular season and tournament titles. Iowa defeated Northwestern, Nebraska and Indiana in the conference tournament.

### 2023 Big Ten Tournament (31-7, 15-3)

Iowa defeated Purdue, Maryland and Ohio State in the conference tournament. The Hawkeyes broke the BTT record for most points scored in a championship game (105-72).

### 2024 Big Ten Tournament (35-4, 15-3)

Iowa is the fourth team in conference history to win three straight Big Ten Tournament titles (Maryland, Ohio State and Purdue). The Hawkeyes defeated Penn State, Michigan, and Nebraska.





## INDIVIDUAL AWARDS AND HONORS

### Naismith Coach of the Year

Lisa Bluder, 2019

### Naismith Player of the Year

Megan Gustafson, 2019

Caitlin Clark, 2023, 2024

### Associated Press Player of the Year

Megan Gustafson, 2019

Caitlin Clark, 2023, 2024

### ESPNw National Player of the Year

Megan Gustafson, 2019

Caitlin Clark, 2023, 2024

### U.S. Basketball Writers' Player of the Year

Megan Gustafson, 2019

Caitlin Clark, 2023, 2024

### WBCA Co-Freshman of the Year

Caitlin Clark, 2021

### U.S. Basketball Writers' Co-Freshman of the Year

Caitlin Clark, 2021

### The Athletic's Co-Freshman of the Year

Caitlin Clark, 2021

### Lisa Leslie Award Winner

Megan Gustafson, 2019

### Wooden Award Winner

Caitlin Clark, 2023, 2024

### Wade Trophy Winner

Caitlin Clark, 2023, 2024

### Nancy Lieberman Point Guard of the Year

Caitlin Clark, 2022, 2023, 2024

### Dawn Staley Point Guard of the Year

Caitlin Clark, 2021, 2022, 2023

### Honda Sport Award Winner

Caitlin Clark, 2023, 2024

### AAU Sullivan Award Winner

Caitlin Clark, 2023, 2024

### Naismith Trophy Finalist

Caitlin Clark, 2022, 2023, 2024

### Naismith All-American

Michelle Edwards, 1988

### Associated Press All-American

Amy Herrig, 1999 (Honorable Mention)

Cara Consuegra, 2001 ((HM)

Kachine Alexander, 2010, 2011 ((HM)

Jaime Printy, 2011 ((HM)

Samantha Logic, 2014 (HM), 2015 (3rd Team)

Megan Gustafson, 2018 (2nd Team), 2019

Kathleen Doyle, 2020 (3rd Team)

Monika Czinano, 2022, 2023 ((HM)

Caitlin Clark, 2021 (2nd Team), 2022 (1st Team),  
2023 (1st Team), 2024 (1st Team)

### State Farm Coaches/WBCA All-American

Kachine Alexander, 2010, 2011 (HM)

Samantha Logic, 2014 (HM), 2015

Megan Gustafson, 2018 (HM), 2019

Kathleen Doyle, 2020

Caitlin Clark, 2021, 2022, 2023, 2024

Monika Czinano, 2022 (HM)

### U.S. Basketball Writers' All-American

Michelle Edwards, 1988

Necole Tunsil, 1994

Samantha Logic, 2015

Megan Gustafson, 2018 (2nd Team), 2019

Kathleen Doyle, 2020 (3rd Team)

Caitlin Clark, 2021, 2022, 2023, 2024

### Kodak All-American

Michelle Edwards, 1988

Franthea Price, 1990

Toni Foster, 1993

Cara Consuegra, 2001 (HM)

Jennie Lillis, 2003 (HM)

Crystal Smith, 2006 (HM)

### The Athletic All-American

Caitlin Clark, 2021, 2022, 2023, 2024

### Champion National Player of the Year

Michelle Edwards, 1988

### Chicago Tribune Silver Basketball Recipient

Michelle Edwards, 1988

Franthea Price, 1990

Tangela Smith, 1996

### USA Today All-American

Megan Gustafson, 2018 (2nd Team)

Caitlin Clark 2022, 2023, 2024

### Sports Illustrated All-American

Megan Gustafson, 2018 (1st Team)

### College Sports Madness All-American

Megan Gustafson, 2018 (2nd Team)

### WBCA District/Region All-American

Cindy Haugejorde, 1980

Michelle Edwards, 1987, 1988

Shanda Berry, 1989

Franthea Price, 1989, 1990

Jolette Law, 1990

Toni Foster, 1992, 1993

Necole Tunsil, 1994

Tangela Smith, 1998

Jennie Lillis, 2003

Crystal Smith, 2006

Kristi Smith, 2008

Kachine Alexander, 2010, 2011

Samantha Logic, 2014, 2015

Megan Gustafson, 2018, 2019

Kathleen Doyle, 2020

Caitlin Clark, 2021, 2022, 2023, 2024

Monika Czinano, 2022, 2023

### John R. Wooden All-American

Caitlin Clark, 2022, 2023, 2024

### Academic All-America of the Year

Ally Disterhoft, 2016, 2017

Caitlin Clark, 2023, 2024

### Academic All-America

Lindsey Meder, 2001, 2002

Ally Disterhoft, 2015, 2016, 2017

Samantha Logic, 2015

Kathleen Doyle, 2020

Caitlin Clark, 2022, 2023

### NCAA Post-Graduate Scholarship Recipient

Jolynn Schneider, 1988

Tiffany Gooden, 1998

Shannon Perry, 1998

Cara Consuegra, 2001

Lindsey Meder, 2002

Jennie Lillis, 2004

Ally Disterhoft, 2017

### Robin Roberts/WBCA Sports Communications

#### Scholarship

Shannon Perry, 1998

Jennie Lillis, 2004

### Street & Smith's Preseason All-American

Shanda Berry, 1988

Michelle Edwards, 1986, 1987

Toni Foster, 1991, 1992

Tia Jackson, 1993, 1994

Franthea Price, 1988, 1989

Stephanie Schueler, 1990

### ESPN Preseason All-American

Samantha Logic, 2015 (2nd Team)

Caitlin Clark, 2023, 2024





## INDIVIDUAL AWARDS AND HONORS

### Senior CLASS AWARD

Samantha Logic, 2015  
Megan Gustafson, 2019

### Preseason Naismith POY H.M. Nominee

Tangela Smith, 1996-97  
Nadine Domond, 1997-98

### Wade Trophy Finalist

Megan Gustafson, 2019  
Caitlin Clark, 2022, 2023, 2024

### John R. Wooden Award Finalist

Megan Gustafson, 2019  
Caitlin Clark, 2022, 2023, 2024

### Naismith Defensive POY Semifinalist

Megan Gustafson, 2019

### USBWA Tamika Catchings Nat'l Co-FOY

Caitlin Clark, 2021

### United States Pan-Am Team

Cindy Haugejorde, 1977  
Michelle Edwards, 1991  
Amy Herrig, 1999  
Lisa Bluder, 2015 (head coach)  
Kathleen Doyle, 2019

### United States Olympic Trials

Lisa Becker, 1984  
Shanda Berry, 1988, 1996  
Michelle Edwards, 1988, 1992  
Cindy Haugejorde, 1980  
Franthea Price, 1988

### United States World Junior National Team

Shanda Berry (alternate), 1985  
Franthea Price, 1986

### United States World University Games Team

Amy Herrig, 1997  
Lisa Bluder, 2001 (Asst. Coach)

### United States Team Trials

Lindsey Meder, 2001  
Megan Skouby, 2006  
Krista VandeVenter, 2005  
Jaime Printy, 2011

### United States World Championship Qualifying Team

Shanda Berry, 1993

### United States Select Team

Lisa Becker, 1985, 1987  
Shanda Berry, 1986, 1987  
Michelle Edwards, 1986

Cindy Haugejorde, 1978  
Amy Herrig, 1996  
Lisa Long, 1986  
Franthea Price, 1989  
Tangela Smith, 1996

### National Olympic Festival

Shanda Berry, 1985  
Nadine Domond, 1995  
Michelle Edwards, 1985  
Toni Foster, 1987, 1991  
Tiffany Gooden, 1995  
Amy Herrig, 1995  
Lisa Long, 1985  
Cathy Marx, 1991  
Franthea Price, 1985, 1986  
Jolynn Schneider, 1986  
Tangela Smith, 1995  
Trisha Waugh, 1987

### United States William R. Jones Cup Team

Shanda Berry, 1987  
Nadine Domond, 1997  
Jollette Law, 1988  
Franthea Price, 1987  
Tangela Smith, 1997  
Angie Lee, 1998 (Asst. Coach)

### Canadian Junior National Team

Christina Bутtenham, 2014, 2015

### WBCA Regional Coach of the Year

Lisa Bluder, 2001, 2008, 2018, 2019

### Big Ten Athlete of the Year

Megan Gustafson, 2019  
Caitlin Clark, 2023, 2024

### Big Ten Coach of the Year

C. Vivian Stringer, 1991, 1993  
Angie Lee, 1996  
Lisa Bluder, 2001, 2008, 2010

### Big Ten Player of the Year

Michelle Edwards, 1988  
Franthea Price, 1990  
Toni Foster, 1993  
Tangela Smith, 1998  
Megan Gustafson, 2018 (media), 2019  
Kathleen Doyle, 2020  
Caitlin Clark, 2022, 2023, 2024

### Big Ten Freshman of the Year

Lisa Becker, 1984  
Franthea Price, 1987  
Jaime Printy, 2010  
Tiffany Gooden, 1995

Megan Skouby, 2006  
Caitlin Clark, 2021

### Big Ten Sixth Player of the Year

Melissa Dixon, 2013  
Megan Skouby, 2008  
Hannah Stuelke, 2023

### First Team All-Big Ten (23 honorees, 44 honors)

Lisa Long, 1985, 1987  
Michelle Edwards, 1986, 1987, 1988  
Franthea Price, 1988, 1990  
Shanda Berry, 1989  
Jollette Law, 1989, 1990  
Stephanie Schueler, 1991  
Toni Foster, 1991, 1992, 1993  
Necole Tunsil, 1994  
Tangela Smith, 1996, 1998  
Amy Herrig, 1999  
Cara Consuegra, 2001  
Randi Peterson, 2001  
Lindsey Meder, 2001, 2002  
Jennie Lillis, 2003  
Crystal Smith, 2006  
Kristi Smith, 2008, 2009  
Kachine Alexander, 2010, 2011  
Samantha Logic, 2014, 2015  
Ally Disterhoft, 2017  
Megan Gustafson, 2017, 2018, 2019 (Unanimous)  
Kathleen Doyle, 2019, 2020 (Unanimous)  
Monika Czinano, 2020, 2021, 2022, 2023  
Caitlin Clark, 2021, 2022, 2023, 2024 (Unanimous)

### Second Team All-Big Ten (25 honorees, 33 honors)

Lisa Long, 1985, 1986  
Shanda Berry, 1988  
Franthea Price, 1989  
Stephanie Schueler, 1990  
Tiffany Gooden, 1996  
Nadine Domond, 1998  
Angela Hamblin, 1998  
Cara Consuegra, 2000  
Lindsey Meder, 2000  
Jennie Lillis, 2002, 2004  
Jamie Cavey, 2005  
Megan Skouby, 2006  
Johanna Solverson, 2008  
Kachine Alexander, 2009  
Jaime Printy, 2010, 2011  
Morgan Johnson, 2012, 2013  
Bethany Doolittle, 2014, 2015  
Ally Disterhoft, 2015, 2016, 2017  
Melissa Dixon, 2015  
Kathleen Doyle, 2018, 2019  
Monika Czinano, 2020



## INDIVIDUAL AWARDS AND HONORS

Makenzie Meyer, 2020  
McKenna Warnock, 2022  
Kate Martin, 2024  
Hannah Stuelke, 2024

### **Third Team All-Big Ten (9 honorees, 12 honors)**

Angela Hamblin, 1997  
Kristi Faulkner, 2003, 2004  
Jamie Cavey, 2004  
Crystal Smith, 2005  
Wendy Ausdemore, 2007, 2009  
Kristi Smith, 2007  
Kamille Wahlin, 2010, 2012  
Jaime Printy, 2012  
Samantha Logic, 2013

### **Honorable Mention All-Big Ten (22 honorees, 29 honors)**

Lynn Kennedy, 1985, 1986  
Lisa Becker, 1985, 1987  
Tricia Blair, 1987  
Jollette Law, 1988  
Jolynn Schneider, 1988  
Robin Christian, 1989  
Laurie Aaron, 1992, 1993  
Necole Tunsil, 1992, 1993  
Tia Jackson, 1993, 1995  
Cathy Marx, 1994  
Karen Clayton, 1996  
Nadine Domond, 1996, 1997  
Tangela Smith, 1997  
Cara Consuegra, 1999  
Krista VandeVenter, 2006  
Megan Skouby, 2007, 2009  
Wendy Ausdemore, 2008  
Kamille Wahlin, 2011  
Jaime Printy, 2013  
Ally Disterhoft, 2014  
Tania Davis, 2019  
McKenna Warnock, 2023

### **Big Ten All-Freshman Team**

Johanna Solverson, 2003  
Krista VandeVenter, 2005  
Megan Skouby, 2006  
Kamille Wahlin, 2009  
Jaime Printy, 2010  
Samantha Logic, 2012  
Ally Disterhoft, 2014  
Tania Davis, 2016  
Megan Gustafson, 2016  
Kathleen Doyle, 2017  
McKenna Warnock, 2020  
Caitlin Clark, 2021

### **Big Ten All-Defensive Team**

Crystal Smith, 2006  
Kachine Alexander, 2010, 2011  
Bethany Doolittle, 2014  
Megan Gustafson, 2019 (coaches)

### **Big Ten All-Tournament Team**

Angela Hamblin, 1996, 1997 \*  
Tangela Smith, 1997, 1998  
Cara Consuegra, 2001 \*  
Randi Peterson, 2001  
Kachine Alexander, 2010  
Kelli Krei, 2010  
Kamille Wahlin, 2010  
Ally Disterhoft, 2014  
Bethany Doolittle, 2014, 2015  
Samantha Logic, 2014  
Megan Gustafson, 2018, 2019\*  
Hannah Stewart, 2019  
Caitlin Clark, 2021, 2022\*, 2023\*, 2024\*  
Monika Czinano, 2021, 2022, 2023  
Gabbie Marshall, 2023  
Sydney Affolter, 2024  
\* Most Outstanding Player

### **Academic All-Big Ten (71 honorees, 180 honors)**

Sydney Affolter, 2023, 2024  
Jenna Armstrong, 2003, 2004  
Wendy Ausdemore, 2007, 2008, 2009  
Lisa Becker, 1986, 1987  
Christina Buttenham, 2016, 2017  
Jamie Cavey, 2003, 2004, 2005  
Kelsey Cermak, 2009, 2010, 2011  
Caitlin Clark, 2022, 2023, 2024  
Karen Clayton, 1994, 1995, 1996  
Megan Considine, 2011, 2012  
Cara Consuegra, 1999, 2000, 2001  
Logan Cook, 2020, 2021, 2022  
Monika Czinano, 2020, 2021, 2022, 2023  
Molly Davis, 2024  
Ally Disterhoft, 2015, 2016, 2017  
Bethany Doolittle, 2013, 2015  
Kathleen Doyle, 2018, 2019, 2020  
Hannah Draxten, 2010, 2011, 2012  
AJ Ediger, 2023, 2024  
Kristi Faulkner, 2002, 2003, 2004  
Kylie Feuerbach, 2023, 2024  
Tiffany Gooden, 1996, 1997, 1998  
Sharon Goodman, 2022, 2023, 2024  
Jenee Graham, 2006, 2007  
Megan Gustafson, 2018, 2019  
Felicia Hall, 1989  
Kalli Hansen, 2012  
Amy Herrig, 1997, 1998, 1999  
Whitney Jennings, 2016

Morgan Johnson, 2011, 2012, 2013  
Morgan Kasperek, 2004, 2005, 2006  
Alexa Kastanek, 2015, 2016, 2017  
Susan Koering, 1995, 1996, 1997  
Kelly Krei, 2010, 2011, 2012  
Jennie Lillis, 2002, 2003, 2004  
Samantha Logic, 2013, 2014, 2015  
Leah Magner, 2001, 2002  
Gabbie Marshall, 2021, 2022, 2023, 2024  
Kate Martin, 2021, 2022, 2023, 2024  
Taylor McCabe, 2024  
Becca McCann, 2002, 2003, 2004  
Lindsey Meder, 2000, 2001, 2002  
Makenzie Meyer, 2018, 2019, 2020  
Megan Meyer, 2021  
Trisha Nesbitt, 2011, 2012, 2013  
Shannon Perry, 1996, 1997, 1998  
Kali Peschel, 2014, 2015, 2016  
Jaime Printy, 2011, 2012, 2013  
Tiffany Reedy, 2004, 2005, 2006  
Lindsay Richards, 2004  
Amanda Ollinger, 2018, 2019, 2020  
Addison O'Grady, 2023, 2024  
Randi Peterson, 1999, 2000, 2001  
Laura Podolak, 2000  
Jody Ratigan, 1988, 1989, 1990  
Kathryn Reynolds, 2013, 2014, 2015  
Zion Sanders, 2021  
Stacy Schlapkohl, 2008  
Hailey Schneden, 2015, 2016, 2017  
Jolynn Schneider, 1988  
Alexis Sevillian, 2018, 2019, 2020, 2021  
Becky Shrigley, 1990, 1992  
Kristi Smith, 2008  
Hannah Stewart, 2017, 2018, 2019  
Tomi Taiwo, 2020, 2021, 2022  
Paula Valino-Ramos, 2019, 2020  
Krista VandeVenter, 2006, 2007, 2008  
Kamille Wahlin, 2010, 2011, 2012  
McKenna Warnock, 2021, 2022, 2023  
Trisha Waugh, 1990, 1991  
Shateah Wetering, 2022, 2023





## CONSENSUS ALL-AMERICANS



### **Michelle Edwards (1984-88)**

A native of Boston, and a Class of 2014 Women's Basketball Hall of Fame inductee, Michelle Edwards is one of the most decorated players in Iowa women's basketball history. The 5-foot-9 guard, nicknamed "Ice", amassed a career record of 97-22 from 1984-1988. During her four years, Edwards led the Hawkeyes to three NCAA Tournament appearances and two Big Ten titles. In 1988, she was named the Champion Products National Player of the Year, the highest honor in women's collegiate

basketball. Edwards garnered several other honors that year including being named a Kodak All-American, a Naismith All-American, a USBWA All-American, the Big Ten Player of the Year, and the University of Iowa Athlete of the Year. In her senior season, Edwards also led Iowa to its first ever national No. 1 ranking, along with a record of 29-2 overall and 17-1 in the Big Ten. She paced the Hawkeyes, averaging 20 points, 4.8 rebounds, 4.5 assists, and 2.9 steals. The three-time first team All-Big Ten selection is the only Hawkeye to have her jersey retired (No. 30). Edwards ranks high in several Iowa statistical categories, including third in career assists (431), fourth in career scoring (1,821), and third in career steals (235). She also ranks second among single season scoring leaders (621). Edwards – inducted into the University of Iowa Athletics Hall of Fame in 2000 – played in the National Olympic Festival in 1985 and was a member of the U.S. Select Team in 1986. In 1991, she was part of the United States Pan American Team, and she also competed in the U.S. Olympic Trials in 1988 and 1992. Upon graduation, Edwards played professionally in Italy for nine seasons before joining the WNBA during its inaugural year in 1997. She then spent three seasons with the Cleveland Rockers and two seasons with the Seattle Storm.



### **Franthea Price (1986-90)**

Franthea Price – a 2013 National Iowa Varsity Club Athletics Hall of Fame inductee – played for the Hawkeyes from 1986-1990, and in her senior season, she became the second Kodak All-American in school history. The four-year starter from River Rouge, Mich., had an impressive career at Iowa, which began with her being named the Big Ten Freshman of the Year in 1987. Price was named first team All-Big Ten in 1988 and 1990, and second team All-Big Ten in 1989. In her senior year, Price

earned the honor of Big Ten Player of the Year and led the conference in scoring at 19.8 points per game. The 5-foot-9 forward led the Hawkeyes in several statistical categories that year including scoring (21.2), rebounding (7.1), steals (2.9), and 3-point field goals (47). A consistent contributor, Price scored in double figures in 34 of her last 35 games. She holds the school record for career steals with 321, and is tied for first for most steals in a single game with nine. Price also ranks sixth in career scoring (1,742), eighth in career assists (387), and 11th in career rebounds (726). Outside of Iowa, Price was a member of the U.S. World Junior National Team in 1986 and competed in the National Olympic Festival in 1985 and 1986. In 1987, Price won a gold medal as part of the United States William R. Jones Cup team,

and she was a member of the United States Select team in 1989. Price also competed in the U.S. Olympic Trials in 1988. After finishing her career at Iowa, Price played professionally in Spain for several years before joining the WNBA's Sacramento Monarchs in 1998.



### **Toni Foster (1989-93)**

A 6-foot-1 forward from Chicago, Toni Foster was named a Kodak All-American in 1993 and was a finalist for Champion Player of the Year. Foster played for the Hawkeyes from 1989-1993, and led the team in both scoring and rebounding for three consecutive years, a feat accomplished only once previously. A three-time first team All-Big Ten selection, Foster was named the Big Ten Player of the Year in 1993. She was also named the 1993 SportsChannel Player of the Year. During

her senior season, Price led Iowa in scoring (15.7), rebounding (8.2), and blocked shots (1.3). She collected 27 double-doubles during her illustrious career, including nine in her senior year. In Iowa's career statistical categories, Foster ranks third in rebounds (887) and fifth in blocks (145). She also ranks seventh in scoring (1,606) and 13th in steals (167). Foster competed in the National Olympic Festival in 1987 and 1991. When the WNBA was formed in 1997, Foster was the seventh overall pick and was selected by the Phoenix Mercury. She spent two seasons with the Mercury before joining the Seattle Storm in 1999 by way of an expansion draft.



### **Samantha Logic (2012-15)**

Samantha Logic, a four-year starter for the Hawkeyes from 2012-15, became the fourth consensus All-American in Iowa women's basketball history in 2015. Logic, the only player in NCAA history to accumulate at least 1,500 career points, 800 rebounds, 800 assists, and 200 steals, earned All-America accolades from the WBCA, Associated Press, USBWA, and ESPN after leading the Hawkeyes to their first Sweet Sixteen appearance since 1996 and the program's sixth overall. The

Racine, Wisconsin, native was named to the Oklahoma City Regional All-Tournament Team after recording her sixth career triple-double against No. 5 Baylor (13 points, 10 rebounds, 14 assists); the feat marks only the 14th triple-double in the history of the NCAA Tournament and her 14 assists are an Iowa NCAA Tournament record. Success continued off the court for Logic, who was named a Capital One Academic All-American, won the Senior CLASS Award, and received the Big Ten Medal of Honor in 2015. She also earned three Academic All-Big Ten honors. Logic ends her career second in assists in Big Ten history (Samantha Prahalis of Ohio State is first (901)) and 11th in NCAA History. She ranks first in program history in career assists and starts (135), second in steals (260) and rebounds (922), and 10th in scoring (1,546). Logic led the Big Ten in assists in league play in each of her last three seasons. Her six career triple-doubles mark the second-highest total in the history of NCAA women's basketball, and the most by any player as a member of the Big Ten. She recorded 33 career double-doubles (third-most in program

history), dished out double-digit assists 28 times in her career (the most in program history), and started all 135 games of her Hawkeye career. Logic, one of 12 players in the country to be invited to attend the 2015 WNBA Draft in person, was selected as the 10th pick in the first round by the Atlanta Dream. She spent a few months with the Dream before joining the San Antonio Stars. Logic is the second first round WNBA draft pick in program history and the 12th Iowa draftee overall.



### **Megan Gustafson (2015-19)**

Megan Gustafson was the first Big Ten student to be named consensus national player of the year (Associated Press, ESPN, Naismith, USBWA). She was also named the Honda Sport Award winner for basketball and was one of three finalists for the Honda Cup. Her resume includes the Lisa Leslie Award, Senior CLASS Award, Big Ten Women's Basketball Player of the Year, Big Ten Athlete of the Year, unanimous first team All-Big Ten selection, Most Outstanding Player of the Big Ten Tournament, and

consensus first team All-American (Associated Press, U.S. Basketball Writers' Association, ESPNW). She was a Wade Trophy finalist, John R. Wooden Award finalist, and Naismith Defensive Player of the Year finalist. During her senior season (2018-19), Gustafson netted 1,001 points to become just the fourth Division I female student-athlete, and the only post player, to eclipse 1,000 points in a single season. The Port Wing, Wisconsin, native owns 16 Iowa school records, including career marks for points (2,804) and rebounds (1,460). Gustafson led the nation in five categories as a senior, including points per game (27.8), field goal percentage (69.6), total points (1,001), and double-doubles (33). She also holds conference career records for rebounds (1,460), field goal percentage (.657), and double-doubles (88). Gustafson's No. 10 jersey retirement was announced in April 2019 and officially retired January 26, 2020 in front of 13,420 fans.

### **Kathleen Doyle (2016-2020)**



Kathleen Doyle was named to three All-America teams, including Associated Press (third team), United States Basketball Writers Association (third team), and Women's Basketball Coaches Association. Doyle was named Big Ten Player of the year by the coaches and media as well as first team All-Big Ten. Doyle finished her senior season in the top-50 nationally in five statistical categories, including sixth in the nation in total assists (189), seventh in assists per game (6.3), 19th in free throws made (147), 37th in total points (544), and 49th in points per game (18.1). She set

the Hawkeyes single-game assist record, dishing out 15 against Nebraska (Feb. 6).. The LaGrange Park, Illinois, native was selected by the Indiana Fever with the 14th overall pick in the WNBA Draft. Doyle is the 14th Hawkeye drafted into the WNBA and the second in as many years.

## **CONSENSUS ALL-AMERICANS**

### **Caitlin Clark (2020-24)**



Caitlin Clark finished her Hawkeye career as the No. 1 overall pick in the WNBA Draft, she was selected by the Indiana Fever. The West Des Moines, Iowa, native led the Hawkeyes to two second straight National Championships and finished her senior season leading the nation in assists (8.9 assists per game) and in scoring (31.6 points per game). She became the first player to finish No. 1 in both categories in back-to-back seasons. Clark is the all-time leading scorer in basketball history with a career 3,951 points and is the first Division-I player to record 1,000+ points

in back-to-back seasons. She is also the only player in NCAA DI men's or women's basketball history to lead her conference in scoring and assists in four consecutive seasons. Clark finished her Iowa career with 3951 points, 990 rebounds, and 1144 assists. Clark was tabbed as the Big Ten Player of the Year and is the first player in program history to be named First Team All-Big Ten four times in four years of competition. She has also led the Hawkeyes to three straight Big Ten Championships for the first time in program history. Clark won the 2024 Honda Cup and was named Collegiate Woman Athlete of the Year as by THE Collegiate Women Sports Awards (CWSA). She also won the 2024 Naismith, Wooden and Wade Trophies along with the Associated Press, Big Ten and USBWA Ann Drysdale Player of the Year honors. She is also a three-time winner of the Nancy Lieberman Point Guard Award and is the first-ever three-time winner of the Dawn Staley Award. She also won the Honda Sport Award for Basketball in April. Off the court, she is a three-time First Team Academic All-American and was named the 2024 CSC Academic All-America of the Year. During her rookie season, she was named co-Freshman of the Year by the WBCA, USBWA and The Athletic. Clark was named the Dawn Staley Guard of the Year in back-to-back seasons – the only recipient to do so – and the 2022 Nancy Lieberman Point Guard of the Year. Clark is a two-time consensus All-American, receiving honors from the WBCA, AP, USBWA and The Athletic as a freshman and sophomore and Naismith and John R. Wooden Award committees as a sophomore. The West Des Moines, Iowa, native is the most decorated Big Ten freshman after tallying 20 Big Ten Weekly honors, including a Big Ten-best 12 freshman accolades, a Big Ten record five Big Ten Player of the Week honors as a freshman, and three Player of the Week Honor Roll nods. She is the only Big Ten freshman to be named ESPN National Player of the Week (Dec. 14, 2020). Consensus National Player of the Year along with unanimous first team All-Big Ten honors, Big Ten Tournament MVP, and Big Ten All-Tournament Team honors... Nancy Lieberman Point Guard of the Year and was the Dawn Staley Guard of the Year Award recipient – the first student-athlete to win the Dawn Staley Award in three consecutive seasons... Wooden Award All-America, first team AP All-America, USBWA All-America, WBCA All-America and All-Region honoree... helped lead the Hawkeyes to their first National Championship appearance in program history with a 40-point triple-double over No. 1 South Carolina... ended her junior season as the first player in Division I women's basketball history to record more than 1,000 points and 300 assists in the same season, averaging 27.8 ppg, 8.6 apg, and 7.1 rpg... became the first player in Division I women's basketball history to record more than 1,000 points and 300 assists in the same season... tallied 161 points and 52 assists in NCAA Tournament play... since 2000, it's one of six instances of a player having 150 points and 50 assists in ANY five-game span... all six of those belong to Clark. Eclipsed 2,000 career points in her 75th career game, which ties her for the fastest NCAA Division I women's basketball player to do so. (Elena Delle Donne). Became the fourth Hawkeye women's basketball player to score 2,000 points and is the seventh Iowa men's or women's basketball player to score 2,000 points. She eclipsed 2,500 career points at the University of Iowa, only the second player in school history to do so. Broke the single season Big Ten record for most points and assists in the same season and recorded five triple-doubles.





# IOWA WOMEN'S BASKETBALL

## 1,000-POINT CLUB

1.	3,951	Caitlin Clark	2020-2024
2.	2,804	Megan Gustafson	2015-19
3.	2,413	Monika Czinano	2018-2023
4.	2,102	Ally Disterhoft	2014-17
5.	2,059	Cindy Haugejorde	1976-80
6.	1,906	Lindsey Meder	1998-02
7.	1,841	Jaime Printy	2010-13
8.	1,821	Michelle Edwards	1984-88
9.	1,762	Jennie Lillis	2000-04
10.	1,742	Franthea Price	1986-90
11.	1,606	Toni Foster	1989-93
12.	1,598	Tangela Smith	1994-98
13.	1,582	Morgan Johnson	2010-13
14.	1,546	Samantha Logic	2012-15
15.	1,537	Kathleen Doyle	2016-20
16.	1,483	Kamille Wahlin	2009-12
17.	1,480	Melissa Dixon	2012-15
18.	1,455	Kristi Smith	2005-09
19.	1,439	Megan Skouby	2005-09
20.	1,353	Bethany Doolittle	2012-15
21.	1,343	Wendy Ausdemore	2005-09
22.	1,335	Lisa Becker	1983-87
23.	1,319	Amy Herrig	1995-99
24.	1,299	Kate Martin	2019-2024
25.	1,283	Necole Tunsil	1990-94
26.	1,277	McKenna Warnock	2019-2023
27.	1,265	Jamie Cavey	2001-05
28.	1,256	Makenzie Meyer	2016-20
29.	1,242	Kristi Faulkner	2001-04
30.	1,239	Kachine Alexander	2008-11
31.	1,230	Lisa Long	1983-87
32.	1,193	Crystal Smith	2002-06
33.	1,160	Tia Jackson	1990-95
34.	1,147	Cara Consuegra	1997-01
35.	1,137	Jolette Law	1986-90
36.	1,130	Johanna Solverson	2002-05, 08
37.	1,129	Lisa Anderson	1980-84
38.	1,100	Shanda Berry	1985-89
39.	1,091	Gabbie Marshall	2019-2024
40.	1,048	Kim Howard	1978-82
41.	1,046	Robin Anderson	1980-85
42.	1,024	Tiffany Gooden	1994-98
43.	1,007	Tania Davis	2015-19



## HAWKEYES IN THE WNBA

Year	Player	Team (Round, Pick)	Years Played
2024	Caitlin Clark	Indiana Fever (First, 1)	2024-Present
	Kate Martin	Las Vegas Aces (Second, 18)	2024-Present
2023	Monika Czinano	LA Sparks (Third, 26)	2023
2020	Kathleen Doyle	Indiana Fever (Second, 14)	2020
2019	Megan Gustafson	Dallas Wings (Second, 17)	2019-Present
2015	Sam Logic	Atlanta Dream (First, 10)	2015
2011	Kachine Alexander	Minnesota Lynx (Third, 26)	2011
2006	Crystal Smith	Phoenix Mercury (Third, 32)	2022
2002	Lindsey Meder	Minnesota Lynx (Third, 38)	2002
2001	Cara Consuegra	Utah Starzz (Fourth, 56)	2001
1999	Amy Herrig	Sacramento Monarchs (Fourth, 38)	1999
1998	Tangela Smith	Sacramento Monarchs (Second, 12)	1999-2004, 2007-12
	Nadine Domond	New York Liberty (Second, 19)	1998
	Angela Hamblin	Washington Mystics (Third, 23)	1998
	Franthea Price	Sacramento Monarchs (Free Agent)	1998
1997	Toni Foster	Phoenix Mercury (First, 8)	1997-99
	Tia Jackson	Phoenix Mercury (Second, 9)	1997
	Michelle Edwards	Cleveland Rockers (Player Allocation)	1997-2001
	Simone Edwards	New York Liberty (Free Agent)	1997



Tangela Smith



Simone Edwards



Michelle Edwards



Franthea Price



Nadine Domond



Amy Herrig



Cara Consuegra



Lindsey Meder



Crystal Smith





# IOWA WOMEN'S BASKETBALL

## HAWKEYES IN THE WNBA



Kachine Alexander



Samantha Logic



Megan Gustafson



Kathleen Doyle



Kate Martin



Caitlin Clark



## SERIES RECORD VS. OPPONENTS

### Alabama

The Series: Alabama leads, 1-0  
Largest Margin of Defeat: 12 pts. (1993-94)  
1993-94 \_\_\_\_\_ at Iowa, L 72-84

### Alaska

The Series: Iowa leads, 1-0  
Largest Margin of Victory: 21 pts. (1979-80)  
1979-80 \_\_\_\_\_ at Alaska, W 73-52

### Albany

The Series: Iowa leads, 1-0  
Largest Margin of Victory: 22 pts. (2011-12)  
2011-12 \_\_\_\_\_ at Iowa, W 82-60

### American

The Series: Iowa leads, 1-0  
Largest Margin of Victory: 8 pts. (2014-15)  
2014-15 \_\_\_\_\_ at Iowa (NCAA), W 75-67

### Appalachian State

The Series: Iowa leads, 1-0  
Largest Margin of Victory: 2 pts. (1995-96)  
1995-96 \_\_\_\_\_ at Neutral, W 68-66

### Arizona State

The Series: Arizona State leads, 1-0  
Largest Margin of Defeat: 2 pts. (2007-08)  
2007-08 \_\_\_\_\_ at Neutral, L 58-60

### Arkansas

The Series: Arkansas leads, 3-0  
Largest Margin of Defeat: 26 pts. (1997-98)  
1997-98 \_\_\_\_\_ at Neutral, L 57-83  
1999-00 \_\_\_\_\_ at Arkansas, L 65-72  
2014-15 \_\_\_\_\_ at Neutral, L 67-77

### Arkansas-Pine Bluff

The Series: Iowa leads, 2-0  
Largest Margin of Victory: 40 pts. (2017-18)  
2013-14 \_\_\_\_\_ at Iowa, W 76-38  
2017-18 \_\_\_\_\_ at Iowa, W 85-45

### Arkansas State

The Series: Iowa leads, 2-0  
Largest Margin of Victory: 14 pts. (2004-05)  
2004-05 \_\_\_\_\_ at Neutral, W 66-52  
2010-11 \_\_\_\_\_ at Neutral, W 50-47

### Auburn

The Series: Tied, 2-2  
Largest Margin of Victory: 13 pts. (1992-93)  
Largest Margin of Defeat: 36 pts. (1999-00)  
1987-88 \_\_\_\_\_ at Neutral, W 73-69

1992-93 \_\_\_\_\_ at Iowa, W 63-50  
1998-99 \_\_\_\_\_ at Auburn, L 55-78  
1999-00 \_\_\_\_\_ at Iowa, L 55-91

### Ball State

The Series: Ball State leads, 1-0  
Largest Margin of Defeat: 36 pts. (2015-16)  
2015-16 \_\_\_\_\_ at Iowa (WNIT), L 72-77

### Baylor

The Series: Baylor leads, 2-0  
Largest Margin of Defeat: 32 pts. (2018-19)  
2014-15 \_\_\_\_\_ at Neutral (Sweet 16), L 66-81  
2018-19 \_\_\_\_\_ at Neutral (Elite Eight), L 53-85

### Belmont

The Series: Iowa leads, 1-0  
Largest Margin of Victory: 11 pts. (2022-23)  
2022-23 \_\_\_\_\_ at Iowa, W 73-62

### Biola

The Series: Iowa leads, 1-0  
Largest Margin of Victory: 5 pts. (1981-82)  
1981-82 \_\_\_\_\_ at Neutral, W 73-68

### Boise State

The Series: Iowa leads, 1-0  
Largest Margin of Victory: 55 pts. (1996-97)  
1996-97 \_\_\_\_\_ at Neutral, W 89-34

### Boston College

The Series: Tied, 1-1  
Largest Margin of Victory: 10 pts. (2013-14)  
Largest Margin of Defeat: 5 pts. (1986-87)  
2009-10 \_\_\_\_\_ at Iowa, L 67-72  
2013-14 \_\_\_\_\_ at Neutral, W 78-68

### Boston

The Series: Iowa leads, 2-0  
Largest Margin of Victory: 25 pts. (2008-09)  
1986-87 \_\_\_\_\_ at Iowa, W 70-48  
2008-09 \_\_\_\_\_ at Iowa, W 83-58

### Bowling Green

The Series: Iowa leads, 1-0  
Largest Margin of Victory: 34 pts. (2023-24)  
2023-24 \_\_\_\_\_ at Iowa, W 99-65

### Bradley

The Series: Iowa leads, 6-1  
Largest Margin of Victory: 43 points (1999-00)  
Largest Margin of Defeat: 8 points (2011-12)  
1982-83 \_\_\_\_\_ at Bradley, W 85-82  
1983-84 \_\_\_\_\_ at Iowa, W 70-46

1985-86 \_\_\_\_\_ at Iowa, W 75-39  
1999-00 \_\_\_\_\_ at Iowa, W 92-49  
2010-11 \_\_\_\_\_ at Iowa, W 91-53  
2011-12 \_\_\_\_\_ at Bradley, L 88-96  
2015-16 \_\_\_\_\_ at Iowa, W 60-53

### Brigham Young

The Series: Brigham Young leads, 3-0  
Largest Margin of Defeat: 24 pts. (1979-80)  
1979-80 \_\_\_\_\_ at Iowa, L 79-103  
1980-81 \_\_\_\_\_ at Neutral, L 76-87  
2005-06 \_\_\_\_\_ at Neutral, L 62-67

### Bucknell

The Series: Iowa leads, 1-0  
Largest Margin of Victory: 58 pts. (1992-93)  
1992-93 \_\_\_\_\_ at Neutral, W 97-39

### Butler

The Series: Iowa leads, 2-1  
Largest Margin of Victory: 23 pts. (2003-04)  
Largest Margin of Defeat: 10 pts. (2011-12)  
1995-96 \_\_\_\_\_ at Iowa, W 72-67  
2003-04 \_\_\_\_\_ at Iowa, W 83-60  
2011-12 \_\_\_\_\_ at Neutral, L 74-84

### California

The Series: California leads, 2-0  
Largest Margin of Defeat: 33 pts. (2008-09)  
1982-83 \_\_\_\_\_ at Neutral, L 66-89  
2008-09 \_\_\_\_\_ at Neutral, L 43-76

### Cal-Poly

The Series: Iowa leads, 1-0  
Largest Margin of Victory: 7 pts. (1981-82)  
1981-82 \_\_\_\_\_ at Iowa, W 64-57

### Cal-State Northridge

The Series: Iowa leads, 1-0  
Largest Margin of Victory: 11 pts. (1997-98)  
1997-98 \_\_\_\_\_ at Iowa, W 67-56

### Central College

The Series: Iowa leads, 4-2  
Largest Margin of Win: 26 pts. (1977-78)  
Largest Margin of Defeat: 13 pts. (1975-76)  
1975-76 \_\_\_\_\_ at Iowa, L 56-69  
1975-76 \_\_\_\_\_ at Iowa, W 57-54  
1976-77 \_\_\_\_\_ at Iowa, W 54-52  
1977-78 \_\_\_\_\_ at Iowa, W 70-44  
1977-78 \_\_\_\_\_ at Central, L 66-76  
1978-79 \_\_\_\_\_ at Central, W 76-70





# IOWA WOMEN'S BASKETBALL

## SERIES RECORD VS. OPPONENTS

### Central Florida

The Series: Iowa leads, 1-0

Largest Margin of Victory: 8 pts. (2020-21)

2021-22 \_\_\_\_\_ at Iowa, W 69-61

### Central Michigan

The Series: Iowa leads, 2-0

Largest Margin of Victory: 15 pts. (2020-21)

2010-11 \_\_\_\_\_ at Iowa, W, 90-79

2020-21 \_\_\_\_\_ at NCAA, W 87-72

### Central Missouri

The Series: Central Missouri leads, 5-1

Largest Margin of Victory: 6 pts. (1981-82)

Largest Margin of Defeat: 28 pts. (1981-82)

1975-76 \_\_\_\_\_ at Central Missouri, L 56-72

1977-78 \_\_\_\_\_ at Iowa, L 63-70

1978-79 \_\_\_\_\_ at Central Missouri, L 62-72

1979-80 \_\_\_\_\_ at Iowa, L 76-89

1981-82 \_\_\_\_\_ at Iowa, W 68-62

1981-82 \_\_\_\_\_ at Central Missouri, L 53-81

### Charlotte

The Series: Iowa leads, 3-0

Largest Margin of Victory: 22 pts. (1992-93)

1992-93 \_\_\_\_\_ at Iowa, W 60-38

2002-03 \_\_\_\_\_ at Iowa, W 85-70

2017-18 \_\_\_\_\_ at Neutral, W 77-64

### Cincinnati

The Series: Iowa leads, 1-0

Largest Margin of Victory: 8 pts. (2019-20)

2019-20 \_\_\_\_\_ at Neutral, W 69-61

### Clarke College

The Series: Iowa leads, 1-0

Largest Margin of Victory: 36 pts. (1975-76)

1975-76 \_\_\_\_\_ at Iowa, W 68-32

### Clemson

The Series: Iowa leads, 1-0

Largest Margin of Victory: 14 pts. (2019-20)

2019-20 \_\_\_\_\_ at Iowa, W 74-60

### Cleveland State

The Series: Iowa leads, 1-0

Largest Margin of Victory: 29 pts. (2023-24)

2023-24 \_\_\_\_\_ at Neutral, W 104-75

### Coe College

The Series: Coe College leads, 3-1

Largest Margin of Victory: 18 pts. (1975-76)

Largest Margin of Defeat: 11 pts. (1975-76)

1974-75 \_\_\_\_\_ at Iowa, L 45-47

1975-76 \_\_\_\_\_ at Iowa, L 58-59

1975-76 \_\_\_\_\_ at Iowa, W 66-48

1975-76 \_\_\_\_\_ at Coe, L 51-62

### Colorado

The Series: Iowa leads, 5-3

Largest Margin of Victory: 26 pts. (2000-01)

Largest Margin of Defeat: 9 pts. (2001-02)

1992-93 \_\_\_\_\_ at Neutral, L 70-72

2000-01 \_\_\_\_\_ at Iowa, W 92-66

2001-02 \_\_\_\_\_ at Colorado, L 83-92

2013-14 \_\_\_\_\_ at Colorado, L 87-90

2014-15 \_\_\_\_\_ at Iowa, W 78-63

2016-17 \_\_\_\_\_ at Iowa (WNIT), W 80-62

2022-23 \_\_\_\_\_ at NCAA, W 87-77

2023-24 \_\_\_\_\_ at NCAA, W 89-68

### Colorado State

The Series: Iowa leads, 1-0

Largest Margin of Victory: 7 pts. (1979-80)

1979-80 \_\_\_\_\_ at Colorado State, W 74-67

### Connecticut

The Series: Connecticut leads, 6-4

Largest Margin of Victory: 35 pts. (1983-84)

Largest Margin of Defeat: 38 pts. (2001-02)

1983-84 \_\_\_\_\_ at Iowa, W 78-43

1989-90 \_\_\_\_\_ at Iowa, W 81-49

1990-91 \_\_\_\_\_ at Connecticut, W 58-41

1996-97 \_\_\_\_\_ at Connecticut, L 53-72

1997-98 \_\_\_\_\_ at Neutral, L 55-65

1999-00 \_\_\_\_\_ at Iowa, L 45-73

2001-02 \_\_\_\_\_ at Connecticut, L 48-86

2021-22 \_\_\_\_\_ at NCAA, L 72-92

2022-23 \_\_\_\_\_ Neutral, L 79-86

2023-24 \_\_\_\_\_ NCAA, W 71-69

### Cornell College

The Series: Iowa leads, 1-0

Largest Margin of Victory: 68 pts. (1974-75)

1974-75 \_\_\_\_\_ at Iowa, W 91-23

### Creighton

The Series: Series tied, 7-7

Largest Margin of Victory: 43 pts. (2001-02)

Largest Margin of Defeat: 12 pts. (2003-04)

Overtime Record: 1-1

Last 10 Games: 5-5

1981-82 \_\_\_\_\_ at Creighton, L 66-74

1985-86 \_\_\_\_\_ at Iowa, W 66-60

1994-95 \_\_\_\_\_ at Iowa, L 53-63

1995-96 \_\_\_\_\_ at Creighton, W 68-41

2001-02 \_\_\_\_\_ at Iowa, W 86-43

2002-03 \_\_\_\_\_ at Iowa, L 64-70

2002-03 \_\_\_\_\_ at Creighton, L 82-89

2003-04 \_\_\_\_\_ at Iowa, L 72-84 (ot)

2004-05 \_\_\_\_\_ at Iowa, W 67-52

2004-05 \_\_\_\_\_ at Creighton, W 91-82 (ot)

2005-06 \_\_\_\_\_ at Iowa, W 74-64

2006-07 \_\_\_\_\_ at Creighton, W 75-60

2017-18 \_\_\_\_\_ at NCAA, L 70-76

2021-22 \_\_\_\_\_ at Iowa, L 62-64

### Dartmouth

The Series: Iowa leads, 2-0

Largest Margin of Victory: 38 pts. (2022-23)

2007-08 \_\_\_\_\_ at Iowa, W 61-43

2022-23 \_\_\_\_\_ at Iowa, W 92-54

### Dayton

The Series: Iowa leads, 2-0

Largest Margin of Victory: 7 pts. (2014-15)

Overtime Record: 1-0

2013-14 \_\_\_\_\_ at Iowa, W 97-93 (ot)

2014-15 \_\_\_\_\_ at Iowa, W 90-83

### Delta State

The Series: Delta State leads, 2-0

Largest Margin of Defeat: 23 pts. (1983-84)

1979-80 \_\_\_\_\_ at Iowa, L 73-77

1983-84 \_\_\_\_\_ at Delta State, L 70-93

### Denver

The Series: Iowa leads, 2-0

Largest Margin of Victory: 34 pts. (2002-03)

2001-02 \_\_\_\_\_ at Denver, W 84-72

2002-03 \_\_\_\_\_ at Iowa, W 83-49

### DePaul

The Series: Iowa leads, 5-0

Largest Margin of Victory: 14 pts. (1990-91)

1979-80 \_\_\_\_\_ at Iowa, W 58-56

1980-81 \_\_\_\_\_ at DePaul, W 97-87

1989-90 \_\_\_\_\_ at Iowa, W 70-58

1990-91 \_\_\_\_\_ at DePaul, W 66-52

1995-96 \_\_\_\_\_ at Iowa, W 72-71

### Detroit

The Series: Iowa leads, 1-0

Largest Margin of Victory: 23 pts. (2007-08)

2007-08 \_\_\_\_\_ at Iowa, W 65-42

### Drake

The Series: Iowa leads, 30-25

Largest Margin of Victory: 46 pts. (1992-93)

Largest Margin of Defeat: 35 pts. (1981-82)

Overtime Record: 2-1



## SERIES RECORD VS. OPPONENTS

## Last 10 Games: 9-1

1974-75	at Drake, L 64-75
1975-76	at Drake, L 62-65
1975-76	at Iowa, W 67-42
1976-77	at Iowa, L 59-82
1976-77	Neutral, L 56-64
1977-78	at Iowa, L 66-77
1977-78	Neutral, L 60-88
1978-79	at Drake, L 80-94
1978-79	at Iowa, L 63-96
1978-79	Neutral, L 71-101
1979-80	at Iowa, L 62-71
1979-80	at Drake, L 67-76
1980-81	at Iowa, L 71-74
1980-81	at Drake, L 56-83
1981-82	at Iowa, L 63-77
1981-82	at Drake, L 61-96
1982-83	at Drake, L 75-88
1983-84	at Iowa, L 56-58
1984-85	at Drake, L 59-69
1985-86	at Iowa, L 63-64
1986-87	at Drake, W 71-57
1987-88	at Iowa, W 74-38
1988-89	at Drake, W 97-54
1989-90	at Iowa, W 70-58
1990-91	at Drake, W 74-49
1992-93	at Iowa, W 90-44
1993-94	at Drake, W 73-64
1995-96	at Iowa, W 67-44
1996-97	at Drake, L 59-80
1997-98	at Iowa, W 63-60 (ot)
1998-99	at Drake, L 73-86
1999-00	at Iowa, L 59-84
2000-01	at Drake, L 58-73
2001-02	at Iowa, L 72-75 (ot)
2002-03	at Drake, W 72-52
2003-04	at Iowa, W 79-65
2004-05	at Drake, W 80-69
2005-06	at Iowa, W 92-72
2006-07	at Drake, W 77-70
2007-08	at Iowa, W 62-50
2008-09	at Drake, W 71-53
2009-10	at Iowa, W 73-61
2010-11	at Drake, W 75-71
2011-12	at Iowa, W 71-46
2012-13	at Drake, W 82-65
2013-14	at Iowa, W 73-51
2014-15	at Drake, W 100-98
2015-16	at Iowa, W 89-76
2016-17	at Drake, L 76-81
2017-18	at Iowa, W 79-66
2018-19	at Drake, W 91-82
2019-20	at Iowa, W 79-67

2020-21	at Drake, W 103-97
2022-23	at Drake, W 92-85 (ot)
2023-24	at Iowa, W 113-90

**Duke**

The Series: Duke leads, 2-0

Largest Margin of Defeat: 24 pts. (2008-09)

2008-09	at Duke, L 47-71
---------	------------------

2021-22	at Duke, L 64-79
---------	------------------

**Eastern Kentucky**

The Series: Iowa leads, 1-0

Largest Margin of Victory: 4 pts. (1992-93)

1992-93	at Neutral, W 67-63
---------	---------------------

**Elon**

The Series: Iowa leads, 1-0

Largest Margin of Victory: 13 pts. (2017-18)

2017-18	at Neutral, W 74-61
---------	---------------------

**Evansville**

The Series: Iowa leads, 3-0

Largest Margin of Victory: 53 pts. (2022-23)

1983-84	at Neutral, W 76-64
---------	---------------------

2021-22	at Iowa, W 93-56
---------	------------------

2022-23	at Iowa, W 115-62
---------	-------------------

**FDU**

The Series: Iowa leads, 1-0

Largest Margin of Victory: 56 pts. (2023-24)

2023-24	at Iowa, W 102-49
---------	-------------------

**Florida**

The Series: Tied, 1-1

Largest Margin of Victory: 3 pts. (2004-05)

Largest Margin of Defeat: 10 pts. (1996-97)

1996-97	at Florida, L 58-68
---------	---------------------

2004-05	at Neutral, W 65-62
---------	---------------------

**Florida Atlantic**

The Series: Iowa leads, 2-0

Largest Margin of Victory: 32 pts. (2019-20)

1994-95	at Neutral, W 67-42
---------	---------------------

2019-20	at Iowa, W 85-53
---------	------------------

**Florida Gulf Coast**

The Series: Iowa leads, 1-0

Largest Margin of Victory: 38 pts. (2023-24)

2023-24	at Neutral, W 100-62
---------	----------------------

**Florida International**

The Series: Iowa leads, 2-1

Largest Margin of Victory: 10 pts. (2006-07)

Largest Margin of Defeat: 1 pts. (2012-13)

2003-04	at FIU, W 93-86
---------	-----------------

2006-07	at Iowa, W 72-62
---------	------------------

2012-13	at FIU, L 65-66
---------	-----------------

**Florida State**

The Series: Florida State leads, 3-0

Largest Margin of Defeat: 14 pts. (2012-13)

2012-13	at Florida State, L 69-83
---------	---------------------------

2017-18	at Iowa, L 93-94
---------	------------------

2018-19	at Neutral, L 67-71
---------	---------------------

**George Washington**

The Series: George Washington leads, 2-0

Largest Margin of Defeat: 14 pts. (2000-01)

Overtime Record: 0-1

2000-01	at GW, L 64-78
---------	----------------

2015-16	at Neutral, L 77-81 (2 OT)
---------	----------------------------

**Georgia**

The Series: Tied, 3-3

Largest Margin of Victory: 9 pts. (1987-88)

Largest Margin of Defeat: 27 pts. (1995-96)

1986-87	at Neutral, W 62-60
---------	---------------------

1987-88	at Iowa, W 65-56
---------	------------------

1990-91	at Neutral, L 51-62
---------	---------------------

1995-96	at Neutral, L 52-79
---------	---------------------

2007-08	at Neutral, L 61-67
---------	---------------------

2022-23	at Iowa, W 74-66
---------	------------------

**Georgia Tech**

The Series: Georgia Tech leads, 2-0

Largest Margin of Defeat: 19 pts. (2007-08)

2007-08	at Iowa, L 57-76
---------	------------------

2008-09	at Iowa, L 62-76
---------	------------------

**Gonzaga**

The Series: Iowa leads, 3-1

Largest Margin of Victory: 15 pts. (2x, last 2009-10)

Largest Margin of Defeat: 6 pts. (2010-11)

2001-02	at Neutral, W 69-54
---------	---------------------

2009-10	at Neutral, W 69-54
---------	---------------------

2010-11	at Gonzaga, L 86-92
---------	---------------------

2014-15	at Neutral, W 79-67
---------	---------------------

**Graceland**

The Series: Graceland leads, 1-0

Largest Margin of Defeat: 2 pts. (1975-76)

1975-76	at Iowa, L 52-54
---------	------------------

**Grambling State**

The Series: Iowa leads, 1-0

Largest Margin of Victory: 14 pts. (1988-89)

1988-89	at Neutral, W 80-66
---------	---------------------





# IOWA WOMEN'S BASKETBALL

## SERIES RECORD VS. OPPONENTS

### Grand View

The Series: Iowa leads, 4-3

Largest Margin of Victory: 33 pts. (1980-81)

Largest Margin of Defeat: 59 pts. (1975-76)

1974-75 \_\_\_\_\_ at Grand View, L unavailable

1975-76 \_\_\_\_\_ at Iowa, L 53-112

1977-78 \_\_\_\_\_ at Grand View, W 88-73

1978-79 \_\_\_\_\_ at Iowa, W 72-69

1979-80 \_\_\_\_\_ at Grand View, W 99-66

1980-81 \_\_\_\_\_ at Iowa, W 81-68

1981-82 \_\_\_\_\_ at Grand View, L 54-76

### Hampton

The Series: Iowa leads, 1-0

Largest Margin of Victory: 33 pts. (2016-17)

2016-17 \_\_\_\_\_ at Iowa, W 84-51

### Harvard

The Series: Iowa leads, 1-0

Largest Margin of Victory: 9 pts. (2011-12)

2011-12 \_\_\_\_\_ at Iowa, W 90-81

### Houston

The Series: Iowa leads, 2-1

Largest Margin of Victory: 15 pts. (1993-94)

Largest Margin of Defeat: 6 pts. (2003-04)

1993-94 \_\_\_\_\_ at Neutral, W 59-44

2003-04 \_\_\_\_\_ at Iowa, L 64-70

2015-16 \_\_\_\_\_ at Neutral, W 64-50

### Holy Cross

The Series: Iowa leads, 1-0

Largest Margin of Victory: 26 pts. (2023-24)

2023-24 \_\_\_\_\_ at Iowa (NCAA), W 91-65

### Howard

The Series: Iowa leads, 1-0

Largest Margin of Victory: 33 pts. (1989-90)

1989-90 \_\_\_\_\_ at Iowa, W 90-57

### Idaho State

The Series: Iowa leads, 2-0

Largest Margin of Victory: 48 pts. (2013-14)

1982-83 \_\_\_\_\_ at Iowa, W 74-65

2013-14 \_\_\_\_\_ at Iowa, W 95-47

### Illinois

The Series: Iowa leads, 61-20

Largest Margin of Victory: 51 pts. (1987-88)

Largest Margin of Defeat: 26 pts. (1999-00)

Overtime Record: 1-0

Last 10 Games: 8-2

1974-75 \_\_\_\_\_ at Iowa, W 62-46

1975-76 \_\_\_\_\_ at Illinois, W 63-54

1976-77 \_\_\_\_\_ At Neutral, L 40-53

1976-77 \_\_\_\_\_ at Illinois, L 54-58

1977-78 \_\_\_\_\_ at Iowa, L 60-62

1978-79 \_\_\_\_\_ at Illinois, L 53-60

1979-80 \_\_\_\_\_ at Iowa, W 71-44

1980-81 \_\_\_\_\_ at Illinois, L 76-78

1981-82 \_\_\_\_\_ at Iowa, L 51-76

1982-83 \_\_\_\_\_ at Iowa, L 69-71

1982-83 \_\_\_\_\_ at Illinois, L 69-71

1983-84 \_\_\_\_\_ at Illinois, L 55-64

1983-84 \_\_\_\_\_ at Iowa, W 74-65

1984-85 \_\_\_\_\_ at Illinois, W 66-61

1984-85 \_\_\_\_\_ at Iowa, W 79-66

1985-86 \_\_\_\_\_ at Iowa, W 74-57

1985-86 \_\_\_\_\_ at Illinois, L 68-78

1986-87 \_\_\_\_\_ at Iowa, W 80-53

1986-87 \_\_\_\_\_ at Illinois, W 70-64

1987-88 \_\_\_\_\_ at Illinois, W 90-63

1987-88 \_\_\_\_\_ at Iowa, W 87-36

1988-89 \_\_\_\_\_ at Illinois, W 82-64

1988-89 \_\_\_\_\_ at Iowa, W 82-50

1989-90 \_\_\_\_\_ at Iowa, W 85-51

1989-90 \_\_\_\_\_ at Illinois, W 59-51

1990-91 \_\_\_\_\_ at Iowa, W 63-47

1990-91 \_\_\_\_\_ at Illinois, W 63-43

1991-92 \_\_\_\_\_ at Iowa, W 68-42

1991-92 \_\_\_\_\_ at Illinois, W 56-36

1992-93 \_\_\_\_\_ at Illinois, W 65-57

1992-93 \_\_\_\_\_ at Iowa, W 77-58

1993-94 \_\_\_\_\_ at Iowa, W 53-37

1993-94 \_\_\_\_\_ at Illinois, W 55-52

1994-95 \_\_\_\_\_ at Iowa, W 59-51

1994-95 \_\_\_\_\_ at Illinois, W 69-61

1995-96 \_\_\_\_\_ at Iowa, W 73-55

1995-96 \_\_\_\_\_ at Illinois, W 73-64

1995-96 \_\_\_\_\_ at Big Ten, W 74-56

1996-97 \_\_\_\_\_ at Illinois, L 75-83

1996-97 \_\_\_\_\_ at Big Ten, W 63-56

1997-98 \_\_\_\_\_ at Iowa, W 82-71

1998-99 \_\_\_\_\_ at Iowa, W 89-86

1988-99 \_\_\_\_\_ at Illinois, L 73-86

1999-00 \_\_\_\_\_ at Illinois, L 60-86

1999-00 \_\_\_\_\_ at Iowa, W 80-73

2000-01 \_\_\_\_\_ at Illinois, W 75-64

2000-01 \_\_\_\_\_ at Big Ten, W 86-79

2001-02 \_\_\_\_\_ at Iowa, W 79-71

2002-03 \_\_\_\_\_ at Iowa, L 72-82

2002-03 \_\_\_\_\_ at Illinois, L 58-73

2003-04 \_\_\_\_\_ at Iowa, W 91-73

2003-04 \_\_\_\_\_ at Illinois, W 89-64

2004-05 \_\_\_\_\_ at Illinois, W 72-58

2004-05 \_\_\_\_\_ at Iowa, W 87-63

2005-06 \_\_\_\_\_ at Iowa, W 84-65

2005-06 \_\_\_\_\_ at Illinois, W 71-60

2006-07 \_\_\_\_\_ at Iowa, L 69-74

2007-08 \_\_\_\_\_ at Illinois, W 60-58

2008-09 \_\_\_\_\_ at Illinois, W 72-62

2008-09 \_\_\_\_\_ at Iowa, W 69-56

2009-10 \_\_\_\_\_ at Illinois, W 74-65

2009-10 \_\_\_\_\_ at Iowa, W 77-67

2010-11 \_\_\_\_\_ at Illinois, W 80-69

2010-11 \_\_\_\_\_ at Iowa, W 83-64

2011-12 \_\_\_\_\_ at Iowa, W 69-62 (ot)

2012-13 \_\_\_\_\_ at Illinois, L 62-74

2013-14 \_\_\_\_\_ at Iowa, W 69-55

2013-14 \_\_\_\_\_ at Illinois, W 81-56

2013-14 \_\_\_\_\_ at Big Ten, W 81-62

2014-15 \_\_\_\_\_ at Illinois, L 61-73

2015-16 \_\_\_\_\_ at Iowa, W 61-56

2016-17 \_\_\_\_\_ at Illinois, L 65-70

2016-17 \_\_\_\_\_ at Iowa, W 78-58

2017-18 \_\_\_\_\_ at Iowa, W 84-71

2018-19 \_\_\_\_\_ at Illinois, W 94-75

2018-19 \_\_\_\_\_ at Iowa, W 88-66

2019-20 \_\_\_\_\_ at Iowa, W 108-72

2020-21 \_\_\_\_\_ at Illinois, W 107-68

2021-22 \_\_\_\_\_ at Iowa, W 82-56

2022-23 \_\_\_\_\_ at Illinois, L 86-90

2023-24 \_\_\_\_\_ at Iowa, W 101-85

### Illinois State

The Series: Iowa leads, 7-1

Largest Margin of Victory: 40 pts. (2021-22)

Largest Margin of Defeat: 42 pts. (1975-76)

1975-76 \_\_\_\_\_ at Iowa, L 48-90

1978-79 \_\_\_\_\_ at ISU, W 82-71

1984-85 \_\_\_\_\_ at Iowa, W 65-57

1986-87 \_\_\_\_\_ at ISU, W 71-56

1996-97 \_\_\_\_\_ at Iowa, W 66-41

2009-10 \_\_\_\_\_ at Iowa, W 75-67

2012-13 \_\_\_\_\_ at Iowa, W 74-64

2021-22 \_\_\_\_\_ at Iowa, W 98-58

### Illinois-Chicago

The Series: Tied, 1-1

Largest Margin of Victory: 17 pts. (1981-82)

Largest Margin of Defeat: 1 pt. (1980-81)

1980-81 \_\_\_\_\_ at Illinois-Chicago, L 77-78

1981-82 \_\_\_\_\_ at Iowa, W 69-52

### Indian Hills CC

The Series: Iowa leads, 2-0

Largest Margin of Victory: 23 pts. (1976-77)

1976-77 \_\_\_\_\_ at Iowa, W 70-47

1976-77 \_\_\_\_\_ at IHCC, W 74-53



## SERIES RECORD VS. OPPONENTS

**Indiana**

The Series: Iowa leads, 56-23

Largest Margin of Victory: 38 pts. (1989-90)

Largest Margin of Defeat: 28 pts. (1974-75)

Overtime Record: 2-1

Last 10 Games: 6-4

1974-75	at Iowa, L 58-86
1982-83	at IU, L 51-68
1982-83	at Iowa, L 59-65
1983-84	at Iowa, W 54-50
1983-84	at IU, L 62-68
1984-85	at Iowa, W 69-49
1984-85	at IU, L 48-63
1985-86	at IU, W 47-46
1985-86	at Iowa, W 63-47
1986-87	At Neutral, W 63-56
1986-87	at IU, W 60-49
1986-87	at Iowa, W 71-50
1987-88	at Iowa, W 72-48
1987-88	at IU, W 71-47
1988-89	at Iowa, W 77-61
1988-89	at IU, W 70-63 (ot)
1989-90	at IU, W 63-52
1989-90	at Iowa, W 85-47
1990-91	at IU, L 59-74
1990-91	at Iowa, W 86-55
1991-92	at Iowa, W 80-71
1991-92	at IU, W 59-57
1992-93	at Iowa, W 79-50
1992-93	at IU, W 68-46
1993-94	at IU, L 58-82
1993-94	at Iowa, L 59-63
1994-95	at Iowa, W 60-55
1994-95	at IU, L 49-57
1995-96	at IU, W 64-56
1995-96	at Iowa, W 77-51
1996-97	at IU, W 78-58
1996-97	at Big Ten, W 87-53
1997-98	at Iowa, W 82-71
1998-99	at Iowa, W 66-58
1998-99	at IU, W 73-69
1999-00	at Iowa, W 82-68
1999-00	at IU, L 67-70
2000-01	at Iowa, W 83-56
2000-01	at Big Ten, W 81-76
2001-02	at IU, W 73-65
2001-02	at Big Ten, L 76-78 (ot)
2002-03	at Iowa, W 78-62
2002-03	at IU, L 68-89
2003-04	at Iowa, W 72-65
2003-04	at IU, W 78-69
2004-05	at Iowa, W 62-51
2004-05	at IU, W 56-53

2005-06	at IU, L 53-65
2005-06	at Iowa, W 78-70
2006-07	at IU, W 71-67
2006-07	at Big Ten, L 53-67
2007-08	at Iowa, W 81-65
2008-09	at IU, L 54-76
2008-09	at Iowa, W 69-67
2009-10	at Indiana, W 71-67
2009-10	at Iowa, W 76-64
2010-11	at Iowa, W 71-51
2010-11	at Indiana, W 93-79
2011-12	at Indiana, W 83-64
2012-13	at Iowa, W 75-70
2013-14	at Indiana, L 84-86
2013-14	at Iowa, W 84-75
2014-15	at Iowa, W 81-64
2015-16	at Indiana, L 74-79
2015-16	at Iowa, W 76-73
2016-17	at Indiana, L 77-80 (2ot)
2017-18	at Iowa, W 75-62
2018-19	at Indiana, L 73-75
2018-19	at Neutral, W 70-61
2019-20	at Iowa, W 91-85 (2ot)
2020-21	at Iowa, L 72-85
2020-21	at Indiana, L 80-89
2021-22	at Indiana, W 96-91
2021-22	at Iowa, W 88-82
2021-22	at Big Ten, W 74-67
2022-23	at Indiana, L 78-87
2022-23	at Iowa, W 86-85
2023-24	at Iowa, W 84-57
2023-24	at Indiana, L 69-86

**Indiana State**

The Series: Iowa leads, 2-0

Largest Margin of Victory: 29 pts. (2006-07)

1983-84 at Iowa, W 88-83

2006-07 at ISU, W 82-53

**Iowa State**

The Series: Iowa leads, 31-23

Largest Margin of Victory: 44 pts. (1987-88)

Largest Margin of Defeat: 29 pts. (1975-76)

Overtime Record: 1-2

Last 10 Games: 8-2

1974-75	at Iowa, L 47-65
1975-76	at ISU, L 63-92
1976-77	at Iowa, L 58-71
1976-77	at Iowa, L 73-82
1977-78	at Iowa, L 71-74 (ot)
1977-78	at Neutral, W 77-60
1977-78	at Neutral, L 82-87
1978-79	at Iowa, W 87-70

1978-79	at Iowa, W 81-70
1978-79	at Neutral, W 68-67
1979-80	at ISU, L 69-80
1979-80	at Iowa, W 66-50
1980-81	at Iowa, W 67-66
1980-81	at ISU, W 66-62
1981-82	at ISU, L 59-82
1981-82	at Iowa, W 62-44
1981-82	at Neutral, L 52-64
1982-83	at Iowa, W 64-59
1983-84	at ISU, W 86-75 (ot)
1984-85	at Iowa, W 81-41
1985-86	at ISU, W 63-57
1986-87	at Iowa, W 70-51
1987-88	at ISU, W 93-49
1988-89	at Iowa, W 79-46
1989-90	at ISU, W 75-55
1991-92	at Iowa, W 70-58
1996-97	at Iowa, W 64-53
1997-98	at ISU, L 57-74
1998-99	at Iowa, L 65-81
1999-00	at ISU, L 69-79
2000-01	at Iowa, L 76-86
2001-02	at ISU, L 64-82
2002-03	at Iowa, W 64-39
2003-04	at ISU, L 94-101 (2ot)
2004-05	at Iowa, W 89-80
2005-06	at ISU, L 61-77
2006-07	at Iowa, L 74-80
2007-08	at ISU, L 44-58
2008-09	at Iowa, W 66-46
2009-10	at ISU, L 66-85
2010-11	at Iowa, W 62-40
2011-12	at ISU, L 54-62
2012-13	at Iowa, W 50-42
2013-14	at ISU, L 70-83
2014-15	at Iowa, W 76-67
2015-16	at ISU, L 66-69
2016-17	at Iowa, W 88-76
2017-18	at ISU, W 61-55
2018-19	at Iowa, W 73-70
2019-20	at ISU, W 75-69
2020-21	at Iowa, W 82-80
2021-22	at ISU, L 70-77
2022-23	at Iowa, W 70-57
2023-24	at ISU, W 67-58

**Iowa Wesleyan**

The Series: Tied, 3-3

Largest Margin of Victory: 28 pts. (1977-78)

Largest Margin of Defeat: 36 pts. (1974-75)

1974-75 at Iowa, L 32-68

1974-75 at Iowa Wesleyan, L 58-67





# IOWA WOMEN'S BASKETBALL

## SERIES RECORD VS. OPPONENTS

1975-76 \_\_\_\_\_ at Iowa, W 60-54  
 1976-77 \_\_\_\_\_ at Iowa, L 47-48  
 1977-78 \_\_\_\_\_ at Iowa, W 76-48  
 1977-78 \_\_\_\_\_ at Iowa Wesleyan, W 81-54

### IUPUI

The Series: Iowa leads, 2-1  
 Largest Margin of Victory: 14 pts. (2018-19)  
 Largest Margin of Defeat: 1 pt. (2021-22)  
 Overtime Record: 1-0  
 2002-03 \_\_\_\_\_ at Iowa, W 84-75 (OT)  
 2018-19 \_\_\_\_\_ at Iowa, W 72-58  
 2021-22 \_\_\_\_\_ at Iowa, L 73-74

### James Madison

The Series: Iowa leads, 4-0  
 Largest Margin of Victory: 30 pts. (1994-95)  
 1993-94 \_\_\_\_\_ at JMU, W, 72-44  
 1994-95 \_\_\_\_\_ at Iowa, W, 60-30  
 2010-11 \_\_\_\_\_ at Neutral, W 67-61  
 2016-17 \_\_\_\_\_ at Neutral, W 90-75

### Kansas

The Series: Kansas leads, 4-2  
 Largest Margin of Victory: 14 pts. (2006-07)  
 Largest Margin of Defeat: 21 pts. (2008-09)  
 Overtime Record: 1-0  
 1988-89 \_\_\_\_\_ at Kansas, L 63-67  
 1995-96 \_\_\_\_\_ at Kansas, W 68-58 (ot)  
 1997-98 \_\_\_\_\_ at Iowa, L 58-62  
 2006-07 \_\_\_\_\_ at Neutral, W 63-49  
 2008-09 \_\_\_\_\_ at Kansas, L 55-76  
 2009-10 \_\_\_\_\_ at Iowa, L, 55-66

### Kansas State

The Series: Kansas State leads, 6-2  
 Largest Margin of Victory: 7 pts. (2023-24)  
 Largest Margin of Defeat: 43 pts. (2002-03)  
 Overtime Record: 0-1  
 1978-79 \_\_\_\_\_ at KSU, L 80-93  
 2002-03 \_\_\_\_\_ at KSU, L 60-103  
 2003-04 \_\_\_\_\_ at Iowa, L 60-82  
 2010-11 \_\_\_\_\_ at Iowa, W 68-62  
 2011-12 \_\_\_\_\_ at KSU, L 78-81 (OT)  
 2022-23 \_\_\_\_\_ at KSU, L 83-84  
 2023-24 \_\_\_\_\_ at Iowa, L 58-65  
 2023-24 \_\_\_\_\_ at Neutral, W 77-70

### Kent State

The Series: Iowa leads, 3-0  
 Largest Margin of Victory: 35 pts. (2016-17)  
 1998-99 \_\_\_\_\_ at Neutral, W 62-58  
 2001-02 \_\_\_\_\_ at Iowa, W 76-65  
 2016-17 \_\_\_\_\_ at Iowa, W 83-48

### Kentucky

The Series: Iowa leads, 2-0  
 Largest Margin of Victory: 14 pts. (2020-21)  
 1991-92 \_\_\_\_\_ at UK, W 77-68  
 2020-21 \_\_\_\_\_ at NCAA, W 86-72

### La Salle

The Series: Iowa leads, 1-0  
 Largest Margin of Victory: 19 pts. (1984-85)  
 1984-85 \_\_\_\_\_ at La Salle, W 70-51

### Lewis University

The Series: Iowa leads, 1-0  
 Largest Margin of Victory: 26 pts. (2016-17)  
 2016-17 \_\_\_\_\_ at Iowa, W 61-35

### Long Beach State

The Series: Tied 1-1  
 Largest Margin of Victory: 7 pts. (1987-88)  
 Largest Margin of Defeat: 20 pts. (1987-88)  
 1987-88 \_\_\_\_\_ at LBSU, L 78-98  
 1987-88 \_\_\_\_\_ at Neutral, W 82-75

### LSU

The Series: Tied 3-2  
 Largest Margin of Victory: 9 pts. (1986-87)  
 Largest Margin of Defeat: 17 pts. (2022-23)  
 1985-86 \_\_\_\_\_ at LSU, L 56-57  
 1986-87 \_\_\_\_\_ at Iowa, W 68-59  
 1990-91 \_\_\_\_\_ at Iowa, W 73-65  
 2022-23 \_\_\_\_\_ at NCAA, L 85-102  
 2023-24 \_\_\_\_\_ at NCAA, W 94-87

### Louisiana Tech

The Series: Louisiana Tech leads, 6-3  
 Largest Margin of Victory: 15 pts. (1990-91)  
 Largest Margin of Defeat: 25 pts. (1997-98)  
 Overtime Record: 0-1  
 1986-87 \_\_\_\_\_ at Iowa, L 65-66  
 1988-89 \_\_\_\_\_ at Neutral, L 58-62  
 1989-90 \_\_\_\_\_ at LTU, L 82-85  
 1990-91 \_\_\_\_\_ at Iowa, W 72-57  
 1991-92 \_\_\_\_\_ at LTU, W 61-57  
 1993-94 \_\_\_\_\_ at Iowa, W 70-66  
 1997-98 \_\_\_\_\_ at Neutral, L 58-83  
 2005-06 \_\_\_\_\_ at LTU, L 91-95 (2ot)  
 2006-07 \_\_\_\_\_ at Iowa, L 59-77

### Louisville

The Series: Louisville leads, 2-1  
 Largest Margin of Defeat: 34 pts. (2014-15)  
 2013-14 \_\_\_\_\_ at Iowa, L 53-83  
 2014-15 \_\_\_\_\_ at Louisville, L 52-86  
 2022-23 \_\_\_\_\_ at NCAA, W 97-83

### Loyola-Chicago

The Series: Iowa leads, 1-0  
 Largest Margin of Victory: 29 pts. (2023-24)  
 2023-24 \_\_\_\_\_ at Iowa, W 98-69

### Luther

The Series: Luther leads, 3-1  
 Largest Margin of Victory: 6 pts. (1976-77)  
 Largest Margin of Defeat: 49 pts. (1975-76)  
 1975-76 \_\_\_\_\_ at Luther, L 45-94  
 1976-77 \_\_\_\_\_ at Iowa, L 57-76  
 1976-77 \_\_\_\_\_ at Iowa, W 77-71  
 1977-78 \_\_\_\_\_ at Luther, L 60-72

### Marist

The Series: Iowa leads 1-0  
 Largest Margin of Victory: 22 pts. (2013-14)  
 2013-14 \_\_\_\_\_ at Iowa, W 87-65

### Marquette

The Series: Iowa leads 5-1  
 Largest Margin of Victory: 18 pts. (2001-02)  
 Largest Margin of Defeat: 5 pts. (1999-00)  
 1999-00 \_\_\_\_\_ at Marquette, L 64-69  
 2000-01 \_\_\_\_\_ at Iowa, W 70-57  
 2001-02 \_\_\_\_\_ at Neutral, W 90-72  
 2002-03 \_\_\_\_\_ at Iowa, W 76-73  
 2003-04 \_\_\_\_\_ at Marquette, W 65-62  
 2004-05 \_\_\_\_\_ at Iowa, W 78-72

### Marshalltown CC

The Series: Iowa leads 1-0  
 Largest Margin of Victory: 53 pts. (1976-77)  
 1976-77 \_\_\_\_\_ at MCC, W 79-26

### Marycrest

The Series: Iowa leads 1-0  
 Largest Margin of Victory: 36 pts. (1974-75)  
 1974-75 \_\_\_\_\_ at Iowa, W 73-37

### Maryland

The Series: Maryland leads, 11-7  
 Largest Margin of Victory: 16 pts. (1992-93)  
 Largest Margin of Defeat: 34 pts. (2019-20)  
 Last 10 Games: 5-5  
 1992-93 \_\_\_\_\_ at Maryland, W 53-50  
 2014-15 \_\_\_\_\_ at Maryland, L 88-93  
 2015-16 \_\_\_\_\_ at Iowa, L, 56-76  
 2015-16 \_\_\_\_\_ at Big Ten, L, 55-75  
 2016-17 \_\_\_\_\_ at Iowa, L 82-98  
 2016-17 \_\_\_\_\_ at Maryland, L 81-100  
 2017-18 \_\_\_\_\_ at Maryland, L 64-80  
 2018-19 \_\_\_\_\_ at Iowa, W 86-73  
 2018-19 \_\_\_\_\_ at Nuetral, W 90-76



## SERIES RECORD VS. OPPONENTS

2019-20	at Iowa, W 66-61
2019-20	at Maryland, L 59-93
2020-21	at Maryland, L 93-111
2020-21	at Big Ten, L 84-104
2021-22	at Maryland, L 69-81
2022-23	at Iowa, W 96-82
2022-23	at Maryland, L 68-96
2022-23	at Big Ten, W 89-84
2023-24	at Maryland, W 93-85

### Massachusetts

The Series: Iowa leads 2-0

Largest Margin of Victory: 41 pts. (2016-17)

1997-98 at UMass, W 77-59

2016-17 at Iowa, W 71-30

### Memphis

The Series: Iowa leads 1-0

Largest Margin of Victory: 21 pts. (1985-86)

1985-86 at Iowa, W 77-56

### Mercer

The Series: Iowa leads 1-0

Largest Margin of Victory: 5 pts. (2018-19)

2018-19 at Iowa, W 66-61

### Miami of Ohio

The Series: Iowa leads 1-0

Largest Margin of Victory: 29 pts. (1988-89)

1988-89 at Iowa, W 73-44

### Miami (FL)

The Series: Iowa leads 4-0

Largest Margin of Victory: 29 pts. (1985-86)

1985-86 at Iowa, W 75-46

1985-86 at Iowa, W 83-63

2012-13 at Iowa (NCAA), W 69-53

2014-15 at Iowa (NCAA), W 88-70

### Michigan

The Series: Iowa leads, 55-20

Largest Margin of Victory: 40 pts. (1988-89)

Largest Margin of Defeat: 23 pts. (1996-97)

Overtime Record: 0-1

Last 10 Games: 7-3

1978-79 at Neutral, W 79-70

1982-83 at Michigan, L 62-83

1982-83 at Iowa, W 72-50

1983-84 at Iowa, W 70-51

1983-84 at Michigan, W 71-54

1984-85 at Iowa, W 70-45

1984-85 at Michigan, W 79-49

1985-86 at Michigan, L 56-58

1985-86 at Iowa, W 63-42

1986-87	at Iowa, W 75-54
1986-87	at Michigan, W 78-54
1987-88	at Michigan, W 89-54
1987-88	at Iowa, W 76-55
1988-89	at Iowa, W 82-42
1988-89	at Michigan, W 79-61
1989-90	at Michigan, W 65-54
1989-90	at Iowa, W 78-47
1990-91	at Iowa, W 79-60
1990-91	at Michigan, W 76-64
1991-92	at Michigan, W 73-61
1991-92	at Iowa, W 81-45
1992-93	at Michigan, W 84-54
1992-93	at Iowa, W 71-34
1993-94	at Iowa, W 78-56
1993-94	at Michigan, W 65-55
1994-95	at Iowa, W 53-36
1994-95	at Michigan, W 71-43
1995-96	at Michigan, W 69-53
1995-96	at Iowa, W 74-52
1996-97	at Iowa, L 63-75
1997-98	at Michigan, L 65-69 (ot)
1998-99	at Iowa, L 67-83
1998-99	at Michigan, W 78-75
1999-00	at Michigan, L 78-82
1999-00	at Iowa, L 61-78
2000-01	at Iowa, W 79-58
2000-01	at Michigan, L 78-80
2001-02	at Michigan, L 74-82
2001-02	at Iowa, L 80-91
2002-03	at Michigan, W 65-57
2003-04	at Iowa, W 66-46
2004-05	at Iowa, W 71-63
2004-05	at Michigan, W 71-63
2004-05	at Big Ten, W 70-42
2005-06	at Michigan, W 77-63
2005-06	at Iowa, W 67-55
2006-07	at Iowa, W 66-49
2007-08	at Michigan, L 46-63
2007-08	at Iowa, W 66-61
2007-08	at Big Ten, W 58-37
2008-09	at Iowa, W 77-69
2008-09	at Michigan, W 68-64
2009-10	at Iowa, L 51-54
2009-10	at Michigan, L 46-63
2010-11	at Iowa, L 53-60
2011-12	at Michigan, W 58-57
2011-12	at Iowa, W 79-71
2012-13	at Iowa, L 64-68
2012-13	at Michigan, W 63-57
2013-14	at Michigan, W 74-70
2014-15	at Iowa, W 76-70
2015-16	at Michigan, L 75-82

2015-16	at Iowa, W, 85-69
2015-16	at Big Ten, W, 97-85
2016-17	at Michigan, L 70-72
2017-18	at Iowa, W 82-72
2018-19	at Iowa, W 75-61
2018-19	at Michigan, L 81-90
2019-20	at Michigan, L 63-78
2020-21	at Iowa, W 89-67
2021-22	at Michigan, L 90-98
2021-22	at Iowa, W 104-80
2022-23	at Michigan, W 94-85
2023-24	at Iowa, W 106-89
2023-24	at Big Ten, W 95-68

### Michigan State

The Series: Iowa leads, 43-30

Largest Margin of Victory: 30 pts. (1992-93)

Largest Margin of Defeat: 29 pts. (1975-76)

Overtime Records: 3-1

Last 10 Games: 8-2

1975-76	At Neutral, L 54-83
1979-80	At Neutral, W 63-58
1982-83	at MSU, L 56-64
1982-83	at Iowa, L 62-70
1983-84	at Iowa, W 70-62
1983-84	at MSU, W 72-62
1984-85	at Iowa, W 53-36
1984-85	at MSU, W 77-55
1985-86	at MSU, W 60-57
1985-86	at Iowa, W 61-48
1986-87	at Iowa, W 83-61
1986-87	at MSU, W 71-49
1987-88	at MSU, W 77-52
1987-88	at Iowa, W 52-46
1988-89	at Iowa, W 89-49
1988-89	at MSU, W 74-63
1989-90	at MSU, L 61-62
1989-90	at Iowa, W 86-58
1990-91	at Iowa, L 54-64
1990-91	at MSU, L 48-49
1991-92	at MSU, W 71-64
1991-92	at Iowa, W 70-47
1992-93	at MSU, W 75-55
1992-93	at Iowa, W 76-46
1993-94	at Iowa, W 54-46
1993-94	at MSU, W 63-56
1994-95	at MSU, L 70-71 (2ot)
1994-95	at Iowa, L 55-62
1995-96	at Iowa, W 75-56
1995-96	at MSU, W 71-65
1996-97	at Iowa, W 82-62
1997-98	at MSU, L 62-66
1998-99	at MSU, L 64-70



# IOWA WOMEN'S BASKETBALL

## SERIES RECORD VS. OPPONENTS

1998-99	at Iowa, L 69-81
1999-00	at Iowa, L 77-82
1999-00	at MSU, L 64-74
2000-01	at Iowa, W 50-47
2000-01	at MSU, W 71-56
2001-02	at Iowa, W 75-55
2001-02	at MSU, W 69-59
2002-03	at Iowa, L 58-68
2003-04	at MSU, W 78-67
2003-04	at Big Ten, L 54-81
2004-05	at MSU, L 56-68
2004-05	at Iowa, L 60-67
2005-06	at Iowa, W 75-64
2005-06	at MSU, L 71-73
2005-06	at Big Ten, L 58-79
2006-07	at Iowa, L 63-83
2006-07	at MSU, L 57-67
2007-08	at MSU, L 65-73
2007-08	at Iowa, W 82-64
2008-09	at MSU, L 56-68
2009-10	at Iowa, W 77-66
2009-10	at Big Ten, W 59-54
2010-11	at MSU, L 60-63
2010-11	at Iowa, W 66-64
2011-12	at Iowa, W 74-57
2012-13	at MSU, L 54-65
2013-14	at Iowa, L 72-88
2014-15	at MSU, W 52-50
2015-16	at MSU, L 73-80
2015-16	at Iowa, L 69-74
2016-17	at Iowa, W 87-83 (ot)
2017-18	at MSU, W 71-68 (ot)
2018-19	at MSU, L 70-84
2018-19	at Iowa, W 86-71
2019-20	at Iowa, W 74-57
2020-21	at MSU, L 82-86
2020-21	at Big Ten, W 87-72
2021-22	at Iowa, W 88-61
2022-23	at MSU, W 84-81 (OT)
2023-24	at Iowa, W 76-73

### Middle Tennessee State

The Series: Iowa leads 1-0

Largest Margin of Victory: 6 pts. (2012-13)

Overtime Record: 1-0

2012-13 \_\_\_\_\_ at Iowa, W 69-63 (ot)

### Minnesota

The Series: Iowa leads, 60-27

Largest Margin of Victory: 56 pts. (2021-22)

Largest Margin of Defeat: 47 pts. (1981-82)

Overtime Record: 1-2

Last 10 Games: 10-0

1974-75	at Iowa, W 55-33
1977-78	at Iowa, L 79-84
1978-79	at Iowa, W 91-82
1978-79	at Minnesota, L 79-90
1978-79	At Neutral, L 64-86
1979-80	at Iowa, W 70-68
1979-80	at Minnesota, L 67-72
1980-81	at Iowa, L 71-94
1980-81	at Minnesota, L 52-71
1981-82	at Iowa, L 52-77
1981-82	at Minnesota, L 43-90
1982-83	at Iowa, L 62-73
1982-83	at Minnesota, L 53-78
1983-84	at Minnesota, L 55-57
1983-84	at Iowa, W 79-58
1984-85	at Iowa, W 60-38
1984-85	at Minnesota, W 66-58
1985-86	at Minnesota, W 66-63
1985-86	at Iowa, W 61-51
1986-87	at Iowa, W 81-40
1986-87	at Minnesota, W 78-60
1987-88	at Minnesota, W 84-41
1987-88	at Iowa, W 100-51
1988-89	at Iowa, W 97-54
1988-89	at Minnesota, W 87-73
1989-90	at Minnesota, W 79-43
1989-90	at Iowa, W 87-58
1990-91	at Iowa, W 70-51
1990-91	at Minnesota, W 70-46
1991-92	at Iowa, W 85-68
1991-92	at Minnesota, W 65-47
1992-93	at Minnesota, W 75-47
1992-93	at Iowa, W 83-59
1993-94	at Iowa, W 69-59
1993-94	at Minnesota, L 58-64
1994-95	at Minnesota, L 56-70
1994-95	at Big Ten, W 57-44
1995-96	at Iowa, W 94-51
1996-97	at Minnesota, W 61-48
1996-97	at Iowa, W 78-42
1997-98	at Iowa, W 91-55
1997-98	at Minnesota, W 71-59
1998-99	at Minnesota, W 66-58
1998-99	at Iowa, W 79-62
1999-00	at Iowa, W 80-51
1999-00	at Minnesota, W 77-53
2000-01	at Minnesota, W 82-71
2001-02	at Iowa, L 83-94
2002-03	at Minnesota, L 65-94
2002-03	at Iowa, L 60-77
2002-03	at Big Ten, W 80-77
2003-04	at Minnesota, L 61-75
2003-04	at Iowa, W 81-61

2004-05	at Minnesota, L 50-81
2005-06	at Iowa, L 68-80
2006-07	at Minnesota, W 58-56
2006-07	at Iowa, L 78-80 (ot)
2007-08	at Minnesota, W 68-66 (ot)
2007-08	at Iowa, W 72-69
2008-09	at Iowa, W 74-57
2008-09	at Minnesota, L 58-64
2008-09	at Big Ten, W 79-64
2009-10	at Minnesota, L 69-72 (ot)
2009-10	at Iowa, W 75-54
2010-11	at Minnesota, W 89-76
2010-11	at Iowa, W 64-62
2011-12	at Iowa, W 75-58
2012-13	at Minnesota, L 60-72
2013-14	at Iowa, W 78-71
2013-14	at Minnesota, W 64-56
2014-15	at Minnesota, L 80-93
2014-15	at Iowa, W 92-76
2015-16	at Minnesota, L 76-78
2016-17	at Iowa, W 80-65
2017-18	at Minnesota, L 72-77
2017-18	at Iowa, W 92-84
2017-18	at Big Ten, L 89-90
2018-19	at Minnesota, W 81-63
2019-20	at Minnesota, W 76-75
2019-20	at Iowa, W 90-82
2020-21	at Iowa, W 92-79
2020-21	at Minnesota, W 94-68
2021-22	at Minnesota, W 105-49
2021-22	at Iowa, W 88-78
2022-23	at Iowa, W 87-64
2023-24	at Iowa, W 94-71
2023-24	at Minnesota, W 108-60

### Minnesota State-Moorhead

The Series: Iowa leads 1-0

Largest Margin of Victory: 29 pts. (2017-18)

2017-18 \_\_\_\_\_ at Iowa, W 85-56

### Mississippi Valley State

The Series: Iowa leads 1-0

Largest Margin of Victory: 6 pts. (2011-12)

2011-12 \_\_\_\_\_ at Iowa, W 86-80

### Mississippi State

The Series: Iowa leads, 1-0

Largest Margin of Victory: 6 pts. (2007-08)

2007-08 \_\_\_\_\_ at Neutral, W 60-54

### Missouri

The Series: Iowa leads, 6-1

Largest Margin of Victory: 27 pts. (1991-92)





## SERIES RECORD VS. OPPONENTS

Largest Margin of Defeat: 10 pts. (2003-04)  
 1987-88 \_\_\_\_\_ at Iowa, W 85-71  
 1998-99 \_\_\_\_\_ at Iowa, W 75-68  
 1991-92 \_\_\_\_\_ at Missouri, W 89-62  
 2002-03 \_\_\_\_\_ at Iowa, W 87-65  
 2003-04 \_\_\_\_\_ at Missouri, L 65-75  
 2004-05 \_\_\_\_\_ at Iowa, W 75-54  
 2018-19 \_\_\_\_\_ at Iowa, W 68-52

### Missouri Southern

The Series: Iowa leads, 1-0  
 Largest Margin of Victory: 5 pts. (1978-79)  
 1978-79 \_\_\_\_\_ at Neutral, W 89-84

### Missouri State

The Series: Iowa leads, 5-4  
 Largest Margin of Victory: 54 pts. (2012-13)  
 Largest Margin of Defeat: 14 pts. (2000-01)  
 Overtime Record: 0-1  
 1991-92 \_\_\_\_\_ at Iowa, L 60-61 (ot)  
 1993-94 \_\_\_\_\_ at Iowa, W 67-55  
 1994-95 \_\_\_\_\_ at MSU, L 48-60  
 2000-01 \_\_\_\_\_ at MSU, L 87-101  
 2001-02 \_\_\_\_\_ at Iowa, W 84-64  
 2004-05 \_\_\_\_\_ at MSU, L 80-89  
 2006-07 \_\_\_\_\_ at Neutral, W 79-70  
 2012-13 \_\_\_\_\_ at Iowa, W 97-43  
 2016-17 \_\_\_\_\_ at Iowa (WNIT), W 95-74

### Montana

The Series: Tied, 1-1  
 Largest Margin of Victory: 9 pts. (1990-91)  
 Largest Margin of Defeat: 11 pts. (1980-81)  
 1980-81 \_\_\_\_\_ at Montana, L 54-63  
 1990-91 \_\_\_\_\_ at Montana, W 64-53

### Morgan State

The Series: Iowa leads, 1-0  
 Largest Margin of Victory: 44 pts. (2017-18)  
 2017-18 \_\_\_\_\_ at Neutral, W 90-46

### Mount St. Mary's

The Series: Iowa leads, 2-0  
 Largest Margin of Victory: 26 pts. (2000-01)  
 1993-94 \_\_\_\_\_ at Iowa, W 70-47  
 2000-01 \_\_\_\_\_ at Mount St. Mary's, W 89-63

### Mt. Mercy

The Series: Mt. Mercy leads, 8-1  
 Largest Margin of Victory: 4 pts. (1976-77)  
 Largest Margin of Defeat: 29 pts. (1975-76)  
 1974-75 \_\_\_\_\_ at Iowa, L 59-70  
 1974-75 \_\_\_\_\_ at Mt. Mercy, L 66-76

1975-76 \_\_\_\_\_ at Iowa, L 41-70  
 1975-76 \_\_\_\_\_ at Iowa, L 35-61  
 1975-76 \_\_\_\_\_ at Iowa, L 49-59  
 1975-76 \_\_\_\_\_ at Mt. Mercy, L 75-90  
 1976-77 \_\_\_\_\_ at Iowa, W 65-61  
 1977-78 \_\_\_\_\_ at Mt. Mercy, L 75-86  
 1978-79 \_\_\_\_\_ at Iowa, L 66-71

### National College

The Series: Iowa leads, 2-0  
 Largest Margin of Victory: 19 pts. (1982-83)  
 1981-82 \_\_\_\_\_ at National College, W 66-59  
 1982-83 \_\_\_\_\_ at Iowa, W 71-52

### Nebraska

The Series: Iowa leads, 24-16  
 Largest Margin of Victory: 34 pts. (1990-91)  
 Largest Margin of Defeat: 20 pts. (2012-13)  
 Overtime Record: 2-0  
 Last 10 Games: 9-1  
 1977-78 \_\_\_\_\_ at Neutral, L 63-71  
 1979-80 \_\_\_\_\_ at Nebraska, L 66-67  
 1984-85 \_\_\_\_\_ at Iowa, W 62-41  
 1986-87 \_\_\_\_\_ at Nebraska, L 74-85  
 1987-88 \_\_\_\_\_ at Iowa, W 68-58  
 1988-89 \_\_\_\_\_ at Neutral, W 84-67  
 1989-90 \_\_\_\_\_ at Nebraska, W 74-55  
 1990-91 \_\_\_\_\_ at Iowa, W 80-46  
 1991-92 \_\_\_\_\_ at Nebraska, W 64-59  
 1996-97 \_\_\_\_\_ at Neutral, L 67-73  
 2004-05 \_\_\_\_\_ at Nebraska, W 71-67  
 2011-12 \_\_\_\_\_ at Iowa, L 72-77  
 2011-12 \_\_\_\_\_ at Nebraska, L 53-60  
 2011-12 \_\_\_\_\_ at Big Ten, L 68-80  
 2012-13 \_\_\_\_\_ at Iowa, L 75-76  
 2012-13 \_\_\_\_\_ at Nebraska, L 46-66  
 2012-13 \_\_\_\_\_ at Big Ten, L 61-76  
 2013-14 \_\_\_\_\_ at Iowa, L 67-80  
 2013-14 \_\_\_\_\_ at Big Ten, L 65-72  
 2014-15 \_\_\_\_\_ at Iowa, W 78-72 (ot)  
 2014-15 \_\_\_\_\_ at Nebraska, W 69-61  
 2014-15 \_\_\_\_\_ at Big Ten, W 74-65  
 2015-16 \_\_\_\_\_ at Nebraska, W 74-68  
 2016-17 \_\_\_\_\_ at Iowa, W 75-72  
 2017-18 \_\_\_\_\_ at Nebraska, L 65-74  
 2017-18 \_\_\_\_\_ at Iowa, L 74-92  
 2018-19 \_\_\_\_\_ at Iowa, W 30-61  
 2018-19 \_\_\_\_\_ at Nebraska, W 74-58  
 2019-20 \_\_\_\_\_ at Nebraska, L 69-78  
 2019-20 \_\_\_\_\_ at Iowa, W 76-60  
 2020-21 \_\_\_\_\_ at Nebraska, W 88-81  
 2020-21 \_\_\_\_\_ at Iowa, W 83-75  
 2021-22 \_\_\_\_\_ at Nebraska, W 95-86

2021-22 \_\_\_\_\_ at Iowa, W 93-83  
 2021-22 \_\_\_\_\_ at Big Ten, W 83-66  
 2022-23 \_\_\_\_\_ at Iowa, W 80-76  
 2022-23 \_\_\_\_\_ at Nebraska, W 80-60  
 2023-24 \_\_\_\_\_ at Iowa, W 92-73  
 2023-24 \_\_\_\_\_ at Nebraska, L 79-82  
 2023-24 \_\_\_\_\_ at Big Ten, W 94-89 (OT)

### Nebraska-Omaha

The Series: Tied, 1-1  
 Largest Margin of Victory: 2 pts. (1978-79)  
 Largest Margin of Defeat: 10 pts. (1981-82)  
 1978-79 \_\_\_\_\_ at Iowa, W 63-61  
 1981-82 \_\_\_\_\_ at UNO, L 54-64

### Nevada

The Series: Iowa leads, 1-0  
 Largest Margin of Victory: 14 pts. (2000-01)  
 2000-01 \_\_\_\_\_ at Iowa, W 73-59

### New Hampshire

The Series: Iowa leads, 1-0  
 Largest Margin of Victory: 43 pts. (2021-22)  
 2021-22 \_\_\_\_\_ at Iowa, W 93-50

### New Mexico State

The Series: Iowa leads, 1-0  
 Largest Margin of Victory: 14 pts. (1980-81)  
 1980-81 \_\_\_\_\_ at New Mexico State, W 83-69

### New Orleans

The Series: Iowa leads, 1-0  
 Largest Margin of Victory: 22 pts. (1986-87)  
 1986-87 \_\_\_\_\_ at Iowa, W 68-46

### North Alabama

The Series: Iowa leads, 1-0  
 Largest Margin of Victory: 5 pts. (2019-20)  
 2019-20 \_\_\_\_\_ at Iowa, W 86-81

### North Carolina

The Series: Tied, 2-2  
 Largest Margin of Victory: 25 pts. (1989-90)  
 Largest Margin of Defeat: 13 pts. (2012-13)  
 1989-90 \_\_\_\_\_ at Neutral, W 106-81  
 1995-96 \_\_\_\_\_ at Neutral, W 73-64  
 2010-11 \_\_\_\_\_ at North Carolina, L 67-79  
 2012-13 \_\_\_\_\_ at Iowa, L 64-77

### North Carolina Central

The Series: Iowa leads, 2-0  
 Largest Margin of Victory: 67 pts. (2018-19)  
 2018-19 \_\_\_\_\_ at Iowa, W 106-39  
 2019-20 \_\_\_\_\_ at Iowa, W 102-50



# IOWA WOMEN'S BASKETBALL

## SERIES RECORD VS. OPPONENTS

### North Carolina State

The Series: Tied, 2-2

Largest Margin of Victory: 18 pts. (2018-19)

Largest Margin of Defeat: 13 pts. (2022-23)

1996-97 \_\_\_\_\_ at Neutral, W 56-50

2002-3 \_\_\_\_\_ at Neutral, L 66-69 (ot)

2018-19 \_\_\_\_\_ at Neutral (Sweet 16), W 79-61

2022-23 \_\_\_\_\_ at Iowa, L 81-94

### North Dakota

The Series: Iowa leads, 3-0

Largest Margin of Victory: 26 pts. (2013-14)

2013-14 \_\_\_\_\_ at Iowa, W, 88-62

2015-16 \_\_\_\_\_ at Iowa, W, 83-61

2016-17 \_\_\_\_\_ at North Dakota, W 75-60

### Northern Illinois

The Series: Iowa leads, 7-5

Largest Margin of Victory: 44 pts. (2007-08)

Largest Margin of Defeat: 12 pts. (1981-82)

Last 10 Games: 6-4

1974-75 \_\_\_\_\_ at NIU, W 58-37

1975-76 \_\_\_\_\_ at Iowa, L 53-54

1977-78 \_\_\_\_\_ at NIU, W 96-44

1981-82 \_\_\_\_\_ at Iowa, L 57-69

1982-83 \_\_\_\_\_ at NIU, L 71-74

1983-84 \_\_\_\_\_ at Iowa, L 65-69

1987-88 \_\_\_\_\_ at NIU, W 81-73

1992-93 \_\_\_\_\_ at Iowa, W 92-59

1993-94 \_\_\_\_\_ at NIU, L 56-59

2007-08 \_\_\_\_\_ at Iowa, W 87-43

2012-13 \_\_\_\_\_ at Iowa, W 63-40

2017-18 \_\_\_\_\_ at Iowa, W 105-80

### Northern Iowa

The Series: Iowa leads, 26-3

Largest Margin of Victory: 49 pts. (2016-17)

Largest Margin of Defeat: 44 pts. (1974-75)

Overtime Record: 1-0

Last 10 Games: 9-1

1974-75 \_\_\_\_\_ at UNI, L 39-83

1977-78 \_\_\_\_\_ at Iowa, W 74-54

1978-79 \_\_\_\_\_ at Iowa, W 106-61

1978-79 \_\_\_\_\_ at UNI, W 90-55

1981-82 \_\_\_\_\_ at UNI, W 74-68 (ot)

1982-83 \_\_\_\_\_ at Iowa, W 66-65

1983-84 \_\_\_\_\_ at UNI, W 71-64

2002-03 \_\_\_\_\_ at Iowa, W 98-68

2003-04 \_\_\_\_\_ at UNI, W 76-67

2004-05 \_\_\_\_\_ at Iowa, W 77-50

2005-06 \_\_\_\_\_ at UNI, W 65-54

2006-07 \_\_\_\_\_ at Iowa, L 62-83

2007-08 \_\_\_\_\_ at UNI, W 77-67

2008-09 \_\_\_\_\_ at Iowa, W 72-46

2009-10 \_\_\_\_\_ at UNI, W 81-70

2010-11 \_\_\_\_\_ at Iowa, W 75-64

2011-12 \_\_\_\_\_ at UNI, W 78-74

2012-13 \_\_\_\_\_ at Iowa, W 68-46

2013-14 \_\_\_\_\_ at UNI, W 67-60

2014-15 \_\_\_\_\_ at Iowa, W 73-45

2015-16 \_\_\_\_\_ at Iowa, W, 80-65

2016-17 \_\_\_\_\_ at Iowa, W 88-39

2017-18 \_\_\_\_\_ at UNI, W 71-47

2018-19 \_\_\_\_\_ at Iowa, W 83-57

2019-20 \_\_\_\_\_ at UNI, L 66-88

2020-21 \_\_\_\_\_ at Iowa, W 96-81

2021-22 \_\_\_\_\_ at UNI, W 82-61

2022-23 \_\_\_\_\_ at Iowa, W 88-74

2023-24 \_\_\_\_\_ at UNI, W 94-53

### North Iowa Area CC

The Series: Iowa leads, 1-0

Largest Margin of Victory: 5 pts. (1976-77)

1976-77 \_\_\_\_\_ at NIACC, W 70-65

### Northeast Missouri

The Series: Iowa leads, 1-0

Largest Margin of Victory: 12 pts. (1978-79)

1978-79 \_\_\_\_\_ at Northeast Missouri, W 62-50

### Northwest Missouri

The Series: Tied, 2-2

Largest Margin of Victory: 13 pts. (1980-81)

Largest Margin of Defeat: 21 pts. (1979-80)

Overtime Record: 0-1

1978-79 \_\_\_\_\_ at Iowa, W 71-63

1979-80 \_\_\_\_\_ at Iowa, L 71-73 (ot)

1979-80 \_\_\_\_\_ at NW Missouri, L 50-71

1980-81 \_\_\_\_\_ at Iowa, W 83-70

### Northeastern

The Series: Iowa leads, 1-0

Largest Margin of Victory: 28 pts. (2010-11)

2010-11 \_\_\_\_\_ at Iowa, W, 87-59

### Northwestern

The Series: Iowa leads, 61-18

Largest Margin of Victory: 40 pts. (2000-01)

Largest Margin of Defeat: 27 pts. (1982-83)

Overtime Record: 2-0

Last 10 Games: 7-3

1979-80 \_\_\_\_\_ at Neutral, L 66-69

1980-81 \_\_\_\_\_ at Northwestern, L 63-85

1980-81 \_\_\_\_\_ at Iowa, L 80-92

1982-83 \_\_\_\_\_ at Iowa, L 56-71

1982-83 \_\_\_\_\_ at Northwestern, L 54-81

1983-84 \_\_\_\_\_ at Northwestern, L 51-59

1983-84 \_\_\_\_\_ at Iowa, W 72-61

1984-85 \_\_\_\_\_ at Northwestern, W 70-51

1984-85 \_\_\_\_\_ at Iowa, W 71-61

1985-86 \_\_\_\_\_ at Iowa, W 72-58

1985-86 \_\_\_\_\_ at Northwestern, W 69-66 (ot)

1986-87 \_\_\_\_\_ at Northwestern, W 72-61

1986-87 \_\_\_\_\_ at Iowa, W 70-53

1987-88 \_\_\_\_\_ at Iowa, W 81-43

1987-88 \_\_\_\_\_ at Northwestern, W 76-66

1988-89 \_\_\_\_\_ at Northwestern, W 63-53

1988-89 \_\_\_\_\_ at Iowa, W 77-46

1989-90 \_\_\_\_\_ at Iowa, L 63-64

1989-90 \_\_\_\_\_ at Northwestern, W 64-43

1990-91 \_\_\_\_\_ at Northwestern, W 64-60

1990-91 \_\_\_\_\_ at Iowa, W 67-58

1991-92 \_\_\_\_\_ at Northwestern, W 90-72

1991-92 \_\_\_\_\_ at Iowa, W 73-65

1992-93 \_\_\_\_\_ at Northwestern, W 60-55

1992-93 \_\_\_\_\_ at Iowa, W 68-62

1993-94 \_\_\_\_\_ at Iowa, W 67-59

1993-94 \_\_\_\_\_ at Northwestern, L 47-55

1994-95 \_\_\_\_\_ at Iowa, L 57-58

1995-96 \_\_\_\_\_ at Northwestern, W 64-51

1996-97 \_\_\_\_\_ at Northwestern, W 73-61

1996-97 \_\_\_\_\_ at Iowa, W 80-56

1996-97 \_\_\_\_\_ at Big Ten, W 78-68

1997-98 \_\_\_\_\_ at Iowa, W 65-58

1997-98 \_\_\_\_\_ at Northwestern, W 74-71

1998-99 \_\_\_\_\_ at Iowa, W 86-69

1998-99 \_\_\_\_\_ at Neutral, L 71-75

1999-00 \_\_\_\_\_ at Northwestern, L 52-53

1999-00 \_\_\_\_\_ at Big Ten, L 59-68

2000-01 \_\_\_\_\_ at Iowa, W 95-61

2000-01 \_\_\_\_\_ at Northwestern W 92-52

2001-02 \_\_\_\_\_ at Northwestern, W 74-47

2001-02 \_\_\_\_\_ at Iowa, W 82-68

2002-03 \_\_\_\_\_ at Iowa, W 72-60

2002-03 \_\_\_\_\_ at Big Ten, W 70-58

2003-04 \_\_\_\_\_ at Northwestern, W 76-61

2004-05 \_\_\_\_\_ at Iowa, W 81-76

2004-05 \_\_\_\_\_ at Northwestern, W 60-40

2005-06 \_\_\_\_\_ at Northwestern, W 80-48

2005-06 \_\_\_\_\_ at Iowa, W 76-61

2006-07 \_\_\_\_\_ at Northwestern, W 63-61

2007-08 \_\_\_\_\_ at Northwestern, W 70-55

2007-08 \_\_\_\_\_ at Iowa, W 68-42

2008-09 \_\_\_\_\_ at Iowa, W 74-46

2008-09 \_\_\_\_\_ at Northwestern, W 86-79

2009-10 \_\_\_\_\_ at Iowa, W 78-69

2009-10 \_\_\_\_\_ at Northwestern, L 66-72

2010-11 \_\_\_\_\_ at Northwestern, W 86-75

2011-12 \_\_\_\_\_ at Iowa, W 86-55



## SERIES RECORD VS. OPPONENTS

2011-12	at Northwestern, W 70-63
2012-13	at Iowa, L 65-67
2012-13	at Northwestern, W 62-45
2012-13	at Big Ten, W 60-55
2013-14	at Iowa, W 90-84
2014-15	at Iowa, W 83-70
2014-15	at Northwestern, W 102-99
2015-16	at Northwestern, W 79-64
2016-17	at Iowa, W 78-59
2016-17	at Big Ten, L 73-78
2017-18	at Northwestern, W 70-61
2017-18	at Big Ten, W 55-45
2018-19	at Iowa, W 74-50
2019-20	at Northwestern, W 77-51
2020-21	at Northwestern, L 67-77
2020-21	at Iowa, L 80-87
2021-22	at Iowa, L 69-77
2021-22	at Northwestern, W 72-67 (ot)
2021-22	at Big Ten, W 72-594
2022-23	at Iowa, W 93-64
2023-24	at Northwestern, W 110-74

### Notre Dame

The Series: Notre Dame leads, 4-0

Largest Margin of Defeat: 34 pts. (2018-19)

1996-97	at Iowa, L 50-61
2012-13	at Iowa (NCAA), L 57-74
2016-17	at Iowa, L 58-73
2018-19	at ND, L 71-105

### NW Louisiana State

The Series: NW Louisiana State leads, 1-0

Largest Margin of Defeat: 1 pt. (1994-95)

1994-95	at Neutral, L 53-54
---------	---------------------

### Ohio University

The Series: Iowa leads, 1-0

Largest Margin of Victory: 45 pts. (1991-92)

1991-92	at Iowa, W 97-52
---------	------------------

### Ohio State

The Series: Ohio State leads, 40-37

Largest Margin of Victory: 43 pts. (1989-90)

Largest Margin of Defeat: 36 pts. (2006-07)

Overtime Record: 1-2

Last 10 Games: 5-5

1979-80	At Neutral, W 61-60
1982-83	at OSU, L 57-77
1982-83	at Iowa, L 57-72
1983-84	at Iowa, L 56-64
1983-84	at OSU, L 60-82
1984-85	at Iowa, L 47-56
1984-85	at OSU, L 41-64
1985-86	at OSU, L 54-70

1985-86	at Iowa, W 75-64
1986-87	at OSU, L 54-67
1986-87	at Iowa, W 66-54
1987-88	at Iowa, W 75-64
1987-88	at OSU, L 56-58
1988-89	at Iowa, W 84-70
1988-89	at OSU, L 57-66
1989-90	at OSU, W 71-48
1989-90	at Iowa, W 94-51
1990-91	at OSU, W 88-68
1990-91	at Iowa, W 70-47
1991-92	at Iowa, W 73-56
1991-92	at OSU, W 68-59
1992-93	at Iowa, W 79-62
1992-93	at OSU, L 60-72
1992-93	at Final Four, L 72-73 (ot)
1993-94	at OSU, W 64-61
1993-94	at Iowa, W 59-57
1994-95	at Iowa, W 57-51
1995-96	at OSU, W 82-75
1996-97	at OSU, W 69-59
1996-97	at Iowa, W 80-59
1997-98	at Iowa, W 66-57
1997-98	at OSU, W 74-71
1997-98	at Big Ten, W 72-54
1998-99	at OSU, L 66-70
1999-00	at Iowa, W 68-60
2000-01	at OSU, L 52-79
2000-01	at Iowa, W 74-59
2001-02	at OSU, L 63-82
2001-02	at Iowa, W 70-65
2002-03	at OSU, L 59-74
2003-04	at Iowa, L 82-93
2004-05	at OSU, L 57-80
2004-05	at Iowa, L 60-67
2005-06	at Iowa, L 62-72
2005-06	at OSU, L 77-88
2006-07	at Iowa, L 67-73
2006-07	at OSU, L 49-85
2007-08	at Iowa, L 65-73
2007-08	at OSU, L 56-69
2008-09	at Iowa, W 85-75
2008-09	at Big Ten, L 56-72
2009-10	at OSU, L 82-86
2009-10	at Big Ten, L 64-66
2010-11	at Iowa, W 89-76
2010-11	at OSU, L 67-81
2010-11	at Big Ten, L 61-71
2011-12	at OSU, L 71-84
2012-13	at Iowa, W 77-71 (ot)
2013-14	at OSU, W 81-74
2013-14	at Iowa, W 65-61
2013-14	at Big Ten, W 77-73
2014-15	at Iowa, W 73-65

2014-15	at Ohio State, L 82-100
2014-15	at Big Ten, L 85-91 (ot)
2015-16	at Iowa, L 81-98
2016-17	at Ohio State, L 81-88
2017-18	at Iowa, W 103-89
2018-19	at Ohio State, W 78-52
2019-20	at Iowa, W 77-68
2019-20	at Big Ten, L 66-87
2020-21	at Iowa, L 82-84
2020-21	at Ohio State, L 87-92
2021-22	at Iowa, L 88-92
2022-23	at Ohio State, W 83-72
2022-23	at Big Ten, W 105-72
2023-24	at Ohio State, L 92-100
2023-24	at Iowa, W 93-83

### Oklahoma

The Series: Iowa leads, 2-1

Largest Margin of Victory: 17 pts. (1988-89)

Largest Margin of Defeat: 17 pts. (2005-06)

1988-89	at Neutral, W 86-69
2004-05	at Neutral, W 54-47
2005-06	at Neutral, L 68-85

### Old Dominion

The Series: Iowa leads, 1-0

Largest Margin of Victory: 26 pts. (1992-93)

1992-93	at Old Dominion, W 82-56
---------	--------------------------

### Oral Roberts

The Series: Iowa leads, 2-0

Largest Margin of Victory: 20 pts. (2016-17)

2016-17	at Neutral, W 96-76
2018-19	at Iowa, W 90-77

### Oregon

The Series: Iowa leads, 1-0

Largest Margin of Victory: 7 pts. (2000-01)

2000-01	at Neutral, W 89-82 (ot)
---------	--------------------------

### Oregon State

The Series: Iowa leads, 2-0

Largest Margin of Victory: 45 pts. (1988-89)

1988-89	at Iowa, W 90-45
2022-23	at Neutral, W 73-59

### Pacific

The Series: Tied, 1-1

Largest Margin of Victory: 20 pts. (1996-97)

Largest Margin of Defeat: 11 pts. (1981-82)

1981-82	at Neutral, L 70-81
1996-97	at Neutral, W 80-60





# IOWA WOMEN'S BASKETBALL

## SERIES RECORD VS. OPPONENTS

### Penn State

The Series: Tied, 29-29

Largest Margin of Victory: 44 pts. (2022-23)

Largest Margin of Defeat: 40 pts. (1984-85)

Overtime Record: 1-2

Last 10 Games: 10-0

1984-85	at PSU, L 47-87
1985-86	at Iowa, W 65-63
1986-87	At Neutral, L 74-78 (ot)
1990-91	at PSU, L 62-82
1991-92	at Iowa, W 61-53
1992-93	at Iowa, W 84-59
1992-93	at PSU, L 64-70
1993-94	at PSU, L 61-63
1993-94	at Iowa, W 78-68
1994-95	at PSU, L 62-73
1994-95	at Big Ten, L 62-69
1995-96	at Iowa, W 81-69
1996-97	at Iowa, L 60-61
1996-97	at PSU, W 66-63
1997-98	at PSU, W 78-69
1997-98	at Iowa, W 73-49
1998-99	at Iowa, L 60-66
1998-99	at PSU, L 64-88
1999-00	at PSU, L 63-80
1999-00	at Iowa, L 64-78
2000-01	at Iowa, W 79-64
2001-02	at PSU, W 96-81
2002-03	at PSU, L 52-86
2002-03	at Iowa, W 80-75
2003-04	at PSU, L 64-92
2003-04	at Iowa, L 58-70
2004-05	at Iowa, L 71-77
2004-05	at Big Ten, L 66-68
2005-06	at PSU, L 61-72
2006-07	at PSU, L 71-78
2006-07	at Iowa, W 79-72
2007-08	at Iowa, W 67-58
2007-08	at PSU, W 73-65
2008-09	at Iowa, W 97-89 (3ot)
2008-09	at PSU, W 63-57
2009-10	at PSU, L 73-77 (ot)
2009-10	at Iowa, L 62-68
2009-10	at Big Ten, W 82-75
2010-11	at PSU, L 59-68
2010-11	at Iowa, L 75-82
2011-12	at Penn State, L 52-68
2012-13	at Iowa, L 69-81
2013-14	at Iowa, L 71-87
2013-14	at Penn State, W 73-70
2014-15	at Iowa, W 77-52
2015-16	at Iowa, L 69-82
2015-16	at Penn State, L 68-81

2016-17	at Penn State, L 58-71
2017-18	at Iowa, W 80-76
2018-19	at Penn State, W 81-61
2019-20	at Penn State, W 77-66
2019-20	at Iowa, W 100-57
2020-21	at Iowa, W 96-78
2021-22	at Penn State, W 107-79
2022-23	at Iowa, W 108-67
2022-23	at Penn State, W 95-61
2023-24	at Iowa, W 111-93
2023-24	at Big Ten, W 95-62

### Pepperdine

The Series: Iowa leads, 1-0

Largest Margin of Victory: 29 pts. (2014-15)

2014-15 at Iowa, W 97-68

### Pittsburgh

The Series: Iowa leads, 1-0

Largest Margin of Victory: 11 pts. (1992-93)

1992-93 at Pittsburgh, W 70-59

### Portland State

The Series: Iowa leads, 1-0

Largest Margin of Victory: 6 pts. (1980-81)

1980-81 at Neutral, W 88-82

### Princeton

The Series: Iowa leads, 2-0

Largest Margin of Victory: 15 pts. (1998-99)

1998-99 at Iowa, W 59-44

2019-20 at Iowa, W 77-75 (ot)

### Providence

The Series: Iowa leads, 1-0

Largest Margin of Victory: 18 pts. (2008-09)

2008-09 at Iowa, W 64-46

### Purdue

The Series: Purdue leads, 40-39

Largest Margin of Victory: 38 pts. (1983-84)

Largest Margin of Defeat: 33 pts. (2018-19)

Overtime Record: 1-4

Last 10 Games: 8-2

1975-76	At Neutral, L 42-53
1976-77	at Purdue, L 63-67
1977-78	at Purdue, L 63-72
1982-83	at Iowa, W 76-70
1982-83	at Purdue, L 53-63
1983-84	at Purdue, W 49-39
1983-84	at Iowa, W 78-40
1984-85	at Purdue, W 68-54
1984-85	at Iowa, W 85-61
1985-86	at Iowa, W 79-52

1985-86	at Purdue, W 80-63
1986-87	at Iowa, W 68-54
1986-87	at Purdue, W 86-68
1987-88	at Purdue, W 67-57
1987-88	at Iowa, W 66-52
1988-89	at Purdue, L 56-67
1988-89	at Iowa, W 66-64
1989-90	at Iowa, L 63-66
1989-90	at Purdue, W 70-67 (ot)
1990-91	at Iowa, L 75-84 (ot)
1990-91	at Purdue, W 56-53
1991-92	at Iowa, W 65-64
1991-92	at Purdue, L 64-72
1992-93	at Purdue, W 63-55
1993-94	at Iowa, W 62-48
1994-95	at Purdue, L 45-63
1994-95	at Iowa, L 55-62
1995-96	at Iowa, W 68-57
1995-96	at Purdue, L 42-62
1995-96	at Big Ten, L 68-76
1996-97	at Purdue, L 52-62
1996-97	at Iowa, L 48-53
1997-98	at Iowa, L 66-75 (ot)
1997-98	at Purdue, W 73-67
1997-98	at Big Ten, L 60-61
1998-99	at Iowa, L 69-71 (ot)
1999-00	at Purdue, L 59-73
2000-01	at Purdue, L 58-73
2000-01	at Iowa, W 96-87
2000-01	at Big Ten, W 75-70
2001-02	at Iowa, W 90-75
2001-02	at Purdue, L 68-82
2002-03	at Purdue, L 64-83
2002-03	at Iowa, L 68-78
2002-03	at Big Ten, L 57-84
2003-04	at Iowa, L 79-90
2003-04	at Purdue, L 55-84
2004-05	at Purdue, L 75-79
2005-06	at Iowa, W 77-71 (ot)
2006-07	at Iowa, L 58-68
2006-07	at Purdue, L 52-76
2007-08	at Iowa, W 69-53
2007-08	at Purdue, L 46-59
2007-08	at Big Ten, L 73-80
2008-09	at Iowa, L 60-69
2008-09	at Purdue, L 49-60
2009-10	at Purdue, L 59-81
2009-10	at Iowa, W 70-50
2010-11	at Purdue, L 41-60
2011-12	at Purdue, L 55-57
2011-12	at Iowa, W 59-42
2012-13	at Iowa, W 62-46
2012-13	at Purdue, W 72-52



## SERIES RECORD VS. OPPONENTS

2013-14	at Purdue, L 73-74
2013-14	at Big Ten, W 87-80
2014-15	at Purdue, W 73-59
2015-16	at Purdue, L 73-90
2015-16	at Iowa, W 63-55
2016-17	at Purdue, L 52-72
2017-18	at Iowa, L 70-76
2018-19	at Purdue, L 23-56
2018-19	at Iowa, W 72-58
2019-20	at Purdue, W 83-71
2020-21	at Purdue, W 87-81
2020-21	at Big Ten, W 83-72
2021-22	at Purdue, W 79-66
2022-23	at Iowa, W 83-68
2022-23	at Big Ten, W 69-58
2023-24	at Purdue, W 96-71

**Purdue-Fort Wayne**

The Series: Iowa leads, 1-0

Largest Margin of Victory: 39 pts. (2023-24)

2023-24 \_\_\_\_\_ at Neutral, W 98-59

**Quinnipiac**

The Series: Iowa leads, 2-0

Largest Margin of Victory: 16 pts. (2x, last 2017-18)

2006-07 \_\_\_\_\_ at Iowa, W 93-77

2017-18 \_\_\_\_\_ at Iowa, W 83-67

**Richmond**

The Series: Iowa leads, 1-0

Largest Margin of Victory: 12 pts. (1997-98)

1997-98 \_\_\_\_\_ at Richmond, W 78-66

**Rider**

The Series: Iowa leads, 1-0

Largest Margin of Victory: 47 pts. (2005-06)

2005-06 \_\_\_\_\_ at Neutral, W 88-41

**Robert Morris**

The Series: Iowa leads, 5-0

Largest Margin of Victory: 29 pts. (2018-19)

2012-13 \_\_\_\_\_ at Iowa, W 58-44

2014-15 \_\_\_\_\_ at Iowa, W 85-67

2015-16 \_\_\_\_\_ at Iowa, W 69-50

2016-17 \_\_\_\_\_ at Iowa, W 81-60

2018-19 \_\_\_\_\_ at Iowa, W 92-63

**Rutgers**

The Series: Iowa leads, 13-3

Largest Margin of Victory: 54 pts. (2022-23)

Largest Margin of Defeat: 17 pts. (2006-07)

Overtime Record: 1-1

Last 10 Games: 9-1

2005-06	at Iowa, L 51-57
2006-07	at Rutgers, L 53-70
2009-10	at NCAA, W 70-63
2014-15	at Rutgers, W 79-72
2015-16	at Iowa, W 69-65
2016-17	at Rutgers, W 71-59
2016-17	at Iowa, W 71-57
2017-18	at Rutgers, W 77-67 (ot)
2018-19	at Iowa, W 72-66
2018-19	at Big Ten, W 72-67
2019-20	at Rutgers, L 74-78 (ot)
2020-21	at Iowa, W 90-84
2020-21	at Big Ten, W 73-62
2021-22	at Rutgers, W 87-78
2022-23	at Iowa, W 111-57
2023-24	at Rutgers, W 103-69

**Saint Joseph's**

The Series: Iowa leads, 3-1

Largest Margin of Victory: 19 pts. (1989-90)

Largest Margin of Defeat: 1 pt. (1984-85)

1984-85 \_\_\_\_\_ at Neutral, L 60-61

1989-90 \_\_\_\_\_ at Neutral, W 76-57

1995-96 \_\_\_\_\_ at Neutral, W 66-49

2003-04 \_\_\_\_\_ at Neutral, W 62-58

**Saint Louis**

The Series: Iowa leads, 1-0

Largest Margin of Victory: 29 pts. (2002-03)

2002-03 \_\_\_\_\_ at Iowa, W 93-64

**Samford**

The Series: Iowa leads, 3-0

Largest Margin of Victory: 37 pts. (2021-22)

2006-07 \_\_\_\_\_ at Iowa, W 66-60

2017-18 \_\_\_\_\_ at Iowa, W 80-59

2021-22 \_\_\_\_\_ at Iowa, W 91-54

**San Diego**

The Series: Iowa leads, 1-0

Largest Margin of Victory: 10 pts. (2012-13)

2012-13 \_\_\_\_\_ at San Diego, W 83-73

**San Jose State**

The Series: Iowa leads, 1-0

Largest Margin of Victory: 22 pts. (1984-85)

1984-85 \_\_\_\_\_ at San Jose State, W 67-45

**Santa Clara**

The Series: Iowa leads, 1-0

Largest Margin of Victory: 16 pts. (2009-10)

2009-10 \_\_\_\_\_ at Iowa, W 67-51

**Simpson College**

The Series: Simpson leads, 2-1

Largest Margin of Victory: 26 pts. (1978-79)

Largest Margin of Defeat: 9 pts. (1976-77)

1976-77 \_\_\_\_\_ at Iowa, L 60-69

1977-78 \_\_\_\_\_ at Simpson, L 78-84

1978-79 \_\_\_\_\_ at Iowa, W 101-75

**South Alabama**

The Series: Iowa leads, 1-0

Largest Margin of Victory: 21 pts. (2002-03)

2002-03 \_\_\_\_\_ at Neutral, W 83-62

**South Carolina**

The Series: South Carolina leads, 2-1

Largest Margin of Victory: 4 pts. (2022-23)

Largest Margin of Defeat: 12 pts. (2023-24)

1989-90 \_\_\_\_\_ at South Carolina, L 76-82

2022-23 \_\_\_\_\_ at NCAA, W 77-73

2023-24 \_\_\_\_\_ at NCAA, L 75-87

**South Dakota**

The Series: Tied, 2-2

Largest Margin of Victory: 22 pts. (1979-80)

Largest Margin of Defeat: 10 pts. (1980-81)

1979-80 \_\_\_\_\_ at South Dakota, W 70-48

1980-81 \_\_\_\_\_ at Iowa, L 72-75

1980-81 \_\_\_\_\_ at South Dakota, L 68-78

2016-17 \_\_\_\_\_ at Iowa (WNIT), W 78-73

**South Dakota State**

The Series: Iowa leads, 3-1

Largest Margin of Victory: 13 pts. (2009-10)

Largest Margin of Defeat: 2 points (2016-17)

1977-78 \_\_\_\_\_ At Neutral, W 73-63

2009-10 \_\_\_\_\_ at Iowa, W 82-69

2010-11 \_\_\_\_\_ at South Dakota State, W 65-54

2016-17 \_\_\_\_\_ at Iowa, L 64-66

**South Florida**

The Series: South Florida leads, 1-0

Largest Margin of Defeat: 3 pts. (2008-09)

2008-09 \_\_\_\_\_ at Neutral, L 79-82

**Southeastern Louisiana**

The Series: Iowa leads, 1-0

Largest Margin of Victory: 52 pts. (2022-23)

2022-23 \_\_\_\_\_ at Iowa, W 95-43

**Southern**

The Series: Iowa leads, 3-0

Largest Margin of Victory: 53 pts. (2022-23)



# IOWA WOMEN'S BASKETBALL

## SERIES RECORD VS. OPPONENTS

2010-11 \_\_\_\_\_ at Neutral, W 76-52  
 2021-22 \_\_\_\_\_ at Iowa, W 87-67  
 2022-23 \_\_\_\_\_ at Iowa, W 87-34

### Southern California

The Series: Iowa leads, 4-1  
 Largest Margin of Victory: 13 pts. (2013-14)  
 Largest Margin of Defeat: 20 pts. (1984-85)  
 1984-85 \_\_\_\_\_ at Neutral, L 57-77  
 1987-88 \_\_\_\_\_ at Neutral, W 79-67  
 1993-94 \_\_\_\_\_ at Southern California, W 50-49  
 1994-95 \_\_\_\_\_ at Iowa, W 65-55  
 2013-14 \_\_\_\_\_ at Neutral, W 78-65

### Southern Illinois

The Series: Iowa leads, 1-0  
 Largest Margin of Victory: 16 pts. (2004-05)  
 2004-05 \_\_\_\_\_ at Iowa, W 66-50

### St. Ambrose

The Series: Iowa leads, 3-0  
 Largest Margin of Victory: 41pts. (1976-77)  
 1975-76 \_\_\_\_\_ at Iowa, W 52-27  
 1976-77 \_\_\_\_\_ at St. Ambrose, W 88-47  
 1978-79 \_\_\_\_\_ at Iowa, W 82-59

### St. John's

The Series: Iowa leads, 1-0  
 Largest Margin of Victory: 8 pts. (2011-12)  
 2011-12 \_\_\_\_\_ at Neutral, W 60-52

### St. Mary's (CA)

The Series: Iowa leads, 1-0  
 Largest Margin of Victory: 24 pts. (1994-95)  
 1994-95 \_\_\_\_\_ at Neutral, W 73-48

### Stanford

The Series: Stanford leads, 2-0  
 Largest Margin of Defeat: 29 pts. (2009-10)  
 1988-89 \_\_\_\_\_ at Neutral, L 74-98  
 2009-10 \_\_\_\_\_ at Stanford, L 67-96

### Stephen F. Austin

The Series: Iowa leads, 2-1  
 Largest Margin of Victory: 18 pts. (1987-88)  
 Overtime Record: 0-1  
 1987-88 \_\_\_\_\_ at Iowa, W 83-65  
 1994-95 \_\_\_\_\_ at SFA, L 70-79 (ot)  
 1995-96 \_\_\_\_\_ at Iowa, W 64-58

### Stony Brook

The Series: Iowa leads, 1-0  
 Largest Margin of Victory: 38 pts. (2013-14)  
 2013-14 \_\_\_\_\_ at Iowa, W 78-40

### SW Louisiana

The Series: Iowa leads, 1-0  
 Largest Margin of Victory: 23 pts. (1984-85)  
 1984-85 \_\_\_\_\_ at Neutral, W 62-39

### Syracuse

The Series: Iowa leads, 3-0  
 Largest Margin of Victory: 6 pts. (2x, last 2013-14)  
 1998-99 \_\_\_\_\_ at Syracuse, W 70-64  
 1999-00 \_\_\_\_\_ at Iowa, W 76-73  
 2013-14 \_\_\_\_\_ at Iowa, W 97-91

### Tennessee

The Series: Tennessee leads, 2-1  
 Largest Margin of Victory: 16 pts. (1992-93)  
 Largest Margin of Defeat: 18 pts. (1986-87)  
 1985-86 \_\_\_\_\_ at Tennessee, L 68-73  
 1986-87 \_\_\_\_\_ at Iowa, L 56-74  
 1992-93 \_\_\_\_\_ at Iowa, W 72-56

### Tennessee Tech

The Series: Iowa leads, 1-0  
 Largest Margin of Victory: 2 pts. (1988-89)  
 1988-89 \_\_\_\_\_ at Iowa, W 77-75

### Texas

The Series: Tied, 2-2  
 Largest Margin of Victory: 23 pts. (2012-13)  
 Largest Margin of Defeat: 26 pts. (1979-80)  
 1979-80 \_\_\_\_\_ at Texas, L 49-75  
 1980-81 \_\_\_\_\_ at Iowa, L 62-82  
 1987-88 \_\_\_\_\_ at Neutral, W 75-65  
 2012-13 \_\_\_\_\_ at Neutral, W 86-63

### Texas A&M

The Series: Texas A&M leads, 1-0  
 Largest Margin of Defeat: 16 pts. (2011-12)  
 2011-12 \_\_\_\_\_ at Neutral, L 58-74

### Texas-Pan American

The Series: Iowa leads, 1-0  
 Largest Margin of Victory: 48 pts. (2001-02)  
 2001-02 \_\_\_\_\_ at Iowa, W 86-38

### Texas State

The Series: Iowa leads, 1-0  
 Largest Margin of Victory: 42 pts. (2008-09)  
 2008-09 \_\_\_\_\_ at Iowa, W 87-45

### Texas Tech

The Series: Iowa leads, 1-0  
 Largest Margin of Victory: 8 pts. (2008-09)  
 2008-09 \_\_\_\_\_ at Neutral, W 56-48

### Texas Women's College

The Series: Iowa leads, 1-0  
 Largest Margin of Victory: 8 pts. (1979-80)  
 1979-80 \_\_\_\_\_ at TWC, W 58-50

### Towson

The Series: Iowa leads, 1-0  
 Largest Margin of Victory: 28 pts. (2019-20)  
 2019-20 \_\_\_\_\_ at Neutral, W 100-72

### UC Santa Barbara

The Series: Tied, 1-1  
 Largest Margin of Victory: 11 pts. (1995-96)  
 Largest Margin of Defeat: 13 pts. (1994-95)  
 1994-95 \_\_\_\_\_ at UC Santa Barbara, L 48-61  
 1995-96 \_\_\_\_\_ at Iowa, W 68-57

### UC Riverside

The Series: Iowa leads, 1-0  
 Largest Margin of Victory: 14 pts. (2013-14)  
 2013-14 \_\_\_\_\_ at Iowa, W 70-56

### UCLA

The Series: Iowa leads, 2-0  
 Largest Margin of Victory: 14 pts. (1990-91)  
 1990-91 \_\_\_\_\_ at Iowa, W 81-52  
 2016-17 \_\_\_\_\_ at Neutral, W 90-75

### UNC Wilmington

The Series: Iowa leads, 1-0  
 Largest Margin of Victory: 37 pts. (2013-14)  
 2013-14 \_\_\_\_\_ at Neutral, W 102-65

### UNLV

The Series: UNLV leads, 1-0  
 Largest Margin of Defeat: 10 pts. (2011-12)  
 2011-12 \_\_\_\_\_ at Iowa, L 59-69

### Upper Iowa

The Series: Iowa leads, 2-0  
 Largest Margin of Victory: 38 pts. (1976-77)  
 1975-76 \_\_\_\_\_ at Iowa, W 70-40  
 1976-77 \_\_\_\_\_ at UIU, W 78-40

### USC Upstate

The Series: Iowa leads, 1-0  
 Largest Margin of Victory: 51 pts. (2014-15)  
 2014-15 \_\_\_\_\_ at Iowa, W 107-56

### Utah

The Series: Utah leads, 4-1  
 Largest Margin of Victory: 6 pts. (2000-01)  
 Largest Margin of Defeat: 24 pts. (2000-01)  
 1979-80 \_\_\_\_\_ at Utah, L 73-77





## SERIES RECORD VS. OPPONENTS

1980-81 \_\_\_\_\_ at Iowa, W 89-83  
1999-00 \_\_\_\_\_ at Utah, L 61-70  
2000-01 \_\_\_\_\_ at Iowa, L 42-66  
2000-01 \_\_\_\_\_ at Utah, L 69-78

### UT Martin

The Series: Iowa leads, 1-0  
Largest Margin of Victory: 6 pts. (2015-16)  
2015-16 \_\_\_\_\_ at Iowa, W 62-56

### UW-Platteville

The Series: Iowa leads, 2-0  
Largest Margin of Victory: 34 pts. (1975-76)  
1975-76 \_\_\_\_\_ at UW-Platteville, W 91-57  
1976-77 \_\_\_\_\_ at Iowa, W 76-53

### UW-Green Bay

The Series: Tied, 1-1  
Largest Margin of Victory: 24 pts. (2005-06)  
Largest Margin of Defeat: 24 pts. (2006-07)  
2005-06 \_\_\_\_\_ at Iowa, W 81-57  
2006-07 \_\_\_\_\_ at UW-Green Bay, L 43-67

### UW-Milwaukee

The Series: Iowa leads, 2-0  
Largest Margin of Victory: 40 pts. (2005-06)  
2004-05 \_\_\_\_\_ at UW-Milwaukee, W 59-51  
2005-06 \_\_\_\_\_ at Iowa, W 82-42

### Vanderbilt

The Series: Vanderbilt leads, 4-0  
Largest Margin of Defeat: 30 pts. (1991-92)  
1989-90 \_\_\_\_\_ at Iowa, L 56-61  
1991-92 \_\_\_\_\_ at Iowa, L 65-95  
1995-96 \_\_\_\_\_ at Neutral, L 63-74  
1997-98 \_\_\_\_\_ at Neutral, L 54-60

### Vermont

The Series: Iowa leads, 1-0  
Largest Margin of Victory: 22 pts. (2005-06)  
2005-06 \_\_\_\_\_ at Iowa, W 79-57

### Virginia

The Series: Iowa leads, 3-0  
Largest Margin of Victory: 16pts. (1987-88)  
1987-88 \_\_\_\_\_ at Neutral, W 75-59  
2001-02 \_\_\_\_\_ at Neutral, W 69-62  
2015-16 \_\_\_\_\_ at UVA, W 85-73

### Virginia Tech

The Series: Iowa leads, 3-1  
Largest Margin of Victory: 29 pts. (2010-11)  
Largest Margin of Defeat: 13 pts. (2003-04)  
2003-04 \_\_\_\_\_ at VT, L 76-89

2010-11 \_\_\_\_\_ at Neutral, W 72-43  
2011-12 \_\_\_\_\_ at Iowa, W 58-47  
2023-24 \_\_\_\_\_ at Neutral, W 80-76

### Wake Forest

The Series: Iowa leads, 1-0  
Largest Margin of Victory: 16 pts. (1988-89)  
1988-89 \_\_\_\_\_ at Iowa, W 78-62

### Wartburg

The Series: Wartburg leads, 1-0  
Largest Margin of Defeat: 8 pts. (1974-75)  
1974-75 \_\_\_\_\_ at Iowa, L 52-60

### Washington

The Series: Washington leads, 5-2  
Largest Margin of Victory: 19 pts. (1991-92)  
Largest Margin of Defeat: 17 pts. (1990-91)  
1988-89 \_\_\_\_\_ at Neutral, W 53-51  
1990-91 \_\_\_\_\_ at UW, L 53-70  
1990-91 \_\_\_\_\_ at UW, L 61-71  
1991-92 \_\_\_\_\_ at Iowa, W 58-39  
1997-98 \_\_\_\_\_ at Iowa, L 62-63  
1998-99 \_\_\_\_\_ at UW, L 76-84  
2019-20 \_\_\_\_\_ at Neutral, L, 63-70

### Washington State

The Series: Tied, 1-1  
Largest Margin of Victory: 18 pts. (1979-80)  
Largest Margin of Defeat: 8 pts. (2016-17)  
1979-80 \_\_\_\_\_ at Iowa, W 69-51  
2016-17 \_\_\_\_\_ at Iowa, L 66-74

### Weber State

The Series: Iowa leads, 2-0  
Largest Margin of Victory: 20 pts. (1999-00)  
1998-99 \_\_\_\_\_ at Iowa, W 77-57  
1999-00 \_\_\_\_\_ at Weber State, W 73-55

### West Virginia

The Series: Iowa leads, 5-1  
Largest Margin of Victory: 30 pts. (1992-93)  
Largest Margin of Defeat: 3 pts. (2009-10)  
1992-93 \_\_\_\_\_ at Iowa, W 74-44  
1993-94 \_\_\_\_\_ at WVU, W 69-57  
2009-10 \_\_\_\_\_ at Neutral, L 66-69  
2012-13 \_\_\_\_\_ at Neutral, W 79-70  
2018-19 \_\_\_\_\_ at Neutral, W 84-81  
2023-24 \_\_\_\_\_ at NCAA, W 64-54

### Western Illinois

The Series: Iowa leads, 9-2  
Largest Margin of Victory: 53 pts. (2011-12)  
Largest Margin of Defeat: 12 pts. (1974-75)

Overtime Record: 1-0

Last 10 Games: 9-1

1974-75 \_\_\_\_\_ at WIU, L 50-62  
1978-79 \_\_\_\_\_ at Neutral, W 75-66  
1979-80 \_\_\_\_\_ at Iowa, W 86-55  
1980-81 \_\_\_\_\_ at WIU, L 81-83  
1981-82 \_\_\_\_\_ at Iowa, W 72-68  
2000-01 \_\_\_\_\_ at Iowa, W 99-54  
2004-05 \_\_\_\_\_ at Iowa, W 76-69  
2007-08 \_\_\_\_\_ at Iowa, W 70-49  
2011-12 \_\_\_\_\_ at Iowa, W 98-45  
2015-16 \_\_\_\_\_ at Iowa, W 96-81 (ot)  
2020-21 \_\_\_\_\_ at Iowa, W 92-65

### Western Kentucky

The Series: Iowa leads, 5-3  
Largest Margin of Victory: 37 pts. (2018-19)  
Largest Margin of Defeat: 36 pts. (1994-95)  
1985-86 \_\_\_\_\_ at WKU, L 67-77  
1986-87 \_\_\_\_\_ at Iowa, W 67-47  
1994-95 \_\_\_\_\_ at WKU, L 43-79  
1995-96 \_\_\_\_\_ at Iowa, W 68-54  
1996-97 \_\_\_\_\_ at WKU, W 61-48  
1998-99 \_\_\_\_\_ at Iowa, L 65-68  
2017-18 \_\_\_\_\_ at Iowa, W 104-97  
2018-19 \_\_\_\_\_ at WKU, W 104-67

### Western Michigan

The Series: Iowa leads, 1-0  
Largest Margin of Victory: 23 pts. (2017-18)  
2017-18 \_\_\_\_\_ at Iowa, W 79-56

### Wichita State

The Series: Wichita State leads 1-0  
Largest Margin of Defeat: 11 pts. (1980-81)  
1980-81 \_\_\_\_\_ at Neutral, L 76-87

### William & Mary

The Series: Iowa leads 1-0  
Largest Margin of Defeat: 24 pts. (2009-10)  
2009-10 \_\_\_\_\_ at Iowa, W 78-54

### William Penn

The Series: William Penn leads 11-0  
Largest Margin of Defeat: 58 pts. (1974-75)  
1974-75 \_\_\_\_\_ at Iowa, L 29-74  
1974-75 \_\_\_\_\_ at Iowa, L 22-73  
1974-75 \_\_\_\_\_ at William Penn, L 33-91  
1975-76 \_\_\_\_\_ at William Penn, L 39-96  
1976-77 \_\_\_\_\_ at Iowa, L 45-76  
1977-78 \_\_\_\_\_ at Iowa, L 53-70  
1977-78 \_\_\_\_\_ at William Penn, L 57-82  
1978-79 \_\_\_\_\_ at William Penn, L 72-81  
1979-80 \_\_\_\_\_ at Iowa, L 68-69



# IOWA WOMEN'S BASKETBALL

## SERIES RECORD VS. OPPONENTS

1980-81 \_\_\_\_\_ at William Penn, L 64-80  
 1981-82 \_\_\_\_\_ at William Penn, L 68-85

### William Woods

The Series: William Woods leads 1-0  
 Largest Margin of Defeat: 6 pts. (1978-79)  
 1978-79 \_\_\_\_\_ at Iowa, L 58-64

### Wisconsin

The Series: Iowa leads, 59-20  
 Largest Margin of Victory: 48 pts. (1987-88)  
 Largest Margin of Defeat: 24 pts. (1982-83)  
 Overtime Record: 5-0  
 Last 10 Games: 10-0

1974-75 \_\_\_\_\_ at Iowa, L 49-65  
 1978-79 \_\_\_\_\_ at Iowa, W 75-68  
 1979-80 \_\_\_\_\_ at Iowa, W 68-51  
 1980-81 \_\_\_\_\_ at Wisconsin, L 69-73  
 1980-81 \_\_\_\_\_ At Neutral, L 67-88  
 1981-82 \_\_\_\_\_ Iowa, L 64-78  
 1981-82 \_\_\_\_\_ at Iowa, L 64-78  
 1982-83 \_\_\_\_\_ at Iowa, L 47-68  
 1982-83 \_\_\_\_\_ at Wisconsin, L 44-68  
 1983-84 \_\_\_\_\_ at Wisconsin, L 49-50  
 1983-84 \_\_\_\_\_ at Iowa, W 46-37  
 1984-85 \_\_\_\_\_ at Wisconsin, L 54-65  
 1984-85 \_\_\_\_\_ at Iowa, W 64-52  
 1985-86 \_\_\_\_\_ at Iowa, W 68-32  
 1985-86 \_\_\_\_\_ at Wisconsin, W 64-47  
 1986-87 \_\_\_\_\_ at Wisconsin, W 83-44  
 1986-87 \_\_\_\_\_ at Iowa, W 78-56  
 1987-88 \_\_\_\_\_ at Wisconsin, W 79-59  
 1987-88 \_\_\_\_\_ at Iowa, W 98-50  
 1988-89 \_\_\_\_\_ at Wisconsin, W 67-57  
 1988-89 \_\_\_\_\_ at Iowa, W 78-52  
 1989-90 \_\_\_\_\_ at Iowa, W 84-52  
 1989-90 \_\_\_\_\_ at Wisconsin, W 79-60  
 1990-91 \_\_\_\_\_ at Wisconsin, L 67-78  
 1990-91 \_\_\_\_\_ at Iowa, W 85-76 (ot)  
 1991-92 \_\_\_\_\_ at Wisconsin, L 58-74  
 1991-92 \_\_\_\_\_ at Iowa, W 63-36  
 1992-93 \_\_\_\_\_ at Iowa, W 65-39  
 1993-94 \_\_\_\_\_ at Wisconsin, W 74-67  
 1994-95 \_\_\_\_\_ at Wisconsin, L 62-72  
 1994-95 \_\_\_\_\_ at Iowa, L 55-62  
 1995-96 \_\_\_\_\_ at Iowa, W 68-48  
 1995-96 \_\_\_\_\_ at Wisconsin, W 67-63  
 1996-97 \_\_\_\_\_ at Iowa, L 63-69  
 1996-97 \_\_\_\_\_ at Wisconsin, L 56-59  
 1997-98 \_\_\_\_\_ at Wisconsin, W 66-63  
 1997-98 \_\_\_\_\_ at Iowa, W 87-76  
 1998-99 \_\_\_\_\_ at Wisconsin, L 72-79  
 1999-00 \_\_\_\_\_ at Iowa, W 66-62  
 2000-01 \_\_\_\_\_ at Wisconsin, L 91-94

2000-01 \_\_\_\_\_ at Iowa, W 74-68  
 2001-02 \_\_\_\_\_ at Iowa, L 61-68  
 2001-02 \_\_\_\_\_ at Wisconsin, W 76-64  
 2002-03 \_\_\_\_\_ at Iowa, W 77-60  
 2002-03 \_\_\_\_\_ at Wisconsin, W 76-59  
 2003-04 \_\_\_\_\_ at Iowa, W 66-46  
 2003-04 \_\_\_\_\_ at Wisconsin, W 87-82 (ot)  
 2004-05 \_\_\_\_\_ at Iowa, L 78-88  
 2005-06 \_\_\_\_\_ at Wisconsin, W 68-59  
 2006-07 \_\_\_\_\_ at Wisconsin, L 73-84  
 2006-07 \_\_\_\_\_ at Iowa, W 103-93  
 2007-08 \_\_\_\_\_ at Iowa, W 78-74 (ot)  
 2007-08 \_\_\_\_\_ at Wisconsin, W 87-78  
 2008-09 \_\_\_\_\_ at Wisconsin, W 73-63  
 2008-09 \_\_\_\_\_ at Iowa, W 72-65  
 2009-10 \_\_\_\_\_ at Iowa, W 61-51  
 2009-10 \_\_\_\_\_ at Wisconsin, W 68-60 (ot)  
 2010-11 \_\_\_\_\_ at Iowa, W 59-44  
 2011-12 \_\_\_\_\_ at Iowa, W 69-57  
 2011-12 \_\_\_\_\_ at Wisconsin, W 85-79 (ot)  
 2012-13 \_\_\_\_\_ at Wisconsin, W 65-56  
 2012-13 \_\_\_\_\_ at Iowa, W 71-60  
 2013-14 \_\_\_\_\_ at Wisconsin, W 82-65  
 2014-15 \_\_\_\_\_ at Wisconsin, W 87-75  
 2014-15 \_\_\_\_\_ at Iowa, W 78-74  
 2015-16 \_\_\_\_\_ at Wisconsin, W 57-54  
 2016-17 \_\_\_\_\_ at Wisconsin, W 71-60  
 2017-18 \_\_\_\_\_ at Wisconsin, W 56-46  
 2017-18 \_\_\_\_\_ at Iowa, W 88-61  
 2018-19 \_\_\_\_\_ at Iowa, W 71-53  
 2019-20 \_\_\_\_\_ at Wisconsin, W 85-78  
 2019-20 \_\_\_\_\_ at Iowa, W 97-71  
 2020-21 \_\_\_\_\_ at Iowa, W 85-78  
 2020-21 \_\_\_\_\_ at Wisconsin, W 84-70  
 2021-22 \_\_\_\_\_ at Wisconsin, W 84-50  
 2022-23 \_\_\_\_\_ at Wisconsin, W 102-71  
 2022-23 \_\_\_\_\_ at Iowa, W 91-61  
 2023-24 \_\_\_\_\_ at Wisconsin, W 87-65  
 2023-24 \_\_\_\_\_ at Iowa, W 96-50

### Wright State

The Series: Iowa leads, 2-0  
 Largest Margin of Victory: 46 pts. (1991-92)  
 1991-92 \_\_\_\_\_ at Neutral, W 87-41  
 2015-16 \_\_\_\_\_ at Neutral, W 83-77

### Wyoming

The Series: Tied, 2-2  
 Largest Margin of Victory: 43 pts. (1988-89)  
 Largest Margin of Defeat: 16 pts. (1982-83)  
 1979-80 \_\_\_\_\_ at Neutral, W 68-65  
 1982-83 \_\_\_\_\_ at Neutral, L 63-79  
 1988-89 \_\_\_\_\_ at Neutral, W 83-40  
 2007-08 \_\_\_\_\_ at Iowa, L 50-54



## CARVER-HAWKEYE ARENA SERIES RECORDS

Opponent	Record	Opponent	Record	Opponent	Record
Alabama	0-1	Louisiana Tech	2-	Southeastern Louisiana	1-0
Albany	1-0	Louisville	0-1	Southern	2-0
American	1-0	Loyola-Chicago	1-0	Southern Illinois	1-0
Arkansas-Pine Bluff	2-0	Marist	1-0	Stephen F. Austin	2-0
Auburn	1-1	Marquette	3-0	Stony Brook	1-0
Ball State	0-1	Maryland	3-2	Syracuse	2-0
Belmont	1-0	Massachusetts	1-0	Tennessee	1-1
Boston College	0-1	Memphis	1-0	Tennessee Tech	1-0
Boston University	2-0	Mercer	1-0	Tex.-Pan American	1-0
Bowling Green	1-0	Miami (Florida)	4-0	Texas State	1-0
Bradley	5-0	Miami (Ohio)	1-0	UCLA	1-0
Butler	2-0	Michigan	29-7	UNLV	0-1
CS-Northridge	1-0	Michigan State	24-10	USC	1-0
Central Florida	1-0	Middle Tennessee State	1-0	USC Upstate	1-0
Central Michigan	1-0	Minnesota	31-5	UC-Riverside	1-0
Charlotte	2-0	Minnesota State-Moorhead	1-0	UC-Santa Barbara	1-0
Clemson	1-0	Mississippi Valley State	1-0	Utah	0-1
Colorado	3-0	Missouri	5-0	UT Martin	1-0
Connecticut	2-1	Missouri State	4-1	Vanderbilt	1-1
Creighton	4-4	Mount St. Mary's	1-0	Vermont	1-0
Dartmouth	2-0	NC State	0-1	Virginia Tech	1-0
Dayton	2-0	Nebraska	11-4	Wake Forest	1-0
Denver	1-0	New Hampshire	1-0	Washington	1-1
DePaul	2-0	Nevada	1-0	Washington State	0-1
Detroit	1-0	New Orleans	1-0	Weber State	1-0
Drake	15-4	North Alabama	1-0	Western Illinois	6-0
Evansville	2-0	North Carolina	0-1	West Virginia	2-0
Fairleigh Dickinson	1-0	North Carolina Central	2-0	Western Kentucky	3-1
Florida Atlantic	1-0	North Dakota	2-0	Western Michigan	1-0
Florida International	1-0	Northern Illinois	4-1	William & Mary	1-0
Florida State	0-1	Northern Iowa	12-1	Wisconsin	30-5
Georgia	2-0	Northeastern	1-0	Wis.-Green Bay	1-0
Georgia Tech	0-2	Northwestern	27-5	Wis.-Milwaukee	1-0
Hampton	1-0	Notre Dame	0-2	Wyoming	0-1
Harvard	1-0	Ohio	1-0	<b>TOTAL</b>	<b>479-119 (.801)</b>
Holy Cross	1-0	Ohio State	23-11		
Howard	1-0	Oral Roberts	1-0		
Houston	0-1	Oregon State	1-0		
Idaho State	1-0	Penn State	17-10		
Illinois	32-2	Pepperdine	1-0		
Illinois State	5-0	Princeton	2-0		
Indiana	33-3	Providence	1-0		
Indiana State	1-0	Purdue	20-11		
Iowa State	15-3	Quinnipiac	2-0		
IUPUI	2-1	Robert Morris	5-0		
James Madison	1-0	Rutgers	5-1		
Kansas	0-2	Saint Louis	1-0		
Kansas State	1-2	Samford	3-0		
Kent State	2-0	Santa Clara	1-0		
Lewis University	1-0	South Dakota	1-1		
LSU	2-0	South Dakota State	1-1		





## CARVER-HAWKEYE ARENA RECORDS

### INDIVIDUAL RECORDS

#### Points

49, Caitlin Clark (IOWA) vs. Michigan, 2-15-2024  
47, Hannah Stuelke (IOWA) vs Penn State, 2-8-2024  
45, by Caitlin Clark (IOWA) vs. NC State, 12-1-2022  
45, by Megan Gustafson (IOWA) vs. Maryland, 3-10-2019  
44, by Caitlin Clark (IOWA) vs. Evansville, 1-2-2022  
43, by Caitlin Clark (IOWA) vs. Ohio State, 1-31-2022  
42, by Jolene Anderson (WISC) vs. Iowa (OT), 1-13-2008

#### Field Goals Made

18 (18-26), Caitlin Clark (IOWA) vs. Evansville, 1-2-2022

#### Field Goals Att.

34 (14-34), Caitlin Clark (IOWA) vs. Michigan State, 1-2-2024  
32 (9-32), Caitlin Clark (IOWA) vs. Kansas State, 11-16-2023  
30 (13-30), Heather Butler (UTM) vs. Notre Dame, 3-24-2013

#### Field Goal Pct. (Min. of 9 attempts)

1.000 (9-9), Jamie Cavey (IOWA) vs. Marquette, 3-23-2003  
1.000 (9-9), Monika Czinan (IOWA) vs. N. Alabama, 11-14-2019

#### Free Throws Made

23 (23-27), Shaunda Greene (WA) vs. NIU, 11-30-2991

#### Free Throws Att.

27 (23-27), Shaunda Greene (WA) vs. NIU, 11-30-1991  
21 (13-21), Hannah Stuelke (IOWA) vs. Penn State, 2-8-2024

#### Free Throw Pct. (Min. of 13 attempts)

1.000 (13-13), Caitlin Clark (IOWA) vs. Northwestern, 1-6-2022  
1.000 (13-13), Jolene Anderson (WISC) vs. Iowa, 1-13-2008

#### 3-Pointers Made

10, Maxaan Reese (MSU) vs. Iowa, 1-29-1999  
9, Caitlin Clark (IOWA) vs. Michigan, 2-15-2024

#### 3-Pointers Att.

20, Caitlin Clark, (IOWA) vs. Michigan State, 1-2-2024  
18, Caitlin Clark, (IOWA) vs. Michigan, 2-15-2024  
17, Imani Wright (Florida State) vs. Iowa, 1-29-17

#### 3-Point Pct. (Min. of 5 attempts)

1.000 (5-5), Jess Walter (Indiana) vs Iowa, 2-15-2015  
1.000 (5-5), Jennifer Lingor (SMS) vs. Iowa, 11-27-2001  
1.000 (5-5), Stacy Frese (IOWA) vs. Minn., 1-28-1996  
1.000 (5-5), Kate Martin (IOWA) vs. Penn St., 2-18-2021

#### Rebounds

26, by Jerica Watson (IOWA), vs. Creighton, 12-15-01

#### Assists

15, Kathleen Doyle (IOWA) vs. Nebraska, 2-6-2020  
15, Caitlin Clark (IOWA) vs. Penn State, 2-8-2024

#### Steals

9, Lynn Kennedy (IOWA) vs. Indiana, 1-29-1984

9, Laurie Aaron (IOWA) vs. Charlotte, 12-12-1992  
9, Blair Watson (MARYLAND) vs. Iowa, 1-9-2020

#### Blocks

9, Bethany Doolittle (IOWA) vs. Minnesota, 3-1-2015  
7, Amanda Zahui B. (MINNESOTA) vs Iowa, 3-1-2015

#### Minutes

54, Brianne O'Rourke (PSU) vs. Iowa, 2-1-2009

### TEAM RECORDS

#### Field Goals Made

45 (45-70) - Iowa vs. Drake, 11-19-2023

#### Field Goals Att.

93 (33-93) - NIU vs. Washington, 11-30-1991  
86 (43-86) - Iowa vs. Minnesota, 2-12-1988

#### Field Goal Pct.

.698 (37-53) - Iowa vs. North Carolina Central, 12-14-2019  
.667 (42-63) - Iowa vs. Bowling Green, 12-2-2023  
.650 (39-60) - Iowa vs. Illinois, 12-31-2019

#### Free Throws Made

51 (51-69) - Washington vs. Northern Ill., 11-30-1991

#### Free Throws Att.

69 (51-69) - Washington vs. Northern Ill., 11-30-1991

#### Free Throw Pct. (Min. of 10 attempts)

1.000 (17-17) - Iowa vs. Northwestern, 1-6-2022  
1.000 (16-16) - Iowa vs. Wisconsin, 1-19-2012  
1.000 (15-15) - Iowa vs. Iowa State, 12-5-2018  
1.000 (15-15) - Iowa vs. Northern Illinois, 11-15-2017  
1.000 (11-11) - Minnesota St. Moorehead vs. Iowa, 11-5-2017

#### 3-Pointers Made

18 (18-35) - Iowa vs. Michigan, 2-15-2024  
17 (17-34) - Iowa vs. Idaho State, 12-7-2013  
16 (16-38) - Oral Roberts vs. Iowa, 11-9-2-2018

#### 3-Pointers Att.

39 (8-39) - Drake vs. Iowa, 12-21-2017  
37 (17-37) - Iowa vs. Illinois, 2-25-2024  
37 (15-37) - Iowa vs. Wisconsin, 1-16-2024

#### 3-Point Pct. (Min. of 8 att.)

.875 (7-8) - Iowa vs. Penn State, 2-18-2007

#### Points

115 - Iowa vs. Evansville, 11-11-2022  
113 - Iowa vs. Drake, 11-19-2023

#### Rebounds

70 - Washington vs. Northern Illinois, 11-30-1991



## INDIVIDUAL RECORDS

### POINTS

Game	49, Caitlin Clark vs. Michigan, 2-15-2024
CHA (game)	49, Caitlin Clark vs. Michigan, 2-15-2024
B1G (game)	49, Caitlin Clark vs. Michigan, 2-15-2024
Season	1,234, Caitlin Clark, 2023-2024
Career	3,951, Caitlin Clark, 2020-2024

### POINTS IN A HALF

Game	33, Caitlin Clark at Michigan, 2-6-2022
	32, Hannah Stuelke vs. Penn State, 2-8-2024
CHA (game)	32, Hannah Stuelke vs. Penn State, 2-8-2024
B1G (game)	33, Caitlin Clark at Michigan, 2-6-2022

### REBOUNDS

Game	26, Jerica Watson vs. Creighton, 12-15-2001
CHA (game)	26, Jerica Watson vs. Creighton, 12-15-2001
B1G (game)	25, Amy Herrig vs. Purdue, 1-10-1999
Season	481, Megan Gustafson, 2018-2019
Career	1,460, Megan Gustafson, 2015-2019

### ASSISTS

Game	18, Caitlin Clark at Penn State, 1-25-2022
CHA (game)	15, Kathleen Doyle vs. Nebraska, 2-6-2020
	15, Caitlin Clark vs. Penn State, 2-8-2024
B1G (game)	18, Caitlin Clark at Penn State, 1-25-2022
Season	346, Caitlin Clark, 2023-2024
Career	1,144, Caitlin Clark, 2020-2024

### BLOCKS

Game	9, Bethany Doolittle vs. Minnesota, 3-1-2015
CHA (game)	9, Bethany Doolittle vs. Minnesota, 3-1-2015
B1G (game)	9, Bethany Doolittle vs. Minnesota, 3-1-2015
Season	106, Bethany Doolittle, 2013-2014
Career	293, Morgan Johnson, 2009-2013

### STEALS

Game	9, Lisa Anderson vs. Bradley, 11-19-1982
	9, Lynn Kennedy vs. Indiana, 1-29-1984
	9, Franthea Price vs. Purdue, 2-11-1990
	9, Laurie Aaron vs. Charlotte, 12-12-1992
CHA (game)	9, Lynn Kennedy vs. Indiana, 1-29-1984
	9, Laurie Aaron vs. Charlotte, 12-12-1992
B1G (game)	9, Lynn Kennedy vs. Indiana, 1-29-1984
	9, Franthea Price vs. Purdue, 2-11-1990
Season	122, Laurie Aaron, 1992-1993
Career	321, Franthea Price, 1986-1990

### FIELD GOALS MADE

Game	19 (19-26), Megan Gustafson vs. Minnesota, 3-2-2018
CHA (game)	18 (18-26), Caitlin Clark vs. Evansville, 1-2-2022
B1G (game)	19 (19-26), Megan Gustafson vs. Minnesota, 3-2-2018
Season	412 (412-592), Megan Gustafson, 2018-2019
Career	1,293 (1293-2798), Caitlin Clark, 2020-2024

### FIELD GOALS ATTEMPTED

Game	35 (14-35), Cindy Haugejorde vs. Iowa State, 12-2-1980
------	--

CHA (game)	34, Caitlin Clark vs. Michigan State, 1-2-2024
B1G (game)	34, Caitlin Clark vs. Michigan State, 1-2-2024
Season	886 (403-886), Caitlin Clark, 2023-2024
Career	2,798 (1293-2798), Caitlin Clark, 2020-2024

### FIELD GOAL PERCENTAGE (MINIMUM 9 ATTEMPTS)

Game	1.000 (13-13) Megan Gustafson vs. Western Ky., 11-13-2018
	1.000 (11-11) Monika Czinano vs. Michigan St., 1-18-2023
	1.000 (9-9) Monika Czinano vs. North Alabama, 11-14-2019
	1.000 (9-9), Jamie Cavey vs. Marquette, 3-23-2003
CHA (game)	1.000 (9-9) Monika Czinano vs. North Alabama, 11-14-2019
	1.000 (9-9), Jamie Cavey vs. Marquette, 3-23-2003
B1G (game)	1.000 (11-11) Monika Czinano at Michigan St., 1-18-2023
Season	.696 (412-592), Megan Gustafson, 2018-2019
Career	.671 (1031-1537), Monika Czinano, 2018-2023

### FREE THROWS MADE

Game	17 (17-20), Kachine Alexander vs. Illinois, 2-14-2010
	17 (17-17), Jaime Printy vs. West Virginia, 11-25-2012
CHA (game)	17 (17-20), Kachine Alexander vs. Illinois, 2-14-2010
B1G (game)	17 (17-20), Kachine Alexander vs. Illinois, 2-14-2010
Season	239 (239-285), Caitlin Clark, 2022-2023
Career	817 (817-952), Caitlin Clark, 2020-2024

### FREE THROWS ATTEMPTED

Game	21 (13-21), Hannah Stuelke vs. Penn State, 2-8-2024
CHA (game)	21 (13-21), Hannah Stuelke vs. Penn State, 2-8-2024
B1G (game)	21 (13-21), Hannah Stuelke vs. Penn State, 2-8-2024
Season	285 (239-285), Caitlin Clark, 2022-2023
Career	952 (817-952), Caitlin Clark, 2020-2024

### FREE THROW PERCENTAGE (MINIMUM 11 FTA/GAME)

Game	1.000 (17-17), Jaime Printy vs. West Virginia, 11-25-2012
	1.000 (13-13) Caitlin Clark vs. Northwestern, 1-6-2022
	1.000 (12-12), Ally Disterhoft at Ohio State, 1-19-2014
	1.000 (12-12), Lindsey Meder vs. Indiana, 2-4-2001
	1.000 (12-12), Caitlin Clark vs. Nebraska, 1-16-2022
	1.000 (11-11), Tia Jackson vs. SW Missouri St., 12-5-1993
	1.000 (11-11), Cara Consuegra vs. Michigan St., 1-20-2000
	1.000 (11-11), Caitlin Clark vs. New Hampshire, 11-9-2021
	1.000 (11-11), Crystal Smith vs. Illinois, 1-1-2006
	1.000 (11-11), Jaime Printy vs. Middle Tennessee, 11-14-2012
	1.000 (11-11), Morgan Johnson at Wisconsin, 1-10-2013
	1.000 (11-11), Megan Gustafson at Wisconsin, 12-28-2017
	1.000 (11-11), Megan Gustafson vs. Michigan, 12-31-2017
	1.000 (11-11), Tia Jackson vs. SW Missouri St., 12-5-1993
CHA (game)	1.000 (13-13) Caitlin Clark vs. Northwestern, 1-6-2022
	1.000 (12-12), Lindsey Meder vs. Indiana, 2-4-2001
	1.000 (12-12), Caitlin Clark vs. Nebraska, 1-16-2022
	1.000 (11-11), Cara Consuegra vs. Michigan St., 1-20-2000
	1.000 (11-11), Tia Jackson vs. SW Missouri St., 12-5-1993
	1.000 (11-11), Megan Gustafson vs. Michigan, 12-31-2017
	1.000 (11-11), Caitlin Clark vs. New Hampshire, 11-9-2021
B1G (game)	1.000 (13-13) Caitlin Clark vs. Northwestern, 1-6-2022
	1.000 (12-12), Lindsey Meder vs. Indiana, 2-4-2001
	1.000 (12-12), Caitlin Clark vs. Nebraska, 1-16-2022



# IOWA WOMEN'S BASKETBALL

## INDIVIDUAL RECORDS

	1.000 (11-11), Cara Consuegra vs. Michigan St., 1-20-2000
	1.000 (11-11), Crystal Smith vs. Illinois, 1-1-2006
	1.000 (12-12), Ally Disterhoft at Ohio State, 1-19-2014
	1.000 (11-11), Megan Gustafson at Wisconsin, 12-28-2017
	1.000 (11-11), Megan Gustafson vs. Michigan, 12-31-2017
	1.000 (10-10), Megan Gustafson at Illinois, 1-7-2018
Season	.925 (135-146), Jaime Printy, 2012-2013
Career	.892 (174-195), Wendy Ausdemore, 2005-2009

## DOUBLE-DOUBLES

Season	33, Megan Gustafson, 2018-2019
	28, Megan Gustafson, 2017-2018
	24, Caitlin Clark, 2023-2024
Career	88, Megan Gustafson, 2015-2019
	67, Caitlin Clark, 2020-2024
	35, Sam Logic 2011-2015

## TRIPLE-DOUBLES

Season	6, Caitlin Clark, 2023-2024
	5, Caitlin Clark, 2022-2023
	5, Caitlin Clark, 2021-2022
	3, Sam Logic, 2013-2014
Career	17, Caitlin Clark, 2020-2024
	6, Sam Logic, 2011-2015

## 3-POINTERS MADE

Game	10, Melissa Dixon at Drake, 12-21-2014
	9, Caitlin Clark at Maryland, 2-23-2023
	9, Caitlin Clark vs. Cleveland St., 12-16-2023
	9, Caitlin Clark vs. Michigan, 2-15-2024
	9, Caitlin Clark vs. LSU, 4-1-2024
	9, Melissa Dixon at Northwestern, 1-29-2015
CHA (game)	9, Caitlin Clark vs. Michigan, 2-15-2024
B1G (game)	9, Caitlin Clark vs. Michigan, 2-15-2024
	9, Melissa Dixon at Northwestern, 1-29-2015
	9, Caitlin Clark at Maryland, 2-23-2021
Season	201, Caitlin Clark, 2023-2024
Career	548, Caitlin Clark, 2020-2024

## 3-POINTERS ATTEMPTED


Game	20, Caitlin Clark vs. LSU, 4-1-2024
	20, Caitlin Clark vs. Michigan State, 1-2-2024
CHA (game)	20, Caitlin Clark vs. Michigan State, 1-2-2024
	18, Caitlin Clark vs. Michigan, 2-15-2024
B1G (game)	20, Caitlin Clark vs. Michigan State, 1-2-2024
	18, Caitlin Clark vs. Michigan, 2-15-2024
	18, Caitlin Clark at Ohio State, 1-21-2024
Season	532, Caitlin Clark, 2023-2024
Career	1,452, Caitlin Clark, 2020-2024

## 3-POINT FIELD GOAL PERCENTAGE (MINIMUM 5 MADE)

Game	1.000 (6-6), Kate Martin vs. UConn, 11-27-2022
	1.000 (5-5), Kate Martin vs. Penn State, 2-18-2021
Season	.495 (45-91), Kristi Smith, 2006-07
Career	.407 (185-454), Kristi Smith, 2005-09
	.392 (258-659), Gabbie Marshall, 2019-2024

## 40+ POINT PERFORMANCES

Game	49, Caitlin Clark vs. Michigan, 2-15-2024
	48, Megan Gustafson vs. Minnesota (BTT), 3-2-2018
	47, Hannah Stuelke vs. Penn State, 2-8-2024
	46, Caitlin Clark at Michigan, 2-6-2022
	46, Crystal Smith at LA Tech, 11-22-2005
	45, Caitlin Clark at Ohio State, 1-21-2024
	45, Caitlin Clark vs. NC State, 12-1-2022
	45, Megan Gustafson vs. Maryland (BTT), 3-10-2019
	44, Caitlin Clark vs. Evansville, 1-2-2022
	44, Caitlin Clark vs. Virginia Tech (N), 11-9-2023
	44, Megan Gustafson at Drake, 12-21-2018
	43, Caitlin Clark vs. Ohio State, 1-31-2022
	42, Caitlin Clark vs. Maryland, 2-2-2023
	41, Caitlin Clark vs. Nebraska (BTT), 3-5-2022
	41, Caitlin Clark vs. Louisville (NCAA/E8), 3-26-2023
	41, Caitlin Clark vs. South Carolina (NCAA/F4), 3-31-2023
	41, Caitlin Clark vs. LSU (NCAA/E8), 4-1-2024
	41, Megan Gustafson vs. Michigan State, 2-7-2019
	40, Caitlin Clark vs. Michigan State, 1-2-2024
Season	5, Caitlin Clark, 2023-2024
	4, Caitlin Clark, 2021-2022
	4, Caitlin Clark, 2022-2023
Career	13, Caitlin Clark, 2020-2024







## 1000 - POINT CLUB

Rk.	Pts.	Player	Year
1.	1,234	Caitlin Clark	2023-24
2.	1,055	Caitlin Clark	2022-23
3.	1,001	Megan Gustafson	2018-19

## 800 - POINT CLUB

4.	863	Caitlin Clark	2021-22
5.	823	Megan Gustafson	2017-18

## 700 - POINT CLUB

6.	799	Caitlin Clark	2020-21
----	-----	---------------	---------

## 600 - POINT CLUB

7.	693	Cindy Haugejorde	1979-80
8.	656	Monika Czinano	2021-22
9.	650	Monika Czinano	2022-23
10.	628	Megan Gustafson	2016-17
11.	621	Michelle Edwards	1987-88
12.	614	Franthea Price	1989-90

## 500 - POINT CLUB

13.	578	Monika Czinano	2020-21
14.	577	Tangela Smith	1997-98
15.	565	Ally Disterhoft	2015-16
16.	564	Michelle Edwards	1986-87
17.	560	Ally Disterhoft	2016-17
18.	556	Crystal Smith	2004-05
19.	544	Kathleen Doyle	2019-20
20.	543	Jamie Cavey	2004-05
21.	539	Kristi Faulkner	2002-03
	539	Cindy Haugejorde	1978-79
23.	537	Jennie Lillis	2002-03
24.	523	Lindsey Meder	2000-01
25.	520	Jaime Printy	2010-11
26.	516	Lindsey Meder	1999-00
27.	512	Bethany Doolittle	2013-14
28.	510	Kate Martin	2023-24
29.	504	Amy Herrig	1998-99
30.	503	Melissa Dixon	2014-15
	503	Ally Disterhoft	2014-15
32.	501	Jaime Printy	2009-10

## 400 - POINT CLUB

33.	499	Crystal Smith	2005-06
34.	497	Shanda Berry	1988-89
35.	491	Lindsey Meder	2001-02
36.	490	Morgan Johnson	2012-13
37.	489	Hannah Stuelke	2023-24
38.	487	Jamie Cavey	2003-04

	487	Toni Foster	1992-93
40.	484	Cindy Haugejorde	1977-78
41.	481	Tiffany Gooden	1995-96
42.	480	Bethany Doolittle	2014-15
43.	477	Necole Tunsil	1993-94
	477	Samantha Logic	2013-14
45.	475	Toni Foster	1990-91
46.	474	Ally Disterhoft	2013-14
47.	473	Melissa Dixon	2013-14
48.	469	Kristi Faulkner	2003-04
	469	Kamille Wahlin	2009-10
50.	463	Jennie Lillis	2003-04
	463	Monika Czinano	2019-20
52.	461	Morgan Johnson	2011-12
53.	459	Franthea Price	1988-89
53.	456	Samantha Logic	2014-15
54.	450	Lisa Long	1986-87
55.	449	Shanda Berry	1987-88
56.	448	Toni Foster	1991-92
	448	Kachine Alexander	2010-11
58.	445	Jolette Law	1988-89
	445	Theairra Taylor	2013-14
60.	432	Kachine Alexander	2009-10
	432	Jaime Printy	2012-13
62.	430	Makenzie Meyer	2019-20
63.	429	Jennie Lillis	2001-02
64.	425	Kristi Smith	2007-08
65.	424	Jolette Law	1989-90
66.	423	Franthea Price	1987-88
67.	422	Kristi Smith	2008-09
	422	Tangela Smith	1995-96
69.	418	Tia Jackson	1992-93
70.	416	Lisa Becker	1983-84
71.	414	Megan Skouby	2005-06
72.	410	Randi Peterson	2000-01
73.	409	Robin Christian	1988-89
74.	402	Kristi Smith	2006-07
75.	401	Hannah Stewart	2018-19

## 300 - POINT CLUB

76.	398	Kamille Wahlin	2011-12
77.	395	Wendy Ausdemore	2008-09
78.	394	Cara Consuegra	1999-2000
77.	392	McKenna Warnock	2022-23
79.	388	Megan Skouby	2008-09
	388	Jaime Printy	2011-12
81.	381	Wendy Ausdemore	2006-07
82.	376	Lindsey Meder	1998-99
83.	372	Kamille Wahlin	2010-11
	372	Tania Davis	2018-19
85.	371	Jerica Watson	2001-02

## SINGLE-SEASON SCORING LEADERS

	371	Wendy Ausdemore	2007-08
87.	368	Kim Howard	1980-81
	368	Lisa Long	1984-85
	368	Michelle Edwards	1985-86
90.	365	Chase Coley	2015-16
91.	364	Cindy Haugejorde	1976-77
92.	360	Laurie Aaron	1992-93
93.	359	Johanna Solverson	2004-05
	359	Nadine Domond	1995-96
95.	357	Tia Jackson	1994-95
96.	352	Megan Gustafson	2015-16
	352	Lynn Kennedy	1985-86
98.	351	Diana Williams	1975-76
99.	350	Robin Anderson	1982-83
100.	349	Tiffany Gooden	1994-95
	349	McKenna Warnock	2020-21
102.	348	Tangela Smith	1996-97
	348	Kathleen Doyle	2018-19
104.	347	Cara Consuegra	2000-01
105.	344	Laurie Aaron	1991-92
106.	343	Megan Skouby	2006-07
107.	342	Cathy Marx	1993-94
	342	Melissa Dixon	2012-13
109.	339	Amy Herrig	1997-98
	339	Donna Freitag	1982-83
	339	Stephanie Schueler	1990-91
	339	Necole Tunsil	1992-93
114.	338	Lisa Becker	1984-85
115.	333	Jennie Lillis	2000-01
116.	332	Kathleen Doyle	2017-18
117.	330	Lisa Anderson	1981-82
	330	Nadine Domond	1997-98
119.	328	Johanna Solverson	2007-08
120.	327	Melinda Hippen	1981-82
121.	326	Robin Anderson	1980-81
	326	Sydney Affolter	2023-24
123.	324	Morgan Johnson	2010-11
124.	321	Stephanie Schueler	1989-90
	321	Samantha Logic	2012-13
126.	319	Kachine Alexander	2008-09
127.	318	Whitney Jennings	2015-16
	318	Angela Hamblin	1996-97
129.	313	Kathleen Doyle	2016-17
	313	Makenzie Meyer	2018-19
131.	309	Cara Consuegra	1998-99
132.	308	Whitney Jennings	2014-15
133.	306	Lisa Becker	1985-86
134.	301	Sue Beckwith	1979-80

## 200 - POINT CLUB

135.	298	Kim Howard	1981-82
------	-----	------------	---------



# IOWA WOMEN'S BASKETBALL

## SINGLE-SEASON SCORING LEADERS

136.	297	Kelly Krei _____	2009-10	163.	255	Leah Magner _____	2000-01	184.	224	Trisha Waugh _____	1990-91
	297	Morgan Johnson _____	2009-10	164.	251	Mary Berdo _____	2000-01		224	Robin Christian _____	1987-88
	297	McKenna Warnock _____	2021-22		251	Tangela Smith _____	1994-95	186.	222	Lynn Oberbillig _____	1977-78
139.	295	Theairra Taylor _____	2012-13		251	Necole Tunsil _____	1990-91		222	Lisa Anderson _____	1983-84
140.	294	Megan Skouby _____	2007-08		251	Tania Davis _____	2016-17		222	Virgie Dillingham _____	1993-94
	294	Lisa Anderson _____	1982-83	168.	249	Leah Magner _____	2001-02	189.	220	Jolynn Schneider _____	1987-88
142.	292	Samantha Logic _____	2011-12	169.	246	Franthea Price _____	1986-87	190.	218	Jane Heilskov _____	1979-80
143.	291	Kate Martin _____	2022-23	170.	245	Katie Abrahamson _____	1989-90	191.	216	Necole Tunsil _____	1991-92
144.	289	Nadine Domond _____	1996-97		245	Bethany Doolittle _____	2012-13	192.	214	April Calhoun _____	2002-03
145.	288	Amy Herrig _____	1996-97	172.	243	Kamille Wahlin _____	2008-09	193.	211	Kelly Krei _____	2011-12
146.	287	Kelly Krei _____	2010-11	173.	242	Krista VandeVenter _____	2004-05		211	Kate Martin _____	2020-21
147.	286	Chase Coley _____	2017-18	174.	241	Hannah Stuelke _____	2022-23	195.	209	Tia Jackson _____	1991-92
148.	285	Johanna Solverson _____	2002-03	175.	239	Randi Peterson _____	1998-99	196.	207	Tiffany Reedy _____	2005-06
149.	281	Mackenzie Meyer _____	2017-18		239	Tricia Blair _____	1986-87		207	Jenna Armstrong _____	2004-05
150.	275	Lisa Becker _____	1986-87		239	McKenna Warnock _____	2019-20	198.	206	Kristi Smith _____	2005-06
151.	274	Lisa Anderson _____	1980-81	178.	236	Gabbie Marshall _____	2022-23		206	Cyndi Gaude _____	1978-79
	273	Gabbie Marshall _____	2020-21	179.	235	Hannah Stewart _____	2017-18		206	Angela Hamblin _____	1995-96
153.	269	Alexis Sevillian _____	2017-18	180.	234	Kristi Faulkner _____	2001-02		206	Stacy Schlackohl _____	2007-08
154.	268	Tania Davis _____	2015-16	181.	233	Angie Lee _____	1981-82	202.	204	JoAnn Hamlin _____	2008-09
	268	Michelle Edwards _____	1984-85	182.	232	Makenzie Meyer _____	2016-17	203.	203	Gabbie Marshall _____	2021-22
156.	263	Alexa Kastanek _____	2015-16	183.	231	Melinda Hippen _____	1980-81	204.	202	Kim Howard _____	1979-80
	263	Lisa Long _____	1985-86		231	Lynn Kennedy _____	1984-85		202	LaTonya Tate _____	1991-92
158.	262	Robin Anderson _____	1984-85	185.	230	Gabbie Marshall _____	2023-24				
159.	259	Jolette Law _____	1987-88		230	Tiffany Gooden _____	1996-97				
160.	258	Krista VandeVenter _____	2005-06	181.	229	LaTonya Tate _____	1990-91				
161.	257	Sue Beckwith _____	1978-79		229	Kate Martin _____	2021-22				
162.	256	Angela Hamblin _____	1997-98	183.	225	Lynn Kennedy _____	1983-84				





## TEAM RECORDS

### Points

Game \_\_\_\_\_ 115 vs. Evansville, 11-10-2022  
 113 vs. Drake, 11-19-2023  
 CHA (Game) \_\_\_\_\_ 115 vs. Evansville, 11-10-2022  
 113 vs. Drake, 11-19-2023  
 Big Ten (Game) \_\_\_\_\_ 111 vs. Rutgers, 2-12-2023  
 111 vs. Penn State, 2-8-2024  
 Season \_\_\_\_\_ 3548, 2023-2024

### Field Goals Made

Game \_\_\_\_\_ 45 (45-70) vs. Drake, 11-19-2023  
 CHA (Game) \_\_\_\_\_ 45 (45-70) vs. Drake, 11-19-2023  
 43 (43-86) vs. Minnesota, 2-12-1988  
 43 (43-67) vs. Evansville, 11-10-2022  
 Big Ten (Game) \_\_\_\_\_ 43 (43-86) vs. Minnesota, 2-12-1988  
 43 (47-73) at Penn State, 1-25-2022  
 Season \_\_\_\_\_ 1260 (1260-2542), 2023-2024

### Field Goals Attempted

Game \_\_\_\_\_ 97 (33-97) vs. Iowa Wesleyan, 12-6-1977  
 CHA (Game) \_\_\_\_\_ 86 (43-86) vs. Minnesota, 2-12-1988  
 Big Ten (Game) \_\_\_\_\_ 86 (43-86) vs. Minnesota, 2-12-1988  
 Season \_\_\_\_\_ 2542 (1260-2542), 2023-2024

### Field Goal Percentage

Game \_\_\_\_\_ .698 (37-53) vs. NC Central, 12-14-2019  
 CHA (Game) \_\_\_\_\_ .698 (37-53) vs. NC Central, 12-14-2019  
 Big Ten (Game) \_\_\_\_\_ .667 (28-42) at Northwestern, 1-4-1987  
 Season \_\_\_\_\_ .515 (1085-2107), 2018-2019

### Free Throws Made

Game \_\_\_\_\_ 42 (42-50) vs. West Virginia, 11-25-2012  
 CHA (Game) \_\_\_\_\_ 33 (33-43) vs. Indiana State, 11-15-2006  
 33 (33-38) vs. Southern, 11-17-2021  
 Big Ten (Game) \_\_\_\_\_ 32 (32-43) vs. Penn State, 2-8-2024  
 32 (32-41) vs. Michigan State, 2-9-2017  
 Season \_\_\_\_\_ 602 (602-772) 2023-2024

### Free Throws Attempted

Game \_\_\_\_\_ 50 (42-50) vs. West Virginia, 11-25-2012  
 CHA (Game) \_\_\_\_\_ 43 (32-43) vs. Penn State, 2-8-2024  
 43 (33-43) vs. Indiana State, 11-15-2006  
 Big Ten (Game) \_\_\_\_\_ 43 (32-43) vs. Penn State, 2-8-2024  
 41 (32-41) vs. Michigan State, 2-9-2017  
 Season \_\_\_\_\_ 772 (602-772), 2023-2024

### Free Throw Percentage - Minimum 10 attempts

Game \_\_\_\_\_ 1.000 (17-17) vs. Northwestern, 1-6-2022  
 1.000 (16-16) vs. Columbia, 11-28-2010  
 1.000 (16-16) vs. Wisconsin, 1-19-2012  
 1.000 (16-16) at Minnesota, 2-15-2016

1.000 (15-15) vs. Northern Illinois, 11-15-2017

1.000 (15-15) vs. Iowa State, 12-5-2018

1.000 (14-14) vs. South Carolina (NCAA), 3-31-2023

1.000 (13-13) vs. Purdue, 3-1-1998

1.000 (13-13) at Ohio State, 2-21-2015

1.000 (10-10) vs. UNLV 11-13-2011

1.000 (10-10) vs. Northwestern, 3-3-2019

CHA (Game) \_\_\_\_\_ 1.000 (17-17) vs. Northwestern, 1-6-2022

1.000 (16-16) vs. Wisconsin, 1-19-2012

1.000 (15-15) vs. Northern Illinois, 11-15-2017

1.000 (15-15) vs. Iowa State, 12-5-2018

1.000 (10-10) vs. Northwestern, 3-3-2019

Big Ten (Game) \_\_\_\_\_ 1.000 (17-17) vs. Northwestern, 1-6-2022

1.000 (16-16) vs. Wisconsin, 1-19-2012

1.000 (16-16) at Minnesota, 2-15-2016

1.000 (13-13) at Ohio State, 2-21-2015

1.000 (10-10) vs. Northwestern, 3-3-2019

Season \_\_\_\_\_ .794 (446-562), 2011-2012

### 3-Pointers Made

Game \_\_\_\_\_ 22 (22-39) at Minnesota, 2-28-2024  
 20 (20-33) vs. FGCU (N), 11-25-2023  
 CHA (Game) \_\_\_\_\_ 18 (18-35) vs. Michigan, 2-15-2024  
 Big Ten (Game) \_\_\_\_\_ 22 (22-39) at Minnesota, 2-28-2024  
 Season \_\_\_\_\_ 426 (426-1132), 2023-24

### 3-Pointers Attempted

Game \_\_\_\_\_ 44 (15-44) vs. Penn State (BTT), 3-8-2024  
 40 (15-40) vs. Maryland (BTT), 3-4-2023  
 CHA (Game) \_\_\_\_\_ 37 (17-37) vs. Illinois, 2-25-2024  
 37 (15-37) vs. Wisconsin, 1-16-2024  
 Big Ten (Game) \_\_\_\_\_ 44 (15-44) vs. Penn State (BTT), 3-8-2024  
 40 (15-40) vs. Maryland (BTT), 3-4-2023  
 Season \_\_\_\_\_ 1132 (426-1132), 2023-2024

### Consecutive 3-Pointers Made

Game \_\_\_\_\_ 7 vs. Minnesota, 2-17-2008  
 7 at Northwestern, 1-29-2015

### Rebounds

Game \_\_\_\_\_ 69 vs. Northern Iowa, 11-26-2002  
 CHA (Game) \_\_\_\_\_ 69 vs. Northern Iowa, 11-26-2002  
 Big Ten (Game) \_\_\_\_\_ 61 vs. Wisconsin, 1-8-1993  
 Season \_\_\_\_\_ 1611, 2023-2024

### Assists

Game \_\_\_\_\_ 37 at Penn State, 1-25-2022  
 CHA (Game) \_\_\_\_\_ 36 vs. N. Carolina Central, 11-17-2018  
 Big Ten (Game) \_\_\_\_\_ 37 at Penn State, 1-25-2022  
 Season \_\_\_\_\_ 811, 2023-2024





# IOWA WOMEN'S BASKETBALL

## TEAM RECORDS

### Blocks

Game \_\_\_\_\_ 13 vs. Minnesota, 2-28-2010  
 CHA (Game) \_\_\_\_\_ 13 vs. Minnesota, 2-28-2010  
 Big Ten (Game) \_\_\_\_\_ 13 vs. Minnesota, 2-28-2010  
 Season \_\_\_\_\_ 189, 2012-2013

### Field Goal Percentage in a Half

Game \_\_\_\_\_ .739 (17-23) at Wisconsin, 3-2-2008

### Most First Half Points

Game \_\_\_\_\_ 64 vs. Drake, 11-19-2023  
 CHA (Game) \_\_\_\_\_ 64 vs. Drake, 11-19-2023  
 Big Ten (Game) \_\_\_\_\_ 61 vs. Ohio State (BTT), 3-5-2023

### Most First Half Points Allowed

Game \_\_\_\_\_ 68 at Maryland, 2-23-2021  
 CHA (Game) \_\_\_\_\_ 56 vs. Nebraska, 1-28-2018  
 Big Ten (Game) \_\_\_\_\_ 68 at Maryland, 2-23-2021

### Fewest First Half Points

Game \_\_\_\_\_ 13 at UW-Green Bay, 12-7-2006  
 \_\_\_\_\_ 13 at Iowa State, 12-5-2007  
 CHA (Game) \_\_\_\_\_ 18 vs. Wisconsin, 2-24-1984  
 Big Ten (Game) \_\_\_\_\_ 18 vs. Wisconsin, 2-24-1984  
 \_\_\_\_\_ 18 vs. Purdue, 3-3-1996

### Fewest First Half Points Allowed

Game \_\_\_\_\_ 10 vs. Massachusetts, 11-19-2016  
 CHA (Game) \_\_\_\_\_ 10 vs. Massachusetts, 11-19-2016  
 Big Ten (Game) \_\_\_\_\_ 11 vs. I Illinois, 3-1-1992  
 \_\_\_\_\_ 11 vs. Wisconsin, 2-16-2011

### Most Second Half Points

Game \_\_\_\_\_ 65 at Wisconsin, 12-31-2000  
 CHA (Game) \_\_\_\_\_ 60 vs. Syracuse, 12-5-2013  
 Big Ten (Game) \_\_\_\_\_ 65 at Wisconsin, 12-31-2000

### Most Second Half Points Allowed

Game \_\_\_\_\_ 60 vs. Notre Dame, 11-29-2018  
 CHA (Game) \_\_\_\_\_ 57 vs. Ohio State, 2-5-2004  
 Big Ten (Game) \_\_\_\_\_ 58 at Northwestern, 1-29-2015

### Fewest Second Half Points

Game \_\_\_\_\_ 16 at UConn, 3-18-2002  
 CHA (Game) \_\_\_\_\_ 18 vs. Ohio State, 2-3-1985  
 Big Ten (Game) \_\_\_\_\_ 17 at Ohio State, 2-4-2007  
 \_\_\_\_\_ 17 vs. Purdue, 2-11-1996  
 \_\_\_\_\_ 17 at Purdue, 2-19-2017

### Fewest Second Half Points Allowed

Game \_\_\_\_\_ 10 vs. James Madison, 11-26-1994  
 CHA (Game) \_\_\_\_\_ 10 vs. James Madison, 11-26-1994  
 Big Ten (Game) \_\_\_\_\_ 13 vs. Wisconsin, 1-26-1986

### Fewest Points Allowed

Game \_\_\_\_\_ 23 vs. Cornell, 1-31-1975  
 CHA (Game) \_\_\_\_\_ 30 vs. James Madison, 11-26-1994  
 Big Ten (Game) \_\_\_\_\_ 32 vs. Wisconsin, 1-26-1986

### Winning Streaks

All Games \_\_\_\_\_ 22, 1987-1988  
 Big Ten Games \_\_\_\_\_ 23, 1987-1988  
 Home Games \_\_\_\_\_ 46, 1986-1990  
 Big Ten Home Games \_\_\_\_\_ 41, 1985-1990  
 Away Games \_\_\_\_\_ 12, 1987-1988  
 Big Ten Away Games \_\_\_\_\_ 8, 1989-1990  
 \_\_\_\_\_ 8, 1995-1996  
 \_\_\_\_\_ 8, 2021-2022

### Losing Streaks

All Games \_\_\_\_\_ 7, 1975-76, 1982-1983, 1998-1999  
 Big Ten Games \_\_\_\_\_ 8, 1982-1983  
 Home Games \_\_\_\_\_ 4, 1975-1976 and 1981-1982  
 Big Ten Home Games \_\_\_\_\_ 4, 1981-1982  
 Away Games \_\_\_\_\_ 10, 1982-1983  
 Big Ten Away Games \_\_\_\_\_ 9, 1982-1983



## QUARTER RECORDS - TEAM

### Points

1.	38	vs. UNI (3rd Qtr)	11/25/2020
	38	at Drake (4th Qtr)	12/2/2020
3.	37	at Minnesota (3rd Qtr)	1/20/2022
	37	vs. Rutgers (3rd Qtr)	2/12/2023
5.	36	at Michigan (4th Qtr)	2/6/2022
6.	35	at Illinois (1st Qtr)	1/3/2021
	35	vs. Evansville (3rd Qtr)	11/10/2022
	35	vs. Ohio State (B1G/2nd Qtr)	3/5/2023

### Field Goals Made

1.	15	vs. Penn State (1st Qtr)	1/14/2023
2.	14	vs. Florida State (1st Qtr)	11/29/2017
3.	13	vs. Evansville (3rd Qtr)	1/2/2022
	13	at Minnesota (3rd Qtr)	1/20/2022
	13	at Wisconsin (3rd Qtr)	2/3/2022
	13	at Michigan (4th Qtr)	2/6/2022
	13	vs. Michigan (2nd Qtr)	2/27/2022
	13	vs. Towson (4th Qtr)	11/29/2019
	13	vs. Rutgers (3rd Qtr)	2/12/2023

### Field Goal Attempts

1.	24	vs. Nebraska (4th Qtr)	1/28/2018
2.	23	at Illinois (3rd Qtr)	1/3/2021
3.	22	vs. Evansville (3rd Qtr)	1/2/2022
	22	at Penn State (1st Qtr)	1/25/2022
	22	vs. Western Illinois (1st Qtr)	12/22/2020
	22	vs. NC Central (2nd Qtr)	11/17/2018
	22	at North Dakota (1st Qtr)	11/16/2016

### 3-Point Field Goals Made

1.	7	at Illinois (1st Qtr)	1/3/2021
	7	vs. Minnesota (3rd Qtr)	1/6/2021
	7	at Maryland (1st Qtr)	2/23/2021
4.	6	vs. UNI (3rd Qtr)	11/25/2020
	6	vs. Iowa State (4th Qtr)	12/9/2020
	6	vs. Penn State (3rd Qtr)	2/18/2021
	6	vs. Michigan (3rd Qtr)	2/25/2021
	6	vs. Cincinnati (4th Qtr)	11/27/2019
	6	at Illinois (1st Qtr)	1/20/2019
	6	at Indiana (1st Qtr)	2/21/2019
	6	vs. Rutgers (3rd Qtr)	2/12/2023
	6	at Wisconsin (4th Qtr)	12/04/2022
	6	vs. Louisville (NCAA/3rd Qtr)	3/26/2023

### 3-Point Field Goals Attempted

1.	13	vs. Louisville (NCAA/1st Qtr)	3/26/2023
	12	at UNI (4th Qtr)	11/14/2021
	12	at Illinois (1st Qtr)	1/3/2021
3.	11	at Maryland (1st Qtr)	2/23/2021
	11	at Wisconsin (2nd Qtr)	2/28/2021
	11	vs. UConn (3rd Qtr)	11/27/2022

### Free Throws Made

1.	16	at Purdue (4th Qtr)	1/13/2022
2.	15	vs. Southern (1st Qtr)	11/17/2021
3.	14	at Drake (4th Qtr)	12/2/2020
4.	13	at Michigan State (4th Qtr)	12/12/2020
	13	vs. Purdue (4th Qtr)	3/10/2021
	13	vs. Minnesota (4th Qtr)	2/4/2018

### Free Throws Attempted

1.	18	at Drake (4th Qtr)	12/2/2020
2.	17	at Purdue (4th Qtr)	1/13/2022
	17	vs. Florida Atlantic (4th Qtr)	11/7/2019
4.	16	vs. Southern (1st Qtr)	11/17/2021
	16	at Purdue (4th Qtr)	2/9/2020
	16	vs. Rutgers (4th Qtr)	1/23/2019
	16	vs. Washington State (4th Qtr)	3/26/2017

### Total Rebounds

1.	19	vs. NC Central (2nd Qtr)	11/17/2018
	19	vs. Morgan State (4th Qtr)	11/22/2017
3.	18	at Minnesota (4th Qtr)	1/20/2022
	18	vs. Kent State (2nd Qtr)	12/20/2016
5.	17	vs. Southern (3rd Qtr)	11/17/2021
	17	at Illinois (1st Qtr)	1/3/2021
	17	vs. Ohio State (2nd Qtr)	1/13/2021
	17	vs. Oral Roberts (3rd Qtr)	11/11/2016
	17	vs. Hampton (3rd Qtr)	11/13/2016
	17	vs. Northwestern (1st Qtr)	2/16/2017

### Assists

1.	12	vs. Florida State (1st Qtr)	11/29/2017
2.	11	vs. Penn State (2nd Qtr)	2/8/2018
3.	10	vs. Samford (1st Qtr)	11/11/2021
	10	at Penn State (1st Qtr)	1/25/2022
	10	at Penn State (4th Qtr)	1/25/2022
	10	vs. Illinois (1st Qtr)	12/31/2019
	10	at Northwestern (4th Qtr)	1/5/2020
	10	at Drake (1st Qtr)	12/21/2018
	10	at Ohio State (3rd Qtr)	2/20/2019
	10	vs. Maryland (2nd Qtr)	1/14/2017

### Blocks

1.	7	vs. UNI (1st Qtr)	12/4/2016
	6	vs. Nebraska (1st Qtr)	3/5/2022
3.	5	at Iowa State (1st Qtr)	12/8/2021
	5	at Iowa State (1st Qtr)	12/12/2019
	5	vs. Maryland (4th Qtr)	1/10/2020
	5	at Penn State (4th Qtr)	2/3/2019
	5	vs. Drake (1st Qtr)	12/21/2017
	5	at Maryland (3rd Qtr)	1/4/2018

### Steals

1.	6	vs. Western Illinois (2nd Qtr)	12/22/2020
	6	vs. Washington (4th Qtr)	11/30/2019
	6	at Minnesota (3rd Qtr)	1/14/2019
	6	vs. Nebraska (4th Qtr)	1/28/2018
	6	vs. James Madison (4th Qtr)	11/25/2016



# IOWA WOMEN'S BASKETBALL

## QUARTER RECORDS - INDIVIDUAL

### Points

1.	25	Caitlin Clark (4th Qtr, at Michigan)	2/6/2022
2.	23	Caitlin Clark (1st Qtr, vs. Michigan)	2/15/2024
3.	19	Hannah Stuelke (4th Qtr, vs. Penn State)	2/8/2024
	19	Caitlin Clark (4th Qtr, vs. Nebraska)	3/6/2021
	19	Megan Gustafson (4th Qtr, at Drake)	12/21/2018

### Field Goals Made

1.	8	Caitlin Clark (4th Qtr, at Michigan)	2/6/2022
	8	Megan Gustafson (4th Qtr, vs. W. Michigan)	11/23/2018
3.	7	Megan Gustafson (4th Qtr, vs. Purdue)	1/13/2018
	7	Megan Gustafson (4th Qtr, at Drake)	12/21/2018
	7	Megan Gustafson (3rd Qtr, at Ohio State)	2/10/2019

### Field Goal Attempts

1.	11	Megan Gustafson (4th Qtr, vs. Purdue)	1/13/2018
2.	10	Caitlin Clark (3rd Qtr, at Duke)	12/2/2021
	10	Caitlin Clark (4th Qtr, at Michigan)	2/6/2022
4.	9	Caitlin Clark (1st Qtr, vs. Wisconsin)	12/5/2020
	9	Caitlin Clark (4th Qtr, vs. Iowa State)	12/9/2020
	9	Caitlin Clark (3rd Qtr, vs. Evansville)	1/2/2022
	9	Caitlin Clark (1st Qtr, vs. Ohio State)	1/31/2022
	9	Megan Gustafson (1st Qtr, at Nebraska)	1/16/2018
	9	Megan Gustafson (3rd Qtr, vs. Northwestern)	3/2/2017
	9	Megan Gustafson (4th Qtr, vs. West Virginia)	11/23/2018
	9	Megan Gustafson (1st Qtr, vs. Michigan State)	2/7/2019
	9	Megan Gustafson (3rd Qtr, at Ohio State)	2/10/2019
	9	Megan Gustafson (2nd Qtr, vs. Maryland)	3/10/2019

### 3-Point Field Goals Made

1.	5	Caitlin Clark (1st Qtr, vs. Michigan)	2/15/2024
2.	4	Caitlin Clark (4th Qtr, vs. Iowa State)	12/9/2020
	4	McKenna Warnock (1st Qtr, vs. Rutgers)	12/31/2020
	4	Caitlin Clark (3rd Qtr, vs. Minnesota)	1/6/2021
	4	Caitlin Clark (1st Qtr, at Maryland)	2/23/2021
	4	Caitlin Clark (2nd Qtr, at Maryland)	2/23/2021
	4	Gabbie Marshall (2nd Qtr, vs. Rutgers)	3/11/2021
	4	Caitlin Clark (4th Qtr, at Michigan)	2/6/2022
	4	Caitlin Clark (3rd Qtr, vs. Michigan)	2/27/2022
	4	Caitlin Clark (2nd Qtr, vs. Northwestern)	3/4/2022

### 3-Point Field Goals Attempted

1.	7	Caitlin Clark (1st Qtr, vs. Michigan)	2/15/2024
	7	Caitlin Clark (1st Qtr, at Maryland)	2/23/2021
3.	6	Caitlin Clark (4th Qtr, vs. Iowa State)	12/9/2020
	6	Caitlin Clark (4th Qtr, vs. Northwestern)	1/28/2021
	6	Caitlin Clark (4th Qtr, at UNI)	11/14/2021
	6	Caitlin Clark (3rd Qtr, at Duke)	12/2/2021
	6	Alexis Sevellian (1st Qtr, vs. Michigan)	12/31/2017

### Free Throws Made

1.	9	Caitlin Clark (1st Qtr, vs. Southern)	11/17/2021
2.	8	McKenna Warnock (4th Qtr, at Drake)	12/2/2020
	8	Caitlin Clark (4th Qtr, at Nebraska)	2/11/2021
	8	Caitlin Clark (4th Qtr, at Purdue)	1/13/2022
	8	Kathleen Doyle (4th Qtr, at Iowa State)	12/12/2019
	8	Ally Disterhoft (4th Qtr, vs. Washington State)	3/26/2017
	8	Megan Gustafson (4th Qtr, vs. IUPUI)	12/8/2018

### Free Throws Attempted

1.	11	Hannah Stuelke (4th Qtr, vs. Penn State)	2/8/2024
	10	McKenna Warnock (4th Qtr, at Drake)	12/2/2020
	10	Caitlin Clark (1st Qtr, vs. Southern )	11/17/2021

10	Kathleen Doyle (4th Qtr, at Nebraska)	12/28/2019
10	Ally Disterhoft (4th Qtr, vs. Washington State)	3/26/2017
10	Megan Gustafson (4th Qtr, vs. IUPUI)	12/8/2018

### Total Rebounds

1.	9	Megan Gustafson (3rd Qtr, vs. Maryland)	2/17/2019
2.	8	Megan Gustafson (1st Qtr, vs. UNI)	12/16/2018
	8	Megan Gustafson (1st Qtr, vs. Illinois)	2/14/2019

### Assists

1.	7	Caitlin Clark (2nd Qtr, at Nebraska)	1/9/2022
2.	6	Caitlin Clark (3rd Qtr, at Nebraska)	2/11/2021
	6	Caitlin Clark (3rd Qtr, at Wisconsin)	2/28/2021
	6	Caitlin Clark (1st Qtr, at Penn State)	1/25/2022
	6	Kathleen Doyle (2nd Qtr, vs. Nebraska)	2/7/2020
	6	Kathleen Doyle (1st Qtr, at Michigan State)	2/1/2018
	6	Mackenzie Meyer (4th Qtr, at Nebraska)	2/25/2019

### Blocks

1.	4	Amanda Ollinger (4th Qtr, vs. Maryland)	1/10/2020
2.	3	Addy O'Grady (1st Qtr, vs. Nebraska)	3/5/2022
	3	Amanda Ollinger (2nd Qtr, vs. Towson)	11/28/2019
	3	Amanda Ollinger (1st Qtr, at Iowa State)	12/12/2019
	3	Amanda Ollinger (3rd Qtr, vs. Ohio State)	1/24/2020
	3	Amanda Ollinger (2nd Qtr, at Penn State)	1/31/2020
	3	Megan Gustafson (Overtime, vs. W. Kentucky)	11/11/2017
	3	Megan Gustafson (3rd Qtr, at Maryland)	1/4/2018
	3	Megan Gustafson (4th Qtr, vs. Nebraska)	1/28/2018
	3	Megan Gustafson (4th Qtr, at Penn State)	2/3/2019
	3	Megan Gustafson (1st Qtr, vs. Indiana)	3/8/2019
	3	Megan Gustafson (2nd Qtr, vs. Rutgers)	3/9/2019

### Steals

1.	4	Hannah Stewart (2nd Qtr, vs. W. Michigan)	11/19/2017
	4	Kathleen Doyle (1st Qtr, at Michigan)	2/1/2019
3.	3	Gabbie Marshall (1st Qtr, vs. Wisconsin)	12/5/2020
	3	Gabbie Marshall (1st Qtr, vs. W. Michigan)	12/22/2020
	3	Gabbie Marshall (3rd Qtr, at Minnesota)	1/20/2022
	3	Gabbie Marshall (3rd Qtr, vs. Illinois)	1/23/2022
	3	Caitlin Clark (1st Qtr, at Rutgers)	2/24/2022
	3	Makenzie Meyer (2nd Qtr, vs. Clemson)	12/5/2019
	3	Alexis Sevellian (4th Qtr, vs. Clemson)	12/5/2019
	3	Kathleen Doyle (4th Qtr, vs. Michigan State)	1/26/2020
	3	Kathleen Doyle (2nd Qtr, vs. Ohio State)	3/6/2020
	3	Kathleen Doyle (3rd Qtr, vs. Massachusetts)	11/19/2016
	3	Kathleen Doyle (3rd Qtr, vs. UCLA)	11/24/2016
	3	Kathleen Doyle (3rd Qtr, at Drake)	12/21/2018
	3	Kathleen Doyle (3rd Qtr, vs. Maryland)	3/10/2019
	3	Kathleen Doyle (4th Qtr, vs. Baylor)	4/1/2019





## FRESHMAN SINGLE-SEASON LEADERS

### Scoring

1.	Caitlin Clark (2020-21)	799
2.	Jaime Printy (2009-10)	501
3.	Ally Disterhoft (2013-14)	474
4.	Lisa Becker (1983-84)	416
5.	Megan Skouby (2005-06)	414
6.	Lindsey Meder (1998-99)	376
7.	Cindy Haugejorde (1976-77)	364
8.	Megan Gustafson (2015-16)	352
9.	Diana Williams (1975-76)	351
10.	Tiffany Gooden (1994-95)	349

### Blocks

1.	Morgan Johnson (2009-10)	79
2.	Tangela Smith (1994-95)	73
3.	Megan Gustafson (2015-16)	58
4.	Megan Skouby (2005-06)	47
5.	Addison O'Grady (2021-22)	26
6.	Jennie Lillis (2000-01)	22
7.	Bethany Doolittle (2011-12)	19
8.	Toni Foster (1989-90)	18

### 3-Pointers Made

1.	Caitlin Clark (2020-21)	116
2.	Jaime Printy (2009-10)	82
3.	Alexis Sevillian (2017-18)	59
4.	Lindsey Meder (1998-99)	49
5.	Makenzie Meyer (2016-17)	42
6.	Whitney Jennings (2014-15)	36
7.	Melissa Dixon (2011-12)	35
8.	Gabbie Marshall (2019-20)	34
9.	Ally Disterhoft (2013-14)	33
10.	Johanna Solverson (2002-03)	30

### Rebounding


1.	Krista VandeVenter (2004-05)	252
2.	Cindy Haugejorde (1976-77)	237
3.	Ally Disterhoft (2013-14)	229
4.	Megan Gustafson (2015-16)	225
5.	Samantha Logic (2011-12)	220
6.	Morgan Johnson (2009-10)	217
7.	Caitlin Clark (2020-21)	177
8.	Jennie Lillis (2000-01)	173
9.	Lynn Kennedy (1983-84)	152
10.	Hannah Stuelke (2022-23)	144

### Assists

1.	Caitlin Clark (2020-21)	214
2.	Kathleen Doyle (2016-17)	148
3.	Samantha Logic (2011-12)	136
4.	Tania Davis (2015-16)	111
5.	Jaime Printy (2009-10)	99
6.	Cara Consuegra (1997-98)	94
7.	Whitney Jennings (2014-15)	92
8.	Kamille Wahlin (2008-09)	87
9.	Kristi Smith (2005-06)	82
10.	Necole Tunsil (1990-91)	78

### Steals

1.	Kathleen Doyle (2016-17)	71
2.	Johanna Solverson (2002-03)	57
3.	Lynn Kennedy (1983-84)	39
4.	Caitlin Clark (2020-21)	38
5.	Tania Davis (2015-16)	37
6.	Krista VandeVenter (2004-05)	36
7.	Whitney Jennings (2014-15)	35
8.	Jennie Lillis (2000-01)	34
9.	Necole Tunsil (1990-91)	33





# IOWA WOMEN'S BASKETBALL

## SOPHOMORE SINGLE-SEASON LEADERS

### Scoring

1.	Caitlin Clark (2021-22)	863
2.	Megan Gustafson (2016-17)	628
3.	Kristi Faulkner (2002-03)	539
4.	Jaime Printy (2010-11)	520
5.	Lindsey Meder (1999-00)	516
6.	Ally Disterhoft (2014-15)	503
7.	Hannah Stuelke (2023-24)	489
8.	Cindy Haugejorde (1977-78)	484
9.	Tiffany Gooden (1995-96)	481
10.	Toni Foster (1990-91)	475

### Blocks

1.	Morgan Johnson (2010-11)	76
2.	Tangela Smith (1996-97)	69
3.	Bethany Doolittle (2012-13)	59
4.	Megan Gustafson (2016-17)	45
4.	Toni Foster (1990-91)	40
5.	Chase Coley (2015-16)	37
	Megan Skouby (2006-07)	37
7.	JoAnn Hamlin (2007-08)	23

### 3-Pointers Made

1.	Caitlin Clark (2021-22)	91
2.	Kamille Wahlin (2009-10)	84
3.	Melissa Dixon (2012-13)	78
4.	Jaime Printy (2010-11)	70
5.	Wendy Ausdemore (2006-07)	62
6.	Lindsey Meder (1999-00)	60
7.	Gabbie Marshall (2020-21)	57
8.	Kelly Krei (2009-10)	55

### Rebounding

1.	Megan Gustafson (2016-17)	343
2.	Cindy Haugejorde (1977-78)	300
3.	Kachine Alexander (2008-09)	282
4.	Lisa Long (1984-85)	267
5.	Caitlin Clark (2021-22)	256
6.	Toni Foster (1990-91)	247
7.	Krista VandeVenter (2005-06)	237
8.	Hannah Stuelke (2023-24)	230

### Assists

1.	Caitlin Clark (2021-22)	257
2.	Samantha Logic (2012-13)	217
3.	Kathleen Doyle (2017-18)	199
4.	Cara Consuegra (1998-99)	153
	April Calhoun (2002-03)	153
6.	Kachine Alexander (2008-09)	121
	Kristi Smith (2006-07)	121
8.	Kate Martin (2020-21)	120
9.	Mackenzie Meyer (2017-18)	111
10.	Steph Schueler (1988-89)	105

### Steals

1.	Samantha Logic (2012-13)	62
2.	Krista VandeVenter (2005-06)	61
3.	Gabbie Marshall (2020-21)	57
4.	Toni Foster (1990-91)	56
5.	Karen Clayton (1993-94)	55
6.	Nadine Domond (1995-96)	49
	Crystal Smith (2003-04)	49
	Kristi Smith (2006-07)	49





## JUNIOR SINGLE-SEASON LEADERS

### Scoring

1.	Caitlin Clark (2022-23)	1,055
2.	Megan Gustafson (2017-18)	823
3.	Monika Czinano (2020-21)	578
4.	Ally Disterhoft (2015-16)	565
5.	Michelle Edwards (1986-87)	564
6.	Crystal Smith (2004-05)	556
7.	Kristi Faulkner (2002-03)	539
	Cindy Haugejorde (1978-79)	539
9.	Jennie Lillis (2002-03)	537
10.	Lindsey Meder (2000-01)	523

### Blocks

1.	Bethany Doolittle (2013-14)	106
2.	Morgan Johnson (2011-12)	70
3.	Megan Gustafson (2017-18)	66
4.	Toni Foster (1991-92)	47
5.	Jennie Lillis (2002-03)	40
6.	Tangela Smith (1996-97)	39
7.	Ally Disterhoft (2015-16)	28
	Lisa Becker (1985-86)	28

### 3-Pointers Made

1.	Caitlin Clark (2022-23)	140
2.	Melissa Dixon (2013-14)	97
3.	Wendy Ausdemore (2007-08)	78
4.	Lindsey Meder (2000-01)	68
5.	Makenzie Meyer (2018-19)	62
6.	Alexa Kastanek (2015-16)	56
7.	Kamille Wahlin (2009-10)	55
8.	Kelly Krei (2009-10)	54
9.	Kristi Smith (2007-08)	53

### Rebounding

1.	Megan Gustafson (2017-18)	411
2.	Kachine Alexander (2009-10)	281
3.	Caitlin Clark (2022-23)	270
4.	Shanda Berry (1987-88)	263
5.	Sydney Affolter (2023-24)	251
6.	Toni Foster (1991-92)	243
7.	Lisa Long (1985-86)	240
8.	Jennie Lillis (2002-03)	239

### Assists

1.	Caitlin Clark (2022-23)	327
2.	Samantha Logic (2013-14)	269
3.	Cara Consuegra (1999-00)	138

4.	Johanna Solverson (2004-05)	136
5.	Nadine Domond (1996-97)	135
6.	Jolette Law (1988-89)	132
7.	Laurie Aaron (1991-92)	123
	Michelle Edwards (1986-87)	123

### Steals

1.	Laurie Aaron (1991-92)	101
2.	Franthea Price (1988-89)	95
3.	Shanda Berry (1988-89)	89
4.	Samantha Logic (2013-14)	88
5.	Crystal Smith (2004-05)	80
6.	Michelle Edwards (1986-87)	70
	Johanna Solverson (2004-05)	70







# IOWA WOMEN'S BASKETBALL

## SENIOR SINGLE-SEASON LEADERS

### Scoring

1.	Caitlin Clark (2023-24)	1,234
2.	Megan Gustafson (2018-19)	1,001
3.	Cindy Haugejorde (1979-80)	672
4.	Monika Czinano (2021-22)	656
5.	Monika Czianao (2022-23)	650
6.	Michelle Edwards (1987-88)	621
7.	Franthea Price (1989-90)	614
8.	Tangela Smith (1997-98)	577
9.	Ally Disterhoft (2016-17)	560
10.	Kathleen Doyle (2019-20)	544

### Blocks

1.	Bethany Doolittle (2014-15)	94
2.	Morgan Johnson (2012-13)	68
3.	Megan Gustafson (2018-19)	63
4.	Jerica Watson (2001-02)	59
5.	Jamie Cavey (2004-05)	58
6.	Tangela Smith (1997-98)	54
	Amanda Ollinger (2019-20)	54
8.	Megan Skouby (2008-09)	46
9.	Toni Foster (1992-93)	40
10.	Cathy Marx (1993-94)	40

### 3-Pointers Made

1.	Caitlin Clark (2023-24)	201
2.	Melissa Dixon (2014-15)	124
3.	Lindsey Meder (2001-02)	84
4.	Makenzie Meyer (2019-20)	77
5.	Kristi Smith (2008-09)	65
	Gabbie Marshall (2023-24)	65
7.	Kamille Wahlin (2011-12)	64
8.	Wendy Ausdemore (2008-09)	61
9.	Gabbie Marshall (2022-23)	58
	McKenna Warnock (2022-23)	58

### Rebounding

1.	Megan Gustafson (2018-19)	481
2.	Amy Herrig (1998-99)	306
3.	Cindy Haugejorde (1979-80)	295
	Kachine Alexander (2010-11)	295
5.	Caitlin Clark (2023-24)	287
6.	Lisa Long (1986-87)	282
7.	Shanda Berry (1988-89)	276
8.	Kate Martin (2023-24)	265

### Assists

1.	Caitlin Clark (2023-24)	346
2.	Samantha Logic (2014-15)	276
3.	Cara Consuegra (2000-01)	191
4.	Kathleen Doyle (2019-20)	189

5.	Tania Davis (2018-19)	162
6.	Michelle Edwards (1987-88)	140
7.	Karen Clayton (1995-96)	136
	Kate Martin (2022-23)	136
9.	Lisa Anderson (1983-84)	128

### Steals

1.	Laurie Aaron (1992-93)	122
2.	Michelle Edwards (1987-88)	89
3.	Franthea Price (1989-90)	84
4.	Steph Schueler (1990-91)	76
5.	Jerica Watson (2001-02)	72
6.	Caitlin Clark (2023-24)	68
7.	Gabbie Marshall (2022-23)	62





## CAREER LEADERS

### SCORING

Rank	Pts.	Player	Years
1.	3951	Caitlin Clark	2023-24
2.	2804	Megan Gustafson	2015-19
3.	2413	Monika Czinano	2018-23
4.	2102	Ally Disterhoft	2013-17
5.	2059	Cindy Haugejorde	1976-80
6.	1906	Lindsey Meder	1998-2002
7.	1841	Jaime Printy	2010-13
8.	1821	Michelle Edwards	1984-88
9.	1762	Jennie Lillis	2000-04
10.	1742	Franthea Price	1986-90
11.	1606	Toni Foster	1989-93
12.	1598	Tangela Smith	1994-98
13.	1582	Morgan Johnson	2010-13
14.	1546	Samantha Logic	2012-15
15.	1537	Kathleen Doyle	2016-20
16.	1483	Kamille Wahlin	2009-12
17.	1480	Melissa Dixon	2012-15
18.	1455	Kristi Smith	2005-09
19.	1439	Megan Skouby	2005-09
20.	1353	Bethany Doolittle	2012-15
21.	1343	Wendy Ausdemore	2005-09
22.	1335	Lisa Becker	1983-87
23.	1319	Amy Herrig	1995-99
24.	1299	Kate Martin	2019-24
25.	1283	Necole Tunsil	1990-94
26.	1277	McKenna Warnock	2019-23
27.	1265	Jamie Cavey	2001-05
28.	1256	Makenzie Meyer	2016-20
29.	1242	Kristi Faulkner	2001-04
30.	1239	Kachine Alexander	2008-11
31.	1230	Lisa Long	1983-87
32.	1193	Crystal Smith	2002-06
33.	1160	Tia Jackson	1990-95
34.	1147	Cara Consuegra	1997-2001
35.	1137	Jolette Law	1986-90
36.	1130	Johanna Solverson	2002-05, 08
37.	1129	Lisa Anderson	1980-84
38.	1100	Shanda Berry	1985-89
39.	1048	Kim Howard	1978-82
40.	1046	Robin Anderson	1980-85
41.	1024	Tiffany Gooden	1994-98
42.	1007	Tania Davis	2015-19

### STEALS

Rank	Stls.	Player	Years
1.	321	Franthea Price	1986-90
2.	260	Samantha Logic	2012-15
3.	248	Laurie Aaron	1989-93
4.	238	Kathleen Doyle	2016-20
5.	235	Michelle Edwards	1984-88
	235	Gabbie Marshall	2019-2024
7.	222	Steph Schueler	1987-91
8.	213	Crystal Smith	2002-06
9.	210	Caitlin Clark	2023-24
10.	205	Jolette Law	1986-90
11.	192	Johanna Solverson	2002-05, 2007-08
12.	190	Jennie Lillis	2000-04
13.	177	Nadine Domond	1994-98
	177	Lisa Anderson	1980-84
15.	168	Tia Jackson	1990-95
16.	167	Toni Foster	1989-93
17.	166	Cara Consuegra	1997-2001

### REBOUNTING (500 OR MORE)

Rank	Reb.	Player	Years
1.	1460	Megan Gustafson	2015-19
2.	1067	Cindy Haugejorde	1976-80
3.	990	Caitlin Clark	2020-24
4.	922	Samantha Logic	2012-15
5.	910	Kachine Alexander	2008-11
6.	887	Toni Foster	1989-93
7.	886	Morgan Johnson	2010-13
8.	859	Tangela Smith	1994-98
9.	848	Lisa Long	1983-87
10.	827	Jennie Lillis	2000-04
11.	792	Krista VandeVenter	2004-08
12.	789	Amy Herrig	1995-99
13.	788	Ally Disterhoft	2013-17
14.	787	Monika Czinano	2018-23
15.	756	Kate Martin	2019-24
16.	755	McKenna Warnock	2019-23
17.	745	Randi Peterson	1997-2001
18.	726	Franthea Price	1986-90
19.	691	Lisa Becker	1983-87
20.	653	Shanda Berry	1986-89
21.	650	Bethany Doolittle	2012-15
22.	615	Kachine Alexander	2008-11
23.	614	Lynn Kennedy	1983-87
24.	570	Johanna Solverson	2002-05, 2008
25.	564	Necole Tunsil	1990-94
26.	561	Kelly Krei	2009-12
27.	559	Chase Coley	2014-18
28.	536	Kim Howard	1978-82
29.	518	Megan Skouby	2005-09
30.	507	Tia Jackson	1990-95



# IOWA WOMEN'S BASKETBALL

## CAREER LEADERS

31.	506	Jamie Cavey	2001-05
	506	Amanda Ollinger	2016-20

## ASSISTS

Rank	Ast.	Player	Years
1.	1144	Caitlin Clark	2020-24
2.	898	Samantha Logic	2012-15
3.	706	Kathleen Doyle	2016-20
4.	576	Cara Consuegra	1997-2001
5.	473	Kate Martin	2019-24
6.	431	Michelle Edwards	1984-88
	431	Tania Davis	2015-19
8.	427	Kamille Wahlin	2009-12
9.	412	Kristi Smith	2005-09
	412	Jaime Printy	2010-13
11.	391	Johanna Solverson	2002-05
12.	387	Franthea Price	1986-90
13.	367	Steph Schueler	1987-91
14.	357	Nadine Domond	1994-98
15.	353	Jolette Law	1986-90
16.	339	Kachine Alexander	2008-11
17.	322	Lisa Anderson	1980-84
18.	313	Ally Disterhoft	2013-17
19.	297	Jennie Lillis	2000-04
20.	287	McKenn Warnock	2019-23
21.	280	Tricia Blair	1983-87
22.	279	Gabbie Marshall	2019-24
	279	Laurie Aaron	1989-93
	279	Necole Tunsil	1990-94
25.	262	Leah Magner	1998-02

## 3-POINT FIELD GOALS MADE

Rank	3-pters	Player	Years
1.	548	Caitlin Clark	2020-24
2.	334	Melissa Dixon	2012-15
3.	261	Lindsey Meder	1998-2002
	258	Gabbie Marshall	2019-24
5.	252	Jaime Printy	2010-13
6.	232	Makenzie Meyer	2016-20
7.	231	Kamille Wahlin	2009-12
8.	221	Wendy Ausdemore	2005-09
9.	185	Kristi Smith	2005-09
10.	180	McKenna Warnock	2019-23
11.	162	Kelly Krei	2009-12
	162	Ally Disterhoft	2013-17
13.	156	Leah Magner	1998-2002
	149	Kate Martin	2019-24
15.	138	Kristi Faulkner	2001-04
16.	126	Tania Davis	2015-19
17.	125	Johanna Solverson	2002-05, 2008
18.	118	Nadine Domond	1994-98

19.	116	Crystal Smith	2002-06
-----	-----	---------------	---------

## BLOCKS

Rank	Blks.	Player	Years
1.	293	Morgan Johnson	2010-13
2.	278	Bethany Doolittle	2012-15
3.	235	Tangela Smith	1994-98
4.	232	Megan Gustafson	2015-19
5.	153	Megan Skouby	2005-09
6.	145	Toni Foster	1989-93
7.	114	Jennie Lillis	2002-03
8.	94	Jamie Cavey	2001-05
9.	88	Chase Coley	2014-18
10.	86	Cathy Marx	1990-94
11.	83	Lisa Becker	1983-87
12.	82	Jerica Watson	1998-2002
	82	Amanda Ollinger	2016-20
14.	78	Lisa Long	1983-87
	78	Ally Disterhoft	2013-17
16.	74	Caitlin Clark	2020-2024
17.	70	Kate Martin	2019-24

## TRIPLE-DOUBLES

Player	[Pts-Reb-Ast]	Opponent
Cara Consuegra	17-10-10	at Indiana (2-3-2000)
Kachine Alexander	10-11-12	vs. N'western (1-18-2009)
Kachine Alexander	26-21-10	vs. Penn State (2-1-2009)
Samantha Logic	13-11-11	vs. Michigan (2-26-2012)
Samantha Logic	12-17-10	vs. Drake (12-21-2013)
Samantha Logic	14-11-10	at Penn State (2-6-2014)
Samantha Logic	18-10-11	at Purdue (2-16-2014)
Samantha Logic	12-11-10	vs. Dayton (11-22-2014)
Samantha Logic	13-10-14	vs. Baylor (3-27-2015)
Caitlin Clark	27-13-10	vs. W. Illinois (12-22-2020)
Caitlin Clark	16-10-10	vs. Southern (11-17-2021)
Caitlin Clark	24-10-12	vs. Michigan St. (12-5-2021)
Caitlin Clark	31-10-10	vs. Nebraska (1-16-2022)
Caitlin Clark	35-13-11	at Minnesota (1-20-2022)
Caitlin Clark	27-11-11	at Wisconsin (2-3-2022)
Caitlin Clark	22-10-10	at Wisconsin (12-4-2022)
Caitlin Clark	28-10-15	at Ohio State (1-23-2023)
Caitlin Clark	23-10-14	at Penn State (2-5-2023)
Caitlin Clark	30-10-17	vs. Ohio State (3-5-2023)
Caitlin Clark	41-10-12	vs. Louisville (3-26-2023)
Caitlin Clark	24-10-11	at UNI (11-12-2023)
Caitlin Clark	35-17-10	vs. Loyola (12-21-2023)
Caitlin Clark	29-10-10	at Rutgers (1-5-2024)
Caitlin Clark	26-10-10	at Purdue (1-10-2024)
Caitlin Clark	24-15-10	vs. Illinois (2-25-2024)
Caitlin Clark	33-10-12	at Minnesota (2-28-2024)





## INDIVIDUAL SINGLE SEASON TOP 10

### Scoring

	Player	Pts.	Avg.	Year
1.	Caitlin Clark	1,234	31.6	2023-24
2.	Caitlin Clark	1,055	27.8	2022-23
	Megan Gustafson	1,001	27.8	2018-19
4.	Caitlin Clark	863	27.0	2021-22
5.	Caitlin Clark	799	26.6	2020-21
6.	Megan Gustafson	823	25.7	2017-18
7.	Cindy Haugejorde	672	23.2	1989-90
8.	Monika Czinano	656	21.2	2021-22
	Franthea Price	614	21.2	1989-90
10.	Cindy Haugejorde	484	21.0	1977-78

### Rebounding

	Player	Reb.	Avg.	Year
1.	Megan Gustafson	481	13.4	2018-19
2.	Cindy Haugejorde	300	13.0	1977-78
3.	Megan Gustafson	411	12.8	2017-18
4.	Cindy Haugejorde	237	11.9	1976-77
5.	Amy Herrig	306	11.3	1998-99
6.	Kachine Alexander	281	10.4	2009-10
7.	Cindy Haugejorde	295	10.2	1979-80
8.	Megan Gustafson	343	10.1	2016-17
9.	Lisa Long	267	9.5	1984-85
	Kachine Alexander	295	9.5	2010-11

### Assists

	Player	Ast.	Avg.	Year
1.	Caitlin Clark	346	8.9	2023-24
2.	Caitlin Clark	327	8.6	2022-23
3.	Samantha Logic	276	8.1	2014-15
4.	Caitlin Clark	257	8.0	2021-22
5.	Samantha Logic	269	7.5	2013-14
6.	Caitlin Clark	214	7.1	2020-21
7.	Kathleen Doyle	199	6.6	2017-18
8.	Samantha Logic	217	6.4	2012-13
9.	Kathleen Doyle	189	6.3	2019-20
10.	Cara Consuegra	191	6.2	2000-01

### Steals

	Player	Steals	Avg.	Year
1.	Laurie Aaron	122	3.9	1992-93
2.	Laurie Aaron	101	3.5	1991-92
3.	Franthea Price	95	3.0	1988-89
4.	Franthea Price	84	2.9	1989-90
4.	Michelle Edwards	89	2.9	1987-88
6.	Lynn Kennedy	79	2.7	1985-86
7.	Jerica Watson	72	2.6	2001-02
	Steph Schueler	76	2.6	1990-91
9.	Samantha Logic	88	2.4	2013-14
	Crystal Smith	70	2.4	2005-06
	Crystal Smith	80	2.4	2003-04

### FG Percentage

	Player	FG-FGA	Pct.	Year
1.	Megan Gustafson	412-592	.696	2018-19
2.	Monika Czinano	201-296	.679	2019-20
3.	Monika Czinano	277-408	.679	2021-22
4.	Monika Czinano	271-402	.674	2022-23
5.	Megan Gustafson	320-477	.671	2017-18
6.	Cathy Marx	71-106	.670	1991-92
7.	Monika Czinano	254-380	.668	2020-21
8.	Megan Gustafson	260-402	.647	2016-17
9.	Jamie Cavey	73-114	.640	2002-03
10.	Hannah Stuelke	100-164	.610	2022-23

### 3-PT FG Percentage

	Player	3PT-3PTA	Pct.	Year
1.	Franthea Price	28-46	.608	1987-88
2.	Kristi Smith	45-91	.495	2006-07
3.	Gabbie Marshall	57-121	.471	2020-21
4.	Tomi Taiwo	27-58	.466	2021-22
5.	Taylor McCabe	35-76	.461	2023-24
6.	Wendy Ausdemore	78-171	.456	2007-08
7.	McKenna Warnock	51-113	.451	2020-21
	Melissa Dixon	124-275	.451	2014-15
9.	Lindsey Meder	49-114	.449	1998-99
10.	Kristi Faulkner	57-129	.442	2003-04

### FT Percentage

	Player	FT-FTA	Pct.	Year
1.	Jaime Printy	135-146	.925	2012-13
2.	Makenzie Meyer	52-57	.912	2017-18
3.	Wendy Ausdemore	55-61	.902	2006-07
4.	Melissa Dixon	70-78	.897	2013-14
5.	Melissa Dixon	51-57	.895	2014-15
6.	Lindsey Meder	101-113	.894	2000-01
7.	Jaime Printy	83-94	.883	2009-10
8.	Makenzie Meyer	45-51	.882	2018-19
9.	Caitlin Clark	200-227	.881	2021-22
10.	Kristi Faulkner	145-165	.879	2002-03



# IOWA WOMEN'S BASKETBALL

## TEAM SINGLE SEASON TOP 10

### Scoring

	Year	Pts.	Avg.
1.	2023-24	3548	91.0
2.	2022-23	3316	87.3
3.	2020-21	2583	86.1
4.	2021-22	2695	84.2
5.	2014-15	2703	79.5
	2019-20	2384	79.5
7.	2017-18	2518	78.7
8.	2018-19	2821	78.4
9.	2013-14	2814	78.2
10.	1987-88	2406	77.6

### Rebounding

	Year	Reb.	Avg.
1.	2017-18	1351	42.2
2.	1977-78	965	41.9
	1995-96	1298	41.9
4.	2023-24	1611	41.3
5.	1992-93	1297	41.8
6.	1994-95	1144	40.9
7.	1978-79	1173	40.4
8.	1975-76	1131	40.3
9.	2001-02	1167	40.2
10.	2010-11	1238	39.9

### Assists

	Year	Ast.	Avg.
1.	2018-19	775	21.5
2.	2017-18	686	21.4
3.	2022-23	794	20.9
4.	2023-24	811	20.4
5.	2020-21	604	20.1
6.	2019-20	599	20.0
7.	2021-22	627	19.6
8.	1981-82	287	19.1
9.	2000-01	572	18.5
10.	2014-15	614	18.1

### Steals

	Year	Steals	Avg.
1.	1988-89	414	12.9
2.	1987-88	393	12.7
3.	1991-92	365	12.6
4.	1989-90	349	12.0
5.	1992-93	345	11.1
6.	1986-87	328	10.6
7.	1985-86	298	10.2
8.	1990-91	301	10.0
9.	1983-84	258	9.6
	2000-01	299	9.6

### 3-PT FG Percentage

	Year	3PT-3PTA	Pct.
1.	2020-21	289-709	.408
2.	2006-07	157-391	.402
3.	1989-90	80-200	.400
4.	2014-15	274-696	.394
5.	2007-08	197-506	.389
6.	1987-88	33-86	.384
7.	2022-23	350-922	.380
8.	1998-99	93-247	.377
9.	2023-24	426-1132	.376
10.	2019-20	238-640	.372

### FG Percentage

	Year	FG-FGA	Pct.
1.	2020-21	949-1849	.513
2.	2022-23	1187-2325	.511
3.	2021-22	988-1968	.502
4.	1987-88	997-2009	.496
	2023-24	1260-2542	.496
6.	2017-18	940-1923	.489
7.	1985-86	846-1737	.487
8.	1986-87	928-1919	.484
9.	2019-20	853-1758	.485
10.	1988-89	977-2018	.484

### FT Percentage

	Year	FT-FTA	Pct.
1.	2021-22	482-570	.846
2.	2020-21	396-495	.800
3.	2011-12	446-562	.794
4.	2008-09	462-583	.792
5.	2006-07	461-585	.788
6.	2023-24	602-772	.780
7.	2018-19	450-582	.773
8.	2009-10	452-586	.771
	2017-18	464-602	.771
10.	2003-04	433-563	.769



## INCIDENTAL STATS AND OVERTIME RESULTS

### WINNING MARGIN

#### (MORE THAN 40 POINTS)

Margin	(Score)	Opponent, Year
68	(91-23)	Cornell, 1974-75
58	(97-39)	Bucknell, 1992-93
56	(102-46)	FDU, 2023-24
56	(105-49)	Minnesota, 2021-22
55	(89-34)	Boise State, 1996-97
54	(111-57)	Rutgers, 2022-23
54	(97-43)	Missouri State, 2012-13
53	(115-62)	Evansville, 2022-23
53	(87-34)	Southern, 2022-23
53	(98-45)	WIU, 2011-12
53	(79-26)	Marshalltown, 1976-77
52	(95-43)	SE Louisiana, 2022-23
52	(96-44)	NIU, 1977-78
52	(102-50)	NC Central, 2019-20
51	(107-56)	USC Upstate, 2014-15
51	(87-36)	Illinois, 1987-88
49	(100-51)	Minnesota, 1987-88
49	(88-39)	Northern Iowa, 2015-16
48	(108-60)	Minnesota, 2023-24
48	(95-47)	Idaho State, 2013-14
48	(86-38)	Texas PA, 2001-02
48	(98-50)	Wisconsin, 1987-88
47	(88-41)	Rider, 2005-06
46	(96-50)	Wisconsin, 2023-24
46	(90-44)	Drake, 1992-93
46	(87-41)	Wright State, 1991-92
45	(99-54)	WIU, 2000-01
45	(97-52)	Ohio, 1991-92
45	(90-45)	Oregon State, 1988-89
45	(106-61)	UNI, 1978-79
44	(95-51)	Penn State, 2022-23
44	(90-46)	Morgan State, 2017-18
44	(87-43)	NIU, 2007-08
44	(93-49)	Iowa State, 1987-88
43	(93-50)	New Hampshire, 2021-22
43	(86-43)	Creighton, 2001-02
43	(94-51)	Minnesota, 1995-96
43	(92-49)	Bradley, 1999-2000
43	(83-40)	Wyoming, 1988-89
43	(97-54)	Minnesota, 1988-89
43	(84-41)	Minnesota, 1987-88
43	(100-57)	Penn State, 2019-20
42	(87-45)	Texas State, 2008-09
41	(94-53)	UNI, 2023-24
41	(108-67)	Penn State, 2022-23
41	(81-40)	Minnesota, 1986-87
41	(88-47)	St. Ambrose, 1976-77
41	(71-30)	Massachusetts, 2016-17
40	(98-58)	Illinois State, 2021-22
40	(85-45)	Ark.-Pine Bluff, 2017-18
40	(82-42)	UW-Mil, 2005-06
40	(92-52)	Northwestern, 2000-01
40	(82-42)	Michigan, 1988-89
40	(89-49)	Michigan St. 1988-89
40	(81-41)	Iowa State, 1984-85

### LOSING MARGIN (MORE THAN 30 POINTS)

Margin	(Score)	Opponent, Year
59	(112-53)	Grandview, 1975-76

58	(91-33)	William Penn, 1975-75
57	(96-39)	William Penn, 1975-76
51	(73-22)	William Penn, 1975-75
49	(94-45)	Luther, 1975-76
47	(90-43)	Minnesota, 1981-82
45	(74-29)	William Penn, 1974-75
43	(60-103)	Kansas State, 2002-03
42	(90-48)	Illinois State, 1975-76
40	(87-47)	Penn State, 1984-85
38	(86-48)	Connecticut, 2001-02
36	(85-49)	Ohio State, 2006-07
36	(91-55)	Auburn, 1999-2000
36	(79-43)	W. Kentucky, 1994-95
36	(68-32)	IA Wesleyan, 1974-75
35	(96-61)	Drake, 1981-82
34	(86-52)	Louisville, 2014-15
34	(52-86)	Penn State, 2002-03
34	(105-71)	Notre Dame, 2018-19
34	(93-59)	Maryland, 2019-20
33	(76-43)	California, 2008-09
33	(96-63)	Drake, 1978-79
31	(81-50)	Minnesota, 2004-05
31	(76-45)	William Penn, 1976-77

### IOWA'S 100-POINT GAMES

115	Evansville (62), 2022-23
113	Drake (90), 2023-24
111	Penn State (93), 2023-24
111	Rutgers (57), 2022-23
110	Northwestern (74), 2023-24
108	Minnesota (60), 2023-24
108	Penn State (67), 2022-23
108	Illinois (72), 2019-20
107	Penn State, 2021-22
107	Illinois (68), 2020-21
107	USC Upstate (56), 2014-15
106	Michigan (89), 2023-24
106	N.C. Central (67), 2018-19
106	North Carolina (81), 1989-90
106	Northern Iowa (61), 1978-79
105	Minnesota (49), 2021-22
105	Northern Illinois (80), 2017-18
105	Ohio State (72), 2022-23
104	Cleveland St. (75), 2023-24
104	Michigan (80), 2021-22
104	Western Kentucky (67), 2018-19
104	Western Kentucky (97), 2017-18
103	Rutgers (69), 2023-24
103	Drake (97), 2020-21
103	Ohio State (89), 2017-18
103	Wisconsin (93), 2006-07
102	FDU (46), 2023-24
102	NC Central (50), 2019-20
102	Northwestern (99), 2014-15
102	UNC-Wilmington (65), 2013-14
101	Illinois (85), 2023-24
101	Simpson (75), 1978-79
100	FGCU (62), 2023-24
100	Towson (72), 2019-20
100	Penn State (57), 2019-20
100	Drake (98), 2014-15
100	Minnesota (51), 1987-88

### OPPONENT'S 100-POINT GAMES

112	Grandview (53), 195-76
105	Notre Dame (71), 2018-19
103	Kansas State (60), 2002-03
103	Brigham Young (79), 1979-80
102	LSU (85), 2022-23
101	Iowa State (94) - 2ot, 2003-04
101	Missouri State (87), 2000-01
101	Drake (71), 1978-79
100	Ohio State (82), 2014-15
100	Maryland (81), 2016-17

### IOWA SINGLE-GAME HIGHS

115	Evansville (62), 2022-23
113	Drake (90), 2023-24
111	Penn State (93), 2023-24
111	Rutgers (57), 2022-23
110	Northwestern (74), 2023-24
108	Minnesota (60), 2023-24
108	Penn State (67), 2022-23
108	Illinois (72), 2019-20
107	Penn State, 2021-22
107	Illinois (68), 2020-21
107	USC Upstate (56), 2014-15
106	Michigan (89), 2023-24
106	N.C. Central (67), 2018-19
106	North Carolina (81), 1989-90
106	Northern Iowa (61), 1978-79
105	Minnesota (49), 2021-22
105	Northern Illinois (80), 2017-18
105	Ohio State (72), 2022-23
104	Cleveland St. (75), 2023-24
104	Michigan (80), 2021-22
104	Western Kentucky (67), 2018-19
104	Western Kentucky (97), 2017-18
103	Rutgers (69), 2023-24
103	Drake (97), 2020-21
103	Ohio State (89), 2017-18
103	Wisconsin (93), 2006-07
102	FDU (46), 2023-24
102	NC Central (50), 2019-20
102	Northwestern (99), 2014-15
102	UNC-Wilmington (65), 2013-14
101	Illinois (85), 2023-24
101	Simpson (75), 1978-79
100	FGCU (62), 2023-24
100	Towson (72), 2019-20
100	Penn State (57), 2019-20
100	Drake (98), 2014-15
100	Minnesota (51), 1987-88
99	Bowling Green (65), 2023-24
99	Western Illinois (54), 2000-01
98	Purdue-FW (59), 2023-24
98	Loyola Chicago (69), 2023-24
98	Western Illinois (45), 2011-12
98	Northern Iowa (68), 2002-03
98	Wisconsin (50), 1987-88
97	Louisville (83), 2022-23
97	Michigan (85), 2015-16
97	Pepperdine (68), 2014-15
97	Syracuse (91), 2013-14





# IOWA WOMEN'S BASKETBALL

## INCIDENTAL STATS AND OVERTIME RESULTS

### IOWA SINGLE-GAME HIGHS - CONTINUED

97	Dayton (93), 2013-14
97	Missouri State (43), 2012-13
97	Penn State (89) - 3ot, 2008-09
97	Bucknell (39), 1992-93
97	Ohio University (52), 1991-92
97	Minnesota (54), 1988-89
97	DePaul (87), 1980-81
96	Wisconsin (50), 2023-24
96	Purdue (71), 2023-24
96	Maryland (82), 2022-23
96	Western Illinois (81) - ot, 2015-16
96	Penn State (81), 2001-02
96	Purdue (87), 2000-01
96	Grandview (66), 1979-80
96	Northern Illinois (44), 1977-78
96	Oral Roberts (76), 2016-17
95	Michigan (68), 2023-24
95	Penn State (62), 2023-24
95	SE Louisiana (43), 2022-23
95	Penn State (51), 2022-23
95	Idaho State (47), 2013-14
95	Northwestern (61), 2000-01
95	Missouri State (74), 2016-17
94	LSU (87), 2023-24
94	Nebraska (89), 2023-24
94	Minnesota (71), 2023-24
94	UNI (53), 2023-24
94	Michigan (85), 2022-23
94	Iowa State (101) - 2ot, 2003-04
94	Minnesota (51), 1995-96
94	Illinois (75), 2018-19
93	Ohio State (83), 2023-24
93	Maryland (85), 2023-24
93	Northwestern (64), 2022-23
93	Florida State (94), 2017-18
93	Indiana (79), 2010-11
93	Quinnipiac (73), 2006-07
93	FIU (86), 2003-04
93	Saint Louis (64), 2002-03
93	Iowa State (56), 1987-88
92	Nebraska (73), 2023-24
92	Drake (86) - ot, 2022-23
92	Dartmouth, 2022-23
92	Minnesota (84), 2017-18
92	Minnesota (76), 2014-15
92	Drake (72), 2005-06
92	Northwestern (52), 2000-01
92	Colorado (66), 2000-01
92	Bradley (49), 1999-2000
92	Northern Illinois (59), 1992-93
92	Robert Morris (63), 2018-19
91	Holy Cross (65), 2023-24
91	Wisconsin (61), 2022-23
91	Bradley (53), 2010-11
91	Louisiana Tech (95) - 2ot, 2005-06
91	Creighton (82), 2004-05
91	Illinois (73), 2003-04
91	Wisconsin (94), 2000-01
91	Minnesota (55), 1997-98
91	Minnesota (82), 1978-79
91	Wisc.-Platteville (57), 1975-76

91	Cornell (23), 1974-75
91	Drake (82), 2018-19
90	Morgan State (46), 2017-18
90	Dayton (83), 2014-15
90	Northwestern (84), 2013-14
90	Harvard (81), 2011-12
90	Central Michigan (79), 2010-11
90	Gonzaga (72), 2001-02
90	Purdue (75), 2001-02
90	Drake (44), 1992-93
90	Northwestern (72), 1991-92
90	Howard (57), 1989-90
90	Oregon State (45), 1988-89
90	Illinois (63), 1987-88
90	Northern Iowa (55), 1978-79
90	James Madison (75), 2016-17
90	Maryland (76), 2018-19

### OVERTIME GAMES (33-26)

Iowa State 74, Iowa 71	12/3/1977
NW Missouri 73, Iowa 71	2/28/1980
Iowa 74, Northern Iowa 68	1/27/1982
Iowa 86, Iowa State 75	12/5/1983
Iowa 69, Northwestern 66	2/23/1986
Penn State 78, Iowa 74	12/29/1986
Iowa 70, Indiana 63	2/24/1989
Iowa 79, Purdue 67	2/11/1990
Purdue 84, Iowa 75	1/13/1991
Iowa 85, Wisconsin 76	3/9/1991
SMS 61, Iowa 60	3/22/1992
Ohio State 73, Iowa 72	4/3/1993
Stephen F. Austin 79, Iowa 70	12/3/1994
Iowa 65, Kansas 58	12/3/1995
Iowa 66, Drake 63	11/16/1997
Purdue 75, Iowa 66	1/11/1998
Michigan 69, Iowa 65	1/25/1998
Purdue 71, Iowa 69	1/10/1999
Iowa 89, Oregon 82	3/17/2001
Drake 75, Iowa 72	11/25/2001
Indiana 78, Iowa 76	3/1/2002
Iowa 84, IUPUI 75	11/23/2002
NC State 69, Iowa 66	11/29/2002
Creighton 84, Iowa 72	12/28/2003
Iowa 87, Wisconsin 82	2/12/2004
Iowa 91, Creighton 82	12/10/2004
Iowa 77, Purdue 71	2/2/2006
Minnesota 80, Iowa 78	1/25/2007
Iowa 68, Minnesota 66	1/3/2008
Iowa 78, Wisconsin 74	1/13/2008
South Florida 82, Iowa 79	11/28/2008
Penn State 77, Iowa 73	12/28/2009
Minnesota 72, Iowa 69	1/3/2010
Iowa 68, Wisconsin 60	2/28/2010
Kansas State 81, Iowa 78	12/13/2011
Iowa 69, Illinois 62	1/5/2012
Iowa 85, Wisconsin 79	2/2/2012
Iowa 69, Middle Tennessee 63	11/14/2012
Iowa 77, Ohio State 71	1/3/2013
Iowa 97, Dayton 93	11/10/2013
Iowa 78, Nebraska 72	1/26/2015
Ohio State 91, Iowa 85	3/7/2015
Iowa 96, Western Illinois 81	11/19/2015

Iowa 87, Michigan State 83	2/9/2017
Iowa 104, Western Kentucky 97	11/11/2017
Iowa 71, Michigan State 68	2/1/2018
Iowa 77, Rutgers 67	2/21/2018
Iowa 77, Princeton 75	11/20/2019
Rutgers 78, Iowa 74	3/1/2020
Iowa 72, Northwestern 67	1/28/2022
Iowa 92, Drake 86	11/13/2022
Iowa 84, Michigan State 81	1/18/2023
Ohio State 100, Iowa 92	1/21/2024
Iowa 94, Nebraska 89	3/10/2024

### DOUBLE OVERTIME GAMES (1-5)

Michigan State 71, Iowa 70	1/15/1995
Iowa State 101, Iowa 94	12/3/2003
Louisiana Tech 95, Iowa 91	11/22/2005
George Washington 83, Iowa 77	11/27/2015
Indiana 80, Iowa 77	2/22/2017
Iowa 91, Indiana 85	1/12/2020

### TRIPLE OVERTIME GAMES (1-0)

Iowa 97, Penn State 89	2/1/2009
------------------------	----------



## POSTSEASON RECORDS

### NCAA TOURNAMENT

#### Individual

Points\_\_\_\_\_ 41, Caitlin Clark vs. 3X most recently LSU, 2024  
 FG \_\_\_\_\_ 15, Caitlin Clark vs. South Carolina, 2023  
 FGA \_\_\_\_\_ 31, Caitlin Clark vs. South Carolina, 2023  
 3FG \_\_\_\_\_ 9, Caitlin Clark vs. LSU, 2024  
 3FGA \_\_\_\_\_ 20, Caitlin Clark vs. LSU, 2024  
 FT \_\_\_\_\_ 11, Kachine Alexander vs. Georgia Tech, 2009  
 \_\_\_\_\_ 11, Caitlin Clark vs. L'Ville, 2023/WVU, 2024  
 FTA \_\_\_\_\_ 14, Kachine Alexander vs. Georgia Tech, 2009  
 Rebounds \_ 19, Megan Gustafson vs. Missouri, 2019  
 Assists \_\_\_\_\_ 15, Caitlin Clark vs. Colorado, 2024  
 Blocks \_\_\_\_\_ 5, Bethany Doolittle vs. Baylor, 2015  
 \_\_\_\_\_ 5, Tangela Smith vs. Butler, 1996  
 Steals \_\_\_\_\_ 7, Laurie Aaron vs. Old Dominion, 1993

#### Team

Points\_\_\_\_\_ 98 vs. Illinois State, 2022  
 FG \_\_\_\_\_ 36, vs. Southeastern Louisiana, 2023  
 FGA \_\_\_\_\_ 75 vs. Alabama, 1994  
 FG% \_\_\_\_\_ 61.8% vs. Tennessee Tech (34-of-55), 1989  
 3FG \_\_\_\_\_ 16 vs. Louisville, 2023  
 3FGA \_\_\_\_\_ 35 vs. Louisville, 2023  
 FT \_\_\_\_\_ 28 vs. Tennessee, 1993  
 FTA \_\_\_\_\_ 34 vs. Tennessee, 1993  
 FT% \_\_\_\_\_ 100% vs. S. Carolina, 2023/vs. Kentucky, 2021  
 Rebounds \_ 50 vs. Holy Cross, 2024  
 Assists \_\_\_\_\_ 27 vs. Southeastern Louisiana, 2023  
 Blocks \_\_\_\_\_ 8 vs. Virginia Tech, 2004  
 Steals \_\_\_\_\_ 18 vs. S.F. Austin, 1988

### BIG TEN TOURNAMENT

#### Individual

Points\_\_\_\_\_ 48, Megan Gustafson vs. Minnesota, 2018  
 FG \_\_\_\_\_ 19, Megan Gustafson vs. Minnesota, 2018  
 FGA \_\_\_\_\_ 29, Caitlin Clark vs. Nebraska, 2024  
 3FG \_\_\_\_\_ 7, Gabbie Marshall vs. Rutgers, 2021  
 \_\_\_\_\_ 7, Gabbie Marshall vs. Maryland, 2023  
 3FGA \_\_\_\_\_ 17, Caitlin Clark vs. Nebraska, 2024  
 FT \_\_\_\_\_ 12, Caitlin Clark vs. Penn State, 2024  
 FTA \_\_\_\_\_ 14, Cara Consuegra vs. Purdue, 2001  
 Rebounds \_ 17, Megan Gustafson vs. Indiana, 2019  
 Assists \_\_\_\_\_ 17, Caitlin Clark vs. Ohio State, 2023  
 Blocks \_\_\_\_\_ 6, Chase Coley vs. Michigan, 2016  
 \_\_\_\_\_ 6, Bethany Doolittle vs. Ohio State, 2015  
 \_\_\_\_\_ 6, Morgan Johnson vs. Nebraska, 2012  
 Steals \_\_\_\_\_ 6, Whitney Jennings vs. Michigan, 2016  
 \_\_\_\_\_ 6, Randi Peterson vs. Northwestern, 2000

#### Team

Points\_\_\_\_\_ 105, vs. Ohio State, 2023  
 FG \_\_\_\_\_ 38, vs. Michigan, 2024  
 FGA \_\_\_\_\_ 74, vs. Nebraska, 2024  
 FG% \_\_\_\_\_ 62.1% vs. Ohio State (36-58), 2023  
 3-pt. FG \_\_\_\_\_ 15, 2X most recently vs. Penn State, 2024  
 3-pt. FGA \_\_\_\_\_ 44, vs. Penn State, 2024  
 FT \_\_\_\_\_ 28 vs. Indiana, 2001  
 FTA \_\_\_\_\_ 35 vs. Indiana, 2001  
 FT% \_\_\_\_\_ 1.000, 2X most recently vs. Michigan, 2024  
 Rebounds \_ 52 vs. Northwestern, 2003  
 Assists \_\_\_\_\_ 30 vs. Michigan, 2024  
 Blocks \_\_\_\_\_ 12 vs. Michigan, 2016  
 Steals \_\_\_\_\_ 15 vs. Illinois, 1997

### WNIT

#### Individual

Points\_\_\_\_\_ 33, Megan Gustafson vs. South Dakota, 2017  
 FG \_\_\_\_\_ 15, Megan Gustafson vs. South Dakota, 2017  
 FGA \_\_\_\_\_ 19, Crystal Smith vs. Arkansas State, 2005  
 \_\_\_\_\_ 19, Jamie Cavey at SMS, 2005  
 3-pt. FG \_\_\_\_\_ 5, Alexa Kastanek vs. Colorado, 2017  
 3-pt. FGA \_\_\_\_\_ 9, Alexa Kastanek vs. Colorado, 2017  
 FT \_\_\_\_\_ 11, Ally Disterhoft vs. Washington State, 2017  
 FTA \_\_\_\_\_ 14, Ally Disterhoft vs. Washington State, 2017  
 Rebounds \_ 15, Megan Gustafson vs. Washington State, 2017  
 Assists \_\_\_\_\_ 8, Johanna Solverson, at SMS, 2005  
 \_\_\_\_\_ 8, Kathleen Doyle vs. Washington State, 2017  
 Blocks \_\_\_\_\_ 4, Jennie Lillis vs. Marquette, 2003  
 Steals \_\_\_\_\_ 5, Crystal Smith vs Creighton, 2005

#### Team

Points\_\_\_\_\_ 95 vs. Missouri State, 2017  
 FG \_\_\_\_\_ 38 vs. Missouri State, 2017  
 FGA \_\_\_\_\_ 68 vs. Saint Louis, 2003  
 FG% \_\_\_\_\_ 62.3% vs. Missouri State, 2017  
 3-pt. FG \_\_\_\_\_ 9 at SMS, 2005  
 \_\_\_\_\_ 9 vs. Colorado, 2017  
 3-pt. FGA \_\_\_\_\_ 25 vs. Colorado, 2017  
 FT \_\_\_\_\_ 19 vs. Saint Louis, 2003  
 FTA \_\_\_\_\_ 29 vs. Washington State  
 FT% \_\_\_\_\_ 88.2% vs. Marquette (15-of-17), 2003  
 Rebounds \_ 57 vs. Saint Louis, 2003  
 Assists \_\_\_\_\_ 26 at SMS, 2005  
 Blocks \_\_\_\_\_ 9 vs. South Dakota, 2017  
 Steals \_\_\_\_\_ 12 vs. Creighton, 2005



# IOWA WOMEN'S BASKETBALL

## IOWA COACHING RECORDS

Year	Coach	Overall W-L	Home	Away	Off. Avg.	Def. Avg.	B1G W-L	B1G Finish
1974-75	Lark Birdsong	5-16	1-3	4-13	49.9	—		
1975-76	Lark Birdsong	9-18	3-7	6-11	55.2	—		
1976-77	Lark Birdsong	10-11	3-5	7-6	66.0	—		
1977-78	Lark Birdsong	8-15	3-4	5-11	70.9	—		
1978-79	Lark Birdsong	18-11	7-2	11-9	76.5	—		
1979-80	Judy McMullen	15-14	5-5	10-9	68.5	—		
1980-81	Judy McMullen	8-17	4-4	4-13	72.6	77.8		
1981-82	Judy McMullen	8-17	3-6	5-11	62.4	72.7		
1982-83	Judy McMullen	7-20	6-7	1-13	62.7	70.9	2-16	T-9th
1983-84	C. Vivian Stringer	17-10	10-2	7-8	65.8	58.8	11-7	T-3rd
1984-85	C. Vivian Stringer	20-8	11-1	9-7	64.2	55.4	14-4	2nd
1985-86	C. Vivian Stringer	22-7	14-1	8-6	66.7	57.0	15-3	2nd
1986-87	C. Vivian Stringer	26-5	14-1	12-4	71.1	56.9	17-1	T-1st
1987-88	C. Vivian Stringer	29-2	14-0	15-2	77.6	57.6	17-1	1st
1988-89	C. Vivian Stringer	27-5	14-0	12-5	75.3	59.8	16-2	T-1st
1989-90	C. Vivian Stringer	23-6	11-3	12-3	76.2	57.9	15-3	T-1st
1990-91	C. Vivian Stringer	21-9	11-2	10-7	67.8	59.2	13-5	T-2nd
1991-92	C. Vivian Stringer	25-4	13-1	12-3	70.7	58.0	16-2	1st
1992-93	C. Vivian Stringer	27-4	15-0	12-4	72.8	54.3	16-2	T-1st
1993-94	C. Vivian Stringer	21-7	11-2	10-5	63.9	57.8	13-5	3rd
1994-95	C. Vivian Stringer	11-17	6-5	5-12	58.7	58.6	6-10	9th
1995-96	Angie Lee	27-4	14-0	9-4	69.4	59.4	15-1	1st
1996-97	Angie Lee	18-12	6-5	12-7	67.3	59.9	9-7	T-4th
1997-98	Angie Lee	18-11	10-3	8-8	68.5	65.1	13-3	1st
1998-99	Angie Lee	12-15	7-6	5-9	70.4	72.4	7-9	8th
1999-2000	Angie Lee	9-18	7-6	2-12	67.3	70.7	6-10	7th
2000-01	Lisa Bluder	21-10	12-2	9-8	76.7	69.6	12-4	T-2nd
2001-02	Lisa Bluder	18-11	9-4	9-7	76.2	70.1	10-6	4th
2002-03	Lisa Bluder	18-15	12-5	6-10	72.0	71.0	6-10	7th
2003-04	Lisa Bluder	16-13	7-6	9-7	73.4	73.4	10-6	T-4th
2004-05	Lisa Bluder	23-10	11-4	12-6	69.8	64.4	8-8	6th
2005-06	Lisa Bluder	17-12	11-3	5-6	72.3	66.0	10-6	5th
2006-07	Lisa Bluder	14-16	7-8	7-8	67.8	71.7	6-10	T-8th
2007-08	Lisa Bluder	21-11	13-3	6-5	65.7	60.2	13-5	T-1st
2008-09	Lisa Bluder	21-11	13-2	6-6	68.0	63.9	13-5	T-2nd
2009-10	Lisa Bluder	20-14	12-4	4-8	69.4	66.9	10-8	T-3rd
2010-11	Lisa Bluder	22-9	12-2	10-7	71.0	63.9	10-6	T-3rd
2011-12	Lisa Bluder	19-12	13-2	5-7	71.4	65.9	11-5	T-2nd
2012-13	Lisa Bluder	21-13	12-6	6-6	67.5	62.4	8-8	7th
2013-14	Lisa Bluder	27-9	14-4	7-4	78.2	69.3	11-5	T-4th
2014-15	Lisa Bluder	26-8	18-0	6-5	79.5	72.6	14-4	2nd
2015-16	Lisa Bluder	19-14	11-5	5-7	73.2	71.3	8-10	9th
2016-17	Lisa Bluder	20-14	17-4	2-8	76.1	68.8	8-8	T-8th
2017-18	Lisa Bluder	24-8	13-3	7-3	78.7	68.9	11-5	T-3rd
2018-19	Lisa Bluder	29-7	17-0	7-5	78.4	67.3	14-4	1st
2019-20	Lisa Bluder	23-7	15-0	6-5	79.5	70.5	14-4	3rd
2020-21	Lisa Bluder	20-10	10-3	5-5	86.1	80.3	11-8	6th
2021-22	Lisa Bluder	24-8	12-5	12-3	84.2	70.2	14-4	T-1st
2022-23	Lisa Bluder	31-7	17-1	14-4	87.3	71.8	15-3	T-2nd
2023-24	Lisa Bluder	34-5	15-1	8-3	91.0	71.9	15-3	T-2nd
<b>Totals</b>		<b>969-537</b>	<b>513-155</b>	<b>379-342</b>			<b>483-236</b>	

### IOWA'S HEAD COACHES

#### Lark Birdsong

Years at Iowa: 1974-79

Overall Record: 50-71 (.413)

Big Ten Record: NA

#### Judy McMullen

Years at Iowa: 1979-83

Overall Record: 38-68 (.359)

Big Ten Record: 2-16 (.111)

#### C. Vivian Stringer

Years at Iowa: 1983-95

Overall Record: 269-84 (.762)

Big Ten Record: 169-45 (.790)

#### Angie Lee

Years at Iowa: 1995-2000

Overall Record: 84-60 (.583)

Big Ten Record: 50-30 (.625)

#### Lisa Bluder

Years at Iowa: 2000-present

Overall Record: 528-254 (.675)

Big Ten Record: 262-145 (.643)





### 1974-75

(5-16 - Lark Birdsong)

Date	Opponent	W-L	Score
11/20	at Drake	L	64-75
11/25	William Penn	L	29-74
12/3	at Grandview	L	unavailable

#### Big Ten Championship

12/6	Indiana	L	58-86
12/6	Minnesota	W	55-33
12/7	Illinois	W	62-46
12/8	Wisconsin	L	49-65
12/15	at Northern Illinois	W	58-37
1/17	at Mt. Mercy	L	66-76
1/18	Wartburg	L	52-60
1/21	at Iowa Wesleyan	L	58-67
1/25	at Western Illinois	L	50-62
1/28	at William Penn	L	33-91
1/31	Cornell	W	91-23
2/2	Iowa State	L	47-65
2/8	at Northern Iowa	L	39-83

#### IAIAW District Championship

2/14	William Penn	L	22-73
2/15	Iowa Wesleyan	L	32-68
2/17	Mt. Mercy	L	59-70
3/1	Coe	L	45-47
3/2	Marycrest	W	73-37

### 1975-76

(9-18 - Lark Birdsong)

Date	Opponent	W-L	Score
11/17	Mt. Mercy	L	41-70
11/18	at Drake	L	62-65
11/25	Upper Iowa	W	70-40
12/2	Coe	L	58-59
12/5	at Iowa State	L	63-92
12/7	at Central Missouri	L	56-72
12/10	Grandview	L	53-112
12/11	Central	L	56-69
1/9	at Mt. Mercy	L	75-90
1/10	Graceland	L	52-54
1/16	Central	W	57-54
1/18	at UW - Platteville	W	91-57
1/20	at Coe	L	51-62
1/24	Illinois State	L	48-90
1/27	Clarke College	W	68-32
1/28	at Luther	L	45-94
1/31	Northern Illinois	L	53-54
2/3	at William Penn	L	39-96

#### Big Ten Championship

2/4	Illinois	W	63-54
2/4	Michigan State	L	54-83
2/5	Purdue	L	42-53

#### IAIAW District Championship

2/13	St. Ambrose	W	52-27
2/14	Mt. Mercy	L	35-61
2/14	Coe	W	66-48

2/15	Iowa Wesleyan	W	60-54
2/16	Mt. Mercy	L	49-59
2/16	Drake	W	67-42

### 1976-77

(10-11 - Lark Birdsong)

Date	Opponent	W-L	Score
11/15	at Marshalltown CC	W	79-26
11/18	at Upper Iowa	W	78-40
11/22	at St. Ambrose	W	88-47
12/2	Central	W	54-52
12/4	Drake	L	59-82
12/7	Iowa Wesleyan	L	47-48
12/17	at Indian Hills CC	W	74-53
1/5	at Illinois	L	54-58
1/19	Mt. Mercy	W	65-61
1/22	UW - Platteville	W	76-53
1/25	Simpson	L	60-69
2/1	William Penn	L	45-76
2/5	at N. Iowa CC	W	70-65
2/6	at Iowa State	L	58-71
2/8	Luther	L	57-76

#### Big Ten Championships

2/10	Illinois	L	40-53
2/11	Purdue	L	63-67

#### IAIAW State Championship

2/15	Indian Hills CC	W	70-47
2/18	Drake	L	56-64
2/18	Luther	W	77-71
2/18	Iowa State	L	73-82

### 1977-78

(8-15 - Lark Birdsong)

Date	Opponent	W-L	Score
11/15	at Simpson	L	78-84
11/18	Drake	L	66-77
11/21	at Luther	L	60-72
11/22	at Grandview	W	88-73
11/29	Central	W	70-44
12/3	Iowa State	L	71-74 (ot)
12/10	at Iowa Wesleyan	W	81-54
12/16	William Penn	L	53-70

#### Jennies Classic (Warrensburg, MO)

1/12	Central Missouri	L	63-70
1/13	vs. Nebraska	L	63-71
1/14	vs. S. Dakota State	W	73-63
1/17	Iowa Wesleyan	W	76-48
1/21	Illinois	L	60-62
2/4	Northern Iowa	W	74-54
1/31	at Central	L	66-76
1/27	at Northern Illinois	W	96-44
1/29	at Mt. Mercy	L	75-86

#### Big Ten Championship

2/4	Purdue	L	63-72
2/14	at William Penn	L	57-82
2/18	Minnesota	L	79-84

#### IAIAW State Championship

2/23	Iowa State	W	77-60
2/24	Drake	L	60-88
2/25	Iowa State	L	82-87

### 1978-79

(18-11 - Lark Birdsong)

Date	Opponent	W-L	Score
11/15	Simpson	W	101-75
11/17	at William Penn	L	72-81

#### William Woods Tournament (Fulton, MO)

11/24	vs. Missouri Southern	W	89-84
11/25	vs. Western Illinois	W	75-66
11/25	William Woods	L	58-64
11/27	Northern Iowa	W	106-61
12/2	Wisconsin	W	75-68
12/4	Iowa State	W	87-70
12/8	at Central College	W	76-70
12/12	at Drake	L	80-94
12/15	Nebraska-Omaha	W	63-61
12/23	Minnesota	W	91-82
1/5	at Central Missouri	L	62-72
1/8	at Kansas State	L	80-93
1/9	at NE Missouri	W	62-50
1/19	at Illinois State	W	82-71
1/20	at Illinois	L	53-60
1/23	Mt. Mercy	L	66-71
1/26	at Northern Iowa	W	90-55
1/30	Drake	L	63-96
2/3	at Minnesota	L	79-90
2/6	St. Ambrose	W	82-59

#### Big Ten Championship

2/8	Michigan	W	79-70
2/9	Minnesota	L	64-86
2/14	Iowa State	W	81-70
2/17	Northwest Missouri	W	71-63
2/19	Grandview	W	72-69

#### IAIAW State Championship

2/22	Iowa State	W	68-67
2/24	Drake	L	71-101

### 1979-80

(15-14 - Judy McMullen)

Date	Opponent	W-L	Score
11/16	Delta State	L	73-77
11/17	Western Illinois	W	86-55
11/27	William Penn	L	68-69
11/28	Central Missouri	L	76-89
12/1	Wisconsin	W	68-51
12/4	at Grandview	W	96-66
12/11	Drake	L	62-71
12/15	at Iowa State	L	69-80
12/22	at Nebraska	L	66-67
1/3	Brigham Young	L	79-103
1/4	Washington State	W	69-51
1/5	at Utah	L	73-77



# IOWA WOMEN'S BASKETBALL

## ALL-TIME RESULTS

1/9	at Illinois	W	71-44
1/14	at Colorado State	W	74-67
1/16	at Texas Women's	W	58-50
1/18	at Texas	L	49-75
1/25	DePaul	W	58-56
1/29	Iowa State	W	66-50
2/2	at South Dakota	W	70-48
2/4	at Drake	L	67-76

### Big Ten Championship

2/8	Ohio State	W	61-60
2/9	Northwestern	L	66-69
2/10	Michigan State	W	63-58
2/12	Minnesota	W	70-68
2/16	at NW Missouri	L	50-71
2/23	at Minnesota	L	67-92

### IAIAW Sub-Regional Championship

2/28	Northwest Missouri	L	71-73 (ot)
------	--------------------	---	------------

### Northern Lights Invitational (Anchorage, AK)

3/14	vs. Wyoming	W	68-65
3/15	at Alaska	W	73-52

## 1980-81

(8-17 - Judy McMullen)

Date	Opponent	W-L	Score
11/13	Texas	L	62-82
11/15	at Wisconsin	L	69-73
11/21	South Dakota	L	72-75
11/22	Minnesota	L	71-94
11/25	at William Penn	L	64-80
12/2	Iowa State	W	67-66

### New Mexico State Invitational (Las Cruces, NM)

12/4	vs. Portland State	W	88-82
12/5	vs. Wichita State	L	76-87
12/6	at New Mexico St	W	83-69
12/11	Utah	W	89-83
12/13	at DePaul	W	97-87
12/23	Drake	L	71-74
12/30	at Illinois	L	76-78

### Lady Griz Insurance Classic (Missoula, MT)

1/6	at Montana	L	54-63
1/7	vs. Brigham Young	L	76-87
1/10	Grand View	W	81-68
1/13	at South Dakota	L	68-78
1/21	at Iowa State	W	66-62
1/24	at Western Illinois	L	81-83
1/27	Northwest Missouri	W	83-70
1/30	at Minnesota	L	52-71
2/3	at Drake	L	56-83

### Big Ten Championship

2/13	Wisconsin	L	67-88
2/20	at UIC	L	77-78
2/21	at Northwestern	L	63-85

## 1981-82

(8-17 - Judy McMullen)

Date	Opponent	W-L	Score
------	----------	-----	-------

11/15	Minnesota	L	52-77
-------	-----------	---	-------

### Cal-Poly Straw Hat Pizza Classic (San Luis Obispo, CA)

11/19	vs. Pacific	L	70-81
11/20	vs. Biola	W	73-68
11/21	Cal-Poly	W	64-57
12/2	at Iowa State	L	59-82
12/6	Northwestern	L	80-92
12/11	William Penn	L	68-85
12/12	Illinois	L	51-76
12/19	UIC	W	69-52
1/5	Northern Illinois	L	57-69
1/8	Western Illinois	W	72-68
1/12	at National College	W	66-59
1/21	Iowa State	W	62-44
1/23	at Central Missouri	L	53-81
1/25	at Minnesota	L	43-90
1/27	at Northern Iowa	W	74-68 (ot)
1/29	at Nebraska-Omaha	L	54-64
1/30	at Creighton	L	66-74
2/6	Drake	L	63-77

### Big Ten Tournament

2/12	Wisconsin	L	64-78
2/17	at Grandview	L	54-76
2/20	at Drake	L	61-96
2/26	Central Missouri	W	68-62
3/3	Wisconsin	L	64-78

### IAIAW Region 6 Championship

3/11	Iowa State	L	52-64
------	------------	---	-------

## 1982-83

(7-20, 2-16 - Judy McMullen)

Date	Opponent	W-L	Score
11/19	at Bradley	W	85-82
11/23	Iowa State	W	64-59
12/5	at Drake	L	75-88

### Sun Devil/Dial Classic (Tempe, AZ)

12/9	vs. California	L	66-89
12/10	vs. Wyoming	L	63-79
12/11	Idaho State	W	74-65
12/18	National College	W	71-52
12/30	at Northern Illinois	L	71-74
1/7	at Michigan State	L	56-64
1/9	at Michigan	L	62-83
1/12	Northern Iowa	W	66-65
1/16	Northwestern	L	56-71
1/21	Minnesota	L	62-73
1/23	Wisconsin	L	47-68
1/28	at Ohio State	L	57-77
1/30	at Indiana	L	51-68
2/4	Illinois	L	69-71
2/6	Purdue	W	76-70
2/11	at Purdue	L	53-63
2/14	at Illinois	L	69-71
2/18	Indiana	L	59-65
2/20	Ohio State	L	57-72
2/23	at Wisconsin	L	44-68

2/27	at Minnesota	L	53-78
3/4	at Northwestern	L	54-81
3/10	Michigan	W	72-50
2/12	Michigan State	L	62-70

## 1983-84

(17-10, 11-7 - C. Vivian Stringer)

Date	Opponent	W-L	Score
11/28	Drake	L	56-58
12/1	at Northern Iowa	W	71-64
12/5	at Iowa State	W	86-75 (ot)

### Indiana State Classic (Terre Haute, IN)

12/9	at Indiana State	W	82-53
12/10	vs. Evansville	W	76-64
12/16	Bradley	W	70-46

### Dial Classic (Miami, FL)

12/30	vs. Connecticut	W	78-43
12/31	vs. Northern Illinois	L	65-69
1/3	at Delta State	L	70-93
1/6	Michigan State	W	70-62
1/8	Michigan	W	70-51
1/13	at Northwestern	L	51-59
1/18	at Minnesota	L	55-57
1/22	at Wisconsin	L	49-50
1/27	Ohio State	L	56-64
1/29	Indiana	W	54-50
2/2	at Illinois	L	55-64
2/5	at Purdue	W	49-39
2/10	Purdue	W	78-40
2/13	Illinois	W	74-65
2/17	at Indiana	L	62-68
2/19	at Ohio State	L	60-82
2/24	Wisconsin	W	46-37
2/26	Minnesota	W	79-58
3/3	Northwestern	W	72-61
3/8	at Michigan	W	71-54
3/10	at Michigan State	W	72-62

## 1984-85

(20-8, 14-4 - C. Vivian Stringer)

Date	Opponent	W-L	Score
11/28	at Drake	L	59-69

### San Jose State Classic (San Jose, CA)

11/30	vs. S. California	L	57-77
12/1	at San Jose State	W	67-45
12/9	Illinois State	W	65-57
12/15	Iowa State	W	81-41

### La Salle Tournament (Philadelphia, PA)

12/27	vs. SW Louisiana	W	62-39
12/28	at La Salle	W	70-51
12/29	Saint Joseph's	L	60-61
1/2	at Penn State	L	47-87
1/4	at Purdue	W	68-54
1/6	at Illinois	W	66-61
1/9	Nebraska	W	62-41
1/10	Minnesota	W	60-38



## ALL-TIME RESULTS

1/17	Michigan State	W	53-36
1/19	Michigan	W	70-45
1/24	at Northwestern	W	70-51
1/26	at Wisconsin	L	54-65
1/31	Indiana	W	69-49
2/3	Ohio State	L	47-56
2/8	at Minnesota	W	66-58
2/15	at Michigan	W	79-49
2/17	at Michigan State	W	77-55
2/22	Wisconsin	W	64-52
2/24	Northwestern	W	71-61
3/1	at Ohio State	L	41-64
3/3	at Indiana	L	48-63
3/7	Illinois	W	79-66
3/9	Purdue	W	85-61

### 1985-86

(22-7, 15-3 - C. Vivian Stringer)

Date Opponent W-L Score

#### Amana-Hawkeye Classic (Iowa City)

11/22	Bradley	W	75-39
11/23	Memphis	W	77-56
11/25	Creighton	W	66-60

#### Louisiana St. Crawfish Classic (Baton Rouge, LA)

11/29	vs. Miami, Fla.	W	83-63
11/30	at Louisiana State	L	56-57
12/2	at W. Kentucky	L	67-77
12/4	at Iowa State	W	63-57
12/8	Penn State	W	65-63
12/11	Drake	L	63-64
1/3	Purdue	W	79-52
1/5	Illinois	W	74-57
1/10	at Minnesota	W	66-63
1/17	at Michigan State	W	60-57
1/19	at Michigan	L	56-58
1/24	Northwestern	W	72-58
1/26	Wisconsin	W	68-32
1/31	at Indiana	W	47-46
2/2	at Ohio State	L	54-70
2/7	Minnesota	W	61-51
2/10	Miami, Fla.	W	75-46
2/14	Michigan	W	63-42
2/16	Michigan State	W	61-48
2/21	at Wisconsin	W	61-47
2/23	at Northwestern	W	69-66 (ot)
2/28	Ohio State	W	75-64
3/2	Indiana	W	63-47
3/6	at Illinois	L	68-78
3/8	at Purdue	W	80-63

#### NCAA Championships - 2nd Round (Knoxville, TN)

3/20	at Tennessee	L	68-73
------	--------------	---	-------

### 1986-87

(26-5, 17-1 - C. Vivian Stringer)

Date Opponent W-L Score

#### Amana-Hawkeye Classic (Iowa City)

11/28	Missouri	W	85-71
11/28	Georgia	W	66-56
11/29	at Iowa State	W	93-49

#### Northern Illinois Fastbreak Fest (DeKalb, IL)

12/5	vs. Long Beach St	W	82-75
12/6	at Northern Illinois	W	81-73
12/11	Nebraska	W	68-58

#### Burger King/Orange Bowl Classic (Miami, FL)

12/28	vs. Auburn	W	73-69
12/29	vs. Virginia	W	75-59
12/30	vs. Texas	W	75-65
1/8	at Wisconsin	W	79-59
1/10	Northwestern	W	81-43
1/15	at Minnesota	W	84-41
1/22	at Illinois	W	90-63
1/24	at Purdue	W	67-57
1/29	Indiana	W	72-48

11/29	Boston	W	70-48
11/30	Tennessee	L	56-74
12/2	at Nebraska	L	74-85
12/3	at Drake	W	71-57
12/4	Iowa State	W	70-51
12/13	at Illinois State	W	71-56
12/21	Western Kentucky	W	67-47

#### North Carolina State Classic (Raleigh, NC)

12/29	vs. Penn State	L	74-78 (ot)
12/30	vs. Indiana	W	63-56
1/2	at Wisconsin	W	83-44
1/4	at Northwestern	W	72-61
1/7	Louisiana State	W	68-49
1/9	Minnesota	W	81-40
1/19	Illinois	W	80-53
1/18	Purdue	W	68-54
1/23	at Indiana	W	60-49
1/25	at Ohio State	L	54-67
1/30	Michigan State	W	83-61
2/1	Michigan	W	75-54
2/6	at Minnesota	W	78-60
2/13	at Purdue	W	86-68
2/15	at Illinois	W	70-54
2/20	Ohio State	W	66-54
2/22	Indiana	W	71-50
2/27	at Michigan	W	78-54
3/1	at Michigan State	W	71-49
3/4	Northwestern	W	70-53
3/7	Wisconsin	W	78-56

#### NCAA Championships - 2nd Round (Iowa City)

3/15	New Orleans	W	68-46
------	-------------	---	-------

#### NCAA Midwest Regional (Monroe, LA)

3/19	vs. Georgia	W	62-60
3/21	vs. Louisiana Tech	L	65-66

### 1987-88

(29-2, 17-1 - C. Vivian Stringer)

Date Opponent W-L Score

#### Amana-Hawkeye Classic (Iowa City)

11/28	Missouri	W	85-71
11/28	Georgia	W	66-56
11/29	at Iowa State	W	93-49

#### Northern Illinois Fastbreak Fest (DeKalb, IL)

12/5	vs. Long Beach St	W	82-75
12/6	at Northern Illinois	W	81-73
12/11	Nebraska	W	68-58

#### Burger King/Orange Bowl Classic (Miami, FL)

12/28	vs. Auburn	W	73-69
12/29	vs. Virginia	W	75-59
12/30	vs. Texas	W	75-65
1/8	at Wisconsin	W	79-59
1/10	Northwestern	W	81-43
1/15	at Minnesota	W	84-41
1/22	at Illinois	W	90-63
1/24	at Purdue	W	67-57
1/29	Indiana	W	72-48

1/31	Ohio State	W	75-64
2/2	at Michigan State	W	77-52
2/5	at Michigan	W	89-54
2/12	Minnesota	W	100-51
2/16	Drake	W	74-38
2/19	Purdue	W	66-52
2/21	Illinois	W	87-36
2/26	at Ohio State	L	54-58
2/28	at Indiana	W	71-47
3/4	Michigan	W	76-55
3/6	Michigan State	W	52-46
3/10	at Northwestern	W	76-66
3/12	Wisconsin	W	98-50

#### NCAA Championships - 2nd Round (Iowa City)

3/18	Stephen F. Austin	W	83-65
------	-------------------	---	-------

#### NCAA West Regional (Long Beach, CA)

3/24	vs. S. California	W	79-67
3/26	at Long Beach St	L	78-98

### 1988-89

(27-5, 16-2 - C. Vivian Stringer)

Date Opponent W-L Score

#### Hawaii Wahine Classic (Honolulu, HI)

11/25	vs. Wyoming	W	83-40
11/26	vs. Louisiana Tech	L	58-62
11/27	vs. Washington	W	53-51

#### Kansas Dial Soap Classic (Lawrence, KS)

12/2	vs. Grambling State	W	80-66
12/3	at Kansas	L	63-67
12/7	Iowa State	W	79-46

#### Amana-Hawkeye Classic (Iowa City)

12/10	Miami of Ohio	W	73-44
12/11	Wake Forest	W	78-62
12/22	Oregon State	W	90-45

#### Burger King/Pepsi Classic (Miami, FL)

12/28	vs. Oklahoma	W	86-69
12/29	vs. Nebraska	W	84-67
1/6	Michigan	W	82-42
1/8	Michigan State	W	89-49
1/13	at Illinois	W	82-64
1/15	Ohio State	W	84-70
1/18	at Drake	W	71-65
1/21	Minnesota	W	97-54
1/27	Indiana	W	77-61
1/29	at Purdue	L	56-67
2/3	at Wisconsin	W	67-57
2/5	at Northwestern	W	63-53
2/10	Purdue	W	66-64
2/12	Illinois	W	82-50
2/17	at Minnesota	W	80-73
2/21	at Ohio State	L	57-66
2/24	at Indiana	W	70-63 (ot)
3/3	Northwestern	W	77-46
3/5	Wisconsin	W	78-52
3/9	at Michigan	W	79-61
3/11	at Michigan State	W	74-63





# IOWA WOMEN'S BASKETBALL

## ALL-TIME RESULTS

### NCAA Championships - 2nd Round (Iowa City)

3/18 \_\_\_ Tennessee Tech \_\_\_ W \_\_\_ 77-75

### NCAA Midwest Regional (Ruston, LA)

3/23 \_\_\_ vs. Stanford \_\_\_ L \_\_\_ 74-98

## 1989-90

(23-6, 15-3 - C. Vivian Stringer)

**Date \_\_\_ Opponent \_\_\_ W-L \_\_\_ Score**

### Amana-Hawkeye Classic (Iowa City)

11/25 \_\_\_ Howard \_\_\_ W \_\_\_ 90-57

11/26 \_\_\_ Connecticut \_\_\_ W \_\_\_ 81-49

11/29 \_\_\_ at Nebraska \_\_\_ W \_\_\_ 74-55

### Louisiana Tech Dial Soap Classic (Ruston, LA)

12/1 \_\_\_ vs. #21 Saint Joseph's \_\_\_ W \_\_\_ 76-57

12/2 \_\_\_ at #2 Louisiana Tech \_\_\_ L \_\_\_ 82-85

12/8 \_\_\_ DePaul \_\_\_ W \_\_\_ 70-58

12/10 \_\_\_ Drake \_\_\_ W \_\_\_ 70-58

12/17 \_\_\_ at Iowa State \_\_\_ W \_\_\_ 75-55

### Hilton Head Island Super Shootout (Hilton Head, SC)

12/28 \_\_\_ at #20 South Carolina \_\_\_ L \_\_\_ 76-82

12/29 \_\_\_ vs. North Carolina \_\_\_ W \_\_\_ 106-81

1/5 \_\_\_ at Michigan State \_\_\_ L \_\_\_ 61-62

1/7 \_\_\_ at Michigan \_\_\_ W \_\_\_ 65-54

1/12 \_\_\_ Illinois \_\_\_ W \_\_\_ 85-51

1/14 \_\_\_ Purdue \_\_\_ L \_\_\_ 63-66

1/19 \_\_\_ at Minnesota \_\_\_ W \_\_\_ 79-43

1/26 \_\_\_ at Indiana \_\_\_ W \_\_\_ 63-52

1/28 \_\_\_ at Ohio State \_\_\_ W \_\_\_ 71-48

2/2 \_\_\_ Wisconsin \_\_\_ W \_\_\_ 84-52

2/4 \_\_\_ Northwestern \_\_\_ L \_\_\_ 63-64

2/9 \_\_\_ at Illinois \_\_\_ W \_\_\_ 59-51

2/11 \_\_\_ at Purdue \_\_\_ W \_\_\_ 70-67 (ot)

2/16 \_\_\_ Minnesota \_\_\_ W \_\_\_ 87-58

2/23 \_\_\_ Ohio State \_\_\_ W \_\_\_ 94-51

2/25 \_\_\_ Indiana \_\_\_ W \_\_\_ 85-47

3/2 \_\_\_ at #13 Northwestern \_\_\_ W \_\_\_ 64-43

3/4 \_\_\_ at Wisconsin \_\_\_ W \_\_\_ 79-60

3/8 \_\_\_ Michigan \_\_\_ W \_\_\_ 78-47

3/10 \_\_\_ Michigan State \_\_\_ W \_\_\_ 86-58

### NCAA Championships - 2nd Round (Iowa City)

3/17 \_\_\_ Vanderbilt \_\_\_ L \_\_\_ 56-61

## 1990-91

(21-9, 13-5 - C. Vivian Stringer)

**Date \_\_\_ Opponent \_\_\_ W-L \_\_\_ Score**

### Amana-Hawkeye Classic (Iowa City)

11/24 \_\_\_ UCLA \_\_\_ W \_\_\_ 81-52

11/25 \_\_\_ #19 Louisiana State \_\_\_ W \_\_\_ 73-65

11/29 \_\_\_ at #23 Connecticut \_\_\_ W \_\_\_ 58-41

12/1 \_\_\_ at #17 Penn State \_\_\_ L \_\_\_ 62-82

12/4 \_\_\_ at Drake \_\_\_ W \_\_\_ 74-49

12/8 \_\_\_ at DePaul \_\_\_ W \_\_\_ 66-52

12/16 \_\_\_ Nebraska \_\_\_ W \_\_\_ 80-46

12/30 \_\_\_ at #16 Washington \_\_\_ L \_\_\_ 61-71

1/2 \_\_\_ at Wisconsin \_\_\_ L \_\_\_ 67-78

### Big Ten - SEC Challenge (Iowa City)

1/5 \_\_\_ vs. #9 Georgia \_\_\_ L \_\_\_ 51-62

1/11 \_\_\_ Illinois \_\_\_ W \_\_\_ 63-47

1/13 \_\_\_ #8 Purdue \_\_\_ L \_\_\_ 75-84 (ot)

1/18 \_\_\_ at Indiana \_\_\_ L \_\_\_ 59-74

1/20 \_\_\_ at Ohio State \_\_\_ W \_\_\_ 88-68

1/25 \_\_\_ Minnesota \_\_\_ W \_\_\_ 70-51

2/1 \_\_\_ Michigan State \_\_\_ L \_\_\_ 54-64

2/3 \_\_\_ Michigan \_\_\_ W \_\_\_ 79-60

2/5 \_\_\_ at #18 Northwestern \_\_\_ W \_\_\_ 64-60

2/8 \_\_\_ at #4 Purdue \_\_\_ W \_\_\_ 56-53

2/10 \_\_\_ at Illinois \_\_\_ W \_\_\_ 63-43

2/15 \_\_\_ Ohio State \_\_\_ W \_\_\_ 70-47

2/17 \_\_\_ Indiana \_\_\_ W \_\_\_ 86-55

2/22 \_\_\_ at Minnesota \_\_\_ W \_\_\_ 70-46

2/25 \_\_\_ Louisiana Tech \_\_\_ W \_\_\_ 72-57

3/1 \_\_\_ at Michigan \_\_\_ W \_\_\_ 76-64

3/3 \_\_\_ at Michigan State \_\_\_ L \_\_\_ 48-49

3/7 \_\_\_ #20 Northwestern \_\_\_ W \_\_\_ 67-58

3/9 \_\_\_ Wisconsin \_\_\_ W \_\_\_ 85-76 (ot)

### NCAA Championships - 1st Round (Missoula, MT)

3/13 \_\_\_ at Montana \_\_\_ W \_\_\_ 64-53

### NCAA Championships - 2nd Round (Seattle, WA)

3/16 \_\_\_ at #12 Washington \_\_\_ L \_\_\_ 53-70

## 1991-92

(25-4, 16-2 - C. Vivian Stringer)

**Date \_\_\_ Opponent \_\_\_ W-L \_\_\_ Score**

11/23 \_\_\_ at Kentucky \_\_\_ W \_\_\_ 77-68

11/27 \_\_\_ Iowa State \_\_\_ W \_\_\_ 70-58

### Amana-Hawkeye Classic (Iowa City)

11/30 \_\_\_ Ohio University \_\_\_ W \_\_\_ 97-52

12/1 \_\_\_ #21 Washington \_\_\_ W \_\_\_ 58-39

### Mid-America Classic (Columbia, MO)

12/6 \_\_\_ vs. Wright State \_\_\_ W \_\_\_ 87-41

12/7 \_\_\_ at Missouri \_\_\_ W \_\_\_ 89-62

12/11 \_\_\_ at Nebraska \_\_\_ W \_\_\_ 64-59

### SEC-Big Ten Challenge (Iowa City)

12/28 \_\_\_ #4 Vanderbilt \_\_\_ L \_\_\_ 65-95

1/3 \_\_\_ #6 Penn State \_\_\_ W \_\_\_ 61-53

1/10 \_\_\_ Minnesota \_\_\_ W \_\_\_ 85-68

1/13 \_\_\_ at Louisiana Tech \_\_\_ W \_\_\_ 61-57

1/17 \_\_\_ Indiana \_\_\_ W \_\_\_ 80-71

1/19 \_\_\_ Ohio State \_\_\_ W \_\_\_ 73-56

1/24 \_\_\_ at Michigan State \_\_\_ W \_\_\_ 71-64

1/26 \_\_\_ at Michigan \_\_\_ W \_\_\_ 73-61

1/31 \_\_\_ Illinois \_\_\_ W \_\_\_ 68-42

2/2 \_\_\_ #10 Purdue \_\_\_ W \_\_\_ 65-64

2/7 \_\_\_ at Wisconsin \_\_\_ L \_\_\_ 58-74

2/9 \_\_\_ at Northwestern \_\_\_ W \_\_\_ 90-72

2/14 \_\_\_ at Ohio State \_\_\_ W \_\_\_ 68-59

2/16 \_\_\_ at Indiana \_\_\_ W \_\_\_ 59-57

2/21 \_\_\_ Michigan \_\_\_ W \_\_\_ 81-45

2/23 \_\_\_ Michigan State \_\_\_ W \_\_\_ 70-47

2/28 \_\_\_ at #14 Purdue \_\_\_ L \_\_\_ 64-72

3/1 \_\_\_ at Illinois \_\_\_ W \_\_\_ 56-36

3/4 \_\_\_ Northwestern \_\_\_ W \_\_\_ 73-65

3/8 \_\_\_ #23 Wisconsin \_\_\_ W \_\_\_ 63-36

3/12 \_\_\_ at Minnesota \_\_\_ W \_\_\_ 65-47

### NCAA Championships - Second Round (Iowa City)

3/22 \_\_\_ #10 Missouri State \_\_\_ L \_\_\_ 60-61 (ot)

## 1992-93

(27-4, 16-2 - C. Vivian Stringer)

**Date \_\_\_ Opponent \_\_\_ W-L \_\_\_ Score**

12/4 \_\_\_ at Pittsburgh \_\_\_ W \_\_\_ 70-59

12/6 \_\_\_ at #4 Maryland \_\_\_ W \_\_\_ 53-50

### Amana-Hawkeye Classic (Iowa City)

12/11 \_\_\_ West Virginia \_\_\_ W \_\_\_ 74-44

12/12 \_\_\_ Charlotte \_\_\_ W \_\_\_ 60-38

12/20 \_\_\_ Drake \_\_\_ W \_\_\_ 90-44

### FIU Sun and Fun Classic (Miami, FL)

1/2 \_\_\_ vs. Bucknell \_\_\_ W \_\_\_ 97-39

1/3 \_\_\_ vs. #10 Colorado \_\_\_ L \_\_\_ 70-72

1/4 \_\_\_ vs. Eastern Kentucky \_\_\_ W \_\_\_ 67-63

1/8 \_\_\_ Wisconsin \_\_\_ W \_\_\_ 65-39

1/10 \_\_\_ at Minnesota \_\_\_ W \_\_\_ 75-47

1/15 \_\_\_ at Illinois \_\_\_ W \_\_\_ 65-57

1/17 \_\_\_ at Northwestern \_\_\_ W \_\_\_ 60-55

1/22 \_\_\_ #23 Indiana \_\_\_ W \_\_\_ 79-50

1/26 \_\_\_ #24 Northern Illinois \_\_\_ W \_\_\_ 92-59

1/29 \_\_\_ at Michigan \_\_\_ W \_\_\_ 84-54

1/31 \_\_\_ at Michigan State \_\_\_ W \_\_\_ 75-55

2/5 \_\_\_ #6 Ohio State \_\_\_ W \_\_\_ 79-62

2/7 \_\_\_ #4 Penn State \_\_\_ W \_\_\_ 84-59

2/12 \_\_\_ Northwestern \_\_\_ W \_\_\_ 68-62

2/14 \_\_\_ Illinois \_\_\_ W \_\_\_ 77-58

2/19 \_\_\_ at Purdue \_\_\_ W \_\_\_ 63-55

2/21 \_\_\_ at Indiana \_\_\_ W \_\_\_ 68-46

2/26 \_\_\_ Michigan State \_\_\_ W \_\_\_ 76-46

2/28 \_\_\_ Michigan \_\_\_ W \_\_\_ 71-34

3/5 \_\_\_ at #8 Penn State \_\_\_ L \_\_\_ 64-70

3/7 \_\_\_ at #4 Ohio State \_\_\_ L \_\_\_ 60-72

3/12 \_\_\_ Minnesota \_\_\_ W \_\_\_ 83-59

### NCAA Championships - 2nd Round (Norfolk, VA)

3/17 \_\_\_ at Old Dominion \_\_\_ W \_\_\_ 82-56

### NCAA Mid-east Regional (Iowa City)

3/25 \_\_\_ #7 Auburn \_\_\_ W \_\_\_ 63-50

3/27 \_\_\_ #2 Tennessee \_\_\_ W \_\_\_ 72-56

### NCAA Women's Final Four (Atlanta, GA)

4/3 \_\_\_ vs. #4 Ohio State \_\_\_ L \_\_\_ 72-73 (ot)

## 1993-94

(21-7, 13-5 - C. Vivian Stringer)

**Date \_\_\_ Opponent \_\_\_ W-L \_\_\_ Score**

### Prairie Lights Hawkeye Classic (Iowa City)

11/28 \_\_\_ #4 Louisiana Tech \_\_\_ W \_\_\_ 70-66

12/1 \_\_\_ at Drake \_\_\_ W \_\_\_ 73-64

12/5 \_\_\_ #20 Missouri State \_\_\_ W \_\_\_ 67-55

12/19 \_\_\_ at James Madison \_\_\_ W \_\_\_ 72-44

12/21 \_\_\_ at West Virginia \_\_\_ W \_\_\_ 69-57

### USC Christmas Tournament (Los Angeles, CA)

12/29 \_\_\_ vs. Houston \_\_\_ W \_\_\_ 59-44



## ALL-TIME RESULTS

12/30	at #9 USC	W	50-49
1/5	Minnesota	W	69-59
1/7	at Wisconsin	W	74-67
1/14	Illinois	W	53-37
1/16	#18 Northwestern	W	67-59
1/21	at Indiana	L	58-82
1/25	at Northern Illinois	L	56-59
1/28	Michigan	W	78-56
1/30	Michigan State	W	54-46
2/4	at #22 Ohio State	W	64-61
2/6	at #1 Penn State	L	61-63
2/11	at Northwestern	L	47-55
2/13	at Illinois	W	55-52
2/18	#9 Purdue	W	62-48
2/20	Indiana	L	59-63
2/25	at Michigan State	W	63-56
2/27	at Michigan	W	65-55
3/4	#2 Penn State	W	78-68
3/6	Ohio State	W	59-57
3/11	at Minnesota	L	58-64
<b>NCAA Championships - 1st Round (Iowa City)</b>			
3/16	Mount St. Mary's	W	70-47
<b>NCAA Championships - 2nd Round (Iowa City)</b>			
3/20	#13 Alabama	L	78-84

### 1994-95

(11-17, 6-10 - C. Vivian Stringer)

Date	Opponent	W-L	Score
<b>Prairie Lights Hawkeye Classic (Iowa City)</b>			
11/26	James Madison	W	60-30
11/27	#20 USC	W	65-55
11/30	at Missouri State	L	48-60
<b>Stephen F. Austin Dial Classic (Nacogdoches, TX)</b>			
12/2	vs. Florida Atlantic	W	67-42
12/3	at Stephen F. Austin	L	70-79 (ot)
12/8	Creighton	L	53-63
<b>Stanford Cardinal Classic (Stanford, CA)</b>			
12/17	vs. NW Louisiana St	L	53-54
12/18	vs. St. Mary's (Calif.)	W	73-48
12/20	at UC Santa Barbara	L	48-61
12/28	Illinois	W	59-51
12/30	Michigan	W	53-36
1/6	at Wisconsin	L	62-72
1/8	at #13 W. Kentucky	L	43-79
1/13	at #22 Purdue	L	45-63
1/15	at Michigan State	L	70-71 (2 ot)
1/20	Indiana	W	60-55
1/22	Northwestern	L	57-58
1/29	at Minnesota	L	56-70
2/3	Ohio State	W	67-61
2/5	at Indiana	L	49-57
2/10	Michigan State	L	55-62
2/12	#17 Purdue	L	55-62
2/17	at #11 Penn State	L	62-73
2/19	#24 Wisconsin	L	55-62
2/24	at Michigan	W	71-43

2/26	at Illinois	W	69-61
<b>Big Ten Tournament (Indianapolis, IN)</b>			
3/3	vs. Minnesota	W	57-44
3/4	vs. #8 Penn State	L	62-69

### 1995-96

(27-4, 15-1 - Angie Lee)

Date	Opponent	W-L	Score
<b>Prairie Lights Hawkeye Classic (Iowa City)</b>			
11/24	Stephen F. Austin	W	64-58
11/25	UC Santa Barbara	W	68-57
11/29	at Creighton	W	68-41
<b>Kansas Dial Classic (Lawrence, KS)</b>			
12/2	vs. Saint Joseph's	W	66-49
12/3	at #13 Kansas	W	65-58 (ot)
12/7	Drake	W	67-44
<b>Carolinas Holiday Beach Classic (Myrtle Beach, SC)</b>			
12/19	vs. Appalachian State	W	68-66
12/20	vs. #10 Georgia	L	52-79
12/21	vs. #16 North Carolina	W	73-64
12/27	at Illinois	W	73-64
12/29	at Michigan	W	69-53
1/5	#17 Wisconsin	W	68-48
1/7	Western Kentucky	W	68-54
1/12	#18 Purdue	W	68-57
1/14	Michigan State	W	75-56
1/19	at Indiana	W	64-56
1/21	at #17 Northwestern	W	64-51
1/28	Minnesota	W	94-51
2/2	at Ohio State	W	82-75
2/4	Indiana	W	77-51
2/9	at Michigan State	W	71-65
2/11	at Purdue	L	42-62
2/16	#9 Penn State	W	81-69
2/18	at #11 Wisconsin	W	67-63
2/23	Michigan	W	74-52
2/25	Illinois	W	73-55
<b>Big Ten Tournament (Indianapolis, IN)</b>			
3/1	vs. Illinois	W	74-56
3/2	vs. #18 Purdue	L	68-76
<b>NCAA Championships - 1st Round (Iowa City)</b>			
3/14	Butler	W	72-67
<b>NCAA Championships - 2nd Round (Iowa City)</b>			
3/16	DePaul	W	72-71
<b>NCAA Mideast Regional - Semifinal (Rosemont, IL)</b>			
3/21	vs. #12 Vanderbilt	L	63-74
<b>1996-97</b>			
(18-12, 9-7 - Angie Lee)			
Date	Opponent	W-L	Score
11/15	Illinois State	W	66-41
11/17	#20 Notre Dame	L	50-61
11/19	Iowa State	W	64-53
<b>Kona Invite (Kailua-Kona, HI)</b>			
12/6	vs. Boise State	W	89-34
12/7	vs. Pacific	W	80-60

12/8	vs. Nebraska	L	67-73
<b>Big Ten-SEC Challenge (Gainesville, FL)</b>			
12/13	at Florida	L	58-68
12/21	at Drake	L	59-80
12/28	at Minnesota	W	61-48
12/30	at Ohio State	W	69-59
1/2	at #14 W. Kentucky	W	61-48
1/5	#13 Wisconsin	L	63-69
1/10	at Northwestern	W	73-61
1/12	at Purdue	L	52-62
1/21	Penn State	L	60-61
1/24	at Indiana	W	78-58
1/26	Michigan	L	63-75
1/31	at #25 Illinois	L	75-83
2/2	#23 Michigan State	W	82-62
2/7	Purdue	L	48-53
2/9	Northwestern	W	80-56
2/14	at #16 Wisconsin	L	56-59
2/16	at Penn State	W	66-63
2/21	Ohio State	W	80-59
2/23	Minnesota	W	78-42
<b>Big Ten Tournament (Indianapolis, IN)</b>			
2/28	vs. Northwestern	W	78-68
3/1	vs. Indiana	W	87-53
3/2	vs. #18 Illinois	W	63-56
<b>NCAA Championships - 1st Round (Storrs, CT)</b>			
3/14	vs. NC State	W	56-50
<b>NCAA Championships - 2nd Round (Storrs, CT)</b>			
3/16	at #1 Connecticut	L	53-72

### 1997-98

(18-11, 13-3 - Angie Lee)

Date	Opponent	W-L	Score
11/16	Drake	W	66-63 (ot)
<b>Reebok Classic (Boston, MA)</b>			
11/23	vs. Arkansas	L	57-83
11/25	vs. #6 Connecticut	L	55-65
<b>Prairie Lights Classic (Iowa City)</b>			
11/29	CS Northridge	W	67-56
11/30	Washington	L	62-63
<b>Central Fidelity Invite (Richmond, VA)</b>			
12/6	vs. #4 La. Tech	L	58-83
12/7	at Richmond	W	78-66
12/13	Iowa State	L	57-74
<b>Honda Elite Four Classic (Orlando, FL)</b>			
12/21	vs. #8 Vanderbilt	L	54-60
12/28	Minnesota	W	91-55
12/30	Ohio State	W	66-57
1/2	at Penn State	W	78-69
1/9	Northwestern	W	65-58
1/11	#23 Purdue	L	66-75 (ot)
1/20	at Wisconsin	W	66-63
1/23	Indiana	W	68-61
1/25	at Michigan	L	65-69 (ot)
1/30	#8 Illinois	W	82-71
2/1	at Michigan State	L	62-66



# IOWA WOMEN'S BASKETBALL

## ALL-TIME RESULTS

2/6	at Purdue	W	73-67
2/8	at Northwestern	W	79-72
2/13	#19 Wisconsin	W	87-76
2/15	Penn State	W	73-49
2/20	at Ohio State	W	74-71
2/22	at Minnesota	W	71-59

### Big Ten Tournament (Indianapolis, IN)

2/28	vs. Ohio State	W	72-54
3/1	vs. #25 Purdue	L	60-61

### NCAA Championships - 1st Round (Iowa City)

3/13	Massachusetts	W	77-59
------	---------------	---	-------

### NCAA Championships - 2nd Round (Iowa City)

3/15	Kansas	L	58-62
------	--------	---	-------

## 1998-99

(12-15, 7-9 - Angie Lee)

Date	Opponent	W-L	Score
11/15	at Washington	L	76-84
11/17	#21 Iowa State	L	65-81
11/20	Weber State	W	77-57
11/22	Western Kentucky	L	65-68

### Prairie Lights Classic (Iowa City)

11/27	Missouri	W	75-68
11/28	Princeton	W	59-44

### Syracuse Carrier Classic (Syracuse, NY)

12/4	vs Kent State	W	62-58
12/5	at Syracuse	W	70-64
12/8	at Drake	L	73-86
12/20	at Auburn	L	55-78
12/28	Illinois	W	89-86
1/3	at Wisconsin	L	72-79
1/5	at Minnesota	L	58-66
1/8	Indiana	W	77-76
1/10	#3 Purdue	L	69-71 (ot)
1/15	at #20 Penn State	L	60-66
1/17	at Michigan State	L	64-70
1/22	Michigan	L	67-86
1/29	Michigan State	L	69-81
1/31	#21 Penn State	L	64-88
2/5	at Ohio State	L	66-70
2/7	at Indiana	W	73-69
2/12	Minnesota	W	79-62
2/14	Northwestern	W	86-69
2/19	at Michigan	W	78-75
2/21	at Illinois	L	73-86

### Big Ten Tournament (Indianapolis, IN)

2/28	vs. Northwestern	L	71-75
------	------------------	---	-------

## 1999-2000

(9-18, 6-10 - Angie Lee)

Date	Opponent	W-L	Score
11/19	at Marquette	L	64-69
11/21	#1 Connecticut	L	45-73

### Gazette Hawkeye Challenge (Iowa City)

11/27	Bradley	W	92-49
11/28	Syracuse	W	76-73

12/2	at Utah	L	61-70
12/4	at Weber State	W	73-55
12/11	at #9 Iowa State	L	69-79
12/18	#8 Auburn	L	55-91
12/20	Drake	L	59-84
12/30	at #8 Penn State	L	63-80
1/2	Indiana	W	82-68
1/7	at #15 Illinois	L	60-86
1/9	at Northwestern	L	52-53
1/13	Minnesota	W	80-51
1/16	#6 Penn State	L	64-78
1/20	Michigan State	L	77-82
1/23	at Michigan	L	78-82
1/27	Wisconsin	W	66-62
1/30	at Arkansas	L	65-72
2/3	at Indiana	L	67-70
2/6	at Michigan State	L	64-74
2/13	#25 Illinois	W	80-73
2/17	Ohio State	W	68-60
2/20	at Minnesota	W	77-53
2/24	Michigan	L	61-78
2/27	at #21 Purdue	L	59-73

### Big Ten Tournament (Indianapolis, IN)

3/2	vs. Northwestern	L	59-68
-----	------------------	---	-------

## 2000-01

(21-10, 12-4 - Lisa Bluder)

Date	Opponent	W-L	Score
11/17	Marquette	W	70-57
11/19	Utah	L	42-66
11/22	#8 Iowa State	L	76-86

### Gazette Hawkeye Challenge (Iowa City)

11/25	Western Illinois	W	99-54
11/26	Nevada	W	73-59
12/1	at Mount St. Mary's	W	89-63
12/3	at George Washington	L	64-78
12/7	at #18 Missouri St	L	87-101
12/10	Colorado	W	92-66
12/16	at Drake	L	58-73
12/28	Northwestern	W	95-61
12/31	at Wisconsin	L	91-94
1/4	at #8 Purdue	L	58-73
1/7	Michigan	W	79-58
1/14	Wisconsin	W	74-68
1/17	at Ohio State	L	52-79
1/21	#13 Penn State	W	79-64
1/25	at Northwestern	W	92-52
2/1	at Michigan State	W	71-56
2/4	Indiana	W	83-56
2/8	#5 Purdue	W	96-87
2/11	at Minnesota	W	82-71
2/15	at Michigan	L	78-80
2/18	Ohio State	W	74-59
2/22	Michigan State	W	50-47
2/25	at Illinois	W	75-64

### Big Ten Tournament (Grand Rapids, MI)

3/2	vs. Indiana	W	81-76
3/3	vs. Illinois	W	86-79
3/4	vs. #7 Purdue	W	75-70

### NCAA Championships - 1st Round (Salt Lake City, UT)

3/17	vs. Oregon	W	89-82 (ot)
------	------------	---	------------

### NCAA Championships - 2nd Round (Salt Lake City, UT)

3/19	at #17 Utah	L	69-78
------	-------------	---	-------

## 2001-02

(18-11, 10-6 - Lisa Bluder)

Date	Opponent	W-L	Score
<b>Great Alaska Shootout (Anchorage, AK)</b>			

11/20	vs. Gonzaga	W	69-54
11/21	vs. Marquette	W	90-72
11/25	Drake	L	72-75 (ot)
11/27	Missouri State	W	84-64
11/30	at Denver	W	84-72
12/1	at #11 Colorado	L	83-92

### Gazette Hawkeye Challenge (Iowa City)

12/7	Texas-Pan American	W	86-38
12/8	Kent State	W	76-65
12/12	at #5 Iowa State	L	64-82
12/15	Creighton	W	86-43
12/22	at Northwestern	W	74-47
12/30	#14 Wisconsin	L	61-68
1/3	at Ohio State	L	63-82
1/6	#9 Purdue	W	90-75
1/10	Northwestern	W	82-68
1/13	at Indiana	W	73-65
1/20	Ohio State	W	79-65
1/24	Michigan State	W	75-55
1/27	at #11 Purdue	L	68-82
1/31	at Michigan	L	74-82
2/3	#24 Minnesota	L	83-94
2/7	at #16 Wisconsin	W	76-64
2/10	at Penn State	W	96-81
2/14	Michigan	L	80-91
2/20	at Michigan State	W	69-59
2/24	Illinois	W	79-71

### Big Ten Tournament (Indianapolis, IN)

3/1	vs. Indiana	L	76-78 (ot)
-----	-------------	---	------------

### NCAA Championships - 1st Round (Storrs, CT)

3/16	vs. Virginia	W	69-62
------	--------------	---	-------

### NCAA Championships - 2nd Round (Storrs, CT)

3/18	at Connecticut	L	48-86
------	----------------	---	-------

## 2002-03

(18-15, 6-10 - Lisa Bluder)

Date	Opponent	W-L	Score
------	----------	-----	-------

### KCRG TV-9 Hawkeye Challenge (Iowa City)

11/23	IUPUI	W	84-75 (ot)
11/24	Charlotte	W	85-70
11/26	Northern Iowa	W	98-68

### LMU Thanksgiving Classic (Los Angeles, CA)

11/29	vs. NC State	L	66-69 (ot)
11/30	vs. South Alabama	W	83-62





## ALL-TIME RESULTS

12/4	Iowa State	W	64-39
12/8	at Creighton	L	82-89
12/12	Denver	W	83-49
12/21	at Drake	W	72-52
12/29	Missouri	W	87-65

### Big Ten/Big XII Challenge (Manhattan, KS)

1/5	at #4 Kansas State	L	60-103
1/9	at #16 Penn State	L	52-86
1/12	at #9 Minnesota	L	65-94
1/16	Northwestern	W	72-60
1/21	Wisconsin	W	77-60
1/23	at #11 Purdue	L	64-83
1/26	at Ohio State	L	59-74
1/30	Indiana	W	78-62
2/2	Illinois	L	72-82
2/6	at Michigan	W	65-57
2/9	at Illinois	L	58-73
2/13	at Indiana	L	68-89
2/16	#12 Penn State	W	80-75
2/20	#16 Minnesota	L	60-77
2/23	at Wisconsin	W	76-59
2/27	Michigan State	L	58-68
3/2	#12 Purdue	L	68-78

### Big Ten Tournament (Indianapolis, IN)

3/6	vs. Northwestern	W	70-58
3/7	vs. #13 Minnesota	W	80-77
3/9	vs. #12 Purdue	L	57-84

### WNIT - 1st Round (Iowa City)

3/20	Saint Louis	W	93-64
------	-------------	---	-------

### WNIT - 2nd Round (Iowa City)

3/23	Marquette	W	76-73
------	-----------	---	-------

### WNIT - Quarterfinals (Iowa City)

3/25	Creighton	L	64-70
------	-----------	---	-------

## 2003-04

(16-13, 10-6 - Lisa Bluder)

Date	Opponent	W-L	Score
------	----------	-----	-------

### KCRG-TV9 Hawkeye Challenge (Iowa City)

11/21	Butler	W	83-60
11/22	Houston	L	64-70

### FIU Thanksgiving Classic (Miami, FL)

11/28	vs. Saint Joseph's	W	62-58
11/29	at Fla. International	W	93-86
12/3	at Iowa State	L	94-101 (2ot)
12/5	at Marquette	W	65-62
12/8	at Northern Iowa	W	76-67
12/12	#11 Kansas State	L	60-82
12/21	Drake	W	79-65
12/28	Creighton	L	72-84 (ot)
12/30	at Missouri	L	65-75
1/2	Illinois	W	91-73
1/8	at #8 Penn State	L	64-92
1/11	at #6 Minnesota	L	61-75
1/15	Indiana	W	72-65
1/18	Wisconsin	W	66-46
1/25	Michigan	W	69-58

1/29	at Northwestern	W	76-61
2/1	at #18 Michigan St	W	78-67
2/5	Ohio State	L	82-93
2/10	#5 Purdue	L	79-90
2/12	at Wisconsin	W	87-82 (ot)
2/15	at Indiana	W	78-69
2/19	#11 Minnesota	W	81-61
2/22	#7 Penn State	L	58-70
2/26	at #4 Purdue	L	55-84
2/29	at Illinois	W	89-64

### Big Ten Tournament (Indianapolis, IN)

3/5	vs. #24 Michigan St	L	54-81
-----	---------------------	---	-------

### NCAA Championships - 1st Round (Blacksburg, VA)

3/21	at Virginia Tech	L	76-89
------	------------------	---	-------

## 2004-05

(23-10, 8-8 - Lisa Bluder)

Date	Opponent	W-L	Score
------	----------	-----	-------

### KCRG-TV9 Hawkeye Challenge (Iowa City)

11/19	Southern Illinois	W	66-50
11/20	Missouri	W	75-54

### Junkanoo Jam (Freeport, Bahamas)

11/26	vs. Florida	W	65-65
11/27	vs. #21 Oklahoma	W	54-47
12/1	Iowa State	W	89-80
12/5	Northern Iowa	W	77-50
12/8	Marquette	W	78-72
12/10	at Creighton	W	91-82 (ot)
12/18	at Drake	W	80-69
12/21	Western Illinois	W	76-69
12/28	at UW-Milwaukee	W	59-51
12/30	Indiana	W	62-51
1/2	at Illinois	W	72-58
1/6	Penn State	L	71-77
1/9	at #6 Michigan State	L	56-68
1/13	at #5 Ohio State	L	57-80
1/16	Northwestern	W	81-76
1/23	at #23 Purdue	L	75-79
1/27	Michigan	W	71-63
2/3	at #14 Minnesota	L	50-81
2/6	Wisconsin	L	78-88
2/10	at Northwestern	W	60-40
2/13	#2 Ohio State	L	60-67
2/17	#9 Michigan State	L	60-67
2/19	at Michigan	W	78-59
2/24	Illinois	W	87-63
2/27	at Indiana	W	56-53

### Big Ten Tournament (Indianapolis, IN)

3/3	vs. Michigan	W	70-42
3/4	vs. #23 Penn State	L	66-68

### WNIT - 1st Round (Iowa City)

3/18	Creighton	W	67-52
------	-----------	---	-------

### WNIT - 2nd Round (Lincoln, NE)

3/21	at Nebraska	W	71-67
------	-------------	---	-------

### WNIT - Quarterfinals (Cedar Rapids, IA)

3/24	vs. Arkansas State	W	66-52
------	--------------------	---	-------

### WNIT - Semifinals (Springfield, MO)

3/28	at SW Missouri St	L	80-89
------	-------------------	---	-------

## 2005-06

(17-12, 10-6 - Lisa Bluder)

Date	Opponent	W-L	Score
------	----------	-----	-------

11/20	UW-Milwaukee	W	82-42
11/22	at Louisiana Tech	L	91-95 (2ot)

### Odwalla Classic (San Francisco, CA)

11/25	vs. #22 Oklahoma	L	68-85
11/26	vs. Rider	W	88-41
11/30	UW-Green Bay	W	81-57

### KCRG-TV9 Hawkeye Challenge (Iowa City)

12/2	Vermont	W	79-57
12/4	#6 Rutgers	L	51-57
12/8	at Iowa State	L	61-77
12/18	Drake	W	92-72
12/21	at Northern Iowa	W	65-54
12/23	Creighton	W	74-64
12/29	at Indiana	L	53-65
1/1	Illinois	W	84-65
1/5	at Michigan	W	77-63
1/9	#9 Michigan State	W	75-64
1/12	#8 Ohio State	L	62-72
1/15	at Northwestern	W	80-48
1/19	at Wisconsin	W	68-59
1/22	#12 Minnesota	L	68-80
1/26	at Penn State	L	61-72
2/2	#8 Purdue	W	77-71 (ot)
2/9	Northwestern	W	76-61
2/12	at #7 Ohio State	L	77-88
2/16	at #14 Michigan State	L	71-73
2/19	Michigan	W	67-55
2/23	at Illinois	W	71-60
2/26	Indiana	W	78-70

### Big Ten Tournament (Indianapolis, IN)

3/3	vs. #16 Michigan St	L	58-79
-----	---------------------	---	-------

### NCAA Championships - 1st Round (Denver, CO)

3/18	vs. #20 BYU	L	62-67
------	-------------	---	-------

## 2006-07

(14-16, 6-10 - Lisa Bluder)

Date	Opponent	W-L	Score
------	----------	-----	-------

### WBCA Classic (Kansas City, MO)

11/11	vs. Missouri State	W	79-70
11/12	vs. Kansas	W	63-49
11/15	Indiana State	W	88-83

### KCRG-TV9 Hawkeye Challenge (Iowa City)

11/17	Quinnipiac	W	93-77
11/18	Fla. International	W	72-62
11/21	Louisiana Tech	L	59-77
11/26	at Creighton	W	75-60
11/30	Iowa State	L	74-80
12/3	Samford	W	66-60
12/7	at UW-Green Bay	L	43-67
12/16	at Rutgers	L	53-70



# IOWA WOMEN'S BASKETBALL

## ALL-TIME RESULTS

12/19	Northern Iowa	L	62-83
12/22	at Drake	W	77-70
12/28	at Minnesota	W	58-56
12/31	#7 Ohio State	L	67-73
1/2	#10 Purdue	L	58-68
1/7	at Northwestern	W	63-61
1/11	at Indiana	W	71-67
1/14	#20 Michigan St	L	63-83
1/21	at #21 Michigan St	L	57-67
1/25	Minnesota	L	78-80 (ot)
1/28	at Penn State	L	71-78
2/4	at #5 Ohio State	L	49-85
2/8	Michigan	W	66-49
2/11	at Wisconsin	L	73-84
2/15	Illinois	L	69-74
2/18	Penn State	W	79-72
2/22	at #15 Purdue	L	52-76
2/25	Wisconsin	W	103-93
<b>Big Ten Tournament (Indianapolis, IN)</b>			
3/1	vs. Indiana	L	53-67

### 2007-08

(21-11, 13-5 - Lisa Bluder)

Date	Opponent	W-L	Score
11/11	Dartmouth	W	61-43
11/13	Drake	W	62-50
11/18	at Northern Iowa	W	77-67

### Caribbean Challenge (Cancun, Mexico)

11/22	vs. Mississippi St	W	60-54
11/23	vs. #13 Arizona St	L	58-60
11/28	Georgia Tech	L	57-76
12/2	Detroit	W	65-42
12/5	at Iowa State	L	44-58

### KCRG-TV9 Hawkeye Challenge (Iowa City)

12/8	Northern Illinois	W	87-43
12/9	Wyoming	L	50-54
12/22	Western Illinois	W	70-49
12/28	Penn State	W	67-58
12/30	at Michigan	L	46-63
1/3	at Minnesota	W	68-66 (ot)
1/6	#20 Ohio State	L	65-73
1/10	at Michigan State	L	65-73
1/13	Wisconsin	W	78-74 (ot)
1/21	at Illinois	W	60-58
1/24	Purdue	W	69-53
1/27	Michigan	W	66-61
1/31	at Northwestern	W	70-55
2/3	Indiana	W	81-65
2/7	Michigan State	W	82-64
2/10	at Penn State	W	73-65
2/14	at Purdue	L	46-59
2/17	Minnesota	W	72-69
2/21	at #20 Ohio State	L	56-69
2/28	Northwestern	W	68-42
3/2	at Wisconsin	W	87-78

### Big Ten Tournament (Indianapolis, IN)

3/7	vs. Michigan	W	58-37
-----	--------------	---	-------

3/8	vs. Purdue	L	73-80
<b>NCAA Championships - 1st Round (Norfolk, VA)</b>			
3/23	vs. Georgia	L	61-67

### 2008-09

(21-11, 13-5 - Lisa Bluder)

Date	Opponent	W-L	Score
11/16	Texas State	W	87-45
11/18	at Kansas	L	55-76

### KCRG-TV9 Hawkeye Challenge (Iowa City)

11/22	Boston University	W	83-58
11/23	Providence	W	64-46

### Paradise Jam (US. Virgin Islands)

11/27	vs. Texas Tech	W	56-48
11/28	vs. South Florida	L	79-82 (ot)
11/29	vs. #3 California	L	43-76
12/4	at #12 Duke	L	47-71
12/7	#22 Iowa State	W	66-46
12/11	Northern Iowa	W	72-46
12/20	at Drake	W	71-53
12/22	at Wisconsin	W	73-63
12/28	Purdue	L	60-69
1/4	at Indiana	L	54-76
1/8	at Purdue	L	49-60
1/11	Minnesota	W	74-57
1/15	at Illinois	W	72-62
1/18	Northwestern	W	74-46
1/26	Michigan	W	77-69
1/29	at Michigan State	L	56-68
2/1	Penn State	W	97-89 (3ot)
2/5	Indiana	W	69-67
2/8	at Minnesota	L	58-64
2/12	#13 Ohio State	W	85-75
2/15	at Penn State	W	63-57
2/19	Wisconsin	W	72-65
2/22	at Michigan	W	68-64
2/26	Illinois	W	69-56
3/1	at Northwestern	W	86-79

### Big Ten Tournament (Indianapolis, IN)

3/6	vs. Minnesota	W	79-64
3/7	vs. #12 Ohio State	L	56-72

### NCAA Championships - 1st Round (Iowa City)

3/22	Georgia Tech	L	62-76
------	--------------	---	-------

### 2009-10

(20-14, 10-8 - Lisa Bluder)

Date	Opponent	W-L	Score
11/14	Santa Clara	W	67-51
11/15	Illinois State	W	75-67

### KCRG-TV9 Hawkeye Challenge (Iowa City)

11/18	#19 Kansas	L	55-66
11/22	at Northern Iowa	W	81-70
11/24	William & Mary	W	78-54

### Nugget Classic (Reno, NV)

11/27	vs. West Virginia	L	66-69
11/28	vs. Columbia	W	72-69

12/2	Boston College	L	67-72
12/6	Michigan	L	51-54
12/10	at Iowa State	L	66-85
12/20	Drake	W	73-61
12/22	South Dakota St	W	82-69
12/28	at Penn State	L	73-77 (ot)
12/31	Wisconsin	W	61-51
1/3	at Minnesota	L	69-72 (ot)
1/7	at Michigan	L	46-63
1/14	Penn State	L	62-68
1/17	at Purdue	L	59-81
1/21	at Illinois	W	74-65
1/24	Northwestern	W	78-69
1/31	Purdue	W	70-50
2/4	at #8 Ohio State	L	82-86
2/7	Michigan State	W	77-66
2/11	at Indiana	W	71-67
2/14	Illinois	W	77-67
2/18	Minnesota	W	75-54
2/21	at Northwestern	L	66-72
2/25	Indiana	W	76-64
2/28	at Wisconsin	W	68-60 (ot)

### Big Ten Tournament (Indianapolis, IN)

3/5	vs. Penn State	W	82-75
3/6	vs. #23 Michigan St	W	59-54
3/7	vs. #10 Ohio State	L	64-66

### NCAA Championships - 1st Round (Stanford, CA)

3/20	vs. Rutgers	W	70-63
3/22	at #2 Stanford	L	67-96

### 2010-11

(22-9, 10-6 - Lisa Bluder)

### Islander Tip-Off Tournament (Corpus Christi, TX)

11/12	vs. Southern Univ.	W	76-52
11/13	vs. Arkansas State	W	50-47
11/16	Bradley	W	91-53

### KCRG-TV9 Hawkeye Challenge (Iowa City)

11/20	Northeastern	W	87-59
11/21	Central Michigan	W	90-79

### Caribbean Challenge (Cancun, Mexico)

11/25	vs. James Madison	W	67-61
11/26	vs. Virginia Tech	W	72-43
12/2	at #14 North Carolina	L	67-79
12/5	Kansas State	W	68-62
12/9	#15 Iowa State	W	62-40
12/18	at South Dakota St	W	65-54
12/20	at Drake	W	75-71
12/22	Northern Iowa	W	75-64
12/30	at Penn State	L	59-68
1/2	Michigan	L	53-60
1/5	at Minnesota	W	63-57
1/8	#20 Ohio State	W	89-76
1/13	at #9 Michigan State	L	60-63
1/16	Indiana	W	71-51



## ALL-TIME RESULTS

1/24	at #25 Ohio State	L	67-81
1/27	#10 Michigan State	W	66-64
1/30	at Illinois	W	80-69
2/3	at Purdue	L	41-30
2/6	Penn State	L	75-82
2/10	Minnesota	W	64-62
2/13	at Northwestern	W	86-75
2/16	Wisconsin	W	59-44
2/24	Illinois	W	83-64
2/27	at Indiana	W	93-79
<b>Big Ten Tournament (Indianapolis, IN)</b>			
3/4	vs. Ohio State	L	61-71
<b>NCAA Championships - 1st Round (Spokane, WA)</b>			
3/19	at Gonzaga	L	86-92

### 2011-12

(19-12, 11-5 - Lisa Bluder)

Date	Opponent	W-L	Score
<b>KCRG-TV9 Hawkeye Challenge (Iowa City)</b>			
11/12	Harvard	W	90-81
11/13	UNLV	L	59-69
11/16	Albany	W	82-60
11/19	at Northern Iowa	W	78-74
<b>Junkanoo Jam (Freeport, Bahamas)</b>			
11/25	vs. St. John's	W	60-52
11/26	vs. #4 Texas A&M	L	58-74
11/30	Virginia Tech	W	58-47
12/3	at Kansas State	L	78-81 (ot)
12/7	at Iowa State	L	54-62
12/9	Western Illinois	W	98-45
12/17	at Bradley	L	88-96
12/20	Drake	W	71-46
12/22	Mississippi Valley St.	W	86-80
12/30	Northwestern	W	86-55
1/2	at #9 Ohio State	L	71-84
1/5	Illinois	W	69-62 (ot)
1/8	#19 Nebraska	L	72-77
1/15	at #17 Purdue	L	55-57
1/19	Wisconsin	W	69-57
1/22	at #21 Penn State	L	52-68
1/26	at #19 Nebraska	L	53-60
1/28	#13 Purdue	W	59-42
2/2	at Wisconsin	W	85-79 (ot)
2/5	at Indiana	W	83-64
2/9	Minnesota	W	75-58
2/12	Michigan State	W	74-57
2/16	at Michigan	W	58-57
2/23	at Northwestern	W	70-63
2/26	Michigan	W	79-71
<b>Big Ten Tournament (Indianapolis, IN)</b>			
3/2	at #24 Nebraska	L	68-80
<b>NCAA Championships - 1st Round (South Bend, IN)</b>			
3/18	vs. California	L	74-84

### 2012-13

(21-13, 8-8 - Lisa Bluder)

Date	Opponent	W-L	Score
<b>Preseason WNIT (Iowa City)</b>			
11/9	Northern Illinois	W	63-40
11/11	Illinois State	W	74-64
11/14	Middle Tennessee St.	W	69-63 (ot)
11/18	North Carolina	L	64-77
11/20	Robert Morris	W	58-44
<b>FIU Thanksgiving Classic (Miami, FL)</b>			
11/23	at Florida Intl.	L	65-66
11/25	vs. #12 West Virginia	W	79-70
11/28	at Florida State	L	69-83
12/1	Northern Iowa	W	68-46
12/6	#22 Iowa State	W	50-42
12/16	at Drake	W	82-65
12/19	Missouri State	W	97-43
<b>San Diego Surf 'N Slam Classic (San Diego, CA)</b>			
12/28	vs. #20 Texas	W	86-63
12/30	at San Diego	W	83-73
1/3	#24 Ohio State	W	77-71 (ot)
1/6	Michigan	L	64-68
1/10	at Wisconsin	W	65-56
1/17	at Michigan State	L	54-65
1/20	#11 Purdue	W	62-46
1/24	Wisconsin	W	71-60
1/27	at #23 Michigan	W	63-57
1/31	at Illinois	L	62-74
2/3	Northwestern	L	65-67
2/7	at Minnesota	L	60-72
2/11	Nebraska	L	75-76
2/14	#8 Penn State	L	69-81
2/17	at #18 Purdue	W	72-52
2/24	at #24 Nebraska	L	46-66
2/28	Indiana	W	75-70
3/3	at Northwestern	W	62-45
<b>Big Ten Tournament (Hoffman Estates, IL)</b>			
3/7	vs. Northwestern	W	60-55
3/8	vs. #21 Nebraska	L	61-76
<b>NCAA Championships - 1st Round (Iowa City)</b>			
3/24	Miami	W	69-53
<b>NCAA Championships - 2nd Round (Iowa City)</b>			
3/26	#2 Notre Dame	L	57-74

### 2013-14

(27-9, 11-5 - Lisa Bluder)

Date	Opponent	W-L	Score
<b>Hawkeye Challenge (Iowa City)</b>			
11/8	UC Riverside	W	70-56
11/10	#14 Dayton	W	97-93 (ot)
11/13	Arkansas-Pine Bluff	W	76-38
11/17	Stony Brook	W	78-40
11/20	at #16 Colorado	L	87-90
11/24	at Northern Iowa	W	67-60
<b>Cancun Challenge (Cancun, Mexico)</b>			
11/28	vs. USC	W	78-65

11/29	vs. Boston College	W	78-68
11/30	vs. UNC-Wilmington	W	102-65
12/5	#22 Syracuse	W	97-91
12/7	Idaho State	W	95-47
12/12	at #11 Iowa State	L	70-83
12/21	Drake	W	73-51
12/28	North Dakota	W	88-62
1/2	at Indiana	L	84-86
1/5	#15 Penn State	L	71-87
1/8	Minnesota	W	78-71
1/12	at Wisconsin	W	82-65
1/16	Michigan State	L	72-88
1/19	at Ohio State	W	81-74
1/25	Indiana	W	84-75
1/29	at Minnesota	W	64-56
2/1	#23 Nebraska	L	67-80
2/6	at #9 Penn State	W	73-70
2/10	Northwestern	W	90-84
2/13	Illinois	W	69-55
2/16	at #23 Purdue	L	73-74
2/22	at Michigan	W	74-70
2/27	Ohio State	W	65-61
3/2	at Illinois	W	81-56
<b>Big Ten Tournament (Indianapolis, IN)</b>			
3/6	vs. Illinois	W	81-62
3/7	vs. #16 Purdue	W	87-80
3/8	vs. Ohio State	W	77-73
3/9	vs. #15 Nebraska	L	65-72
<b>NCAA Championships - 1st Round (Iowa City)</b>			
3/23	Marist	W	87-65
<b>NCAA Championships - 2nd Round (Iowa City)</b>			
3/25	#4 Louisville	L	53-83

### 2014-15

(26-8, 14-4 - Lisa Bluder)

Date	Opponent	W-L	Score
11/14	USC Upstate	W	107-56
11/16	Robert Morris	W	85-67
<b>Hawkeye Challenge (Iowa City)</b>			
11/21	Pepperdine	W	97-68
11/22	Dayton	W	90-83
11/25	Northern Iowa	W	74-45
<b>S. Point Thanksgiving Shootout (Las Vegas, NV)</b>			
11/28	vs. Arkansas	L	67-77
11/29	vs. Gonzaga	W	79-67
<b>Big Ten/ACC Challenge (Louisville, KY)</b>			
12/4	at #7 Louisville	L	52-86
12/7	Colorado	W	78-63
12/11	Iowa State	W	76-67
12/21	at Drake	W	100-98
12/28	Penn State	W	77-52
1/4	at #16 Rutgers	W	79-72
1/8	at Illinois	L	61-73
1/11	Purdue	W	73-59
1/14	Northwestern	W	83-70
1/18	at Michigan State	W	52-50





# IOWA WOMEN'S BASKETBALL

## ALL-TIME RESULTS

1/22	Michigan	W	76-70
1/26	#15 Nebraska	W	78-72 (ot)
1/29	at Northwestern	W	102-99
2/1	at #5 Maryland	L	88-93
2/5	Ohio State	W	73-65
2/8	at Wisconsin	W	87-75
2/12	at #20 Nebraska	W	69-61
2/15	Indiana	W	81-64
2/17	at Minnesota	L	80-93
2/21	at Ohio State	L	82-100
2/26	Wisconsin	W	78-74
3/1	Minnesota	W	92-76

### Big Ten Tournament (Hoffman Estates, IL)

3/6	vs. #25 Nebraska	W	74-65
3/7	vs. Ohio State	L	85-91 (ot)

### NCAA Championships - 1st Round (Iowa City)

3/20	American	W	75-67
------	----------	---	-------

### NCAA Championships - 2nd Round (Iowa City)

3/22	Miami	W	88-70
------	-------	---	-------

### NCAA Midwest Regional - Semifinal (Oklahoma City)

3/27	vs. #5 Baylor	L	66-81
------	---------------	---	-------

## 2015-16

(19-14, 8-10 - Lisa Bluder)

Date	Opponent	W-L	Score
------	----------	-----	-------

### Hawkeye Challenge (Iowa City)

11/13	North Dakota	W	83-61
11/15	UT Martin	W	62-56
11/19	Western Illinois	W	96-81 (ot)
11/22	at Northern Iowa	W	80-65

### Lone Star Showcase (Austin, Texas)

11/26	vs. Wright State	W	83-77
11/27	vs. #21 George Wash.	L	77-81 (2ot)
11/28	vs. Houston	W	64-50

### Big Ten/ACC Challenge (Charlottesville, VA)

12/2	at Virginia	W	85-73
12/6	Robert Morris	W	69-50
12/11	at Iowa State	L	66-69
12/19	Bradley	W	60-53
12/22	Drake	W	89-76
12/31	at Nebraska	W	74-68
1/4	Rutgers	W	69-65
1/7	at Michigan	L	75-82
1/10	#8 Maryland	L	56-76
1/13	at Wisconsin	W	57-54
1/16	at #18 Michigan St.	L	73-80
1/20	Penn State	L	69-82
1/24	at Purdue	L	73-90
1/28	Michigan	W	85-69
1/31	at Northwestern	W	79-64
2/4	at Indiana	L	74-79
2/7	#14 Michigan State	L	69-74
2/11	#6 Ohio State	L	81-98
2/15	at Minnesota	L	76-78
2/18	Purdue	W	63-55
2/21	Indiana	W	76-73

2/24	at Penn State	L	68-81
2/27	Illinois	W	61-56

### Big Ten Tournament (Indianapolis, IN)

3/3	vs. Michigan	W	97-85
3/4	vs. #5 Maryland	L	55-75

### WNIT Tournament (Iowa City)

3/17	Ball State	L	72-77
------	------------	---	-------

## 2016-17

(20-14, 8-8 - Lisa Bluder)

Date	Opponent	W-L	Score
------	----------	-----	-------

11/11	Oral Roberts	W	96-76
11/13	Hampton	W	84-51
11/16	at North Dakota	W	75-60

### Hawkeye Challenge (Iowa City)

11/19	Massachusetts	W	71-30
11/20	South Dakota State	L	64-66

### Cancun Challenge (Cancun, Mexico)

11/24	vs. #9 UCLA	L	65-78
11/25	vs. James Madison	W	90-75

### Big Ten/ACC Challenge (Iowa City, Iowa)

11/30	#1 Notre Dame	L	58-73
12/4	Northern Iowa	W	88-59
12/7	Iowa State	W	88-76
12/9	Robert Morris	W	81-76
12/18	at Drake	L	76-81
12/20	Kent State	W	83-48
12/28	at Illinois	L	65-70
12/31	Nebraska	W	75-72
1/3	at Penn State	L	58-71
1/11	Illinois	W	78-58
1/14	#3 Maryland	L	82-98
1/17	Rutgers	L	71-59
1/21	Minnesota	W	80-65
1/29	at #3 Maryland	L	81-100
2/2	Rutgers	W	71-57
2/5	at Michigan	L	70-72
2/9	Michigan State	W	87-83 (ot)
2/12	at #13 Ohio State	L	81-88
2/16	Northwestern	W	78-59
2/19	at Purdue	L	52-72
2/22	at Indiana	L	77-80 (2ot)
2/26	Wisconsin	W	71-60

### Big Ten Tournament (Indianapolis, IN)

3/2	vs. Northwestern	L	73-78
-----	------------------	---	-------

### WNIT Tournament (Iowa City)

3/16	Missouri State	W	95-74
3/18	South Dakota	W	78-73
3/23	Colorado	W	80-62
3/26	Washington State	L	66-74

## 2017-18

(24-8, 11-5 - Lisa Bluder)

Date	Opponent	W-L	Score
------	----------	-----	-------

### Hawkeye Challenge (Iowa City)

11/10	Quinnipiac	W	83-67
-------	------------	---	-------

11/11	Western Kentucky	W	104-97 (ot)
11/15	Northern Illinois	W	105-80
11/19	Western Michigan	W	79-56

### Puerto Rico Classic (Puerto Rico)

11/22	vs. Morgan State	W	90-46
11/23	vs. Charlotte	W	77-64
11/25	vs. Elon	W	74-61

### Big Ten/ACC Challenge (Iowa City)

11/29	#13 Florida State	L	93-94
12/3	Samford	W	80-59
12/6	at Iowa State	W	61-55
12/9	Arkansas-Pine Bluff	W	85-45
12/17	at Northern Iowa	W	71-47
12/21	Drake	W	79-66
12/28	at Wisconsin	W	56-45
12/31	#19 Michigan	W	82-72
1/4	at #13 Maryland	L	64-80
1/7	at Illinois	W	84-71
1/13	Purdue	L	70-76
1/16	at Nebraska	L	65-74
1/21	at Minnesota	L	72-77
1/25	#14 Ohio State	W	103-89
1/28	Nebraska	L	74-92
2/1	at Michigan State	W	71-68 (ot)
2/4	Minnesota	W	92-84
2/8	Penn State	W	80-76
2/11	at Northwestern	W	70-61
2/18	Wisconsin	W	88-61
2/21	at Rutgers	W	77-67 (ot)
2/24	Indiana	W	75-62

### Big Ten Tournament (Indianapolis, IN)

3/1	vs. Northwestern	W	55-45
3/2	vs. Minnesota	L	89-90

### NCAA Championships - 1st Round (Los Angeles, CA)

3/17	vs. Creighton	L	70-76
------	---------------	---	-------

## 2018-19

(29-7, 14-4 - Lisa Bluder)

Date	Opponent	W-L	Score
------	----------	-----	-------

11/09	Oral Roberts	W	90-77
11/13	at Western Kentucky	W	104-67
11/17	N.C. Central	W	106-39

### 2018 Junkanoo Jam (Bimini, Bahamas)

11/23	vs. #25/20 W. Virginia	W	84-81
11/24	vs. Florida State	L	67-71

### ACC/Big Ten Challenge (South Bend, IN)

11/29	at #1 Notre Dame	L	71-105
12/02	Robert Morris	W	92-63

### Iowa Corn Cy-Hawk Series (Iowa City)

12/05	Iowa State	W	73-70
12/08	IUPUI	W	72-58
12/16	UNI	W	83-57
12/21	at Drake	W	91-82
12/30	at #21/22 Michigan St.	L	70-84
1/03	Nebraska	W	77-71
1/07	Wisconsin	W	71-53



## ALL-TIME RESULTS

1/10	at Purdue	L	57-62
1/14	at #23/20 Minnesota	W	81-63
1/17	Michigan	W	75-61
1/20	at Illinois	W	94-75
1/23	#14/18 Rutgers	W	72-66
1/27	Purdue	W	72-58
2/1	at Michigan	L	81-90
2/3	at Penn State	W	81-61
2/7	Michigan State	W	86-71
2/10	at Ohio State	W	78-52
2/14	Illinois	W	88-66
2/17	#7/8 Maryland	W	86-73
2/21	at Indiana	L	73-75
2/25	at Nebraska	W	74-58
3/3	Northwestern	W	74-50

### Big Ten Tournament (Indianapolis, IN)

3/8	vs. Indiana	W	70-61
3/9	vs. Rutgers	W	72-67
3/10	vs. #8 Maryland	W	90-76

### NCAA Championships - 1st Round (Iowa City)

3/22	Mercer	W	66-61
------	--------	---	-------

### NCAA Championships - 2nd Round (Iowa City)

3/24	Missouri	W	68-52
------	----------	---	-------

### NCAA Championships - Sweet 16 (Greensboro, NC)

3/30	vs. #10 NC State	W	79-61
------	------------------	---	-------

### NCAA Championships - Elite 8 (Greensboro, NC)

4/1	vs. #1 Baylor	L	53-85
-----	---------------	---	-------

## 2019-20

(23-7, 14-4 - Lisa Bluder)

Date	Opponent	W-L	Score
11/7	Florida Atlantic	W	85-53
11/14	North Alabama	W	86-81
11/17	at UNI	L	66-88
11/20	Princeton	W	77-75 (ot)

### 2019 Puerto Rico Clasico (San Juan, Puerto Rico)

11/27	vs. Cincinnati	W	69-61
11/28	vs. Towson	W	100-72
11/30	vs. Washington	L	63-70

### ACC/Big Ten Challenge (Iowa City)

12/4	Clemson	W	74-60
------	---------	---	-------

### Iowa Corn Cy-Hawk Series (Ames, IA)

12/11	at Iowa State	W	75-69
12/14	NC Central	W	102-50
12/21	Drake	W	79-67
12/28	at Nebraska	L	69-78
12/31	Illinois	W	108-72
1/5	at Northwestern	W	77-51
1/9	#17/16 Maryland	W	66-61
1/12	#12/13 Indiana	W	91-85 (2ot)
1/16	at Minnesota	W	76-75
1/19	at Wisconsin	W	85-78
1/23	Ohio State	W	77-68
1/26	Michigan State	W	74-57
1/30	at Penn State	W	77-66
2/2	at Michigan	L	63-78

2/6	Nebraska	W	76-60
2/9	at Purdue	W	83-71
2/13	at #10 Maryland	L	59-93
2/16	Wisconsin	W	97-71
2/22	Penn State	W	100-57
2/27	Minnesota	W	90-82
3/1	at Rutgers	L	74-78 (ot)

### Big Ten Tournament (Indianapolis, IN)

3/6	vs. Ohio State	L	66-87
-----	----------------	---	-------

\*\*The 2020 NCAA Tournament was canceled due to the COVID-19 Pandemic

## 2020-21

(20-10, 11-8 - Lisa Bluder)

Date	Opponent	W-L	Score
11/25	Northern Iowa	W	96-81
12/2	at Drake	W	103-97
12/5	Wisconsin	W	85-78

### Iowa Corn Cy-Hawk Game (Iowa City)

12/9	#24 Iowa State	W	82-80
12/12	at Michigan State	L	82-86
12/22	Western Illinois	W	92-65
12/31	Rutgers	W	90-84
1/3	at Illinois	W	107-68
1/6	Minnesota	W	92-79
1/9	at #22/23 Northwestern	L	67-77
1/13	#15 Ohio State	L	82-84
1/18	Purdue	W	87-81
1/28	#23 Northwestern	L	80-87
1/31	at Minnesota	W	94-68
2/4	at Ohio State	L	87-92
2/7	#17 Indiana	L	72-85
2.11	Nebraska	W	88-81
2/18	Penn State	W	96-78
2/23	at #8 Maryland	L	93-111
2/25	Michigan	W	89-67
2/28	at Wisconsin	W	84-70
3/3	at Indiana	L	80-89
3/6	Nebraska	W	83-75

### Big Ten Tournament (Indianapolis, IN)

3/10	vs. Purdue	W	83-72
3/11	vs. #19/23 Rutgers	W	73-62
3/12	vs. Michigan State	W	87-72
3/13	vs. #7/8 Maryland	L	84-104

### NCAA Championships - 1st Round (San Antonio, TX)

3/21	vs. Central Michigan	W	87-72
------	----------------------	---	-------

### NCAA Championships - 2nd Round (San Antonio, TX)

3/23	vs. Kentucky	W	86-72
------	--------------	---	-------

### NCAA Championships - Sweet 16 (San Antonio, TX)

3/27	vs. Connecticut	L	72-92
------	-----------------	---	-------

## 2021-22

(24-8, 14-4 - Lisa Bluder)

Date	Opponent	W-L	Score
11/9	New Hampshire	W	93-50
11/11	Samford	W	91-54

11/14	at Northern Iowa	W	82-61
11/17	Southern University	W	87-67

### ACC/Big Ten Challenge (Durham, NC)

12/2	at Duke	L	64-79
12/5	Michigan State	W	88-61

### Iowa Corn Cy-Hawk Series (Ames, IA)

12/8	at #15/13 Iowa St	L	70-77
12/18	Central Florida	W	69-61
12/21	IUPUI	L	73-74
1/2	Evansville	W	93-56
1/6	Northwestern	L	69-77
1/9	at Nebraska	W	95-86
1/13	at Purdue	W	79-66
1/16	Nebraska	W	93-83
1/20	at Minnesota	W	105-49
1/23	Illinois	W	82-56
1/25	at Penn State	W	107-79
1/28	at Northwestern	W	72-67 (ot)
1/31	#23/19 Ohio State	L	88-92
2/3	at Wisconsin	W	84-50
2/6	at #6/5 Michigan	L	90-98
2/9	Minnesota	W	88-78
2/14	#15/14 Maryland	L	69-81
2/19	at #5/6 Indiana	W	96-91
2/21	#10/6 Indiana	W	88-82
2/24	at Rutgers	W	87-78
2/27	#6/5 Michigan	W	104-80

### Big Ten Tournament (Indianapolis, IN)

3/4	vs. Northwestern	W	72-59
3/5	vs. Nebraska	W	83-66
3/6	vs. #14/12 Indiana	W	74-67

### NCAA Championships - 1st Round (Iowa City)

3/18	Illinois State	W	98-58
------	----------------	---	-------

### NCAA Championships - 2nd Round (Iowa City)

3/20	Creighton	L	62-64
------	-----------	---	-------

## 2022-23

(31-7, 15-3 - Lisa Bluder)

Date	Opponent	W-L	Score
11/7	Southern	W	87-34
11/10	Evansville	W	115-62
11/13	at Drake	W	92-86 (OT)
11/17	at Kansas State	L	83-84
11/20	Belmont	W	73-62

### Phil Knight Legacy (Portland, OR)

11/25	vs. Oregon State	W	73-59
11/27	vs. #3/3 UConn	L	79-86

### ACC/Big Ten Challenge (Iowa City)

12/1	vs. #12/11 NC State	L	81-94
12/4	at Wisconsin	W	102-71

### Iowa Corn Cy-Hawk Game (Iowa City)

12/7	#10/8 Iowa State	W	70-57
12/10	Minnesota	W	87-64
12/18	Northern Iowa	W	88-74
12/21	Dartmouth	W	92-54
12/29	Purdue	W	83-68



# IOWA WOMEN'S BASKETBALL

## ALL-TIME RESULTS

1/1	at Illinois	L	86-90
1/7	at #14/19 Michigan	W	94-85
1/11	Northwestern	W	93-64
1/14	Penn State	W	108-67
1/18	at Michigan State	W	84-81 (OT)
1/23	at #2/2 Ohio State	W	83-72
1/28	Nebraska	W	80-76
2/2	#8/9 Maryland	W	96-82
2/5	at Penn State	W	95-51
2/9	at #2/3 Indiana	L	78-87
2/12	Rutgers	W	111-57
2/15	Wisconsin	W	91-61
2/18	at Nebraska	W	80-60
2/21	at #8/8 Maryland	L	68-96
2/26	#2/2 Indiana	W	86-85

### Big Ten Tournament (Minneapolis, MN)

3/3	vs. Purdue	W	69-58
3/4	vs. #5/6 Maryland	W	89-84
3/5	vs. #14/14 Ohio State	W	105-72

### NCAA Championships - 1st Round (Iowa City)

3/17	SE Louisiana	W	95-43
------	--------------	---	-------

### NCAA Championships - 2nd Round (Iowa City)

3/19	Georgia	W	74-66
------	---------	---	-------

### NCAA Championships - Sweet 16 (Seattle, WA)

3/24	Colorado	W	87-77
------	----------	---	-------

### NCAA Championships - Elite 8 (Seattle, WA)

3/26	Louisville	W	97-83
------	------------	---	-------

### NCAA Championships - Semifinals (Dallas, TX)

3/31	South Carolina	W	77-73
------	----------------	---	-------

### NCAA Championships - Finals (Dallas, TX)

4/2	LSU	L	85-102
-----	-----	---	--------

## 2023-24

{34-5, 15-3 - Lisa Bluder}

Date	Opponent	W-L	Score
11/6	Fairleigh Dickinson	W	102-46
11/9	#8/5 Virginia Tech	W	80-76
11/12	at Northern Iowa	W	94-53
11/16	Kansas State	L	58-65
11/19	Drake	W	113-90

### Gulf Coast Showcase (Estero, FL)

11/24	vs. Purdue-FW	W	98-59
11/25	vs. FGCU	W	100-62
11/26	vs. #16/22 K-State	W	77-70
12/2	Bowling Green	W	99-65

### Iowa Corn Cy-Hawk Game (Iowa City)

12/6	at Iowa State	W	67-58
12/10	at Wisconsin	W	87-65

### HyVee Hawkeye Showcase (Des Moines)

12/16	vs. Cleveland State	W	104-75
12/21	Loyola-Chicago	W	98-69
12/30	Minnesota	W	94-71
1/2	Michigan State	W	76-73
1/5	at Rutgers	W	103-69
1/10	at Purdue	W	96-71
1/13	#14/13 Indiana	W	84-57

1/16	Wisconsin	W	96-50
1/21	at #18/15 Ohio St.	L	92-100 (OT)
1/27	Nebraska	W	92-73
1/31	at Northwestern	W	110-74
2/3	at Maryland	W	93-85
2/8	Penn State	W	111-93
2/11	at Nebraska	L	79-82
2/15	Michigan	W	106-89
2/22	at #14/16 Indiana	L	69-86
2/25	Illinois	W	101-85
2/28	at Minnesota	W	108-60
3/3	#2/2 Ohio St.	W	93-83

### Big Ten Tournament (Minneapolis, MN)

3/8	vs. Penn State	W	95-62
3/9	vs. Michigan	W	95-68
3/10	vs. Nebraska	W	94-89 (OT)

### NCAA Championships - 1st Round (Iowa City)

3/23	Holy Cross	W	91-65
------	------------	---	-------

### NCAA Championships - 2nd Round (Iowa City)

3/25	West Virginia	W	64-54
------	---------------	---	-------

### NCAA Championships - Sweet 16 (Albany, NY)

3/30	Colorado	W	89-68
------	----------	---	-------

### NCAA Championships - Elite 8 (Albany, NY)

4/1	LSU	W	94-87
-----	-----	---	-------

### NCAA Championships - Semifinals (Cleveland)

4/5	UConn	W	71-69
-----	-------	---	-------

### NCAA Championships - Finals (Cleveland)

4/7	South Carolina	L	75-87
-----	----------------	---	-------





## YEAR-BY-YEAR INDIVIDUAL LEADERS

### Scoring

Year	Player	Pts.	Avg.
1974-75	Kathy Peters	203	9.7
1975-76	Diana Williams	351	13.0
1976-77	Cindy Haugejorde	364	18.2
1977-78	Cindy Haugejorde	484	21.0
1978-79	Cindy Haugejorde	539	18.6
1979-80	Cindy Haugejorde	672	23.2
1980-81	Kim Howard	398	15.9
1981-82	Lisa Anderson	330	13.2
1982-83	Robin Anderson	350	12.9
1983-84	Lisa Becker	416	15.4
1984-85	Lisa Long	368	13.1
1985-86	Michelle Edwards	368	12.7
1986-87	Michelle Edwards	564	18.2
1987-88	Michelle Edwards	621	20.0
1988-89	Shanda Berry	497	16.6
1989-90	Franthea Price	614	21.2
1990-91	Toni Foster	475	15.8
1991-92	Toni Foster	448	15.5
1992-93	Toni Foster	487	15.7
1993-94	Necole Tunsil	477	17.0
1994-95	Tia Jackson	357	13.7
1995-96	Tiffany Gooden	481	14.1
1996-97	Angela Hamblin	318	13.3
1997-98	Tangela Smith	577	19.9
1998-99	Amy Herrig	504	18.7
1999-00	Lindsey Meder	516	19.1
2000-01	Lindsey Meder	523	16.9
2001-02	Lindsey Meder	491	16.9
2002-03	Kristi Faulkner	539	16.3
2003-04	Jamie Cavey	487	16.8
2004-05	Crystal Smith	556	16.8
2005-06	Crystal Smith	499	17.2
2006-07	Kristi Smith	402	13.4
2007-08	Kristi Smith	425	13.3
2008-09	Kristi Smith	422	13.2
2009-10	Kachine Alexander	432	16.0
2010-11	Jaime Printy	520	16.8
2011-12	Jaime Printy	388	16.9
2012-13	Morgan Johnson	490	14.4
2013-14	Bethany Doolittle	512	14.2
2014-15	Disterhoft/Dixon	503	14.8
2015-16	Ally Disterhoft	565	17.1
2016-17	Megan Gustafson	628	18.5
2017-18	Megan Gustafson	823	25.7
2018-19	Megan Gustafson	1,001	27.8
2019-20	Kathleen Doyle	544	18.1
2020-21	Caitlin Clark	799	26.6
2021-22	Caitlin Clark	863	27.0
2022-23	Caitlin Clark	1,055	27.8
2023-24	Caitlin Clark	1,234	31.6

### Rebounding

Year	Player	Reb.	Avg.
1974-75	Margie Rubow	135	6.4
1975-76	Jenni Mayer	196	9.3
1976-77	Cindy Haugejorde	237	11.9
1977-78	Cindy Haugejorde	300	13.0
1978-79	Cindy Haugejorde	235	8.1
1979-80	Cindy Haugejorde	295	10.2
1980-81	Kim Howard	168	6.7
1981-82	Kim Howard	169	6.8
1982-83	Donna Freitag	183	6.8
1983-84	Lynn Kennedy	189	7.6
1984-85	Lisa Long	267	9.5
1985-86	Lisa Long	200	8.3
1986-87	Lisa Long	282	9.1
1987-88	Shanda Berry	263	8.5
1988-89	Shanda Berry	276	9.2
1989-90	Franthea Price	207	7.1
1990-91	Toni Foster	247	8.2
1991-92	Toni Foster	243	8.4
1992-93	Toni Foster	254	8.2
1993-94	Virgie Dillingham	202	7.2
1994-95	Tangela Smith	136	7.5
1995-96	Tangela Smith	218	7.0
1996-97	Angela Hamblin	163	6.8
1997-98	Tangela Smith	244	8.4
1998-99	Amy Herrig	306	11.3
1999-00	Randi Peterson	220	8.1
2000-01	Randi Peterson	273	8.8
2001-02	Jerica Watson	264	9.4
2002-03	Jennie Lillis	239	7.2
2003-04	Jennie Lillis	180	6.2
2004-05	Krista VandeVenter	252	7.6
2005-06	Krista VandeVenter	237	8.2
2006-07	Jenee Graham	234	7.8
2007-08	Johanna Solverson	162	5.1
2008-09	Kachine Alexander	282	8.8
2009-10	Kachine Alexander	281	10.4
2010-11	Kachine Alexander	295	9.5
2011-12	Samantha Logic	220	7.1
2012-13	Morgan Johnson	256	7.5
2013-14	Samantha Logic	238	6.6
2014-15	Bethany Doolittle	239	7.0
2015-16	Megan Gustafson	225	6.8
2016-17	Megan Gustafson	343	10.1
2017-18	Megan Gustafson	411	12.8
2018-19	Megan Gustafson	481	13.4
2019-20	Amanda Ollinger	253	8.4
2020-21	McKenna Warnock	232	8.0
2021-22	Caitlin Clark	256	8.0
2022-23	Caitlin Clark	270	7.1
2023-24	Caitlin Clark	287	7.4

### Assists

Year	Player	Ast.	Avg.
1974-75	Diana Williams	17	.85
1975-76	Shirley Vargason	40	1.5
1976-77	Shirley Vargason	48	1.8
1977-78	Cindy Haugejorde	56	2.4
1978-79	Unavailable		
1979-80	Sue Beckwith	96	3.3
1980-81	Unavailable		
1981-82	R. Anderson	66	2.6
1982-83	Lisa Anderson	80	2.9
1983-84	Lisa Anderson	128	4.7
1984-85	Maureen McAlpine	89	3.3
1985-86	Michelle Edwards	98	3.3
1986-87	Michelle Edwards	123	4.0
1987-88	Michelle Edwards	140	4.5
1988-89	Jolette Law	132	4.3
1989-90	Jolette Law	122	4.2
1990-91	Steph Schueler	122	4.2
1991-92	Laurie Aaron	123	4.2
1992-93	Laurie Aaron	120	3.9
1993-94	Arnedo Yarbrough	97	3.5
1994-95	Karen Clayton	93	3.3
1995-96	Karen Clayton	113	4.3
1996-97	Nadine Domond	135	4.5
1997-98	Nadine Domond	111	3.8
1998-99	Cara Consuegra	153	5.8
1999-00	Cara Consuegra	138	5.1
2000-01	Cara Consuegra	191	6.2
2001-02	Kristi Faulkner	95	3.3
2002-03	April Calhoun	153	4.6
2003-04	Jennie Lillis	92	3.2
2004-05	Johanna Solverson	136	4.1
2005-06	Crystal Smith	98	3.4
2006-07	Kristi Smith	124	4.1
2007-08	Johanna Solverson	107	3.3
2008-09	Kachine Alexander	121	3.8
2009-10	Kachine Alexander	98	3.6
2010-11	Kamille Wahlin	117	3.8
2011-12	Samantha Logic	136	4.4
2012-13	Samantha Logic	217	6.4
2013-14	Samantha Logic	269	7.5
2014-15	Samantha Logic	276	8.1
2015-16	Tania Davis	111	3.4
2016-17	Kathleen Doyle	77	4.8
2017-18	Kathleen Doyle	199	6.6
2018-19	Kathleen Doyle	170	5.9
2019-20	Kathleen Doyle	189	6.3
2020-21	Caitlin Clark	214	7.1
2021-22	Caitlin Clark	257	8.0
2022-23	Caitlin Clark	327	8.6
2023-24	Caitlin Clark	346	8.8



# IOWA WOMEN'S BASKETBALL

## YEAR-BY-YEAR INDIVIDUAL LEADERS

### Steals

Year	Player	Steals	Avg.
1983-84	Lisa Anderson	50	1.9
1984-85	Michelle Edwards	36	1.3
1985-86	Lynn Kennedy	79	2.7
1986-87	Michelle Edwards	70	2.3
1987-88	Michelle Edwards	89	2.9
1988-89	Franthea Price	95	3.0
1989-90	Franthea Price	84	2.9
1990-91	Steph Schueler	76	2.6
1991-92	Laurie Aaron	101	3.5
1992-93	Laurie Aaron	122	3.9
1993-94	Virgie Dillingham	36	1.3
1994-95	Tia Jackson	45	1.7
1995-96	Karen Clayton	40	1.5
1996-97	Nadine Domond	64	2.1
1997-98	Nadine Domond	44	1.5
1998-99	Cara Consuegra	38	1.4
1999-00	Cara Consuegra	54	2.0
2000-01	Cara Consuegra	61	2.0
2001-02	Jerica Watson	72	2.6
2002-03	Jennie Lillis	66	2.0
2003-04	Jennie Lillis	56	1.9
2004-05	Crystal Smith	80	2.4
2005-06	Crystal Smith	70	2.4
2006-07	Kristi Smith	49	1.6
2007-08	Kristi Smith	36	1.1
2008-09	Kristi Smith	31	1.0
2009-10	Kachine Alexander	42	1.6
2010-11	Kachine Alexander	53	1.7
2011-12	Jaime Printy	46	2.0
2012-13	Samantha Logic	62	1.8
2013-14	Samantha Logic	88	2.4
2014-15	Samantha Logic	63	1.9
2015-16	Whitney Jennings	42	1.3
2016-17	Kathleen Doyle	71	2.1
2017-18	Kathleen Doyle	46	1.5
2018-19	Kathleen Doyle	66	2.3
2019-20	Kathleen Doyle	55	1.8
2020-21	Gabbie Marshall	57	1.9
2021-22	Caitlin Clark	47	1.5
2022-23	Gabbie Marshall	62	1.6
2023-24	Caitlin Clark	68	1.7

### FG Percentage (Min. 100 attempts)

Year	Player	FG-FGA	Pct.
1974-75	Becky Moessner	68-140	.486
1975-76	Lynn Oberbilling	46-114	.403
1976-77	Diane Wilson	66-122	.540
1977-78	Cindy Haugejorde	194-445	.435
1978-79	Cindi Gaule	90-163	.552
1979-80	Cindy Haugejorde	283-570	.496
1980-81	Kim Howard	145-292	.497
1981-82	Donna Freitag	80-176	.455
1982-83	Donna Freitag	146-323	.452
1983-84	Lisa Becker	184-315	.584
1984-85	Lisa Long	165-310	.532
1985-86	Lisa Becker	135-255	.529
1986-87	Michelle Edwards	242-451	.537
1987-88	Michelle Edwards	265-457	.580
1988-89	Shanda Berry	205-368	.557
1989-90	Stephanie Schueler	137-266	.515
1990-91	Toni Foster	189-341	.554
1991-92	Cathy Marx	71-106	.670
1992-93	Cathy Marx	80-145	.552
1993-94	Cathy Marx	139-251	.554
1994-95	Tangela Smith	102-225	.453
1995-96	Shannon Perry	63-126	.500
1996-97	Tangela Smith	149-280	.532
1997-98	Tangela Smith	240-429	.559
1998-99	Amy Herrig	185-370	.500
1999-00	Lindsey Meder	191-459	.416
2000-01	Randi Peterson	162-303	.535
2001-02	Jennie Lillis	152-283	.537
2002-03	Jamie Cavey	73-114	.640
2003-04	Jamie Cavey	190-338	.562
2004-05	Jamie Cavey	220-399	.551
2005-06	Megan Skouby	161-292	.551
2006-07	Nicole VanderPol	56-114	.491
2007-08	Megan Skouby	115-228	.504
2008-09	JoAnn Hamlin	83-169	.491
2009-10	Morgan Johnson	124-250	.496
2010-11	Morgan Johnson	132-276	.478
2011-12	Morgan Johnson	179-236	.549
2012-13	Morgan Johnson	190-359	.529
2013-14	Bethany Doolittle	226-409	.553
2014-15	Bethany Doolittle	206-422	.488
2015-16	Megan Gustafson	144-260	.554
2016-17	Megan Gustafson	260-402	.647
2017-18	Megan Gustafson	320-477	.671
2018-19	Megan Gustafson	412-592	.696
2019-20	Monika Czinano	201-296	.679
2020-21	Monika Czinano	254-380	.688
2021-22	Monika Czinano	277-408	.679
2022-23	Monika Czinano	271-402	.674
2023-24	Hannah Stuelke	195-311	.627

### 3-PT FG Percentage (Min. 40 attempts)

Year	Player	3PT-3PTA	Pct.
1987-88	Franthea Price	28-46	.608
1988-89	Franthea Price	22-67	.328
1989-90	Franthea Price	47-108	.451
1990-91	Steph Schueler	30-79	.380
1991-92	Laurie Aaron	12-59	.203
1992-93	Laurie Aaron	24-68	.353
1993-94	Nicole Tunsil	23-56	.411
1994-95	Tiffany Gooden	27-87	.310
1995-96	Tiffany Gooden	24-66	.364
1996-97	Mary Berdo	21-60	.350
1997-98	Nadine Domond	46-152	.303
1998-99	Lindsey Meder	49-114	.449
1999-00	Lindsey Meder	60-162	.370
2000-01	Leah Magner	48-121	.397
2001-02	Lindsey Meder	84-194	.433
2002-03	Jenna Armstrong	29-84	.345
2003-04	Kristi Faulkner	57-129	.442
2004-05	Crystal Smith	49-136	.360
2005-06	Kristi Smith	22-53	.415
2006-07	Kristi Smith	45-91	.495
2007-08	Wendy Ausdemore	78-171	.456
2008-09	Kristi Smith	65-157	.414
2009-10	Kelly Krei	55-136	.404
2010-11	Jaime Printy	70-183	.383
2011-12	Kamille Wahlin	64-173	.370
2012-13	Melissa Dixon	78-196	.398
2013-14	Theairra Taylor	48-129	.372
2014-15	Melissa Dixon	124-275	.451
2015-16	Ally Disterhoft	43-104	.413
2016-17	Makenzie Meyer	42-118	.356
2017-18	Tania Davis	21-51	.412
2018-19	Tania Davis	53-137	.387
2019-20	McKenna Warnock	29-66	.439
2020-21	Gabbie Marshall	57-121	.471
2021-22	Tomi Taiwo	27-58	.466
2022-23	Taylor McCabe	20-48	.417
2023-24	Taylor McCabe	35-76	.461



## YEAR-BY-YEAR INDIVIDUAL LEADERS

### FT Percentage (Min. 50 attempts)

Year	Player	FT-FTA	Pct.
1974-75	Kathy Peters	21-50	.420
1975-76	Kathy Peters	45-77	.584
1976-77	Cindy Haugejorde	52-75	.693
1977-78	Lynn Oberbiling	56-66	.848
1978-79	Cyndi Gaule	65-81	.802
1979-80	Cindy Haugejorde	106-131	.809
1980-81	Lisa Anderson	71-84	.845
1981-82	Melinda Hippen	49-62	.790
1982-83	Kristen Johnson	46-59	.780
1983-84	Lisa Anderson	52-71	.732
1984-85	Lisa Becker	52-75	.693
1985-86	Michelle Edwards	56-74	.757
1986-87	Michelle Edwards	80-108	.741
1987-88	Jolynn Schneider	91-130	.700
1988-89	Franthea Price	61-84	.726
1989-90	Franthea Price	85-104	.817
1990-91	Stephanie Schueler	45-57	.790
1991-92	Laurie Aaron	74-104	.712
1992-93	Tia Jackson	75-95	.790
1993-94	Necole Tunsil	23-56	.803
1994-95	Tia Jackson	86-106	.811
1995-96	Nadine Domond	67-84	.798
1996-97	Angela Hamblin	45-63	.714
1997-98	Amy Herrig	103-125	.824
1998-99	Amy Herrig	133-169	.787
1999-00	Cara Consuegra	122-149	.819
2000-01	Lindsey Meder	101-113	.894
2001-02	Lindsey Meder	61-77	.792
2002-03	Kristi Faulkner	145-165	.879
2003-04	Kristi Faulkner	92-106	.868
2004-05	Crystal Smith	93-121	.769
2005-06	Crystal Smith	125-147	.850
2006-07	Wendy Ausdemore	55-61	.902
2007-08	Kristi Smith	86-108	.796
2008-09	Wendy Ausdemore	52-57	.912
2009-10	Jaime Printy	83-94	.883
2010-11	Jaime Printy	114-132	.864
2011-12	Jaime Printy	111-125	.888
2012-13	Jaime Printy	135-146	.925
2013-14	Melissa Dixon	70-78	.897
2014-15	Melissa Dixon	51-57	.895
2015-16	Chase Coley	60-74	.811
2016-17	Megan Gustafson	108-137	.788
2017-18	Makenzie Meyer	52-57	.912
2018-19	Makenzie Meyer	45-51	.882
2019-20	Makenzie Meyer	75-89	.843
2020-21	Caitlin Clark	151-176	.858
2021-22	Caitlin Clark	200-227	.881
2022-23	Caitlin Clark	239-285	.839
2023-24	Kate Martin	89-103	.864



Cindy Haugejorde led the team in scoring and rebounding four consecutive seasons (1977-80).



Kathleen Doyle led the team in both steals and assists four consecutive seasons (2017-20).



Jaime Printy led the team in free throw percentage four consecutive seasons (2010-13).





# IOWA WOMEN'S BASKETBALL

## YEAR-BY-YEAR TEAM STATISTICS

### Scoring

Year	Iowa Pts.	Avg.	Opponent	Avg.
1974-75	1048	49.9	Unavailable	
1975-76	1548	55.2	Unavailable	
1976-77	1387	66.0	Unavailable	
1977-78	1631	70.9	Unavailable	
1978-79	2220	76.5	Unavailable	
1979-80	1986	68.5	Unavailable	
1980-81	1816	72.6	1946	77.8
1981-82	1559	62.4	1818	72.7
1982-83	1694	62.7	1916	70.9
1983-84	1777	65.8	1588	58.8
1984-85	1797	64.2	1552	55.4
1985-86	1935	66.7	1654	57.0
1986-87	2203	71.1	1764	56.9
1987-88	2406	77.6	1785	57.6
1988-89	2409	75.3	1912	59.8
1989-90	2210	76.2	1679	57.9
1990-91	2035	67.8	1777	59.2
1991-92	2051	70.7	1681	58.0
1992-93	2258	72.8	1683	54.3
1993-94	1788	63.9	1617	57.8
1994-95	1644	58.7	1641	58.6
1995-96	2150	69.4	1842	59.4
1996-97	2018	67.3	1798	59.9
1997-98	1987	68.5	1887	65.1
1998-99	1900	70.4	1955	72.4
1999-00	1816	67.3	1910	70.7
2000-01	1927	76.7	1830	69.6
2001-02	2209	76.2	2032	70.1
2002-03	2376	72.0	2344	71.0
2003-04	2129	73.4	2130	73.4
2004-05	2304	69.8	2126	64.4
2005-06	2097	72.3	1913	66.0
2006-07	2034	67.8	2150	71.7
2007-08	2102	65.7	1925	60.2
2008-09	2176	68.0	2045	63.9
2009-10	2359	69.4	2273	66.9
2010-11	2201	71.0	1982	63.9
2011-12	2212	71.4	2042	65.9
2012-13	2296	67.5	2123	62.4
2013-14	2814	78.2	2496	69.3
2014-15	2703	79.5	2469	72.6
2015-16	2416	73.2	2353	71.3
2016-17	2588	76.1	2338	68.8
2017-18	2518	78.7	2204	68.9
2018-19	2821	78.4	2422	67.3
2019-20	2384	79.5	2114	70.5
2020-21	2583	86.1	2409	80.3
2021-22	2695	84.2	2247	70.2
2022-23	3316	87.3	2727	71.8
2023-24	3548	91.0	2803	71.9

### Rebounding

Year	Iowa Reb.	Avg.	Opponent	Avg.
1974-75	654	31.1	Unavailable	
1975-76	1131	40.3	Unavailable	
1976-77	744	35.4	Unavailable	
1977-78	965	41.9	Unavailable	
1978-79	1173	40.4	Unavailable	
1979-80	1089	37.6	Unavailable	
1980-81	983	39.0	1257	50.0
1981-82	973	38.9	1085	43.4
1982-83	972	36.0	1199	44.4
1983-84	1016	37.6	917	33.9
1984-85	1105	39.5	1016	36.3
1985-86	1051	36.2	1008	34.7
1986-87	1163	37.5	1060	34.2
1987-88	1210	39.0	1087	35.1
1988-89	1224	38.3	1061	33.2
1989-90	1129	38.9	1002	34.6
1990-91	1155	38.5	1042	34.7
1991-92	1129	38.9	1018	35.1
1992-93	1297	41.8	1046	33.7
1993-94	1086	38.8	966	34.5
1994-95	1144	40.9	1066	38.1
1995-96	1298	41.9	1147	37.0
1996-97	1103	36.8	983	32.8
1997-98	1156	37.5	1083	34.7
1998-99	1022	37.9	965	35.7
1999-00	1067	39.5	1059	39.2
2000-01	1203	38.8	1148	37.0
2001-02	1167	40.2	1059	36.5
2002-03	1275	38.6	1222	37.0
2003-04	1048	36.1	1094	37.7
2004-05	1226	37.2	1091	33.1
2005-06	1034	35.7	1068	36.8
2006-07	1055	35.2	1033	34.4
2007-08	1185	37.0	1067	33.3
2008-09	1212	37.9	1163	36.3
2009-10	1300	38.2	1230	36.2
2010-11	1238	39.9	1127	36.4
2011-12	1229	39.6	1182	38.1
2012-13	1303	38.3	1296	38.1
2013-14	1308	36.3	1357	37.7
2014-15	1238	36.4	1393	41.0
2015-16	1254	38.0	1219	36.9
2016-17	1334	39.2	1267	37.3
2017-18	1351	42.2	1140	35.6
2018-19	1365	37.9	1195	33.2
2019-20	1091	36.4	1122	37.4
2020-21	1068	35.6	1070	35.7
2021-22	1227	38.3	1131	35.3
2022-23	1456	38.3	1295	34.1
2023-24	1611	41.3	1368	35.1

### Assists

Year	Iowa	Avg.	Opponent	Avg.
1979-80	369	12.7	Unavailable	
1980-81	329	13.2	396	15.8
1981-82	287	19.1	362	24.1
1982-83	300	11.1	380	14.0
1983-84	439	16.3	340	12.6
1984-85	387	13.8	316	11.3
1985-86	452	15.5	317	10.9
1986-87	512	16.5	397	12.8
1987-88	461	14.9	296	9.5
1988-89	492	15.4	373	11.7
1989-90	465	16.0	309	10.7
1990-91	494	16.5	402	13.4
1991-92	490	16.9	320	11.0
1992-93	393	12.7	292	9.4
1993-94	431	15.4	326	11.6
1994-95	364	12.9	371	13.3
1995-96	428	16.5	315	12.1
1996-97	471	15.7	342	11.4
1997-98	463	16.0	368	12.7
1998-99	432	16.6	435	16.7
1999-00	345	12.8	409	15.1
2000-01	572	18.5	435	14.0
2001-02	518	17.9	407	14.0
2002-03	567	17.2	468	14.2
2003-04	485	16.7	434	15.0
2004-05	531	16.1	463	14.0
2005-06	486	16.8	422	14.6
2006-07	479	16.0	445	14.8
2007-08	501	15.7	366	11.4
2008-09	488	15.3	400	12.5
2009-10	466	13.7	501	14.7
2010-11	444	14.3	411	13.3
2011-12	514	16.6	387	12.5
2012-13	534	15.7	418	12.3
2013-14	644	17.9	487	13.5
2014-15	614	18.1	516	15.2
2015-16	529	16.0	470	14.2
2016-17	600	17.6	410	12.1
2017-18	686	21.4	393	12.3
2018-19	775	21.5	482	13.4
2019-20	599	20.0	459	15.3
2020-21	604	20.1	499	16.6
2021-22	627	19.6	414	12.9
2022-23	794	20.9	538	14.2
2023-24	811	20.8	570	14.6



## YEAR-BY-YEAR TEAM STATISTICS

### Steals

Year	Iowa	Avg.	Opponent	Avg.
1981-82	172	6.9	191	7.6
1982-83	251	9.3	250	9.2
1983-84	258	9.6	194	7.2
1984-85	206	7.3	145	5.1
1985-86	298	10.2	148	5.1
1986-87	328	10.6	171	5.5
1987-88	393	12.7	175	5.6
1988-89	414	12.9	221	6.9
1989-90	349	12.0	158	5.5
1990-91	301	10.0	248	8.3
1991-92	365	12.6	187	6.4
1992-93	345	11.1	200	6.5
1993-94	211	7.5	191	12.0
1994-95	240	8.6	217	7.8
1995-96	216	8.3	191	7.3
1996-97	247	8.2	217	7.2
1997-98	196	6.8	223	7.7
1998-99	166	6.3	220	8.4
1999-00	189	7.0	204	7.6
2000-01	299	9.6	231	7.5
2001-02	225	7.8	272	9.4
2002-03	289	8.8	338	10.2
2003-04	244	8.4	288	9.9
2004-05	292	8.8	314	9.5
2005-06	255	8.8	254	8.8
2006-07	184	6.1	263	8.8
2007-08	195	6.1	275	8.6
2008-09	162	5.1	241	7.5
2009-10	212	6.2	261	7.7
2010-11	190	6.1	212	6.8
2011-12	225	7.3	272	8.8
2012-13	255	7.5	266	7.8
2013-14	310	8.6	255	7.1
2014-15	245	7.2	231	6.8
2015-16	200	6.1	279	8.5
2016-17	231	6.8	310	9.1
2017-18	184	5.8	293	9.2
2018-19	224	6.2	271	7.5
2019-20	231	7.7	231	7.7
2020-21	205	6.8	224	7.5
2021-22	229	7.2	243	7.6
2022-23	285	7.5	316	8.3
2023-24	290	7.4	292	7.5

### FG Percentage

Year	Iowa	Pct.	Opponent	Pct.
1974-75	453-1177	.385	Unavailable	
1975-76	664-2056	.323	Unavailable	
1976-77	581-1461	.397	Unavailable	
1977-78	651-1610	.404	Unavailable	
1978-79	893-1967	.453	Unavailable	
1979-80	819-1931	.424	Unavailable	
1980-81	739-1707	.433	820-1821	.450
1981-82	625-1576	.397	731-1632	.448
1982-83	685-1729	.396	792-1733	.457
1983-84	745-1621	.460	630-1498	.420
1984-85	774-1679	.461	605-1562	.387
1985-86	846-1737	.487	639-1541	.415
1986-87	928-1919	.484	701-1677	.418
1987-88	997-2009	.496	687-1757	.391
1988-89	977-2018	.484	747-1760	.424
1989-90	893-1922	.465	632-1518	.416
1990-91	822-1732	.475	668-1661	.402
1991-92	842-1793	.470	597-1528	.391
1992-93	890-1943	.458	657-1711	.384
1993-94	709-1651	.429	584-1493	.391
1994-95	618-1640	.377	580-1502	.386
1995-96	809-1915	.423	661-1750	.378
1996-97	801-1721	.465	634-1589	.349
1997-98	769-1662	.463	668-1658	.403
1998-99	720-1612	.447	745-1664	.448
1999-00	649-1685	.385	669-1569	.426
2000-01	847-1927	.440	783-1830	.428
2001-02	788-1773	.444	747-1784	.419
2002-03	854-1943	.440	873-2061	.424
2003-04	760-1739	.437	786-1787	.440
2004-05	858-1831	.469	814-1998	.407
2005-06	754-1655	.456	742-1789	.415
2006-07	708-1657	.427	786-1760	.447
2007-08	766-1736	.441	688-1820	.378
2008-09	759-1758	.432	779-2009	.388
2009-10	819-1975	.415	830-2039	.407
2010-11	749-1831	.409	750-1894	.396
2011-12	777-1856	.419	739-1917	.385
2012-13	832-1968	.423	73-2052	.372
2013-14	1005-2181	.461	886-2181	.406
2014-15	985-2158	.456	902-2157	.418
2015-16	882-1949	.453	900-2139	.421
2016-17	953-2024	.471	882-2259	.390
2017-18	940-1923	.489	831-2217	.375
2018-19	1085-2107	.515	941-2344	.401
2019-20	853-1758	.485	785-1958	.401
2020-21	949-1849	.513	905-2033	.445
2021-22	988-1968	.502	828-2126	.389
2022-23	1187-2325	.511	996-2481	.401
2023-24	1260-2542	.496	1041-2603	.400

### 3-PT FG Percentage

Year	Iowa	Pct.	Opponent	Pct.
1987-88	33-86	.384	41-178	.230
1988-89	35-100	.350	78-180	.433
1989-90	80-200	.400	73-199	.367
1990-91	34-108	.315	68-212	.321
1991-92	18-90	.200	107-313	.313
1992-93	42-143	.294	96-314	.306
1993-94	51-139	.367	125-401	.312
1994-95	78-284	.275	96-356	.270
1995-96	74-216	.343	97-303	.320
1996-97	74-256	.289	128-414	.309
1997-98	63-221	.285	139-366	.380
1998-99	93-247	.377	116-385	.301
1999-00	122-388	.314	119-318	.374
2000-01	175-473	.370	121-437	.277
2001-02	199-554	.359	125-394	.317
2002-03	156-497	.314	177-550	.322
2003-04	176-483	.364	156-459	.340
2004-05	155-452	.343	204-565	.361
2005-06	142-395	.359	141-477	.296
2006-07	157-391	.402	174-501	.347
2007-08	197-506	.389	154-527	.292
2008-09	196-537	.365	167-539	.369
2009-10	269-729	.369	210-612	.343
2010-11	225-705	.319	173-557	.311
2011-12	212-669	.317	175-545	.321
2012-13	192-579	.332	190-635	.299
2013-14	247-739	.334	224-690	.325
2014-15	274-696	.394	216-644	.335
2015-16	200-608	.329	195-586	.333
2016-17	196-630	.311	189-635	.298
2017-18	174-493	.353	226-731	.309
2018-19	201-575	.350	231-755	.306
2019-20	238-640	.372	203-659	.308
2020-21	289-709	.408	250-724	.345
2021-22	237-675	.351	226-756	.299
2022-23	350-922	.380	271-894	.303
2023-24	426-1132	.376	307-999	.307



# IOWA WOMEN'S BASKETBALL

## YEAR-BY-YEAR TEAM STATISTICS

### FT Percentage

Year	Iowa	Pct.	Opponent	Pct.
1974-75	142-302	.420	Unavailable	
1975-76	220-400	.550	Unavailable	
1976-77	225-403	.558	Unavailable	
1977-78	329-511	.643	Unavailable	
1978-79	434-663	.654	Unavailable	
1979-80	348-516	.667	Unavailable	
1980-81	338-455	.744	306-461	.664
1981-82	309-440	.702	356-531	.670
1982-83	324-467	.694	332-503	.660
1983-84	287-463	.620	328-491	.668
1984-85	249-415	.600	342-499	.685
1985-86	243-406	.599	377-565	.667
1986-87	347-555	.625	360-537	.670
1987-88	369-551	.670	368-539	.683
1988-89	420-618	.680	340-517	.658
1989-90	344-499	.689	342-508	.673
1990-91	357-556	.642	373-591	.631
1991-92	349-535	.652	380-585	.650
1992-93	436-647	.674	273-423	.645
1993-94	319-477	.669	324-484	.669
1994-95	330-512	.645	358-581	.663
1995-96	442-658	.672	404-575	.703
1996-97	342-487	.702	402-581	.692
1997-98	386-558	.692	412-596	.691
1998-99	367-544	.675	349-492	.709
1999-00	396-557	.711	453-633	.716
2000-01	510-709	.719	470-660	.712
2001-02	434-623	.697	413-576	.717
2002-03	512-689	.743	421-634	.664
2003-04	433-563	.769	402-570	.705
2004-05	433-615	.704	294-393	.748
2005-06	447-588	.760	288-415	.694
2006-07	461-585	.788	404-564	.716
2007-08	373-509	.733	395-560	.705
2008-09	462-583	.792	320-477	.671
2009-10	452-586	.771	403-554	.727
2010-11	478-628	.761	309-428	.722
2011-12	446-562	.794	389-563	.691
2012-13	440-582	.756	407-591	.689
2013-14	557-750	.743	500-691	.724
2014-15	459-633	.725	449-614	.731
2015-16	452-619	.730	358-512	.699
2016-17	486-662	.734	385-551	.699
2017-18	464-602	.771	316-471	.671
2018-19	450-582	.773	309-455	.679
2019-20	440-592	.743	341-493	.692
2020-21	396-495	.800	349-518	.674
2021-22	482-570	.846	365-516	.707
2022-23	592-771	.768	464-629	.738
2023-24	602-772	.780	414-571	.725



Iowa ranked second in national total attendance in 2022-23. It was the highest attendance finish in the Lisa Bluder era.



For the first time in school history, Iowa eclipsed 100 points in three Big Ten games in the same season (2022), scoring 107 at Penn State, 105 at Minnesota and 104 versus Michigan.





## ALL-TIME LETTERWINNERS

Name	Years	Hometown
Laurie Aaron	1989-93	Detroit, Mich.
Katie Abrahamson	1988-90	Cedar Rapids, Iowa
AJ Ediger	2021-present	Hudsonville, Mich.
Sydney Affolter	2021-present	Chicago, Ill.
Kachine Alexander	2008-11	Minneapolis, Minn.
Holly Andersen	1981-82	Morton Grove, Ill.
Lisa Anderson	1980-84	Oregon, Wis.
Robin Anderson	1980-85	Brandt, S.D.
Jenna Armstrong	2001-05	Stockton, Mo
Wendy Ausdemore	2005-09	Neola, Iowa
Cheryl Baker	1982-84	Grinnell, Kan.
Lisa Becker	1983-87	Cedar Rapids, Iowa
Sue Beckwith	1976-80	Boone, Iowa
Mary Berdo	1996-97, 1999-2001	Washington, Iowa
Shanda Berry	1985-89	Oelwein, Iowa
Tricia Blair	1983-87	McFarland, Wis.
Myesha Bledsoe	1999	Milwaukee, Wis.
Demetria Bright	1990-92	Lexington, Ky.
Beatrice Bullock	1998-2002	Anchorage, Alaska
Christina Buttenham	2015-17	Hamilton, Ontario, Canada
April Calhoun	2001-03	New Hope, Minn.
Jamie Cavey	2001-05	Mechanicsville, Iowa
Kelsey Cermak	2008-11	Norwalk, Iowa
Robin Christian	1985-89	Roxbury, Mass.
Megan Considine	2010-12	Byron, Ill.
Caitlin Clark	2020-2024	West Des Moines, Iowa
Karen Clayton	1992-96	Raleigh, N.C.
Chase Coley	2015-18	Minneapolis, Minn.
Cara Consuegra	1997-2001	Mt. Airy, Md.
Logan Cook	2018-22	Iowa City, Iowa
Monika Czinano	2018-2023	Watertown, Minn.
Tania Davis	2015-19	Grand Blanc, Mich.
Connie Davis	1980-84	DeKalb, Ill.
Molly Davis	2022-2024	Midland, Mich.
Virgie Dillingham	1990-94	Richmond, Ky.
Ally Disterhoft	2014-17	Iowa City, Iowa
Melissa Dixon	2012-15	Johnsburg, Ill.
Nadine Domond	1994-98	Bridgeport, Conn.
Bethany Doolittle	2012-15	Oakdale, Minn.
Kathleen Doyle	2016-20	LaGrange Park, Ill.
Hannah Draxten	2008-12	Fergus Falls, Minn.
Pam DuBose	1983-85	Detroit, Mich.
AJ Ediger	2021-present	Hudsonville, Mich.
Michelle Edwards	1984-88	Boston, Mass.
Simone Edwards	1993-97	Kingston, Jamaica
Abby Emmert	2004-08	Winterset, Iowa
Kristi Faulkner	2001-04	Glen Ellyn, Ill.
Kylie Feuerbach	2020-present	Sycamore, Ill.
Molly Finn	1978-81	Columbus, Ohio
Toni Foster	1989-93	Chicago, Ill.

Name	Years	Hometown
Donna Freitag	1981-83	Oregon, Wis.
Stacy Frese	1995-96	Cedar Rapids, Iowa
Marva Fuller	1984-88	Holly, Mich.
Angela Gallagher	1975-81	Chillicothe, Ill.
Cyndi Gaule	1978-81	Burlington, Iowa
Julie Genzen	1981-83	Bloomington, Ill.
Lindsay Geoffroy	2001-04	Los Alamitos, Calif.
Jeneé Graham	2004-08	Bolingbrook, Ill.
Tiffany Gooden	1994-98	Fort Wayne, Ind.
Sharon Goodman	2020-2024	Lime Springs, Iowa
Connie Grauer	1982-86	Cherokee, Iowa
Megan Gustafson	2015-19	Port Wing, Wis.
Jada Gyamfi	2022-present	Johnston, Iowa
Felicia Hall	1987-91	Shreveport, La.
Angela Hamblin	1994-98	Gary, Ind.
JoAnn Hamlin	2008-10	Douglass, Kan.
Andrea Harmon	1990-94	Oklahoma City, Okla.
Kalli Hansen	2010-12	Olin, Iowa
Cindy Haugejorde	1976-80	Parkville, Minn.
Jane Heilskov	1979-81	Hampton, Iowa
Amy Herrig	1995-99	Dubuque, Iowa
Melinda Hippen	1980-82	Parkersburg, Iowa
Kim Howard	1978-82	Estherville, Iowa
Tia Jackson	1990-95	Mardela Springs, Md.
Patrice Jennings	1998-2000	Chicago, Ill.
Hillari Jennings	1999-2000	Manly, Iowa
Whitney Jennings	2015	Logansport, Ind.
Lauren Jensen	2020	Lakeville, Minn.
Cindy Johnson	1978-81	Indianola, Iowa
Kennise Johnson	2023-present	Joliet, Ill.
Kristen Johnson	1982-86	Rochester, MN
Morgan Johnson	2010-13	Platte City, MO
Virginia Johnson	2012	Iowa City, Iowa
Shante Jones	2008	Carroll, Ohio
Morgan Kasperek	2002-06	Hinsdale, Ill.
Alexa Kastanek	2014-17	Lincoln, Neb.
Darleen Kendel	1981-82	Barbeton, Ohio
Lynn Kennedy	1983-87	Irvington, N.J.
Ann Kildahl	1982-83	Tomah, Wis.
Carmen Kinrade	1978-79	Maquoketa, Iowa
Timicha Kirby	1994-95	Lynwood, Calif.
Kari Knopf	1997-98	Des Moines, Iowa
Susan Koering	1993-97	Stanwood, Iowa
Kelly Krei	2008-11	Iowa City, Iowa
Tagyn Larson	2016	Sioux Falls, S.D.
Jolette Law	1986-90	Florence, S.C.
Angie Lee	1980-84	Paxton, Ill.
Angie Lewis	1983-85	Largo, Md.
Jennie Lillis	2000-04	Urbandale, Iowa
Samantha Logic	2012-15	Racine, Wis.



# IOWA WOMEN'S BASKETBALL

## ALL-TIME LETTERWINNERS

Name	Years	Hometown
Lisa Long	1983-87	Newark, N.J.
Terri Lusignan	1978-82	Park Ridge, Ill.
Gabby Machado	2010	Pontiac, Mich.
Antonia Macklin	1991-95	Boston, Mass.
Leah Wagner	1998-2002	Palmer, Alaska
Gabbie Marshall	2019-2024	Cincinnati, Ohio
Kate Martin	2018-2024	Edwardsville, Ill.
Cathy Marx	1990-94	East Moline, Ill.
Jenni Mayer	1975-77	Winthrop Harbor, Ill.
Taylor McCabe	2022-present	Fremont, Neb.
Maureen McAlpine	1982-86	Rochester, Minn.
Becca McCann	2000-04	Saginaw, Mich.
Erin McGrane	1977-80	Dubuque, Iowa
Tammy McKay	1983-87	McFarland, Wis.
Rena McMillon	1987-89	Pompano Beach, Fla.
Lindsey Meder	1998-2002	Solon, Iowa
Makenzie Meyer	2017-20	Mason City, Iowa
Megan Meyer	2019-21	Mason City, Iowa
Teresa Meyer	1975-79	Overland Park, Kan.
Becky Moessner	1975-78	Waterloo, Iowa
Carly Mohns	2015-18	Brodhead, Wis.
Barb Mueller	1975-80	Paullina, Iowa
Kim Nelson	1981-83	Denison, Iowa
Trisha Nesbitt	2010-13	Ames, Iowa
Jenny Noll	1993-97	Muscataine, Iowa
Lindsey Nyenhuis	2005-09	Grand Rapids, Mich.
Lynn Oberbillig	1975-78	Northampton, Mass.
Amber O'Brien	1999-2003	Worthington, Minn.
Addison O'Grady	2021-present	Aurora, Colo.
Lori Offergeld	1977-81	Chicago, Ill.
Amanda Ollinger	2017-20	Cedar Rapids, Iowa
Shannon Perry	1994-98	Carson, Calif.
Kali Peschel	2013-16	Sauk Centre, Minn.
Katharine Peters	1975-78	Dubuque, Iowa
Randi Peterson	1997-2001	Cedar Falls, Iowa
Laura Podolak	1998-2000	Basalt, Colo.
Ebone Pope	2004-06	Ottumwa, Iowa
Franthea Price	1986-90	River Rouge, Mich.
Jaime Printy	2010-13	Marion, Iowa
Cassandra Rahming	1988-92	W. Palm Beach, Fla.
Jody Ratigan	1986-90	Neola, Iowa
Erinn Reed	1993-94	Saginaw, Mich.
Tiffany Reedy	2002-06	Dysart, Iowa
Jackie Regel	1979-83	Glen Ellyn, Ill.
Joni Rensvold	1978-80	Cedar Falls, Iowa
Kathryn Reynolds	2012-15	Cincinnati, Ohio
Lindsay Richards	2002-03	Barrington, Ill.
Maureen Riopelle	1980-81	Appleton, Wis.
Sue Roeder	1978-81	Dubuque, Iowa
Jade Rogers	2011-12	Cedar Rapids, Iowa
Kris Rogers	1977-81	Iowa City, Iowa

Name	Years	Hometown
Margie Rubow	1975-78	Brighton, Colo.
Zion Sanders	2017-20	Evansville, Ind.
Stacy Schlapkohl	2004-08	Durant, Iowa
Hailey Schneden	2014-17	Davenport, Iowa
Jolynn Schneider	1984-88	Grosse Pointe, Mich.
Tracy Schrupp	1999-2003	Gillette, Wyo.
Stephanie Schueler	1987-91	Sioux Falls, S.D.
Alexis Sevillian	2017-20	Goodrich, Mich.
Becky Shrigley	1988-92	Nashua, N.H.
Laura Shawver	1975-79	San Francisco, Calif.
Megan Skouby	2005-09	Mentor, Ohio
Crystal Smith	2002-06	Haughton, La.
Kristi Smith	2005-09	Thornton, Colo.
Nicole Smith	2013-16	Rockton, Ill.
Tangela Smith	1994-98	Chicago, Ill.
Johanna Solverson	2002-05, '08	Lake Zurich, Ill.
Hannah Stewart	2016-19	Minot, N.D.
Hannah Stuelke	2022-present	Cedar Rapids, Iowa
Karen Swanson	1978-79	Unavailable
Tomi Taiwo	2018-22	Carmel, Ind.
LaTonya Tate	1988-92	Detroit, Mich.
Jill Taylor	1988-90	Ambler, Pa.
Theairra Taylor	2010-14	St. Paul, Minn.
Kathy Thomas	2013	Flint, Mich.
Molly Tideback	1990-93	Waterloo, Iowa
Claire Till	2013-16	Dubuque, Iowa
Kayla Timmerman	2013	Wayzata, Minn.
DeDe Towe	1976-80	Alburtett, Iowa
Necole Tunsil	1990-94	St. Petersburg, Fla.
Paula Valino Ramos	2018-20	Ourense, Spain
Nicole VanderPol	2005-09	Grundy Center, Iowa
Krista VandeVenter	2004-08	Osseo, Minn.
Chinyere Vann	1996-97	Brooklyn, N.Y.
Shirley Vargason	1975-78	St. Charles, Ill.
Polly Ven Horst	1976-82	Dallas, Texas
Amy Van Arkel	1998-2000	Cedar Falls, Iowa
Kamille Wahlin	2008-12	Crookston, Minn.
McKenna Warnock	2019-2023	Marshall, Wis.
Shateah Wetering	2020-2023	Montezuma, Iowa
Tracy Washington	1984-86	Philadelphia, Pa.
Jerica Watson	1998-2002	Milwaukee, Wis.
Lorelei Watts	1987-89	Rock Island, Ill.
Trisha Waugh	1988-91	Jefferson, Iowa
Melinda Welter	1975-79	Glen Ellyn, Ill.
Diana Williams	1975-80	Chicago, Ill.
Pam Williams	1984-88	Chicago, Ill.
Malikah Willis	1994-98	Cleveland, Ohio
Diane Wilson	1976-81	New London, Iowa
Kris Wistrom	1979-83	Des Moines, Iowa
Arneda Yarbrough	1991-95	Racine, Wis.
Cheri Young	1979-82	Muscataine, Iowa



## ALL-TIME JERSEY NUMBERS

### #1

Amber O'Brien \_\_\_\_\_ 2001-04  
 Alexa Kastanek \_\_\_\_\_ 2014-17  
 Tomi Taiwo \_\_\_\_\_ 2019-22  
 Molly Davis \_\_\_\_\_ 2022-2024

### #2

Kristi Faulkner \_\_\_\_\_ 2000-04  
 Zoraa Quoie \_\_\_\_\_ 2007  
 Kamille Wahlin \_\_\_\_\_ 2009-12  
 Ally Disterhoft \_\_\_\_\_ 2014-17  
 Taylor McCabe \_\_\_\_\_ 2022-Present

### #3

Myesha Bledsoe \_\_\_\_\_ 1999  
 Abby Emmert \_\_\_\_\_ 2005-08  
 Kalli Hansen \_\_\_\_\_ 2011-12  
 Claire Till \_\_\_\_\_ 2013-16  
 Makenzie Meyer \_\_\_\_\_ 2018-20  
 Sydney Affolter \_\_\_\_\_ 2021-Present

### #4

Stacy Frese \_\_\_\_\_ 1996  
 Kadaiya Johns \_\_\_\_\_ 1998  
 Megan Considine \_\_\_\_\_ 2010-12  
 Chase Coley \_\_\_\_\_ 2015-18  
 Kylie Feuerbach \_\_\_\_\_ 2021-Present

### #5

Jerica Watson \_\_\_\_\_ 1999-2002  
 April Calhoun \_\_\_\_\_ 2003  
 Alexis Sevellian \_\_\_\_\_ 2017-20

### #10

Kris Rogers \_\_\_\_\_ 1977-81  
 Tracy Washington \_\_\_\_\_ 1986  
 Stephanie Schueler \_\_\_\_\_ 1987-91  
 Arnedo Yarbrough \_\_\_\_\_ 1992-95  
 Chinyere Vann \_\_\_\_\_ 1997  
 Kari Knopf \_\_\_\_\_ 1998  
 Lindsey Meder \_\_\_\_\_ 1999-2002  
 Crystal Smith \_\_\_\_\_ 2003-06  
 Megan Gustafson \_\_\_\_\_ 2016-19

### #11

Sue Roeder \_\_\_\_\_ 1978-81  
 Cassandra Rahming \_\_\_\_\_ 1988-92  
 Karen Clayton \_\_\_\_\_ 1992-96  
 Jenna Armstrong \_\_\_\_\_ 2002-05  
 Kristi Smith \_\_\_\_\_ 2006-09  
 Trisha Nesbitt \_\_\_\_\_ 2009-13

Tania Davis \_\_\_\_\_ 2016-19  
 Megan Meyer \_\_\_\_\_ 2020-21

### #12

Sue Beckwith \_\_\_\_\_ 1976-80  
 Tammy McKay \_\_\_\_\_ 1983-87  
 Lorelei Watts \_\_\_\_\_ 1988  
 Laurie Aaron \_\_\_\_\_ 1989-93  
 Maureen Riopelle \_\_\_\_\_ 1982-86  
 Margie Rubow \_\_\_\_\_ 1975-78  
 Leah Magner \_\_\_\_\_ 1999-2002  
 Jenna Armstrong \_\_\_\_\_ 2002-05  
 Morgan Johnson \_\_\_\_\_ 2009-13  
 Nadine Domond \_\_\_\_\_ 1994-98  
 Kim Nelson \_\_\_\_\_ 1983

### #13

Nadine Domond \_\_\_\_\_ 1995-98  
 April Calhoun \_\_\_\_\_ 2002  
 Shante Jones \_\_\_\_\_ 2009  
 Kathy Thomas \_\_\_\_\_ 2013  
 Shateah Wetering \_\_\_\_\_ 2021-2023  
 Kennise Johnson \_\_\_\_\_ 2023-Present

### #14

Lynn Kennedy \_\_\_\_\_ 1986  
 Felicia Hall \_\_\_\_\_ 1998-89, 1991  
 Lindsay Geoffroy \_\_\_\_\_ 2002-04  
 McKenna Warnock \_\_\_\_\_ 2020-2023

### #15

Virgie Dillingham \_\_\_\_\_ 1991-94  
 Shannon Perry \_\_\_\_\_ 1995-98  
 Patrice Jennings \_\_\_\_\_ 1999-2000  
 Ebone Pope \_\_\_\_\_ 2006  
 Whitney Jennings \_\_\_\_\_ 2015  
 Lauren Jensen \_\_\_\_\_ 2021

### #19

Amber O'Brien \_\_\_\_\_ 2000

### #20

Shante Jones \_\_\_\_\_ 2008-09  
 Rena McMillon \_\_\_\_\_ 1989  
 Antonia Macklin \_\_\_\_\_ 1991-95  
 Angie Lewis \_\_\_\_\_ 1983-85  
 Lindsay Richards \_\_\_\_\_ 2003-06  
 Kelly Krei \_\_\_\_\_ 2009-12  
 Kate Martin \_\_\_\_\_ 2019-2024

### #21

Robin Christian \_\_\_\_\_ 1986, 1988-89  
 Necole Tunsil \_\_\_\_\_ 1991-94  
 Jenni Mayer \_\_\_\_\_ 1975-1977  
 Cara Consuegra \_\_\_\_\_ 1998-2001  
 Kachine Alexander \_\_\_\_\_ 2008-11  
 Melissa Dixon \_\_\_\_\_ 2012-15  
 Hannah Stewart \_\_\_\_\_ 2016-19  
 Zion Sanders \_\_\_\_\_ 2019-21

### #22

Lisa Anderson \_\_\_\_\_ 1983  
 Jolynn Schneider \_\_\_\_\_ 1986, 1988  
 Becky Shrigley \_\_\_\_\_ 1989, 1991-92  
 Susan Koering \_\_\_\_\_ 1994-97  
 Joni Rensvold \_\_\_\_\_ 1978-82  
 Shirley Vargason \_\_\_\_\_ 1975-78  
 Mary Berdo \_\_\_\_\_ 2000-01  
 Kristi Faulkner \_\_\_\_\_ 2002-05  
 Kelsey Cermak \_\_\_\_\_ 2008-11  
 Samantha Logic \_\_\_\_\_ 2012-15  
 Kathleen Doyle \_\_\_\_\_ 2017-20  
 Caitlin Clark \_\_\_\_\_ 2020-2024

### #23

Robin Anderson \_\_\_\_\_ 1983  
 Tricia Blair \_\_\_\_\_ 1986  
 Demetria Bright \_\_\_\_\_ 1991-92  
 Molly Finn \_\_\_\_\_ 1978-81  
 DeDe Towe \_\_\_\_\_ 1975-78  
 Mary Berdo \_\_\_\_\_ 1997  
 Amy Van Arkel \_\_\_\_\_ 2000  
 Theairra Taylor \_\_\_\_\_ 2010-14  
 Christina Battenham \_\_\_\_\_ 2015-17  
 Logan Cook \_\_\_\_\_ 2019-22  
 Jada Gyamfi \_\_\_\_\_ 2022-Present

### #24

Melinda Welter \_\_\_\_\_ 1975-79  
 Angie Lee \_\_\_\_\_ 1980-84  
 Lisa Long \_\_\_\_\_ 1983-87  
 Rena McMillon \_\_\_\_\_ 1988  
 Katie Abrahamson \_\_\_\_\_ 1989  
 Angela Hamblin \_\_\_\_\_ 1994-98  
 Carmen Kinrade \_\_\_\_\_ 1978-79  
 Jeneé Graham \_\_\_\_\_ 2005-08  
 Jaime Printy \_\_\_\_\_ 2010-13  
 Tagyn Larson \_\_\_\_\_ 2015  
 Zion Sanders \_\_\_\_\_ 2018-19  
 Gabbie Marshall \_\_\_\_\_ 2020-2024





# IOWA WOMEN'S BASKETBALL

## ALL-TIME JERSEY NUMBERS

### #25

Franthea Price \_\_\_\_\_ 1988-89  
 Pam DuBose \_\_\_\_\_ 1983-85  
 Diana Williams \_\_\_\_\_ 1975-80  
 Kali Peschel \_\_\_\_\_ 2013-16  
 Monika Czinano \_\_\_\_\_ 2018-2023

### #30

Michelle Edwards \_\_\_\_\_ 1986, 1988  
 Angie Lee \_\_\_\_\_ 1983  
 Polly Ven Horst \_\_\_\_\_ 1976-82

### #31

Donna Freitag \_\_\_\_\_ 1983  
 Jill Taylor \_\_\_\_\_ 1989  
 Andrea Harmon \_\_\_\_\_ 1991-94  
 Malikah Willis \_\_\_\_\_ 1995-97  
 Kris Wistrom \_\_\_\_\_ 1979-83  
 Terri Lusignan \_\_\_\_\_ 1978-82  
 Diane Wilson \_\_\_\_\_ 1976-81  
 Barb Mueller \_\_\_\_\_ 1975-77  
 Hannah Draxten \_\_\_\_\_ 2009-11  
 Paula Valino Ramos \_\_\_\_\_ 2018-20

### #32

Ann Kildahl \_\_\_\_\_ 1983  
 Pam Williams \_\_\_\_\_ 1986, 1988  
 LaTonya Tate \_\_\_\_\_ 1989, 1991-92  
 Erinn Reed \_\_\_\_\_ 1994  
 Natalie Chambers \_\_\_\_\_ 2001  
 Kim Howard \_\_\_\_\_ 1978-82  
 Angela Gallagher \_\_\_\_\_ 1975-81  
 Jody Ratigan \_\_\_\_\_ 1986-90  
 Maureen McAlpine \_\_\_\_\_ 1982-86  
 Wendy Ausdemore \_\_\_\_\_ 2006-09  
 Jade Rogers \_\_\_\_\_ 2010-12

### #33

Maureen McAlpine \_\_\_\_\_ 1983, 1986  
 Jodi Ratigan \_\_\_\_\_ 1988-89  
 Tia Jackson \_\_\_\_\_ 1991-95  
 Melinda Hippen \_\_\_\_\_ 1980-82  
 Jane Heilskov \_\_\_\_\_ 1978-79  
 Barb Muelle \_\_\_\_\_ 1978-79  
 Katharine Peters \_\_\_\_\_ 1975-78  
 Laura Podolak \_\_\_\_\_ 1999-2000  
 Deb Remmerde \_\_\_\_\_ 2004  
 Kathryn Reynolds \_\_\_\_\_ 2012-15

### #34

Connie Grauer \_\_\_\_\_ 1983, 1986  
 Jolette Law \_\_\_\_\_ 1988-89  
 Molly Tideback \_\_\_\_\_ 1991-93  
 Simone Edwards \_\_\_\_\_ 1994-97  
 Connie Davis \_\_\_\_\_ 1980-84  
 Cindy Johnson \_\_\_\_\_ 1978-81  
 Lori Offergeld \_\_\_\_\_ 1977-81  
 Becky Moessner \_\_\_\_\_ 1975-78  
 Johanna Solverson \_\_\_\_\_ 2003-08  
 Virginia Johnson \_\_\_\_\_ 2012  
 Carly Mohns \_\_\_\_\_ 2015-18  
 AJ Ediger \_\_\_\_\_ 2021-Present

### #35

Kristen Johnson \_\_\_\_\_ 1983  
 Timicha Kirby \_\_\_\_\_ 1995-96  
 Diane Wilson \_\_\_\_\_ 1976-81  
 Teresa Meyer \_\_\_\_\_ 1975-79  
 Bre Cera \_\_\_\_\_ 2016

### #40

Melinda Hippen \_\_\_\_\_ 1980-82  
 Gail Hudash \_\_\_\_\_ N/A  
 Erin McGrane \_\_\_\_\_ 1977-80  
 Laura Shawver \_\_\_\_\_ 1975-79  
 Tracy Schrupp \_\_\_\_\_ 2000-03  
 Stacy Schlapkohl \_\_\_\_\_ 2005-08  
 Hailey Schneden \_\_\_\_\_ 2014-17  
 Sharon Goodman \_\_\_\_\_ 2020-2024

### #41

Darlene Kandel \_\_\_\_\_ 1981-82  
 Terri Lusignan \_\_\_\_\_ 1978-82  
 Cheri Young \_\_\_\_\_ 1979-82  
 Karen Swanson \_\_\_\_\_ 1978-79  
 Lynn Oberbillig \_\_\_\_\_ 1975-78

### #42

Julie Genzen \_\_\_\_\_ 1983  
 Shanda Berry \_\_\_\_\_ 1986, 1988-89  
 Cathy Marx \_\_\_\_\_ 1991-94  
 Tiffany Gooden \_\_\_\_\_ 1995-98  
 Diane Wilson \_\_\_\_\_ 1976-81  
 Jackie Regel \_\_\_\_\_ 1979-83  
 Cyndi Gaule \_\_\_\_\_ 1978-81  
 Tiffany Reedy \_\_\_\_\_ 2003-06

### #43

Connie Davis \_\_\_\_\_ 1980-84  
 Cindy Haugejorde \_\_\_\_\_ 1976-80  
 Nicole VanderPol \_\_\_\_\_ 2006-09  
 Amanda Ollinger \_\_\_\_\_ 2017-20

### #44

Trisha Waugh \_\_\_\_\_ 1987-91  
 Marva Fuller \_\_\_\_\_ 1984-88  
 Cheryl Baker \_\_\_\_\_ 1983  
 Beatrice Bullock \_\_\_\_\_ 1999-2002  
 Megan Skouby \_\_\_\_\_ 2006-09  
 Addison O'Grady \_\_\_\_\_ 2021-Present

### #45

Randi Peterson \_\_\_\_\_ 1998-2001  
 Morgan Kasperek \_\_\_\_\_ 2003-06  
 JoAnn Hamlin \_\_\_\_\_ 2007-10  
 Nicole Smith \_\_\_\_\_ 2014-16  
 Hannah Stuelke \_\_\_\_\_ 2022-Present

### #50

Tangela Smith \_\_\_\_\_ 1995-98  
 Jennie Lillis \_\_\_\_\_ 2001-04  
 Lindsey Nyenhuis \_\_\_\_\_ 2006-09  
 Gabby Machado \_\_\_\_\_ 2010

### #51

Lisa Becker \_\_\_\_\_ 1983-87  
 Krista VandeVenter \_\_\_\_\_ 2005-08  
 Bethany Doolittle \_\_\_\_\_ 2012-15

### #52

Holly Andersen \_\_\_\_\_ 1983  
 Hilleri Jennings \_\_\_\_\_ 2000  
 Jamie Cavey \_\_\_\_\_ 2001-05

### #54

Amy Herrig \_\_\_\_\_ 1996-99  
 Toni Foster \_\_\_\_\_ 1989-93  
 Becca McCann \_\_\_\_\_ 2001-04  
 Kayla Timmerman \_\_\_\_\_ 2013

### #55

Jenny Noll \_\_\_\_\_ 1993-97



## HAWKEYE CHALLENGE RESULTS

### 1985 Amana Hawkeye Classic

Iowa 75, Bradley 39  
Memphis State 68, NC State 58  
NC State 82, Bradley 42 (3rd)  
Iowa 77, Memphis State 56 (1st)

### 1986 Amana Hawkeye Classic

Tennessee 86, Providence 70  
Iowa 70, Boston 48  
Providence 74, Boston 60 (3rd)  
Tennessee 74, Iowa 56 (1st)

### 1987 Amana Hawkeye Classic

Georgia 58, Southern Illinois 53  
Iowa 85, Missouri 71  
Southern Illinois 69, Missouri 51 (3rd)  
Iowa 66, Georgia 56 (1st)

### 1988 Amana Hawkeye Classic

Iowa 73, Miami of Ohio 44  
Wake Forest 79, Eastern Illinois 66  
Eastern Illinois 63, Miami of Ohio 59 (3rd)  
Iowa 78, Wake Forest 62 (1st)

### 1989 Amana Hawkeye Classic

Iowa 90, Howard 57  
Connecticut 93, Penn State 84 (OT)  
Penn State 107, Howard 69 (3rd)  
Iowa 81, Connecticut 49 (1st)

### 1990 Amana Hawkeye Classic

Iowa 81, UCLA 52  
LSU 74, Kansas 63  
Kansas 76, UCLA 63 (3rd)  
Iowa 73, LSU 65 (OT, 1st)

### 1991 Amana Hawkeye Classic

Washington 101, Northern Illinois 91 (2OT)  
Iowa 97, Ohio 52  
Northern Illinois 73, Ohio 63 (3rd)  
Iowa 58, Washington 39 (1st)

### 1992 Amana Hawkeye Classic

Charlotte 57, Kentucky 54  
Iowa 74, West Virginia 44  
Kentucky 73, West Virginia 63 (3rd)  
Iowa 60, UNC Charlotte 38 (1st)

### 1993 Prairie Lights Hawkeye Classic

Iowa 68, Laurentian 53  
La. Tech 65, Butler 61  
Butler 73, Laurentian 63 (3rd)  
Iowa 70, La. Tech 66 (1st)

### 1994 Prairie Lights Hawkeye Classic

USC 87, Marquette 76  
Iowa 60, James Madison 30  
Marquette 81, James Madison 65 (3rd)  
Iowa 65, USC 55 (1st)

### 1995 Prairie Lights Hawkeye Classic

UC Santa Barbara 68, Maryland 52  
Iowa 64, Stephen F. Austin 58  
Maryland 67, Stephen F. Austin 63 (3rd)  
Iowa 68, UC Santa Barbara 57 (1st)

### 1997 Prairie Lights Hawkeye Classic

Washington 75, Kansas 64  
Iowa 56, CS Northridge 67  
Kansas 79, CS Northridge 66 (3rd)  
Washington 63, Iowa 62 (1st)

### 1998 Hawkeye Classic

**(Only three teams)**  
Missouri 80, Princeton 56  
Iowa 59, Princeton 44  
Iowa 75, Missouri 68 (1st)

### 1999 Gazette Hawkeye Classic

Iowa 92, Bradley 49  
Syracuse 81, Chicago State 55  
Bradley 77, Chicago State 42 (3rd)  
Iowa 76, Syracuse 73 (1st)

### 2000 Gazette Hawkeye Challenge

Iowa 99, Western Illinois 54  
Nevada-Reno 82, American 59  
Western Illinois 72, American 66 (3rd)  
Iowa 73, Nevada-Reno 59 (1st)

### 2001 Gazette Hawkeye Challenge

Kent State 74, UAB 59  
Iowa 86, UTPA 38  
UAB 102, UTPA 75 (3rd)  
Iowa 76, Kent State 65 (1st)

### 2002 KCRG-TV9 Hawkeye Challenge

Charlotte 61, Murray State 44  
Iowa 84, IUPUI 75 (OT)  
Murray State 70, IUPUI 66 (OT, 3rd)  
Iowa 85, Charlotte 70 (1st)

### 2003 KCRG-TV9 Hawkeye Challenge

Houston 66, Gonzaga 54  
Iowa 83, Butler, 60  
Gonzaga 65, Butler 59 (3rd)  
Houston 70, Iowa 64 (1st)

### 2004 KCRG-TV9 Hawkeye Challenge

Missouri 68, Northern Illinois 61  
Iowa 66, Southern Illinois 50  
Northern Illinois 61, Southern Illinois 43 (3rd)  
Iowa 75, Missouri 54 (1st)

### 2005 KCRG-TV9 Hawkeye Challenge

Rutgers 76, San Jose State 64  
Iowa 79, Vermont 57  
Vermont 55, San Jose State 52 (3rd)  
Rutgers 57, Iowa 51 (1st)

### 2006 KCRG-TV9 Hawkeye Challenge

Iowa 93, Quinnipiac 77  
Florida International 64, Florida A&M 50  
Quinnipiac 64, Florida A&M 45 (3rd)  
Iowa 72, Florida International 62 (1st)

### 2007 KCRG-TV9 Hawkeye Challenge

Iowa 87, Northern Illinois 43  
Wyoming 66, Saint Joseph's 64  
Northern Illinois 90, Saint Joseph's 82 (3rd)  
Wyoming 54, Iowa 50 (1st)

### 2008 KCRG-TV9 Hawkeye Challenge

Iowa 83, Boston University 58  
Providence 68, Portland 61 (OT)  
Portland 74, Boston University 62 (3rd)  
Iowa 64, Providence 46 (1st)

### 2009 KCRG-TV9 Hawkeye Challenge

Illinois State 61, UCLA 55  
Iowa 67, Santa Clara 51  
UCLA 77, Santa Clara 51 (3rd)  
Iowa 75, Illinois State 67 (1st)

### 2010 KCRG-TV9 Hawkeye Challenge

Iowa 87, Northeastern 59  
Central Michigan 78, Northern Colorado 74  
Northeastern 61, Northern Colorado 53 (3rd)  
Iowa 90, Central Michigan 79 (1st)

### 2011 KCRG-TV9 Hawkeye Challenge

UNLV 62, Butler 39  
Iowa 90, Harvard 81  
Butler 69, Harvard 68 (3rd)  
UNLV 69, Iowa 59 (1st)

### 2013 Hawkeye Challenge

Iowa 70, UC Riverside 56  
Dayton 89, UC Riverside 54  
Iowa 97, Dayton 93 (OT)

### 2014 Hawkeye Challenge

Dayton 78, UT Martin 47  
Iowa 97, Pepperdine 68  
Pepperdine 59, UT Martin 58 (3rd)  
Iowa 90, Dayton 83 (1st)

### 2015 Hawkeye Challenge

Iowa 83, North Dakota 61  
UT Martin 84, North Dakota  
Iowa 62, UT Martin 56

### 2016 Hawkeye Challenge

Iowa 71, Massachusetts 90  
South Dakota State 84, Montana 43  
Massachusetts 59, Montana 58  
South Dakota State 66, Iowa 64

### 2017 Hawkeye Challenge

Iowa 83, Quinnipiac 67  
Western Kentucky 79, Missouri 76  
Missouri 66, Quinnipiac 51  
Iowa 104, Western Kentucky 97

NOTE: No Classic was held in 1996 or 2012.



# IOWA WOMEN'S BASKETBALL

## 2024-25 COMPOSITE BIG TEN SCHEDULE

<b>December</b>			<b>9</b>	Iowa at Illinois	<b>29</b>	Maryland at Penn State	<b>16</b>	Michigan State at UCLA
<b>7</b>	Indiana at Penn State		<b>11</b>	Oregon at Penn State	<b>30</b>	Michigan at Wisconsin		Nebraska at Illinois
	Maryland at Purdue			Maryland at Wisconsin		<b>Illinois at Rutgers</b>		Oregon at Minnesota
	USC at Oregon		<b>12</b>	Michigan at Purdue		<b>Minnesota at USC</b>		USC at Washington
<b>8</b>	Illinois at Ohio State			Indiana at Iowa		<b>Nebraska at Purdue</b>	<b>17</b>	Wisconsin at Penn State
	Minnesota at Nebraska			Nebraska at Rutgers		<b>Oregon at Michigan State</b>		Iowa at Ohio State
	Northwestern at Michigan			Northwestern at UCLA				Michigan at Maryland
	Rutgers at Wisconsin			Oregon at Ohio State				Northwestern at Rutgers
	UCLA at Washington			Penn State at USC	<b>February</b>			Michigan State at USC
<b>15</b>	Iowa at Michigan State		<b>13</b>	Washington at Michigan State	<b>2</b>	Illinois at Maryland		Minnesota at Purdue
<b>28</b>	Oregon at Illinois		<b>15</b>	Minnesota at Maryland		Michigan State at Northwestern	<b>19</b>	Oregon at Nebraska
	Penn State at Minnesota			Michigan State at Rutgers		Minnesota at UCLA		Illinois at UCLA
	Washington at Northwestern			Northwestern at USC		Nebraska at Indiana	<b>20</b>	Maryland at Northwestern
	Wisconsin at Indiana			Penn State at UCLA		Oregon at Michigan		Ohio State at Indiana
<b>29</b>	Michigan at USC			Purdue at Oregon		USC at Iowa		Rutgers at Washington
	Michigan State at Maryland		<b>16</b>	Washington at Michigan		Washington at Ohio State	<b>22</b>	Penn State at Michigan
	Nebraska at UCLA			Illinois at Indiana	<b>5</b>	Wisconsin at Purdue	<b>23</b>	Illinois at USC
	Ohio State at Rutgers			Nebraska at Iowa		Ohio State at UCLA		Indiana at Michigan State
<b>31</b>	Purdue at Iowa		<b>18</b>	Ohio State at Wisconsin	<b>6</b>	USC at Wisconsin		Northwestern at Wisconsin
	Minnesota at Wisconsin			Purdue at Washington		Washington at Penn State		Purdue at Ohio State
	Oregon at Northwestern		<b>19</b>	Rutgers at Michigan		Iowa at Minnesota		Rutgers at Oregon
	Washington at Illinois			Iowa at Oregon		Maryland at Oregon		UCLA at Iowa
				Michigan State at Illinois		Michigan at Nebraska		Washington at Nebraska
				Minnesota at Northwestern		Northwestern at Illinois	<b>26</b>	Iowa at Michigan
<b>January</b>				Ohio State at Penn State	<b>8</b>	Rutgers at Indiana		Michigan State at Ohio State
<b>1</b>	Iowa at Penn State		<b>20</b>	USC at Indiana	<b>9</b>	Ohio State at USC		UCLA at Wisconsin
	Michigan at UCLA		<b>22</b>	Wisconsin at Nebraska		Illinois at Wisconsin	<b>27</b>	Washington at Minnesota
	Nebraska at USC			Iowa at Washington		Indiana at Minnesota		Maryland at Indiana
	Purdue at Michigan State			Michigan at Minnesota		Maryland at Washington		Purdue at Penn State
<b>2</b>	Rutgers at Maryland			Penn State at Michigan State		Michigan at Michigan State		
<b>4</b>	UCLA at Indiana		<b>23</b>	USC at Purdue		Penn State at Northwestern		
	Wisconsin at Oregon			Illinois at Northwestern		Purdue at Rutgers	<b>March</b>	
<b>5</b>	Illinois at Minnesota			Maryland at Ohio State	<b>10</b>	UCLA at Oregon	<b>1</b>	Minnesota at Michigan State
	Maryland at Iowa		<b>24</b>	UCLA at Rutgers	<b>12</b>	Iowa at Nebraska		USC at UCLA
	Northwestern at Ohio State			Indiana at Oregon		Indiana at Michigan	<b>2</b>	Indiana at Purdue
	Penn State at Nebraska		<b>25</b>	Michigan State at Michigan		Northwestern at Purdue		Michigan at Illinois
<b>7</b>	USC at Rutgers		<b>26</b>	Ohio State at Nebraska		Washington at Oregon		Nebraska at Northwestern
	UCLA at Purdue			Rutgers at Penn State	<b>13</b>	Wisconsin at Michigan State		Ohio State at Maryland
<b>8</b>	Wisconsin at Washington			UCLA at Maryland		Minnesota at Ohio State		Oregon at Washington
	Indiana at Northwestern		<b>27</b>	Wisconsin at Minnesota		Nebraska at Maryland		Penn State at Rutgers
	Michigan State at Nebraska			Indiana at Washington		Penn State at Illinois		Wisconsin at Iowa
	Ohio State at Michigan		<b>28</b>	Purdue at Illinois		Rutgers at Iowa		
	Rutgers at Minnesota			Northwestern at Iowa	<b>15</b>	UCLA at USC		
	USC at Maryland					Purdue at Indiana		

## 2025 Women's Big Ten Tournament

Gainbridge Fieldhouse - Indianapolis, Ind.

First Round - March 5  
Second Round - March 6  
Quarterfinals - March 7  
Semifinals - March 8  
Championship - March 9



## 2025 Women's NCAA Tournament

First Round - March 21-22  
Second Round - March 23-24  
Sweet 16 - March 28-29  
Elite 8 - March 30-31

Final Four - April 4  
National Championship - April 6  
Amalie Arena - Tampa Bay, FL







**The Hawkeye Visions Endowment Program:** Hawkeye Visions is an on-going campaign, which seeks to build an endowment capable of covering the cost, via earnings, of UI student-athlete scholarships. The program currently includes over 200 scholarships ranging from fully endowed scholarships, partially endowed, in development or scholarships pledged via an estate gift. The following Visionary and Leadership level endowed scholarships will be awarded for the 2022-23 academic year.

### Visionary Level Scholarships

Beth and Bob Allsop Point Guard Scholarship  
John and Ruth Beckman Scholarships  
Ray Carlson Lineman Scholarship  
Mark C. Falb Quarterback Scholarship  
Bill and John Fenton Football Scholarship  
George C. and Nora Foerstner Memorial & Alex A. and JoAnn F. Meyer Football Scholarships  
Russ and Ann Gerdin Family Football Scholarships  
Russ and Ann Gerdin Family Men's Basketball Scholarships  
Russ and Ann Gerdin Family Women's Basketball Scholarship  
Russ and Ann Gerdin Family Wrestling Scholarship  
Russ and Ann Gerdin Family Athletic Scholarship  
Leonard A. and Marlene S. Hadley Center Football Scholarship  
Mike "Hammer" Hammond Football Scholarship Fund  
Robert G. and Annalee Jacoby Hockridge Wrestling Scholarship  
Jim and Rhonda Juhlin Men's Basketball Scholarship  
Nile Kinnick Leadership Scholarship

Mary Lee Hawkeye Spirit Scholarships  
Gus and Theo Mastrogany Football End Scholarship  
Robert W. and Jean C. Otilie Athletic Scholarships  
Ned and Reba Postels Family Men's Basketball Scholarship  
James Rohweder Baseball Second Baseman Scholarship  
James Rohweder Softball Second Baseman Scholarship  
Christian G. 'Dutch' Schmidt Baseball Scholarships  
Keith and Justine Schulte "6th-Man" Men's Basketball Scholarship  
John and Peg Slusher Softball Catcher Scholarship  
Roland and Esther Smith Men's Athletic Scholarships  
Roland and Esther Smith Women's Athletic Scholarships  
Arthur E. Stanley Football Scholarships  
Chris Street Memorial Men's Basketball Scholarship  
Dale L. Tieden Football Scholarships  
Henry B. and Patricia B. Tippie Athletic Scholarships  
Dr. Virginia M. Weimar Women's Basketball Scholarship  
Jim and Susan Woods Offensive Lineman Scholarship

### Leadership Level Scholarships

Dr. C.F. "Larry" and Lois Barrett Football Scholarship  
Micheal and Patricia Beal Women's Basketball Scholarship  
P. Sue Beckwith, M.D., Women's Basketball Scholarship  
P. Sue Beckwith, M.D., Rowing Scholarship  
Warren and Harriet Berman Family Football Scholarship  
Warren and Harriet Berman Family Men's Basketball Scholarship  
Mike Boddicker Baseball Scholarship  
Lester Bookey Memorial Scholarship  
Patty and Tom Buroker Football Scholarship  
Thomas L. Cardella Football Scholarship  
B. W. "Wayne" Carpenter Family Football Scholarship  
Carver Scholarship/Slater Award  
Gene and Jennie Clay Football Scholarship  
John and Mary Ann Colloton Men's Basketball Scholarship  
John and Mary Ann Colloton Football Scholarship  
John and Mary Ann Colloton Women's Basketball Scholarship  
John and Mary Ann Colloton Wrestling Scholarship  
Catherine Nacke Cooper Men's Basketball Scholarship  
Brad and Peggy Davis Golf Scholarship  
Tom and Shari Davis Men's Basketball Manager Scholarship  
Doran Family Gymnastics Scholarship  
C. W. "Bump" Elliott Football Scholarship  
Dr. Brent and Ellen Feller Men's Basketball Scholarship  
John Ferentz Memorial Football Scholarship  
Fitzgerald Family Women's Basketball Scholarship  
Hayden Fry Captain's Scholarship  
Eugene and Pat Gauron Women's Tennis Scholarship  
Al Grady Memorial Football Scholarship  
Hanlen Family Athletic Scholarship  
Carol Hauptert Football Scholarship  
Donald W. and Marilyn Heineking Baseball Scholarship  
Donald W. and Marilyn Heineking Football Scholarship  
Donald W. and Marilyn Heineking Men's Cross Country/Track Scholarship  
Donald W. and Marilyn Heineking Men's Basketball Manager's Scholarship  
Donald W. and Marilyn Heineking Softball Scholarship  
Donald W. and Marilyn Heineking Volleyball Scholarship  
Donald W. and Marilyn Heineking Women's Basketball Scholarship  
Donald W. and Marilyn Heineking Wrestling Scholarship  
Theo and Glenda Hitchens Football Scholarship  
Theo and Glenda Hitchens Men's Basketball Scholarship  
James Hoak Men's Golf Scholarship  
Tim and Kathee Howard Football Scholarship  
Iowa Style Wrestling Scholarship  
Richard O. Jacobson Football Scholarship  
Johnson County I-Club Football Scholarship  
Johnson County I-Club Wrestling Scholarship  
Bud and Georgia Johnson Women's Basketball Scholarship  
Bud and Georgia Johnson Volleyball Scholarship  
Nile Kinnick Memorial Scholarships  
Nile Kinnick Scholarship for Women  
Ron Kirchhoff Men's Basketball Scholarship  
Don and Joyce Klimes Football Scholarship  
W. A. Krause Football Scholarship  
Gary Kurdelmeier Wrestling Scholarship  
Robert and Dorothy Lee Scholarship  
Michael and Chelle Lehman Volleyball Scholarship  
Jack and Ailene Liechty Men's Golf Scholarship  
Jack and Ailene Liechty Football Scholarship  
Jack and Ailene Liechty Men's Basketball Scholarship  
Jack and Ailene Liechty Women's Basketball Scholarship

Linn County I-Club Football Scholarship  
Lohaus Men's Basketball Scholarship  
Paul Mason Memorial Scholarship  
Dick and Kathleen McKeen Football Scholarship  
Dick and Kathleen McKeen Women's Basketball Scholarship  
Dick and Kathleen McKeen Wrestling Scholarship  
Bob and Jo Lynne Meskimen Family Football Scholarship  
Monday Morning Quarterback Club Football Scholarship  
Terry and Susan Mulligan Football Scholarship  
Terry and Susan Mulligan Men's Swimming Scholarship  
Bucky O'Connor Men's Basketball Scholarship  
Bucky O'Connor Men's Golf Scholarship  
Dennis and Donna Oldorf Athletic Scholarship  
Robert and Ruth Bywater Olson Football Scholarship  
Bob and Dorothy Otto Football Scholarship  
Dave Paulson Baseball Scholarship  
Whitey and Grace Piro Football Scholarship  
William and Kay Pitlik Wrestling Scholarship  
William and Kay Pitlik Football Scholarships  
William and Kay Pitlik Softball Scholarship  
William and Kay Pitlik Women's Basketball Scholarship  
William and Kay Pitlik Field Hockey Scholarship  
Polk County I-Club Football Scholarship  
Polk County I-Club Softball Scholarship  
Rigler Family Football Scholarship  
Dave and Rita Roberts Women's Basketball Scholarship  
Bob Root Memorial Football Scholarship  
Stella Wolff Sanford Women's Scholarship  
Douglas D. Schnobelen Women's Basketball Scholarship  
John and Dorothy Sill Wrestling Scholarship  
Val, Marilyn and Gary Skarda Family Baseball Scholarship  
Betty and Bob Stein Family Swimming Scholarship  
Professor Ralph I. and Barbara G. Stephens Women's Basketball Scholarship  
Marshall Stewart Athletic Scholarship  
Dennis and Janice Oliver Strang Football Scholarship  
John Streif Men's Basketball Scholarship  
Ben Trickey Memorial Scholarship  
Raymond K. and Susan K. Vawter Football Scholarship  
W. David Ward Football Scholarship  
George Wine Sports Information Scholarship  
Earl and Edna Yoder Football Scholarship

### The Hawkeye Visions Endowment Program: Investing in a Winning Future!

To make a gift or for more information about the Hawkeye Visions Endowment Program, please contact Senior Director of Development Sloane Tyler at (319-467-3736), [Sloane.Tyler@foriowa.org](mailto:Sloane.Tyler@foriowa.org), or (800) 648-6973.

Please visit [jointheclub.com](http://jointheclub.com) for more information. The UI Center for Advancement is the preferred channel of support for private contributions to all areas of the University of Iowa.

#### Current Athletic Endowed Scholarship Gift Minimums

**Visionary Scholarships require a gift of at least \$1,000,000**

Naming example: The Jane Doe Women's Basketball Point Guard Scholarship

**Leadership Scholarships require a gift of at least \$500,000**

Naming example: The Doe Family Baseball Scholarship

**Sustaining Scholarships require a gift of at least \$100,000**

Naming example: The John and Jane Doe Athletic Scholarship



**Matthew  
Weitzel**



**James  
Allan**



**Bailey  
Turner**



**Sam  
Basler**



**Leandra  
Jew**



**John  
Leo**



**Traci  
Wagner**



**Brian  
Ray**



**Stephen  
Mally**

Your hosts at Carver Hawkeye Arena include UI Athletic Communications staff members Matthew Weitzel, James Allan, Sam Basler, Leandra Jew, John Leo, Bailey Turner and Traci Wagner. The Strategic Communications staff also includes full-time interns Elizabeth Coon and Claire Kelly, and student staff members Sydney Weber, Reagan Schoening, Alina Davis, Brandt Dickey, Grace Kelly, McKenna Roering, Megan Murphy, and Erika Safrin.

**Weitzel** was named associate athletics director for strategic communications in June 2023. He previously served as an associate director in for 11 years after serving as assistant director for 13 years. Weitzel graduated from the University of Iowa in 1997 with a bachelor's degree in journalism and mass communication, with an emphasis in business. The native of Mundelein, Illinois, was a student in the sports information office for three years. He and his wife, Carrie, have a son, Grey, and a daughter, Owen Rose.

**Wagner** is in her 25th year as an assistant after previously serving as a student assistant for four years and as an intern for two years. A native of Iowa Falls, Wagner earned her bachelor's degree in 1997 with a double major in journalism and communication studies. Traci and her husband, Jason, have a son, Nick, and a daughter, Sydney.

**Allan** was named associate director in 2016 following seven years as a full-time assistant. It is Allan's second stint in the office, as he served as a student assistant from 2000-04. Allan returned to Iowa City after serving as the sports information director at the University of Missouri-Kansas City from 2005-10, and as the athletics media relations intern at Texas Christian University in 2004-05. The Hampton, Iowa, native earned his bachelor's degree in journalism in 2004. He and his wife, Mary Ann, have four children, Jonathan, Will, Eleanor, and Olivia.

**Basler** is in his third year as a assistant director after serving as an intern for one year and as a student assistant for two years. He previously was a student assistant in the sports information department at Gonzaga University (2018-19). The West Des Moines native earned his bachelor's degree in sports management from Gonzaga and his master's degree in sport and recreation management from Iowa.

**Turner** is in his third year as an assistant after serving as a student assistant from 2017-20. He also served as an assistant director at North Texas (2021-22) and a communications assistant at Middle Tennessee (2020-21). A native of Boone, Iowa, Bailey earned his bachelor's degree in sports and recreation management in 2020.

**Harasta** is in her second year as a assistant director, after serving as an intern for one year. The Brea, California native earned her bachelor's degree in communication from the University at Buffalo where she was also a four-year starter on the softball team. She earned her master's degree in sport management from the University of Florida.

**Leo** is in his second year as an assistant director, after serving as an intern for one year and a half. A native of Oelwein, Iowa, John earned both his bachelor's and master's degree in sport and recreation management from the University of Iowa. He also serves as a radio broadcaster for the Iowa Baseball program and Hawk-eye Sports Properties.

**Ray** joined the UI athletics department in December, 2013 and serves as the athletics department director of photography. Ray previously was the Iowa City chief photographer and senior visual journalist for the Cedar Rapids Gazette and is a Davenport, Iowa native. Ray earned a bachelor's degree from Iowa in journalism and psychology in 2002. Brian and his wife, Joanna, have a son, Boston, and a daughter, Joslynn.

**Mally** is in his sixth year as assistant director of photography for the athletics department. Prior to joining the Hawkeye staff Stephen was a staff photographer at the Cedar Rapids Gazette.

**The Strategic Communications Office is located in Suite S300 in Carver-Hawkeye Arena. Rhonda Wetjen is the office assistant and the office phone number is 319-335-9411.**



## RADIO/TV ROSTER



**#1**  
**Taylor StremLOW**  
Freshman  
Guard



**#2**  
**Taylor McCabe**  
Junior  
Guard



**#3**  
**Sydney Affolter**  
Senior  
Guard



**#4**  
**Kylie Feuerbach**  
RS-Senior  
Guard



**#5**  
**Ava Heiden**  
Freshman  
Center



**#11**  
**Aaliyah Guyton**  
Freshman  
Guard



**#13**  
**Kennise Johnson**  
Sophomore  
Guard



**#23**  
**Jada Gyamfi**  
Junior  
Forward



**#32**  
**Callie Levin**  
Freshman  
Guard



**#33**  
**Lucy Olsen**  
Senior  
Guard



**#34**  
**AJ Ediger**  
Senior  
Forward



**#44**  
**Addi O'Grady**  
Senior  
Forward/Center



**#45**  
**Hannah Stuelke**  
Junior  
Forward



**#55**  
**Teagan Mallegni**  
Freshman  
Guard



**Jan Jenson**  
Head Coach



**Randi Henderson**  
Assistant Coach



**Sean Sullivan**  
Assistant Coach



**Raina Harmon**  
Assistant Coach



**Abby Stamp**  
Assistant Coach



**Tania Davis**  
Director of  
Player Development



**Hannah Bluder**  
Director of  
Basketball Operations



**Ben Lober**  
Video Coordinator/  
Director of Analytics







24



25

# Iowa

B A S K E T B A L L

