

# IOWA HAWKEYES®

## 2024-25 MEN'S BASKETBALL

3 FINAL FOURS 8 BIG TEN CHAMPIONSHIPS 3 BIG TEN TOURNAMENT TITLES 29 NCAA TOURNAMENTS

HAWKEYES	<b>5-0</b> OVERALL	<b>0-0</b> BIG	<b>--/--/62</b> RANKING (AP/COACHES/NET)		vs.		AGGIES
	<b>FRAN</b> <b>McCAFFERY</b> HEAD COACH	<b>285-191</b> RECORD at IOWA (15TH SEASON)					
	<b>4-0</b> OVERALL	<b>0-0</b> MWC	<b>--/--/38</b> RANKING (AP/COACHES/NET)		vs.		AGGIES
	<b>JERROD</b> <b>CALHOUN</b> HEAD COACH	<b>4-0</b> RECORD at USU (1ST SEASON)					

### 2024-25 SCHEDULE

(5-0 OVERALL | H: 4-0 | A: 0-0 | N: 1-0)

Date	UI	Opp.	Rank Rank	Opponent	TV	Time/Result
Nov. 4	-	-	-	# East Texas A&M	B1G+	W, 89-67
Nov. 7	-	-	-	# Southern	B1G+	W, 89-74
Nov. 12	-	-	-	# South Dakota	BTN	W, 96-77
Nov. 15	-	-	-	! vs. Washington St.	BTN	W, 76-66
Nov. 19	-	-	-	Rider	B1G+	W, 83-58
Nov. 22	-	-	-	^ vs. Utah State	BTN	7 p.m.
Nov. 26	-	-	-	USC Upstate	BTN	7 p.m.
Dec. 3	-	-	-	*Northwestern	Peacock	6 p.m.
Dec. 7	-	-	-	*at Michigan	FS1	1 p.m.
Dec. 12	-	-	-	+Iowa State	FS1	6:30 p.m.
Dec. 15	-	-	-	New Orleans	BTN	1 p.m.
Dec. 21	-	-	-	& vs. Utah	BTN	5 p.m.
Dec. 30	-	-	-	New Hampshire	BTN	6 p.m.
Jan. 3	-	-	-	*at Wisconsin	FS1	6 p.m.
Jan. 7	-	-	-	*Nebraska	Peacock	7 p.m.
Jan. 11	-	-	-	*Indiana	FOX/FS1	7 p.m.
Jan. 14	-	-	-	*at USC	FS1	9:30 p.m.
Jan. 17	-	-	-	*at UCLA	FS1	8 p.m.
Jan. 21	-	-	-	*Minnesota	BTN	8 p.m.
Jan. 24	-	-	-	*Penn State	FS1	8 p.m.
Jan. 27	-	-	-	*at Ohio State	FS1	7 p.m.
Feb. 4	-	-	-	*Purdue	Peacock	6 p.m.
Feb. 8	-	-	-	*Wisconsin	NBC	Noon
Feb. 12	-	-	-	*at Rutgers	BTN	5:30 p.m.
Feb. 16	-	-	-	*at Maryland	FS1	4 p.m.
Feb. 19	-	-	-	*Oregon	BTN	7:30 p.m.
Feb. 22	-	-	-	*Washington	FS1	3 p.m.
Feb. 25	-	-	-	*at Illinois	FS1	8 p.m.
Feb. 28	-	-	-	*at Northwestern	FS1	8 p.m.
March 6	-	-	-	*Michigan State	FS1	7 p.m.
March 9	-	-	-	*at Nebraska	FOX	11:30 a.m.
March 12-16				% at Big Ten Tournament	TBA	TBA

All times Central and subject to change. | AP Ranking | # Kenny Arnold Classic  
| ! Played at Vibrant Arena (Moline, Ill.) | ^ Game played at T-Mobile Center  
(Kansas City, Mo.) | + Iowa Corn Cy-Hawk Series | & Game played at Sanford  
Pentagon (Sioux Falls, S.D.) | \* Big Ten Conference contest | % Played at  
Gainbridge Fieldhouse (Indianapolis)

### IOWA COMMUNICATIONS

JAMES ALLAN (MBB CONTACT)  
DIRECTOR, ATHLETICS STRATEGIC COMMUNICATIONS  
Email: james-allan@uiowa.edu  
Cell: 319-530-5792



### UTAH STATE vs. IOWA \\\ NOV. 22, 2024 \\\ 7 p.m. (CT)

#### GAME 6

Arena: T-Mobile Center (18,000)

TV: BTN

Talent: Jake Eisenberg (bbp), Jess Settles (color)

Radio: Hawkeye Radio Network

Jon Swisher (bbp)/Bobby Hansen (color)

LiveStats: Iowa.Statbroadcast.com






Series Record: Iowa leads 3-1

Last Meeting: Iowa won 94-75 on 12/18/21 in Sioux Falls, S.D.

#### TIPOFF

- Iowa is traveling to play in Kansas City for the first time since 2009 when the team faced Texas and Wichita State in the CBE Classic.
- The Hawkeyes improved to 5-0 with an 83-58 victory over Rider on Nov. 19 in Iowa City. The 25-point win was Iowa's largest margin of victory this season.
- Iowa limited the Broncos to 42.6 percent shooting and forced 20 turnovers for the second time this season. Rider made a single 3-point field goal in the game -- the fewest Iowa has allowed in nearly a decade (0 vs. Alcorn State on Dec. 9, 2014).
- The Hawkeyes are 5-0 for the fourth time in the last five seasons. The last time Iowa started 6-0 was in 2021-22 (7-0 record).
- Iowa has won 93 of its last 99 nonconference home games, dating back to 2012.
- Senior Payton Sandfort notched his second 20-point game of the season, finishing with 22 points on 9-of-16 shooting to go along with six rebounds and three assists in the win over Rider.
- Iowa has at least one player (four different players) score 20 or more points in each of its first five games.
- The D... Iowa has held all five opponents under 50 percent shooting and three opponents under 70 points. The Hawkeyes are 96-3 when holding opponents to fewer than 61 points over the past 14+ seasons.
- Senior Payton Sandfort is averaging 17.8 points, seven rebounds and 4.2 assists during Iowa's 5-0 start, while sophomore Owen Freeman averages 17.5 points and a team-best 8.3 rebounds. The are seventh and 10th in the Big Ten in scoring.
- Splash Brothers... Payton and Pryce Sandfort have combined to make 27 3-point field goals in Iowa's first five games. Payton (14) leads the Big Ten, while Pryce (13) is third.
- The Hawkeyes have made at least eight 3-point field goals in all five games, including 10+ in three contests. Iowa made 18 in the win over Southern -- the most since 2022. Iowa is second in the Big Ten (23rd nationally), averaging 11.4 per game.
- Iowa is leading the Big Ten (12th nationally) in assists (20.4). The team has had 20+ assists in three games.
- Payton Sandfort has been named to the John R. Wooden Award Preseason Watch List, the Julius Erving Small Forward of the Year Preseason List and the Lute Olson National Player of the Year Preseason Watch List.

#### PROBABLE STARTERS

				
<b>2 • BROCK HARDING</b> G • 6-0 • 165 • So.	<b>4 • JOSH DIX</b> G • 6-6 • 210 • Jr.	<b>20 • PAYTON SANDFORT</b> F • 6-8 • 215 • Sr.	<b>13 • LADJI DEMBELE</b> F • 6-8 • 255 • So.	<b>32 • OWEN FREEMAN</b> F • 6-10 • 245 • So.
MIN: 20.4	MIN: 29.0	MIN: 29.9	MIN: 21.7	MIN: 24.4
PPG: 5.8	PPG: 12.3	PPG: 17.8	PPG: 5.8	PPG: 17.5
FG%: .400	FG%: .515	FG%: .456	FG%: .444	FG%: .596
ASST: 5.4	3PT%: .444	3PT%: .350	REB: 5.0	REB: 8.3
STL: 2.0	ASST: 5.3	REB: 7.0	BLK: 0.4	BLK: 2.0

**NUMERICAL ROSTER**

No.	Name	Pos.	Ht.	Wt.	Yr.	Exp.	Hometown/High School (Previous School)	Pronunciation Guide
0	Even Brauns	C	6-9	238	RS Sr.	1L	Iowa City, Iowa/Iowa City West (Belmont)	Evan
2	Brock Harding	G	6-0	165	So.	1L	Moline, Ill./Moline	
3	Drew Thelwell	G	6-3	195	Grad.	Tr.	Orlando, Fla./Master's Academy (Morehead State)	
4	Josh Dix	G	6-6	210	Jr.	2L	Council Bluffs, Iowa/Lincoln	
5	Trey Buchanan	G	6-0	185	Fr.	HS	Westfield, Ind./Westfield	
7	Seydou Traore	F	6-7	220	So.	Tr.	New York, N.Y./Saviour Lutheran (Manhattan College)	SAY-Doo Tray-Orrie
8	Cooper Koch	F	6-8	215	Fr.	HS	Peoria, Ill./Metamora Township	KOTCH
10	Jacob Koch	G	6-2	175	Fr.	HS	Iowa City, Iowa/Iowa City West	Cook
13	Ladji Dembele	F	6-8	255	So.	1L	Newark, N.J./St. Benedict's Prep	LAH-gee Dem-BELL-eh
14	Carter Kingsbury	G	6-5	225	RS Jr.	2L	Ponca, Neb./Brewster Academy (N.H.)	
20	Payton Sandfort	F	6-8	215	Sr.	3L	Waukeke, Iowa/Waukeke	Sand - FORT
24	Pryce Sandfort	F	6-7	210	So.	1L	Waukeke, Iowa/Waukeke Northwest	Sand - FORT
25	Luc Laketa	G	6-5	190	Sr.	3L	Concord, Mich./Hanover Horton/Winchendon (Mass.)	Luke Lah-KET-ah
32	Owen Freeman	F	6-10	245	So.	1L	Moline, Ill./Moline	
34	Chris Tadjio	F	6-8	240	Fr.	HS	Montreal, Quebec/NBA Academy Latin America	TAJ-oh
44	Riley Mulvey	F	6-11	245	Jr.	2L	Rotterdam, N.Y./Covington	

**ALPHABETICAL ROSTER**

No.	Name	Pos.	Ht.	Wt.	Yr.	Exp.	Hometown/High School (Previous School)	Pronunciation Guide
0	Even Brauns	C	6-9	238	RS Sr.	1L	Iowa City, Iowa/Iowa City West (Belmont)	Evan
5	Trey Buchanan	G	6-0	185	Fr.	HS	Westfield, Ind./Westfield	
13	Ladji Dembele	F	6-8	255	So.	1L	Newark, N.J./St. Benedict's Prep	LAH-gee Dem-BELL-eh
4	Josh Dix	G	6-6	210	Jr.	2L	Council Bluffs, Iowa/Lincoln	
32	Owen Freeman	F	6-10	245	So.	1L	Moline, Ill./Moline	
2	Brock Harding	G	6-0	165	So.	1L	Moline, Ill./Moline	
14	Carter Kingsbury	G	6-5	225	RS Jr.	2L	Ponca, Neb./Brewster Academy (N.H.)	
8	Cooper Koch	F	6-8	215	Fr.	HS	Peoria, Ill./Metamora Township	KOTCH
10	Jacob Koch	G	6-2	175	Fr.	HS	Iowa City, Iowa/Iowa City West	Cook
25	Luc Laketa	G	6-5	190	Sr.	3L	Concord, Mich./Hanover Horton/Winchendon (Mass.)	Luke Lah-KET-ah
44	Riley Mulvey	F	6-11	245	Jr.	2L	Rotterdam, N.Y./Covington	
20	Payton Sandfort	F	6-8	215	Sr.	3L	Waukeke, Iowa/Waukeke	Sand - FORT
24	Pryce Sandfort	F	6-7	210	So.	1L	Waukeke, Iowa/Waukeke Northwest	Sand - FORT
34	Chris Tadjio	F	6-8	240	Fr.	HS	Montreal, Quebec/NBA Academy Latin America	TAJ-oh
3	Drew Thelwell	G	6-3	195	Grad.	Tr.	Orlando, Fla./Master's Academy (Morehead State)	
7	Seydou Traore	F	6-7	220	So.	Tr.	New York, N.Y./Saviour Lutheran (Manhattan College)	SAY-Doo Tray-Orrie

**SOCIAL ROSTER**

No.	Name	X	Instagram
0	Even Brauns	@EvenBrauns	@evenbrauns
2	Brock Harding	@hardingbrock2	@brock.harding2
4	Josh Dix	@J0shDix	@joshdix4
5	Trey Buchanan	@TreyBuchanan03	@treysnbuchanan
7	Seydou Traore	@iamseydou35	@theofficialseydou0
8	Cooper Koch	@CooperKoch44	@cooperkoch_30
10	Jacob Koch	@jacobdkoch1212	@jacobkoch12
13	Ladji Dembele	@ladji_kalilou	@lj_ladji
14	Carter Kingsbury	@CarterKingsbury	@carterkingsbury
20	Payton Sandfort	@Payton_20_	@Payton.20_
24	Pryce Sandfort	@prycesandfort	@prycesandfort
25	Luc Laketa	@LaketaLuc	@luc.laketa
32	Owen Freeman	@_OwenFreeman	@_owenfreeman
34	Chris Tadjio	@tadjio_chris	@t.chris_jr
44	Riley Mulvey	@MulveyRiley	@rileymulvey_

**COACHING STAFF**

NAME	POSITION \ YEAR AT IOWA	ALMA MATER \ YEAR
Fran McCaffery	Head Coach \ 15th year	Pennsylvania \ 1982
Sherman Dillard	Assistant Coach \ 15th year	James Madison \ 1978
Courtney Eldridge	Assistant Coach \ 9th year	UNC Greensboro \ 2015
Matt Gatens	Assistant Coach \ 3rd year	Iowa \ 2012
Tristan Spurlock	Assistant Coach, Player Development \ 3rd year	UCF \ 2014
Kyle Denning	Assistant Coach, Director, Operations \ 10th year	Iowa \ 2015
Al Seibert	General Manager/Chief of Staff \ 14th year	Fredonia State \ 1985
Lucas Pauley	Video Coordinator \ 9th year	Iowa \ 2018





# HEAD COACH FRAN McCAFFERY

Fran McCaffery, who is signed through the 2028 season, is in his 15th season as the head basketball coach at the University of Iowa and his 29th year overall as a college head coach. McCaffery has reached the 20-win plateau 11 of the previous 17 seasons.

McCaffery spent five seasons (2005-10) as the head coach at Siena, six years at UNC-Greensboro (1999-2005) and three seasons at Lehigh (1985-88) before joining the Hawkeyes.

McCaffery has nearly four decades of Division I coaching experience.

He completed his 42nd season as a collegiate coach, which includes 28 years as a head coach and 15 as an assistant. In 2022, McCaffery joined Hall of Fame coaches Rick Pitino, Bob Huggins, Eddie Sutton and Lefty Driesell as the only Division I coaches to lead teams to conference tournament titles in four or more different leagues (Big Ten, MAAC, SoCon, ECC). He is one of 14 coaches to lead at least four different Division I teams to the NCAA Tournament.

McCaffery, 65, won his 500th game as a head coach on Dec. 8, 2022 and win No. 250 at Iowa on Dec. 17, 2022. He holds a career mark of 536-368 (.591) and guided his teams to 17 postseason appearances (12 NCAA & five NIT). Iowa likely would have competed in another NCAA Tournament in 2020, if not for the NCAA canceling the postseason due to COVID-19. He is 285-191 (.593) at Iowa. The 285 wins are a school record, including a record 136 Big Ten victories. McCaffery led Iowa to wins in four of the last eight NCAA Tournaments (2015, 2016, 2019, 2021).

Since taking over the Iowa program in 2010, Iowa has earned 11 postseason tournament bids (7 NCAA, 4 NIT). McCaffery coached Iowa to a Big Ten Tournament title and 26 wins in 2022, the second-most win total in program history. McCaffery has guided seven players to first team All-Big Ten status eight of the last 11 years, including the 2020 & 2021 National and Big Ten Player of the Year, Luka Garza.

McCaffery has posted upper division finishes in 11 of the last 12 seasons at Iowa and 23 of 28 seasons as a head coach. The Hawkeyes have finished fifth or better in the Big Ten standings seven of the last 10 years. He has posted 20 wins or more 11 of the last 16 seasons, including eight of the last 11 years at Iowa (2013, 2014, 2015, 2016, 2019, 2020, 2021 and 2022). Iowa's 205 victories between 2013-21 are the most over a 10-year span at Iowa since 1987-96 (207).

McCaffery and the Hawkeyes boast a 184-47 (.792) home record over the last 15 seasons, which includes a school-record 18 wins in 2014 and 13 consecutive victories in 2019-20. Iowa has won 14+ games in Carver-Hawkeye Arena in five of the last six seasons (2019, 2020, 2021, 2022, 2023).

McCaffery's five years at Siena were the best in its 70-year history. He led the Saints on an incredible run that ended with three straight Metro Atlantic Athletic Conference championships and NCAA Tournament appearances.

McCaffery's Saints owned a 112-51 (.687) record in his five years with the program. He guided the Saints to four consecutive 20-win seasons. McCaffery's achievements earned the head coach Siena Hall of Fame recognition in 2017.

The 2009 MAAC Coach of the Year and 2010 District I Coach of the Year is the third winningest coach, by percentage, in league history (.68-22, .756). He is the only coach to guide a MAAC program to two NCAA Tournament wins. McCaffery led his 2008 and 2009 teams to first round NCAA Tournament victories over Vanderbilt and Ohio State, respectively.

In his final two seasons at Siena, he coached the Saints to back-to-back 27-win campaigns and boasted a combined 39-3 (.929) record against MAAC opponents, which included MAAC Tournament contests.

McCaffery began his coaching career as an assistant at Penn (1982-83) and Lehigh (1983-85). After three seasons as head coach at Lehigh, he spent 11 seasons as an assistant at Notre Dame (1988-99).

McCaffery played basketball at Wake Forest his freshman year (1977-78) and concluded his playing career at Penn his final three seasons (1979-82). He earned his bachelor's degree in economics from The Wharton School (Penn) in 1982. McCaffery also earned a master of education from Lehigh in 1985.

## THE McCAFFERY FILE

<b>Born:</b>	May 23, 1959
<b>Hometown:</b>	Philadelphia, Pennsylvania
<b>High School:</b>	LaSalle, 1977
<b>College:</b>	B.S. in Economics, The Wharton School (Penn), 1982 Master of Education, Lehigh, 1985
<b>Family:</b>	Wife, Margaret Sons, Connor, Patrick and Jonathan Francis Daughter, Marit Katherine Brother, Jack (sports writer in Philadelphia area)

## COACHING HONORS

MAAC Coach of the Year, 2009  
NABC District I Coach of the Year, 2009-10

## COACHING HISTORY (42 years)

1983	Assistant Coach, Penn
1984-85	Assistant Coach, Lehigh
1985-88	Head Coach, Lehigh
1988-99	Assistant Coach, Notre Dame
1999-05	Head Coach, UNC-Greensboro
2005-10	Head Coach, Siena
2010-pres.	Head Coach, University of Iowa

## COACHING CHART

Overall (29 seasons): 536-368 (.593)

At Iowa (15th seasons): 285-191 (.599)^

At Siena (5 seasons): 112-51 (.688)^

At UNCG (6 seasons): 90-87 (.508)^

At Lehigh (3 seasons): 49-39 (.557)^

NCAA Tournament (12 appearances\*): 6-11

NIT (four appearances): 6-4

\*McCaffery is the first coach to bring three different programs from one-bid leagues to the NCAA Tournament

^ McCaffery is one of five coaches to lead teams to conference tournament titles in four or more different leagues

## McCAFFERY IN POSTSEASON PLAY

1988	NCAA Tournament -- Lehigh
1989	NCAA Tournament -- Notre Dame
1990	NCAA Tournament -- Notre Dame
1992	NIT -- Notre Dame
1997	NIT -- Notre Dame
2001	NCAA Tournament -- UNC-Greensboro
2002	NIT -- UNC-Greensboro
2008	NCAA Tournament -- Siena
2009	NCAA Tournament -- Siena
2010	NCAA Tournament -- Siena
2012	NIT -- Iowa
2013	NIT -- Iowa
2014	NCAA Tournament -- Iowa
2015	NCAA Tournament -- Iowa
2016	NCAA Tournament -- Iowa
2017	NIT -- Iowa
2019	NCAA Tournament -- Iowa
2020	NCAA Tournament postponed (COVID-19)
2021	NCAA Tournament -- Iowa
2022	NCAA Tournament -- Iowa
2023	NCAA Tournament -- Iowa
2024	NIT - Iowa

## PLAYING EXPERIENCE

Wake Forest, 1977-78 | Penn, 1979-82

## THE SETTING

The University of Iowa men's basketball team heads to Kansas City for a Friday night neutral site game against Utah State in the NABC Hall of Fame Classic at the T-Mobile Center. The game will begin at 7 p.m. (CT) and be televised on BTN.

## ON THE AIR

**Radio:** Friday's game will be broadcast on the Hawkeye Radio Network with Jon Swisher (play-by-play) and Bobby Hansen (color) on the call. The network includes more than 40 stations that blanket the state of Iowa and include portions of Illinois, Nebraska, Minnesota, Missouri and Wisconsin. The Hawkeye Radio Network includes a 60-minute pregame show.

**Online:** Friday's game will be streamed on B1G+ with Jake Eisenberg (play-by-play) and Jess Settles (color) on the call.

## SCOUTING UTAH STATE

- Utah State brings a 4-0 record into Kansas City with home victories over Alcorn State, Charlotte, Westminster and Montana. The Aggies have an average margin of victory of 40 points, which is tops in the country.
- The Aggies have the No. 1 scoring offense in the nation, averaging 104 points per game. Utah State scored 117 points in a 117-53 victory over Westminster on Nov. 13.
- Utah State is No. 2 in the nation in assists (22.3) and assist-to-turnover ration (2.41). The Aggies rank in the top 10 nationally in 11 team statistics.
- Ian Martinez, a preseason All-MWC selection, leads a group of five Utah State players in double figures, averaging 22.8 points on 53.5 percent shooting. He has a team-high 14 3-pointers and 15 assists.
- Utah State has eight players averaging at least 7.8 points per game. The Aggies are +10.4 on the glass this season and have forced 79 turnovers (19.8 per game).
- Utah State was picked to finish sixth in the preseason Mountain West Conference poll. The Aggies went 28-7 and 14-4 in league play to win the MWC regular season title a season ago.
- Jerrod Calhoun is in his first season as the Aggie head coach after spending seven seasons in the same position at Youngstown State.

## SERIES HISTORY

- Friday's game will be the fifth meeting in the all-time series with the Hawkeyes leading 3-1. Three of the previous four games have been played on neutral courts.
- Iowa won the most recent meeting, winning 94-75 in a neutral site matchup in Sioux Falls, S.D.
- The Aggies' lone win came in South Padre Island, winning 75-62 during a Thanksgiving tournament in 2007.

## LAST GAME: IOWA 83, RIDER 58

Iowa moved to 5-0 with an 83-58 victory over Rider on Nov. 19 in Iowa City. It was the Hawkeyes' largest margin of victory this season and a big part of the result came on the defensive end.

- Iowa limited the Broncs to 42.6 percent shooting and allowed just one 3-point field goal in the contest. The Hawkeyes also forced 20 turnovers.
- Four players reached double figures, including a 22-point, six rebound, three assist performance from senior Payton Sandfort.
- Graduate Drew Thelwell had seven assists and five steals in the game.

## IOWA IN KANSAS CITY

- The Hawkeyes played in the Guardians (CBE) Classic in Kansas City during the 2001-02, 2005-06 and 2009-10 seasons. Iowa went 2-4 in the six games with wins over Memphis and Kentucky.
- Iowa's last game in KC was a 74-57 loss to Wichita State in 2009.
- The Hawkeyes played in the 1955 Final Four in Kansas City and the Sweet 16 of the Midwest Region in 1983.

## MORE NOTABLES

- Head coach Fran McCaffery has the most victories in Iowa history with 285, including a record 136 Big Ten wins.
- Junior Josh Dix and freshman Chris Tadjio missed Tuesday's game against Rider because of injury. Iowa has not played a game at full strength this season.
- The Hawkeyes have shot better than 50 percent from the floor in two victories, including a season-best 54.4 percent in the win over South Dakota on Nov. 12.
- Graduate Drew Thelwell had seven assists and tied a career-high with five steals in Iowa's win over Rider on Nov. 19. He has two games with 5+ assists and has had at least one steal in every contest.
- The Hawkeyes had 11 steals against Rider, its third game with 10+ steals this season.
- Iowa's reserves combined for 37 points in the 19-point victory over South Dakota, including an 11-point, five rebound, six assist game for graduate Drew Thelwell. The bench scored 23 points in the neutral site win over WAZZU and all 10 players that saw action scored.
- Graduate Drew Thelwell scored seven points in a span of 92 seconds late in the game against WAZZU to give Iowa the lead for good.
- Sophomore Ladji Dembele netted a career-high 11 points and grabbed eight rebounds against South Dakota. His eight rebounds matched a career-high.
- The Hawkeyes have had four players score 20 points in a game this season -- Payton Sandfort (2), Pryce Sandfort (1), Josh Dix (1), Owen Freeman (1).

## BY THE NUMBERS

	IOWA	OPP
Scoring Average	86.6	68.4
Scoring Defense	68.4	86.6
Scoring Margin	+18.2	--
FG%	.484	.441
FG% Defense	.441	.484
FT%	.696	.583
3-PT FG%	.388	.244
3-PT FG% Defense	.244	.388
Rebound Margin	+0.0	--
Assists Per Game	20.4	12.0
Turnovers Per Game	11.4	17.2
Steals Per Game	8.8	6.6
Blocks Per Game	5.4	3.2

## IOWA QUICK FACTS

Location	Iowa City, Iowa
Enrollment	32,199
Founded	1847
President	Barbara J. Wilson
Athletics Director	Beth Goetz
Nickname	Hawkeyes
Colors	Gold and Black
Conference	Big Ten
School Song/Mascot	On Iowa/Herky the Hawk
Arena	Carver-Hawkeye Arena
Capacity	14,998

NCAA Tournament Appearances	29
Final Fours	3
	(1955, 1956, 1980)
Big Ten Regular Season Titles	8
	1923, 1926, 1945, 1955, 1956, 1968, 1970, 1979)
Big Ten Tournament Titles	3
	(2001, 2006, 2022)

Head Coach	Fran McCaffery/15th year
Alma Mater/Year	Pennsylvania/1982
Assistant Coach	Sherman Dillard/15th year
Alma Mater/Year	James Madison/1978
Assistant Coach	Courtney Eldridge/3rd year
Alma Mater/Year	UNC Greensboro/2015
Assistant Coach	Matt Gatens/3rd year
Alma Mater/Year	University of Iowa/2012
Asst. Coach, Player Development	Tristan Spurlock/3rd year
Alma Mater/Year	Central Florida/2014
Asst. Coach/Dir., BB Operations	Kyle Denning/10th year
Alma Mater/Year	Iowa/2015
General Manager/Chief of Staff	Al Seibert/14th year
Alma Mater/Year	Fredonia State/1985
Video Coordinator	Lucas Pauley/9th year
Alma Mater/Year	Iowa/2018

Lettermen Returning/Lost	10/6
Starters Returning/Lost	3/2
Newcomers	6

## Squad Breakdown

Seniors	4
Juniors	3
Sophomores	5
Freshmen	4

## MARGIN OF VICTORY/DEFEAT

Points	1	2	3	4	5	6	7	8	9	10+	15+	20+
Wins	0	0	0	0	0	0	0	0	0	1	2	2
Losses	0	0	0	0	0	0	0	0	0	0	0	0

## 2024-25 BIG STANDINGS (as of 11/19/24)

Team	Big Ten	Pct.	Overall	Pct.
<b>IOWA</b>	<b>0-0</b>	<b>.000</b>	<b>5-0</b>	<b>1.000</b>
Wisconsin	0-0	.000	5-0	1.000
Oregon	0-0	.000	4-0	1.000
Penn State	0-0	.000	4-0	1.000
Illinois	0-0	.000	3-0	1.000
Indiana	0-0	.000	3-0	1.000
Rutgers	0-0	.000	3-0	1.000
Maryland	0-0	.000	4-1	.800
Michigan State	0-0	.000	4-1	.800
Minnesota	0-0	.000	4-1	.800
Northwestern	0-0	.000	4-1	.800
Purdue	0-0	.000	4-1	.800
Michigan	0-0	.000	3-1	.750
Nebraska	0-0	.000	3-1	.750
Ohio State	0-0	.000	3-1	.750
UCLA	0-0	.000	3-1	.750
USC	0-0	.000	3-1	.750
Washington	0-0	.000	3-1	.750

## Wednesday, Nov. 20

Merrimack at Rutgers  
San Jose State at USC  
Idaho State at UCLA  
Alabama vs. Illinois  
Purdue-Fort Wayne at Penn St.

## Thursday, Nov. 21

UNC Greensboro at Indiana  
Tarleton State at Michigan  
Oregon at Oregon State

## Friday, Nov. 22

Campbell at Ohio State  
Utah State vs. Iowa  
Cal State-Fullerton at UCLA  
Nebraska at Creighton  
Pepperdine at Northwestern  
Alcorn State at Washington  
UCF vs. Wisconsin

## Saturday, Nov. 23

Marshall at Purdue  
MD Eastern Shore at Illinois

## Sunday, Nov. 24

Villanova vs. Maryland  
Rutgers at Kennesaw State  
Grambling at USC  
LSU/Pittsburgh vs. Wisconsin

## Monday, Nov. 25

Green Bay at Ohio State  
UALR at Illinois  
Virginia Tech vs. Michigan  
Central Michigan at Minnesota  
Fordham vs. Penn State

## Tuesday, Nov. 26

USC-Upstate at Iowa  
Southern Utah at UCLA  
UConn/Memphis vs. Mich. St.  
Texas A&M vs. Oregon  
Clemson/San Fran vs. Penn St.  
Notre Dame vs. Rutgers

## NATIONAL RANKINGS

## AP Poll (Week 2)

- Kansas (49)
- UConn (7)
- Gonzaga (2)
- Auburn (3)
- Iowa State
- Purdue
- Houston
- Alabama
- Kentucky
- North Carolina
- Tennessee
- Duke
- Baylor
- Creighton
- Marquette
- Indiana
- Arizona
- Cincinnati
- Wisconsin
- Arkansas
- Florida
- St. John's
- Texas A&M
- Rutgers
- Illinois

## Coaches Poll (Week 2)

- Kansas (25)
- UConn (3)
- Auburn (2)
- Gonzaga (1)
- Iowa State
- Purdue
- Alabama
- Houston
- Tennessee
- Duke
- North Carolina
- Creighton
- Baylor
- Marquette
- Cincinnati
- Arizona
- Indiana
- Florida
- St. John's
- Texas A&M
- Arkansas
- Texas Tech
- Wisconsin

• Josh Dix (honorable mention), Owen Freeman (honorable mention, Big Ten Co-Freshman of the Year) and Payton Sandfort (third team) all earned All-Big Ten honors last season. Sandfort is a preseason first-team All-Big Ten selection in 2024-25.

• Sophomore Brock Harding has 27 assists to 10 turnovers in five games. His 5.4 assists per game ranks sixth in the Big Ten.

• Iowa has three players in the top 12 in the Big Ten in assist-to-turnover ratio -- Drew Thelwell, 3.33; Brock Harding, 2.70; Josh Dix, 2.67.

• Iowa went 3-0 to win the team title at the Kenny Arnold Challenge.

• Senior Payton Sandfort is rated as the No. 47 best player in the nation by ESPN.com. He is also tabbed as the 17th-best wing in college basketball by the Field of 68.

• Sandfort is tabbed as the third-best wing in the nation by College Basketball Report, Owen Freeman is rated as the fifth-best sophomore by CBR and Josh Dix is ranked as the No. 24 shooting guard by CBR.

• Sandfort currently has an 88.7 career free throw percentage (181-of-204), which is tied for the best mark in program history.

• Redshirt junior Carter Kingsbury was awarded a scholarship for the 2024-25 season. He was a walk-on his first three seasons.

• The Hawkeyes have won 10 or more Big Ten games in a school record six consecutive seasons. Iowa has won 10+ Big Ten games in nine of the last 10 seasons under head coach Fran McCaffery and the program has 11 Big Ten upper division finishes in the last 12 years.

• Iowa has placed fifth place or better in the Big Ten standings seven of the last 10 years.

• The Hawkeyes averaged 83.1 points per game in 2023-24 -- the third-highest scoring average during the McCaffery era. Iowa has averaged 80+ points per game in four straight seasons for the first time since 1968-72.

• Iowa led the Big Ten and ranked third nationally in assist-to-turnover ratio (1.85) last season. It was the second straight year the program has been third nationally in the category.

## SPLASH BROTHERS

Brothers Payton and Pryce Sandfort have been deadly from 3-point range for the Hawkeyes. The duo have combined to make 27 3-point field goals in Iowa's first five games.

• Payton is leading the league with 14 makes, while Pryce ranks third with 13.

## OWWWWEN

Sophomore Owen Freeman had a 20th birthday to remember when he returned to his hometown of Moline and produced a 21-point, 11-rebound double-double in Iowa's neutral site victory over Washington State. Freeman made 9-of-15 field goals, which were a career-high.

• It was Freeman's first double-double of the season and the sixth of his career. The 20-point game was the third of his collegiate career.

• In four games, Freeman is second on the team in scoring (17.5) and leads the team in rebounding (8.3) and blocks (8). He has scored 15+ points in every game.

## JD: 20 SPOT

Junior Josh Dix scored a season-high 23 points, making 8-of-10 field goals, including five 3-pointers, in the Nov. 12 win over South Dakota. His five 3-point field goals tied a career high.

• Dix now has five career 20 point games.

• The Council Bluffs, Iowa, native missed the Nov. 15 game because of injury. He is averaging 12.3 points on 51.5 percent shooting this season.

## PRYCE'S FAST START

Sophomore Pryce Sandfort posted career-highs in scoring, field goals, 3-pointers and rebounds in consecutive games against East Texas A&M and Southern to open the 2024-25 season. The Waukee, Iowa, native made his first eight field goals en route to a 22-point outing in Iowa's win over Southern on Nov. 7. He made 8-of-10 field goals in the game with six 3-pointers.

• Sandfort is averaging 11.6 points -- fourth on the team -- shooting 50 percent from the field and 41.9 percent from long range.

## ONE MORE PASS

The Hawkeyes have had 20+ assists in three games this season, including a season-high 26 in the Nov. 7 victory over Southern.

• Iowa has assisted on 65.4 percent of its field goals this season (102-of-156). Four Hawkeyes have 16 or more assists in four games.

• The Hawkeyes are leading the Big Ten and rank 12th nationally, averaging 20.4 assists per game. Four players -- Brock Harding (27), Payton Sandfort (21), Drew Thelwell (20) and Josh Dix (16) -- rank in the top 17 in the league in assists.

## 1-2 PG PUNCH

Iowa's point guard duo of Brock Harding and Drew Thelwell are averaging 14.2 points, 9.4 assists and 4.4 steals in five games this season.

• Thelwell has landed in double figures in three games off the bench, where he is averaging 8.4 points and four assists. Harding has a team-high 27 assists in five games.

## 18 FROM DISTANCE

The Hawkeyes made 18 3-point field goals in the victory over Southern on Nov. 7. They are the most for the program since the 2022 Big Ten Tournament and tied for the fifth-most under head coach Fran McCaffery at Iowa.

• Iowa has made 10+ 3-pointers in three games and 8+ 3s in all five contests. The team averages 11.4 makes per contest, while shooting 38.8 percent, ranking second in the Big Ten and 23rd nationally in 3-pointers per game and sixth in the league in 3-point percentage.

### WELCOME BACK, SEYDOU

After missing the first two games of the season with a foot injury, sophomore Seydou Traore was strong in his Hawkeye debut in the victory over South Dakota on Nov. 12. The New York native scored 12 points on 5-of-9 shooting to go along with four rebounds and two blocks in 22 minutes.

- He reached double figures for a second time against Rider, finishing with 12 points and five rebounds.
- The New York native is averaging 9.7 points, 4.3 rebounds and 1.3 blocks in three games.

### PRESEASON WATCH LISTS

Senior Payton Sandfort has been named to the prestigious John R. Wooden Preseason Watch List. He is one of 50 players named to the list and one of nine from the Big Ten Conference.

- Sandfort is also one of 20 players named to the Julius Erving Small Forward of the Year Preseason Watch List. It is his second straight year that he has been on the list that for an award that recognizes the best small forwards in men's college basketball.
- He was also named to the Lute Olson National Player of the Year early season list. The award is presented to the top Division I player.

### SANDFORT: PRESEASON FIRST-TEAM ALL-BIG TEN

Senior Payton Sandfort was one of 10 players named to the preseason All-Big Ten team. It is the fifth time in the last six seasons a Hawkeye has been named to the list. Sandfort is also a preseason all-league selection by Blue Ribbon and he is tabbed as one of the top sharp shooters and seniors in college basketball by Andy Katz at NCAA.com.

- Sandfort put up career-best numbers across the board during the 2023-24 season, averaging 16.4 points, 6.6 rebounds and 2.7 assists, while shooting 44.6 percent from the floor, 37.9 percent from distance and 91.1 percent from the free throw stripe. His 94 3-pointers led the Big Ten.

### 3-HEADED MONSTER

The Hawkeyes return three starters in Payton Sandfort, Owen Freeman and Josh Dix. All three players earned All-Big Ten recognition a season ago. Sandfort was a third-team All-Big Ten selection, while Freeman and Dix both were honorable mention all-league selections. Freeman was also the Big Ten Co-Freshman of the Year.

• Sandfort averaged a team-best 16.4 points and 6.6 rebounds, reaching double figures in 27 games with 11 20-point contests.

- Freeman averaged 10.6 points and 6.6 rebounds, while shooting 61.4 percent from the floor. He had five double-doubles and had an Iowa freshman record 61 blocks.
- Dix averaged 8.9 points and 2.2 rebounds, while ranking third on the team with 59 assists. He was one of the most efficient players in the Big Ten, shooting 55.2 percent from the floor, 42.1 percent from 3-point range and 86 percent from the free throw stripe.

### A VERSATILE ADDITION

Sophomore forward Seydou Traore gives Hawkeyes a versatile piece in 2024-25. The New York native was an All-Metro Atlantic Conference Rookie Team selection a season ago at Manhattan College, averaging 11.9 points and 8.1 rebounds to go along with 62 assists and 34 blocks. He was the only player in the MAAC with 300+ points, 200+ rebounds, 60+ assists, 40+ steals and 30+ blocks.

### WINNINGEST PLAYER IN MOREHEAD HISTORY

Graduate transfer Drew Thelwell won 94 games during his four-year career at Morehead State, making him the winningest player in program history. Thelwell helped the Eagles to two OVC regular season and two OVC tournament titles and to three postseason appearances (two NCAA, one NIT).

- The Florida native averaged 10 points and 6.2 assists as a senior. He led the OVC in assists (15th nationally) and assist-to-turnover ration (2.71).

### FRESHMAN-TO-SOPHOMORES

Iowa's current sophomore class combined to play in 132 games during their freshman season in 2023-24. Owen Freeman and Brock Harding played in all 34 contests, while Ladji Dembele and Pryce Sandfort saw action in 32 games apiece.

- Seydou Traore started 27-of-28 games at Manhattan College.

### PAYTON'S PROGRESSION

Senior forward Payton Sandfort has seen his numbers and production improve each season since joining the Hawkeyes during the 2021-22 season.

Year	PPG	RPG	APG	3PT FG
Fresh.	5.0	1.9	0.6	34
Soph.	10.3	4.1	1.5	59
Junior	16.4	6.6	2.7	94
Senior	17.8	7.0	4.2	14

## 2024-25 STATISTICS



	STAT	NCAA	BIG
W-L%	1.000	1	1
SCORING	86.6	50	4
SCORING DEF.	68.4	141	15
SCORING MARGIN	18.2	66	9
REBOUNDING	37.40	188	13
REBOUNDING MARGIN	0.0	244	16
ASSISTS	20.4	12	1
ASSIST-TO RATIO	1.79	25	3
TURNOVER MARGIN	5.8	32	4
STEALS	8.8	100	5
BLOCKED SHOTS	5.4	43	4
FG%	48.4	84	7
FG% DEFENSE	44.1	242	17
3FG MADE	11.4	23	2
3FG%	38.8	59	6
3FG% DEFENSE	24.4	18	3
FT%	69.6	200	14

### INDIVIDUAL (ALL GAMES)

#### SCORING

Payton Sandfort	17.8	112	7
Owen Freeman	17.5	134	10

#### REBOUNDING

Owen Freeman	8.3	100	7
Payton Sandfort	7.0	214	15

#### FIELD GOAL PERCENTAGE (MIN. 5.0 FGM/G)

Owen Freeman	.596	98	6
--------------	------	----	---

#### 3-POINT FIELD GOALS MADE

Payton Sandfort	14	56	1
Pryce Sandfort	13	86	3

#### FREE THROW PERCENTAGE (MIN. 2.5 FTM/G)

--

#### ASSISTS

Brock Harding	5.4	60	6
Payton Sandfort	4.2	172	11
Drew Thelwell	4.0	176	12
Josh Dix	4.0	176	12

#### STEALS

Drew Thelwell	2.40	80	4
Brock Harding	2.00	137	11

#### BLOCKED SHOTS

Owen Freeman	2.00	38	4
--------------	------	----	---

#### ASSIST-TO-TURNOVER RATIO (MIN. 3 AST/G AVG)

Drew Thelwell	3.33	93	6
Brock Harding	2.70	145	11
Josh Dix	2.67	147	12

#### DOUBLE-DOUBLES

Payton Sandfort	1	80	6
Owen Freeman	1	80	6

**PAYTON AT THE STRIPE**

Senior Payton Sandfort enters his final season as a Hawkeye with a chance to break the program's all-time free throw percentage record.

- Sandfort currently has an 88.7 (181-of-204) career free throw percentage, which is tied for the program history. Jordan Bohannon holds the record, making 88.7 (370-of-417) of his attempts from 2017-22.

**PAYTON WATCH**

Senior Payton Sandfort currently ranks 37th in program history with 1,134 career points. If Sandfort matches his 2023-24 production, he would climb to 11th place in program history.

- Sandfort also ranks eighth in program history with 199 career 3-point field goals. Should he match his junior year totals, he would finish second in program history to Jordan Bohannon (455 makes) in the record books.

**CAREER SCORING**

30.	Val Barnes (1991-93)	1,181
31.	Sam Williams (1967-68)	1,176
32.	Tony Perkins (2021-24)	1,175
33.	John Johnson (1969-70)	1,172
34.	Chad Calabria (1968-70)	1,169
35.	<b>Payton Sandfort (2022-pres.)</b>	<b>1,156</b>

**CAREER 3-POINT FIELD GOALS**

1.	Jordan Bohannon (2017-22)	455
2.	Jeff Horner (2003-06)	262
3.	Matt Gatens (2009-12)	239
4.	Chris Kingsbury (1994-96)	226
5.	Peter Jok (2014-17)	216
6.	Kent McCausland (1996-99)	214
7.	Adam Haluska (2005-07)	212
8.	<b>Payton Sandfort (2022-pres.)</b>	<b>201</b>

**P3... PAYTON SANDFORT...**

- has made at least one 3-pointer in 52 games in his career.
- has made two or more 3-pointers in 46 career games, 3 or more in 25 games and and four or more in 20 career contests.
- has made five or more 3s six times in his career, including a career-best seven 3-pointers in the NIT victory over Kansas State in 2024.

**THELWELL APPROACHES 1K**

Graduate transfer Drew Thelwell has scored 854 career points in 118 career games at Morehead State and Iowa. He is 146 points shy of the 1,000 point milestone.

**FAMILY BUSINESS**

- Iowa will have a set of brothers on the roster for the sixth straight year in 2024-25 with Payton and Pryce Sandfort teaming up for a second straight season.
- The team has three players on the roster -- Carter Kingsbury, Cooper Koch, Jacob Koch -- whose fathers played for the Hawkeyes. Chris Kingsbury played at Iowa from 1994-96, J.R. Koch from 1996-99 and Nate Koch from 1993-95.

**HAWKEYE FASTBREAKS**

- Iowa is 166-33 when scoring 80 points or more, the last 14+ seasons. The Hawkeyes are 96-3 when holding opponents to fewer than 61 points, the last 14+ years.

**IOWA HISTORY**

Iowa has played 2,980 games since beginning basketball in 1902. Iowa's overall record is 1,763-1,217 (.591). Iowa's 1,763 wins are 38th most among Division I programs. That includes a 1,128-385 (.745) record in home games, a 635-832 (.433) record in contests away from Iowa City, an 836-831 (.502) mark in Big Ten games and a 532-159 (.769) record in Carver-Hawkeye Arena.

**IOWA VS. RANKED TEAMS**

The Hawkeyes went 1-6 against AP ranked opponents in 2023-24, dropping road games at No. 8 Creighton in the Gavitt Tipoff Games, at No. 4 Purdue, at No. 21 Wisconsin and at home against No. 2 Purdue before downing No. 20 Wisconsin, 88-86 in overtime, on Feb. 17. Iowa lost 95-85 at No. 12 Illinois on Feb. 24 and 73-61 in Iowa City on March 10.

- Below are Iowa's most recent victories over nationally-ranked opponents:

**At Home:**

88-86 (OT) over No. 20 Wisconsin, 2/17/24  
 91-89 over No. 15 Indiana, 1/5/23  
 75-56 over No. 20 Iowa State, 12/8/22  
 77-73 over No. 25 Wisconsin, 3/4/21  
 79-66 over No. 25 Rutgers, 2/10/21

**On the Road:**

90-68 over No. 15 Indiana, 2/28/23  
 75-62 over No. 18 Ohio State, 2/19/22  
 73-57 over No. 4 Ohio State, 2/28/21  
 77-62 over No. 21 Wisconsin, 2/18/21  
 77-75 over No. 14 Rutgers, 1/2/21

**Neutral Court:**

75-66 over No. 9 Purdue, 3/13/22  
 72-61 over No. 12 Texas Tech, 11/28/19  
 79-72 over No. 22 Cincinnati, 3/22/19  
 77-69 over No. 13 Oregon, 11/15/18

**HAWK TALK WITH COACH MCCAFFERY**

Hawk Talk with Fran McCaffery, presented by Hyatt Regency, is the weekly radio show of Iowa's head men's basketball show. Hosted by Gary Dolphin and Bob Hansen, Hawk Talk is 90 minutes (7-8:30 p.m. (CT) of discussion on Hawkeye basketball. It is held at the Hyatt Regency in Coralville and the first show in 2023-24 will be on Nov. 25.

2024-25 IOWA MEN'S BASKETBALL



#0 **EVEN BRAUNS**  
C • 6-9 • 238 • 5th Sr.  
Iowa City, Iowa  
Iowa City West High School  
Belmont

Opponent	Date	GS	MIN	Total		3-Pointers		Free throws		Rebounds				PF	A	TO	BLK	STL	PTS	AVG
				FG-FGA	PCT	3FG-3FGA	PCT	FT-FTA	PCT	OFF	DEF	TOT	AVG							
East Texas A&M	11/04/2024		07:18	1-2	.500	0-0	.000	1-2	.500	1	0	1	1.0	3	2	2	0	1	3	3.0
Southern U.	11/07/2024		01:52	0-0	.000	0-0	.000	0-0	.000	0	0	0	0.5	0	0	0	0	0	0	1.5
South Dakota	11/12/2024		05:55	0-0	.000	0-0	.000	0-0	.000	0	1	1	0.7	1	0	1	0	0	0	1.0
vs Washington St.	11/15/2024		01:47	0-0	.000	0-0	.000	1-2	.500	0	0	0	0.5	0	0	0	0	0	1	1.0
Rider	11/19/2024		03:11	0-1	.000	0-0	.000	1-2	.500	0	1	1	0.6	0	0	0	0	0	1	1.0
Totals		0	20:02	1-3	.333	0-0	.000	3-6	.500	1	2	3	0.6	4	2	3	0	1	5	1.0

Player Averages

Games Played	Minutes/ game	Points/ game	FG Pct	3FG Pct	FT Pct	Rebounds/ game	Assists/ game	Turnovers/ game	Assist/Turnover ratio	Steals/ game	Blocks/ game
5	4.0	1.0	33.3	0.0	50.0	0.6	0.4	0.6	0.7	0.2	0.0

SEASON HIGHS

Points .....3, vs. East Texas A&M, 11/4/24  
FGM .....1, vs. East Texas A&M, 11/4/24  
FGA .....2, vs. East Texas A&M, 11/4/24  
3-PT FGM .....--  
3-PT FGA .....--  
FTM .....1, 3X, last vs. Rider, 11/19/24  
FTA .....2, 3X, last vs. Rider, 11/19/24  
REB .....1, 3X, last vs. Rider, 11/19/24  
AST .....2, vs. East Texas A&M, 11/4/24  
STL .....1, vs. East Texas A&M, 11/4/24  
BLK .....--  
MIN .....7:18, vs. East Texas A&M, 11/4/24

CAREER HIGHS

Points .....19 vs. Bethel, 12/18/21  
FGM .....7 vs. Bethel, 12/18/21  
FGA .....9, five times  
3-PT FGM .....--  
3-PT FGA .....2 vs. Missouri State, 2/8/23  
FTM .....6 vs. Illinois State, 2/4/23  
FTA .....7 vs. Drake, 1/29/23  
REB .....12 vs. Illinois State, 2/4/23  
AST .....3, four times  
STL .....3, 2X, last at Chattanooga, 12/18/22  
BLK .....7 vs. Murray State, 1/17/23  
MIN .....32 vs. Illinois State, 2/4/23

CAREER STATISTICS

YEAR	G/GS	FG-A	PCT	3-PT	PCT	FT-A	PCT	REB	AVG	PF-FO	AST	TO	BLK	STL	PTS	AVG
Fresh.	30/0	51-91	.560	0-1	.000	17-22	.773	65	2.2	37-0	8	15	14	3	119	4.0
Soph.	31/1	32-57	.561	0-1	.000	9-16	.563	51	1.7	20-0	9	15	14	10	73	2.4
Junior	31/30	88-151	.583	0-7	.000	42-61	.689	165	5.3	76-1	36	26	42	16	218	7.0
Senior	18/0	5-5	1.000	0-0	.000	0-0	.000	17	1.0	20-0	2	5	4	2	10	0.6
5th Senior	5/0	1-3	.333	0-0	.000	3-6	.500	3	0.6	4-0	2	3	0	1	5	1.0
TOTALS	115/31	177-307	.577	0-9	.000	71-105	.676	301	2.6	157-1	57	64	74	32	425	3.7



#2 **BROCK HARDING**  
G • 6-0 • 165 • So.  
Moline, Ill.  
Moline High School

Opponent	Date	GS	MIN	Total		3-Pointers		Free throws		Rebounds				PF	A	TO	BLK	STL	PTS	AVG
				FG-FGA	PCT	3FG-3FGA	PCT	FT-FTA	PCT	OFF	DEF	TOT	AVG							
East Texas A&M	11/04/2024	*	21:48	2-8	.250	1-1	1.000	3-4	.750	0	0	0	0.0	0	6	1	1	3	8	8.0
Southern U.	11/07/2024	*	14:51	1-2	.500	1-2	.500	0-0	.000	0	1	1	0.5	1	6	0	0	1	3	5.5
South Dakota	11/12/2024	*	22:12	2-3	.667	1-2	.500	0-1	.000	1	1	2	1.0	2	6	5	0	2	5	5.3
vs Washington St.	11/15/2024	*	21:35	3-7	.429	1-1	1.000	0-0	.000	1	1	2	1.3	3	4	3	0	1	7	5.8
Rider	11/19/2024	*	21:33	2-5	.400	1-2	.500	1-2	.500	0	2	2	1.4	1	5	1	0	3	6	5.8
Totals		5	101:58	10-25	.400	5-8	.625	4-7	.571	2	5	7	1.4	7	27	10	1	10	29	5.8

Player Averages

Games Played	Minutes/ game	Points/ game	FG Pct	3FG Pct	FT Pct	Rebounds/ game	Assists/ game	Turnovers/ game	Assist/Turnover ratio	Steals/ game	Blocks/ game
5	20.4	5.8	40.0	62.5	57.1	1.4	5.4	2.0	2.7	2.0	0.2

SEASON HIGHS

Points .....8, vs. East Texas A&M, 11/4/24  
FGM .....3 vs. Washington St., 11/15/24  
FGA .....8, vs. East Texas A&M, 11/4/24  
3-PT FGM .....1, 5X, last vs. Rider, 11/19/24  
3-PT FGA .....2, 3X, last vs. Rider, 11/19/24  
FTM .....3, vs. East Texas A&M, 11/4/24  
FTA .....4, vs. East Texas A&M, 11/4/24  
REB .....2, 3X, last vs. Rider, 11/19/24  
AST .....6, 3X, last vs. South Dakota, 11/12/24  
STL .....3, 2X, last vs. Rider, 11/19/24  
BLK .....1, vs. East Texas A&M, 11/4/24  
MIN .....22:12, vs. South Dakota, 11/12/24

CAREER HIGHS

Points .....12 at Utah, 3/24/24  
FGM .....5 at Utah, 3/24/24  
FGA .....10 vs. UMBC, 12/20/23  
3-PT FGM .....2, 3X, last at Utah, 3/24/24  
3-PT FGA .....4, 2X, last vs. Florida A&M, 12/16/23  
FTM .....3, vs. Texas A&M Commerce, 11/4/24  
FTA .....4, vs. Texas A&M Commerce, 11/4/24  
REB .....2, 7X, last vs. Rider, 11/19/24  
AST .....12 vs. UMBC, 12/20/23  
STL .....4 vs. UMBC, 12/20/23  
BLK .....1, 2x, last vs. Texas A&M Commerce, 11/4/24  
MIN .....29:24 vs. UMBC, 12/29/23

CAREER STATISTICS

YEAR	G/GS	FG-A	PCT	3-PT	PCT	FT-A	PCT	REB	AVG	PF-FO	AST	TO	BLK	STL	PTS	AVG
Fresh.	34/0	42-116	.362	15-40	.375	17-22	.773	19	0.6	30-0	89	26	1	27	116	3.4
Soph.	5/5	10-25	.400	5-8	.625	4-7	.571	7	1.4	7-0	27	10	1	10	29	5.8
TOTALS	39/5	52-141	.369	20-48	.417	21-29	.724	26	0.7	37-0	116	36	2	37	145	3.7



2024-25 IOWA MEN'S BASKETBALL



#3 DREW THELWELL  
G • 6-3 • 195 • Graduate  
Orlando, Fla.  
Master's Academy  
Morehead State

Opponent	Date	GS	MIN	Total		3-Pointers		Free throws		Rebounds				PF	A	TO	BLK	STL	PTS	AVG
				FG-FGA	PCT	3FG-3FGA	PCT	FT-FTA	PCT	OFF	DEF	TOT	AVG							
East Texas A&M	11/04/2024		17:21	4-6	.667	0-1	.000	2-2	1.000	0	1	1	1.0	1	2	1	0	2	10	10.0
Southern U.	11/07/2024		25:13	4-8	.500	3-7	.429	1-2	.500	0	1	1	1.0	0	2	1	0	1	12	11.0
South Dakota	11/12/2024		25:16	4-7	.571	1-4	.250	2-3	.667	1	4	5	2.3	0	6	1	1	1	11	11.0
vs Washington St.	11/15/2024		19:15	2-4	.500	2-3	.667	1-2	.500	0	3	3	2.5	1	3	1	1	3	7	10.0
Rider	11/19/2024		27:06	1-3	.333	0-1	.000	0-0	.000	0	0	0	2.0	0	7	2	0	5	2	8.4
Totals		0	114:11	15-28	.536	6-16	.375	6-9	.667	1	9	10	2.0	2	20	6	2	12	42	8.4

Player Averages

Games Played	Minutes/ game	Points/ game	FG Pct	3FG Pct	FT Pct	Rebounds/ game	Assists/ game	Turnovers/ game	Assist/Turnover ratio	Steals/ game	Blocks/ game
5	22.8	8.4	53.6	37.5	66.7	2.0	4.0	1.2	3.3	2.4	0.4

SEASON HIGHS

Points.....12, vs. Southern, 11/7/24  
FGM.....4, 2X, last vs. Southern, 11/7/24  
FGA.....8, vs. Southern, 11/7/24  
3-PT FGM.....3, vs. Southern, 11/7/24  
3-PT FGA.....7, vs. Southern, 11/7/24  
FTM.....2, 2X, last vs. South Dakota, 11/12/24  
FTA.....3, vs. South Dakota, 11/12/24  
REB.....5, vs. South Dakota, 11/12/24  
AST.....7, vs. Rider, 11/19/24  
STL.....5, vs. Rider, 11/19/24  
BLK.....1, 2X, last vs. Washington St., 11/15/24  
MIN.....27:06, vs. Rider, 11/19/24

CAREER HIGHS

Points.....26 vs. Mercer, 11/14/23  
FGM.....9, 2X, last vs. Chattanooga, 12/3/23  
FGA.....20 at UT Martin, 2/17/24  
3-PT FGM.....5, 2X, last vs. Chattanooga, 12/3/23  
3-PT FGA.....12 vs. Bellarmine, 11/12/22  
FTM.....8 at Southern Indiana, 2/4/24  
FTA.....8, 2X, last vs. Southern Indiana, 2/20/24  
REB.....10 at Georgia Southern, 12/14/22  
AST.....19 vs. Alice Lloyd, 12/21/23  
STL.....5, 2X, last vs. Rider, 11/19/24  
BLK.....2 vs. Bellarmine, 11/12/22  
MIN.....39, 2X, vs. Arkansas Little Rock, 3/9/24

CAREER STATISTICS

YEAR	G/GS	FG-A	PCT	3-PT	PCT	FT-A	PCT	REB	AVG	PF-FO	AST	TO	BLK	STL	PTS	AVG
Fresh.	16/0	6-18	.333	3-10	.300	0-1	.000	8	0.5	2-0	4	6	0	2	15	0.9
Soph.	30/1	28-86	.298	14-47	.298	9-17	.529	32	1.1	20-0	28	24	3	22	79	2.6
Junior	34/34	133-287	.463	51-134	.381	60-82	.732	147	4.3	48-0	96	55	11	27	377	11.1
Senior	34/34	121-278	.435	48-142	.338	49-76	.645	103	3.0	28-0	211	78	8	44	339	10.0
Graduate	5/0	15-28	.536	6-16	.375	6-9	.667	10	2.0	2-0	20	6	2	12	42	8.4
TOTALS	119-69	303-697	.435	122-349	.350	124-185	.670	300	2.5	100-0	359	169	24	107	852	7.2



#4 JOSH DIX  
G • 6-6 • 210 • Jr.  
Council Bluffs, Iowa  
Council Bluffs High School

Opponent	Date	GS	MIN	Total		3-Pointers		Free throws		Rebounds				PF	A	TO	BLK	STL	PTS	AVG
				FG-FGA	PCT	3FG-3FGA	PCT	FT-FTA	PCT	OFF	DEF	TOT	AVG							
East Texas A&M	11/04/2024	*	29:21	4-10	.400	1-5	.200	1-1	1.000	2	0	2	2.0	1	3	2	1	1	10	10.0
Southern U.	11/07/2024	*	36:15	5-11	.455	2-7	.286	2-2	1.000	0	2	2	2.0	0	5	2	1	1	14	12.0
South Dakota	11/12/2024	*	27:13	8-10	.800	5-6	.833	2-2	1.000	1	3	4	2.7	2	5	0	0	1	23	15.7
vs Washington St.	11/15/2024	*	23:12	0-2	.000	0-0	.000	2-2	1.000	0	1	1	2.3	1	3	2	1	2	2	12.3
Totals		4	116:01	17-33	.515	8-18	.444	7-7	1.000	3	6	9	2.3	4	16	6	3	5	49	12.3

Player Averages

Games Played	Minutes/ game	Points/ game	FG Pct	3FG Pct	FT Pct	Rebounds/ game	Assists/ game	Turnovers/ game	Assist/Turnover ratio	Steals/ game	Blocks/ game
4	29.0	12.3	51.5	44.4	100.0	2.3	4.0	1.5	2.7	1.3	0.8

SEASON HIGHS

Points.....23, vs. South Dakota, 11/12/24  
FGM.....8, vs. South Dakota, 11/12/24  
FGA.....11, vs. Southern, 11/7/24  
3-PT FGM.....5, vs. South Dakota, 11/12/24  
3-PT FGA.....7, vs. Southern, 11/7/24  
FTM.....2, 3X, last vs. Washington St., 11/15/24  
FTA.....2, 3X, last vs. Washington St., 11/15/24  
REB.....4, vs. South Dakota, 11/12/24  
AST.....5, 2X, last vs. South Dakota, 11/12/24  
STL.....2, vs. Washington St., 11/15/24  
BLK.....1, 3X, last vs. Washington St., 11/15/24  
MIN.....36:15, vs. Southern, 11/7/24

CAREER HIGHS

Points.....24 at Northwestern, 3/2/24  
FGM.....9, 2X, last at Northwestern, 3/2/24  
FGA.....15 at Illinois, 2/24/24  
3-PT FGM.....5, 2X, last vs. South Dakota, 11/12/24  
3-PT FGA.....7, 2X, last vs. Southern, 11/7/24  
FTM.....5, 2X, last at Minnesota, 1/15/24  
FTA.....6 vs. Arkansas State, 11/17/23  
REB.....6 vs. Ohio State, 3/14/24  
AST.....7 vs. Purdue, 1/20/24  
STL.....2, 4X, last vs. Washington, 11/15/24  
BLK.....2, 2X, last at Michigan, 1/27/24  
MIN.....37:45 vs. Illinois, 3/10/24

CAREER STATISTICS

YEAR	G/GS	FG-A	PCT	3-PT	PCT	FT-A	PCT	REB	AVG	PF-FO	AST	TO	BLK	STL	PTS	AVG
Fresh.	31/0	21-52	.404	14-35	.400	6-9	.667	28	0.9	14-0	28	11	3	7	62	2.0
Soph.	34/20	117-212	.552	32-76	.421	37-43	.860	76	2.2	45-0	59	24	9	19	303	8.9
Junior	4/4	17-33	.515	8-18	.444	7-7	1.000	9	2.3	4-0	16	6	3	5	49	12.3
TOTALS	69/24	159-297	.535	54-129	.418	50-59	.847	113	1.6	63-0	103	41	15	31	414	6.0



2024-25 IOWA MEN'S BASKETBALL



#5 TREY BUCHANAN  
G • 6-0 • 185 • Fr.  
Westfield, Ind.  
Westfield High School

SEASON HIGHS

Points.....--  
FGM .....--  
FGA .....--  
3-PT FGM .....--  
3-PT FGA .....--  
FTM .....--  
FTA .....--  
REB .....--  
AST.....--  
STL .....--  
BLK.....--  
MIN .....--

CAREER HIGHS

Points.....--  
FGM .....--  
FGA .....--  
3-PT FGM .....--  
3-PT FGA .....--  
FTM .....--  
FTA .....--  
REB .....--  
AST.....--  
STL .....--  
BLK.....--  
MIN .....--

CAREER STATISTICS

YEAR	G/GS	FG-A	PCT	3-PT	PCT	FT-A	PCT	REB	AVG	PF-FO	AST	TO	BLK	STL	PTS	AVG
Fresh.	--	--	--	--	--	--	--	--	--	--	--	--	--	--	--	--



#7 SEYDOU TRAORE  
F • 6-7 • 220 • So.  
New York, N.Y.  
Saviour Lutheran School  
Manhattan College

SEASON HIGHS

Points.....12, 2X, vs. Rider, 11/19/24  
FGM .....5, vs. South Dakota, 11/12/24  
FGA .....13, vs. Rider, 11/19/24  
3-PT FGM .....2, vs. South Dakota, 11/12/24  
3-PT FGA .....5, vs. South Dakota, 11/12/24  
FTM .....4, vs. Rider, 11/19/24  
FTA .....6, vs. Rider, 11/19/24  
REB .....5, vs. Rider, 11/19/24  
AST.....1, 2X, last vs. Rider, 11/19/24  
STL .....1, 2X, last vs. Rider, 11/19/24  
BLK.....2, 2X, vs. Washington St., 11/15/24  
MIN .....25:07, vs. Rider, 11/19/24

CAREER HIGHS

Points.....20 at Iona, 2/16/24  
FGM .....9 vs. Canisius, 3/9/24  
FGA .....15 vs. Canisius, 3/9/24  
3-PT FGM .....4 vs. Marist, 2/23/24  
3-PT FGA .....10 vs. Marist, 2/23/24  
FTM .....4, 2X, last vs. Rider, 11/19/24  
FTA .....6, 2X, last vs. Rider, 11/19/24  
REB .....17 vs. Farleigh Dickinson, 12/8/23  
AST.....6 vs. Quinnipiac, 2/2/24  
STL .....5 vs. Canisius, 3/9/24  
BLK.....4 vs. Wagner, 12/30/23  
MIN .....42 vs. Canisius, 3/9/24

Opponent	Date	GS	MIN	FG-FGA	PCT	3FG-3FGA	PCT	FT-FTA	PCT	OFF	DEF	TOT	AVG	PF	A	TO	BLK	STL	PTS	AVG
South Dakota	11/12/2024		22:12	5-9	.556	2-5	.400	0-0	.000	0	4	4	4.0	0	1	0	2	0	12	12.0
vs Washington St.	11/15/2024		22:10	2-5	.400	0-1	.000	1-2	.500	1	3	4	4.0	1	0	1	2	1	5	8.5
Rider	11/19/2024		25:07	4-13	.308	0-2	.000	4-6	.667	4	1	5	4.3	2	1	0	0	1	12	9.7
Totals		0	69:29	11-27	.407	2-8	.250	5-8	.625	5	8	13	4.3	3	2	1	4	2	29	9.7

Player Averages

Games Played	Minutes/ game	Points/ game	FG Pct	3FG Pct	FT Pct	Rebounds/ game	Assists/ game	Turnovers/ game	Assist/Turnover ratio	Steals/ game	Blocks/ game
3	23.2	9.7	40.7	25.0	62.5	4.3	0.7	0.3	2.0	0.7	1.3

CAREER STATISTICS

YEAR	G/GS	FG-A	PCT	3-PT	PCT	FT-A	PCT	REB	AVG	PF-FO	AST	TO	BLK	STL	PTS	AVG
Fresh.	28/27	132-305	.433	23-90	.256	44-55	.800	230	8.2	68-2	65	51	36	43	331	11.8
Soph.	3/0	11-27	.407	2-8	.250	5-8	.625	13	4.3	3-0	2	1	4	2	29	9.7
TOTALS	31/27	143-332	.431	25-98	.255	49-63	.778	243	7.8	71-2	67	52	40	45	360	11.6



2024-25 IOWA MEN'S BASKETBALL



#8 COOPER KOCH  
F • 6-8 • 215 • Fr.  
Peoria, Ill.  
Metamora Township  
High School

SEASON HIGHS

Points.....8, vs. South Dakota, 11/12/24  
FGM.....3, vs. South Dakota, 11/12/24  
FGA.....9, vs. South Dakota, 11/12/24  
3-PT FGM.....2, vs. Washington St., 11/15/24  
3-PT FGA.....4, vs. South Dakota, 11/12/24  
FTM.....2, vs. South Dakota, 11/12/24  
FTA.....2, 4X, last vs. Washington St., 11/15/24  
REB.....5, vs. South Dakota, 11/12/24  
AST.....2, vs. Southern, 11/7/24  
STL.....1, vs. East Texas A&M, 11/4/24  
BLK.....1, vs. Washington St., 11/15/24  
MIN.....18:24, vs. East Texas A&M, 11/4/24

CAREER HIGHS

Points.....8, vs. South Dakota, 11/12/24  
FGM.....3, vs. South Dakota, 11/12/24  
FGA.....9, vs. South Dakota, 11/12/24  
3-PT FGM.....2, vs. Washington St., 11/15/24  
3-PT FGA.....4, vs. South Dakota, 11/12/24  
FTM.....2, vs. South Dakota, 11/12/24  
FTA.....2, 4X, last vs. Washington St., 11/15/24  
REB.....5, vs. South Dakota, 11/12/24  
AST.....2, vs. Southern, 11/7/24  
STL.....1, vs. East Texas A&M, 11/4/24  
BLK.....1, vs. Washington St., 11/15/24  
MIN.....18:24, vs. East Texas A&M, 11/4/24

Opponent	Date	GS	MIN	Total		3-Pointers		Free throws		Rebounds				PF		A	TO	BLK	STL	PTS	AVG
				FG-FGA	PCT	3FG-3FGA	PCT	FT-FTA	PCT	OFF	DEF	TOT	AVG								
East Texas A&M	11/04/2024		18:24	2-3	.667	1-1	1.000	1-2	.500	0	2	2	2.0	1	1	0	0	1	6	6.0	
Southern U.	11/07/2024		08:43	0-0	.000	0-0	.000	1-2	.500	0	0	0	1.0	1	2	0	0	0	1	3.5	
South Dakota	11/12/2024		16:22	3-9	.333	0-4	.000	2-2	1.000	1	4	5	2.3	2	0	0	0	0	8	5.0	
vs Washington St.	11/15/2024		13:53	2-3	.667	2-3	.667	0-2	.000	1	2	3	2.5	0	0	1	0	1	6	5.3	
Rider	11/19/2024		14:10	1-1	1.000	1-1	1.000	0-0	.000	0	3	3	2.6	4	0	0	0	0	3	4.8	
Totals		0	71:32	8-16	.500	4-9	.444	4-8	.500	2	11	13	2.6	8	3	0	1	1	24	4.8	

Player Averages

Games Played	Minutes/ game	Points/ game	FG Pct	3FG Pct	FT Pct	Rebounds/ game	Assists/ game	Turnovers/ game	Assist/Turnover ratio	Steals/ game	Blocks/ game
5	14.3	4.8	50.0	44.4	50.0	2.6	0.6	0.0	3.0	0.2	0.2

CAREER STATISTICS

YEAR	G/GS	FG-A	PCT	3-PT	PCT	FT-A	PCT	REB	AVG	PF-FO	AST	TO	BLK	STL	PTS	AVG
Fresh.	5/0	8-16	.500	4-9	.444	4-8	.500	13	2.6	8-0	3	0	1	1	24	4.8



#10 JACOB KOCH  
G • 6-2 • 180 • Fr.  
Iowa City, Iowa  
Iowa City West High School

SEASON HIGHS

Points.....2, vs. South Dakota, 11/12/24  
FGM.....1, vs. South Dakota, 11/12/24  
FGA.....2, vs. South Dakota, 11/12/24  
3-PT FGM.....--  
3-PT FGA.....--  
FTM.....--  
FTA.....--  
REB.....1, vs. South Dakota, 11/12/24  
AST.....1, vs. East Texas A&M, 11/4/24  
STL.....--  
BLK.....--  
MIN.....01:28, vs. South Dakota, 11/12/24

CAREER HIGHS

Points.....2, vs. South Dakota, 11/12/24  
FGM.....1, vs. South Dakota, 11/12/24  
FGA.....2, vs. South Dakota, 11/12/24  
3-PT FGM.....--  
3-PT FGA.....--  
FTM.....--  
FTA.....--  
REB.....1, vs. South Dakota, 11/12/24  
AST.....1, vs. East Texas A&M, 11/4/24  
STL.....--  
BLK.....--  
MIN.....01:28, vs. South Dakota, 11/12/24

Opponent	Date	GS	MIN	Total		3-Pointers		Free throws		Rebounds				PF		A	TO	BLK	STL	PTS	AVG
				FG-FGA	PCT	3FG-3FGA	PCT	FT-FTA	PCT	OFF	DEF	TOT	AVG								
East Texas A&M	11/04/2024		00:51	0-0	.000	0-0	.000	0-0	.000	0	0	0	0.0	0	1	0	0	0	0	0.0	
South Dakota	11/12/2024		01:28	1-2	.500	0-0	.000	0-0	.000	1	0	1	0.5	0	0	0	0	0	2	1.0	
Rider	11/19/2024		01:24	0-1	.000	0-0	.000	0-0	.000	0	0	0	0.3	0	0	0	0	0	0	0.7	
Totals		0	03:43	1-3	.333	0-0	.000	0-0	.000	1	0	1	0.3	0	1	0	0	0	2	0.7	

Player Averages

Games Played	Minutes/ game	Points/ game	FG Pct	3FG Pct	FT Pct	Rebounds/ game	Assists/ game	Turnovers/ game	Assist/Turnover ratio	Steals/ game	Blocks/ game
3	1.2	0.7	33.3	0.0	0.0	0.3	0.3	0.0	1.0	0.0	0.0

CAREER STATISTICS

YEAR	G/GS	FG-A	PCT	3-PT	PCT	FT-A	PCT	REB	AVG	PF-FO	AST	TO	BLK	STL	PTS	AVG
Fresh.	3/0	1-3	.333	0-0	.000	0-0	.000	1	0.3	0-0	1	0	0	0	2	0.7



2024-25 IOWA MEN'S BASKETBALL



#13 LADJI DEMBELE  
F • 6-8 • 255 • So.  
Newark, N.J.  
St. Benedict's Prep

Opponent	Date	GS	MIN	Total		3-Pointers		Free throws		Rebounds				PF		A		TO		BLK		STL		PTS		AVG
				FG-FGA	PCT	3FG-3FGA	PCT	FT-FTA	PCT	OFF	DEF	TOT	AVG													
East Texas A&M	11/04/2024	*	16:01	2-5	.400	0-1	.000	0-0	.000	2	1	3	3.0	3	0	1	0	0	0	0	4	4.0				
Southern U.	11/07/2024	*	28:42	2-5	.400	1-3	.333	0-0	.000	4	4	8	5.5	3	1	1	0	1	0	1	5	4.5				
South Dakota	11/12/2024	*	22:24	5-8	.625	1-2	.500	0-0	.000	4	4	8	6.3	3	1	0	0	0	0	0	11	6.7				
vs Washington St.	11/15/2024	*	20:45	2-6	.333	1-3	.333	0-0	.000	1	1	2	5.3	1	2	1	0	1	0	1	5	6.3				
Rider	11/19/2024	*	20:39	1-3	.333	0-1	.000	2-2	1.000	1	3	4	5.0	2	0	0	2	0	2	0	4	5.8				
Totals			5 108:30	12-27	.444	3-10	.300	2-2	1.000	12	13	25	5.0	12	4	3	2	2	2	2	29	5.8				

SEASON HIGHS

Points..... 11, vs. South Dakota, 11/12/24  
FGM..... 5, vs. South Dakota, 11/12/24  
FGA..... 8, vs. South Dakota, 11/12/24  
3-PT FGM..... 1, 3X, last vs. Washington St., 11/15/24  
3-PT FGA..... 3, 2X, last vs. Washinton St., 11/15/24  
FTM..... 2, vs. Rider, 11/19/24  
FTA..... 2, vs. Rider, 11/19/24  
REB..... 8, 2X, last vs. South Dakota, 11/12/24  
AST..... 2, vs. Washington St., 11/15/24  
STL..... 1, 2X, last vs. Washington St., 11/15/24  
BLK..... 2, vs. Rider, 11/19/24  
MIN..... 28:42, vs. Southern, 11/7/24

CAREER HIGHS


Points..... 11, vs. South Dakota, 11/12/24  
FGM..... 5, vs. South Dakota, 11/12/24  
FGA..... 8, vs. South Dakota, 11/12/24  
3-PT FGM..... 2, 2X, last vs. Creighton, 11/14/23  
3-PT FGA..... 3, 3X, last vs. Washington St., 11/15/24  
FTM..... 2, 2X, last vs. Rider, 11/19/24  
FTA..... 2, 6X, last vs. Rider, 11/19/24  
REB..... 8, 2X, last vs. South Dakota, 11/12/24  
AST..... 2, 4X, last vs. Washington St., 11/15/24  
STL..... 3 vs. Florida A&M, 12/16/23  
BLK..... 2, 2X, last vs. Rider, 11/19/24  
MIN..... 28:42, vs. Southern, 11/7/24

Player Averages

Games Played	Minutes/game	Points/game	FG Pct	3FG Pct	FT Pct	Rebounds/game	Assists/game	Turnovers/game	Assist/Turnover ratio	Steals/game	Blocks/game
5	21.7	5.8	44.4	30.0	100.0	5.0	0.8	0.6	1.3	0.4	0.4

CAREER STATISTICS

YEAR	G/GS	FG-A	PCT	3-PT	PCT	FT-A	PCT	REB	AVG	PF-FO	AST	TO	BLK	STL	PTS	AVG
Fresh.	32/0	28-74	.378	9-29	.310	5-14	.357	65	2.0	67-0	14	21	7	15	70	2.2
Soph.	5/5	12-27	.444	3-10	.300	2-2	1.000	25	5.0	12-0	4	3	2	2	29	5.8
TOTALS	37/5	40-101	.396	12-39	.308	7-16	.438	90	2.4	79-0	18	24	9	17	99	2.7



#14 CARTER KINGSBURY  
G • 6-5 • 225 • RS Jr.  
Ponca, Neb.  
Brewster Academy  
(N.H.)

Opponent	Date	GS	MIN	Total		3-Pointers		Free throws		Rebounds				PF		A		TO		BLK		STL		PTS		AVG
				FG-FGA	PCT	3FG-3FGA	PCT	FT-FTA	PCT	OFF	DEF	TOT	AVG	0	1	0	0	0	0	0	0	0	0	0	0	
East Texas A&M	11/04/2024		07:45	0-1	.000	0-1	.000	0-0	.000	0	2	2	2.0	0	0	1	0	0	0	0	0	0	0	0.0		
South Dakota	11/12/2024		04:48	0-1	.000	0-1	.000	0-0	.000	0	0	0	1.0	0	0	0	0	0	0	0	0	0	0	0.0		
Rider	11/19/2024		03:07	1-1	1.000	1-1	1.000	0-0	.000	0	0	0	0.7	0	0	0	0	0	0	0	0	3	1.0			
Totals		0	15:40	1-3	.333	1-3	.333	0-0	.000	0	2	2	0.7	0	0	1	0	0	0	0	0	3	1.0			

Player Averages

Games Played	Minutes/game	Points/game	FG Pct	3FG Pct	FT Pct	Rebounds/game	Assists/game	Turnovers/game	Assist/Turnover ratio	Steals/game	Blocks/game
3	5.2	1.0	33.3	33.3	0.0	0.7	0.0	0.3	0.0	0.0	0.0

SEASON HIGHS

Points..... 3, vs. Rider, 11/19/24  
FGM..... 1, vs. Rider, 11/19/24  
FGA..... 1, 3X, last vs. Rider, 11/19/24  
3-PT FGM..... 1, vs. Rider, 11/19/24  
3-PT FGA..... 1, 3X, last vs. Rider, 11/19/24  
FTM..... --  
FTA..... --  
REB..... 2, vs. East Texas A&M, 11/4/24  
AST..... --  
STL..... --  
BLK..... --  
MIN..... 07:45, vs. East Texas A&M, 11/4/24

CAREER HIGHS

Points..... 4 vs. North Carolina A&T, 11/11/22  
FGM..... 1, 6X, last vs. Rider, 11/19/24  
FGA..... 3 vs. North Carolina A&T, 11/11/22  
3-PT FGM..... 1, 4X, last vs. Rider, 11/19/24  
3-PT FGA..... 1, 7X, last vs. Rider, 11/19/24  
FTM..... 1 vs. North Carolina A&T, 11/11/22  
FTA..... 2 vs. North Carolina A&T, 11/11/22  
REB..... 2, 5X, vs. East Texas A&M, 11/4/24  
AST..... 1, 5X, last vs. Florida A&M, 12/16/23  
STL..... 1 vs. Omaha, 11/21/22  
BLK..... --  
MIN..... 10 vs. Wisconsin (12/11/22)

CAREER STATISTICS

YEAR	G/GS	FG-A	PCT	3-PT	PCT	FT-A	PCT	REB	AVG	PF-FO	AST	TO	BLK	STL	PTS	AVG
Fresh.	8/0	2-5	.400	2-2	1.000	1-2	.500	6	0.8	0-0	4	1	0	1	7	0.9
Soph.	5/0	2-5	.400	1-2	.500	0-0	.000	7	1.4	0-0	1	1	0	0	5	1.0
Junior	3/0	1-3	.333	1-3	.333	0-0	.000	2	0.7	0-0	0	1	0	0	3	1.0
TOTALS	16/0	5-13	.385	4-7	.571	1-2	.500	15	0.9	0-0	5	3	0	1	15	0.9



2024-25 IOWA MEN'S BASKETBALL



#20 **PAYTON SANDFORT**  
G • 6-8 • 215 • Sr.  
Waukee, Iowa  
Waukee High School

Opponent	Date	GS	MIN	Total		3-Pointers		Free throws		Rebounds				PF	A	TO	BLK	STL	PTS	AVG	
				FG-FGA	PCT	3FG-3FGA	PCT	FT-FTA	PCT	OFF	DEF	TOT	AVG								
East Texas A&M	11/04/2024	*	31:38	7-14	.500	4-9	.444	2-2	1.000	3	8	11	11.0	1	7	3	3	1	20	20.0	
Southern U.	11/07/2024	*	35:02	6-13	.462	4-11	.364	1-3	.333	0	8	8	9.5	3	7	6	0	1	17	18.5	
South Dakota	11/12/2024	*	19:05	4-10	.400	2-3	.667	2-2	1.000	0	4	4	7.7	5	2	3	0	0	12	16.3	
vs Washington St.	11/15/2024	*	32:05	5-15	.333	2-10	.200	6-8	.750	0	6	6	7.3	3	2	2	0	1	18	16.8	
Rider	11/19/2024	*	31:46	9-16	.563	2-7	.286	2-2	1.000	2	4	6	7.0	2	3	2	1	1	22	17.8	
Totals			5	149:36	31-68	.456	14-40	.350	13-17	.765	5	30	35	7.0	14	21	16	4	4	89	17.8

Player Averages

Games Played	Minutes/ game	Points/ game	FG Pct	3FG Pct	FT Pct	Rebounds/ game	Assists/ game	Turnovers/ game	Assist/Turnover ratio	Steals/ game	Blocks/ game
5	29.9	17.8	45.6	35.0	76.5	7.0	4.2	3.2	1.3	0.8	0.8

SEASON HIGHS

Points.....22, vs. Rider, 11/19/24  
FGM.....7, vs. East Texas A&M, 11/4/24  
FGA.....16, vs. Rider, 11/19/24  
3-PT FGM.....4, 2X, last vs. Southern, 11/7/24  
3-PT FGA.....11, vs. Southern, 11/7/24  
FTM.....6, vs. Washington St., 11/15/24  
FTA.....8, vs. Washington St., 11/15/24  
REB.....11, vs. East Texas A&M, 11/4/24  
AST.....7, 2X, last vs. Southern, 11/7/24  
STL.....1, 4X, last vs. Rider, 11/19/24  
BLK.....3, vs. East Texas A&M, 11/4/24  
MIN.....35:02, vs. Southern, 11/7/24

CAREER HIGHS

Points.....30 vs. Kansas State, 3/19/24  
FGM.....10 at Michigan, 1/27/24  
FGA.....17, 2X, last vs. Minnesota, 2/11/24  
3-PT FGM.....7 vs. Kansas State, 3/19/24  
3-PT FGA.....12, 3X, last at Indiana, 1/30/24  
FTM.....18 vs. Penn State, 2/27/24  
FTA.....19 vs. Penn State, 2/27/24  
REB.....12, 2X, last vs. Kansas State, 3/19/24  
AST.....10 vs. Penn State, 2/27/24  
STL.....3 vs. Minnesota, 2/11/24  
BLK.....3, 2x, last vs. East Texas A&M, 11/4/24  
MIN.....38:27 at Michigan State, 2/20/24

CAREER STATISTICS

YEAR	G/GS	FG-A	PCT	3-PT	PCT	FT-A	PCT	REB	AVG	PF-FO	AST	TO	BLK	STL	PTS	AVG
Fresh.	34/0	61-146	.418	34-93	.366	15-16	.938	65	1.9	29-0	22	16	4	5	171	5.0
Soph.	33/7	115-285	.404	59-172	.343	51-59	.864	134	4.1	62-0	48	22	7	19	340	10.3
Junior	34/34	180-404	.446	94-248	.379	102-112	.911	224	6.6	85-2	91	45	14	24	556	16.4
Senior	5/5	31-68	.456	14-40	.350	13-17	.765	35	7.0	14-1	21	16	4	4	89	17.8
TOTALS	106/46	387-903	.429	201-553	.363	181-204	.887	458	4.3	190-3	182	99	29	52	1156	10.9



#24 **PRYCE SANDFORT**  
F • 6-7 • 210 • So.  
Waukee, Iowa  
Waukee Northwest  
High School

Opponent	Date	GS	MIN	Total		3-Pointers		Free throws		Rebounds				PF	A	TO	BLK	STL	PTS	AVG	
				FG-FGA	PCT	3FG-3FGA	PCT	FT-FTA	PCT	OFF	DEF	TOT	AVG								
East Texas A&M	11/04/2024		18:54	4-10	.400	3-9	.333	2-2	1.000	1	2	3	3.0	0	0	1	2	1	13	13.0	
Southern U.	11/07/2024		28:17	8-10	.800	6-8	.750	0-0	.000	0	4	4	3.5	2	1	0	0	0	22	17.5	
South Dakota	11/12/2024	*	24:44	3-6	.500	1-4	.250	1-2	.500	0	0	0	2.3	1	0	0	0	1	8	14.3	
vs Washington St.	11/15/2024		16:03	0-3	.000	0-3	.000	4-5	.800	0	2	2	2.3	1	0	0	0	0	4	11.8	
Rider	11/19/2024	*	25:10	4-9	.444	3-7	.429	0-0	.000	1	4	5	2.8	2	0	0	0	1	11	11.6	
Totals			2	113:08	19-38	.500	13-31	.419	7-9	.778	2	12	14	2.8	6	1	1	2	3	58	11.6

Player Averages

Games Played	Minutes/ game	Points/ game	FG Pct	3FG Pct	FT Pct	Rebounds/ game	Assists/ game	Turnovers/ game	Assist/Turnover ratio	Steals/ game	Blocks/ game
5	22.6	11.6	50.0	41.9	77.8	2.8	0.2	0.2	1.0	0.6	0.4

SEASON HIGHS

Points.....22, vs. Southern, 11/7/24  
FGM.....8, vs. Southern, 11/7/24  
FGA.....10, 2X, last vs. Southern, 11/7/24  
3-PT FGM.....6, vs. Southern, 11/7/24  
3-PT FGA.....9, vs. East Texas A&M, 11/19/24  
FTM.....4, vs. Washington St., 11/15/24  
FTA.....5, vs. Washington St., 11/15/24  
REB.....5, vs. Rider, 11/19/24  
AST.....1, vs. Southern, 11/7/24  
STL.....1, 3X, last vs. Rider, 11/19/24  
BLK.....2, vs. East Texas A&M, 11/4/24  
MIN.....28:17, vs. Southern, 11/7/24

CAREER HIGHS

Points.....22, vs. Southern, 11/7/24  
FGM.....8, vs. Southern, 11/7/24  
FGA.....10, 2X, last vs. Southern, 11/7/24  
3-PT FGM.....6, vs. Southern, 11/7/24  
3-PT FGA.....9, vs. East Texas A&M, 11/4/24  
FTM.....4, vs. Washington St., 11/15/24  
FTA.....5, vs. Washington St., 11/15/24  
REB.....5, vs. Rider, 11/19/24  
AST.....2, 3X, last vs. Northern Illinois, 12/29/23  
STL.....1, 7X, last vs. Rider, 11/19/24  
BLK.....2, vs. East Texas A&M, 11/4/24  
MIN.....28:17, vs. Southern, 11/7/24

CAREER STATISTICS

YEAR	G/GS	FG-A	PCT	3-PT	PCT	FT-A	PCT	REB	AVG	PF-FO	AST	TO	BLK	STL	PTS	AVG
Fresh.	32/0	26-73	.356	17-49	.347	4-6	.667	34	1.1	21-0	14	3	4	4	73	2.3
Soph.	5/2	19-38	.500	13-31	.419	7-9	.778	14	2.8	6-0	1	1	2	3	58	11.6
TOTALS	37/2	45-111	.405	30-80	.375	11-15	.733	48	1.3	27-0	15	4	6	7	131	3.5

2024-25 IOWA MEN'S BASKETBALL



#25 LUC LAKETA  
G • 6-5 • 190 • Sr.  
Concord, Michigan  
Hanover Horton High School  
Winchendon (Mass.)

SEASON HIGHS

Points	---
FGM	---
FGA	---
3-PT FGM	---
3-PT FGA	---
FTM	---
FTA	---
REB	---
AST	---
STL	---
BLK	---
MIN	---

CAREER HIGHS

Points	4 vs. Florida A&M, 12/16/23
FGM	1, 5X, last vs. SFlorida A&M, 12/16/23
FGA	1, 10X, last vs. Florida A&M, 12/16/23
3-PT FGM	1, 5X, last vs. Florida A&M, 12/16/23
3-PT FGA	1, 9X, last vs. Florida A&M, 12/16/23
FTM	1, 2X, last vs. Florida A&M, 12/16/23
FTA	4 vs. Florida A&M, 12/16/23
REB	2 vs. SE Missouri St., 12/17/22
AST	1, 2X, last vs. North Dakota, 11/7/23
STL	1, 2X, last vs. Michigan State, 2/22/22
BLK	---
MIN	6 vs. Western Michigan, 11/22/21

CAREER STATISTICS

YEAR	G/GS	FG-A	PCT	3-PT	PCT	FT-A	PCT	REB	AVG	PF-FO	AST	TO	BLK	STL	PTS	AVG
Fresh.	12/0	3-6	.500	3-5	.600	0-0	.000	2	0.2	1-0	1	3	0	2	9	0.8
Soph.	4/0	1-3	.333	1-3	.333	1-2	.500	4	1.0	2-0	0	0	0	0	4	1.0
Junior	4/0	1-1	1.000	1-1	1.000	1-4	.250	0	0.0	2-0	1	1	0	0	4	1.0
Senior	--	--	--	--	--	--	--	--	--	--	--	--	--	--	--	--
TOTALS	20/0	5-10	.500	5-9	.556	2-6	.333	6	0.3	5-0	2	4	0	2	17	0.9



#32 OWEN FREEMAN  
F • 6-10 • 230 • Fr.  
Moline, Ill.  
Moline High School

SEASON HIGHS

Points	21, vs. Washington St., 11/15/24
FGM	9, vs. Washington St., 11/15/24
FGA	15, vs. Washington St., 11/15/24
3-PT FGM	1, vs. Southern, 11/7/24
3-PT FGA	2, vs. Southern, 11/7/24
FTM	5, vs. Rider, 11/19/24
FTA	7, vs. Rider, 11/19/24
REB	11, vs. Washington St., 11/15/24
AST	2, 2X, last vs. Rider, 11/19/24
STL	3, vs. East Texas A&M, 11/4/24
BLK	3, 2X, last vs. Southern, 11/7/24
MIN	29:15, vs. Washington St., 11/15/24

CAREER HIGHS

Points	22 vs. Nebraska, 1/12/24
FGM	11 vs. Nebraska, 1/12/24
FGA	15, vs. Washington St., 11/15/24
3-PT FGM	1, vs. Southern, 11/7/24
3-PT FGA	2, vs. Southern, 11/7/24
FTM	8 vs. Wisconsin, 2/17/24
FTA	11 vs. Wisconsin, 2/17/24
REB	14 vs. Minnesota, 2/11/24
AST	6 vs. Wisconsin, 2/17/24
STL	4 vs. Northern Illinois, 12/29/23
BLK	5, 2X, last vs. Illinois, 3/10/24
MIN	38:16 vs. Wisconsin, 2/17/24

Opponent	Date	GS	MIN	Total		3-Pointers		Free throws		Rebounds		PF	A	TO	BLK	STL	PTS	AVG			
				FG-FGA	PCT	3FG-3FGA	PCT	FT-FTA	PCT	OFF	DEF								TOT	AVG	
East Texas A&M	11/04/2024	*	22:03	6-10	.600	0-0	.000	3-5	.600	5	4	9	9.0	2	1	1	3	3	15	15.0	
Southern U.	11/07/2024	*	21:06	6-11	.545	1-2	.500	2-3	.667	1	7	8	8.5	4	2	2	3	0	15	15.0	
vs Washington St.	11/15/2024	*	29:15	9-15	.600	0-1	.000	3-4	.750	5	6	11	9.3	2	0	3	0	1	21	17.0	
Rider	11/19/2024	*	25:23	7-11	.636	0-0	.000	5-7	.714	1	4	5	8.3	1	2	3	2	0	19	17.5	
Totals			4	97:47	28-47	.596	1-3	.333	13-19	.684	12	21	33	8.3	9	5	9	8	4	70	17.5

Player Averages

Games Played	Minutes/ game	Points/ game	FG Pct	3FG Pct	FT Pct	Rebounds/ game	Assists/ game	Turnovers/ game	Assist/Turnover ratio	Steals/ game	Blocks/ game
4	24.4	17.5	59.6	33.3	68.4	8.3	1.3	2.3	0.6	1.0	2.0

CAREER STATISTICS

YEAR	G/GS	FG-A	PCT	3-PT	PCT	FT-A	PCT	REB	AVG	PF-FO	AST	TO	BLK	STL	PTS	AVG
Fresh.	34/25	145-236	.614	0-4	.000	72-109	.661	225	6.6	92-2	41	39	61	32	362	10.6
Soph.	4/4	28-47	.596	1-3	.333	13-19	.684	33	8.3	9-0	5	9	8	4	70	17.5
TOTALS	38/29	173-283	.611	1-7	.143	85-128	.664	258	6.8	101-2	46	48	69	36	432	11.4



2024-25 IOWA MEN'S BASKETBALL



#34 CHRIS TADJO  
F • 6-8 • 240 • Fr.  
Montreal, Quebec  
NBA Academy Latin America

Opponent	Date	GS	MIN	Total		3-Pointers		Free throws		Rebounds				PF	A	TO	BLK	STL	PTS	AVG
				FG-FGA	PCT	3FG-3FGA	PCT	FT-FTA	PCT	OFF	DEF	TOT	AVG							
East Texas A&M	11/04/2024		05:18	0-1	.000	0-1	.000	0-0	.000	0	1	1	1.0	0	0	1	0	0	0	0.0
Totals		0	05:18	0-1	.000	0-1	.000	0-0	.000	0	1	1	1.0	0	0	1	0	0	0	0.0

Player Averages

Games Played	Minutes/ game	Points/ game	FG Pct	3FG Pct	FT Pct	Rebounds/ game	Assists/ game	Turnovers/ game	Assist/Turnover ratio	Steals/ game	Blocks/ game
1	5.3	0.0	0.0	0.0	0.0	1.0	0.0	1.0	0.0	0.0	0.0

SEASON HIGHS

Points.....--  
FGM.....--  
FGA.....1, vs. East Texas A&M, 11/4/24  
3-PT FGM.....--  
3-PT FGA.....1, vs. East Texas A&M, 11/4/24  
FTM.....--  
FTA.....--  
REB.....1, vs. East Texas A&M, 11/4/24  
AST.....--  
STL.....--  
BLK.....--  
MIN.....5:18, vs. East Texas A&M, 11/4/24

CAREER HIGHS

Points.....--  
FGM.....--  
FGA.....1, vs. East Texas A&M, 11/4/24  
3-PT FGM.....--  
3-PT FGA.....1, vs. East Texas A&M, 11/4/24  
FTM.....--  
FTA.....--  
REB.....1, vs. East Texas A&M, 11/4/24  
AST.....--  
STL.....--  
BLK.....--  
MIN.....5:18, vs. East Texas A&M, 11/4/24

CAREER STATISTICS

YEAR	G/GS	FG-A	PCT	3-PT	PCT	FT-A	PCT	REB	AVG	PF-FO	AST	TO	BLK	STL	PTS	AVG
Fresh.	1/0	0-1	.000	0-1	.000	0-0	.000	1	1.0	0-0	0	1	0	0	0	0.0



#44 RILEY MULVEY  
F • 6-11 • 245 • RS Jr.  
Rotterdam, New York  
St. Thomas More  
High School

Opponent	Date	GS	MIN	Total		3-Pointers		Free throws		Rebounds				PF	A	TO	BLK	STL	PTS	AVG
				FG-FGA	PCT	3FG-3FGA	PCT	FT-FTA	PCT	OFF	DEF	TOT	AVG							
East Texas A&M	11/04/2024		03:19	0-0	.000	0-0	.000	0-0	.000	0	0	0	0.0	1	0	0	0	0	0	0.0
South Dakota	11/12/2024		08:21	2-3	.667	0-0	.000	0-0	.000	1	4	5	2.5	0	0	0	0	0	4	2.0
Rider	11/19/2024		01:24	0-0	.000	0-0	.000	0-0	.000	0	1	1	2.0	0	0	0	0	0	0	1.3
Totals		0	13:04	2-3	.667	0-0	.000	0-0	.000	1	5	6	2.0	1	0	0	0	0	4	1.3

Player Averages

Games Played	Minutes/ game	Points/ game	FG Pct	3FG Pct	FT Pct	Rebounds/ game	Assists/ game	Turnovers/ game	Assist/Turnover ratio	Steals/ game	Blocks/ game
3	4.4	1.3	66.7	0.0	0.0	2.0	0.0	0.0	0.0	0.0	0.0

SEASON HIGHS

Points.....4, vs. South Dakota, 11/12/24  
FGM.....2, vs. South Dakota, 11/12/24  
FGA.....3, vs. South Dakota, 11/12/24  
3-PT FGM.....--  
3-PT FGA.....--  
FTM.....--  
FTA.....--  
REB.....5, vs. South Dakota, 11/12/24  
AST.....--  
STL.....--  
BLK.....--  
MIN.....08:21, vs. South Dakota, 11/12/24

CAREER HIGHS

Points.....8 vs. Western Michigan, 11/22/21  
FGM.....3 vs. Western Michigan, 11/22/21  
FGA.....5, 2X, last vs. North Carolina A&T, 11/11/22  
3-PT FGM.....--  
3-PT FGA.....1, 3X, last vs. North Carolina A&T, 11/11/22  
FTM.....2, 2X, last vs. Western Michigan, 11/22/21  
FTA.....2, 2X, last vs. Western Michigan, 11/22/21  
REB.....5, 2X, last vs. South Dakota, 11/12/24  
AST.....1, 3X, last vs. Omaha, 11/21/22  
STL.....1 vs. Michigan, 1/12/23  
BLK.....3 vs. Northwestern, 3/10/22  
MIN.....13, 2X, last vs. Michigan, 1/12/23

CAREER STATISTICS

YEAR	G/GS	FG-A	PCT	3-PT	PCT	FT-A	PCT	REB	AVG	PF-FO	AST	TO	BLK	STL	PTS	AVG
Fresh.	17/0	6-12	.500	0-2	.000	4-4	1.000	15	0.9	12-0	2	4	5	0	16	0.9
Soph.	12/0	5-10	.500	0-1	.000	1-2	.500	11	0.9	2-0	2	1	5	1	11	0.9
RS Junior	3/0	2-3	.667	0-0	.000	0-0	.000	6	2.0	1-0	0	0	0	0	4	1.3
TOTALS	32/0	13-25	.520	0-3	.000	5-6	.833	32	1.0	15-0	4	5	10	1	31	1.0



# 2024-25 IOWA MEN'S BASKETBALL \ \ GAME-BY-GAME STATISTICS

@IOWAHOOPS

Team	Score	FG-A	PCT	3-PT. FG	PCT	FT-FTA	PCT	REB	PF	AST	TO	STL	BLK
Texas A&M-Commerce	67	29-62	.468	7-24	.292	2-6	.333	36	18	12	24	5	5
at Iowa	89	32-70	.457	10-29	.345	15-20	.750	41	13	23	14	13	10
Southern	74	31-65	.476	6-19	.315	6-15	.400	36	15	16	11	10	1
at Iowa	89	32-60	.533	18-40	.450	7-12	.583	35	14	26	12	5	4
South Dakota	77	30-68	.441	10-32	.313	7-14	.500	37	15	10	13	6	2
at Iowa	96	37-68	.544	13-31	.419	9-12	.750	40	16	21	10	5	3
Washington State	66	26-66	.394	5-28	.179	9-12	.750	43	25	11	18	7	6
at Iowa	76	25-60	.417	8-25	.320	18-27	.667	38	13	14	13	10	5
Rider	58	23-54	.426	1-16	.063	11-13	.846	35	16	11	20	5	2
at Iowa	83	30-64	.469	8-22	.364	15-21	.714	33	14	18	8	11	5

## SEASON BESTS

Player	Points	3-Pointers	Rebounds	Assists	Blocks	Steals
Even Brauns	3 vs. East Texas A&M	--	1, 3X, last vs. Rider	2 vs. East Texas A&M	--	1 vs. East Texas A&M
Trey Buchanan	--	--	--	--	--	--
Ladji Demebele	11 vs. S. Dakota	1, 3X, last vs. WAZZU	8, 2X, last vs. S. Dakota	2, 2X, last vs. WAZZU	2 vs. Rider	1, 2X, last vs. WAZZU
Josh Dix	23 vs. S. Dakota	5 vs. S. Dakota	4 vs. S. Dakota	5, 2X, last vs. S. Dakota	1, 3X, last vs. WAZZU	2 vs. WAZZU
Owen Freeman	21 vs. WAZZU	1 vs. Southern	11 vs. WAZZU	2, 2X, last vs. Rider	3, 2X, last vs. Southern	3 vs. East Texas A&M
Brock Harding	8 vs. East Texas A&M	1, 4X, last vs. Rider	2, 3X, last vs. Rider	6, 3X, last vs. S. Dakota	1 vs. East Texas A&M	3, 2X, last vs. Rider
Carter Kingsbury	3 vs. Rider	1 vs. Rider	2 vs. East Texas A&M	--	--	--
Cooper Koch	8 vs. S. Dakota	2 vs. WAZZU	5 vs. S. Dakota	2 vs. Southern	1 vs. WAZZU	1 vs. East Texas A&M
Jacob Koch	2 vs. S. Dakota	--	1 vs. S. Dakota	1 vs. East Texas A&M	--	--
Luc Laketa	--	--	--	--	--	--
Riley Mulvey	4 vs. S. Dakota	--	5 vs. S. Dakota	--	--	--
Payton Sandfort	22 vs. Rider	4, 2X, last vs. Southern	11 vs. East Texas A&M	7, 2X, last vs. Southern	3 vs. East Texas A&M	1, 4X, last vs. Rider
Pryce Sandfort	22 vs. Southern	6 vs. Southern	5 vs. Rider	1 vs. Southern	2 vs. East Texas A&M	1, 2X, last vs. S. Dakota
Chris Tadj	--	--	1 vs. East Texas A&M	--	--	--
Drew Thelwell	12 vs. Southern	3 vs. Southern	5 vs. S. Dakota	7 vs. Rider	1, 2X, last vs. WAZZU	5 vs. Rider
Seydou Traore	12, 2X, last vs. Rider	2 vs. S. Dakota	5 vs. Rider	1, 2X, last vs. Rider	2, 2X, last vs. WAZZU	3 vs. WAZZU

## CAREER BESTS

Player	Points	3-Pointers	Rebounds	Assists	Blocks	Steals
Even Brauns	19 vs. Bethel '21	--	12 vs. Illinois St. '23	3 vs. Indiana St. '23	7 vs. Murray St. '23	3, twice
Trey Buchanan	--	--	--	--	--	--
Ladji Demebele	<b>11 vs. S. Dakota</b>	2, 2X, last at Creighton, '23	<b>8, 2X, last vs. S. Dakota</b>	2 at Creighton, '23	<b>2, 2X, last vs. Rider</b>	3 vs. FAMU, '23
Josh Dix	24 at Northwestern, '24	<b>5, 2X, last vs. S. Dakota</b>	6 vs. Ohio State, '24	7 vs. Purdue, '24	2 vs. NIU, '23	<b>2, 3X, last vs. WAZZU</b>
Owen Freeman	22 vs. Nebraska, '24	<b>1 vs. Southern</b>	14 vs. Minnesota, '24	6 vs. Wisconsin, '24	5, 2X, last Illinois, '24	4 vs. NIU, '23
Brock Harding	12 at Utah, '24	2, 3X, last at Utah, '24	<b>2, 6X, last vs. Rider</b>	12 vs. UMBC, '23	<b>1 vs. East Texas A&amp;M</b>	4 vs. UMBC, '23
Carter Kingsbury	4 NCAT '22	<b>1, 4X, last vs. Rider</b>	<b>2, 5X, last vs. E TX A&amp;M</b>	1, 3 times	--	1 vs. Omaha '22
Cooper Koch	<b>8 vs. S. Dakota</b>	<b>2 vs. WAZZU</b>	<b>5 vs. S. Dakota</b>	<b>2 vs. Southern</b>	<b>1 vs. WAZZU</b>	<b>1 vs. East Texas A&amp;M</b>
Jacob Koch	<b>2 vs. S. Dakota</b>	--	<b>1 vs. S. Dakota</b>	<b>1 vs. East Texas A&amp;M</b>	--	--
Luc Laketa	4 vs. FAMU, '23	1, four times	2 vs. SEMO, '22	1, twice	---	1, twice
Riley Mulvey	8 vs. W. Michigan, '21	---	<b>5, 2X, vs. S. Dakota</b>	1, four times	3, N'western, '22	1, three times
Payton Sandfort	30 vs. Kansas State, '24	6, 2X, last at Michigan, '24	12, two times	10 vs. Penn State, '24	<b>3, 2X, last vs. E. TX A&amp;M</b>	3 vs. Minnesota
Pryce Sandfort	<b>22 vs. Southern</b>	<b>6 vs. Southern</b>	<b>5 vs. Rider</b>	2, 2X, last vs. NIU, '23	<b>2 vs. East Texas A&amp;M</b>	<b>1, 6X, last vs. S. Dakota</b>
Chris Tadj	--	--	<b>1, vs. East Texas A&amp;M</b>	--	--	--
Drew Thelwell	26 vs. Mercer, '23	5, 2X, last vs. Chatt., '23	10 at Ga. Southern, '22	19 vs. Alice Lloyd, '23	2 vs. Bellarmine, '22	<b>5, 2X, last vs. Rider</b>
Seydou Traore	20 at Iona, '24	4 vs. Marist, '24	17 vs. Far. Dickinson, '23	6 vs. Quinnipiac, '24	4 vs. Wagner, '23	5 vs. Canisius, '24

## THE LAST TIME A PLAYER...

## Had 30 or more points

Iowa -- 30, Payton Sandfort vs. Kansas State, 3/19/24  
Opponent -- 31, Gabe Madsen, Utah, 3/24/24

## Made at least 90% of his FGA (10 att.)

Iowa -- .923 (12-of-13), Filip Rebraca vs. SEMO, 12/17/22  
Opponent -- .900 (9-of-10), Zach Edey, at Purdue, 12/4/23

## Made 100% of his FTA (10 att.)

Iowa -- 1.000 (11-of-11), Tony Perkins vs. Maryland, 1/24/24  
Opponent -- 1.000 (13-of-13), Jahmir Young at Maryland, 2/14/24

## Had 15 or more rebounds

Iowa -- 20, Kris Murray vs. Georgia Tech, 11/29/22  
Opponent -- 18, 2X, last Zach Edey, Purdue, 1/20/24

## Had 10 or more assists

Iowa -- 14, Tony Perkins at Northwestern, 3/2/24  
Opponent -- 10, Deivon Smith, Utah, 3/24/24

## Had 5 or more blocks

Iowa -- 5, Owen Freeman vs. Illinois, 3/10/24  
Opponent -- 5, Julian Reese, Maryland, 1/24/24

## Had 5 or more steals

**Iowa -- 5, Drew Thelwell vs. Rider, 11/19/24**  
Opponent -- 5, Coleman Hawkins, Illinois, 2/24/24

## THE LAST TIME A TEAM...

## Scored 100 or more points

Iowa -- 103 vs. Northern Illinois, 12/29/23  
Opponent -- 106 by Michigan State, 2/25/23

## Scored 40 or fewer points

Iowa -- 40 at Wisconsin, 3/3/10  
Opponent -- 39 by UNC Wilmington, 11/8/13

## Won an overtime game

Iowa -- 88-86 (OT) vs. Wisconsin, 2/17/24  
Opponent -- 78-75 (OT) by Wisconsin, 12/11/22

## Made at least 60% of its FGA (20 att.)

Iowa -- .600 (33-of-55) vs. Maryland, 1/15/23  
Opponent -- .600 (36-of-60), Eastern Illinois, 12/21/22

## Made at least 50% of its 3-pt. FGA (8 att.)

Iowa -- .500 (10-of-20) vs. Northwestern, 3/2/24  
Opponent -- .550 (11-of-20) vs. Ohio State, 3/14/24

## Made at least 90% of its FTA (10 att.)

Iowa -- 1.000 (18-of-18) at Michigan, 1/27/24  
Opponent -- .917 (11-of-12) by Purdue, 2/9/23

## 2024-25 INDIVIDUAL SUPERLATIVES

## CATEGORY

Points Scored	23, Josh Dix vs. South Dakota, 11/12/24
Total Field Goals	9, 2X, last Payton Sandfort vs. Rider, 11/19/24
Total FG Attempted	16, Payton Sandfort vs. Rider, 11/19/24
Highest FG% (5 made)	.800 (8-of-10), 2X, last Josh Dix vs. South Dakota, 11/4/24
Highest FG% (10 made)	--
3-Point Field Goals	6, Pryce Sandfort vs. Southern, 11/7/24
3-Point FG% (min. 3 made)	.833 (5-of-6), Josh Dix vs. South Dakota, 11/12/24
Free Throws	6, Payton Sandfort vs. Washington State, 11/15/24
Free Throws Attempted	8, Payton Sandfort vs. Washington State, 11/15/24
Free Throw % (min. 5 made)	.750 (6-of-8), Payton Sandfort vs. Washington State, 11/15/24
Offensive Rebounds	5, Owen Freeman, 2X, last vs. Washington State, 11/15/24
Defensive Rebounds	8, Payton Sandfort, 2X, last vs. Southern, 11/7/24
Total Rebounds	11, 2X, last Owen Freeman vs. Washington State, 11/15/24
Assists	7, 3X, last Drew Thelwell vs. Rider, 11/19/24
Turnovers	6, Payton Sandfort vs. Southern, 11/7/24
Blocked Shots	3, 3X, last Owen Freeman vs. Southern, 11/7/24
Steals	5, Drew Thelwell vs. Rider, 11/19/24
Minutes Played (including OT)	36:15, Josh Dix vs. Southern, 11/7/24

## OPPONENT

27, Nate Calmese vs. Washington State, 11/15/24
12, Nate Calmese vs. Washington State, 11/15/24
22, Nate Calmese vs. Washington State, 11/15/24
.636 (7-of-11), AJ Barnes vs. Southern, 11/7/24
.578 (11-of-19), Kaleb Stewart vs. South Dakota, 11/12/24
4, Kaleb Stewart vs. South Dakota, 11/12/24
.428 (3-of-7), Cam Amboree vs. Southern, 11/7/24
4, ND Okafor vs. Washington State, 11/15/24
6, ND Okafor vs. Washington State, 11/15/24
--
3, 4X, last Max Burchill vs. South Dakota, 11/12/24
8, LeJuan Watts vs. Washington State, 11/15/24
10, LeJuan Watts vs. Washington State, 11/15/24
6, Michael Jacobs vs. Southern, 11/7/24
6, Tidjiane Dioumassi vs. Southern, 11/7/24
2, 5X, last Ife West-Ingram vs. Rider, 11/19/24
3, Nate Calmese vs. Washington State, 11/15/24
35:17, LeJuan Watts vs. Washington State, 11/15/24

## TEAM SUPERLATIVES

## IOWA HIGH

96, vs. South Dakota, 11/12/24
54, vs. South Dakota, 11/12/24
--
37, vs. South Dakota, 11/12/24
70, vs. East Texas A&M, 11/4/24
.544 (37-of-68) vs. South Dakota, 11/12/24
18, vs. Southern, 11/7/24
40, vs. Southern, 11/7/24
.450 (18-of-40), vs. Southern, 11/7/24
18, vs. Washington St., 11/15/24
27, vs. Washington St., 11/15/24
.750 (9-of-12), 2X, last vs. S. Dakota, 11/12/24
17, vs. East Texas A&M, 11/4/24
30, vs. Southern, 11/7/24
41, vs. East Texas A&M, 11/4/24
16, vs. South Dakota, 11/12/24
1, vs. South Dakota, 11/12/24
26, vs. Southern, 11/7/24
14, vs. East Texas A&M, 11/4/24
10, vs. East Texas A&M, 11/4/24
13, vs. East Texas A&M, 11/4/24

## IOWA LOW

76, vs. Washington St., 11/15/24
33 (1st), vs. Washington St., 11/15/24
--
25, vs. Washington St., 11/15/24
60, 2X, last vs. Washington St., 11/15/24
.417 (25-of-60), vs. Wash St., 11/15/24
8, 2X, last vs. Rider, 11/19/24
25, vs. Washington St., 11/15/24
.320 (8-of-25), vs. Washington St., 11/15/24
7, vs. Southern, 11/7/24
12, 2X, last vs. South Dakota, 11/12/24
.583 (7-of-12), vs. Southern, 11/7/24
5, vs. Southern, 11/7/24
23, vs. Rider, 11/19/24
29, vs. South Dakota, 11/12/24
13, 2X, last vs. Washington St., 11/15/24
0, 4X, last vs. Rider, 11/19/24
14, vs. Washington St., 11/15/24
8, vs. Rider, 11/19/24
3, vs. South Dakota, 11/12/24
5, 2X, last vs. South Dakota, 11/12/24

## CATEGORY

Points
Points/Half
Points/OT
Field Goals
Field Goal Att.
Field Goal %
3-Point Field Goals
3-Point FG Att.
3-Point FG %
Free Throws Made
Free Throw Att.
Free Throw %
Offensive Rebounds
Defensive Rebounds
Total Rebounds
Fouls
DQs
Assists
Turnovers
Blocked Shots
Steals

## OPPONENT HIGH

77, vs. South Dakota, 11/12/24
41, vs. South Dakota, 11/12/24
--
31, vs. Southern, 11/7/24
68, vs. South Dakota, 11/12/24
.476 (31-of-65), vs. Southern, 11/7/24
10, vs. South Dakota, 11/12/24
32, vs. South Dakota, 11/12/24
.400 (6-of-15), vs. Southern, 11/7/24
11, vs. Rider, 11/19/24
15, vs. Southern, 11/7/24
.846 (11-of-13), vs. Rider, 11/19/24
14, vs. South Dakota, 11/12/24
31, vs. Washington St., 11/15/24
43, vs. Washington St., 11/15/24
25, vs. Washington St., 11/15/24
2, vs. Washington St., 11/15/24
16, vs. Southern, 11/7/24
24, vs. East Texas A&M, 11/4/24
6, vs. Washington St., 11/15/24
10, vs. Southern, 11/7/24

## OPPONENT LOW

58, vs. Rider, 11/19/24
26 (1st), vs. Rider, 11/19/24
--
23, vs. Rider, 11/19/24
54, vs. Rider, 11/19/24
.394 (26-of-66), vs. Washington St., 11/15/24
1, vs. Rider, 11/19/24
15, vs. Southern, 11/7/24
.063 (1-of-16), vs. Rider, 11/19/24
2, vs. East Texas A&M, 11/4/24
6, vs. East Texas A&M, 11/4/24
.333 (2-of-6), vs. East Texas A&M, 11/4/24
8, vs. Rider, 11/19/24
23, vs. South Dakota, 11/12/24
35, vs. Rider, 11/19/24
15, 2X, last vs. South Dakota, 11/12/24
0, 4X, last vs. Rider, 11/19/24
10, vs. South Dakota, 11/12/24
11, vs. Southern, 11/7/24
1, vs. Southern, 11/7/24
5, 2X, last vs. Rider, 11/19/24

## 2024-25 INDIVIDUAL LEADERS GAME-BY-GAME

OPPONENT	SCORE	W/L	POINTS	REBOUNDS	ASSISTS	STEALS	BLOCKS
East Texas A&M (11/4)	89-67	W	Payton Sandfort, 20	Payton Sandfort, 11	Payton Sandfort, 7	Freeman/Harding, 3	Pa. Sandfort/Freeman, 3
Southern (11/7)	89-24	W	Pryce Sandfort, 22	Dembele/Pa. Sandfort/Freeman, 8	Payton Sandfort, 7	5 players, 1	Owen Freeman, 3
South Dakota (11/12)	96-77	W	Josh Dix, 23	Ladji Dembele, 8	Thelwell/Harding, 6	Brock Harding, 2	Seydou Traore, 2
vs. Washington State (11/15)	76-77	W	Owen Freeman, 21	Owen Freeman, 11	Broch Harding, 4	Drew Thelwell, 3	Seydou Traore, 2
Rider (11/19)	83-58	W	Payton Sandfort, 22	Payton Sandfort, 6	Drew Thelwell, 7	Drew Thelwell, 5	Dembele/Freeman, 2
vs. Utah State (11/22)							
USC Upstate (11/26)							
Northwestern (12/3)							
at Michigan (12/7)							
Iowa State (12/12)							
New Orleans (12/15)							
vs. Utah (12/21)							
New Hampshire (12/30)							
at Wisconsin (1/3)							
Nebraska (1/7)							
Indiana (1/11)							
at USC (1/14)							
at UCLA (1/17)							
Minnesota (1/21)							
Penn State (1/24)							
at Ohio State (1/27)							
Purdue (2/4)							
Wisconsin (2/8)							
at Rutgers (2/12)							
at Maryland (2/16)							
Oregon (2/19)							
Washington (2/22)							
at Illinois (2/25)							
at Northwestern (2/28)							
Michigan State (3/6)							
at Nebraska (3/9)							

2024-25 LEAD/DEFICIT BREAKDOWN GAME-BY-GAME

OPPONENT	FIRST HALF SCORE			SECOND HALF SCORE			FINAL SCORE			LARGEST		TIMES	LEAD	TIME LED
	UI	OPP	MARGIN	UI	OPP	MARGIN	UI	OPP	MARGIN	LEAD	DEFICIT	TIED	CHANGES	MIN. (40 MAX)
East Texas A&M (11/4)	42	35	+7	47	32	+15	89	67	+22	29	2	2	8	35:12
Southern (11/7)	48	37	+11	41	37	+4	89	74	+15	25	4	0	2	36:51
South Dakota (11/12)	42	36	+6	54	41	+13	96	77	+19	23	1	2	1	38:37
vs. Wash. St. (11/15)	33	36	-3	43	30	+13	76	66	+10	10	9	9	16	10:30
Rider (11/19)	40	26	+14	43	32	+11	83	58	+25	27	0	0	0	38:30
vs. Utah State (11/22)														
USC Upstate (11/26)														
Northwestern (12/3)														
at Michigan (12/7)														
Iowa State (12/12)														
New Orleans (12/15)														
vs. Utah (12/21)														
New Hampshire (12/30)														
at Wisconsin (1/3)														
Nebraska (1/7)														
Indiana (1/11)														
at USC (1/14)														
at UCLA (1/17)														
Minnesota (1/21)														
Penn State (1/24)														
at Ohio State (1/27)														
Purdue (2/4)														
Wisconsin (2/8)														
at Rutgers (2/12)														
at Maryland (2/16)														
Oregon (2/19)														
Washington (2/22)														
at Illinois (2/25)														
at Northwestern (2/28)														
Michigan State (3/6)														
at Nebraska (3/9)														
TOTALS	205	170	+35	228	172	+56	433	342	+91	114	16	13	27	159:40
AVG/GAME - OVERALL	41.0	34.0	+7	45.6	34.40	+11.2	86.6	68.4	+18.2	22.8	3.2	2.6	5.4	31:48
CONFERENCE TOTALS														
AVG/GM - CONFERENCE														

2024-25 SPECIALITY SCORING STATS

OPPONENT	PAINT			OFF TURNOVERS			2ND CHANCE			FAST BREAK			BENCH		
	UI	OPP	MARGIN	UI	OPP	MARGIN	UI	OPP	MARGIN	UI	OPP	MARGIN	UI	OPP	MARGIN
East Texas A&M (11/4)	36	44	-8	14	24	+10	19	15	+4	18	6	+12	32	26	+6
Southern (11/7)	28	48	-20	15	12	+3	12	10	+2	19	12	+7	35	34	+1
South Dakota (11/12)	40	36	+4	18	10	+8	13	11	+2	15	9	+6	37	31	+6
vs. Wash. St. (11/15)	32	42	-10	20	16	-4	8	8	0	8	8	0	23	8	+15
Rider (11/19)	44	36	+8	20	4	+16	13	10	+3	19	3	+16	21	18	+3
vs. Utah State (11/22)															
USC Upstate (11/26)															
Northwestern (12/3)															
at Michigan (12/7)															
Iowa State (12/12)															
New Orleans (12/15)															
vs. Utah (12/21)															
New Hampshire (12/30)															
at Wisconsin (1/3)															
Nebraska (1/7)															
Indiana (1/11)															
at USC (1/14)															
at UCLA (1/17)															
Minnesota (1/21)															
Penn State (1/24)															
at Ohio State (1/27)															
Purdue (2/4)															
Wisconsin (2/8)															
at Rutgers (2/12)															
at Maryland (2/16)															
Oregon (2/19)															
Washington (2/22)															
at Illinois (2/25)															
at Northwestern (2/28)															
Michigan State (3/6)															
at Nebraska (3/9)															
TOTALS	180	206	-26	87	66	+33	65	54	+11	79	38	+41	148	117	+31
AVG/GAME - OVERALL	36.0	41.2	-5.2	17.4	13.2	+6.6	13.0	10.8	+2.2	15.8	7.6	+8.2	29.6	23.4	+6.2
CONF. TOTALS															
AVG/GM - CONF.															

2024-25 MISCELLANEOUS STATS

STARTING LINEUP  
(W-L)

	1	2	3	4	5
(3-0)	Brock Harding	Josh Dix	Payton Sandfort	Ladji Dembele	Owen Freeman
(1-0)	Brock Harding	Josh Dix	Pryce Sandfort	Payton Sandfort	Ladji Dembele
(1-0)	Brock Harding	Pryce Sandfort	Payton Sandfort	Ladji Dembele	Owen Freeman

LEADS & DEFICITS

Iowa's Biggest Halftime Lead	14 (40-26) vs. Rider, 11/19/24
Iowa's Biggest Halftime Lead Blown	--
Iowa's Biggest Halftime Deficit	3 (33-36) vs. Washington St., 11/15/24
Iowa's Biggest Halftime Deficit Erased	3 (33-36) vs. Washington St., 11/15/24
Iowa's Biggest Overall Lead	29 (84-55) vs. Texas A&M-Commerce, 11/4/24
Iowa's Biggest Win Total	25 (83-58) vs. Rider, 11/19/24
Iowa's Biggest Loss Total	--
Iowa's Biggest Lead Blown	--
Iowa's Biggest Overall Deficit	9 (20-29) vs. Washington St., 11/15/24
Iowa's Biggest Deficit Overcome	9 (20-29) vs. Washington St., 11/15/24

JUMP BALLS CONTROLLED  
(INCLUDES OT)

Iowa	2
Opponents	3

WHO SCORED IOWA'S FIRST POINTS

Josh Dix	2
Owen Freeman	2
Brock Harding	1

FIRST PLAYER OFF THE BENCH  
(sometimes multiple players)

Seydou Traore	3
Pryce Sandfort	2
Cooper Koch	1

HOW IOWA SCORED FIRST POINTS

Jump Shot	1
Lay-in/Lay-up	2
3-Pointer	2
Free Throw	-
Dunk	-
Alley-Oop	-
Follow	-

PLAYERS IN DOUBLE FIGURES

1 Player	-
2 Players	1
3 Players	-
4 Players	1
5 Players	3
6 Players	-

MISCELLANEOUS STATS

NO. - PLAYER	DUNKS	FT-FTA (LAST 5:00/OT)
0 - Even Brauns	1	1-of-2 (.500)
2 - Brock Harding	--	2-of-2 (100.0)
3 - Drew Thelwell	2	--
4 - Josh Dix	2	2-of-2 (100.0)
5 - Trey Buchanan	--	--
7 - Seydou Traore	2	--
8 - Cooper Koch	1	0-of-2 (.000)
10 - Jacob Koch	--	--
13 - Ladji Dembele	--	--
14 - Carter Kingsbury	--	--
20 - Payton Sandfort	2	2-of-4 (.500)
24 - Pryce Sandfort	--	--
25 - Luc Laketa	--	--
32 - Owen Freeman	2	--
34 - Chris Tadjio	--	--
44 - Riley Mulvey	1	--

DOUBLE FIGURE SCORING GAMES

Player	20-21	21-22	22-23	23-24	24-25	Career
Payton Sandfort	--	6	14	27	5	52
Drew Thelwell	--	2	22	13	3	40
Owen Freeman	--	--	--	18	4	22
Seydou Traore	--	--	--	18	2	20
Josh Dix	--	--	1	11	3	15
Even Brauns	1	1	10	--	--	12
Pryce Sandfort	--	--	--	1	3	4
Brock Harding	--	--	--	3	--	3
Ladji Dembele	--	--	--	--	1	1

20-POINT SCORING GAMES

Player	20-21	21-22	22-23	23-24	24-25	Career
Payton Sandfort	--	1	6	11	2	20
Drew Thelwell	--	--	2	4	--	6
Josh Dix	--	--	--	4	1	5
Owen Freeman	--	--	--	2	1	3
Seydou Traore	--	--	--	1	--	1
Pryce Sandfort	--	--	--	--	1	1

DOUBLE-FIGURE REBOUNDING GAMES

Player	20-21	21-22	22-23	23-24	24-25	Career
Seydou Traore	--	--	--	10	--	10
Payton Sandfort	--	--	--	5	1	6
Owen Freeman	--	--	--	5	1	6
Even Brauns	--	--	5	--	--	5
Drew Thelwell	--	--	2	--	--	2

DOUBLE-DOUBLES

Player	20-21	21-22	22-23	23-24	24-25	Career
Seydou Traore	--	--	--	6	--	6
Payton Sandfort	--	--	--	5	1	6
Owen Freeman	--	--	--	5	1	6
Even Brauns	--	--	4	--	--	4
Drew Thelwell	--	--	1	1	--	2
Brock Harding	--	--	--	1	--	1

TRIPLE-DOUBLES

Player	20-21	21-22	22-23	23-24	24-25	Career
Payton Sandfort	--	--	--	1	--	1

4+ 3-POINTER GAMES

Player	20-21	21-22	22-23	23-24	24-25	Career
Payton Sandfort	--	2	4	12	2	20
Drew Thelwell	--	--	1	4	--	5
Josh Dix	--	--	--	2	1	3
Seydou Traore	--	--	--	1	--	1
Pryce Sandfort	--	--	--	--	1	1

5+ ASSIST GAMES

Player	20-21	21-22	22-23	23-24	24-25	Career
Drew Thelwell	--	--	6	23	2	31
Brock Harding	--	--	--	5	4	9
Payton Sandfort	--	--	1	3	2	6
Josh Dix	--	--	2	2	2	6
Seydou Traore	--	--	--	2	--	2
Owen Freeman	--	--	--	1	--	1

3+ STEAL GAMES

Player	20-21	21-22	22-23	23-24	24-25	Career
Seydou Traore	--	--	--	7	--	7
Drew Thelwell	--	2	--	31	2	7
Brock Harding	--	--	--	1	2	3
Even Brauns	--	1	1	--	--	2
Owen Freeman	--	--	--	1	--	1
Payton Sandfort	--	--	--	1	--	1
Ladji Dembele	--	--	--	1	--	1

3+ BLOCK GAMES

Player	20-21	21-22	22-23	23-24	24-25	Career
Owen Freeman	--	--	--	12	2	14
Even Brauns	--	2	4	--	--	6
Seydou Traore	--	--	--	5	--	5
Payton Sandfort	--	--	--	1	1	2
Riley Mulvey	--	1	--	--	--	1

**IOWA'S 2024-25 RECORD WHEN...**

When playing at home:	4-0	When leading at the half:	4-0	When wearing White:	3-0
When playing on the road:	0-0	When trailing at the half:	1-0	When wearing Black:	0-0
When playing on a neutral court:	1-0	When tied at the half:	0-0	When wearing Gold:	1-0
				When wearing Gray:	1-0
When Iowa scores 100 points or more:	0-0	Iowa field goal percentage at home:	131-262	.500	
When Iowa scores 90-99 points:	1-0	Iowa field goal percentage on road:	25-60	.417	
When Iowa scores 80-89 points:	3-0	Iowa 3-point percentage at home:	49-122	.401	
When Iowa scores 70-79 points:	1-0	Iowa 3-point percentage on road:	8-25	.320	
When Iowa scores under 70 points:	0-0	Iowa free throw percentage at home:	46-65	.707	
		Iowa free throw percentage on road:	18-27	.667	
When opponent scores 100 points or more:	0-0	On Sunday:	0-0		
When opponent scores 90-99 points:	0-0	On Monday:	1-0		
When opponent scores 80-89 points:	0-0	On Tuesday:	2-0		
When opponent scores 70-79 points:	2-0	On Wednesday:	0-0		
When opponent scores 60-69 points:	2-0	On Thursday:	1-0		
When opponent scores fewer than 60 points:	1-0	On Friday:	1-0		
		On Saturday:	0-0		
When Iowa shoots at least 50% from the field:	2-0	On BTN:	2-0		
When Iowa shoots less than 50% from the field:	3-0	On CBS:	0-0		
When opponent shoots at least 50% from the field:	0-0	On ESPN:	0-0		
When opponent shoots less than 50% from the field:	5-0	On ESPN2:	0-0		
When Iowa has higher FG% than opponent:	4-0	On ESPNU:	0-0		
When opponent has higher FG%:	1-0	On B1G+:	3-0		
When FG% is equal:	0-0	On Peacock	0-0		
		On FS1	0-0		
		On CBS SN:	0-0		
When Iowa outrebounds opponent:	2-0	On NBC SN:	0-0		
When opponent has more rebounds:	3-0	On FOX:	0-0		
When rebounds are equal:	0-0	On TruTV:	0-0		
		On TNT:	0-0		
When Iowa shoots at least 80% from the line:	0-0				
When Iowa shoots less than 80% from the line:	5-0				
When opponent shoots at least 80% from the line:	1-0				
When opponent shoots less than 80% from the line:	4-0				
When Iowa shoots more free throws than opponent:	3-0				
When opponent shoots more free throws:	2-0				
When free throws attempts are equal:	0-0				
When Iowa has higher FT% than opponent:	3-0				
When opponent has higher FT%:	2-0				
When FT% is equal:	0-0				
When Iowa shoots at least 50% from 3-point range:	0-0				
When Iowa shoots less than 50% from 3-point range:	5-0				
When opponent shoots at least 50% from 3-point range:	0-0				
When opponent shoots less than 50% from 3-point range:	5-0				
When Iowa has a higher 3-point FG% than opponent:	5-0				
When opponent has a higher 3-point FG%:	0-0				
When 3-point FG% is equal:	0-0				
When Iowa has more assists than opponent:	5-0				
When opponent has more assists:	0-0				
When assists are equal:	0-0				
When Iowa has fewer turnovers than opponent:	4-0				
When opponent has fewer turnovers:	1-0				
When turnovers are equal:	0-0				
When Iowa has more steals than opponent:	3-0				
When opponent has more steals:	2-0				
When steals are equal:	0-0				

**UNDER HEAD COACH FRAN McCAFFERY... IOWA'S RECORD WHEN...**

When playing at home:	193-54	When leading at the half:	232-47	When wearing White:	168-47
When playing on the road:	57-95	When trailing at the half:	42-136	When wearing Black:	67-111
When playing on a neutral court:	35-40	When tied at the half:	9-7	When wearing Gold:	41-22
				When wearing Gray:	9-10
When Iowa scores 100 points or more:	26-0	Iowa field goal percentage at home:	6,942-14,836	.467	
When Iowa scores 90-99 points:	53-8	Iowa field goal percentage on road:	5,855-13,386	.437	
When Iowa scores 80-89 points:	91-25	Iowa 3-point percentage at home:	1,872-5,104	.366	
When Iowa scores 70-79 points:	82-60	Iowa 3-point percentage on road:	1,520-4,460	.340	
When Iowa scores under 70 points:	33-98	Iowa free throw percentage at home:	4,256-5,842	.728	
		Iowa free throw percentage on road:	3,076-4,181	.735	
When opponent scores 100 points or more:	1-7	On Sunday:	51-33		
When opponent scores 90-99 points:	3-34	On Monday:	20-10		
When opponent scores 80-89 points:	24-56	On Tuesday:	44-27		
When opponent scores 70-79 points:	88-60	On Wednesday:	25-26		
When opponent scores 60-69 points:	90-31	On Thursday:	42-47		
When opponent scores fewer than 60 points:	80-3	On Friday:	40-17		
		On Saturday:	57-30		
When Iowa shoots at least 50% from the field:	114-17	On BTN:	120-95		
When Iowa shoots less than 50% from the field:	172-173	On CBS:	6-6		
When opponent shoots at least 50% from the field:	18-80	On ESPN:	17-21		
When opponent shoots less than 50% from the field:	125-110	On ESPN2:	25-20		
When Iowa has higher FG% than opponent:	117-32	On ESPNU:	18-10		
When opponent has higher FG%:	42-156	On FS1:	25-18		
When FG% is equal:	2-2	On FOX:	5-2		
		On CBS SN:	2-4		
When Iowa outrebounds opponent:	210-69	On NBC SN:	2-1		
When opponent has more rebounds:	69-112	On truTV:	1-1		
When rebounds are equal:	7-10	On TNT:	0-1		
		On Peacock:	2-0		
When Iowa shoots at least 80% from the line:	82-43	Most Points, First Half: 68 vs. Alabama State, '18			
When Iowa shoots less than 80% from the line:	203-146	Fewest Points, First Half: 14 vs. Indiana, '13			
When opponent shoots at least 80% from the line:	62-46	Most Points Allowed, First Half: 61 at Purdue, '20			
When opponent shoots less than 80% from the line:	225-144	Fewest Points Allowed, First Half: 12 vs. UNC Wilmington, '13			
When Iowa shoots more free throws than opponent:	230-79	Most Points, Second Half: 70 at Michigan State, '23			
When opponent shoots more free throws:	42-105	Fewest Points, Second Half: 15 vs. Northern Iowa, '14			
When free throws attempts are equal:	12-5	Most Points Allowed, Second Half: 64 vs. Michigan State, '23			
When Iowa has higher FT% than opponent:	187-82	Fewest Points Allowed, Second Half: 16 vs. UNI, '10			
When opponent has higher FT%:	95-106	Largest Halftime Advantage: 37 vs. Arkansas-Pine Bluff, '13			
When FT% is equal:	3-3	Largest Halftime Deficit: 31 vs. Purdue, '18			
When Iowa shoots at least 50% from 3-point range:	44-10				
When Iowa shoots less than 50% from 3-point range:	240-20				
When opponent shoots at least 50% from 3-point range:	12-34				
When opponent shoots less than 50% from 3-point range:	278-157				
When Iowa has a higher 3-point FG% than opponent:	203-56				
When opponent has a higher 3-point FG%:	74-136				
When 3-point FG% is equal:	2-2				
When Iowa has more assists than opponent:	212-47				
When opponent has more assists:	60-127				
When assists are equal:	13-16				
When Iowa has fewer turnovers than opponent:	189-74				
When opponent has fewer turnovers:	77-98				
When turnovers are equal:	20-19				
When Iowa has more steals than opponent:	171-64				
When opponent has more steals:	84-108				
When steals are equal:	30-18				

## IOWA SUPERLATIVES UNDER McCAFFERY

## TEAM

## Most Points Scored

- 116 -- Savannah State (11/13/16)
- 112 -- North Carolina A&T (11/11/22)
- 112 -- Michigan State (2/25/23)
- 112 -- Northwestern (3/10/22)
- 111 -- SIU Edwardsville (11/26/10)
- 110 -- North Dakota (11/7/23)
- 110 -- Maryland (2/10/22)
- 110 -- Savannah State (12/22/18)

## Fewest Points Allowed

- 36 -- Howard (11/15/12)
- 39 -- UNC Wilmington (11/8/13)
- 39 -- Northern Iowa (12/7/10)
- 40 -- Louisiana Monroe (11/16/10)
- 41 -- Abilene Christian (11/17/13)

## Field Goals Made

- 43 -- Northwestern (3/10/22)
- 42 -- Northern Illinois (12/29/23)
- 42 -- UMBC (12/20/23)
- 42 -- Savannah State (11/13/16)
- 42 -- Central Arkansas (12/19/11)
- 41 -- North Carolina A&T (11/11/22)
- 41 -- Northern Illinois (12/13/20)
- 40 -- North Dakota (11/7/23)
- 40 -- Coppin State (11/15/15)
- 39 -- Nebraska (2/13/22)
- 39 -- Maryland (2/10/22)
- 39 -- Savannah State (12/22/18)
- 39 -- Kennesaw State (12/29/19)

## Field Goals Attempted

- 87 -- Savannah State (11/13/16)
- 84 -- Northern Illinois (12/29/23)
- 84 -- UMBC (12/20/23)
- 79 -- North Carolina A&T (11/11/22)
- 79 -- Oregon (3/18/12)
- 78 -- Minnesota (12/25/20)
- 77 -- Penn State (1/31/22)
- 77 -- Nebraska (1/7/20)
- 77 -- Nebraska (1/5/17)

## Field Goal Percentage (20 Made)

- .680 -- Illinois (1/20/19)
- .643 -- Maryland (2/8/15)
- .630 -- Indiana (1/29/12)
- .627 -- Michigan (2/5/15)
- .623 -- Abilene Christian (11/17/13)

## 3-Point Field Goals Made

- 20 -- Alabama State (11/18/21) \*
- 19 -- Northwestern (3/10/22)
- 19 -- Maryland (2/10/22)
- 19 -- Savannah State (12/22/18)
- 18 -- Southern (11/7/24)**
- 18 -- Savannah State (11/13/16)
- 17 -- North Carolina (12/8/20)
- 17 -- Michigan State (2/25/23)

## 3-Point Field Goals Attempted

- 44 -- Alabama State (11/18/21) \*
- 43 -- Nebraska (3/4/21)
- 43 -- Savannah State (11/13/16)
- 42 -- Savannah State (12/22/18)
- 40 -- Southern (11/7/24)**
- 40 -- North Carolina (12/8/20)

## 3-Point FG Percentage (10 Made)

- .714 (15-21) Illinois (11/20/19)
- .655 (19-29) Northwestern (3/10/22)
- .632 (12-19) Wisconsin (2/18/21)
- .619 (13-21) Northern Illinois (11/17/11)
- .615 (16-26) Maryland (2/25/17)

## Free Throws Made

- 39 -- Indiana (2/21/17)
- 38 -- Omaha (11/10/13)
- 35 -- NC Central (11/16/21)
- 34 -- Green Bay (11/11/18)
- 34 -- Illinois (2/28/18)
- 33 -- Illinois (1/11/18)

## Free Throws Attempted

- 49 -- Omaha (11/10/13)
- 47 -- Indiana (2/21/17)
- 46 -- Arkansas State (11/17/23)
- 45 -- Green Bay (11/11/18)
- 43 -- UM Eastern Shore (11/14/13)
- 43 -- Michigan State (1/28/14)
- 41 -- NC Central (11/16/21)
- 41 -- Illinois (2/28/18)

## Free Throw Percentage (10 Made)

- 1.000 (18-18) at Michigan (1/27/24)
- 1.000 (15-15) Illinois (3/8/20)
- 1.000 (15-15) Virginia (3/27/13)
- 1.000 (13-13) Purdue (12/28/16)
- .944 (17-18) Purdue (1/27/22)
- .933 (14-15) Iowa State (12/9/21)
- .929 (26-28) North Florida (12/22/14)
- .926 (25-27) Rutgers (3/11/22)
- .926 (25-27) Penn State (2/28/15)

## Most Rebounds

- 57 -- Western Illinois (12/3/20)
- 57 -- Md. Eastern Shore (11/14/13)
- 56 -- UNC Wilmington (11/8/13)
- 56 -- Brown (12/3/11)
- 56 -- SC State (12/19/12)
- 55 -- Minnesota (12/25/20)

## Most Assists

- 34 -- Northern Illinois (12/29/17)
- 33 -- UMBC (12/20/23)
- 33 -- Savannah State (11/13/16)
- 32 -- Central Arkansas (12/19/11)
- 31 -- Coppin State (11/15/15)
- 30 -- Nebraska (1/12/24)
- 30 -- Savannah State (12/22/18)

## Most Steals

- 19 -- SIU Edwardsville (11/26/10)
- 16 -- UMBC (12/6/14)
- 15 -- Northern Illinois (12/29/23)
- 15 -- Indiana (1/13/22)
- 15 -- Western Michigan (11/22/21)
- 15 -- Rutgers (1/31/17)
- 15 -- Kennesaw State (12/29/19)
- 14 -- Maryland (1/19/17)
- 14 -- Marquette (11/19/15)
- 14 -- Penn (11/22/13)
- 14 -- Idaho St (12/4/10)
- 14 -- Chicago St (11/11/11)

## Most Blocked Shots

- 14 -- Drake (12/19/15) \*
- 13 -- Illinois (3/5/13)
- 12 -- UNC Wilmington (11/8/13)
- 12 -- Northern Illinois (11/26/14)
- 11 -- Michigan State (12/29/15)
- 10 -- Penn State (2/15/14)
- 10 -- UT-Pan American (11/9/12)
- 10 -- Texas A&M-Commerce (11/4/24)

## Fewest Turnovers

- 3 -- Indiana (1/30/24)
- 3 -- Temple (3/18/16)
- 3 -- Drake (12/19/15)
- 4 -- UMBC (12/20/23)
- 4 -- North Carolina A&T (11/11/22)
- 4 -- Illinois (12/6/21)
- 4 -- Virginia (11/29/21)
- 4 -- Michigan (11/7/16)
- 4 -- Northwestern (2/15/15)

\* -- denotes school record

## INDIVIDUAL

## Most Points:

- 44 -- Luka Garza at Michigan (12/6/19)
- 42 -- Peter Jok vs. Memphis (11/26/16)
- 41 -- Luka Garza vs. Southern (11/27/20)
- 38 -- Luka Garza at Indiana (2/13/20)
- 37 -- Keegan Murray vs. Nebraska (2/13/22)
- 36 -- Luka Garza vs. Oregon (3/22/21)
- 35 -- Keegan Murray vs. Maryland (1/3/22)
- 35 -- Keegan Murray vs. Utah State (12/18/21)
- 35 -- Luka Garza vs. Western Illinois (12/3/20)
- 35 -- Peter Jok vs. Indiana (2/21/17)

## Field Goals Made

- 17 -- Luka Garza at Michigan (12/6/19)
- 15 -- Keegan Murray vs. Nebraska (2/13/22)
- 14 -- Keegan Murray vs. Maryland (1/3/22)
- 14 -- Luka Garza vs. Oregon (3/22/21)
- 14 -- Luka Garza vs. Southern (11/27/20)
- 14 -- Luka Garza at Indiana (2/13/20)
- 13 -- Kris Murray vs. Omaha (11/21/22)
- 13 -- Keegan Murray vs. W. Illinois (12/29/21)
- 13 -- Keegan Murray vs. Utah State (12/18/21)
- 13 -- Luka Garza vs. Minnesota (1/10/21)
- 13 -- Luka Garza vs. Iowa State (12/11/20)
- 13 -- Luka Garza vs. Western Illinois (12/3/20)
- 13 -- Luka Garza vs. Penn State (1/4/20)

## Field Goals Attempted

- 32 -- Luka Garza at Michigan (12/6/19)
- 28 -- Luka Garza vs. Penn State (2/29/20)
- 27 -- Luka Garza at Minnesota (12/25/20)
- 27 -- Kris Murray at Minnesota (2/12/23)
- 24 -- Devyn Marble vs. Wisconsin (1/5/14)
- 24 -- Peter Jok vs. Nebraska (1/5/17)

## 3-Point FG Made

- 10 -- Jordan Bohannon at Maryland (2/10/22) \*
- 8 -- Keegan Murray vs. Indiana (3/12/22)
- 8 -- Jordan Bohannon vs. Nebraska (3/4/21)
- 8 -- Peter Jok vs. Memphis (11/26/16)
- 8 -- Jordan Bohannon vs. Maryland (2/25/17)
- 7 -- Jordan Bohannon vs. N. Carolina (12/8/20)
- 7 -- Jordan Bohannon vs. N'western (2/25/18)
- 7 -- Jordan Bohannon vs. Notre Dame (11/29/16)
- 7 -- Jordan Bohannon vs. TCU (3/19/17)
- 7 -- Devyn Marble vs. Oregon (3/18/12)
- 7 -- Matt Gatens vs. Wisconsin (2/23/12)
- 7 -- Matt Gatens vs. Indiana (2/19/12)
- 7 -- Payton Sandfort vs. Kansas State (3/19/24)

## 3-Point Field Goals Attempted

- 16 -- Jordan Bohannon at Maryland (2/10/22)
- 16 -- Jordan Bohannon vs. N. Carolina (12/8/20)
- 15 -- Jordan Bohannon at Notre Dame (12/3/16)
- 14 -- Jordan Bohannon at Syracuse (12/3/19)
- 14 -- Jordan Bohannon vs. Savannah St. (12/22/18)
- 14 -- Jordan Bohannon vs. N'western (2/25/18)
- 13 -- Kris Murray vs. Michigan (1/12/23)
- 13 -- Kris Murray vs. Nebraska (3/5/23)

## Free Throws Made

- 22 -- Peter Jok vs. Indiana (2/21/17) \*
- 18 -- Payton Sandfort vs. Penn State (2/27/24)
- 15 -- Tony Perkins vs. Indiana (2/4/23)
- 14 -- Roy Devyn Marble vs. UNI (12/15/12)
- 14 -- Aaron White vs. Texas (11/20/14)
- 13 -- Tyler Cook vs. UAB (11/22/17)
- 13 -- Aaron White vs. Wisconsin (1/19/13)

## Most Rebounds:

- 21 -- Keegan Murray vs. N.C. Central (11/16/21)
- 20 -- Kris Murray vs. Georgia Tech (11/29/22)
- 18 -- Keegan Murray vs. N'western (2/28/22)
- 18 -- Luka Garza vs. Wisconsin (1/27/20)
- 18 -- Luka Garza at Nebraska (1/7/20)
- 18 -- Adam Woodbury vs. Wisconsin (2/24/16)
- 17 -- Luka Garza at Minnesota (12/25/20)
- 17 -- Aaron White vs. Iowa State (12/13/13)

## Most Assists

- 15 -- Tony Perkins vs. Nebraska (1/12/24)
- 14 -- Tony Perkins vs. Northwestern (3/2/24)
- 14 -- Jordan Bohannon vs. Minnesota (11/10/21)
- 13 -- Jordan Bohannon vs. TCU (3/19/17)
- 13 -- Connor McCaffery vs. Ohio State (2/16/23)
- 12 -- Brock Harding vs. UMBC (12/20/23)
- 12 -- Mike Gesell vs. Minnesota (2/14/16)
- 12 -- Mike Gesell vs. Coppin State (11/15/15)
- 11 -- Joe Toussaint vs. Alabama St (11/18/21)
- 11 -- Jordan Bohannon vs. Wisconsin (1/23/18)
- 11 -- Jordan Bohannon vs. South Dakota (3/15/17)
- 11 -- Mike Gesell vs. Michigan (3/5/16)
- 11 -- Devyn Marble vs. Wisconsin (2/22/14)
- 11 -- Bryce Cartwright vs. Dayton (3/13/12)

## Most Steals

- 7 -- Eric May vs. SIUE (11/26/10)
- 6 -- Joe Toussaint at Maryland (1/7/21)
- 6 -- Jordan Bohannon vs. Pitt (11/27/18)
- 6 -- Roy Devyn Marble vs. Penn (11/22/13)
- 6 -- Eric May at Wake Forest (11/30/10)
- 5--Drew Thelwell vs. Rider (11/19/24)**
- 5 -- Joe Toussaint vs. Kennesaw St (12/29/19)
- 5 -- Nicholas Baer vs. Drake (12/16/17)
- 5 -- Isaiah Moss vs. Indiana (3/9/17)
- 5 -- Jarryd Cole at Mich St (3/2/11)
- 5 -- Matt Gatens vs. Idaho St (12/4/10)
- 5 -- Aaron White vs. North Florida (12/22/14)
- 5 -- Mike Gesell at Penn State (2/28/15)
- 5 -- Filip Rebraca vs. Eastern Illinois (12/21/22)
- 5 -- Patrick McCaffery at Purdue (2/9/23)

## Most Blocks

- 7 -- Melsahn Basabe vs. Iowa St (12/10/10)
- 7 -- Gabriel Olaseni vs. Illinois (3/5/13)
- 6 -- Nicholas Baer at Nebraska (1/5/17)
- 6 -- Jarrod Uthoff vs. Minnesota (2/14/16)
- 6 -- Jarrod Uthoff vs. Michigan State (12/29/15)
- 6 -- Nicholas Baer vs. Drake (12/19/15)
- 6 -- Melsahn Basabe vs. Ohio State (1/4/11)

## 2024-25 IOWA MEN'S BASKETBALL \ \ BOX SCORES

@IOWAKOOPS

1

## IOWA 89, EAST TEXAS A&amp;M 67

Nov. 4, 2024 | Iowa City, Iowa | Carver-Hawkeye Arena

Official Basketball Box Score - Final  
Tex. A&M-Commerce at Iowa  
11/04/24 Carver-Hawkeye Arena, Iowa City, Iowa  
2024-25 Men's BasketballGame Time: 7:01 PM  
Game Duration: 1:47  
Attendance: 7,879

Officials: Tim Comer, Tairi Lucas, Bill Jacobson

Tex. A&amp;M-Commerce - 67

Record: 0-1

NO.	Name	Min	FG	3P	FT	Rebounds	Fouls	TP	AS	TO	ST	Blocks	+/-
			M.A.	M.A.	M.A.	OR DR TOT	PF PD					BS BA	
10	Camerin James	F 21:17	2-6	0-1	1-2	1 5 6	2 1	5	0	0	0	0	-2
24	Josh Taylor	F 20:28	2-3	0-0	0-0	3 3 6	1 4	4	1	1	0	2	-14
1	Scooter Williams Jr.	G 25:45	5-14	1-5	0-0	2 2 4	2 0	11	4	3	2	4	-20
2	Evan Phelps	G 24:18	4-4	1-1	0-2	1 1 2	3 9	0	3	2	0	0	-26
11	Khalid Abdul-Mateen	G 30:50	5-14	2-10	0-0	1 1 3	3 0	12	1	3	0	0	-22
5	Tay Mosher	19:32	3-4	1-2	0-0	1 4 5	2 0	7	1	4	1	0	-8
23	Demarco Bethea	17:12	3-4	0-0	0-0	1 3 4	2 1	6	0	4	0	0	-17
0	TJ Thomas	14:40	1-4	0-1	1-1	0 0 0	1 2	3	1	2	0	0	-7
8	Yusef Sali	12:35	1-3	1-2	0-0	0 1 1	1 1	3	2	4	0	0	-1
3	Mykol Sanchez-Vega	06:45	0-1	0-0	0-0	0 1 1	1 0	0	0	0	0	0	-12
4	Chris Adlam	03:19	2-3	1-2	0-0	1 0 1	1 0	5	0	0	0	1	-7
21	KC Ugwuakazi	03:19	1-2	0-0	0-1	1 0 1	0 1	2	2	0	0	0	-7
Team						2 3 5	0	0	0	0	0	0	
Totals			29-62	7-24	2-6	12 24 36	16 13	67	12	24	5	5	-22

Technical Fouls: NONE

Shooting By Period		
1 <sup>st</sup> FG%	15-31	48.4%
3PT%	5-15	33.3%
FT%	0-0	0%
2 <sup>nd</sup> FG%	14-31	45.2%
3PT%	2-9	22.2%
FT%	2-6	33.3%
GM FG%	29-62	46.8%
3PT%	7-24	29.2%
FT%	2-6	33.3%

Dead Ball Rebounds: 1, 0

Iowa - 89

Record: 1-0

NO.	Name	Min	FG	3P	FT	Rebounds	Fouls	TP	AS	TO	ST	Blocks	+/-
			M.A.	M.A.	M.A.	OR DR TOT	PF PD					BS BA	
13	Ladji Dembele	F 16:01	2-5	0-1	0-0	2 1 3	3 1	4	0	1	0	0	9
20	Payton Sandfort	F 31:38	7-14	4-9	2-2	3 8 11	1 3	20	7	3	1	3	31
32	Owen Freeman	F 22:03	6-10	0-0	3-5	4 0 9	2 5	15	1	1	3	3	29
2	Brock Harding	G 21:48	2-8	1-1	3-4	0 0 0	0 2	8	6	1	3	1	-1
4	Josh Dix	G 29:21	4-10	1-5	1-1	2 0 2	1 1	10	3	2	1	1	23
8	Cooper Koch	18:24	2-3	1-1	1-2	0 2 2	1 1	6	1	0	1	0	0
24	Pryce Sandfort	18:54	4-10	3-9	2-2	1 2 3	0 2	13	0	1	1	2	18
0	Even Brauns	17:02	1-2	0-0	1-2	1 0 1	3 1	3	2	2	1	0	1
3	Drew Thelwell	17:21	4-6	0-1	2-2	0 1 1	1 1	10	2	1	1	0	25
14	Carter Kingsbury	07:45	0-1	0-1	0-0	0 2 2	0 1	0	0	1	0	0	-3
3	Chris Tajpo	05:18	0-1	0-1	0-0	0 1 1	0 0	0	0	1	0	0	-2
44	Riley Mulvey	03:19	0-0	0-0	0-0	0 0 0	1 0	0	0	0	0	0	-7
10	Jacob Koch	00:51	0-0	0-0	0-0	0 0 0	0 0	0	1	0	0	0	-2
Team						3 3 6	0	0	0	0	0	0	
Totals			32-70	10-29	15-20	17 24 41	13 18	89	23	14	13	5	22

Technical Fouls: NONE

Shooting By Period		
1 <sup>st</sup> FG%	14-32	43.8%
3PT%	5-15	33.3%
FT%	9-13	69.2%
2 <sup>nd</sup> FG%	18-38	47.4%
3PT%	5-14	35.7%
FT%	6-7	85.7%
GM FG%	32-70	45.7%
3PT%	10-29	34.5%
FT%	15-20	75.0%

Dead Ball Rebounds: 2, 0

	TAMC	IOWA
Biggest lead	2 (1 <sup>st</sup> 13:20)	29 (2 <sup>nd</sup> 3:42)
Best Scoring Run	5 (1 <sup>st</sup> 13:20)	13 (2 <sup>nd</sup> 11:32)
Lead Changes	8	6
Times Tied	2	0
Time with Lead	01:53	35:12

Points from Turnovers	TAMC	IOWA
Paint	44	36
Second Chance	15	19
Fast Breaks	6	18
Bench	26	32

Period by Period Scoring	1st	2nd	TOT
TAMC	35	32	67
IOWA	42	47	89

3

## IOWA 96, SOUTH DAKOTA 77

Nov. 12, 2024 | Iowa City, Iowa | Carver-Hawkeye Arena

Official Basketball Box Score - Final  
South Dakota at Iowa  
11/12/24 Carver-Hawkeye Arena, Iowa City, Iowa  
2024-25 Men's BasketballGame Time: 8:04 PM  
Game Duration: 1:44  
Attendance: 7,609

Officials: Earl Walton, Michael Irving, Scott Brown

South Dakota - 77

Record: 3-1

NO.	Name	Min	FG	3P	FT	Rebounds	Fouls	TP	AS	TO	ST	Blocks	+/-
			M.A.	M.A.	M.A.	OR DR TOT	PF PD					BS BA	
54	Cameron Fens	C 21:21	2-3	0-0	3-4	3 4 7	3 2	7	0	4	1	0	-15
1	Kaleb Stewart	G 29:28	11-19	4-10	0-1	1 1 2	1 1	26	2	0	2	0	-19
3	Max Burchill	G 19:54	2-4	1-2	0-0	3 0 3	2 2	5	2	1	1	0	-21
9	Chase Forte	G 20:35	2-9	1-4	0-0	1 1 2	3 3	5	1	2	1	1	-9
23	Paul Bruns	G 28:40	1-8	0-5	1-2	2 3 5	0 2	3	1	1	0	0	-16
11	Quandre Bullock	G 22:14	3-6	2-5	0-1	2 5 7	1 1	8	3	2	0	0	-5
12	Isaac Bruns	18:28	4-7	1-4	2-2	0 4 4	1 1	11	0	1	0	0	-1
32	Ashton Smith	14:40	2-5	0-0	0-0	1 0 1	2 1	4	0	1	0	0	-3
2	Shey Eberwein	18:20	3-7	1-2	1-4	0 3 3	2 3	8	1	0	0	1	-10
0	Mayum Buom	03:59	0-0	0-0	0-0	0 1 1	0 0	0	0	0	1	0	-1
15	Jevon Hill	01:28	0-0	0-0	0-0	0 0 0	0 0	0	0	0	0	0	-4
25	Jalen Hayes	00:53	0-0	0-0	0-0	0 0 0	0 0	0	0	0	0	0	-1
Team						1 1 2	0	0	1	0	0	0	
Totals			30-68	10-32	7-14	14 23 37	15 16	77	10	13	6	2	-19

Technical Fouls: NONE

Shooting By Period		
1 <sup>st</sup> FG%	14-36	38.9%
3PT%	5-19	26.3%
FT%	3-5	60%
2 <sup>nd</sup> FG%	16-32	50.0%
3PT%	5-13	38.5%
FT%	4-9	44.4%
GM FG%	30-68	44.1%
3PT%	10-32	31.3%
FT%	7-14	50.0%

Dead Ball Rebounds: 2, 0

Iowa - 96

Record: 3-0

NO.	Name	Min	FG	3P	FT	Rebounds	Fouls	TP	AS	TO	ST	Blocks	+/-
			M.A.	M.A.	M.A.	OR DR TOT	PF PD					BS BA	
13	Ladji Dembele	F 22:24	5-8	1-2	0-0	4 4 8	3 0	11	1	0	0	0	22
20	Payton Sandfort	F 19:05	4-10	2-3	2-2	0 4 4	5 1	12	2	3	0	0	18
24	Pryce Sandfort	F 24:44	3-6	1-4	1-2	0 0 0	1 1	8	0	1	0	0	18
2	Brock Harding	G 22:12	2-3	1-2	0-1	1 1 2	2 2	5	6	5	2	0	-11
4	Josh Dix	G 27:13	8-10	5-6	2-2	1 3 4	2 4	23	5	1	0	0	19
7	Seydou Traore	22:12	5-9	2-5	0-0	0 4 4	0 1	12	1	0	0	2	4
0	Even Brauns	05:55	0-0	0-0	0-0	0 1 1	1 0	0	0	1	0	0	-1
3	Drew Thelwell	25:16	4-7	1-4	2-3	1 4 5	0 2	11	6	1	1	1	10
8	Cooper Koch	16:22	3-9	0-4	2-2	1 4 5	2 3	8	0	0	0	0	1
14	Carter Kingsbury	04:48	0-1	0-1	0-0	0 0 0	0 0	0	0	0	0	0	-9
44	Riley Mulvey	08:21	2-3	0-0	0-0	1 4 5	0 1	4	0	0	0	0	3
10	Jacob Koch	01:28	1-2	0-0	0-0	1 0 1	0 0	2	0	0	0	0	-4
Team						1 0 1	0	0	0	0	0	0	
Totals			37-68	13-31	9-12	11 29 40	16 15	96	21	10	5	3	25

Technical Fouls: NONE

Shooting By Period		
1 <sup>st</sup> FG%	15-34	44.1%
3PT%	8-20	40.0%
FT%	4-5	80%
2 <sup>nd</sup> FG%	22-34	64.7%
3PT%	5-11	45.5%
FT%	5-6	83.3%
GM FG%	37-68	54.4%
3PT%	13-31	41.9%
FT%	9-12	75.0%

Dead Ball Rebounds: 0, 0

	USD	IOWA
Biggest lead	1 (1 <sup>st</sup> 19:33)	23 (2 <sup>nd</sup> 6:23)
Best Scoring Run	7 (1 <sup>st</sup> 0:58)	13 (2 <sup>nd</sup> 15:26)
Lead Changes	1	0
Times Tied	2	0
Time with Lead	00:13	38:37

Points from Turnovers	USD	IOWA
Paint	10	18
Second Chance	11	13
Fast Breaks	9	15
Bench	31	37

Period by Period Scoring	1st	2nd	TOT
USD	36	41	77
IOWA	42	54	96

2

## IOWA 89, SOUTHERN U 74

Nov. 7, 2024 | Iowa City, Iowa | Carver-Hawkeye Arena

Official Basketball Box Score - Final  
Southern U. at Iowa  
11/07/24 Carver-Hawkeye Arena, Iowa City  
2024-25 Men's BasketballGame Time: 7:00 PM  
Game Duration: 1:48  
Attendance: 8,105

Officials: Jeffrey Anderson, Doug Simmons, Andy O'Brien

Southern U. - 74

Record: 0-2

NO.	Name	Min	FG	3P	FT	Rebounds	Fouls	TP	AS	TO	ST	Blocks	+/-
			M.A.	M.A.	M.A.	OR DR TOT	PF PD					BS BA	
0	Brentay Noel	F 19:54	4-8	1-2	1-2	2 0 2	0 2	10	0	0	2	0	-19
1	DaMarie Jones	F 18:14	4-6	0-0	2-3	3 4 7	1 3	10	0	0	1	1	-26
23	Dionjah Thomas	F 10:55	2-4	0-0	0-2	1 0 1	3 2	4	0	2	0	0	-6
10	Michael Jacobs	G 20:14	2-5	0-0	3-4	1 3 4	1 3	7	6	0	0	0	-2
22	Tidiane Dioumassi	G 30:44	4-10	1-3	0-0	0 5 5	2 0	9	2	6	1	0	-11
24	PJ Dobul	05:44	0-2	0-1	0-0	0 1 1	0 0	0	0	0	0	0	-8
3	Cam Amboree	25:16	3-8	3-7	0-0	0 3 3	2 2	9	4	2	3	0	-24
11	Jordan Johnson	13:53	1-5	0-4	0-0	0 0 0	0 0	2	1	0	2	0	-2
12	AJ Barnes	14:54	7-11	0-0	0-2	2 1 3	2 1	14	1	1	0	0	11
4	Derrick Tezeno	17:51	2-3	0-0	0-2	0 7 7	1 1	4	1	0	0	0	1

5

IOWA 83, RIDER 58

Nov. 19, 2024 | Iowa City, Iowa | Carver-Hawkeye Arena

6

Iowa vs. Utah State

Nov. 22, 2024 | Kansas City, Mo. | T-Mobile Center

NCAA

<

7

USC UPSTATE at IOWA

Nov. 26, 2024 | Iowa City, Iowa | Carver-Hawkeye Arena

8

NORTHWESTERN at IOWA

Dec. 3, 2024 | Iowa City, Iowa | Carver-Hawkeye Arena

Game Records

Record	Overall	Home	Away	Neutral
ALL GAMES	5-0	4-0	0-0	1-0
CONFERENCE	0-0	0-0	0-0	0-0
NON-CONFERENCE	5-0	4-0	0-0	1-0

Score by Periods

Team	1st	2nd	OT	TOT
Iowa	205	228	0	433
Opponents	170	172	0	342

Team Box Score

No.	Player				Total		3-Point		F-Throw		Rebounds													
		GP-GS	MIN	AVG	FG-FGA	FG%	3FG-3FGA	3FG%	FT-FTA	FT%	OFF	DEF	TOT	AVG	PF	DQ	A	TO	BLK	STL	PTS	AVG		
20	SANDFORT, Payton	5-5	149:36	29.9	31-68	.456	14-40	.350	13-17	.765	5	30	35	7.0	14	1	21	16	4	4	89	17.8		
32	FREEMAN, Owen	4-4	97:47	24.4	28-47	.596	1-3	.333	13-19	.684	12	21	33	8.3	9	0	5	9	8	4	70	17.5		
4	DIX, Josh	4-4	116:01	29.0	17-33	.515	8-18	.444	7-7	1.000	3	6	9	2.3	4	0	16	6	3	5	49	12.3		
24	SANDFORT, Pryce	5-2	113:08	22.6	19-38	.500	13-31	.419	7-9	.778	2	12	14	2.8	6	0	1	1	2	3	58	11.6		
7	TRAORE, Seydou	3-0	69:29	23.2	11-27	.407	2-8	.250	5-8	.625	5	8	13	4.3	3	0	2	1	4	2	29	9.7		
3	THELWELL, Drew	5-0	114:11	22.8	15-28	.536	6-16	.375	6-9	.667	1	9	10	2.0	2	0	20	6	2	12	42	8.4		
2	HARDING, Brock	5-5	101:58	20.4	10-25	.400	5-8	.625	4-7	.571	2	5	7	1.4	7	0	27	10	1	10	29	5.8		
13	DEMBELE, Ladj	5-5	108:30	21.7	12-27	.444	3-10	.300	2-2	1.000	12	13	25	5.0	12	0	4	3	2	2	29	5.8		
8	KOCH, Cooper	5-0	71:32	14.3	8-16	.500	4-9	.444	4-8	.500	2	11	13	2.6	8	0	3	0	1	1	24	4.8		
44	MULVEY, Riley	3-0	13:04	4.4	2-3	.667	0-0	.000	0-0	.000	1	5	6	2.0	1	0	0	0	0	0	4	1.3		
0	BRAUNS, Even	5-0	20:02	4.0	1-3	.333	0-0	.000	3-6	.500	1	2	3	0.6	4	0	2	3	0	1	5	1.0		
14	KINGSBURY, Carter	3-0	15:40	5.2	1-3	.333	1-3	.333	0-0	.000	0	2	2	0.7	0	0	0	1	0	0	3	1.0		
10	KOCH, Jacob	3-0	03:43	1.2	1-3	.333	0-0	.000	0-0	.000	1	0	1	0.3	0	0	1	0	0	0	2	0.7		
34	TADJO, Chris	1-0	05:18	5.3	0-1	.000	0-1	.000	0-0	.000	0	1	1	1.0	0	0	0	1	0	0	0	0.0		
Team											6	9	15											
Total		5	1000		156-322	.484	57-147	.388	64-92	.696	53	134	187	37.4	70	1	102	57	27	44	433	86.6		
Opponents		5	1000		139-315	.441	29-119	.244	35-60	.583	56	131	187	37.4	89	2	60	86	16	33	342	68.4		

Team Statistics

	IOWA	OPP
Scoring	433	342
Points per game	86.6	68.4
Scoring margin	+18.2	-
Field goals-att	156-322	139-315
Field goal pct	.484	.441
3 point fg-att	57-147	29-119
3-point FG pct	.388	.244
3-pt FG made per game	11.4	5.8
Free throws-att	64-92	35-60
Free throw pct	.696	.583
F-Throws made per game	12.8	7.0
Rebounds	187	187
Rebounds per game	37.4	37.4
Rebounding margin	0.0	-
Assists	102	60
Assists per game	20.4	12.0
Turnovers	57	86
Turnovers per game	11.4	17.2
Turnover margin	+5.8	-
Assist/turnover ratio	1.8	0.7
Steals	44	33
Steals per game	8.8	6.6
Blocks	27	16
Blocks per game	5.4	3.2
Winning streak	5	-
Home win streak	4	-
Attendance	30751	0
Home games-Avg/Game	4-7688	0-0
Neutral site-Avg/Game	-	1-8488

Team Results

Date	Opponent		Score	Att.
11/04/2024	East Texas A&M	W	89-67	7879
11/07/2024	Southern U.	W	89-74	7393
11/12/2024	South Dakota	W	96-77	7628
11/15/2024	vs Washington St.	W	76-66	8488
11/19/2024	Rider	W	83-58	7851