

IOWA HAWKEYES[®]

2024-25 MEN'S BASKETBALL

3 FINAL FOURS 8 BIG TEN CHAMPIONSHIPS 3 BIG TEN TOURNAMENT TITLES 29 NCAA TOURNAMENTS

HAWKEYES	11-4	2-2	--/--	50/48/51		vs.		HOOSIERS
	OVERALL	B1G	RANKINGS (AP/COACHES)	NET/BPI/KENPOM				
	FRAN McCAFFERY	291-195	RECORD at IOWA (15TH SEASON)	MIKE WOODSON				
				HEAD COACH				

2024-25 SCHEDULE

(11-4 OVERALL | H: 9-1 | A: 0-2 | N: 2-1)

Date	UI	Opp.	Rank	Rank	Opponent	TV	Time/Result
Nov. 4	-	-	-	-	# East Texas A&M	B1G+	W, 89-67
Nov. 7	-	-	-	-	# Southern	B1G+	W, 89-74
Nov. 12	-	-	-	-	# South Dakota	BTN	W, 96-77
Nov. 15	-	-	-	-	! vs. Washington St.	BTN	W, 76-66
Nov. 19	-	-	-	-	Rider	B1G+	W, 83-58
Nov. 22	-	-	-	-	^ vs. Utah State	BTN	L, 69-77
Nov. 26	-	-	-	-	USC Upstate	BTN	W, 110-77
Dec. 3	-	-	-	-	*Northwestern	Peacock	W, 80-79
Dec. 7	-	RV	-	-	*at Michigan	FS1	L, 83-85
Dec. 12	-	-	3	-	+Iowa State	FS1	L, 80-89
Dec. 15	-	-	-	-	New Orleans	BTN	W, 104-57
Dec. 21	-	-	-	-	& vs. Utah	BTN	W, 95-88
Dec. 30	-	-	-	-	New Hampshire	BTN	W, 112-70
Jan. 3	-	-	-	-	*at Wisconsin	FS1	L, 85-116
Jan. 7	-	RV	-	-	*Nebraska	Peacock	W, 98-87 (OT)
Jan. 11	-	RV	-	-	*Indiana	FOX	7 p.m.
Jan. 14	-	-	-	-	*at USC	FS1	9:30 p.m.
Jan. 17	-	-	-	-	*at UCLA	FS1	8 p.m.
Jan. 21	-	-	-	-	*Minnesota	BTN	8 p.m.
Jan. 24	-	-	-	-	*Penn State	FS1	8 p.m.
Jan. 27	-	-	-	-	*at Ohio State	FS1	7 p.m.
Feb. 4	-	-	-	-	*Purdue	Peacock	6 p.m.
Feb. 8	-	-	-	-	*Wisconsin	NBC	Noon
Feb. 12	-	-	-	-	*at Rutgers	BTN	5:30 p.m.
Feb. 16	-	-	-	-	*at Maryland	FS1	4 p.m.
Feb. 19	-	-	-	-	*Oregon	BTN	7:30 p.m.
Feb. 22	-	-	-	-	*Washington	FS1	3 p.m.
Feb. 25	-	-	-	-	*at Illinois	FS1	8 p.m.
Feb. 28	-	-	-	-	*at Northwestern	FS1	8 p.m.
March 6	-	-	-	-	*Michigan State	FS1	7 p.m.
March 9	-	-	-	-	*at Nebraska	FOX	11:30 a.m.
March 12-16	-	-	-	-	% at Big Ten Tournament	TBA	TBA

INDIANA at IOWA \ JAN. 11, 2025 \ 7:05 P.M. (CT)

GAME 16

Arena: Carver-Hawkeye Arena (14,998)	LiveStats: Iowa.Statbroadcast.com
TV: FOX	Series Record: Indiana leads 107-82
Talent: Cory Provus (pbp), LaPhonso Ellis (color)	Last Meeting: Indiana won 74-68 on 1/30/24 in Bloomington
Radio: Hawkeye Radio Network	
Gary Dolphin (pbp), Bobby Hansen (color)	

TIPOFF

- The Hawkeyes rallied from 15 down in the second half to force overtime en route to a 97-87 victory over Nebraska on Tuesday in Iowa City. Iowa has come from behind to win four games this season when trailing in the second half.
- 30x2... junior Josh Dix (31 points, 7 3s) and Payton Sandfort (30, 6 3s) combined for 61 points and 13 3s as they became the first Hawkeye duo since 2022 (Jordan Bohannon (30), Keegan Murray (30), at Maryland) to both score 30+ in a single game.
- The duo is the first Division I teammates with 30 points and six 3-pointers in the same game in five years and the first high major teammates to do it since Notre Dame's Ben Hansborough and Tim Abromaitis in 2011.
- Dix became the first major conference player to finish with at least 31 points, six rebounds, seven assists, four steals and one block (in 44:38 minutes) since LSU's Ben Simmons on Dec. 2, 2015. He is only the 12th Division I player with at least that stat line in the last 20 years.
- The Hawkeyes have shot better than 50 percent from the floor in seven victories and better than 60 percent three times, including a season-best 62.7 percent in the win over New Orleans on Dec. 15. The team is unbeaten when shooting at least 50 percent from the field.
- Sophomore Owen Freeman is third in the Big Ten and 12th nationally with a 63.2 field goal percentage, averaging a team-best 16.7 points per game. He is the only Hawkeye to score in double figures in every game he has played.
- In four Big Ten games, Josh Dix is tied for second in the league, averaging 21.3 points, 5.3 rebounds, 2.5 assists and 1.5 blocks. He is shooting 60 percent from the field, 53.8 percent from 3-point range and is 5-for-5 from the free throw line.
- Iowa is leading the Big Ten and is second nationally, averaging 89.9 points per game. The team's 50.7 field goal percentage is second-best in the league (eighth in country).
- The Hawkeyes have made at least eight 3-point field goals in 14 games, including 10+ in eight contests. Iowa made 18 in the win over Southern -- the most since 2022 -- and 17 in the win over Nebraska. Iowa is tops in the Big Ten (13th nationally), averaging 10.8 per game.
- Iowa is leading the Big Ten in assists (19.9, 4rd in NCAA) and assist-to-turnover ratio (1.94, 4th in NCAA). The team has had 20+ assists in seven games.
- Graduate guard Drew Thelwell missed Tuesday's game against Nebraska because of injury. He is the eighth different player to miss a game this season.

NET METRICS

Quad 1	_____	0-4
Quad 2	_____	4-0
Quad 3	_____	0-0
Quad 4	_____	7-0
WAB	_____	41






All times Central and subject to change. | AP Ranking | # Kenny Arnold Classic | ! Played at Vibrant Arena (Moline, Ill.) | ^ Game played at T-Mobile Center (Kansas City, Mo.) | + Iowa Corn Cy-Hawk Series | & Game played at Sanford Pentagon (Sioux Falls, S.D.) | * Big Ten Conference contest | % Played at Gainbridge Fieldhouse (Indianapolis)

IOWA COMMUNICATIONS

JAMES ALLAN (MBB CONTACT)
DIRECTOR, ATHLETICS STRATEGIC COMMUNICATIONS
 Email: james-allan@uiowa.edu
 Cell: 319-530-5792



PROBABLE STARTERS

				
2 • BROCK HARDING G • 6-0 • 165 • So.	3 • DREW THELWELL G • 6-3 • 195 • Gr.	4 • JOSH DIX G • 6-6 • 210 • Jr.	20 • PAYTON SANDFORT F • 6-8 • 215 • Sr.	32 • OWEN FREEMAN F • 6-10 • 245 • So.
MIN: 25.4	MIN: 24.9	MIN: 30.2	MIN: 30.3	MIN: 25.4
PPG: 9.7	PPG: 10.1	PPG: 14.8	PPG: 16.5	PPG: 16.7
FG%: .447	FG%: .567	FG%: .564	FG%: .403	FG%: .632
ASST: 5.9	3PT%: .410	3PT%: .455	3PT%: .345	REB: 6.3
STL: 1.9	ASST: 3.2	ASST: 3.0	REB: 5.8	BLK: 2.1

NUMERICAL ROSTER

No.	Name	Pos.	Ht.	Wt.	Yr.	Exp.	Hometown/High School (Previous School)	Pronunciation Guide
0	Even Brauns	C	6-9	238	RS Sr.	1L	Iowa City, Iowa/Iowa City West (Belmont)	Evan
2	Brock Harding	G	6-0	165	So.	1L	Moline, Ill./Moline	
3	Drew Thelwell	G	6-3	195	Grad.	Tr.	Orlando, Fla./Master's Academy (Morehead State)	
4	Josh Dix	G	6-6	210	Jr.	2L	Council Bluffs, Iowa/Lincoln	
5	Trey Buchanan	G	6-0	185	Fr.	HS	Westfield, Ind./Westfield	
7	Seydou Traore	F	6-7	220	So.	Tr.	New York, N.Y./Saviour Lutheran (Manhattan College)	SAY-Doo Tray-Orrie
8	Cooper Koch	F	6-8	215	Fr.	HS	Peoria, Ill./Metamora Township	KOTCH
10	Jacob Koch	G	6-2	175	Fr.	HS	Iowa City, Iowa/Iowa City West	Cook
13	Ladji Dembele	F	6-8	255	So.	1L	Newark, N.J./St. Benedict's Prep	LAH-gee Dem-BELL-eh
14	Carter Kingsbury	G	6-5	225	RS Jr.	2L	Ponca, Neb./Brewster Academy (N.H.)	
20	Payton Sandfort	F	6-8	215	Sr.	3L	Waukee, Iowa/Waukee	
24	Pryce Sandfort	F	6-7	210	So.	1L	Waukee, Iowa/Waukee Northwest	
25	Luc Laketa	G	6-5	190	Sr.	3L	Concord, Mich./Hanover Horton/Winchendon (Mass.)	Luke Lah-KET-ah
32	Owen Freeman	F	6-10	245	So.	1L	Moline, Ill./Moline	
34	Chris Tadjjo	F	6-8	240	Fr.	HS	Montreal, Quebec/NBA Academy Latin America	TAJ-oh
44	Riley Mulvey	F	6-11	245	Jr.	2L	Rotterdam, N.Y./Covington	

ALPHABETICAL ROSTER

No.	Name	Pos.	Ht.	Wt.	Yr.	Exp.	Hometown/High School (Previous School)	Pronunciation Guide
0	Even Brauns	C	6-9	238	RS Sr.	1L	Iowa City, Iowa/Iowa City West (Belmont)	Evan
5	Trey Buchanan	G	6-0	185	Fr.	HS	Westfield, Ind./Westfield	
13	Ladji Dembele	F	6-8	255	So.	1L	Newark, N.J./St. Benedict's Prep	LAH-gee Dem-BELL-eh
4	Josh Dix	G	6-6	210	Jr.	2L	Council Bluffs, Iowa/Lincoln	
32	Owen Freeman	F	6-10	245	So.	1L	Moline, Ill./Moline	
2	Brock Harding	G	6-0	165	So.	1L	Moline, Ill./Moline	
14	Carter Kingsbury	G	6-5	225	RS Jr.	2L	Ponca, Neb./Brewster Academy (N.H.)	
8	Cooper Koch	F	6-8	215	Fr.	HS	Peoria, Ill./Metamora Township	KOTCH
10	Jacob Koch	G	6-2	175	Fr.	HS	Iowa City, Iowa/Iowa City West	Cook
25	Luc Laketa	G	6-5	190	Sr.	3L	Concord, Mich./Hanover Horton/Winchendon (Mass.)	Luke Lah-KET-ah
44	Riley Mulvey	F	6-11	245	Jr.	2L	Rotterdam, N.Y./Covington	
20	Payton Sandfort	F	6-8	215	Sr.	3L	Waukee, Iowa/Waukee	
24	Pryce Sandfort	F	6-7	210	So.	1L	Waukee, Iowa/Waukee Northwest	
34	Chris Tadjjo	F	6-8	240	Fr.	HS	Montreal, Quebec/NBA Academy Latin America	TAJ-oh
3	Drew Thelwell	G	6-3	195	Grad.	Tr.	Orlando, Fla./Master's Academy (Morehead State)	
7	Seydou Traore	F	6-7	220	So.	Tr.	New York, N.Y./Saviour Lutheran (Manhattan College)	SAY-Doo Tray-Orrie

SOCIAL ROSTER

No.	Name	X	Instagram
0	Even Brauns	@EvenBrauns	@evenbrauns
2	Brock Harding	@hardingbrock2	@brock.harding2
4	Josh Dix	@J0shDix	@joshdix4
5	Trey Buchanan	@TreyBuchanan03	@treysbuchanan
7	Seydou Traore	@iamseydou35	@theofficialseydou0
8	Cooper Koch	@CooperKoch44	@cooperkoch_30
10	Jacob Koch	@jacobdkoch1212	@jacobkoch12
13	Ladji Dembele	@ladji_kalilou	@lj_ladji
14	Carter Kingsbury	@CarterKingsbury	@carterkingsbury
20	Payton Sandfort	@Payton_20_	@Payton.20_
24	Pryce Sandfort	@prycesandfort	@prycesandfort
25	Luc Laketa	@LaketaLuc	@luc.laketa
32	Owen Freeman	@_OwenFreeman	@_owenfreeman
34	Chris Tadjjo	@tadjjo_chris	@t.chris_jr
44	Riley Mulvey	@MulveyRiley	@rileymulvey_

COACHING STAFF

NAME	POSITION \ YEAR AT IOWA	ALMA MATER \ YEAR
Fran McCaffery	Head Coach \ 15th year	Pennsylvania \ 1982
Sherman Dillard	Assistant Coach \ 15th year	James Madison \ 1978
Courtney Eldridge	Assistant Coach \ 9th year	UNC Greensboro \ 2015
Matt Gatens	Assistant Coach \ 3rd year	Iowa \ 2012
Tristan Spurlock	Assistant Coach, Player Development \ 3rd year	UCF \ 2014
Kyle Denning	Assistant Coach, Director, Operations \ 10th year	Iowa \ 2015
Al Seibert	General Manager/Chief of Staff \ 14th year	Fredonia State \ 1985
Lucas Pauley	Video Coordinator \ 9th year	Iowa \ 2018





HEAD COACH FRAN McCAFFERY

Fran McCaffery, who is signed through the 2028 season, is in his 15th season as the head basketball coach at the University of Iowa and his 29th year overall as a college head coach. McCaffery has reached the 20-win plateau 11 of the previous 17 seasons.

McCaffery spent five seasons (2005-10) as the head coach at Siena, six years at UNC-Greensboro (1999-2005) and three seasons at Lehigh (1985-88) before joining the Hawkeyes.

McCaffery has nearly four decades of Division I coaching experience.

He completed his 42nd season as a collegiate coach, which includes 28 years as a head coach and 15 as an assistant. In 2022, McCaffery joined Hall of Fame coaches Rick Pitino, Bob Huggins, Eddie Sutton and Lefty Driesell as the only Division I coaches to lead teams to conference tournament titles in four or more different leagues (Big Ten, MAAC, SoCon, ECC). He is one of 14 coaches to lead at least four different Division I teams to the NCAA Tournament.

McCaffery, 65, won his 500th game as a head coach on Dec. 8, 2022 and win No. 250 at Iowa on Dec. 17, 2022. He holds a career mark of 542-372 (.593) and guided his teams to 17 postseason appearances (12 NCAA & five NIT). Iowa likely would have competed in another NCAA Tournament in 2020, if not for the NCAA canceling the postseason due to COVID-19. He is 291-195 (.599) at Iowa. The 291 wins are a school record, including a record 138 Big Ten victories. McCaffery led Iowa to wins in four of the last eight NCAA Tournaments (2015, 2016, 2019, 2021).

Since taking over the Iowa program in 2010, Iowa has earned 11 postseason tournament bids (7 NCAA, 4 NIT). McCaffery coached Iowa to a Big Ten Tournament title and 26 wins in 2022, the second-most win total in program history. McCaffery has guided seven players to first team All-Big Ten status eight of the last 11 years, including the 2020 & 2021 National and Big Ten Player of the Year, Luka Garza.

McCaffery has posted upper division finishes in 11 of the last 12 seasons at Iowa and 23 of 28 seasons as a head coach. The Hawkeyes have finished fifth or better in the Big Ten standings seven of the last 10 years. He has posted 20 wins or more 11 of the last 16 seasons, including eight of the last 11 years at Iowa (2013, 2014, 2015, 2016, 2019, 2020, 2021 and 2022). Iowa's 205 victories between 2013-21 are the most over a 10-year span at Iowa since 1987-96 (207).

McCaffery and the Hawkeyes boast a 190-48 (.799) home record over the last 15 seasons, which includes a school-record 18 wins in 2014 and 13 consecutive victories in 2019-20. Iowa has won 14+ games in Carver-Hawkeye Arena in five of the last six seasons (2019, 2020, 2021, 2022, 2023).

McCaffery's five years at Siena were the best in its 70-year history. He led the Saints on an incredible run that ended with three straight Metro Atlantic Athletic Conference championships and NCAA Tournament appearances.

McCaffery's Saints owned a 112-51 (.687) record in his five years with the program. He guided the Saints to four consecutive 20-win seasons. McCaffery's achievements earned the head coach Siena Hall of Fame recognition in 2017.

The 2009 MAAC Coach of the Year and 2010 District I Coach of the Year is the third winningest coach, by percentage, in league history (68-22, .756). He is the only coach to guide a MAAC program to two NCAA Tournament wins. McCaffery led his 2008 and 2009 teams to first round NCAA Tournament victories over Vanderbilt and Ohio State, respectively.

In his final two seasons at Siena, he coached the Saints to back-to-back 27-win campaigns and boasted a combined 39-3 (.929) record against MAAC opponents, which included MAAC Tournament contests.

McCaffery began his coaching career as an assistant at Penn (1982-83) and Lehigh (1983-85). After three seasons as head coach at Lehigh, he spent 11 seasons as an assistant at Notre Dame (1988-99).

McCaffery played basketball at Wake Forest his freshman year (1977-78) and concluded his playing career at Penn his final three seasons (1979-82). He earned his bachelor's degree in economics from The Wharton School (Penn) in 1982. McCaffery also earned a master of education from Lehigh in 1985.

THE McCAFFERY FILE

Born:	May 23, 1959
Hometown:	Philadelphia, Pennsylvania
High School:	LaSalle, 1977
College:	B.S. in Economics, The Wharton School (Penn), 1982 Master of Education, Lehigh, 1985
Family:	Wife, Margaret Sons, Connor, Patrick and Jonathan Francis Daughter, Marit Katherine Brother, Jack (sportswriter in Philadelphia area)

COACHING HONORS

MAAC Coach of the Year, 2009
NABC District I Coach of the Year, 2009-10

COACHING HISTORY (42 years)

1983	Assistant Coach, Penn
1984-85	Assistant Coach, Lehigh
1985-88	Head Coach, Lehigh
1988-99	Assistant Coach, Notre Dame
1999-05	Head Coach, UNC-Greensboro
2005-10	Head Coach, Siena
2010-pres.	Head Coach, University of Iowa

COACHING CHART

Overall (29 seasons): 542-372 (.593)
 At Iowa (15th seasons): 291-195 (.599)^
 At Siena (5 seasons): 112-51 (.688)^
 At UNCG (6 seasons): 90-87 (.508)^
 At Lehigh (3 seasons): 49-39 (.557)^
 NCAA Tournament (12 appearances*): 6-11
 NIT (four appearances): 6-4
 *McCaffery is the first coach to bring three different programs from one-bid leagues to the NCAA Tournament
 ^ McCaffery is one of five coaches to lead teams to conference tournament titles in four or more different leagues

MCCAFFERY IN POSTSEASON PLAY

1988	NCAA Tournament -- Lehigh
1989	NCAA Tournament -- Notre Dame
1990	NCAA Tournament -- Notre Dame
1992	NIT -- Notre Dame
1997	NIT -- Notre Dame
2001	NCAA Tournament -- UNC-Greensboro
2002	NIT -- UNC-Greensboro
2008	NCAA Tournament -- Siena
2009	NCAA Tournament -- Siena
2010	NCAA Tournament -- Siena
2012	NIT -- Iowa
2013	NIT -- Iowa
2014	NCAA Tournament -- Iowa
2015	NCAA Tournament -- Iowa
2016	NCAA Tournament -- Iowa
2017	NIT -- Iowa
2019	NCAA Tournament -- Iowa
2020	NCAA Tournament postponed (COVID-19)
2021	NCAA Tournament -- Iowa
2022	NCAA Tournament -- Iowa
2023	NCAA Tournament -- Iowa
2024	NIT - Iowa

PLAYING EXPERIENCE

Wake Forest, 1977-78 | Penn, 1979-82



THE SETTING

The University of Iowa men's basketball team will host Indiana on Saturday at 7:05 p.m. (CT) on Mediacom Court inside Carver-Hawkeye Arena. The game will be televised on FOX.

- Tickets are \$35-76 (adults) and \$20-25 (youth).
- Fan are encouraged to wear black clothing to "Black Out" Carver-Hawkeye Arena. It is also the team's annual letterwinners game.

ON THE AIR

Radio: Saturday's game will be broadcast on the Hawkeye Radio Network with Gary Dolphin (play-by-play) and Bobby Hansen (color) on the call. The network includes more than 40 stations that blanket the state of Iowa and include portions of Illinois, Nebraska, Minnesota, Missouri and Wisconsin. The Hawkeye Radio Network includes a 60-minute pregame show.
Television: Saturday's game will be televised on FOX with Cory Provus (play-by-play) and LaPhonso Ellis (color) on the call.

SCOUTING INDIANA

- The Hoosiers have won five straight and nine of their last 10 games to improve to 13-3 overall and 4-1 in Big Ten play. Indiana downed USC, 82-69, on Wednesday in Bloomington.
- Indiana's 4-1 Big Ten start is its best since the 2015-16 season. The Hoosiers' lone conference loss was an 85-68 road defeat at Nebraska on Dec. 13.
- Four players are averaging double digits with Arizona transfer Oumar Ballo leading the way with 14.3 points and 9.5 rebounds per game. Ballo shoots 68.1 percent from the floor, but is just a 58.9 percent free throw shooter. He also has 28 blocks, averaging 1.9 per game.
- Ballo had a game-high 23 points on 9-of-11 shooting in Indiana's win over USC.
- Malik Reneau (14.1 points), Mackenzie Mgbako (13.2) and Myles Rice (12.4) also average in double figures. Rice has a team-best 21 steals and has 54 assists, but has committed 40 turnovers.
- Illinois transfer Luke Goode has started the past four games for Indiana, where he is averaging 11.3 points during the stretch. Goode has 11 3-pointers in the four games, including four against USC on Wednesday.
- Mgbako shared the Big Ten Freshman of the Year honor a season ago with Iowa's Owen Freeman.
- The Hoosiers shot 47.6 percent from the field, but just 32.3 percent from 3-point range. The team averages 6.3 3-pointers per game.
- Indiana is one of the top rebounding teams in the Big Ten, averaging 39.13 per game. The Hoosiers are +6.3 on the glass this season.

SERIES HISTORY

- Saturday's game will be the 190th game all-time between Iowa and Indiana. The Hoosiers lead 107-82.
- Indiana snapped a four-game losing streak in the series last year in Bloomington, picking up a 74-68 victory.
- The Hawkeyes have won the last two meetings in Iowa City with Indiana's last victory coming during the 2020-21 season.

LAST GAME: IOWA 97, NEBRASKA 87 (OT)

Junior Josh Dix and senior Payton Sandfort combined for 61 points to lead Iowa to a 97-87 overtime victory over Nebraska on Tuesday in Iowa City. The Hawkeyes trailed 52-37 with 14:54 remaining before battling back to tie the game at 64 with 4:58 to play.

- After the Huskers' Brice Williams hit a 3 at the buzzer to force overtime, Iowa scored the first nine points of the bonus frame and outscored Nebraska, 21-11, in OT to improve to 2-2 in Big Ten play.
- Dix's 31 points were a career-high, while Sandfort's 30 points tied a career-best. The duo combined for 13 of Iowa's 17 3-point field goals, which was one off a team season high.

MORE NOTABLES

- Head coach Fran McCaffery has the most victories in Iowa history with 291, including a record 138 Big Ten wins.
- Iowa has been at full strength in just three games this season.
- The Hawkeyes are 9-1 at home this season and the program has won 96 of its last 103 nonconference home games, dating back to 2012.
- Iowa is second in the Big Ten and 10th nationally, averaging 17.00 fast-break points per contest. The team had a season-high 38 fast-break points against New Orleans.
- The Hawkeye reserves have outscored their counterparts in 10 of the team's 15 games. Iowa got 57 points from its reserves in the 112 point outburst against New Hampshire on Dec. 30.
- Iowa has held 12 of its 15 opponents under 50 percent shooting (and two under 40 percent), has forced at least 18 turnovers in six games and has held four opponents under 70 points. The Hawkeyes are 97-3 when holding opponents to fewer than 61 points over the past 14+ seasons.
- The Hawkeyes have had five games decided by single digits (2-3 record) and two games decided by a single possession (1-1 record).
- The Hawkeyes had a 62-point first half in the win over New Hampshire. Iowa has scored 50+ seven times in a half this season.

BY THE NUMBERS

	IOWA	OPP
Scoring Average	89.9	77.8
Scoring Defense	77.8	89.9
Scoring Margin	+12.1	--
FG%	.507	.464
FG% Defense	.464	.507
FT%	.691	.664
3-PT FG%	.391	.324
3-PT FG% Defense	.324	.391
Rebound Margin	-5.0	--
Assists Per Game	19.9	15.2
Turnovers Per Game	10.3	15.5
Steals Per Game	8.3	6.9
Blocks Per Game	5.2	2.7

IOWA QUICK FACTS

Location _____ Iowa City, Iowa
 Enrollment _____ 32,199
 Founded _____ 1847
 President _____ Barbara J. Wilson
 Athletics Director _____ Beth Goetz
 Nickname _____ Hawkeyes
 Colors _____ Gold and Black
 Conference _____ Big Ten
 School Song/Mascot _____ On Iowa/Herky the Hawk
 Arena _____ Carver-Hawkeye Arena
 Capacity _____ 14,998

NCAA Tournament Appearances _____ 29
 Final Fours _____ 3
 _____ (1955, 1956, 1980)
 Big Ten Regular Season Titles _____ 8
 1923, 1926, 1945, 1955, 1956, 1968, 1970, 1979)
 Big Ten Tournament Titles _____ 3
 (2001, 2006, 2022)

Head Coach _____ Fran McCaffery/15th year
 Alma Mater/Year _____ Pennsylvania/1982
 Assistant Coach _____ Sherman Dillard/15th year
 Alma Mater/Year _____ James Madison/1978
 Assistant Coach _____ Courtney Eldridge/3rd year
 Alma Mater/Year _____ UNC Greensboro/2015
 Assistant Coach _____ Matt Gatens/3rd year
 Alma Mater/Year _____ University of Iowa/2012
 Asst. Coach, Player Development _____ Tristan Spurlock/3rd year
 Alma Mater/Year _____ Central Florida/2014
 Asst. Coach/Dir., BB Operations _____ Kyle Denning/10th year
 Alma Mater/Year _____ Iowa/2015
 General Manager/Chief of Staff _____ Al Seibert/14th year
 Alma Mater/Year _____ Fredonia State/1985
 Video Coordinator _____ Lucas Pauley/9th year
 Alma Mater/Year _____ Iowa/2018

Lettermen Returning/Lost _____ 10/6
 Starters Returning/Lost _____ 3/2
 Newcomers _____ 6

Squad Breakdown

Seniors _____ 4
 Juniors _____ 3
 Sophomores _____ 5
 Freshmen _____ 4

MARGIN OF VICTORY/DEFEAT

Points	1	2	3	4	5	6	7	8	9	10+	15+	20+
Wins	1	0	0	0	0	0	1	0	0	2	2	5
Losses	0	1	0	0	0	0	0	1	1	0	0	1



2024-25 BIG STANDINGS (as of 1/8/25)

Team	Big Ten	Pct.	Overall	Pct.
Michigan	4-0	1.000	12-3	.800
Michigan State	3-0	1.000	12-2	.857
Indiana	4-1	.800	13-3	.812
Illinois	4-1	.800	12-3	.800
Purdue	3-1	.750	11-4	.733
Oregon	2-2	.500	13-2	.867
Nebraska	2-2	.500	12-3	.800
Wisconsin	2-2	.500	12-3	.800
IOWA	2-2	.500	11-4	.733
UCLA	2-2	.500	11-4	.733
Ohio State	2-2	.500	10-5	.667
Penn State	2-3	.400	12-4	.750
Maryland	1-3	.250	11-4	.733
Northwestern	1-3	.250	10-5	.667
Washington	1-3	.250	10-5	.667
USC	1-3	.250	10-5	.667
Rutgers	1-3	.250	8-7	.533
Minnesota	0-4	.000	8-7	.533

Thursday, Jan. 9
Oregon at Ohio State
Purdue at Rutgers
Washington at Michigan State

Friday, Jan. 10
Minnesota at Wisconsin
UCLA at Maryland

Saturday, Jan. 11
USC at Illinois
Indiana at Iowa

Sunday, Jan. 12
Michigan State at Northwestern
Nebraska at Purdue
Washington at Michigan
Oregon at Penn State

Monday, Jan. 13
Minnesota at Maryland
UCLA at Rutgers

Tuesday, Jan. 14
Illinois at Indiana
Iowa at USC
Ohio State at Wisconsin

Wednesday, Jan. 15
Penn State at Michigan State
Purdue at Washington

Thursday, Jan. 16
Michigan at Minnesota
Rutgers at Nebraska
Maryland at Northwestern

Friday, Jan. 17
Indiana at Ohio State
Iowa at UCLA

Saturday, Jan. 18
Wisconsin at USC
Purdue at Oregon

• Graduate Drew Thelwell won the 100th game of his collegiate career in Iowa's victory over USC Upstate on Nov. 26.

• Iowa limited Rider to a single 3-point field goal on Nov. 19 in Iowa City -- the fewest 3-pointers the program has allowed in nearly a decade (0 vs. Alcorn State on Dec. 9, 2014).

• The Hawkeyes have had 10 or more steals in five contests this season. Iowa is fourth in the Big Ten, averaging 8.3 steals per game.

• Iowa had 11 blocked shots in its win over New Orleans on Dec. 15, the fifth-most in a game under McCaffery.

• The Hawkeyes have had six players hit the 20-point mark in a game this season -- Payton Sandfort (5), Josh Dix (3), Owen Freeman (2), Pryce Sandfort (1), Brock Harding (1), Drew Thelwell (1)

• Harding has 88 assists to 37 turnovers in 15 games. His 5.9 assists per game are fourth in the Big Ten and 24th nationally. He has had five or more assists in 11 games and 8+ in three contests.

• Iowa has three players in the top 10 in the Big Ten in assist-to-turnover ratio -- Drew Thelwell (2nd, 4.09), Josh Dix (3rd, 3.23) and Brock Harding (10th, 2.38). Thelwell is fifth nationally in the category. As a team, Iowa is No. 1 in the Big Ten (4th nationally) with a 1.94 assist-to-turnover ratio.

• Iowa went 3-0 to win the team title at the Kenny Arnold Challenge.

• Senior Payton Sandfort is rated as the No. 47 best player in the nation by ESPN.com. He is also tabbed as the 17th-best wing in college basketball by the Field of 68.

• Sandfort is tabbed as the third-best wing in the nation by College Basketball Report, Owen Freeman is rated as the fifth-best sophomore by CBR and Josh Dix is ranked as the No. 24 shooting guard by CBR.

• Sandfort currently has an 89.2 career free throw percentage (214-of-240), which is the best mark in program history. He made 18 straight free throws from Nov. 22-Dec. 21.

• Redshirt junior Carter Kingsbury was awarded a scholarship for the 2024-25 season. He was a walk-on his first three seasons.

• The Hawkeyes have won 10 or more Big Ten games in a school record six consecutive seasons. Iowa has won 10+ Big Ten games in nine of the last 10 seasons under head coach Fran McCaffery and the program has 11 Big Ten upper division finishes in the last 12 years.

• Iowa has placed fifth place or better in the Big Ten standings seven of the last 10 years.

• The Hawkeyes averaged 83.1 points per game in 2023-24 -- the third-highest scoring average during the McCaffery era. Iowa has averaged 80+ points per game in four straight seasons for the first time since 1968-72.

• Iowa led the Big Ten and ranked third nationally in assist-to-turnover ratio (1.85) last season. It was the second straight year the program has been third nationally in the category.

HIGH FLYING HAWKS

Iowa is the highest scoring offense in the Big Ten and No. 2 nationally, averaging 89.9 points. It would be the team's highest scoring average since 1988-89 (89.6 points).

• Iowa has scored 90+ points six times this season and the team has eclipsed the 100-point mark three times.

• The Hawkeyes have averaged 80+ points in each of the last four seasons.

PAYTON JOINS 1,000/500 CLUB

Senior Payton Sandfort is the 29th player in program history with 1,000+ career points and 500+ rebounds. He is the first Hawkeye since Joe Wieskamp in 2021 to join the club.

30 X 2

Junior Josh Dix scored a career-high 31 points with seven 3-pointers and senior Payton Sandfort finished with 30 points, tying a career-high, with six 3s in Iowa's 97-87 overtime victory over Nebraska on Jan. 7 in Iowa City.

• They are the first Division I teammates each with 30 points and six 3-pointers in the same game in five years and the first high major teammates to do so since Notre Dame's Ben Hansbrough and Tim Abromaitis in 2011.

• Dix made 10-of-14 field goals, including 7-of-10 3s, and had six rebounds, seven assists, four steals and one block, becoming the first major conference player to finish with at least that stat line since LSU's Ben Simmons on Dec. 2, 2015. He is only the 12th Division I player with at least that stat line in the last 20 years.

• Dix was on the court for all but 22 seconds in the 45 minute tilt against the Huskers.

• After a scoreless first half, Sandfort finished with 30 points (27 in the second half alone) on 8-of-15 shooting, making 6-of-10 3s and 8-of-9 free throws. He also had six rebounds and four assists. The point total matched his career-high set during last year's NIT First Round game against Kansas State.

NATIONAL RANKINGS

AP Poll (Week 10)

- Tennessee (45)
- Auburn (15)
- Iowa State
- Duke
- Alabama
- Kentucky
- Marquette
- Florida
- UConn
- Texas A&M
- Kansas
- Houston
- Illinois
- Mississippi State
- Oregon
- Michigan State
- Oklahoma
- Gonzaga
- Memphis
- Purdue
- West Virginia
- UCLA
- Ole Miss
- Michigan
- Utah State

Coaches Poll (Week 10)

- Tennessee (21)
- Auburn (10)
- Iowa State
- Duke
- Alabama
- Marquette
- Kentucky
- Florida
- Texas A&M
- UConn
- Houston
- Kansas
- Mississippi State
- Michigan State
- Illinois
- Oklahoma
- Oregon
- Gonzaga
- Purdue
- Memphis
- UCLA
- Ole Miss
- West Virginia
- Michigan
- Utah State



BIG SHOT JOSH

Junior Josh Dix made a catch-and-shoot 3-pointer from 33 feet with 0.8 seconds remaining to give Iowa an 80-79 victory over Northwestern on Dec. 3 in Iowa City. It was the first career buzzer beater in Dix's basketball career.

- It was Iowa's first buzzer beater since 2019 when Joe Wieskamp and Jordan Bohannon shot the Hawkeyes to back-to-back wins over Rutgers and Northwestern.
- Dix's shot was ESPN SportsCenter's No. 1 Play of the Day on Dec. 3.

MISSING HAWKEYES

The Hawkeyes have been battling the injury bug this season as the team has had at least one player officially out in all but three games. The list includes: Seydou Traore (6), Cooper Koch (4), Chris Tadjo (3), Riley Mulvey (2), Owen Freeman (2), Even Brauns (1), Josh Dix (1) and Drew Thelwell (1).

SPLASH BROTHERS + JD

Brothers Payton and Pryce Sandfort and junior Josh Dix have been deadly from 3-point range this season. The trio have combined to make 99 3-point field goals in Iowa's first 15 games.

- Payton has a team-high 39 3-pointers (3rd in the Big Ten), while Pryce and Dix both have made 30 3s (11th in B1G).

OWWWWWEN

Sophomore Owen Freeman had a 20th birthday to remember when he returned to his hometown of Moline and produced a 21-point, 11-rebound double-double in Iowa's neutral site victory over Washington State. Freeman made 9-of-15 field goals, which were a career-high.

- Freeman notched his second double-double, finishing with 18 points and 11 rebounds against Utah State on Nov. 22. He made 9-of-12 field goals and had three blocks.
- Freeman matched his career high in a win over New Orleans on Dec. 15, scoring 22 points on 10-of-12 shooting, while grabbing four rebounds and blocking three shots.
- The Moline, Illinois, native has two double-doubles this season -- ranking 15th in the Big Ten -- and seven in his career. He also has four career 20-point games.
- In 13 games (he missed the South Dakota and New Hampshire games), Freeman is leading the team in scoring (16.7), rebounds (6.3) and blocks (27). He is the only Hawkeye to reach double figures in every game he has played.
- Freeman ranks ninth in the Big Ten in scoring (16.7) and 16th in rebounding (6.3). He is third in the league (12th nationally) in field goal percentage (.632), fifth in field goals (91) and third in blocks (27).

- Freeman has shot 60 percent or better from the field in 10 of his 13 games, including 83.3 percent (10-of-12) against New Orleans on Dec. 15 in Iowa City.
- Defensively, Freeman has had three or more blocks in seven games, including a season-high four swats against Nebraska on Jan. 7.

P\$\$\$\$

Senior Payton Sandfort has reached double figures in 13 games this season, including posting a team-high five 20-point contests. He is second on the team in scoring (16.5) and rebounding (5.8), while averaging 3.3 assists and 2.6 3-point field goals per game.

- The Waukee, Iowa, native had his best game of the season in the Jan. 7 home win over Nebraska, tying a career-high with 30 points, making 8-of-15 field goals with six 3-pointers and finishing with six rebounds and four assists. All of his points came in the second half and in overtime.
- Sandfort scored 24 points, making 8-of-14 field goals (two 3s) and all six free throws in the neutral site win over Utah. He also had a team-high eight rebounds.
- He scored 16 of his team-high 19 points with four 3-pointers in the second half at Michigan on Dec. 7.
- Sandfort has two career 30-point games, 23 career 20-point contests and six career double-doubles.
- He is 10th in the league in scoring (16.5), 12th in field goals (81) and he has the most 3-point attempts in the Big Ten this season (113).

JD = EFFICIENT

Josh Dix was one of the most efficient players in the Big Ten as a sophomore and he has continued that trend in 2024-25. The Council Bluffs, Iowa, native averages 14.8 points, while shooting 56.4 percent from the field, 45.5 percent from 3-point land and 95 percent from the free throw line.

- Dix has landed in double figures in 12 games this season with one 30-point and three 20-point contests. He also averages three assists per game with three contests with five or more helpers.
- The guard had the best game of his career in the Jan. 7 win over Nebraska, finishing with a career-high 31 points, six rebounds, seven assists, four steals and one block. He made 10-of-14 field goals, including a career-best seven 3-pointers.
- Dix scored 22 points on 9-of-16 shooting (three 3s) and had six rebounds in 38 minutes in Iowa's 80-79 win over Northwestern on Dec. 3. He hit a buzz-beater with 0.8 seconds remaining on the clock.
- Dix has seven career 20 point games.

2024-25 STATISTICS (As of 1/8)



	STAT	NCAA	B1G
W-L%	.773	61	9
SCORING	89.9	2	1
SCORING DEF.	77.8	313	18
SCORING MARGIN	12.1	52	7
REBOUNDING	33.67	298	16
REBOUNDING MARGIN	-5.0	333	18
ASSISTS	19.9	4	1
ASSIST-TO RATIO	1.94	4	1
TURNOVER MARGIN	5.3	11	3
STEALS	8.3	77	4
BLOCKED SHOTS	5.2	26	2
FG%	.507	8	2
FG% DEFENSE	.464	311	18
3FG MADE	10.8	13	1
3FG%	.391	16	2
3FG% DEFENSE	.324	166	14
FT%	.691	255	15

INDIVIDUAL (ALL GAMES)

SCORING

Owen Freeman	16.7	120	9
Payton Sandfort	16.5	137	10
Josh Dix	14.8	281	17
Drew Thelwell	10.1	985	59

REBOUNDING

Owen Freeman	6.3	262	16
--------------	-----	-----	----

FIELD GOAL PERCENTAGE (MIN. 5.0 FGM/G)

Owen Freeman	.632	12	3
Josh Dix	.564	49	7
Payton Sandfort	.403	324	23

3-POINT FIELD GOALS MADE

Payton Sandfort	39	103	3
Josh Dix	30	280	11
Pryce Sandfort	30	280	11

FREE THROW PERCENTAGE (MIN. 2.5 FTM/G)

Payton Sandfort	.868	71	10
-----------------	------	----	----

ASSISTS

Brock Harding	5.9	24	4
Payton Sandfort	3.3	270	19
Drew Thelwell	3.2	305	21

STEALS

Drew Thelwell	2.07	45	2
Brock Harding	1.93	72	6

BLOCKED SHOTS

Owen Freeman	2.08	25	2
--------------	------	----	---

ASSIST-TO-TURNOVER RATIO (MIN. 3 AST/G AVG)

Drew Thelwell	4.09	5	2
Josh Dix	3.23	20	3
Brock Harding	2.38	87	10
Payton Sandfort	1.47	299	21

DOUBLE-DOUBLES

Owen Freeman	2	195	15
--------------	---	-----	----

PRYCE'S FAST START

Sophomore Pryce Sandfort posted career-highs in scoring, field goals, 3-pointers and rebounds in consecutive games against East Texas A&M and Southern to open the 2024-25 season. The Waukee, Iowa, native made his first eight field goals en route to a 22-point outing in Iowa's win over Southern on Nov. 7. He made 8-of-10 field goals in the game with six 3-pointers.

- Sandfort had the best league game of his career on Dec. 7 at Michigan, making 6-of-10 field goals (three 3-pointers) in 28 minutes. He scored 10 points in the first half.
- Since playing a season-low four minutes against Iowa State on Dec. 12, Sandfort is averaging 12.5 points on 51.3 percent shooting (20-of-39) with 11 3-pointers.
- On the year, he is averaging 9.3 points -- sixth on the team -- shooting 50.7 percent from the field and 39.1 percent from long range. He has been in double figures eight times this season.
- He has made 3+ 3-pointers in six games and has made at least one triple in 11 contests.

HEY SEY

After missing the final two games prior to the holiday break, sophomore Seydou Traore returned to action Dec. 30 against New Hampshire to produce his best game as a Hawkeye.

- The Bronx, New York, native made 6-of-10 field goals en route to 14 points -- his highest point total as a Hawkeye. He also had a team-best six assists, three blocks and three rebounds in 20 minutes of court time.
- Traore, who has missed six games because of injury this season, has reached double digits in three games, where he averages 6.7 points on 46 percent shooting.

BROCK'S BREAKOUT

Sophomore Brock Harding has scored in double figures in seven of his last 10 games, where he is averaging 11.7 points, 6.1 assists and 1.9 steals, while shooting 45.9 (45-of-98) percent from the field and 34.2 percent (13-of-38) from 3-point range.

- Harding scored a career-high 20 points on 9-of-15 shooting) and had 10 assists and four steals against USC Upstate to record his second career double-double. It was Harding's first career 20 point contest and second career game with 10+ assists (one of nine players in program history to have multiple 10+ assist games).
- He is the only player in the nation to have a 20-point, 10-assist, 4-steal game this season and one of 25 to have a 20-point, 10-assist double-double.
- He was a bright spot in a neutral site loss against Utah State, scoring 19 points on 8-of-15 shooting with a career-best three 3-pointers. He also had five assists and four steals in 33 minutes.

• The 2023 Illinois Mr. Basketball has been in double figures seven times this season and 10 times in his career. He is averaging 9.7 points, 5.9 assists and 1.9 steals, while shooting 44.7 percent from the floor and 39.1 percent from 3-point range.

- Harding is fourth in the Big Ten in assists (5.9), sixth in steals (1.93) and 10th in assist-to-turnover ratio (2.38).
- He has at least five assists in 11 of the team's 15 games and eight or more three times. Defensively, Harding has had at least one steal in 13 games and 3+ in five contests.

MR. THELWELL

Graduate guard Drew Thelwell has been a valuable addition to the Iowa backcourt, averaging 10.1 points, 3.2 assists, 2.1 steals and 2.5 rebounds per game as a Hawkeye. He is shooting 56.7 percent from the field and 41 percent from long range.

- The Florida native has been in double digits in eight games this season, including scoring a season-high 25 points -- one off his career high -- in a road game at Wisconsin. He made 9-of-14 field goals and three 3-pointers in the game.
- Since moving into the starting lineup on Dec. 12 against Iowa State, Thelwell is averaging 13.6 points, 3.4 rebounds and 3.4 assists, while shooting 62.2 percent from the field and 50 percent from 3-point range.
- He missed the Jan. 7 game against Nebraska because of injury.
- Thelwell has four games with three or more steals and seven games with 2+ steals. He is fifth in the Big Ten with 29 steals.
- As a distributor, Thelwell has five games with 4+ assists and is third on the team with 45 assists (against 11 turnovers). His 4.09 assist-to-turnover ratio is second in the Big Ten and fifth nationally.

ONE MORE PASS

The Hawkeyes have had 20+ assists in seven games this season, including a season-high 28 in the win over New Orleans on Dec. 15.

- Iowa has assisted on 59.7 percent of its field goals this season (298-of-499). Four Hawkeyes have 40 or more assists this season.
- The Hawkeyes are leading the Big Ten and rank fourth nationally, averaging 19.9 assists per game. Iowa is also leading the Big Ten and rank fourth nationally with a 1.94 assist-to-turnover ratio.

CHERISH THE ROCK

The Hawkeyes have had 10 or fewer turnovers in eight games this season. Iowa committed a season-low four turnovers at Michigan on Dec. 7.

CAREER SCORING

16.	Greg Brunner (2003-06)	1,516
17.	Peter Jok (2014-17)	1,508
18.	Jeff Horner (2003-06)	1,502
19.	Ed Horton (1985-89)	1,372
20.	Bruce King (1975-77)	1,361
21.	James Moses (1989-92)	1,343
22.	Tyler Cook (2017-19)	1,315
23.	Payton Sandfort (2022-pres.)	1,314

CAREER 3-POINT FIELD GOALS

1.	Jordan Bohannon (2017-22)	455
2.	Jeff Horner (2003-06)	262
3.	Matt Gatens (2009-12)	239
4.	Chris Kingsbury (1994-96)	226
	Payton Sandfort (2022-pres.)	226

IOWA VS. RANKED TEAMS

- Iowa is 0-1 against AP ranked opponents this season, falling 89-80 against Iowa State on Dec. 12.
- The Hawkeyes went 1-6 against AP ranked opponents in 2023-24.
- Below are Iowa's most recent victories over nationally-ranked opponents:

At Home:

88-86 (OT) over No. 20 Wisconsin, 2/17/24
 91-89 over No. 15 Indiana, 1/5/23
 75-56 over No. 20 Iowa State, 12/8/22
 77-73 over No. 25 Wisconsin, 3/4/21
 79-66 over No. 25 Rutgers, 2/10/21

On the Road:

90-68 over No. 15 Indiana, 2/28/23
 75-62 over No. 18 Ohio State, 2/19/22
 73-57 over No. 4 Ohio State, 2/28/21
 77-62 over No. 21 Wisconsin, 2/18/21
 77-75 over No. 14 Rutgers, 1/2/21

Neutral Court:

75-66 over No. 9 Purdue, 3/13/22
 72-61 over No. 12 Texas Tech, 11/28/19
 79-72 over No. 22 Cincinnati, 3/22/19
 77-69 over No. 13 Oregon, 11/15/18

SECOND HALF DEFICITS OVERCOME

Trailed WAZZU, 42-35, with 16:36 left... Won 76-66
 Trailed N'western, 74-68, with 2:15 left... Won 80-79
 Trailed Michigan, 74-63, with 7:16 left... Lost 85-83
 Trailed Utah, 49-38, with 17:51 left... Won 95-88
 Trailed Nebraska, 52-37, with 14:54 left... Won 97-87 in OT

EFFICIENT OFFENSE

The Hawkeyes continue to be a highly efficient offensive team under head coach Fran McCaffery, ranking in the top 20 nationally in each of the last seven seasons.

2024-25	119.2 (20)	2020-21	123.5 (3)
2023-24	119.7 (15)	2019-20	117.3 (5)
2022-23	120 (4)	2018-19	117.4 (15)
2021-22	120.5 (4)	2017-18	116.6 (19)

18 FROM DISTANCE

The Hawkeyes made 18 3-point field goals in the victory over Southern on Nov. 7. They are the most for the program since the 2022 Big Ten Tournament and tied for the fifth-most under head coach Fran McCaffery at Iowa.

- The Hawkeyes finished with 17 3-pointers (in 35 attempts) in a Big Ten home win over Nebraska on Jan. 7.
- Iowa has made 10+ 3-pointers in eight games and 8+ 3s in 14 contests. The team averages 10.8 makes per contest (1st in the Big Ten, 13th nationally), while shooting 39.1 percent (second in Big Ten).

PRESEASON WATCH LISTS

Senior Payton Sandfort has been named to the prestigious John R. Wooden Preseason Watch List. He is one of 50 players named to the list and one of nine from the Big Ten Conference.

- Sandfort is also one of 20 players named to the Julius Erving Small Forward of the Year Preseason Watch List. It is his second straight year that he has been on the list that for an award that recognizes the best small forwards in men's college basketball.
- He was also named to the Lute Olson National Player of the Year early season list. The award is presented to the top Division I player.

SANDFORT: PRESEASON FIRST-TEAM ALL-BIG TEN

Senior Payton Sandfort was one of 10 players named to the preseason All-Big Ten team. It is the fifth time in the last six seasons a Hawkeye has been named to the list. Sandfort is also a preseason all-league selection by Blue Ribbon and he is tabbed as one of the top sharp shooters and seniors in college basketball by Andy Katz at NCAA.com.

- Sandfort put up career-best numbers across the board during the 2023-24 season, averaging 16.4 points, 6.6 rebounds and 2.7 assists, while shooting 44.6 percent from the floor, 37.9 percent from distance and 91.1 percent from the free throw stripe. His 94 3-pointers led the Big Ten.

3-HEADED MONSTER

The Hawkeyes return three starters in Payton Sandfort, Owen Freeman and Josh Dix. All three players earned All-Big Ten recognition a season ago. Sandfort was a third-team All-Big Ten selection, while Freeman and Dix both were honorable mention all-league selections. Freeman was also the Big Ten Co-Freshman of the Year.

- Sandfort averaged a team-best 16.4 points and 6.6 rebounds, reaching double figures in 27 games with 11 20-point contests.
- Freeman averaged 10.6 points and 6.6 rebounds, while shooting 61.4 percent from the floor. He had five double-doubles and had an Iowa freshman record 61 blocks.
- Dix averaged 8.9 points and 2.2 rebounds, while ranking third on the team with 59 assists. He was one of the most efficient players in the Big Ten, shooting 55.2 percent from the floor, 42.1 percent from 3-point range and 86 percent from the free throw stripe.

A VERSATILE ADDITION

Sophomore forward Seydou Traore gives Hawkeyes a versatile piece in 2024-25. The New York native was an All-Metro Atlantic Conference Rookie Team selection a season ago at Manhattan College, averaging 11.9 points and 8.1 rebounds to go along with 62 assists and 34 blocks. He was the only player in the MAAC with 300+ points, 200+ rebounds, 60+ assists, 40+ steals and 30+ blocks.

WINNINGEST PLAYER IN MOREHEAD HISTORY

Graduate transfer Drew Thelwell won 94 games during his four-year career at Morehead State, making him the winningest player in program history. Thelwell helped the Eagles to two OVC regular season and two OVC tournament titles and to three postseason appearances (two NCAA, one NIT).

- Thelwell won his 100th career game on Nov. 26 in Iowa's victory over USC Upstate.
- The Florida native averaged 10 points and 6.2 assists as a senior. He led the OVC in assists (15th nationally) and assist-to-turnover ration (2.71).

PAYTON WATCH

Senior Payton Sandfort currently is 23rd in program history with 1,314 career points. If Sandfort matches his 2023-24 production, he would climb to 11th place in program history.

- Sandfort is tied for fourth in program history (with Chris Kingsbury) with 226 career 3-point field goals. Should he match his junior year totals, he would finish second in program history to Jordan Bohannon (455 makes) in the record books.

PAYTON AT THE STRIPE

Senior Payton Sandfort enters his final season as a Hawkeye with a chance to break the program's all-time free throw percentage record.

- Sandfort currently has an 89.2 (214-of-240) career free throw percentage, which is the top mark in program history. Jordan Bohannon holds the record, making 88.7 (370-of-417) of his attempts from 2017-22.

BY THE NUMBERS

	All Games	Big Ten	Home Games	Away Games	Neutral Games	Iowa Wins	Iowa Losses
Record	11-4	2-2	9-1	0-2	2-1	11-0	0-4
Points	89.9	86.3	94.0	84.0	80.0	93.7	79.3
Opp. Pts.	77.8	91.8	73.5	100.5	77.0	72.7	91.8
FG%	.507	.475	.533	.448	.463	.531	.444
FG% Def.	.464	.534	.442	.600	.457	.444	.522
3PT%	.391	.404	.418	.353	.310	.414	.324
3PT% Def.	.324	.442	.304	.490	.271	.284	.430
FT%	.691	.696	.718	.629	.657	.704	.652
REB	33.7	28.3	35.8	25.5	32.0	35.4	29.0
ASST	19.9	16.3	22.4	13.0	16.0	21.4	15.8
TO	10.3	9.5	10.0	6.5	13.7	10.5	9.5
STL	8.3	6.5	8.3	6.0	9.7	8.7	7.0
BLK	5.2	2.8	5.7	1.5	6.0	5.7	3.8



P3... PAYTON SANDFORT...

- has made at least one 3-pointer 13 of 15 games this season and in 60 games in his career.
- has made two or more 3-pointers in 53 career games, 3 or more in 30 games and and four or more in 23 career contests.
- has made five or more 3s seven times in his career, including a career-best seven 3-pointers in the NIT victory over Kansas State in 2024.

THELWELL APPROACHES 1K

Graduate transfer Drew Thelwell has scored 953 career points in 127 career games at Morehead State and Iowa. He is 47 points shy of the 1,000 point milestone.

FAMILY BUSINESS

- Iowa will have a set of brothers on the roster for the sixth straight year in 2024-25 with Payton and Pryce Sandfort teaming up for a second straight season.
- The team has three players on the roster -- Carter Kingsbury, Cooper Koch, Jacob Koch -- whose fathers played for the Hawkeyes. Chris Kingsbury played at Iowa from 1994-96, J.R. Koch from 1996-99 and Nate Koch from 1993-95.

HAWKEYE FASTBREAKS

- Iowa is 172-36 when scoring 80 points or more, the last 14+ seasons. The Hawkeyes are 97-3 when holding opponents to fewer than 61 points, the last 14+ years.

IOWA HISTORY

Iowa has played 2,990 games since beginning basketball in 1902. Iowa's overall record is 1,769-1,221 (.591). Iowa's 1,769 wins are 38th most among Division I programs. That includes a 1,133-386 (.745) record in home games, a 636-835 (.433) record in contests away from Iowa City, an 838-833 (.502) mark in Big Ten games and a 537-160 (.769) record in Carver-Hawkeye Arena.

HAWK TALK WITH COACH MCCAFFERY

Hawk Talk with Fran McCaffery, presented by Hyatt Regency, is the weekly radio show of Iowa's head men's basketball show. Hosted by Gary Dolphin and Bob Hansen, Hawk Talk is 90 minutes (7-8:30 p.m. (CT) of discussion on Hawkeye basketball. It is held at the Hyatt Regency in Coralville.

IOWA SIGNEES FOR 2025-26 SEASON

BADARA DIAKITE (Bud-are-uh Dee-uh-KEY-tay)
6-10, 190, Forward
Hartford, Conn.
South Kent School

- Originally from Bamako, Mali
- No. 72 recruit in ESPN top 100
- Rated as a four-start prospect by Rivals - No. 127 player nationally
- Ranked No. 122 player by On3... 11th-best center, No. 3 player in Connecticut
- Invited to play at the 22nd Pangos All-American Camp in Las Vegas... team won title
- Named to the "Cream of the Crop" Top 30 roster at Pangos Camp
- Averaged 10 points and five rebounds at South Kent... team won 2023 NEPSAC Championship
- Represented Africa in the 2019 Junior NBA Global Championship in Orlando

2024-25 IOWA MEN'S BASKETBALL



#0 EVEN BRAUNS

C • 6-9 • 238 • 5th Sr.
Iowa City, Iowa
Iowa City West High School
Belmont

SEASON HIGHS

Points 5, vs. New Hampshire, 12/30/24
FGM 2, vs. New Hampshire, 12/30/24
FGA 2, 2X, last vs. New Hampshire, 12/30/24
3-PT FGM
3-PT FGA
FTM 2, vs. Northwestern, 12/3/24
FTA 4, vs. Northwestern, 12/3/24
REB 2, vs. New Hampshire, 12/30/24
AST 2, vs. East Texas A&M, 11/4/24
STL 1, 2X, last vs. Utah St., 11/22/24
BLK 2, vs. New Hampshire, 12/30/24
MIN 10:13 vs. New Hampshire, 12/30/24

CAREER HIGHS

Points 19 vs. Bethel, 12/18/21
FGM 7 vs. Bethel, 12/18/21
FGA 9, five times
3-PT FGM
3-PT FGA 2 vs. Missouri State, 2/8/23
FTM 6 vs. Illinois State, 2/4/23
FTA 7 vs. Drake, 1/29/23
REB 12 vs. Illinois State, 2/4/23
AST 3, four times
STL 3, 2X, last at Chattanooga, 12/18/22
BLK 7 vs. Murray State, 1/17/23
MIN 32 vs. Illinois State, 2/4/23

Opponent	Date	GS	MIN	Total			3-Pointers			Free throws		Rebounds				PF	A	TO	BLK	STL	PTS	AVG
				FG-FGA	PCT	3FG-3FGA	PCT	FT-FTA	PCT	OFF	DEF	TOT	AVG									
East Texas A&M	11/04/2024		07:18	1-2	.500	0-0	.000	1-2	.500	1	0	1	1.0	3	2	2	0	1	3	3.0		
Southern U.	11/07/2024		01:52	0-0	.000	0-0	.000	0-0	.000	0	0	0	0.5	0	0	0	0	0	0	1.5		
South Dakota	11/12/2024		05:55	0-0	.000	0-0	.000	0-0	.000	0	1	1	0.7	1	0	1	0	0	0	1.0		
vs Washington St.	11/15/2024		01:47	0-0	.000	0-0	.000	1-2	.500	0	0	0	0.5	0	0	0	0	0	1.0			
Rider	11/19/2024		03:11	0-1	.000	0-0	.000	1-2	.500	0	1	1	0.6	0	0	0	0	0	1.0			
vs Utah St.	11/22/2024		03:57	1-1	1.000	0-0	.000	0-1	.000	0	0	0	0.5	0	0	0	1	1	2.0			
Northwestern	12/03/2024		03:58	0-1	.000	0-0	.000	2-4	.500	0	0	0	0.4	1	0	0	0	0	2.0			
at Michigan	12/07/2024		03:19	0-1	.000	0-0	.000	0-0	.000	0	0	0	0.4	0	0	0	0	0	1.0			
New Orleans	12/15/2024		09:19	1-1	1.000	0-0	.000	0-0	.000	1	0	1	0.4	1	1	0	0	0	2.0			
New Hampshire	12/30/2024		10:13	2-2	1.000	0-0	.000	1-1	1.000	1	1	2	0.6	2	1	0	2	0	5.0			
at Wisconsin	01/03/2025		03:36	0-1	.000	0-0	.000	0-0	.000	0	1	1	0.6	0	0	0	0	0	1.5			
Nebraska	01/07/2025		01:23	0-0	.000	0-0	.000	0-0	.000	0	0	0	0.6	0	0	0	0	0	1.3			
Totals		0	55:48	5-10	.500	0-0	.000	6-12	.500	3	4	7	0.6	8	4	3	3	2	16	1.3		

Player Averages

Games Played	Minutes/game	Points/game	FG Pct	3FG Pct	FT Pct	Rebounds/game	Assists/game	Turnovers/game	Assist/Turnover ratio	Steals/game	Blocks/game
12	4.6	1.3	50.0	0.0	50.0	0.6	0.3	0.3	1.3	0.2	0.3

CAREER STATISTICS

YEAR	G/GS	FG-A	PCT	3-PT	PCT	FT-A	PCT	REB	AVG	PF-FO	AST	TO	BLK	STL	PTS	AVG
Fresh.	30/0	51-91	.560	0-1	.000	17-22	.773	65	2.2	37-0	8	15	14	3	119	4.0
Soph.	31/1	32-57	.561	0-1	.000	9-16	.563	51	1.7	20-0	9	15	14	10	73	2.4
Junior	31/30	88-151	.583	0-7	.000	42-61	.689	165	5.3	76-1	36	26	42	16	218	7.0
Senior	18/0	5-5	1.000	0-0	.000	0-0	.000	17	1.0	20-0	2	5	4	2	10	0.6
5th Senior	12/0	5-10	.500	0-0	.000	6-12	.500	7	0.6	8-0	4	3	3	2	16	1.3
TOTALS	122/31	181-314	.576	0-9	.000	74-111	.667	305	2.5	161-1	59	64	77	33	436	3.6



#2 BROCK HARDING

G • 6-0 • 165 • So.
Moline, Ill.
Moline High School

SEASON HIGHS

Points 20, vs. USC Upstate, 11/26/24
FGM 9, vs. USC Upstate, 11/26/24
FGA 15, vs. Utah St., 11/22/24
3-PT FGM 3, 2X, last vs. New Orleans, 12/15/24
3-PT FGA 6, vs. Utah St., 11/22/24
FTM 3, 2X, last at Michigan, 12/7/24
FTA 4, 2X, last at Michigan, 12/7/24
REB 4, vs. Nebraska, 1/7/25
AST 10, vs. USC Upstate, 11/26/24
STL 4, 2X, last vs. USC Upstate, 11/26/24
BLK 1, 4X, last vs. New Orleans, 12/15/24
MIN 38:41, vs. Nebraska, 1/7/25

CAREER HIGHS

Points 20, vs. USC Upstate, 11/26/24
FGM 9, vs. USC Upstate, 11/26/24
FGA 15, vs. Utah St., 11/22/24
3-PT FGM 3, 2X, last vs. New Orleans, 12/15/24
3-PT FGA 6, vs. Utah St., 11/22/24
FTM 3, vs. Texas A&M Commerce, 11/4/24
FTA 4, vs. Texas A&M Commerce, 11/4/24
REB 4, vs. Nebraska, 1/7/25
AST 12, vs. UMBG, 12/20/23
STL 4, 3X, last vs. USC Upstate, 11/26/24
BLK 1, 5X, last vs. New Orleans, 12/15/24
MIN 38:41, vs. Nebraska, 1/7/25

Opponent	Date	GS	MIN	Total			3-Pointers			Free throws		Rebounds				PF	A	TO	BLK	STL	PTS	AVG
				FG-FGA	PCT	3FG-3FGA	PCT	FT-FTA	PCT	OFF	DEF	TOT	AVG									
East Texas A&M	11/04/2024		21:48	2-8	.250	1-1	1.000	3-4	.750	0	0	0	0.0	0	6	1	1	3	8	8.0		
Southern U.	11/07/2024	*	14:51	1-2	.500	1-2	.500	0-0	.000	0	1	1	0.5	1	6	0	0	1	3	5.5		
South Dakota	11/12/2024	*	22:12	2-3	.667	1-2	.500	0-1	.000	1	1	2	1.0	2	6	5	0	2	5	5.3		
vs Washington St.	11/15/2024	*	21:35	3-7	.429	1-1	1.000	0-0	.000	1	1	2	1.3	3	4	3	0	1	7	5.8		
Rider	11/19/2024	*	21:33	2-5	.400	1-2	.500	1-2	.500	0	2	2	1.4	1	5	1	0	3	6	5.8		
vs Utah St.	11/22/2024	*	33:45	8-15	.533	3-6	.500	0-0	.000	1	0	1	1.3	2	5	3	0	4	19	8.0		
USC Upstate	11/26/2024	*	28:54	9-13	.692	2-5	.400	0-0	.000	0	3	3	1.6	1	10	1	1	4	20	9.7		
Northwestern	12/03/2024	*	32:47	6-10	.600	0-2	.000	0-1	.000	0	1	1	1.5	2	8	4	1	3	12	10.0		
at Michigan	12/07/2024	*	22:26	1-6	.167	0-1	.000	3-4	.750	2	0	2	1.6	3	4	2	0	2	5	9.4		
Iowa St.	12/12/2024	*	30:53	4-10	.400	0-3	.000	2-2	1.000	0	2	2	1.6	3	8	4	0	1	10	9.5		
New Orleans	12/15/2024	*	20:10	5-6	.833	3-3	1.000	0-0	.000	0	2	2	1.6	1	6	1	0	2	13	9.8		
vs Utah	12/21/2024	*	28:18	4-13	.308	2-5	.400	2-2	1.000	0	1	1	1.6	1	4	1	0	2	12	10.0		
New Hampshire	12/30/2024	*	19:53	4-9	.444	0-3	.000	0-0	.000	0	3	3	1.7	1	4	3	0	1	8	9.8		
at Wisconsin	01/03/2025	*	23:27	3-8	.375	2-5	.400	2-2	1.000	0	2	2	1.7	3	5	2	0	0	10	9.9		
Nebraska	01/07/2025	*	38:41	1-8	.125	1-5	.200	5-6	.833	1	3	4	1.9	2	7	6	0	0	8	9.7		
Totals		15	381:12	55-123	.447	18-46	.391	18-24	.750	6	22	28	1.9	26	88	37	3	29	146	9.7		

Player Averages

Games Played	Minutes/game	Points/game	FG Pct	3FG Pct	FT Pct	Rebounds/game	Assists/game	Turnovers/game	Assist/Turnover ratio	Steals/game	Blocks/game
15	25.4	9.7	44.7	39.1	75.0	1.9	5.9	2.5	2.4	1.9	0.2

CAREER STATISTICS

YEAR	G/GS	FG-A	PCT	3-PT	PCT	FT-A	PCT	REB	AVG	PF-FO	AST	TO	BLK	STL	PTS	AVG
Fresh.	34/0	42-116	.362	15-40	.375	17-22	.773	19	0.6	30-0	89	26	1	27	116	3.4
Soph.	15/15	55-123	.447	18-46	.391	18-24	.750	28	1.9	26-0	88	37	3	29	146	9.7
TOTALS	49/15	97-239	.406	33-86	.384	35-46	.761	47	1.0	56-0	177	63	4	56	262	5.3



2024-25 IOWA MEN'S BASKETBALL



#3 DREW THELWELL
G • 6-3 • 195 • Graduate
 Orlando, Fla.
 Master's Academy
 Morehead State

SEASON HIGHS

Points.....25, at Wisconsin, 1/3/25
 FGM.....9, at Wisconsin, 1/3/25
 FGA.....14, at Wisconsin, 1/3/25
 3-PT FGM.....3, 2X, last at Wisconsin, 1/3/25
 3-PT FGA.....7, vs. Southern, 11/7/24
 FTM.....7, vs. Utah, 12/21/24
 FTA.....8, vs. Utah, 12/21/24
 REB.....6, vs. Iowa State, 12/12/24
 AST.....7, vs. Rider, 11/19/24
 STL.....5, vs. Rider, 11/19/24
 BLK.....1, 2X, last vs. Washington St., 11/15/24
 MIN.....35:54, vs. Iowa State, 12/12/24

CAREER HIGHS

Points.....26 vs. Mercer, 11/14/23
 FGM.....9, 3X, last at Wisconsin, 1/3/25
 FGA.....20 at UT Martin, 2/17/24
 3-PT FGM.....5, 2X, last vs. Chattanooga, 12/3/23
 3-PT FGA.....12 vs. Bellarmine, 11/12/22
 FTM.....8 at Southern Indiana, 2/4/24
 FTA.....8, 3X, last vs. Utah, 12/21/24
 REB.....10 at Georgia Southern, 12/14/22
 AST.....19 vs. Alice Lloyd, 12/21/23
 STL.....5, 2X, last vs. Rider, 11/19/24
 BLK.....2 vs. Bellarmine, 11/12/22
 MIN.....39, 2X, vs. Arkansas Little Rock, 3/9/24

Opponent	Date	GS	MIN	Total		3-Pointers		Free throws		Rebounds			PF	A	TO	BLK	STL	PTS	AVG		
				FG-FGA	PCT	3FG-3FGA	PCT	FT-FTA	PCT	OFF	DEF	TOT								AVG	
East Texas A&M	11/04/2024		17:21	4-6	.667	0-1	.000	2-2	1.000	0	1	1	1.0	1	2	1	0	2	10	10.0	
Southern U.	11/07/2024		25:13	4-8	.500	3-7	.429	1-2	.500	0	1	1	1.0	0	2	1	0	1	12	11.0	
South Dakota	11/12/2024		25:16	4-7	.571	1-4	.250	2-3	.667	1	4	5	2.3	0	6	1	1	1	11	11.0	
vs Washington St.	11/15/2024		19:15	2-4	.500	2-3	.667	1-2	.500	0	3	3	2.5	1	3	1	1	3	7	10.0	
Rider	11/19/2024		27:06	1-3	.333	0-1	.000	0-0	.000	0	0	0	2.0	0	7	2	0	5	2	8.4	
vs Utah St.	11/22/2024		23:00	2-4	.500	1-1	1.000	0-2	.000	0	2	2	2.0	3	2	0	0	1	5	7.8	
USC Upstate	11/26/2024		24:17	6-9	.667	1-2	.500	2-3	.667	0	3	3	2.1	0	3	0	0	4	15	8.9	
Northwestern	12/03/2024		23:23	0-2	.000	0-2	.000	1-2	.500	1	2	3	2.3	3	1	0	0	2	1	7.9	
at Michigan	12/07/2024		18:42	5-10	.500	0-2	.000	0-1	.000	0	0	0	2.0	0	2	0	0	1	10	8.1	
Iowa St.	12/12/2024	*	35:54	3-8	.375	2-5	.400	2-2	1.000	0	6	6	2.4	1	4	1	0	2	10	8.3	
New Orleans	12/15/2024	*	26:55	4-6	.667	1-3	.333	0-0	.000	0	3	3	2.5	0	4	0	0	1	9	8.4	
vs Utah	12/21/2024	*	28:37	3-5	.600	2-3	.667	7-8	.875	0	2	2	2.4	0	2	1	0	1	15	8.9	
New Hampshire	12/30/2024	*	21:31	4-4	1.000	0-0	.000	1-2	.500	1	4	5	2.6	0	4	2	0	1	9	8.9	
at Wisconsin	01/03/2025	*	31:45	9-14	.643	3-5	.600	4-4	1.000	0	1	1	2.5	1	3	1	0	4	25	10.1	
Totals			5	348:15	51-90	.567	16-39	.410	23-33	.697	3	32	35	2.5	10	45	11	2	29	141	10.1

Player Averages

Games Played	Minutes/ game	Points/ game	FG Pct	3FG Pct	FT Pct	Rebounds/ game	Assists/ game	Turnovers/ game	Assist/Turnover ratio	Steals/ game	Blocks/ game
14	24.9	10.1	56.7	41.0	69.7	2.5	3.2	0.8	4.1	2.1	0.1

CAREER STATISTICS

YEAR	G/GS	FG-A	PCT	3-PT	PCT	FT-A	PCT	REB	AVG	PF-FO	AST	TO	BLK	STL	PTS	AVG
Fresh.	16/0	6-18	.333	3-10	.300	0-1	.000	8	0.5	2-0	4	6	0	2	15	0.9
Soph.	30/1	28-86	.298	14-47	.298	9-17	.529	32	1.1	20-0	28	24	3	22	79	2.6
Junior	34/34	133-287	.463	51-134	.381	60-82	.732	147	4.3	48-0	96	55	11	27	377	11.1
Senior	34/34	121-278	.435	48-142	.338	49-76	.645	103	3.0	28-0	211	78	8	44	339	10.0
Graduate	14/5	51-90	.567	16-39	.410	23-33	.697	35	2.5	10-0	45	11	2	29	141	10.1
TOTALS	128/74	339-759	.447	132-372	.355	141-209	.675	325	2.5	108-0	384	174	24	124	951	7.4



#4 JOSH DIX
G • 6-6 • 210 • Jr.
 Council Bluffs, Iowa
 Council Bluffs High School

SEASON HIGHS

Points.....31, vs. Nebraska, 1/7/25
 FGM.....10, vs. Nebraska, 1/7/25
 FGA.....16, vs. Northwestern, 12/3/24
 3-PT FGM.....7, vs. Nebraska, 1/7/25
 3-PT FGA.....10, vs. Nebraska, 1/7/25
 FTM.....4, vs. Nebraska, 1/7/25
 FTA.....4, vs. Nebraska, 1/7/25
 REB.....7, 2X, last at Michigan, 12/7/24
 AST.....7, vs. Nebraska, 1/7/25
 STL.....4, vs. Nebraska, 1/7/25
 BLK.....2 vs. New Orleans, 12/15/24
 MIN.....44:38, vs. Nebraska, 1/7/25

CAREER HIGHS

Points.....31, vs. Nebraska, 1/7/25
 FGM.....10, vs. Nebraska, 1/7/25
 FGA.....16, vs. Northwestern, 12/3/24
 3-PT FGM.....7, vs. Nebraska, 1/7/25
 3-PT FGA.....10, vs. Nebraska, 1/7/25
 FTM.....5, 2X, last at Minnesota, 1/15/24
 FTA.....6 vs. Arkansas State, 11/17/23
 REB.....7, 2X, last at Michigan, 12/7/24
 AST.....7, 2X, last vs. Nebraska, 1/7/25
 STL.....4, vs. Nebraska, 1/7/25
 BLK.....2, 3X, vs. New Orleans, 12/15/24
 MIN.....44:38, vs. Nebraska, 1/7/25

Opponent	Date	GS	MIN	Total		3-Pointers		Free throws		Rebounds			PF	A	TO	BLK	STL	PTS	AVG		
				FG-FGA	PCT	3FG-3FGA	PCT	FT-FTA	PCT	OFF	DEF	TOT								AVG	
East Texas A&M	11/04/2024	*	29:21	4-10	.400	1-5	.200	1-1	1.000	2	0	2	2.0	1	3	2	1	1	10	10.0	
Southern U.	11/07/2024	*	36:15	5-11	.455	2-7	.286	2-2	1.000	0	2	2	2.0	0	5	2	1	1	14	12.0	
South Dakota	11/12/2024	*	27:13	8-10	.800	5-6	.833	2-2	1.000	1	3	4	2.7	2	5	0	0	1	23	15.7	
vs Washington St.	11/15/2024	*	23:12	0-2	.000	0-0	.000	2-2	1.000	0	1	1	2.3	1	3	2	1	2	2	12.3	
vs Utah St.	11/22/2024	*	20:26	2-7	.286	0-4	.000	2-2	1.000	1	1	2	2.2	1	2	1	1	1	6	11.0	
USC Upstate	11/26/2024	*	24:28	5-7	.714	2-4	.500	2-2	1.000	0	7	7	3.0	0	3	0	0	1	14	11.5	
Northwestern	12/03/2024	*	38:25	9-16	.563	3-8	.375	1-1	1.000	0	6	6	3.4	1	1	0	0	0	22	13.0	
at Michigan	12/07/2024	*	36:44	7-15	.467	2-5	.400	0-0	.000	1	6	7	3.9	1	1	1	1	0	16	13.4	
Iowa St.	12/12/2024	*	36:03	5-14	.357	2-6	.333	2-2	1.000	0	4	4	3.9	2	2	0	1	0	14	13.4	
New Orleans	12/15/2024	*	25:05	5-7	.714	3-5	.600	0-0	.000	0	3	3	3.8	0	4	1	2	0	13	13.4	
vs Utah	12/21/2024	*	33:29	7-10	.700	0-1	.000	1-2	.500	0	3	3	3.7	1	4	3	1	2	15	13.5	
New Hampshire	12/30/2024	*	15:31	5-7	.714	1-2	.500	0-0	.000	0	2	2	3.6	0	1	0	0	1	11	13.3	
at Wisconsin	01/03/2025	*	32:26	7-10	.700	2-3	.667	0-0	.000	2	0	2	3.5	0	1	0	0	2	16	13.5	
Nebraska	01/07/2025	*	44:38	10-14	.714	7-10	.700	4-4	1.000	0	6	6	3.6	0	7	1	1	4	31	14.8	
Totals			14	423:16	79-140	.564	30-66	.455	19-20	.950	7	44	51	3.6	10	42	13	10	16	207	14.8

Player Averages

Games Played	Minutes/ game	Points/ game	FG Pct	3FG Pct	FT Pct	Rebounds/ game	Assists/ game	Turnovers/ game	Assist/Turnover ratio	Steals/ game	Blocks/ game
14	30.2	14.8	56.4	45.5	95.0	3.6	3.0	0.9	3.2	1.1	0.7

CAREER STATISTICS

YEAR	G/GS	FG-A	PCT	3-PT	PCT	FT-A	PCT	REB	AVG	PF-FO	AST	TO	BLK	STL	PTS	AVG
Fresh.	31/0	21-52	.404	14-35	.400	6-9	.667	28	0.9	14-0	28	11	3	7	62	2.0
Soph.	34/20	117-212	.552	32-76	.421	37-43	.860	76	2.2	45-0	59	24	9	19	303	8.9
Junior	14/14	79-140	.564	30-66	.455	19-20	.950	51	3.6	10-0	42	13	10	16	207	14.8
TOTALS	73/34	217-404	.537	76-177	.429	62-72	.861	155	2.0	69-0	129	48	22	42	572	7.2



2024-25 IOWA MEN'S BASKETBALL



#5 TREY BUCHANAN
 G • 6-0 • 185 • Fr.
 Westfield, Ind.
 Westfield High School

SEASON HIGHS

Points.....--
 FGM.....--
 FGA.....--
 3-PT FGM.....--
 3-PT FGA.....--
 FTM.....--
 FTA.....--
 REB.....--
 AST.....--
 STL.....--
 BLK.....--
 MIN.....--

CAREER HIGHS

Points.....--
 FGM.....--
 FGA.....--
 3-PT FGM.....--
 3-PT FGA.....--
 FTM.....--
 FTA.....--
 REB.....--
 AST.....--
 STL.....--
 BLK.....--
 MIN.....--

CAREER STATISTICS

YEAR	G/GS	FG-A	PCT	3-PT	PCT	FT-A	PCT	REB	AVG	PF-FO	AST	TO	BLK	STL	PTS	AVG
Fresh.	--	--	--	--	--	--	--	--	--	--	--	--	--	--	--	--



#7 SEYDOU TRAORE
 F • 6-7 • 220 • So.
 New York, N.Y.
 Saviour Lutheran School
 Manhattan College

SEASON HIGHS

Points..... 14, vs. New Hampshire, 12/30/24
 FGM..... 6, vs. New Hampshire, 12/30/24
 FGA..... 13, vs. Rider, 11/19/24
 3-PT FGM..... 2, vs. South Dakota, 11/12/24
 3-PT FGA..... 5, vs. South Dakota, 11/12/24
 FTM..... 4, vs. Rider, 11/19/24
 FTA..... 6, vs. Rider, 11/19/24
 REB..... 5, vs. Rider, 11/19/24
 AST..... 6, vs. New Hampshire, 12/30/24
 STL..... 1, 4X, last vs. New Hampshire, 12/30/24
 BLK..... 3, vs. New Hampshire, 12/30/24
 MIN..... 25:07, vs. Rider, 11/19/24

CAREER HIGHS

Points..... 20 at Iona, 2/16/24
 FGM..... 9 vs. Canisius, 3/9/24
 FGA..... 15 vs. Canisius, 3/9/24
 3-PT FGM..... 4 vs. Marist, 2/23/24
 3-PT FGA..... 10 vs. Marist, 2/23/24
 FTM..... 4, 2X, last vs. Rider, 11/19/24
 FTA..... 6, 2X, last vs. Rider, 11/19/24
 REB..... 17 vs. Farleigh Dickinson, 12/8/23
 AST..... 6, 2X, last vs. New Hampshire, 12/30/24
 STL..... 5 vs. Canisius, 3/9/24
 BLK..... 4 vs. Wagner, 12/30/23
 MIN..... 42 vs. Canisius, 3/9/24

Opponent	Date	GS	MIN	Total		3-Pointers		Free throws		Rebounds				PF	A	TO	BLK	STL	PTS	AVG
				FG-FGA	PCT	3FG-3FGA	PCT	FT-FTA	PCT	OFF	DEF	TOT	AVG							
South Dakota	11/12/2024		22:12	5-9	.556	2-5	.400	0-0	.000	0	4	4	4.0	0	1	0	2	0	12	12.0
vs Washington St.	11/15/2024		22:10	2-5	.400	0-1	.000	1-2	.500	1	3	4	4.0	1	0	1	2	1	5	8.5
Rider	11/19/2024		25:07	4-13	.308	0-2	.000	4-6	.667	4	1	5	4.3	2	1	0	0	1	12	9.7
vs Utah St.	11/22/2024		17:24	2-4	.500	0-0	.000	0-1	.000	1	3	4	4.3	1	2	2	2	1	4	8.3
USC Upstate	11/26/2024		02:01	0-0	.000	0-0	.000	1-2	.500	0	0	0	3.4	0	0	0	0	0	1	6.8
Iowa St.	12/12/2024		14:07	2-4	.500	0-0	.000	2-2	1.000	1	2	3	3.3	2	1	0	0	0	6	6.7
New Hampshire	12/30/2024		20:38	6-10	.600	1-3	.333	1-2	.500	1	2	3	3.3	0	6	2	3	1	14	7.7
at Wisconsin	01/03/2025		13:21	1-4	.250	1-2	.500	1-4	.250	0	2	2	3.1	2	1	1	0	0	4	7.3
Nebraska	01/07/2025		10:34	1-1	1.000	0-0	.000	0-0	.000	0	0	0	2.8	0	0	1	0	0	2	6.7
Totals		0	147:34	23-50	.460	4-13	.308	10-19	.526	8	17	25	2.8	8	12	7	9	4	60	6.7

Player Averages

Games Played	Minutes/game	Points/game	FG Pct	3FG Pct	FT Pct	Rebounds/game	Assists/game	Turnovers/game	Assist/Turnover ratio	Steals/game	Blocks/game
9	16.4	6.7	46.0	30.8	52.6	2.8	1.3	0.8	1.7	0.4	1.0

CAREER STATISTICS

YEAR	G/GS	FG-A	PCT	3-PT	PCT	FT-A	PCT	REB	AVG	PF-FO	AST	TO	BLK	STL	PTS	AVG
Fresh.	28/27	132-305	.433	23-90	.256	44-55	.800	230	8.2	68-2	65	51	36	43	331	11.8
Soph.	9/0	23-50	.460	4-13	.308	10-19	.526	25	2.8	8-0	12	7	9	4	60	6.7
TOTALS	37/27	155-355	.437	27-103	.262	54-74	.730	255	6.9	76-2	77	58	45	47	391	10.6



2024-25 IOWA MEN'S BASKETBALL



#8 COOPER KOCH
 F • 6-8 • 215 • Fr.
 Peoria, Ill.
 Metamora Township
 High School

SEASON HIGHS

Points..... 14, vs. New Hampshire, 12/30/24
 FGM..... 4, vs. New Hampshire, 12/30/24
 FGA..... 9, vs. South Dakota, 11/12/24
 3-PT FGM..... 3, vs. New Hampshire, 12/30/24
 3-PT FGA..... 6, vs. New Hampshire, 12/30/24
 FTM..... 3, vs. New Hampshire, 12/30/24
 FTA..... 4, vs. New Hampshire, 12/30/24
 REB..... 5, 2X, last vs. New Orleans, 12/15/24
 AST..... 3, vs. New Hampshire, 12/30/24
 STL..... 1, 3X, last vs. New Hampshire, 12/30/24
 BLK..... 2, vs. New Orleans, 12/15/24
 MIN..... 21:29, vs. New Orleans, 12/15/24

CAREER HIGHS

Points..... 14, vs. New Hampshire, 12/30/24
 FGM..... 4, vs. New Hampshire, 12/30/24
 FGA..... 9, vs. South Dakota, 11/12/24
 3-PT FGM..... 3, vs. New Hampshire, 12/30/24
 3-PT FGA..... 6, vs. New Hampshire, 12/30/24
 FTM..... 3, vs. New Hampshire, 12/30/24
 FTA..... 4, vs. New Hampshire, 12/30/24
 REB..... 5, 2X, last vs. New Orleans, 12/15/24
 AST..... 3, vs. New Hampshire, 12/30/24
 STL..... 1, 3X, last vs. New Hampshire, 12/30/24
 BLK..... 2, vs. New Orleans, 12/15/24
 MIN..... 21:29, vs. New Orleans, 12/15/24

Opponent	Date	GS	MIN	Total		3-Pointers		Free throws		Rebounds				PF				PTS	AVG	
				FG-FGA	PCT	3FG-3FGA	PCT	FT-FTA	PCT	OFF	DEF	TOT	AVG	A	TO	BLK	STL			
East Texas A&M	11/04/2024		18:24	2-3	.667	1-1	1.000	1-2	.500	0	2	2	2.0	1	1	0	0	1	6	6.0
Southern U.	11/07/2024		08:43	0-0	.000	0-0	.000	1-2	.500	0	0	0	1.0	1	2	0	0	0	1	3.5
South Dakota	11/12/2024		16:22	3-9	.333	0-4	.000	2-2	1.000	1	4	5	2.3	2	0	0	0	0	8	5.0
vs Washington St.	11/15/2024		13:53	2-3	.667	2-3	.667	0-2	.000	1	2	3	2.5	0	0	0	1	0	6	5.3
Rider	11/19/2024		14:10	1-1	1.000	1-1	1.000	0-0	.000	0	3	3	2.6	4	0	0	0	0	3	4.8
vs Utah St.	11/22/2024		05:06	0-0	.000	0-0	.000	0-0	.000	0	0	0	2.2	1	0	2	1	0	0	4.0
New Orleans	12/15/2024		21:29	2-6	.333	2-5	.400	0-0	.000	1	4	5	2.6	1	2	0	2	1	6	4.3
vs Utah	12/21/2024		07:36	0-1	.000	0-1	.000	0-0	.000	0	0	0	2.3	0	0	1	0	0	0	3.8
New Hampshire	12/30/2024		19:59	4-7	.571	3-6	.500	3-4	.750	0	3	3	2.3	3	3	0	0	1	14	4.9
at Wisconsin	01/03/2025		10:26	1-1	1.000	0-0	.000	0-1	.000	0	0	0	2.1	1	0	0	0	0	2	4.6
Totals		0	136:07	15-31	.484	9-21	.429	7-13	.538	3	18	21	2.1	14	8	3	4	3	46	4.6

Player Averages

Games Played	Minutes/game	Points/game	FG Pct	3FG Pct	FT Pct	Rebounds/game	Assists/game	Turnovers/game	Assist/Turnover ratio	Steals/game	Blocks/game
10	13.6	4.6	48.4	42.9	53.8	2.1	0.8	0.3	2.7	0.3	0.4

CAREER STATISTICS

YEAR	G/GS	FG-A	PCT	3-PT	PCT	FT-A	PCT	REB	AVG	PF-FO	AST	TO	BLK	STL	PTS	AVG
Fresh.	10/0	15-31	.484	9-21	.429	7-13	.538	21	2.1	14-0	8	3	4	3	46	4.6



#10 JACOB KOCH
 G • 6-2 • 180 • Fr.
 Iowa City, Iowa
 Iowa City West High School

SEASON HIGHS

Points..... 4, vs. New Orleans, 12/15/24
 FGM..... 2, vs. New Orleans, 12/15/24
 FGA..... 2, 3X, last vs. New Hampshire, 12/30/24
 3-PT FGM..... 1, vs. USC Upstate, 11/26/24
 3-PT FGA..... 1, 2X, last vs. New Hampshire, 12/30/24
 FTM..... --
 FTA..... --
 REB..... 1, 3X, last vs. New Hampshire, 12/30/24
 AST..... 1, 3X, last vs. New Orleans, 12/15/24
 STL..... --
 BLK..... --
 MIN..... 06:22, vs. New Hampshire, 12/30/24

CAREER HIGHS

Points..... 4, vs. New Orleans, 12/15/24
 FGM..... 2, vs. New Orleans, 12/15/24
 FGA..... 2, 3X, last vs. New Hampshire, 12/30/24
 3-PT FGM..... 1, vs. USC Upstate, 11/26/24
 3-PT FGA..... 1, 2X, last vs. New Hampshire, 12/30/24
 FTM..... --
 FTA..... --
 REB..... 1, 3X, last vs. New Hampshire, 12/30/24
 AST..... 1, 3X, last vs. New Orleans, 12/15/24
 STL..... --
 BLK..... --
 MIN..... 06:22, vs. New Hampshire, 12/30/24

Opponent	Date	GS	MIN	Total		3-Pointers		Free throws		Rebounds				PF				PTS	AVG	
				FG-FGA	PCT	3FG-3FGA	PCT	FT-FTA	PCT	OFF	DEF	TOT	AVG	A	TO	BLK	STL			
East Texas A&M	11/04/2024		00:51	0-0	.000	0-0	.000	0-0	.000	0	0	0	0.0	0	1	0	0	0	0	0.0
South Dakota	11/12/2024		01:28	1-2	.500	0-0	.000	0-0	.000	1	0	1	0.5	0	0	0	0	0	2	1.0
Rider	11/19/2024		01:24	0-1	.000	0-0	.000	0-0	.000	0	0	0	0.3	0	0	0	0	0	0	0.7
USC Upstate	11/26/2024		05:09	1-1	1.000	1-1	1.000	0-0	.000	0	1	1	0.5	0	1	0	0	0	3	1.3
New Orleans	12/15/2024		04:28	2-2	1.000	0-0	.000	0-0	.000	0	0	0	0.4	0	1	0	0	0	4	1.8
New Hampshire	12/30/2024		06:22	1-2	.500	0-1	.000	0-0	.000	0	1	1	0.5	0	0	0	0	0	2	1.8
Totals		0	19:42	5-8	.625	1-2	.500	0-0	.000	1	2	3	0.5	0	3	0	0	0	11	1.8

Player Averages

Games Played	Minutes/game	Points/game	FG Pct	3FG Pct	FT Pct	Rebounds/game	Assists/game	Turnovers/game	Assist/Turnover ratio	Steals/game	Blocks/game
6	3.3	1.8	62.5	50.0	0.0	0.5	0.5	0.0	3.0	0.0	0.0

CAREER STATISTICS

YEAR	G/GS	FG-A	PCT	3-PT	PCT	FT-A	PCT	REB	AVG	PF-FO	AST	TO	BLK	STL	PTS	AVG
Fresh.	6/0	5-8	.625	1-2	.500	0-0	.000	3	0.5	0-0	3	0	0	0	11	1.8



2024-25 IOWA MEN'S BASKETBALL



#13 LADJI DEMBELE

F • 6-8 • 255 • So.
Newark, N.J.
St. Benedict's Prep

SEASON HIGHS

Points..... 12, vs. New Hampshire, 12/30/24
FGM..... 5, 2X, last vs. New Hampshire, 12/30/24
FGA..... 8, vs. South Dakota, 11/12/24
3-PT FGM..... 3 vs. Iowa State, 12/12/24
3-PT FGA..... 3, 3X, last vs. Iowa State, 12/12/24
FTM..... 2, 2X, last vs. New Hampshire, 12/30/24
FTA..... 2, 4X, last vs. New Hampshire, 12/30/24
REB..... 8, 2X, last vs. South Dakota, 11/12/24
AST..... 2, 3X, last vs. USC Upstate, 11/26/24
STL..... 1, 6X, last vs. New Hampshire, 12/30/24
BLK..... 2, vs. Rider, 11/19/24
MIN..... 28:42, vs. Southern, 11/7/24

CAREER HIGHS

Points..... 12, vs. New Hampshire, 12/30/24
FGM..... 5, 2X, last vs. New Hampshire, 12/30/24
FGA..... 8, vs. South Dakota, 11/12/24
3-PT FGM..... 3 vs. Iowa State, 12/12/24
3-PT FGA..... 3, 4X, last vs. Iowa State, 12/12/24
FTM..... 2, 3X, last vs. New Hampshire, 12/30/24
FTA..... 2, 9X, last vs. New Hampshire, 12/30/24
REB..... 8, 2X, last vs. South Dakota, 11/12/24
AST..... 2, 6X, last vs. USC Upstate, 11/26/24
STL..... 3 vs. Florida A&M, 12/16/23
BLK..... 2, 2X, last vs. Rider, 11/19/24
MIN..... 28:42, vs. Southern, 11/7/24

Opponent	Date	GS	MIN	Total		3-Pointers		Free throws		Rebounds				PF	A	TO	BLK	STL	PTS	AVG	
				FG-FGA	PCT	3FG-3FGA	PCT	FT-FTA	PCT	OFF	DEF	TOT	AVG								
East Texas A&M	11/04/2024	*	16:01	2-5	.400	0-1	.000	0-0	.000	2	1	3	3.0	3	0	1	0	0	4	4.0	
Southern U.	11/07/2024	*	28:42	2-5	.400	1-3	.333	0-0	.000	4	4	8	5.5	3	1	1	0	1	5	4.5	
South Dakota	11/12/2024	*	22:24	5-8	.625	1-2	.500	0-0	.000	4	4	8	6.3	3	1	0	0	0	11	6.7	
vs Washington St.	11/15/2024	*	20:45	2-6	.333	1-3	.333	0-0	.000	1	1	2	5.3	1	2	1	0	1	5	6.3	
Rider	11/19/2024	*	20:39	1-3	.333	0-1	.000	2-2	1.000	1	3	4	5.0	2	0	0	2	0	4	5.8	
vs Utah St.	11/22/2024	*	10:26	0-1	.000	0-0	.000	0-0	.000	0	3	3	4.7	3	2	1	0	0	0	4.8	
USC Upstate	11/26/2024	*	17:30	2-7	.286	1-2	.500	0-0	.000	1	1	2	4.3	0	2	1	0	1	5	4.9	
Northwestern	12/03/2024	*	16:12	0-1	.000	0-0	.000	0-0	.000	1	0	1	3.9	1	0	1	0	0	0	4.3	
at Michigan	12/07/2024	*	19:43	0-2	.000	0-1	.000	1-2	.500	3	2	5	4.0	2	0	0	0	0	1	3.9	
Iowa St.	12/12/2024		14:17	4-4	1.000	3-3	1.000	0-0	.000	1	3	4	4.0	3	0	1	0	1	11	4.6	
New Orleans	12/15/2024		07:42	0-1	.000	0-0	.000	0-0	.000	0	1	1	3.7	1	0	0	0	0	0	4.2	
vs Utah	12/21/2024		19:56	2-4	.500	1-1	1.000	0-2	.000	2	2	4	3.8	4	0	2	1	1	5	4.3	
New Hampshire	12/30/2024	*	17:45	5-6	.833	0-1	.000	2-2	1.000	1	3	4	3.8	1	1	0	0	1	12	4.8	
at Wisconsin	01/03/2025		09:14	1-2	.500	0-1	.000	0-0	.000	1	1	2	3.6	2	0	0	0	0	2	4.6	
Nebraska	01/07/2025	*	12:18	0-0	.000	0-0	.000	0-0	.000	1	2	3	3.6	3	1	0	0	0	0	4.3	
Totals			11	253:34	26-55	.473	8-19	.421	5-8	.625	23	31	54	3.6	32	10	9	3	6	65	4.3

Player Averages

Games Played	Minutes/game	Points/game	FG Pct	3FG Pct	FT Pct	Rebounds/game	Assists/game	Turnovers/game	Assist/Turnover ratio	Steals/game	Blocks/game
15	16.9	4.3	47.3	42.1	62.5	3.6	0.7	0.6	1.1	0.4	0.2

CAREER STATISTICS

YEAR	G/GS	FG-A	PCT	3-PT	PCT	FT-A	PCT	REB	AVG	PF-FO	AST	TO	BLK	STL	PTS	AVG
Fresh.	32/0	28-74	.378	9-29	.310	5-14	.357	65	2.0	67-0	14	21	7	15	70	2.2
Soph.	15/10	26-55	.473	8-19	.421	5-8	.625	54	3.6	32-0	10	9	3	6	65	4.3
TOTALS	47/11	54-129	.419	17-48	.354	10-22	.455	119	2.5	99-0	24	30	10	21	135	2.9



#14 CARTER KINGSBURY

G • 6-5 • 225 • RS Jr.
Ponca, Neb.
Brewster Academy
(N.H.)

SEASON HIGHS

Points..... 6, vs. New Orleans, 12/15/24
FGM..... 3, vs. New Orleans, 12/15/24
FGA..... 6, vs. New Orleans, 12/15/24
3-PT FGM..... 1, 2X, last vs. USC Upstate, 11/26/24
3-PT FGA..... 2, vs. New Orleans, 12/15/24
FTM..... --
FTA..... --
REB..... 2, 4X, last vs. Nebraska, 1/7/25
AST..... 1, 2X, last vs. New Hampshire, 12/30/24
STL..... 1, vs. USC Upstate, 12/30/24
BLK..... 1, vs. New Hampshire, 12/30/24
MIN..... 16:12, vs. USC Upstate, 11/26/24

CAREER HIGHS

Points..... 6, vs. New Orleans, 12/15/24
FGM..... 3, vs. New Orleans, 12/15/24
FGA..... 6, vs. New Orleans, 12/15/24
3-PT FGM..... 1, 5X, last vs. USC Upstate, 11/26/24
3-PT FGA..... 2, vs. New Orleans, 12/15/24
FTM..... 1 vs. North Carolina A&T, 11/11/22
FTA..... 2 vs. North Carolina A&T, 11/11/22
REB..... 2, 9X, last vs. Nebraska, 1/7/25
AST..... 1, 7X, last vs. New Hampshire, 12/30/24
STL..... 1, 2X, last vs. USC Upstate, 12/30/24
BLK..... 1, vs. New Hampshire, 12/30/24
MIN..... 16:12, vs. USC Upstate, 11/26/24

Opponent	Date	GS	MIN	Total		3-Pointers		Free throws		Rebounds				PF	A	TO	BLK	STL	PTS	AVG
				FG-FGA	PCT	3FG-3FGA	PCT	FT-FTA	PCT	OFF	DEF	TOT	AVG							
East Texas A&M	11/04/2024		07:45	0-1	.000	0-1	.000	0-0	.000	0	2	2	2.0	0	0	1	0	0	0	0.0
South Dakota	11/12/2024		04:48	0-1	.000	0-1	.000	0-0	.000	0	0	0	1.0	0	0	0	0	0	0	0.0
Rider	11/19/2024		03:07	1-1	1.000	1-1	1.000	0-0	.000	0	0	0	0.7	0	0	0	0	0	3	1.0
USC Upstate	11/26/2024		16:12	2-2	1.000	1-1	1.000	0-0	.000	0	1	1	0.8	2	0	0	0	1	5	2.0
at Michigan	12/07/2024		00:36	0-0	.000	0-0	.000	0-0	.000	0	0	0	0.6	0	0	0	0	0	0	1.6
New Orleans	12/15/2024		11:26	3-6	.500	0-2	.000	0-0	.000	1	1	2	0.8	0	1	0	0	0	6	2.3
vs Utah	12/21/2024		05:27	0-0	.000	0-0	.000	0-0	.000	0	1	1	0.9	0	0	0	0	0	0	2.0
New Hampshire	12/30/2024		12:02	0-1	.000	0-1	.000	0-0	.000	0	2	2	1.0	1	1	0	1	0	0	1.8
at Wisconsin	01/03/2025		02:12	0-0	.000	0-0	.000	0-0	.000	0	0	0	0.9	0	0	0	0	0	0	1.6
Nebraska	01/07/2025		08:58	0-0	.000	0-0	.000	0-0	.000	0	2	2	1.0	2	0	0	0	0	0	1.4
Totals			0	72:33	6-12	.500	2-7	.286	0-0	.000	1	9	1.0	5	2	1	1	1	14	1.4

Player Averages

Games Played	Minutes/game	Points/game	FG Pct	3FG Pct	FT Pct	Rebounds/game	Assists/game	Turnovers/game	Assist/Turnover ratio	Steals/game	Blocks/game
10	7.3	1.4	50.0	28.6	0.0	1.0	0.2	0.1	2.0	0.1	0.1

CAREER STATISTICS

YEAR	G/GS	FG-A	PCT	3-PT	PCT	FT-A	PCT	REB	AVG	PF-FO	AST	TO	BLK	STL	PTS	AVG
Fresh.	8/0	2-5	.400	2-2	1.000	1-2	.500	6	0.8	0-0	4	1	0	1	7	0.9
Soph.	5/0	2-5	.400	1-2	.500	0-0	.000	7	1.4	0-0	1	1	0	0	5	1.0
Junior	10/0	6-12	.500	2-7	.286	0-0	.000	10	1.0	5-0	2	1	1	1	14	1.4
TOTALS	23/0	10-22	.455	5-11	.455	1-2	.500	23	1.0	5-0	7	3	1	2	26	1.1

2024-25 IOWA MEN'S BASKETBALL



#25 LUC LAKETA
 G • 6-5 • 190 • Sr.
 Concord, Michigan
 Hanover Horton High School
 Winchendon (Mass.)

SEASON HIGHS

Points--
 FGM--
 FGA--
 3-PT FGM--
 3-PT FGA--
 FTM--
 FTA--
 REB--
 AST--
 STL--
 BLK--
 MIN--

CAREER HIGHS

Points 4 vs. Florida A&M, 12/16/23
 FGM 1, 5X, last vs. SFlorida A&M, 12/16/23
 FGA 1, 10X, last vs. Florida A&M, 12/16/23
 3-PT FGM 1, 5X, last vs. Florida A&M, 12/16/23
 3-PT FGA 1, 9X, last vs. Florida A&M, 12/16/23
 FTM 1, 2X, last vs. Florida A&M, 12/16/23
 FTA 4 vs. Florida A&M, 12/16/23
 REB 2 vs. SE Missouri St., 12/17/22
 AST 1, 2X, last vs. North Dakota, 11/7/23
 STL 1, 2X, last vs. Michigan State, 2/22/22
 BLK--
 MIN 6 vs. Western Michigan, 11/22/21

CAREER STATISTICS

YEAR	G/GS	FG-A	PCT	3-PT	PCT	FT-A	PCT	REB	AVG	PF-FO	AST	TO	BLK	STL	PTS	AVG
Fresh.	12/0	3-6	.500	3-5	.600	0-0	.000	2	0.2	1-0	1	3	0	2	9	0.8
Soph.	4/0	1-3	.333	1-3	.333	1-2	.500	4	1.0	2-0	0	0	0	0	4	1.0
Junior	4/0	1-1	1.000	1-1	1.000	1-4	.250	0	0.0	2-0	1	1	0	0	4	1.0
Senior	--	--	--	--	--	--	--	--	--	--	--	--	--	--	--	--
TOTALS	20/0	5-10	.500	5-9	.556	2-6	.333	6	0.3	5-0	2	4	0	2	17	0.9



#32 OWEN FREEMAN
 F • 6-10 • 245 • So.
 Moline, Ill.
 Moline High School

SEASON HIGHS

Points 22, vs. New Orleans, 12/15/24
 FGM 10, vs. New Orleans, 12/15/24
 FGA 15, vs. Washington St., 11/15/24
 3-PT FGM 1, 4X, last vs. Iowa State, 12/12/24
 3-PT FGA 3, vs. USC Upstate, 11/26/24
 FTM 5, 3X, last vs. Nebraska, 1/7/25
 FTA 7, 2X, vs. Iowa State, 12/12/24
 REB 11, 2X, last vs. Utah St., 11/22/24
 AST 2, 7X, last vs. Utah, 12/21/24
 STL 3, vs. East Texas A&M, 11/4/24
 BLK 4 vs. Nebraska, 1/7/25
 MIN 38:34, vs. Nebraska, 1/7/25

CAREER HIGHS

Points 22, 2X, last vs. New Orleans, 12/15/24
 FGM 11 vs. Nebraska, 1/12/24
 FGA 15, vs. Washington St., 11/15/24
 3-PT FGM 1, 4X, last vs. Iowa State, 12/12/24
 3-PT FGA 3, vs. USC Upstate, 11/26/24
 FTM 8 vs. Wisconsin, 2/17/24
 FTA 11 vs. Wisconsin, 2/17/24
 REB 14 vs. Minnesota, 2/11/24
 AST 6 vs. Wisconsin, 2/17/24
 STL 4 vs. Northern Illinois, 12/29/23
 BLK 5, 2X, last vs. Illinois, 3/10/24
 MIN 38:34, vs. Nebraska, 1/7/25

Opponent	Date	GS	MIN	Total		3-Pointers		Free throws		Rebounds				PF	A	TO	BLK	STL	PTS	AVG	
				FG-FGA	PCT	3FG-3FGA	PCT	FT-FTA	PCT	OFF	DEF	TOT	AVG								
East Texas A&M	11/04/2024	*	22:03	6-10	.600	0-0	.000	3-5	.600	5	4	9	9.0	2	1	1	3	3	15	15.0	
Southern U.	11/07/2024	*	21:06	6-11	.545	1-2	.500	2-3	.667	1	7	8	8.5	4	2	2	3	0	15	15.0	
vs Washington St.	11/15/2024	*	29:15	9-15	.600	0-1	.000	3-4	.750	5	6	11	9.3	2	0	3	0	1	21	17.0	
Rider	11/19/2024	*	25:23	7-11	.636	0-0	.000	5-7	.714	1	4	5	8.3	1	2	3	2	0	19	17.5	
vs Utah St.	11/22/2024	*	33:60	9-12	.750	0-0	.000	0-2	.000	3	8	11	8.8	4	2	4	3	0	18	17.6	
USC Upstate	11/26/2024	*	18:47	8-12	.667	1-3	.333	0-0	.000	1	5	6	8.3	1	0	2	2	0	17	17.5	
Northwestern	12/03/2024	*	31:42	7-9	.778	1-1	1.000	1-4	.250	0	3	3	7.6	2	2	2	0	0	16	17.3	
at Michigan	12/07/2024	*	19:09	6-10	.600	0-1	.000	1-3	.333	2	1	3	7.0	4	1	0	0	0	13	16.8	
Iowa St.	12/12/2024	*	25:43	5-8	.625	1-1	1.000	5-7	.714	2	3	5	6.8	2	2	0	3	0	16	16.7	
New Orleans	12/15/2024	*	18:54	10-12	.833	0-1	.000	2-3	.667	1	3	4	6.5	1	2	1	3	1	22	17.2	
vs Utah	12/21/2024	*	18:55	7-11	.636	0-0	.000	2-4	.500	3	3	6	6.5	4	2	2	3	1	16	17.1	
at Wisconsin	01/03/2025	*	27:09	6-11	.545	0-0	.000	2-3	.667	1	2	3	6.2	1	1	3	1	0	14	16.8	
Nebraska	01/07/2025	*	38:34	5-12	.417	0-1	.000	5-6	.833	3	5	8	6.3	5	1	1	4	1	15	16.7	
Totals			13	330:39	91-144	.632	4-11	.364	31-51	.608	28	54	82	6.3	33	18	24	27	7	217	16.7

Player Averages

Games Played	Minutes/game	Points/game	FG Pct	3FG Pct	FT Pct	Rebounds/game	Assists/game	Turnovers/game	Assist/Turnover ratio	Steals/game	Blocks/game
13	25.4	16.7	63.2	36.4	60.8	6.3	1.4	1.8	0.8	0.5	2.1

CAREER STATISTICS

YEAR	G/GS	FG-A	PCT	3-PT	PCT	FT-A	PCT	REB	AVG	PF-FO	AST	TO	BLK	STL	PTS	AVG
Fresh.	34/25	145-236	.614	0-4	.000	72-109	.661	225	6.6	92-2	41	39	61	32	362	10.6
Soph.	13/13	91-144	.632	4-11	.364	31-51	.608	82	6.3	33-1	18	24	27	7	217	16.7
TOTALS	47/38	236-380	.621	4-15	.267	103-160	.644	307	6.5	125-3	59	63	88	39	579	12.3



2024-25 IOWA MEN'S BASKETBALL



#34 CHRIS TADJO
 F • 6-8 • 240 • Fr.
 Montreal, Quebec
 NBA Academy Latin America

Opponent	Date	GS	MIN	Total		3-Pointers		Free throws		Rebounds				PF	A	TO	BLK	STL	PTS	AVG
				FG-FGA	PCT	3FG-3FGA	PCT	FT-FTA	PCT	OFF	DEF	TOT	AVG							
East Texas A&M	11/04/2024		05:18	0-1	.000	0-1	.000	0-0	.000	0	1	1	1.0	0	0	1	0	0	0	0.0
USC Upstate	11/26/2024		07:39	1-1	1.000	1-1	1.000	2-2	1.000	1	0	1	1.0	4	0	2	0	0	5	2.5
at Michigan	12/07/2024		03:42	1-2	.500	0-0	.000	0-0	.000	0	2	2	1.3	2	0	0	1	0	2	2.3
New Orleans	12/15/2024		05:12	1-2	.500	0-0	.000	0-0	.000	1	0	1	1.3	0	0	0	1	1	2	2.3
New Hampshire	12/30/2024		09:59	2-3	.667	0-0	.000	1-5	.200	1	3	4	1.8	1	0	0	0	0	5	2.8
at Wisconsin	01/03/2025		03:36	0-0	.000	0-0	.000	0-0	.000	0	0	0	1.5	0	0	0	0	0	2	2.3
Totals		0	35:26	5-9	.556	1-2	.500	3-7	.429	3	6	9	1.5	7	0	3	2	1	14	2.3

SEASON HIGHS

Points.....5, 2X, last vs. New Hampshire, 12/30/24
 FGM.....2, vs. New Hampshire, 12/30/24
 FGA.....3, vs. New Hampshire, 12/30/24
 3-PT FGM.....1, vs. USC Upstate, 11/26/24
 3-PT FGA.....1, 2X, last vs. USC Upstate, 11/26/24
 FTM.....2, vs. USC Upstate, 11/26/24
 FTA.....5, vs. New Hampshire, 12/30/24
 REB.....4, vs. New Hampshire, 12/30/24
 AST.....--
 STL.....1, vs. New Orleans, 12/15/24
 BLK.....1, 2X, last vs. New Orleans, 12/15/24
 MIN.....09:59, vs. New Hampshire, 12/30/24

CAREER HIGHS

Points.....5, 2X, last vs. New Hampshire, 12/30/24
 FGM.....2, vs. New Hampshire, 12/30/24
 FGA.....3, vs. New Hampshire, 12/30/24
 3-PT FGM.....1, vs. USC Upstate, 11/26/24
 3-PT FGA.....1, 2X, last vs. USC Upstate, 11/26/24
 FTM.....2, vs. USC Upstate, 11/26/24
 FTA.....5, vs. New Hampshire, 12/30/24
 REB.....4, vs. New Hampshire, 12/30/24
 AST.....--
 STL.....1, vs. New Orleans, 12/15/24
 BLK.....1, 2X, last vs. New Orleans, 12/15/24
 MIN.....09:59, vs. New Hampshire, 12/30/24

Player Averages

Games Played	Minutes/ game	Points/ game	FG Pct	3FG Pct	FT Pct	Rebounds/ game	Assists/ game	Turnovers/ game	Assist/Turnover ratio	Steals/ game	Blocks/ game
6	5.9	2.3	55.6	50.0	42.9	1.5	0.0	0.5	0.0	0.2	0.3

CAREER STATISTICS

YEAR	G/GS	FG-A	PCT	3-PT	PCT	FT-A	PCT	REB	AVG	PF-FO	AST	TO	BLK	STL	PTS	AVG
Fresh.	6/0	5-9	.556	1-2	.500	3-7	.429	9	1.5	7-0	0	3	2	1	14	2.3



#44 RILEY MULVEY
 F • 6-11 • 245 • RS Jr.
 Rotterdam, New York
 St. Thomas More
 High School

Opponent	Date	GS	MIN	Total		3-Pointers		Free throws		Rebounds				PF	A	TO	BLK	STL	PTS	AVG
				FG-FGA	PCT	3FG-3FGA	PCT	FT-FTA	PCT	OFF	DEF	TOT	AVG							
East Texas A&M	11/04/2024		03:19	0-0	.000	0-0	.000	0-0	.000	0	0	0	0.0	1	0	0	0	0	0	0.0
South Dakota	11/12/2024		08:21	2-3	.667	0-0	.000	0-0	.000	1	4	5	2.5	0	0	0	0	0	4	2.0
Rider	11/19/2024		01:24	0-0	.000	0-0	.000	0-0	.000	0	1	1	2.0	0	0	0	0	0	1.3	
USC Upstate	11/26/2024		11:47	4-4	1.000	0-0	.000	3-4	.750	1	2	3	2.3	0	0	0	1	0	11	3.8
at Michigan	12/07/2024		08:27	0-1	.000	0-0	.000	1-2	.500	2	0	2	2.2	1	0	0	0	0	1	3.2
New Orleans	12/15/2024		08:13	0-1	.000	0-0	.000	2-4	.500	1	3	4	2.5	0	1	1	1	1	2	3.0
New Hampshire	12/30/2024		07:54	3-3	1.000	0-0	.000	0-1	.000	2	1	3	2.6	1	0	1	0	0	6	3.4
Totals		0	49:25	9-12	.750	0-0	.000	6-11	.545	7	11	18	2.6	3	1	2	2	1	24	3.4

SEASON HIGHS

Points.....11, vs. USC Upstate, 11/26/24
 FGM.....4, vs. USC Upstate, 11/26/24
 FGA.....4, vs. USC Upstate, 11/26/24
 3-PT FGM.....--
 3-PT FGA.....--
 FTM.....3, vs. USC Upstate, 11/26/24
 FTA.....4, 2X, last vs. New Orleans, 12/15/24
 REB.....5, vs. South Dakota, 11/12/24
 AST.....1, vs. New Orleans, 12/15/24
 STL.....1, vs. New Orleans, 12/15/24
 BLK.....1, 2X, last vs. New Orleans, 12/15/24
 MIN.....11:47, vs. USC Upstate, 11/26/24

CAREER HIGHS

Points.....11, vs. USC Upstate, 11/26/24
 FGM.....4, vs. USC Upstate, 11/26/24
 FGA.....5, 2X, last vs. North Carolina A&T, 11/11/22
 3-PT FGM.....--
 3-PT FGA.....1, 3X, last vs. North Carolina A&T, 11/11/22
 FTM.....3, vs. USC Upstate, 11/26/24
 FTA.....4, 2X, last vs. New Orleans, 12/15/24
 REB.....5, 2X, last vs. South Dakota, 11/12/24
 AST.....1, 4X, last vs. New Orleans, 12/15/24
 STL.....1, 2X, last vs. New Orleans, 12/15/24
 BLK.....3 vs. Northwestern, 3/10/22
 MIN.....13, 2X, last vs. Michigan, 1/12/23

Player Averages

Games Played	Minutes/ game	Points/ game	FG Pct	3FG Pct	FT Pct	Rebounds/ game	Assists/ game	Turnovers/ game	Assist/Turnover ratio	Steals/ game	Blocks/ game
7	7.1	3.4	75.0	0.0	54.5	2.6	0.1	0.3	0.5	0.1	0.3

CAREER STATISTICS

YEAR	G/GS	FG-A	PCT	3-PT	PCT	FT-A	PCT	REB	AVG	PF-FO	AST	TO	BLK	STL	PTS	AVG
Fresh.	17/0	6-12	.500	0-2	.000	4-4	1.000	15	0.9	12-0	2	4	5	0	16	0.9
Soph.	12/0	5-10	.500	0-1	.000	1-2	.500	11	0.9	2-0	2	1	5	1	11	0.9
RS Junior	7/0	9-12	.750	0-0	.000	6-11	.545	18	2.6	3-0	1	2	2	1	24	3.4
TOTALS	36/0	20-34	.588	0-3	.000	11-17	.647	44	1.2	17-0	5	7	12	2	51	1.4



2024-25 IOWA MEN'S BASKETBALL \ \ GAME-BY-GAME STATISTICS
@IOWAHOOPS

Team	Score	FG-A	PCT	3-PT. FG	PCT	FT-FTA	PCT	REB	PF	AST	TO	STL	BLK
East Texas A&M	67	29-62	.468	7-24	.292	2-6	.333	36	18	12	24	5	5
at Iowa	89	32-70	.457	10-29	.345	15-20	.750	41	13	23	14	13	10
Southern	74	31-65	.476	6-19	.315	6-15	.400	36	15	16	11	10	1
at Iowa	89	32-60	.533	18-40	.450	7-12	.583	35	14	26	12	5	4
South Dakota	77	30-68	.441	10-32	.313	7-14	.500	37	15	10	13	6	2
at Iowa	96	37-68	.544	13-31	.419	9-12	.750	40	16	21	10	5	3
Washington State	66	26-66	.394	5-28	.179	9-12	.750	43	25	11	18	7	6
vs. Iowa	76	25-60	.417	8-25	.320	18-27	.667	38	13	14	13	10	5
Rider	58	23-54	.426	1-16	.063	11-13	.846	35	16	11	20	5	2
at Iowa	83	30-64	.469	8-22	.364	15-21	.714	33	14	18	8	11	5
Utah State	77	30-65	.462	7-21	.333	10-16	.625	47	20	17	18	13	6
vs. Iowa	69	28-64	.438	5-26	.192	8-16	.500	31	18	19	16	11	8
USC Upstate	77	29-66	.439	9-27	.333	10-14	.714	34	14	14	19	4	2
at Iowa	110	43-71	.606	12-26	.462	12-15	.800	34	10	24	7	12	5
Northwestern	79	29-60	.483	8-21	.381	13-16	.813	36	19	13	12	8	1
at Iowa	80	30-55	.545	9-23	.391	11-19	.579	26	14	16	12	7	2
Iowa	83	32-77	.416	9-27	.333	10-17	.588	30	18	13	4	5	2
at #23 Michigan	85	32-58	.552	4-20	.200	17-22	.773	45	16	15	17	3	3
#3 Iowa State	89	31-70	.443	11-28	.393	16-22	.727	46	15	16	9	7	3
at Iowa	80	28-63	.444	11-28	.393	13-15	.867	34	17	18	9	5	4
New Orleans	57	25-67	.373	4-24	.167	3-5	.600	34	7	16	15	4	1
at Iowa	104	42-67	.627	14-29	.483	6-9	.667	35	7	28	6	9	11
Utah	88	35-68	.515	7-21	.333	11-16	.688	35	18	24	12	8	3
vs Iowa	95	34-64	.531	9-20	.450	18-24	.750	27	14	15	12	8	5
New Hampshire	70	28-69	.406	8-26	.308	6-13	.462	38	18	13	18	8	1
at Iowa	112	45-74	.608	10-29	.345	12-22	.545	44	11	27	9	9	7
Iowa	85	32-66	.485	9-24	.375	12-18	.667	21	13	13	9	7	1
at Wisconsin	116	40-62	.645	21-31	.677	15-17	.882	37	16	26	13	4	0
Nebraska	87	33-71	.465	9-23	.391	12-22	.545	41	21	14	14	1	4
at Iowa	97	29-61	.475	17-35	.486	22-25	.880	36	17	23	13	7	6

SEASON BESTS

Player	Points	3-Pointers	Rebounds	Assists	Blocks	Steals
Even Brauns	5 vs. N. Hampshire	--	2 vs. N. Hampshire	2 vs. East Texas A&M	2 vs. N. Hampshire	1, 3X, last vs. Iowa St.
Trey Buchanan	--	--	--	--	--	--
Ladji Demebele	12 vs. N. Hampshire	3 vs. Iowa St.	8, 2X, last vs. S. Dakota	2, 4X, last vs. USC Upstate	2 vs. Rider	1, 5X, last vs. N. Hampshire
Josh Dix	31 vs. Nebraska	7 vs. Nebraska	7, 2X, last at Michigan	6 vs. Nebraska	1, 8X, last vs. Nebraska	4 vs. Nebraska
Owen Freeman	22 vs. New Orleans	1, 4X, last vs. Iowa St.	11, 2X, last vs. Utah St.	2, 7X, last vs. Utah	4 vs. Nebraska	3 vs. East Texas A&M
Brock Harding	20 vs. USC Upstate	3, 2X, last vs. New Orleans	4 vs. Nebraska	10 vs. USC Upstate	1, 4X, last vs. New Orleans	4, 2X, last vs. USC Upstate
Carter Kingsbury	6 vs. New Orleans	1, 2X, last vs. USC Upstate	2, 4X, last vs. Nebraska	1, 2X, last vs. N. Hampshire	1, 2X, last vs. N. Hampshire	--
Cooper Koch	14 vs. N. Hampshire	3 vs. N. Hampshire	5, 2X, last vs. New Orleans	3 vs. N. Hampshire	2 vs. New Orleans	1, 3X, last vs. N. Hampshire
Jacob Koch	4 vs. New Orleans	1 vs. USC Upstate	1, 3X, last vs. N. Hampshire	1, 3X, last vs. New Orleans	--	--
Luc Laketa	--	--	--	--	--	--
Riley Mulvey	11 vs. USC Upstate	--	5 vs. S. Dakota	1 vs. New Orleans	1, 2X, last vs. New Orleans	1 vs. New Orleans
Payton Sandfort	30 vs. Nebraska	6 vs. Nebraska	11 vs. East Texas A&M	7, 2X, last vs. Southern	3 vs. East Texas A&M	3 vs. Utah St.
Pryce Sandfort	22 vs. Southern	6 vs. Southern	5 vs. Rider	4 vs. N. Hampshire	2 vs. East Texas A&M	2 at Michigan
Chris Tadjo	5, 2X, last vs. N. Hampshire	1 vs. USC Upstate	4 vs. N. Hampshire	--	1, 2X, last vs. New Orleans	1 vs. New Orleans
Drew Thelwell	25 at Wisconsin	3, 2X, last at Wisconsin	6 vs. Iowa St.	7 vs. Rider	1, 2X, last vs. WAZZU	5 vs. Rider
Seydou Traore	14 vs. N. Hampshire	2 vs. S. Dakota	5 vs. Rider	6 vs. N. Hampshire	3 vs. N. Hampshire	3 vs. WAZZU

CAREER BESTS

Player	Points	3-Pointers	Rebounds	Assists	Blocks	Steals
Even Brauns	19 vs. Bethel '21	--	12 vs. Illinois St. '23	3 vs. Indiana St. '23	7 vs. Murray St. '23	3, twice
Trey Buchanan	--	--	--	--	--	--
Ladji Demebele	12 vs. N. Hampshire	3 vs. Iowa St.	8, 2X, last vs. S. Dakota	2, 5X, last vs. USC Upstate	2, 2X, last vs. Rider	3 vs. FAMU, '23
Josh Dix	31 vs. Nebraska	7 vs. Nebraska	7, 2X, last vs. Michigan	7, 2X, last vs. Nebraska	2, 3X, last vs. New Orleans	4 vs. Nebraska
Owen Freeman	22, 2X, last vs. New Orleans	1, 4X, last vs. Iowa St.	14 vs. Minnesota, '24	6 vs. Wisconsin, '24	5, 2X, last Illinois, '24	4 vs. NIU, '23
Brock Harding	20 vs. USC Upstate	3, 2X, last vs. New Orleans	4 vs. Nebraska	12 vs. UMBC, '23	1, 5X, last vs. New Orleans	4, 3X, last vs. USC Upstate
Carter Kingsbury	6 vs. New Orleans	1, 5X, last vs. USC Upstate	2, 9X, last vs. Nebraska	1, 7X, last vs. N. Hampshire	1, 2X, last vs. N. Hampshire	1, 2X, last vs. USC Upstate
Cooper Koch	14 vs. N. Hampshire	3 vs. N. Hampshire	5, 2X, last vs. New Orleans	3 vs. N. Hampshire	2 vs. New Orleans	1, 3X, last vs. N. Hampshire
Jacob Koch	4 vs. New Orleans	1 vs. USC Upstate	1, 3X, last vs. N. Hampshire	1, 3X, last vs. New Orleans	--	--
Luc Laketa	4 vs. FAMU, '23	1, four times	2 vs. SEMO, '22	1, twice	---	1, twice
Riley Mulvey	11 vs. USC Upstate	---	5, 2X, vs. S. Dakota	1, 4X, last vs. New Orleans	3, N'western, '22	1, 2X, last vs. New Orleans
Payton Sandfort	30, 2X, last vs. Nebraska	7 vs. Kansas St., '24	12, two times	10 vs. Penn State, '24	3, 2X, last vs. E. TX A&M	3, 2X, last vs. Utah St.
Pryce Sandfort	22 vs. Southern	6 vs. Southern	5 vs. Rider	4 vs. N. Hampshire	2 vs. East Texas A&M	2 at Michigan
Chris Tadjo	5, 2X, last vs. N. Hampshire	1 vs. USC Upstate	4 vs. N. Hampshire	--	1, 2X, last vs. New Orleans	1 vs. New Orleans
Drew Thelwell	26 vs. Mercer, '23	5, 2X, last vs. Chatt., '23	10 at Ga. Southern, '22	19 vs. Alice Lloyd, '23	2 vs. Bellarmine, '22	5, 2X, last vs. Rider
Seydou Traore	20 at Iona, '24	4 vs. Marist, '24	17 vs. Far. Dickinson, '23	6, 2X, last vs. N. Hampshire	4 vs. Wagner, '23	5 vs. Canisius, '24

THE LAST TIME A PLAYER...

Had 30 or more points

Iowa -- **31, Josh Dix, 30, Payton Sandfort vs. Nebraska, 1/7/25**
Opponent -- **32, John Blackwell at Wisconsin, 1/3/25**

Made at least 90% of his FGA (10 att.)

Iowa -- .923 (12-of-13), Filip Rebraca vs. SEMO, 12/17/22
Opponent -- .900 (9-of-10), Zach Edey, at Purdue, 12/4/23

Made 100% of his FTA (10 att.)

Iowa -- 1.000 (11-of-11), Tony Perkins vs. Maryland, 1/24/24
Opponent -- 1.000 (13-of-13), Jahmir Young at Maryland, 2/14/24

Had 15 or more rebounds

Iowa -- 20, Kris Murray vs. Georgia Tech, 11/29/22
Opponent -- 18, 2X, last Zach Edey, Purdue, 1/20/24

Had 10 or more assists

Iowa -- **10, Brock Harding vs. USC Upstate, 11/26/22**
Opponent -- 10, Deivon Smith, Utah, 3/24/24

Had 5 or more blocks

Iowa -- 5, Owen Freeman vs. Illinois, 3/10/24
Opponent -- 5, Julian Reese, Maryland, 1/24/24

Had 5 or more steals

Iowa -- **5, Drew Thelwell vs. Rider, 11/19/24**
Opponent -- **5, Tucker Anderson vs. Utah St., 11/22/24**

THE LAST TIME A TEAM...

Scored 100 or more points

Iowa -- **112 vs. New Hampshire, 12/30/24**
Opponent -- **116 by Wisconsin, 1/3/25**

Scored 40 or fewer points

Iowa -- 40 at Wisconsin, 3/3/10
Opponent -- 39 by UNC Wilmington, 11/8/13

Won an overtime game

Iowa -- **97-87 (OT) vs. Nebraska, 1/7/25**
Opponent -- 78-75 (OT) by Wisconsin, 12/11/22

Made at least 60% of its FGA (20 att.)

Iowa -- **.608 (45-of-74) vs. New Hampshire, 12/30/24**
Opponent -- **.645 (40-of-62) at Wisconsin, 1/3/25**

Made at least 50% of its 3-pt. FGA (8 att.)

Iowa -- .500 (10-of-20) vs. Northwestern, 3/2/24
Opponent -- **.677 (21-of-31) at Wisconsin, 1/3/25**

Made at least 90% of its FTA (10 att.)

Iowa -- 1.000 (18-of-18) at Michigan, 1/27/24
Opponent -- .917 (11-of-12) by Purdue, 2/9/23



2024-25 INDIVIDUAL SUPERLATIVES

CATEGORY	IOWA	OPPONENT
Points Scored	31, Josh Dix vs. Nebraska, 1/7/25	32, John Blackwell at Wisconsin, 1/3/25
Total Field Goals	10, 2X, last Josh Dix vs. Nebraska, 1/7/25	12, Nate Calmese vs. Washington State, 11/15/24
Total FG Attempted	20, Payton Sandfort at Michigan, 12/7/24	22, Nate Calmese vs. Washington State, 11/15/24
Highest FG% (5 made)	.833 (10-of-12), Owen Freeman vs. New Orleans, 12/15/24	.833 (5-of-6), Will Tschetter at Michigan, 12/7/24
Highest FG% (10 made)	.833 (10-of-12), Owen Freeman vs. New Orleans, 12/15/24	.785 (11-of-14), Lawson Lovering vs. Utah, 12/21/24
3-Point Field Goals	7, Josh Dix vs. Nebraska, 1/7/25	6, 2X, last John Blackwell at Wisconsin, 1/3/25
3-Point Field Goals (min. 3 made)	1.000 (3-of-3), 2X, last Brock Harding vs. New Orleans, 12/15/24	.800 (4-of-5), Kamari McGee at Wisconsin, 1/3/25
Free Throws	8, Payton Sandfort vs. Nebraska, 1/7/25	10, Joshua Jefferson vs. Iowa State, 12/12/24
Free Throws Attempted	9, Payton Sandfort vs. Nebraska, 1/7/25	12, Joshua Jefferson vs. Iowa State, 12/12/24
Free Throw % (min. 5 made)	1.000 (6-of-6), Payton Sandfort vs. Utah, 12/21/24	1.000 (6-of-6), 2X, last Steven Crowl at Wisconsin, 1/3/25
Offensive Rebounds	5, Owen Freeman, 2X, last vs. Washington State, 11/15/24	8, Juwan Gary vs. Nebraska, 1/7/25
Defensive Rebounds	8, 3X, last Owen Freeman vs. Utah State, 11/22/24	12, Danny Wolf at Michigan, 12/7/24
Total Rebounds	11, 3X, last Owen Freeman vs. Utah State, 11/22/24	14, Danny Wolf at Michigan, 12/7/24
Assists	10, Brock Harding vs. USC Upstate, 11/26/24	7, 2X, last Jawarie Hamelin vs. New Hampshire, 12/30/24
Turnovers	6, 2X, last Brock Harding vs. Nebraska, 1/7/25	6, 3X, last Keshon Gilbert vs. Iowa State, 12/12/24
Blocked Shots	4, Owen Freeman vs. Nebraska, 1/7/25	2, 8X, last Berke Buyuktuncel, vs. Nebraska, 1/7/25
Steals	5, Drew Thelwell vs. Rider, 11/19/24	5, Tucker Anderson vs. Utah State, 11/22/24
Minutes Played (including OT)	44:38, Josh Dix vs. Nebraska, 1/7/25	38:37, Nick Martinelli vs. Northwestern, 12/3/24

TEAM SUPERLATIVES

IOWA HIGH	IOWA LOW	CATEGORY	OPPONENT HIGH	OPPONENT LOW
112, vs. New Hampshire, 12/30/24	69, vs. Utah St., 11/22/24	Points	116, at Wisconsin, 1/3/25	57, vs. New Orleans, 12/15/24
62 (1st) vs. New Hampshire, 12/30/24	31 (1st), vs. Nebraska, 1/7/25	Points/Half	62 (2nd), at Wisconsin, 1/3/25	26 (1st), vs. Rider, 11/19/24
21, (OT), vs. Nebraska, 1/7/25	21, (OT), vs. Nebraska, 1/7/25	Points/OT	11 (OT), vs. Nebraska, 1/7/25	11 (OT), vs. Nebraska, 1/7/25
45, vs. New Hampshire, 12/30/24	25, vs. Washington St., 11/15/24	Field Goals	40, at Wisconsin, 1/3/25	23, vs. Rider, 11/19/24
77, at Michigan, 12/7/24	55, vs. Northwestern, 12/3/24	Field Goal Att.	71, vs. Nebraska, 1/7/25	54, vs. Rider, 11/19/24
.627 (42-of-67), vs. New Orleans, 12/15/24	.416 (32-of-77), at Michigan, 12/7/24	Field Goal %	.645 (40-of-62) at Wisconsin, 1/3/25	.373 (25-of-67), vs. New Orleans, 12/15/24
18, vs. Southern, 11/7/24	5, vs. Utah St., 11/22/24	3-Point Field Goals	21, at Wisconsin, 1/3/25	1, vs. Rider, 11/19/24
40, vs. Southern, 11/7/24	20, vs. Utah, 12/21/24	3-Point FG Att.	32, vs. South Dakota, 11/12/24	15, vs. Southern, 11/7/24
.486 (17-of-35), vs. Nebraska, 1/7/25	.192 (5-of-26), vs. Utah St., 11/22/24	3-Point FG %	.677 (21-of-31), at Wisconsin, 1/3/25	.063 (1-of-16), vs. Rider, 11/19/24
22, vs. Nebraska, 1/7/25	6, vs. New Orleans, 12/15/24	Free Throws Made	17, at Michigan, 12/7/24	2, vs. East Texas A&M, 11/4/24
27, vs. Washington St., 11/15/24	9, vs. New Orleans, 12/15/24	Free Throw Att.	22, 3X, last vs. Nebraska, 1/7/25	5, vs. New Orleans, 12/15/24
.880 (22-of-25), vs. Nebraska, 1/7/25	.500 (8-of-16), vs. Utah St., 11/22/24	Free Throw %	.882 (15-of-17), at Wisconsin, 1/3/25	.333 (2-of-6), vs. East Texas A&M, 11/4/24
17, vs. East Texas A&M, 11/4/24	5, 2X, last vs. Northwestern, 12/3/24	Offensive Rebounds	18, vs. Iowa State, 12/12/24	8, 2X, last at Wisconsin, 1/3/25
33, vs. New Hampshire, 12/30/24	14, at Wisconsin, 1/3/25	Defensive Rebounds	34, at Michigan, 12/7/24	18, vs. New Orleans, 12/15/24
44, vs. New Hampshire, 12/30/24	21, 2X, last at Wisconsin, 1/3/25	Total Rebounds	47, vs. Utah St., 11/22/24	34, 2X, last vs. New Orleans, 12/15/24
18, 2X, last vs. Michigan, 12/7/24	7, vs. New Orleans, 12/15/24	Fouls	25, vs. Washington St., 11/15/24	7, vs. New Orleans, 12/15/24
1, 2X, last vs. Nebraska, 1/7/25	0, 13X, last at Wisconsin, 1/3/25	DQs	2, vs. Washington St., 11/15/24	0, 13X, last at Wisconsin, 1/3/25
28, vs. New Orleans, 12/15/24	13, 2X, last at Wisconsin, 1/3/25	Assists	26, at Wisconsin, 1/3/25	10, vs. South Dakota, 11/12/24
16, vs. Utah St., 11/22/24	4, at Michigan, 12/7/24	Turnovers	24, vs. East Texas A&M, 11/4/24	9, vs. Iowa State, 12/12/24
11, vs. New Orleans, 12/15/24	1 at Wisconsin, 1/3/25	Blocked Shots	6, 2X, last vs. Utah St., 11/22/24	0, at Wisconsin, 1/3/25
13, vs. East Texas A&M, 11/4/24	5, 4X, last vs. Iowa State, 12/12/24	Steals	13, vs. Utah St., 11/22/24	3, at Michigan, 12/7/24

2024-25 INDIVIDUAL LEADERS GAME-BY-GAME

OPPONENT	SCORE	W/L	POINTS	REBOUNDS	ASSISTS	STEALS	BLOCKS
East Texas A&M (11/4)	89-67	W	Payton Sandfort, 20	Payton Sandfort, 11	Payton Sandfort, 7	Freeman/Harding, 3	Pa. Sandfort/Freeman, 3
Southern (11/7)	89-24	W	Pryce Sandfort, 22	Dembele/Pa. Sandfort/Freeman, 8	Payton Sandfort, 7	5 players, 1	Owen Freeman, 3
South Dakota (11/12)	96-77	W	Josh Dix, 23	Ladji Dembele, 8	Thelwell/Harding, 6	Brock Harding, 2	Seydou Traore, 2
vs. Washington State (11/15)	76-77	W	Owen Freeman, 21	Owen Freeman, 11	Brock Harding, 4	Drew Thelwell, 3	Seydou Traore, 2
Rider (11/19)	83-58	W	Payton Sandfort, 22	Payton Sandfort, 6	Drew Thelwell, 7	Drew Thelwell, 5	Dembele/Freeman, 2
vs. Utah State (11/22)	69-77	L	Brock Harding, 19	Owen Freeman, 11	Brock Harding, 5	Brock Harding, 4	Owen Freeman, 3
USC Upstate (11/26)	110-77	W	Brock Harding, 20	Josh Dix, 7	Brock Harding, 10	Thelwell/Harding, 4	Owen Freeman, 2
Northwestern (12/3)	80-79	W	Josh Dix, 22	Payton Sandfort, 7	Brock Harding, 8	Brock Harding, 3	Pa. Sandfort/Freeman, 1
at Michigan (12/7)	83-35	L	Payton Sandfort, 19	Josh Dix, 7	Pa. Sandfort/Harding, 4	Pr. Sandfort/Harding, 2	Dix/Tadjo, 1
Iowa State (12/12)	80-89	L	Owen Freeman, 16	Drew Thelwell, 6	Brock Harding, 8	Drew Thelwell, 2	Owen Freeman, 3
New Orleans (12/15)	104-57	W	Owen Freeman, 22	Pa. Sandfort/C. Koch, 5	Brock Harding, 6	Brock Harding, 2	Owen Freeman, 3
vs. Utah (12/21)	95-88	W	Payton Sandfort, 24	Payton Sandfort, 8	Dix/Harding, 4	Dix/Harding, 2	Owen Freeman, 3
New Hampshire (12/30)	112-70	W	Payton Sandfort, 15	Payton Sandfort, 6	Seydou Traore, 6	Payton Sandfort, 2	Seydou Traore, 3
at Wisconsin (1/3)	85-116	L	Drew Thelwell, 25	Payton Sandfort, 5	Brock Harding, 5	Drew Thelwell, 4	Owen Freeman, 1
Nebraska (1/7)	97-87	W	Josh Dix, 31	Owen Freeman, 8	Harding/Dix, 7	Josh Dix, 4	Owen Freeman, 4
Indiana (1/11)							
at USC (1/14)							
at UCLA (1/17)							
Minnesota (1/21)							
Penn State (1/24)							
at Ohio State (1/27)							
Purdue (2/4)							
Wisconsin (2/8)							
at Rutgers (2/12)							
at Maryland (2/16)							
Oregon (2/19)							
Washington (2/22)							
at Illinois (2/25)							
at Northwestern (2/28)							
Michigan State (3/6)							
at Nebraska (3/9)							

2024-25 LEAD/DEFICIT BREAKDOWN GAME-BY-GAME

OPPONENT	FIRST HALF SCORE			SECOND HALF SCORE			FINAL SCORE			LARGEST		TIMES TIED	LEAD CHANGES	TIME LED MIN. (40 MAX)
	UI	OPP	MARGIN	UI	OPP	MARGIN	UI	OPP	MARGIN	LEAD	DEFICIT			
East Texas A&M (11/4)	42	35	+7	47	32	+15	89	67	+22	29	2	2	8	35:12:00
Southern (11/7)	48	37	+11	41	37	+4	89	74	+15	25	4	0	2	36:51:00
South Dakota (11/12)	42	36	+6	54	41	+13	96	77	+19	23	1	2	1	38:37:00
vs. Wash. St. (11/15)	33	36	-3	43	30	+13	76	66	+10	10	9	9	16	10:30
Rider (11/19)	40	26	+14	43	32	+11	83	58	+25	27	0	0	0	38:30:00
vs. Utah State (11/22)	37	33	+4	32	44	-12	69	77	-8	6	9	7	8	15:10
USC Upstate (11/26)	55	28	+27	55	49	+6	110	77	+33	37	0	0	0	39:08:00
Northwestern (12/3)	45	34	+11	35	45	-10	80	79	+1	17	6	3	6	29:31:00
at Michigan (12/7)	37	40	-3	46	45	+1	83	85	-2	3	16	4	4	2:22:00
Iowa State (12/12)	44	37	+7	36	52	-16	80	89	-9	13	10	5	1	33:28:00
New Orleans (12/15)	57	29	+28	47	28	+19	104	57	+47	47	1	0	2	39:12:00
vs. Utah (12/21)	36	40	-4	59	48	+11	95	88	+7	10	11	5	6	20:38
New Hampshire (12/30)	62	33	+29	50	37	+13	112	70	+42	48	0	0	0	39:03:00
at Wisconsin (1/3)	43	54	-11	42	62	-20	85	116	-31	6	34	5	4	8:42
Nebraska (1/7)	31	34	-3	45	42	+3	97	87	+10	11	15	5	6	18:56
Indiana (1/11)														
at USC (1/14)														
at UCLA (1/17)														
Minnesota (1/21)														
Penn State (1/24)														
at Ohio State (1/27)														
Purdue (2/4)														
Wisconsin (2/8)														
at Rutgers (2/12)														
at Maryland (2/16)														
Oregon (2/19)														
Washington (2/22)														
at Illinois (2/25)														
at Northwestern (2/28)														
Michigan State (3/6)														
at Nebraska (3/9)														
TOTALS	652	532	+120	675	624	+51	1348	1167	+181	312	118	47	64	405:50
AVG/GAME - OVERALL	43.5	35.5	+8	45.0	41.60	+3.4	89.9	77.8	+12.0	20.8	7.9	3.1	4.3	27:03
CONFERENCE TOTALS	156	162	-6	168	194	-26	345	367	-22	37	71	17	20	59:31
AVG/GAME - OVERALL	39.0	40.5	-1.5	42.0	48.5	-6.5	86.2	91.7	-5.5	9.2	17.7	4.2	5.0	14:52

2024-25 SPECIALITY SCORING STATS

OPPONENT	PAINT			OFF TURNOVERS			2ND CHANCE			FAST BREAK			BENCH		
	UI	OPP	MARGIN	UI	OPP	MARGIN	UI	OPP	MARGIN	UI	OPP	MARGIN	UI	OPP	MARGIN
East Texas A&M (11/4)	36	44	-8	14	24	-10	19	15	+4	18	6	+12	32	26	+6
Southern (11/7)	28	48	-20	15	12	+3	12	10	+2	19	12	+7	35	34	+1
South Dakota (11/12)	40	36	+4	18	10	+8	13	11	+2	15	9	+6	37	31	+6
vs. Wash. St. (11/15)	32	42	-10	20	16	+4	8	8	0	8	8	0	23	8	+15
Rider (11/19)	44	36	+8	20	4	+16	13	10	+3	19	3	+16	21	18	+3
vs. Utah State (11/22)	38	42	-4	14	12	+2	12	24	-12	4	21	-17	12	21	-9
USC Upstate (11/26)	50	34	+16	31	9	+22	11	14	-3	26	13	+13	48	37	+11
Northwestern (12/3)	38	36	+2	18	18	0	3	12	-9	14	4	+10	10	9	+1
at Michigan (12/7)	32	54	-22	19	2	+17	9	20	-11	4	11	-7	29	15	+14
Iowa State (12/12)	30	40	-10	11	16	-5	10	20	-10	14	11	+3	17	33	-16
New Orleans (12/15)	46	38	+8	14	9	+5	8	6	+2	38	6	+32	32	12	+20
vs. Utah (12/21)	50	56	-6	10	14	-4	11	10	+1	16	9	+7	13	22	-9
New Hampshire (12/30)	64	38	+26	29	9	+20	13	16	-3	33	12	+21	57	21	+36
at Wisconsin (1/3)	34	38	-4	21	8	+13	11	12	-1	14	13	+1	18	32	-14
Nebraska (1/7)	22	45	-23	15	15	0	11	12	-1	13	9	+4	13	20	-7
Indiana (1/11)															
at USC (1/14)															
at UCLA (1/17)															
Minnesota (1/21)															
Penn State (1/24)															
at Ohio State (1/27)															
Purdue (2/4)															
Wisconsin (2/8)															
at Rutgers (2/12)															
at Maryland (2/16)															
Oregon (2/19)															
Washington (2/22)															
at Illinois (2/25)															
at Northwestern (2/28)															
Michigan State (3/6)															
at Nebraska (3/9)															
TOTALS	584	627	-43	269	178	+91	164	200	-36	255	147	+108	397	339	+58
AVG/GAME - OVERALL	38.9	41.8	-2.8	17.9	11.9	+6.0	10.9	13.3	-2.4	17.0	9.8	+7.2	26.5	22.6	+3.8
CONFERENCE TOTALS	126	173	-47	73	43	+30	34	56	-22	45	37	+8	70	76	-6
AVG/GAME - OVERALL	31.5	43.2	-11.7	18.2	10.7	+7.5	8.5	14.0	-5.5	11.2	9.2	+2.0	17.5	19.0	-1.5

2024-25 MISCELLANEOUS STATS

STARTING LINEUP

(W-L)	1	2	3	4	5
(6-2)	Brock Harding	Josh Dix	Payton Sandfort	Ladji Dembele	Owen Freeman
(2-2)	Brock Harding	Drew Thelwell	Josh Dix	Payton Sandfort	Owen Freeman
(1-0)	Brock Harding	Drew Thelwell	Josh Dix	Payton Sandfort	Ladji Dembele
(1-0)	Brock Harding	Josh Dix	Pryce Sandfort	Payton Sandfort	Ladji Dembele
(1-0)	Brock Harding	Pryce Sandfort	Payton Sandfort	Ladji Dembele	Owen Freeman

LEADS & DEFICITS

Iowa's Biggest Halftime Lead	29 (62-33) vs. New Hampshire, 12/30/24
Iowa's Biggest Halftime Lead Blown	11 (45-34) vs. Northwestern, 12/3/24
Iowa's Biggest Halftime Deficit	11, (43-54) at Wisconsin, 1/3/25
Iowa's Biggest Halftime Deficit Erased	4, (36-40), vs. Utah, 12/21/24
Iowa's Biggest Overall Lead	48 (108-60) vs. New Hampshire, 12/30/24
Iowa's Biggest Win Total	47 (104-57) vs. New Orleans, 12/15/24
Iowa's Biggest Loss Total	31 (85-116) at Wisconsin, 1/3/25
Iowa's Biggest Lead Blown	17 (36-19) vs. Northwestern, 12/3/24
Iowa's Biggest Overall Deficit	34 (82-116) at Wisconsin, 1/3/25
Iowa's Biggest Deficit Overcome	16 (20-4) at Michigan, 12/7/24

JUMP BALLS CONTROLLED (INCLUDES OT)

Iowa	8
Opponents	8

WHO SCORED IOWA'S FIRST POINTS

Owen Freeman	8
Josh Dix	3
Brock Harding	2
Payton Sandfort	2

FIRST PLAYER OFF THE BENCH (sometimes multiple players)

Pryce Sandfort	7
Seydou Traore	6
Ladji Dembele	4
Drew Thelwell	2
Cooper Koch	2
Even Brauns	1

HOW IOWA SCORED FIRST POINTS

Jump Shot	5
Lay-in/Lay-up	5
3-Pointer	4
Free Throw	-
Dunk	1
Alley-Oop	-
Follow	-

PLAYERS IN DOUBLE FIGURES

1 Player	-
2 Players	1
3 Players	1
4 Players	3
5 Players	8
6 Players	2

MISCELLANEOUS STATS

NO. - PLAYER	DUNKS	FT-FTA (LAST 5:00/OT)
0 - Even Brauns	1	1-of-2 (.500)
2 - Brock Harding	--	14-of-17 (.823)
3 - Drew Thelwell	4	6-of-7 (.857)
4 - Josh Dix	4	8-of-8 (100.0)
5 - Trey Buchanan	--	--
7 - Seydou Traore	4	1-of-2 (.500)
8 - Cooper Koch	2	0-of-2 (.000)
10 - Jacob Koch	--	--
13 - Ladji Dembele	1	0-of-2 (.000)
14 - Carter Kingsbury	--	--
20 - Payton Sandfort	4	11-of-15 (.733)
24 - Pryce Sandfort	1	3-of-4 (.750)
25 - Luc Laketa	--	--
32 - Owen Freeman	10	4-of-7 (.571)
34 - Chris Tadjio	1	0-of-2 (.000)
44 - Riley Mulvey	5	1-of-3 (.333)

DOUBLE FIGURE SCORING GAMES

Player	20-21	21-22	22-23	23-24	24-25	Career
Payton Sandfort	--	6	14	27	13	60
Drew Thelwell	--	2	22	13	8	45
Owen Freeman	--	--	--	18	13	31
Josh Dix	--	--	1	11	12	23
Seydou Traore	--	--	--	18	3	21
Even Brauns	1	1	10	--	--	12
Brock Harding	--	--	--	3	7	10
Pryce Sandfort	--	--	--	1	8	9
Ladji Dembele	--	--	--	--	3	3
Riley Mulvey	--	--	--	--	1	1
Cooper Koch	--	--	--	--	1	1

20-POINT SCORING GAMES

Player	20-21	21-22	22-23	23-24	24-25	Career
Payton Sandfort	--	1	6	11	5	23
Josh Dix	--	--	--	4	3	7
Drew Thelwell	--	--	2	4	1	7
Owen Freeman	--	--	--	2	2	4
Brock Harding	--	--	--	--	1	1
Seydou Traore	--	--	--	1	--	1
Pryce Sandfort	--	--	--	--	1	1

DOUBLE-FIGURE REBOUNDED GAMES

Player	20-21	21-22	22-23	23-24	24-25	Career
Seydou Traore	--	--	--	10	--	10
Owen Freeman	--	--	--	5	2	7
Payton Sandfort	--	--	--	5	1	6
Even Brauns	--	--	5	--	--	5
Drew Thelwell	--	--	2	--	--	2

DOUBLE-DOUBLES

Player	20-21	21-22	22-23	23-24	24-25	Career
Owen Freeman	--	--	--	5	2	7
Seydou Traore	--	--	--	6	--	6
Payton Sandfort	--	--	--	5	1	6
Even Brauns	--	--	4	--	--	4
Brock Harding	--	--	--	1	1	2
Drew Thelwell	--	--	1	1	--	2

TRIPLE-DOUBLES

Player	20-21	21-22	22-23	23-24	24-25	Career
Payton Sandfort	--	--	--	1	--	1

4+ 3-POINTER GAMES

Player	20-21	21-22	22-23	23-24	24-25	Career
Payton Sandfort	--	2	4	12	5	23
Drew Thelwell	--	--	1	4	--	5
Josh Dix	--	--	--	2	2	4
Seydou Traore	--	--	--	1	--	1
Pryce Sandfort	--	--	--	--	1	1

5+ ASSIST GAMES

Player	20-21	21-22	22-23	23-24	24-25	Career
Drew Thelwell	--	--	6	23	2	31
Brock Harding	--	--	--	5	11	16
Josh Dix	--	--	2	2	3	7
Payton Sandfort	--	--	1	3	2	6
Seydou Traore	--	--	--	2	1	3
Owen Freeman	--	--	--	1	--	1

3+ STEAL GAMES

Player	20-21	21-22	22-23	23-24	24-25	Career
Drew Thelwell	--	2	--	3	4	9
Seydou Traore	--	--	--	7	--	7
Brock Harding	--	--	--	1	5	6
Even Brauns	--	1	1	--	--	2
Payton Sandfort	--	--	--	1	1	2
Josh Dix	--	--	--	--	1	1
Owen Freeman	--	--	--	1	--	1
Ladji Dembele	--	--	--	1	--	1

3+ BLOCK GAMES

Player	20-21	21-22	22-23	23-24	24-25	Career
Owen Freeman	--	--	--	12	7	19
Even Brauns	--	2	4	--	--	6
Seydou Traore	--	--	--	5	1	6
Payton Sandfort	--	--	--	1	1	2
Riley Mulvey	--	1	--	--	--	1

IOWA'S 2024-25 RECORD WHEN...

When playing at home:	9-1	When leading at the half:	8-1	When wearing White:	7-0
When playing on the road:	0-2	When trailing at the half:	3-3	When wearing Black:	0-2
When playing on a neutral court:	2-1	When tied at the half:	0-0	When wearing Gold:	3-1
				When wearing Gray:	1-1
When Iowa scores 100 points or more:	3-0	Iowa field goal percentage at home:	348-653	.532	
When Iowa scores 90-99 points:	3-0	Iowa field goal percentage on road:	151-331	.456	
When Iowa scores 80-89 points:	4-3	Iowa 3-point percentage at home:	122-292	.417	
When Iowa scores 70-79 points:	1-0	Iowa 3-point percentage on road:	40-122	.327	
When Iowa scores under 70 points:	0-1	Iowa free throw percentage at home:	122-170	.717	
		Iowa free throw percentage on road:	66-102	.647	
When opponent scores 100 points or more:	0-1	On Sunday:	1-0		
When opponent scores 90-99 points:	0-0	On Monday:	2-0		
When opponent scores 80-89 points:	2-2	On Tuesday:	5-0		
When opponent scores 70-79 points:	5-1	On Wednesday:	0-0		
When opponent scores 60-69 points:	2-0	On Thursday:	1-1		
When opponent scores fewer than 60 points:	2-0	On Friday:	1-2		
		On Saturday:	1-1		
When Iowa shoots at least 50% from the field:	7-0	On BTN:	6-1		
When Iowa shoots less than 50% from the field:	4-4	On CBS:	0-0		
When opponent shoots at least 50% from the field:	2-1	On ESPN:	0-0		
When opponent shoots less than 50% from the field:	10-2	On ESPN2:	0-0		
When Iowa has higher FG% than opponent:	10-1	On ESPNU:	0-0		
When opponent has higher FG%:	1-3	On B1G+:	3-0		
When FG% is equal:	0-0	On Peacock:	2-0		
		On FS1:	0-3		
		On CBS SN:	0-0		
When Iowa outrebounds opponent:	4-0	On NBC SN:	0-0		
When opponent has more rebounds:	6-4	On FOX:	0-0		
When rebounds are equal:	1-0	On TruTV:	0-0		
		On TNT:	0-0		
When Iowa shoots at least 80% from the line:	2-1				
When Iowa shoots less than 80% from the line:	9-3				
When opponent shoots at least 80% from the line:	2-1				
When opponent shoots less than 80% from the line:	9-3				
When Iowa shoots more free throws than opponent:	9-0				
When opponent shoots more free throws:	2-3				
When free throws attempts are equal:	0-1				
When Iowa has higher FT% than opponent:	8-1				
When opponent has higher FT%:	3-3				
When FT% is equal:	0-0				
When Iowa shoots at least 50% from 3-point range:	0-0				
When Iowa shoots less than 50% from 3-point range:	11-4				
When opponent shoots at least 50% from 3-point range:	0-1				
When opponent shoots less than 50% from 3-point range:	11-3				
When Iowa has a higher 3-point FG% than opponent:	11-1				
When opponent has a higher 3-point FG%:	0-2				
When 3-point FG% is equal:	0-1				
When Iowa has more assists than opponent:	10-2				
When opponent has more assists:	1-2				
When assists are equal:	0-0				
When Iowa has fewer turnovers than opponent:	8-3				
When opponent has fewer turnovers:	1-0				
When turnovers are equal:	2-1				
When Iowa has more steals than opponent:	6-2				
When opponent has more steals:	4-2				
When steals are equal:	1-0				

UNDER HEAD COACH FRAN McCAFFERY... IOWA'S RECORD WHEN...

When playing at home:	198-55	When leading at the half:	236-49	When wearing White:	172-47
When playing on the road:	57-97	When trailing at the half:	44-138	When wearing Black:	67-113
When playing on a neutral court:	37-40	When tied at the half:	9-7	When wearing Gold:	43-23
				When wearing Gray:	9-11
When Iowa scores 100 points or more:	28-0	Iowa field goal percentage at home:	7,149-15,172	.471	
When Iowa scores 90-99 points:	54-8	Iowa field goal percentage on road:	5,981-13,657	.437	
When Iowa scores 80-89 points:	92-28	Iowa 3-point percentage at home:	1,945-5,274	.368	
When Iowa scores 70-79 points:	82-60	Iowa 3-point percentage on road:	1,552-4,557	.340	
When Iowa scores under 70 points:	33-99	Iowa free throw percentage at home:	4,332-5,947	.728	
		Iowa free throw percentage on road:	3,124-4,256	.734	
When opponent scores 100 points or more:	1-8	On Sunday:	52-33		
When opponent scores 90-99 points:	3-34	On Monday:	21-10		
When opponent scores 80-89 points:	25-58	On Tuesday:	47-27		
When opponent scores 70-79 points:	90-61	On Wednesday:	25-26		
When opponent scores 60-69 points:	90-31	On Thursday:	42-48		
When opponent scores fewer than 60 points:	81-3	On Friday:	40-19		
		On Saturday:	58-31		
When Iowa shoots at least 50% from the field:	118-17	On BTN:	124-96		
When Iowa shoots less than 50% from the field:	172-177	On CBS:	6-6		
When opponent shoots at least 50% from the field:	19-82	On ESPN:	17-21		
When opponent shoots less than 50% from the field:	128-112	On ESPN2:	25-20		
When Iowa has higher FG% than opponent:	121-33	On ESPNU:	18-10		
When opponent has higher FG%:	42-159	On FS1:	25-21		
When FG% is equal:	2-2	On FOX:	5-2		
		On CBS SN:	2-4		
When Iowa outrebounds opponent:	211-69	ON NBC SN:	2-1		
When opponent has more rebounds:	71-116	On truTV:	1-1		
When rebounds are equal:	8-10	On TNT:	0-1		
		On Peacock:	4-0		
When Iowa shoots at least 80% from the line:	83-44	Most Points, First Half: 68 vs. Alabama State, '18			
When Iowa shoots less than 80% from the line:	206-149	Fewest Points, First Half: 14 vs. Indiana, '13			
When opponent shoots at least 80% from the line:	63-47	Most Points Allowed, First Half: 61 at Purdue, '20			
When opponent shoots less than 80% from the line:	228-147	Fewest Points Allowed, First Half: 12 vs. UNC Wilmington, '13			
When Iowa shoots more free throws than opponent:	234-79	Most Points, Second Half: 70 at Michigan State, '23			
When opponent shoots more free throws:	42-108	Fewest Points, Second Half: 15 vs. Northern Iowa, '14			
When free throws attempts are equal:	12-6	Most Points Allowed, Second Half: 64 vs. Michigan State, '23			
When Iowa has higher FT% than opponent:	190-83	Fewest Points Allowed, Second Half: 16 vs. UNI, '10			
When opponent has higher FT%:	96-109	Largest Halftime Advantage: 37 vs. Arkansas-Pine Bluff, '13			
When FT% is equal:	3-3	Largest Halftime Deficit: 31 vs. Purdue, '18			
When Iowa shoots at least 50% from 3-point range:	44-10				
When Iowa shoots less than 50% from 3-point range:	244-24				
When opponent shoots at least 50% from 3-point range:	12-35				
When opponent shoots less than 50% from 3-point range:	282-160				
When Iowa has a higher 3-point FG% than opponent:	207-57				
When opponent has a higher 3-point FG%:	74-138				
When 3-point FG% is equal:	2-3				
When Iowa has more assists than opponent:	215-49				
When opponent has more assists:	61-129				
When assists are equal:	13-16				
When Iowa has fewer turnovers than opponent:	191-77				
When opponent has fewer turnovers:	77-98				
When turnovers are equal:	22-20				
When Iowa has more steals than opponent:	173-66				
When opponent has more steals:	85-110				
When steals are equal:	31-18				

IOWA SUPERLATIVES UNDER McCAFFERY

TEAM

Most Points Scored

- 116 -- Savannah State (11/13/16)
- 112 -- New Hampshire (12/30/24)**
112 -- North Carolina A&T (11/11/22)
112 -- Michigan State (2/25/23)
112 -- Northwestern (3/10/22)
- 111 -- SIU Edwardsville (11/26/10)
- 110 -- USC Upstate (11/26/24)**
110 -- North Dakota (11/7/23)
110 -- Maryland (2/10/22)
110 -- Savannah State (12/22/18)

Fewest Points Allowed

- 36 -- Howard (11/15/12)
- 39 -- UNC Wilmington (11/8/13)
39 -- Northern Iowa (12/7/10)
- 40 -- Louisiana Monroe (11/16/10)
- 41 -- Abilene Christian (11/17/13)

Field Goals Made

- 45 -- New Hampshire (12/30/24)**
- 43 -- USC Upstate (11/26/24)**
43 -- Northwestern (3/10/22)
- 42 -- New Orleans (12/15/24)**
42 -- Northern Illinois (12/29/23)
42 -- UMBC (12/20/23)
42 -- Savannah State (11/13/16)
42 -- Central Arkansas (12/19/11)
- 41 -- North Carolina A&T (11/11/22)
41 -- Northern Illinois (12/13/20)

Field Goals Attempted

- 87 -- Savannah State (11/13/16)
- 84 -- Northern Illinois (12/29/23)
84 -- UMBC (12/20/23)
- 79 -- North Carolina A&T (11/11/22)
79 -- Oregon (3/18/12)
- 78 -- Minnesota (12/25/20)
- 77 -- Michigan (12/7/24)**
77 -- Penn State (1/31/22)
77 -- Nebraska (1/7/20)
77 -- Nebraska (1/5/17)

Field Goal Percentage (20 Made)

- .680 -- Illinois (1/20/19)
- .643 -- Maryland (2/8/15)
- .630 -- Indiana (1/29/12)
- .627 -- New Orleans (12/15/24)**
.627 -- Michigan (2/5/15)
- .623 -- Abilene Christian (11/17/13)

3-Point Field Goals Made

- 20 -- Alabama State (11/18/21) *
- 19 -- Northwestern (3/10/22)
19 -- Maryland (2/10/22)
19 -- Savannah State (12/22/18)
- 18 -- Southern (11/7/24)**
18 -- Savannah State (11/13/16)
- 17 -- Nebraska (1/7/25)**
17 -- North Carolina (12/8/20)
17 -- Michigan State (2/25/23)

3-Point Field Goals Attempted

- 44 -- Alabama State (11/18/21) *
- 43 -- Nebraska (3/4/21)
43 -- Savannah State (11/13/16)
- 42 -- Savannah State (12/22/18)
- 40 -- Southern (11/7/24)**
40 -- North Carolina (12/8/20)

3-Point FG Percentage (10 Made)

- .714 (15-21) Illinois (1/20/19)
- .655 (19-29) Northwestern (3/10/22)
- .632 (12-19) Wisconsin (2/18/21)
- .619 (13-21) Northern Illinois (11/17/11)
- .615 (16-26) Maryland (2/25/17)

Free Throws Made

- 39 -- Indiana (2/21/17)
- 38 -- Omaha (11/10/13)
- 35 -- NC Central (11/16/21)
- 34 -- Green Bay (11/11/18)
34 -- Illinois (2/28/18)

Free Throws Attempted

- 49 -- Omaha (11/10/13)
- 47 -- Indiana (2/21/17)
- 46 -- Arkansas State (11/17/23)
- 45 -- Green Bay (11/11/18)
- 43 -- UM Eastern Shore (11/14/13)
43 -- Michigan State (1/28/14)

Free Throw Percentage (10 Made)

- 1.000 (18-18) at Michigan (1/27/24)
- 1.000 (15-15) Illinois (3/8/20)
- 1.000 (15-15) Virginia (3/27/13)
- .933 (14-15) Purdue (12/28/16)
- .944 (17-18) Purdue (1/27/22)
- .933 (14-15) Iowa State (12/9/21)
- .929 (26-28) North Florida (12/22/14)
- .926 (25-27) Rutgers (3/11/22)
.926 (25-27) Penn State (2/28/15)

Most Rebounds

- 57 -- Western Illinois (12/3/20)
57 -- Md. Eastern Shore (11/14/13)
- 56 -- UNC Wilmington (11/8/13)
- 56 -- Brown (12/3/11)
56 -- SC State (12/19/12)

Most Assists

- 34 -- Northern Illinois (12/29/17)
- 33 -- UMBC (12/20/23)
33 -- Savannah State (11/13/16)
- 32 -- Central Arkansas (12/19/11)
- 31 -- Coppin State (11/15/15)
- 30 -- Nebraska (1/12/24)
30 -- Savannah State (12/22/18)

Most Steals

- 19 -- SIU Edwardsville (11/26/10)
- 16 -- UMBC (12/6/14)
- 15 -- Northern Illinois (12/29/23)
15 -- Indiana (1/13/22)
15 -- Western Michigan (11/22/21)
15 -- Rutgers (1/31/17)
- 14 -- Kennesaw State (12/29/19)
14 -- Maryland (1/19/17)
14 -- Marquette (11/19/15)
14 -- Penn (11/22/13)
14 -- Idaho St (12/4/10)
14 -- Chicago St (11/11/11)

Most Blocked Shots

- 14 -- Drake (12/19/15) *
- 13 -- Illinois (3/5/13)
- 12 -- UNC Wilmington (11/8/13)
12 -- Northern Illinois (11/26/14)
- 11 -- New Orleans (12/15/24)**
11 -- Michigan State (12/29/15)
- 10 -- Penn State (2/15/14)
10 -- UT-Pan American (11/9/12)
10 -- Texas A&M-Commerce (11/4/24)

Fewest Turnovers

- 3 -- Indiana (1/30/24)
- 3 -- Temple (3/18/16)
3 -- Drake (12/19/15)
- 4 -- Michigan (12/7/24)**
4 -- UMBC (12/20/23)
4 -- North Carolina A&T (11/11/22)
4 -- Illinois (12/6/21)
4 -- Virginia (11/29/21)
4 -- Michigan (1/17/16)
4 -- Northwestern (2/15/15)

* -- denotes school record

INDIVIDUAL

Most Points:

- 44 -- Luka Garza at Michigan (12/6/19)
- 42 -- Peter Jok vs. Memphis (11/26/16)
- 41 -- Luka Garza vs. Southern (11/27/20)
- 38 -- Luka Garza at Indiana (2/13/20)
- 37 -- Keegan Murray vs. Nebraska (2/13/22)
- 36 -- Luka Garza vs. Oregon (3/22/21)
- 35 -- Keegan Murray vs. Maryland (1/3/22)
35 -- Keegan Murray vs. Utah State (12/18/21)
35 -- Luka Garza vs. Western Illinois (12/3/20)
35 -- Peter Jok vs. Indiana (2/21/17)

Field Goals Made

- 17 -- Luka Garza at Michigan (12/6/19)
- 15 -- Keegan Murray vs. Nebraska (2/13/22)
- 14 -- Keegan Murray vs. Maryland (1/3/22)
14 -- Luka Garza vs. Oregon (3/22/21)
14 -- Luka Garza vs. Southern (11/27/20)
14 -- Luka Garza at Indiana (2/13/20)
- 13 -- Kris Murray vs. Omaha (11/21/22)
13 -- Keegan Murray vs. W. Illinois (12/29/21)
13 -- Keegan Murray vs. Utah State (12/18/21)
13 -- Luka Garza vs. Minnesota (1/10/21)
13 -- Luka Garza vs. Iowa State (12/11/20)
13 -- Luka Garza vs. Western Illinois (12/3/20)
13 -- Luka Garza vs. Penn State (1/4/20)

Field Goals Attempted

- 32 -- Luka Garza at Michigan (12/6/19)
- 28 -- Luka Garza vs. Penn State (2/29/20)
- 27 -- Luka Garza at Minnesota (12/25/20)
27 -- Kris Murray at Minnesota (2/12/23)
- 24 -- Devyn Marble vs. Wisconsin (1/5/14)
24 -- Peter Jok vs. Nebraska (1/5/17)

3-Point FG Made

- 10 -- Jordan Bohannon at Maryland (2/10/22) *
- 8 -- Keegan Murray vs. Indiana (3/12/22)
8 -- Jordan Bohannon vs. Nebraska (3/4/21)
8 -- Peter Jok vs. Memphis (11/26/16)
8 -- Jordan Bohannon vs. Maryland (2/25/17)
- 7 -- Josh Dix vs. Nebraska (1/7/25)**
7 -- Jordan Bohannon vs. N. Carolina (12/8/20)
7 -- Jordan Bohannon vs. N.western (2/25/18)
7 -- Jordan Bohannon vs. Notre Dame (11/29/16)
7 -- Jordan Bohannon vs. TCU (3/19/17)
7 -- Devyn Marble vs. Oregon (3/18/12)
7 -- Matt Gatens vs. Wisconsin (2/23/12)
7 -- Matt Gatens vs. Indiana (2/19/12)
7 -- Payton Sandfort vs. Kansas State (3/19/24)

3-Point Field Goals Attempted

- 16 -- Jordan Bohannon at Maryland (2/10/22)
- 16 -- Jordan Bohannon vs. N. Carolina (12/8/20)
- 15 -- Jordan Bohannon at Notre Dame (12/3/16)
- 14 -- Jordan Bohannon at Syracuse (12/3/19)
14 -- Jordan Bohannon vs. Savannah St. (12/22/18)
14 -- Jordan Bohannon vs. N.western (2/25/18)
- 13 -- Payton Sandfort vs. Utah St. (11/22/24)**
13 -- Kris Murray vs. Michigan (1/12/23)
13 -- Kris Murray vs. Nebraska (3/5/23)

Free Throws Made

- 22 -- Peter Jok vs. Indiana (2/21/17) *
- 18 -- Payton Sandfort vs. Penn State (2/27/24)
- 15 -- Tony Perkins vs. Indiana (2/4/23)
- 14 -- Roy Devyn Marble vs. UNI (12/15/12)
14 -- Aaron White vs. Texas (11/20/14)
- 13 -- Tyler Cook vs. UAB (11/22/17)
13 -- Aaron White vs. Wisconsin (1/19/13)

Most Rebounds:

- 21 -- Keegan Murray vs. N.C. Central (11/16/21)
- 20 -- Kris Murray vs. Georgia Tech (11/29/22)
- 18 -- Keegan Murray vs. N.western (2/28/22)
18 -- Luka Garza vs. Wisconsin (1/27/20)
18 -- Luka Garza at Nebraska (1/7/20)
18 -- Adam Woodbury vs. Wisconsin (2/24/16)
- 17 -- Luka Garza at Minnesota (12/25/20)
17 -- Aaron White vs. Iowa State (12/13/13)

Most Assists

- 15 -- Tony Perkins vs. Nebraska (1/12/24)
- 14 -- Tony Perkins vs. Northwestern (3/2/24)
14 -- Jordan Bohannon vs. Minnesota (1/10/21)
- 13 -- Jordan Bohannon vs. TCU (3/19/17)
13 -- Connor McCaffery vs. Ohio State (2/16/23)
- 12 -- Brock Harding vs. UMBC (12/20/23)
12 -- Mike Gesell vs. Minnesota (2/14/16)
12 -- Mike Gesell vs. Coppin State (11/15/15)
- 11 -- Joe Toussaint vs. Alabama St (11/18/21)
11 -- Jordan Bohannon vs. Wisconsin (1/23/18)
11 -- Jordan Bohannon vs. South Dakota (3/15/17)
11 -- Mike Gesell vs. Michigan (3/5/16)
11 -- Devyn Marble vs. Wisconsin (2/22/14)
11 -- Bryce Cartwright vs. Dayton (3/13/12)

Most Steals

- 7 -- Eric May vs. SIUE (11/26/10)
- 6 -- Joe Toussaint at Maryland (1/7/21)
6 -- Jordan Bohannon vs. Pitt (11/27/18)
6 -- Roy Devyn Marble vs. Penn (11/22/13)
6 -- Eric May at Wake Forest (11/30/10)
- 5 -- Drew Thelwell vs. Rider (11/19/24)**
5 -- Joe Toussaint vs. Kennesaw St (12/29/19)
5 -- Nicholas Baer vs. Drake (12/16/17)
5 -- Isaiah Moss vs. Indiana (3/9/17)
5 -- Jarryd Cole at Mich St (3/2/11)
5 -- Matt Gatens vs. Idaho St (12/4/10)
5 -- Aaron White vs. North Florida (12/22/14)
5 -- Mike Gesell at Penn State (2/28/15)
5 -- Filip Rebraca vs. Eastern Illinois (12/21/22)
5 -- Patrick McCaffery at Purdue (2/9/23)

Most Blocks

- 7 -- Melsahn Basabe vs. Iowa St (12/10/10)
7 -- Gabriel Olaseni vs. Illinois (3/5/13)
- 6 -- Nicholas Baer at Nebraska (1/5/17)
6 -- Jarrod Uthoff vs. Minnesota (2/14/16)
6 -- Jarrod Uthoff vs. Michigan State (12/29/15)
6 -- Nicholas Baer vs. Drake (12/19/15)
6 -- Melsahn Basabe vs. Ohio State (1/4/11)



1 IOWA 89, EAST TEXAS A&M 67

Nov. 4, 2024 | Iowa City, Iowa | Carver-Hawkeye Arena



Official Basketball Box Score - Final
Tex. A&M-Commerce at Iowa
11/04/24 Carver-Hawkeye Arena, Iowa City, Iowa
2024-25 Men's Basketball

Game Time: 7:01 PM
Game Duration: 1:47
Attendance: 7,679

Tex. A&M-Commerce - 67 Record: 0-1

Table with columns: NO. Name, Min, FG, 3P, FT, Rebounds, Fouls, TP, AS, TO, ST, Blocks, +/-

Shooting By Period
1st FG% 14.32 43.8%
3PT% 5-15 33.3%
FT% 9-13 69.2%
2nd FG% 14.31 45.2%
3PT% 2-9 22.2%
FT% 2-6 33.3%
GM FG% 29-62 46.8%
3PT% 7-24 29.2%
FT% 2-6 33.3%

Iowa - 89 Record: 1-0

Table with columns: NO. Name, Min, FG, 3P, FT, Rebounds, Fouls, TP, AS, TO, ST, Blocks, +/-

Shooting By Period
1st FG% 14.32 43.8%
3PT% 5-15 33.3%
FT% 9-13 69.2%
2nd FG% 18.38 47.4%
3PT% 5-14 35.7%
FT% 6-7 85.7%
GM FG% 32-70 45.7%
3PT% 10-29 34.5%
FT% 15-20 75.0%

Biggest lead 2 (1st 13:20)

Table with columns: TAMC, IOWA, Points from Turnovers, Paint, Second Chance, Fast Breaks, Bench

Period by Period Scoring
1st 2nd TOT
TAMC 35 32 67
IOWA 42 47 89

2 IOWA 89, SOUTHERN 74

Nov. 7, 2024 | Iowa City, Iowa | Carver-Hawkeye Arena



Official Basketball Box Score - Final
Southern U. at Iowa
11/07/24 Carver-Hawkeye Arena, Iowa City
2024-25 Men's Basketball

Game Time: 7:00 PM
Game Duration: 1:48
Attendance: 6,105

Southern U. - 74 Record: 0-2

Table with columns: NO. Name, Min, FG, 3P, FT, Rebounds, Fouls, TP, AS, TO, ST, Blocks, +/-

Shooting By Period
1st FG% 15.37 40.5%
3PT% 5-11 45.5%
FT% 2-4 50%
2nd FG% 16.28 57.1%
3PT% 1-8 12.5%
FT% 4-11 36.4%
GM FG% 31-65 47.7%
3PT% 6-19 31.6%
FT% 6-15 40.0%

Iowa - 89 Record: 2-0

Table with columns: NO. Name, Min, FG, 3P, FT, Rebounds, Fouls, TP, AS, TO, ST, Blocks, +/-

Shooting By Period
1st FG% 18.34 52.9%
3PT% 9-20 45.0%
FT% 3-5 60%
2nd FG% 14.26 53.8%
3PT% 9-20 45.0%
FT% 4-7 57.1%
GM FG% 32-60 53.3%
3PT% 18-40 45.0%
FT% 7-12 58.3%

Biggest lead 4 (1st 19:09)

Table with columns: SU, Iowa, Points from Turnovers, Paint, Second Chance, Fast Breaks, Bench

Period by Period Scoring
1st 2nd TOT
SU 37 37 74
IOWA 48 41 89

3 IOWA 96, SOUTH DAKOTA 77

Nov. 12, 2024 | Iowa City, Iowa | Carver-Hawkeye Arena



Official Basketball Box Score - Final
South Dakota at Iowa
11/12/24 Carver-Hawkeye Arena, Iowa City, Iowa
2024-25 Men's Basketball

Game Time: 8:04 PM
Game Duration: 1:44
Attendance: 7,668

South Dakota - 77 Record: 3-1

Table with columns: NO. Name, Min, FG, 3P, FT, Rebounds, Fouls, TP, AS, TO, ST, Blocks, +/-

Shooting By Period
1st FG% 14.36 38.9%
3PT% 5-19 26.3%
FT% 3-5 60%
2nd FG% 16.32 50.0%
3PT% 5-13 38.5%
FT% 4-9 44.4%
GM FG% 39-88 44.1%
3PT% 19-32 59.4%
FT% 7-14 50.0%

Iowa - 96 Record: 3-0

Table with columns: NO. Name, Min, FG, 3P, FT, Rebounds, Fouls, TP, AS, TO, ST, Blocks, +/-

Shooting By Period
1st FG% 15.34 44.1%
3PT% 8-20 40.0%
FT% 4-6 66.7%
2nd FG% 22.34 64.7%
3PT% 5-11 45.5%
FT% 5-6 83.3%
GM FG% 37-68 54.4%
3PT% 13-31 41.9%
FT% 9-12 75.0%

Biggest lead 1 (1st 19:33)

Table with columns: USD, IOWA, Points from Turnovers, Paint, Second Chance, Fast Breaks, Bench

Period by Period Scoring
1st 2nd TOT
USD 36 41 77
IOWA 42 54 96

4 IOWA 76, WASHINGTON STATE 66

Nov. 15, 2024 | Moline, Ill. | The MARK at Vibrant Arena



Official Basketball Box Score - Final
Washington St. at Iowa
11/15/24 Vibrant Arena at The MARK, Moline, IL
2024-25 Men's Basketball

Game Time: 7:30 PM
Game Duration: 2:07
Attendance: 8,488

Washington St. - 66 Record: 3-1

Table with columns: NO. Name, Min, FG, 3P, FT, Rebounds, Fouls, TP, AS, TO, ST, Blocks, +/-

Shooting By Period
1st FG% 15.34 44.1%
3PT% 3-13 23.1%
FT% 3-4 75%
2nd FG% 11.32 34.4%
3PT% 2-15 13.3%
FT% 6-8 75%
GM FG% 26-66 39.4%
3PT% 5-28 17.9%
FT% 9-12 75.0%

Iowa - 76 Record: 4-0

Table with columns: NO. Name, Min, FG, 3P, FT, Rebounds, Fouls, TP, AS, TO, ST, Blocks, +/-

Shooting By Period
1st FG% 12.28 42.9%
3PT% 1-10 30.0%
FT% 6-13 46.2%
2nd FG% 13.32 40.6%
3PT% 5-15 33.3%
FT% 12-14 85.7%
GM FG% 25-60 41.7%
3PT% 6-25 24.0%
FT% 18-27 66.7%

Biggest lead 9 (1st 5:04)

Table with columns: WSU, IOWA, Points from Turnovers, Paint, Second Chance, Fast Breaks, Bench

Period by Period Scoring
1st 2nd TOT
WSU 36 30 66
IOWA 36 43 76



5

IOWA 83, RIDER 58

Nov. 19, 2024 | Iowa City, Iowa | Carver-Hawkeye Arena



Official Basketball Box Score - Final
Rider at Iowa
11/19/24 Carver-Hawkeye Arena, Iowa City, Iowa
2024-25 Men's Basketball

Game Time: 7:00 PM
Game Duration: 1:48
Attendance: 7,851

Rider - 58 Record: 2-2

Table with columns: NO. Name, Min, FG, 3P, FT, Rebounds, Fouls, TP, AS, TO, ST, Blocks, +/-

Shooting By Period
1st FG% 12-28 42.9%
3PT% 0-6 0.0%
FT% 2-2 100%

Technical Fouls: NONE

Iowa - 83 Record: 5-0

Table with columns: NO. Name, Min, FG, 3P, FT, Rebounds, Fouls, TP, AS, TO, ST, Blocks, +/-

Shooting By Period
1st FG% 14-31 45.2%
3PT% 3-13 23.1%
FT% 9-14 64.3%

Technical Fouls: NONE

Summary table with columns: RIDER, IOWA, Points from, Turnovers, Paint, Second Chance, Fast Breaks, Bench

6

UTAH STATE 77, IOWA 69

Nov. 22, 2024 | Kansas City, Mo. | T-Mobile Center



Official Basketball Box Score - Final
Utah St. at Iowa
11/22/24 T-Mobile Center, Kansas City, Mo.
2024-25 Men's Basketball

Game Time: 7:00 PM
Game Duration: 2:00
Attendance: 7,851

Utah St. - 77 Record: 5-0

Table with columns: NO. Name, Min, FG, 3P, FT, Rebounds, Fouls, TP, AS, TO, ST, Blocks, +/-

Shooting By Period
1st FG% 12-33 36.4%
3PT% 5-7 71.4%
FT% 18-32 56.3%

Technical Fouls: NONE

Iowa - 69 Record: 5-1

Table with columns: NO. Name, Min, FG, 3P, FT, Rebounds, Fouls, TP, AS, TO, ST, Blocks, +/-

Shooting By Period
1st FG% 15-34 44.1%
3PT% 2-13 15.4%
FT% 5-9 55.6%

Technical Fouls: NONE

Summary table with columns: UT, IA, Points from, Turnovers, Paint, Second Chance, Fast Breaks, Bench

7

IOWA 110, USC UPSTATE 77

Nov. 26, 2024 | Iowa City, Iowa | Carver-Hawkeye Arena



Official Basketball Box Score - Final
USC Upstate at Iowa
11/26/24 Carver-Hawkeye Arena, Iowa City
2024-25 Men's Basketball

Game Time: 7:00 PM
Game Duration: 1:44
Attendance: 7,732

USC Upstate - 77 Record: 2-7

Table with columns: NO. Name, Min, FG, 3P, FT, Rebounds, Fouls, TP, AS, TO, ST, Blocks, +/-

Shooting By Period
1st FG% 11-34 32.4%
3PT% 2-13 15.4%
FT% 4-6 66.7%

Technical Fouls: NONE

Iowa - 110 Record: 6-1

Table with columns: NO. Name, Min, FG, 3P, FT, Rebounds, Fouls, TP, AS, TO, ST, Blocks, +/-

Shooting By Period
1st FG% 22-39 56.4%
3PT% 4-12 33.3%
FT% 7-8 87.5%

Technical Fouls: NONE

Summary table with columns: USC, IOWA, Points from, Turnovers, Paint, Second Chance, Fast Breaks, Bench

8

IOWA 80, NORTHWESTERN 79

Dec. 3, 2024 | Iowa City, Iowa | Carver-Hawkeye Arena



Official Basketball Box Score - Final
Northwestern at Iowa
12/03/24 Carver-Hawkeye Arena, Iowa City, Iowa
2024-25 Men's Basketball

Game Time: 6:00 PM
Game Duration: 2:01
Attendance: 7,688

Northwestern - 79 Record: 6-3 (0-1)

Table with columns: NO. Name, Min, FG, 3P, FT, Rebounds, Fouls, TP, AS, TO, ST, Blocks, +/-

Shooting By Period
1st FG% 12-27 44.4%
3PT% 4-12 33.3%
FT% 6-6 100%

Technical Fouls: NONE

Iowa - 80 Record: 7-1 (1-0)

Table with columns: NO. Name, Min, FG, 3P, FT, Rebounds, Fouls, TP, AS, TO, ST, Blocks, +/-

Shooting By Period
1st FG% 17-26 65.4%
3PT% 6-11 54.5%
FT% 5-6 83.3%

Technical Fouls: NONE

Summary table with columns: NU, IOWA, Points from, Turnovers, Paint, Second Chance, Fast Breaks, Bench



9

RV/#23 MICHIGAN 85, IOWA 83

Dec. 7, 2024 | Ann Arbor, Mich. | Crisler Center



Official Basketball Box Score - Final
Iowa at Michigan
12/07/24 Crisler Center, Ann Arbor
2024-25 Men's Basketball

Game Time: 2:00 PM
Game Duration: 2:03
Attendance: 12,290

Officials: Keith Kimble, Earl Walton, Jason Phillips

Iowa - 83

Record: 7-2 (1-1)

Table with columns: NO. Name, Min, FG, 3P, FT, Rebounds, Fouls, TP, AS, TO, ST, Blocks, +/-

Shooting By Period table with FG%, 3PT%, GM FG%, FT% and Dead Ball Rebounds: 3.1

Technical Fouls: NONE

Michigan - 85

Record: 8-1 (2-0)

Table with columns: NO. Name, Min, FG, 3P, FT, Rebounds, Fouls, TP, AS, TO, ST, Blocks, +/-

Shooting By Period table with FG%, 3PT%, GM FG%, FT% and Dead Ball Rebounds: 4.0

Technical Fouls: NONE

Summary table with columns: Biggest lead, Best Scoring Run, Lead Changes, Times Tied, Time with Lead, Points from Turnovers, Paint, Second Chance, Fast Breaks, Bench, Period by Period Scoring

10

#3 IOWA STATE 89, IOWA 80

Dec. 12, 2024 | Iowa City, Iowa | Carver-Hawkeye Arena



Official Basketball Box Score - Final
Iowa St. at Iowa
12/12/24 Carver-Hawkeye Arena, Iowa City, Iowa
2024-25 Men's Basketball

Game Time: 6:30 PM
Game Duration: 1:58
Attendance: 13,033

Officials: Larry Scrotto, Brian Dorsey, Doug Simons

Iowa St. - 89

Record: 8-1

Table with columns: NO. Name, Min, FG, 3P, FT, Rebounds, Fouls, TP, AS, TO, ST, Blocks, +/-

Shooting By Period table with FG%, 3PT%, GM FG%, FT% and Dead Ball Rebounds: 1.0

Technical Fouls: NONE

Iowa - 80

Record: 7-3

Table with columns: NO. Name, Min, FG, 3P, FT, Rebounds, Fouls, TP, AS, TO, ST, Blocks, +/-

Shooting By Period table with FG%, 3PT%, GM FG%, FT% and Dead Ball Rebounds: 1.0

Technical Fouls: NONE

Summary table with columns: Biggest lead, Best Scoring Run, Lead Changes, Times Tied, Time with Lead, Points from Turnovers, Paint, Second Chance, Fast Breaks, Bench, Period by Period Scoring

11

IOWA 104, NEW ORLEANS 57

Dec. 15, 2024 | Iowa City, Iowa | Carver-Hawkeye Arena



Official Basketball Box Score - Final
New Orleans at Iowa
12/15/24 Carver-Hawkeye Arena, Iowa City, Iowa
2024-25 Men's Basketball

Game Time: 1:00 PM
Game Duration: 1:36
Attendance: 8,410

Officials: Jeffrey Anderson, Keith Kimble, Mike Pearson

New Orleans - 57

Record: 2-7

Table with columns: NO. Name, Min, FG, 3P, FT, Rebounds, Fouls, TP, AS, TO, ST, Blocks, +/-

Shooting By Period table with FG%, 3PT%, GM FG%, FT% and Dead Ball Rebounds: 1.0

Technical Fouls: NONE

Iowa - 104

Record: 8-3

Table with columns: NO. Name, Min, FG, 3P, FT, Rebounds, Fouls, TP, AS, TO, ST, Blocks, +/-

Shooting By Period table with FG%, 3PT%, GM FG%, FT% and Dead Ball Rebounds: 2.0

Technical Fouls: NONE

Summary table with columns: Biggest lead, Best Scoring Run, Lead Changes, Times Tied, Time with Lead, Points from Turnovers, Paint, Second Chance, Fast Breaks, Bench, Period by Period Scoring

12

IOWA 95, UTAH 88

Dec. 21, 2024 | Sioux Falls, S.D. | Sanford Pentagon



Official Basketball Box Score - Final
Utah at Iowa
12/21/24 Sanford Pentagon, Sioux Falls
2024-25 Men's Basketball

Game Time: 5:00 PM
Game Duration: 1:54
Attendance: 3,365

Officials: DJ Carstensen, Randy McCall, Tommy Johnson

Iowa - 95

Record: 9-3

Table with columns: NO. Name, Min, FG, 3P, FT, Rebounds, Fouls, TP, AS, TO, ST, Blocks, +/-

Shooting By Period table with FG%, 3PT%, GM FG%, FT% and Dead Ball Rebounds: 2.6

Technical Fouls: NONE

Iowa - 95

Record: 9-3

Table with columns: NO. Name, Min, FG, 3P, FT, Rebounds, Fouls, TP, AS, TO, ST, Blocks, +/-

Shooting By Period table with FG%, 3PT%, GM FG%, FT% and Dead Ball Rebounds: 2.6

Technical Fouls: NONE

Summary table with columns: Biggest lead, Best Scoring Run, Lead Changes, Times Tied, Time with Lead, Points from Turnovers, Paint, Second Chance, Fast Breaks, Bench, Period by Period Scoring



13

IOWA 112, NEW HAMPSHIRE 70

Dec. 30, 2024 | Iowa City, Iowa | Carver-Hawkeye Arena



Official Basketball Box Score - Final
New Hampshire at Iowa
12/30/24 Carver-Hawkeye Arena - Iowa City
2024-25 Men's Basketball

Game Time: 6:00 PM
Game Duration: 1:45
Attendance: 10,289

Officials: Amy Bonner, Tim Comer, Tariq Lewis

New Hampshire - 70

Record: 2-13

Table with columns: NO. Name, Min, FG, 3P, FT, Rebounds, Fouls, TP, AS, TO, ST, Blocks, +/-

Shooting By Period table with columns: 1st, 2nd, 3rd, 4th, GM FG%, 3PT%, FT%

Iowa - 112

Record: 10-3

Table with columns: NO. Name, Min, FG, 3P, FT, Rebounds, Fouls, TP, AS, TO, ST, Blocks, +/-

Shooting By Period table with columns: 1st, 2nd, 3rd, 4th, GM FG%, 3PT%, FT%

Summary table with columns: Biggest lead, Best Scoring Run, Lead Changes, Times Tied, Time with Lead

Summary table with columns: NHU, Iowa

Points from Turnovers, Paint, Second Chance, Fast Breaks, Bench

Period by Period Scoring table with columns: 1st, 2nd, TOT

14

WISCONSIN 116, IOWA 85

Jan. 3, 2025 | Madison, Wis. | Kohl Center



Official Basketball Box Score - Final
Iowa at Wisconsin
01/03/25 Kohl Center, Madison
2024-25 Men's Basketball

Game Time: 6:00 PM
Game Duration: 1:51
Attendance: 16,838

Officials: Jeffrey Anderson, Larry Sciroto, Doug Simons

Iowa - 85

Record: 10-4 (1-2)

Table with columns: NO. Name, Min, FG, 3P, FT, Rebounds, Fouls, TP, AS, TO, ST, Blocks, +/-

Shooting By Period table with columns: 1st, 2nd, 3rd, 4th, GM FG%, 3PT%, FT%

Wisconsin - 116

Record: 11-3 (1-2)

Table with columns: NO. Name, Min, FG, 3P, FT, Rebounds, Fouls, TP, AS, TO, ST, Blocks, +/-

Shooting By Period table with columns: 1st, 2nd, 3rd, 4th, GM FG%, 3PT%, FT%

Summary table with columns: Biggest lead, Best Scoring Run, Lead Changes, Times Tied, Time with Lead

Summary table with columns: IOW, UW

Points from Turnovers, Paint, Second Chance, Fast Breaks, Bench

Period by Period Scoring table with columns: 1st, 2nd, TOT

15

IOWA 97, NEBRASKA 87 (OT)

Jan. 7, 2025 | Iowa City, Iowa | Carver-Hawkeye Arena



Official Basketball Box Score - Final
Nebraska at Iowa
01/07/25 Carver-Hawkeye Arena - Iowa City, Iowa
2024-25 Men's Basketball

Game Time: 7:00 PM
Game Duration: 2:16
Attendance: 7,812

Officials: Tim Comer, Michael Reed, Jason Philips

Nebraska - 87

Record: 12-3 (2-2)

Table with columns: NO. Name, Min, FG, 3P, FT, Rebounds, Fouls, TP, AS, TO, ST, Blocks, +/-

Shooting By Period table with columns: 1st, 2nd, 3rd, 4th, OT, GM FG%, 3PT%, FT%

Iowa - 97

Record: 11-4 (2-2)

Table with columns: NO. Name, Min, FG, 3P, FT, Rebounds, Fouls, TP, AS, TO, ST, Blocks, +/-

Shooting By Period table with columns: 1st, 2nd, 3rd, 4th, OT, GM FG%, 3PT%, FT%

Summary table with columns: Biggest lead, Best Scoring Run, Lead Changes, Times Tied, Time with Lead

Summary table with columns: NEB, IOWA

Points from Turnovers, Paint, Second Chance, Fast Breaks, Bench

Period by Period Scoring table with columns: 1st, 2nd, OT, TOT

16

INDIANA at IOWA

Jan. 11, 2025 | Iowa City, Iowa | Carver-Hawkeye Arena



Game Records

Record	Overall	Home	Away	Neutral
ALL GAMES	2-2	2-0	0-2	0-0
CONFERENCE	2-2	2-0	0-2	0-0
NON-CONFERENCE	0-0	0-0	0-0	0-0

Score by Periods

Team	1st	2nd	OT	TOT
Iowa	156	168	21	345
Opponents	162	194	11	367

Team Box Score

No.	Player				Total		3-Point		F-Throw		Rebounds											
		GP-GS	MIN	AVG	FG-FGA	FG%	3FG-3FGA	3FG%	FT-FTA	FT%	OFF	DEF	TOT	AVG	PF	DQ	A	TO	BLK	STL	PTS	AVG
4	DIX, Josh	4-4	152:13	38.1	33-55	.600	14-26	.538	5-5	1.000	3	18	21	5.3	2	0	10	2	2	6	85	21.3
20	SANDFORT, Payton	4-4	132:52	33.2	21-58	.362	14-34	.412	15-16	.938	3	19	22	5.5	13	0	14	10	2	2	71	17.8
32	FREEMAN, Owen	4-4	116:34	29.1	24-42	.571	1-3	.333	9-16	.563	6	11	17	4.3	12	1	5	6	5	1	58	14.5
3	THELWELL, Drew	3-1	73:50	24.6	14-26	.538	3-9	.333	5-7	.714	1	3	4	1.3	4	0	6	1	0	7	36	12.0
24	SANDFORT, Pryce	4-0	100:35	25.1	15-29	.517	8-20	.400	6-9	.667	5	6	11	2.8	4	0	4	2	0	5	44	11.0
2	HARDING, Brock	4-4	117:21	29.3	11-32	.344	3-13	.231	10-13	.769	3	6	9	2.3	10	0	24	14	1	5	35	8.8
7	TRAORE, Seydou	2-0	23:55	12.0	2-5	.400	1-2	.500	1-4	.250	0	2	2	1.0	2	0	1	2	0	0	6	3.0
8	KOCH, Cooper	1-0	10:26	10.4	1-1	1.000	0-0	.000	0-1	.000	0	0	0	0.0	1	0	0	0	0	0	2	2.0
44	MULVEY, Riley	1-0	08:27	8.5	0-1	.000	0-0	.000	1-2	.500	2	0	2	2.0	1	0	0	0	0	0	1	1.0
34	TADJO, Chris	2-0	07:18	3.7	1-2	.500	0-0	.000	0-0	.000	0	2	2	1.0	2	0	0	0	1	0	2	1.0
13	DEMBELE, Ladji	4-3	57:27	14.4	1-5	.200	0-2	.000	1-2	.500	6	5	11	2.8	8	0	1	1	0	0	3	0.8
0	BRAUNS, Even	4-0	12:16	3.1	0-3	.000	0-0	.000	2-4	.500	0	1	1	0.3	1	0	0	0	0	0	2	0.5
14	KINGSBURY, Carter	3-0	11:46	3.9	0-0	.000	0-0	.000	0-0	.000	0	2	2	0.7	2	0	0	0	0	0	0	0.0
Team											4	5	9									
Total		4	825		123-259	.475	44-109	.404	55-79	.696	33	80	113	28.3	62	1	65	38	11	26	345	86.3
Opponents		4	825		134-251	.534	42-95	.442	57-77	.740	44	115	159	39.8	72	1	68	56	8	26	367	91.8

Team Statistics

	IOWA	OPP
Scoring	345	367
Points per game	86.3	91.8
Scoring margin	-5.5	-
Field goals-att	123-259	134-251
Field goal pct	.475	.534
3 point fg-att	44-109	42-95
3-point FG pct	.404	.442
3-pt FG made per game	11.0	10.5
Free throws-att	55-79	57-77
Free throw pct	.696	.740
F-Throws made per game	13.8	14.3
Rebounds	113	159
Rebounds per game	28.3	39.8
Rebounding margin	-11.5	-
Assists	65	68
Assists per game	16.3	17.0
Turnovers	38	56
Turnovers per game	9.5	14.0
Turnover margin	+4.5	-
Assist/turnover ratio	1.7	1.2
Steals	26	26
Steals per game	6.5	6.5
Blocks	11	8
Blocks per game	2.8	2.0
Winning streak	1	-
Home win streak	2	-
Attendance	15510	29128
Home games-Avg/Game	2-7755	2-14564
Neutral site-Avg/Game	-	0-0

Team Results

Date	Opponent		Score	Att.
12/03/2024	Northwestern	W	80-79	7698
12/07/2024	at Michigan	L	83-85	12290
01/03/2025	at Wisconsin	L	85-116	16838
01/07/2025	Nebraska	Wot	97-87	7812

Game Records

Record	Overall	Home	Away	Neutral
ALL GAMES	11-4	9-1	0-2	2-1
CONFERENCE	2-2	2-0	0-2	0-0
NON-CONFERENCE	9-2	7-1	0-0	2-1

Score by Periods

Team	1st	2nd	OT	TOT
Iowa	652	675	21	1348
Opponents	532	624	11	1167

Team Box Score

No.	Player	Total			3-Point			F-Throw		Rebounds				PF DQ A TO BLK STL PTS AVG								
		GP-GS	MIN	AVG	FG-FGA	FG%	3FG-3FGA	3FG%	FT-FTA	FT%	OFF	DEF	TOT	AVG	PF	DQ	A	TO	BLK	STL	PTS	AVG
32	FREEMAN, Owen	13-13	330:39	25.4	91-144	.632	4-11	.364	31-51	.608	28	54	82	6.3	33	1	18	24	27	7	217	16.7
20	SANDFORT, Payton	15-15	453:52	30.3	81-201	.403	39-113	.345	46-53	.868	15	72	87	5.8	37	1	50	34	9	15	247	16.5
4	DIX, Josh	14-14	423:16	30.2	79-140	.564	30-66	.455	19-20	.950	7	44	51	3.6	10	0	42	13	10	16	207	14.8
3	THELWELL, Drew	14-5	348:15	24.9	51-90	.567	16-39	.410	23-33	.697	3	32	35	2.5	10	0	45	11	2	29	141	10.1
2	HARDING, Brock	15-15	381:12	25.4	55-123	.447	18-46	.391	18-24	.750	6	22	28	1.9	26	0	88	37	3	29	146	9.7
24	SANDFORT, Pryce	15-2	317:36	21.2	48-99	.485	30-75	.400	14-21	.667	8	28	36	2.4	16	0	15	6	3	10	140	9.3
7	TRAORE, Seydou	9-0	147:34	16.4	23-50	.460	4-13	.308	10-19	.526	8	17	25	2.8	8	0	12	7	9	4	60	6.7
8	KOCH, Cooper	10-0	136:07	13.6	15-31	.484	9-21	.429	7-13	.538	3	18	21	2.1	14	0	8	3	4	3	46	4.6
13	DEMBELE, Ladj	15-11	253:34	16.9	26-55	.473	8-19	.421	5-8	.625	23	31	54	3.6	32	0	10	9	3	6	65	4.3
44	MULVEY, Riley	7-0	49:25	7.1	9-12	.750	0-0	.000	6-11	.545	7	11	18	2.6	3	0	1	2	2	1	24	3.4
34	TADJO, Chris	6-0	35:26	5.9	5-9	.556	1-2	.500	3-7	.429	3	6	9	1.5	7	0	0	3	2	1	14	2.3
10	KOCH, Jacob	6-0	19:42	3.3	5-8	.625	1-2	.500	0-0	.000	1	2	3	0.5	0	0	3	0	0	0	11	1.8
14	KINGSBURY, Carter	10-0	72:33	7.3	6-12	.500	2-7	.286	0-0	.000	1	9	10	1.0	5	0	2	1	1	1	14	1.4
0	BRAUNS, Even	12-0	55:48	4.6	5-10	.500	0-0	.000	6-12	.500	3	4	7	0.6	8	0	4	3	3	2	16	1.3
Team											20	19	39									
Total		15	3025		499-984	.507	162-414	.391	188-272	.691	136	369	505	33.7	209	2	298	154	78	124	1348	89.9
Opponents		15	3025		451-971	.464	117-361	.324	148-223	.664	182	398	580	38.7	253	3	228	233	40	103	1167	77.8

Team Statistics

	IOWA	OPP
Scoring	1348	1167
Points per game	89.9	77.8
Scoring margin	+12.1	-
Field goals-att	499-984	451-971
Field goal pct	.507	.464
3 point fg-att	162-414	117-361
3-point FG pct	.391	.324
3-pt FG made per game	10.8	7.8
Free throws-att	188-272	148-223
Free throw pct	.691	.664
F-Throws made per game	12.5	9.9
Rebounds	505	580
Rebounds per game	33.7	38.7
Rebounding margin	-5.0	-
Assists	298	228
Assists per game	19.9	15.2
Turnovers	154	233
Turnovers per game	10.3	15.5
Turnover margin	+5.3	-
Assist/turnover ratio	1.9	1.0
Steals	124	103
Steals per game	8.3	6.9
Blocks	78	40
Blocks per game	5.2	2.7
Winning streak	1	-
Home win streak	3	-
Attendance	86725	29128
Home games-Avg/Game	10-8673	2-14564
Neutral site-Avg/Game	-	3-5582

Team Results

Date	Opponent		Score	Att.
11/04/2024	East Texas A&M	W	89-67	7879
11/07/2024	Southern U.	W	89-74	7393
11/12/2024	South Dakota	W	96-77	7628
11/15/2024	vs Washington St.	W	76-66	8488
11/19/2024	Rider	W	83-58	7851
11/22/2024	vs Utah St.	L	69-77	4892
11/26/2024	USC Upstate	W	110-77	7732
12/03/2024	Northwestern	W	80-79	7698
12/07/2024	at Michigan	L	83-85	12290
12/12/2024	Iowa St.	L	80-89	13033
12/15/2024	New Orleans	W	104-57	9410
12/21/2024	vs Utah	W	95-88	3367
12/30/2024	New Hampshire	W	112-70	10289
01/03/2025	at Wisconsin	L	85-116	16838
01/07/2025	Nebraska	Wot	97-87	7812