


INDOOR ALL-TIME TOP 10 PERFORMERS



Karayme Bartley



Jamal Britt



Rodney Chambers



Nikolas Curtiss



Troy Doris



Julien Gillum



Peyton Haack

**60 Meters**

1. **Kalen Walker, 2024** .....**6.51**
2. **Austin Kresley, 2023** .....**6.64**
3. Damoy Allen, 2024.....6.66
4. Justin Austin, 2011.....6.69
5. Vinnie Saucer, Jr., 2016.....6.70
- Khullen Jefferson, 2023** .....**6.71**
7. Kurt Felix, 1999.....6.73
- Tevin-Cee Mincy, 2014 .....6.73
9. Josh Larney, 2013.....6.74
- Christian Brissett, 2017.....6.74

**60-Meter Hurdles**

1. Jamal Britt, 2021 .....7.52
2. Jaylan McConico, 2020.....7.60
3. Aaron Mallett, 2017.....7.64
4. Grant Conway, 2024.....7.66
5. Jordan Mullen, 2013.....7.70
6. Gratt Reed, 2022.....7.72
7. Chris Douglas, 2019.....7.75
- 8. Kai Graves-Blanks, 2025**.....**7.78**
9. Ethan Holmes, 2013 .....7.82
- Josh Braverman, 2021 .....7.82
- Peyton Haack, 2023.....7.82

**200 Meters**

1. Karayme Bartley, 2019.....20.67
- 2. Khullen Jefferson, 2023** .....**20.70**
- 3. Austin Kresley, 2025** .....**20.73**
4. Justin Austin, 2011.....20.80
5. Gratt Reed, 2024.....20.82
6. Wayne Lawrence, Jr., 2020 .....20.85
7. Antonio Woodard, 2019.....20.89
8. Damoy Allen, 2023.....21.01
9. Chadrick Richards, 2022.....21.09
10. Anthuan Maybank, 1993 .....21.11

**400 Meters**

1. Jenoah McKiver, 2022.....45.39
2. Wayne Lawrence Jr., 2021 .....45.40
3. Mar'yea Harris, 2017 .....45.75
4. Chadrick Richards, 2022.....46.01
5. Karayme Bartley, 2019.....46.25
6. Emmanuel Ogwo, 2017.....46.45
- 7. Isaac Lewis, 2025** .....**46.67**
8. Julien Gillum, 2023 .....46.73
9. Steven Willey, 2010.....46.75
10. Terrence Duckett, 1984 .....46.81

**600 Meters**

1. Jenoah McKiver, 2022 ..... 1:15.36
2. Julien Gillum, 2022 ..... 1:16.11
3. Tyler Olson, 2023 ..... 1:16.13
4. Spencer Gudgel, 2023 ..... 1:16.51
5. Wayne Lawrence, Jr., 2020 ..... 1:16.55
6. Mar'yea Harris, 2019..... 1:16.60
7. Armando Bryson, 2022..... 1:16.89
8. Erik Sowinski, 2012 ..... 1:16.91
9. Austin Lietz, 2020 ..... 1:17.03
10. Carter Lilly, 2017 ..... 1:17.20

**800 Meters**

1. Rivaldo Marshall, 2024 ..... 1:46.86
2. Carter Lilly, 2017 ..... 1:47.33
3. Erik Sowinski, 2012 ..... 1:47.62
4. Will Teubel, 2016..... 1:47.74
- 5. Ryan Schreiner, 2024** .....**1:48.42**
6. Antonio Abrego, 2022 ..... 1:48.47
7. Nick O'Connor, 2024..... 1:48.73
8. Pavlo Hutsalyuk, 2016 ..... 1:48.97
- 9. Terrick Johnson, 2025** .....**1:49.03**
10. Ryan Weir, 2013 ..... 1:49.11

**Mile**


1. Jeff Thode, 2011 ..... 3:58.72
2. Ed DeLashmutt, 1981..... 4:04.01
3. Kal Lewis, 2021 ..... 4:04.21
4. Adam Jones, 2017 ..... 4:04.28
5. Michael Melchert, 2018..... 4:04.32
6. Larry Wiecezorek, 1968..... 4:04.40
7. Nathan Mylenek, 2019 ..... 4:04.88
8. Max Murphy, 2022 ..... 4:05.45
9. John Clark, 1972 ..... 4:05.94
10. Ben Witt, 2014 ..... 4:07.08

**3,000 Meters**

1. Kevin Lewis, 2015 ..... 7:57.06
2. Nathan Mylenek, 2020 ..... 7:58.37
3. Max Murphy, 2021 ..... 7:59.30
4. Jeff Thode, 2011 ..... 8:00.38
5. Micah VanDenend, 2006..... 8:00.81
- 6. Luke Knepp, 2025**.....**8:05.72**
7. Daniel Soto, 2020 ..... 8:06.04
8. Michael Melchert, 2018..... 8:08.30
9. Eric MacTaggart, 2006 ..... 8:08.79
10. Stetson Steele, 2000 ..... 8:09.54

**5,000 Meters**

1. Kevin Lewis, 2015 ..... 13:43.70
2. Micah VanDenend, 2007..... 13:56.46
3. Max Murphy, 2022 ..... 13:58.87
4. Daniel Soto, 2020 ..... 13:58.97
5. Stetson Steele, 2000 ..... 14:00.52
6. Nick Trattner, 2022 ..... 14:00.69
7. Dan Haut, 2006 ..... 14:06.16
8. Noah Healy, 2021 ..... 14:12.47
9. Eric MacTaggart, 2006 ..... 14:13.41
10. Jeff Thode, 2011 ..... 14:16.00




Bill Hansen



Collin Hofacker



Ryan Johnson



Bill Knoedel



Wayne Lawrence, Jr.




Kevin Lewis



Rivaldo Marshall

## INDOOR ALL-TIME TOP 10 PERFORMERS



**Anthuan Maybank    Jenoa McKiver    Michael Melchert    Nathan Mylenek    Chadrick Richards    Jeff Thode    Kalen Walker**

### Heptathlon

1. Peyton Haack, 2023 .....6,048 points
2. Austin West, 2024.....5,975 points
- 3. Abraham Vogelsang, 2025..5,882 points**
4. Will Daniels, 2020 .....5,689 points
5. William Dougherty, 2018 ..5,606 points
- 6. Sal Capaldo, 2025 ..... 5,408 points**
7. Kyle Reid, 2013 .....5,354 points
8. Dan Rolling, 2010 .....5,205 points
9. Jack Eckert, 2015 .....5,188 points
10. Daniel Gaynes, 2018.....5,162 points

### High Jump

1. Bill Knoedel, 1976 .....7-3 (2.21)
- Bill Hansen, 1978 .....7-3 (2.21)
3. Scott Hudek, 1993 ..... 7-0 1/2 (2.15)
- Kevin Spejcher, 2015..... 7-0 1/2 (2.15)
5. Pat Meade, 1987 ..... 7-0 1/4 (2.14)
6. Mike Lacy, 1984 .....7-0 (2.13)
7. M. Cunningham, 1984....6-11 1/4 (2.11)
8. Jeffery Herron, 2010..... 6-11 (2.11)
- Peter Hlavin, 1980 ..... 6-11 (2.11)
- Brandon Oest, 2010..... 6-11 (2.11)
- Dan Rolling, 2008..... 6-11 (2.11)
- Graham Valdes, 2010 ..... 6-11 (2.11)
- Peter Andreano, 2016..... 6-11 (2.11)
- Zack Pluff, 2023..... 6-11 (2.11)

### Pole Vault

1. Peyton Haack, 2023 ..... 17-3 (5.26)
2. Todd Wigginton, 1984 ..... 17-1 (5.21)
3. Dave Nielsen, 1975 .....16-10 (5.13)
4. Kyle Reid, 2013 .....16-6 3/4 (5.05)
- Andy Jatis, 2018.....16-6 3/4 (5.05)
6. Curt Brock, 1979 ..... 16-6 (5.03)
- Alex Zona, 2010 .....16-4 3/4 (5.00)
- Abraham Vogelsang, 2025.....**
- ..... **16-4 3/4 (5.00m)**
9. Phil Wertman, 1971 ..... 16-4 (4.98)
10. Jeff Raymond, 2008 ..... 16-2 (4.93)

### Long Jump

1. Anthuan Maybank, 1992 ..26-5 1/2 (8.06)
2. Bashir Yamini, 1998.....26-0 1/4 (7.93)
3. O'Shea Wilson, 2017 .....25-9 1/2 (7.85)
- James Carter, Jr. 2023 .....25-9 1/2 (7.85)
5. Darren Smith, 1991.....25-2 (7.67)
- 6. Emmanuel Njoku, 202525-1 3/4 (7.66)**
7. Austin West, 2023.....24-11 3/4 (7.61)
8. Paul Jones, 1990 .....24-11 1/4 (7.60)
- Jamal Britt, 2021 .....24-11 1/4 (7.60)
10. Josh Larney, 2013..... 24-10 (7.57)

### Triple Jump

1. Troy Doris, 2011 ..... 54-0 (16.46)
2. James Carter, Jr. 2023 ... 52-11 1/2 (16.15)
3. Babatunde Amosu, 2015 .52-8 3/4 (16.07)
4. Paul Jones, 1990 .....52-1 1/4 (15.88)
- Klyvens Delaunay, 2014..52-1 1/4 (15.88)
6. DeAndre Stapleton Jr., 2023
- .....50-8 3/4 (15.46)
- 7. Precious Irivi, 2025 .... 50-1 1/4 (15.27)**
8. Mike Lacy, 1983 ..... 49-0 (14.93)
9. Owen Gill, 1982..... 48-10 3/4 (14.90)
10. Josh Bean, 2009 .....48-10 (14.88)

### Shot Put

1. Nikolas Curtiss, 2022....64-2 1/2 (19.57m)
2. Reno Tuufuli, 2018 .....63-3 1/4 (19.28)
3. John Hickey, 2009 ..... 63-0 (19.20)
4. Jeremy Allen, 2001 ..... 62-10 1/2 (19.16)
5. Avery Meyers, 2017 .....61-4 1/4 (18.70)
6. Shane Maier, 2006..... 61-2 (18.64)
7. Gary Kostrubala, 1986..60-10 3/4 (18.55)
8. Andy Banse, 2005.....60-9 1/4 (18.52)
9. Elijah Barnes, 2021 ..... 60-8 (18.49)
10. Ken Kemeny, 2004 .....60-0 1/2 (18.30)

### Weight Throw

- 1. Ryan Johnson, 2025.. 79-2 3/4 (24.15)**
- 2. Sean Smith, 2025 ..... 73-9 1/2 (22.49)**
3. Tyler Lienau, 2022 .....72-10 (22.20)
- 4. Austin Busch, 2025 . 69-11 1/2 (21.32)**
5. Jim Costello, 2002 .....69-4 3/4 (21.15)
6. Matt Banse, 2012 ..... 67-8 (20.62)
7. Arno van der Westhuizen, 2001
- .....67-7 1/2 (20.61)
- 8. Bryce Ruland, 2025 .....67-0 (20.42)**
9. Adam Hamilton, 2007....66-9 1/4 (20.35)
10. Jordan Hawkins, 2022 .65-11 1/2 (20.11)

### 4x400-Meter Relay

1. Richards, Gillum, Lawrence, Jr. McKiver, 2022 .....3:02.40
2. Bartley, Woodard, Lawrence Jr., Harris, 2019 .....3:04.76
3. Frye, Clarke, Woodard, Lawrence, Jr., 2020 .....3:04.91
4. Ogwo, Hofacker, Frye, Harris, 2017 .....3:04.94
- 5. Pugh, Lewis, T. Johnson, Brown, 2025 3:35.31**
6. Hofacker, Frye, Garron, Harris, 2018 .....3:05.33
7. Steward, Gillum, Bryson, McKiver, 2022 ....3:05.47
8. **K. Jefferson**, Gillum, Richards, McKiver 2022 .....3:05.63
9. Gillum, Gudgel, Lawrence, Jr., McKiver, 2022 .....3:05.68
10. Thompson, Frye, Garron, Harris, 2018 .....3:06.06

### 4x800-Meter Relay

1. Cooke, Nie, Monsey, Chambers, 1990.....7:13.02
2. Corrigan, Blackman, Strozier, Chambers, 1989.....7:29.00
3. English, Blackman, Strozier, Chambers, 1989.....7:36.20
4. 1977 .....7:39.40
5. 1986 .....7:40.90
6. Bouske, Herd, Chambers, Koon, 1992.....7:43.94
7. Bouska, Cook, White, Herd, 1992.....7:48.63
8. 1992 .....7:49.86
9. 1986 .....7:50.10
10. Roseman, Rerko, Novotny, Branigan, 1993 .....7:51.36

### Distance Medley Relay

1. Mylenek, Hofacker, Lilly, Melchert, 2018 ...9:33.90
2. Abrego, Lawrence, Jr., Still, Murphy, 2022 .....9:39.60
3. Lewis, **Woody**, Still, Murphy, 2021 .....9:42.16
4. Wasick, Schuster, **Schreiner**, Murphy, 2023 .....9:42.27
5. Lilly, Frye, Manternach, Jones, 2017 .....9:44.07
6. Mylenek, Thompson, Lilly, Melchert, 2018 .....9:45.10
7. Prom, Rickels, Sowinski, Thode, 2012 .....9:45.41
8. Birkett, Clarke, Still, D. Murphy, 2020 .....9:46.39
9. 1999 .....9:46.83
10. 1977 .....9:48.80