

IOWA HAWKEYES[®]

2025-26 MEN'S BASKETBALL

3 FINAL FOURS 8 BIG TEN CHAMPIONSHIPS 3 BIG TEN TOURNAMENT TITLES 29 NCAA TOURNAMENTS

GAME
21

RV/#25 IOWA HAWKEYES

(15-5, 5-4 B1G)

at

OREGON DUCKS

(8-13, 1-9 B1G)



Head Coach: Ben McCollum
Record at Iowa: 15-5 (1st season)
Career Record: 440-100 (17th season)
vs. Oregon: First Meeting

NET: 22
KenPom: 23



Head Coach: Dana Altman
Record at UO: 378-175 (16th season)
Career Record: 788-418 (36th season)
vs. Iowa: 4-2

NET: 114
KenPom: 98

2025-26 SCHEDULE

(15-5 OVERALL | B1G: 5-4 | H: 11-1 | A: 1-4 | N: 3-0)

Date	UI Rank	Opp. Rank	Opponent	TV	Time/Result
Nov. 4	RV	--	ROBERT MORRIS	BTN	W, 101-69
Nov. 7	RV	--	WESTERN ILLINOIS	B1G+	W, 77-58
Nov. 14	RV	--	XAVIER	FS1	W, 81-62
Nov. 18	RV	--	SEMO	BTN	W, 99-70
Nov. 20	RV	--	CHICAGO STATE	B1G+	W, 93-54
Nov. 25	RV	RV	! vs. Ole Miss	CBSSN	W, 74-69
Nov. 26	RV	--	! vs. Grand Canyon	CBSSN	W, 59-46
Dec. 2	RV	7	*at Michigan State	Peacock L	51-72
Dec. 6	RV	--	* MARYLAND	FS1	W, 83-64
Dec. 11	RV	4	\$ at Iowa State	FS1	L, 62-66
Dec. 14	RV	--	WESTERN MICHIGAN	BTN	W, 91-51
Dec. 20	RV	--	^ vs. Bucknell	BTN	W, 94-39
Dec. 29	25	--	UMASS LOWELL	BTN	W, 90-62
Jan. 3	25	RV	*UCLA	Peacock W	74-61
Jan. 6	19	--	*at Minnesota	BTN	L, 67-70
Jan. 11	19	16	*ILLINOIS	FOX	L, 69-75
Jan. 14	RV	5	*at Purdue	BTN	L, 72-79
Jan. 17	RV	RV	*at Indiana	FOX	W, 74-57
Jan. 20	RV	--	*RUTGERS	BTN	W, 68-62
Jan. 28	RV	--	*USC	BTN	W, 73-72
Feb. 1	RV	--	*at Oregon	FS1	7 p.m.
Feb. 4			*at Washington	BTN	10 p.m.
Feb. 8			*NORTHWESTERN	FS1	2 p.m.
Feb. 11			*at Maryland	FS1	5 p.m.
Feb. 14			*PURDUE	FOX	4/7 p.m.
Feb. 17			*NEBRASKA	BTN	8 p.m.
Feb. 22			*at Wisconsin	FS1	3 p.m.
Feb. 25			*OHIO STATE	BTN	8 p.m.
Feb. 28			*at Penn State	BTN	11 a.m.
March 5			*MICHIGAN	Peacock	7 p.m.
March 8			*at Nebraska	FOX	4 p.m.
March 11-15			% at Big Ten Tournament	TBA	TBA

All times Central and subject to change. | AP Ranking | ! Acrisure Classic (Palm Desert, Calif.) | * Big Ten Conference contest | \$ Iowa Corn Cy-Hawk Series | ^ game played at Casey's Center (Des Moines, Iowa) | % Big Ten Tournament

IOWA COMMUNICATIONS

JAMES ALLAN (MBB CONTACT)
DIRECTOR, ATHLETICS STRATEGIC COMMUNICATIONS
Email: james-allan@uiowa.edu
Cell: 319-530-5792



RV/#25 IOWA at OREGON \ \ FEB. 1, 2026 \ \ 7 P.M. (CT)

Arena: Matthew Knight Arena (12,364)
TV: FS1
Talent: Guy Haberman (play-by-play), Don MacLean (color)

Radio: Hawkeye Radio Network
Gary Dolphin (pbp), Bobby Hansen (color), Cory Sheets (engineer)
LiveStats: Iowa.Statbroadcast.com

SERIES HISTORY

Overall _____ Iowa leads, 6-3
In Eugene _____ Oregon leads, 1-0
Active Streak _____ Oregon-2
Last Meeting _____ Oregon won 80-78 on 2/19/25 in Iowa City

THE NUMBERS



TEAM COMPARISON



Stat	NCAA Rk.	Category	NCAA Rk.	Stat
77.7	155	Scoring Off.	275	72.3
62.9	5	Scoring Def.	193	74.1
+14.8	25	Scoring Marg.	268	-1.8
.504	16	Field Goal %	312	.424
.439	181	FG% Def.	171	.437
.373	32	3-PT FG%	245	.328
.305	52	3-PT FG% Def.	233	.343
.774	21	Free Throw %	226	.708
30.7	351	Reb./Game	170	36.1
+2.4	150	Reb. Margin	179	+1.6
16.1	76	Assts./Game	199	13.9
10.6	74	TOs/Game	232	12.3
+3.9	24	TO Margin	299	-1.6
1.5	43	A/TO Ratio	230	1.1
7.8	87	Steals/Game	276	5.9
2.6	297	Blocks/Game	72	4.3

NET METRICS

Iowa vs. Quad 1	1-4
Iowa vs. Quad 2	4-1
Iowa vs. Quad 3	2-0
Iowa vs. Quad 4	8-0

IOWA'S PROJECTED ROTATION (BASED ON PREVIOUS GAME)

STARTERS	HT.	WT.	YR.-EXP.	HOMETOWN	PPG	RPG	AST	FG%	3FG%	FT%	MPG
G 14 Bennett Stirtz	6-4	190	Sr.-TR	Liberty, Mo.	18.4	2.6	4.9	.476	.373	.837	36.0
Acrisure Classic MVP... 116 consecutive starts... 6+ assists in 7 games... 20+ pts. in 10 games... Sporting News Midseason All-American... Drake & NW Mo. St. transfer... MVC Player of the Year											
G 11 Kael Combs	6-4	205	Jr.-TR	Nixa, Mo.	6.3	2.5	2.8	.500	.393	.862	27.0
Started Iowa's last 15 games... career-high 16 points, 4 3-ptrs. at Purdue... 56 assists, 28 TOs... averages 2nd-most minutes on team... Drake & Wyoming transfer											
F 3 Cam Manyawu	6-9	250	Jr.-TR	Kansas City, Mo.	7.1	4.4	0.9	.636	.000	.698	17.6
54 consecutive starts... double figures in 6 games... 13 pts., 3 steals at Purdue... Drake & Wyoming transfer... has nine career double-doubles											
F 6 Tavion Banks	6-7	215	Sr.-TR	Kansas City, Mo.	11.1	4.5	1.3	.551	.542	.808	21.5
20 pts./7 reb vs. USC... DI career-high 26 points, 8 rebounds at Indiana... 30 straight FT makes... double figures in 10 games, 2 20-pt. games... Drake & NW Fla. St. College transfer... MVC Sixth Man of the Year											
F 8 Cooper Koch	6-8	220	RS Fr.-1L	Peoria, Ill.	6.7	3.3	1.0	.465	.385	.789	25.2
First career double-double vs. Ole Miss (14 pts./10-reb.)... double figures in 5 games... 2+ 3-pointers in 8 contests... lone returning scholarship player											

KEY RESERVES	HT.	WT.	YR.-EXP.	HOMETOWN	PPG	RPG	ASST	FG%	3FG%	FT%	MPG
F 7 Alvaro Folgueiras	6-10	230	Jr.-TR	Malaga, Spain	8.2	3.7	1.9	.514	.393	.694	19.7
G 10 Jacob Koch	6-2	185	So.-1L	Iowa City, Iowa	0.5	0.0	0.3	.333	.000	.000	2.2
G 15 Brendan Hausen	6-4	220	Sr.-TR	Amarillo, Texas	4.2	0.8	0.3	.353	.356	1.000	9.8
G 23 Isaia Howard	6-5	215	So.-TR	Plattsburg, Mo.	6.7	3.1	1.2	.500	.289	.750	19.5
G 24 Tate Sage	6-7	210	Fr.-HS	Weatherford, Okla.	6.8	2.2	1.1	.500	.395	.682	18.3
C 27 Trevin Jirak	6-11	250	Fr.-HS	West Des Moines, Iowa	4.0	1.1	1.2	.531	.143	.632	9.4
F 44 Joey Matteoni	6-9	215	RS Fr.-TR	Overland Park, Kan.	1.9	0.7	0.3	.533	.000	.500	4.1

QUICK FACTS

Location _____ Iowa City, Iowa
 Enrollment _____ 31,563
 Founded _____ 1847
 President _____ Barbara J. Wilson
 Athletics Director _____ Beth Goetz
 Nickname _____ Hawkeyes
 Colors _____ Gold and Black
 Conference _____ Big Ten
 School Song/Mascot _____ On Iowa/Herky the Hawk

ALL-TIME RECORD

124th season of Iowa men's basketball

First Year of Basketball _____ 1902
 Overall Record _____ 1,790-1,238
 Postseason Appearances _____ 38 (29 NCAA, 9 NIT)
 Postseason Tournament Record _____ 42-40 (.512)
 NCAA Tournament Record _____ 31-31 (.500)
 NIT Record _____ 11-9 (.550)
 Big Ten Tournament Record _____ 23-24 (.489)

CARVER-HAWKEYE ARENA

Opened _____ Jan. 3, 1983
(Iowa lost 61-59 to Michigan State, Jan. 5, 1983)
 Capacity _____ 14,998
 Conference Record _____ 252-77

NCAA TOURNAMENT HISTORY

Appearances (29): 1955, 1956, 1970, 1979, 1980, 1981, 1982, 1983, 1985, 1986, 1987, 1988, 1989, 1991, 1992, 1993, 1996, 1997, 1999, 2001, 2005, 2006, 2014, 2015, 2016, 2019, 2021, 2022, 2023

Final Four (3): 1955, 1956, 1980

Elite Eight (4): 1955, 1956, 1980, 1987

Sweet 16 (8): 1955, 1956, 1970, 1980, 1983, 1987, 1988, 1999

First Four (1): 2014

NIT HISTORY

Appearances (9): 1995, 1998, 2002, 2003, 2004, 2012, 2013, 2017, 2024

NIT Final (1): 2013

NIT Final Four (1): 2013

BIG TEN CONFERENCE CHAMPIONSHIPS

Regular Season Titles (8): 1923, 1926, 1945, 1955, 1956, 1968, 1970, 1979

BIG TEN CONFERENCE TOURNAMENT TITLES

Titles (3): 2001, 2006, 2022

Finals Appearances: 2002

MEDIA RESOURCES

CREDENTIALS

Outlets interested in obtaining credentials to cover Iowa men's basketball home games must apply through credentials via hawkeyesports.com. Applications for season and single-game credentials should be submitted at least one week in advance of the game(s) one plans to cover.

LINK: www.hawkeyesports.com/iowa-mbb-credential-request

MEDIA AVAILABILITY


Head coach Ben McCollum will be generally be available for interviews prior to each game on the schedule. Please contact men's basketball communications contact James Allan (james-allan@uiowa.edu) for dates and times.

All weekly interviews will be done in person in the Media Room in Carver-Hawkeye Arena or via Zooms depending on practice and travel schedules. Player interviews will be done prior to news conferences.

Iowa men's basketball practices are not open to the media.



CAM MANYAWU
 F / 6-9 / 250 / Jr.-TR
 Kansas City, Mo.



PEYTON MCCOLLUM
 G / 6-2 / 180 / Fr.-HS
 Maryville, Mo.



TAVION BANKS
 G/F / 6-7 / 215 / Sr.-TR
 Kansas City, Mo.



ALVARO FOLGUEIRAS
 F / 6-10 / 230 / Jr.-TR
 Malaga, Spain




COOPER KOCH
 F / 6-8 / 220 / RS Fr.
 Peoria, Ill.



JACOB KOCH
 G / 6-2 / 185 / So.
 Iowa City, Iowa



KAEL COMBS
 G / 6-4 / 205 / Jr.-TR
 Nixa, Mo.



BENNETT STIRTZ
 G / 6-4 / 190 / Sr.-TR
 Liberty, Mo.




BRENDAN HAUSEN
 G / 6-4 / 220 / Sr.-TR
 Amarillo, Texas



TREY THOMPSON
 F / 6-8 / 220 / Fr.-HS
 Greeneville, Tenn.



ISAIA HOWARD
 G / 6-5 / 215 / So.-TR
 Plattsburg, Mo.



TATE SAGE
 G / 6-7 / 210 / Fr.-HS
 Weatherford, Okla.



TREVIN JIRAK
 C / 6-11 / 250 / Fr.-HS
 West Des Moines, Iowa



JOEY MATTEONI
 F / 6-9 / 220 / RS Fr.-TR
 Overland Park, Kan.



BEN MCCOLLUM
 Head Coach
 First Season
 Northwest Missouri State, 2003



NUMERICAL ROSTER

No.	Name	Pos.	Ht.	Wt.	Yr.	Exp.	Hometown/High School (Previous School)
3	Cam Manyawu	F	6-9	250	Jr.	TR	Kansas City, Mo./Staley (Wyoming/Drake)
5	Peyton McCollum	G	6-2	180	Fr.	HS	Maryville, Mo./Waukee Northwest (Iowa)
6	Tavion Banks	G/F	6-7	215	Sr.	TR	Kansas City, Mo./Minnesota Prep (NW Florida State/Drake)
7	Alvaro Folgueiras	F	6-10	230	Jr.	TR	Málaga, Spain/DME Academy (Fla.) (Robert Morris)
8	Cooper Koch	F	6-8	220	RS Fr.	1L	Peoria, Ill./Metamora Township
10	Jacob Koch	G	6-2	185	So.	1L	Iowa City, Iowa/Iowa City West
11	Kael Combs	G	6-4	205	Jr.	TR	Nixa, Mo./Nixa (Wyoming/Drake)
14	Bennett Stirtz	G	6-4	190	Sr.	TR	Liberty, Mo./Liberty (Northwest Missouri State/Drake)
15	Brendan Hausen	G	6-4	220	Sr.	TR	Amarillo, Texas/Amarillo (Villanova/Kansas State)
20	Trey Thompson	F	6-8	220	Fr.	HS	Greeneville, Tenn./Greeneville
23	Isaia Howard	G	6-5	215	So.	TR	Plattsburg, Mo./Plattsburg
24	Tate Sage	G	6-7	210	Fr.	HS	Weatherford, Okla./Weatherford
27	Trevin Jirak	C	6-11	250	Fr.	HS	West Des Moines, Iowa/Valley
44	Joey Matteoni	F	6-9	220	RS Fr.	TR	Overland Park, Kan./Blue Valley Northwest (Drake)

COACHING STAFF

Head Coach: Ben McCollum (Northwest Missouri State, 2003); First Year at Iowa

Assistant Coach: Bryston Williams (Northwest Missouri State, 2014); First Year at Iowa

Assistant Coach: Luke Barnwell (Newman University, 2013); First Year at Iowa

Assistant Coach: Josh Sash (William Penn, 2006); First Year at Iowa

Assistant Coach: Connor Wheeler (SIU Edwardsville, 2016); First Year at Iowa

Chief of Staff: Jesse Shaw (Northwest Missouri State, 2005); First Year at Iowa

Director, Basketball Operations: Kyle Denning (Iowa, 2015); 11th Year at Iowa

Director, Player Development: Xavier Kurth (Northwest Missouri State, 2018); First Year at Iowa

Director, Men's Basketball Athletic Performance: Logan Ogden (Northwestern College, 2011); First Year at Iowa

Director, Scouting: Jaran Richman (Northwest Missouri State, 2021); First Year at Iowa

Video Coordinator: Jace Smith (Wyoming, 2022); First Year at Iowa

Athletic Trainer: Brad Floy (Iowa, 2002); 14th year at Iowa

PRONUNCIATION GUIDE

Tavion Banks _____ Tay-Vee-On
 Kael Combs _____ Kale
 Alvaro Folgueiras AI-VAH-row Fool-gair-us
 Brendan Hausen _____ HOSS-uhn

Isaia Howard _____ Isaiah
 Trevin Jirak _____ Yur-ock
 Jacob Koch _____ Cook
 Cooper Koch _____ KOTCH

Xavier Kurth _____ Zavier
 Cam Manyawu _____ Man-YOW
 Joey Matteoni _____ MATT-e-oh-KNEE
 Bennett Stirtz _____ STIR-tz

81.5

Head coach Ben McCollum has an 81.5 career winning percentage in 16+ seasons as a head coach -- the fifth-best mark all-time among men's basketball coaches.

39:20

Bennett Stirtz averaged 39:20 minutes per game in 2024-25 at Drake -- the most in the NCAA. He has played 40 or more minutes 47 times in his career.

12

McCollum's teams have won 12 consecutive regular season conference titles and 13 in the last 14 seasons.

NEXT UP

The University of Iowa men's basketball team heads to the Pacific Northwest for a two-game road trip, beginning Sunday at Oregon at 7 p.m. (CT) at Matthew Knight Arena in Eugene. The game will be televised on FS1.

ON THE AIR

Radio: Games are broadcast on the Hawkeye Radio Network with Gary Dolphin (play-by-play) and Bobby Hansen (color) on the call. The network includes 1 more than 40 stations that blanket the state of Iowa and includes portions of Illinois, Nebraska, Minnesota, Missouri and Wisconsin. The Hawkeye Radio Network includes a 60-minute pregame show.

TV: Sunday's game will be televised on FS1 with Guy Haberman (play-by-play) and Don MacLean (color) on the call.

SCOUTING OREGON

- The Ducks have lost seven straight games, dating back to Jan. 5, dropping their record to 8-13 overall and 1-9 in Big Ten play.
- Oregon's lone Big Ten victory came at Maryland on Jan. 2, winning 64-54. The Ducks are 7-5 at home overall, but 0-5 in Big Ten play in Eugene.
- The Ducks are without their two leading scorers in Nate Bittle (16.3) and Jackson Shelstad (15.6). Bittle is out with a foot injury, while Shelstad is out for the season with a hand injury.
- Two players -- Kwame Evans, Jr. (13.3) and Takai Simpkins (12.4) average in double figures. Evans also pulls in a team-best 7.4 rebounds per game, while Simpkins has a team-high 37 3-pointers and 20 steals.
- The Ducks average 72.3 points per game, while giving up 74.1. Oregon has scored in the 50s in each of its last three and four of the last five contests.
- Oregon shoots 42.4 percent from the floor and 32.8 percent from 3-point range, while opponents have a .437/.343 shooting clip. The Ducks have only 33 more assists than turnovers this season.
- The Ducks average 12.48 offensive rebounds per game, which are the third-most in the Big Ten.

SERIES HISTORY

- Sunday's game is the 10th meeting in the all-time series between Iowa and Oregon. The Hawkeyes lead, 6-3.
- Iowa is 0-1 all-time in Eugene, falling 108-98 in the second round of the 2012 National Invitation Tournament.
- Oregon has won three of the last four in the series. Iowa's last win came in the 2K Classic in 2018 at Madison Square Garden when the Hawkeyes upset the 13th-ranked Ducks, 77-69.
- The Ducks knocked out second-seeded Iowa, 95-80, in the second round of the 2021 NCAA Tournament in Indianapolis and won 80-78 last season in Iowa City in their first meeting as Big Ten foes.

LAST GAME: IOWA 73, USC 72

- Senior Bennett Stirtz made two free throws with 4.6 seconds remaining and USC missed a 3-pointer at the buzzer as the Hawkeyes held on for a 73-72 victory over the Trojans on Wednesday in Iowa City.
- The Hawkeyes started slow, falling behind 10-0 and 18-8 in the first 10 minutes. Iowa trailed 28-27 at the break before opening the second half on a 20-4 run and led by as many as 17 points in the second half.
 - Behind Kam Woods' 33-point outburst, USC rallied to take the lead on a putback with eight seconds left, outscoring Iowa, 31-17 over the final 10 minutes.
 - Stirtz and Tavion Banks both finished with 20 points, making 11-of-23 field goals with four 3-pointers and combining to go 14-of-14 from the free throw stripe.
 - Junior Alvaro Folgueiras scored 14 points on 5-of-10 shooting.

IOWA'S BENNETT STIRTZ IS...

- 14 points shy of reaching the 2,000 career point mark.
- one of four players nationally with 365+ points, 95+ assists, 40+ 3s, 50+ rebounds and 30+ steals.
- the only player in the Big Ten (one of nine nationally) with 365+ points, 95+ assists, 30+ steals and 50+ rebounds.
- the only player in the Big Ten with 365+ points and 95+ assists (one of 17 nationally).
- the eighth on the active career scoring list in collegiate basketball (all levels).
- looking to become the first Hawkeye in 26 years to lead the team in scoring, assists and steals. Dean Oliver led the team in all three categories during the 1999-00 season. (The last player to lead the team in points and assists was Devyn Marble during the 2012-13 season).

MOST WINS BY FIRST-YEAR HAWKEYE

Through 20 games, Iowa's Ben McCollum has the third-most wins by a first-year head coach in program history with 15 victories.

Dr. Tom Davis (1986-87) - 30

Bucky O'Connor (1951-52) - 19

Ben McCollum (2025-26) - 15

T APPROACHES IOWA FREE THROW RECORD

- Senior Tavion Banks has made 30 consecutive free throws dating back to the Dec. 20 game against Bucknell. He made all 10 of his attempts at Indiana on Jan. 17 and went 8-for-8 in the win over USC on Jan. 28.
- Banks is four free throws shy of tying the late Chris Street and Jordan Bohannon for the longest consecutive free throws made streak in program history.
 - Street made 34 consecutive free throws during the 1992-93 season before his 1993 death in a car accident in Iowa City. His record stood for 25 years until Bohannon tied it in 2018 and then purposely missed the 35th shot to honor Street's legacy.

IOWA'S ROSTER CONSTRUCTION

- Head coach Ben McCollum's first Iowa team features one of the top transfer classes in the nation. 247Sports ranked the Hawkeyes' portal class as eighth-best in the country.
- Among the 12 newcomers, eight are Division I transfers, including **Tavion Banks** (Drake), **Kael Combs** (Drake), **Alvaro Folgueiras** (Robert Morris), **Brendan Hausen** (Kansas State), **Isaiah Howard** (Drake), **Cam Manyawu** (Drake), **Joey Matteoni** (Drake) and **Bennett Stirtz** (Drake).
- Iowa had one scholarship holdover -- **Cooper Koch** -- and one walk-on returnee -- **Jacob Koch** -- from the 2024-25 roster. Cooper Koch played in 10 games before medically redshirting.
- **Banks** was the MVC Sixth Man of the Year as a junior at Drake after averaging 10.1 points and five rebounds. He played 103 collegiate games at Northwest Florida State and Drake in his first three seasons.
- **Combs** played one season at both Wyoming and Drake before making the transition to Iowa City. He played in 31 games as a reserve guard for the Bulldogs, averaging 3.8 points, two rebounds and 0.9 assists. He tied a career-high with 13 points in the NCAA Tournament against Texas Tech.
- **Folgueiras** was the Horizon League Player of the Year and a first-team All-Horizon League selection after averaging 14.1 points, 9.1 rebounds, 3.2 assists and 1.4 steals. The Spain native led the Colonials to a regular season and tournament title en route to the NCAA Tournament. Folgueiras is on the Karl Malone Power Forward of the Year Top 20 Preseason Watch List.
- **Hausen**, the Amarillo Assassin, has played three seasons of Power 5 basketball at Villanova (2) and K-State (1), where he has seen action in 99 games with 33 starts. Hausen has scored 671 career points with 178 3-pointers in his collegiate career.
- **Howard** saw action in 30 games as a freshman at Drake, where he averaged 4.5 points and 2.5 rebounds. The Missouri native scored 3,001 points at Plattsburg High School.
- **Manyawu** played his first two seasons at Wyoming and Drake. He averaged 7.1 points and 5.3 rebounds for the Bulldogs. Manyawu was one of Iowa's representatives at the 2025 Big Ten Media Day.
- **Matteoni** originally signed with McCollum at Northwest Missouri State and he was McCollum's first signee at Drake. Matteoni redshirted during the 2024-25 season in Des Moines.
- **Stirtz** is the headliner of the class after earning All-America honors and being named the MVC Player and Newcomer of the Year in 2024-25. One of the top returning guards nationally, Stirtz averaged 19.2 points, 2.21 steals and 5.7 assists. He is a preseason All-American and named to the Bob Cousy Point Guard of the Year Top-20 Watch List.
- Iowa brought in four freshmen -- **Trevin Jirak** (West Des Moines, Iowa), **Peyton McCollum** (Maryville, Mo.), **Tate Sage** (Weatherford, Okla.) and **Trey Thompson** (Greenville, Tenn.).
- **Jirak** was Iowa's Mr. Basketball as a senior, **Sage** originally had signed with Drake before coming to Iowa, **McCollum** was an all-state selection at Waukee Northwest and **Thompson** reclassified from the Class of 2026 to the Class of 2025, bypassing his senior season of high school. Thompson was a four-star recruit by On3 and 247Sports.

NOTABLES

- The Hawkeyes are 5-4 in Big Ten play, sitting above .500 in the league for the second time this season.
- Freshman guard Peyton McCollum suffered a foot injury in practice on Jan. 8 that will require him to miss the remainder of the 2025-26 season.
- The Hawkeyes climbed as high as No. 19 in both the Associated Press and USA Today Coaches' Polls on Jan. 5. It was Iowa's highest ranking since being 16th in the final poll during the 2021-22 season.
- Iowa made its debut in the AP poll in Week 8. It was the program's first time in the AP poll since Nov. 21, 2022 (No. 25 ranking).
- The Hawkeyes were in the Coaches' Poll for seven consecutive weeks before falling out of the rankings on Jan. 19. Iowa returned to the poll on Jan. 26, coming in at No. 25.
- In Big Ten play, Hawkeye opponents have attempted 46 more free throw attempts (145 to 191) and made 30 more free throws (114 to 144). Iowa has been whistled for 18 more fouls than its opponents.
- Senior Bennett Stirtz won his 100th career game on Dec. 14 in the victory over Western Michigan. During his collegiate career, Stirtz has posted a 106-17 record (.862 winning percentage).
- During the month of December, Iowa was the second-most efficient team in the country based on efficiency data by Torvik (trailing only Michigan).
- The Hawkeyes finished 10-1 in nonconference play -- the best record in non-league play since the 2021-22 season (10-1).
- Senior Bennett Stirtz is the 24th-most valuable player to his team nationally by Evan Miya. He has been KenPom's Game MVP nine times this season -- tied for the sixth-most in the nation.

- The Hawkeyes allowed just 39 points -- the fewest since 2013 (vs. UNC Wilmington) -- against Bucknell. The 0.597 points allowed per possession was the fewest by the team since 2013.
- Iowa was +20 on the glass in the win over Bucknell, its largest rebounding advantage of the season. The Hawkeyes have won the rebounding battle in 14 games (12-2 record).
- The Hawkeyes are averaging 32.9 points in the paint this season. Iowa has scored 50 or more points in the paint in three games, including a season-high 54 points in the win over UMass Lowell on Dec. 29.
- Senior Brendan Hausen scored a season-high 13 points and made a season-best four 3-pointers on Dec. 14 against Western Michigan. Hausen has made 18 field goals this season with 16 coming from long range.
- The Hawkeyes made a season-high 14 3-point field goals with six different players making at least one in the win over Western Michigan. Iowa is third in the Big Ten (and ranks 32nd nationally) with a .373 3-point field goal percentage.
- Iowa has made 10 or more 3-pointers in five contests and eight or more 12 times.
- The Hawkeyes attempted 44 free throws (made 36) in the season-opening win over Robert Morris. Iowa has made 25 or more free throws in three games this season.
- Iowa has attempted more free throws than its opponent in 12 games this season and it is undefeated in those contests. The team has shot above 90 percent from the foul stripe twice this season -- a season-high 91.7 percent (22-of-24) in the win over UMass Lowell on Dec. 29 and 91.3 (21-of-23) percent in the victory at Indiana on Jan. 17.
- It was the first time since 2019 that Iowa has shot at least 90 percent from the free throw line on the road (minimum 20 attempts).

- Assistant coach Luke Barnwell is in his first season on the coaching staff following a two-year stint at Texas Tech. The Red Raiders advanced to the Elite Eight during the 2025-26 season.
- Director of basketball operations Kyle Denning is the lone holdover on Iowa's staff. Denning is in his 11th season with the program and fourth in his current position.

IOWA IS...

- 13-1 when scoring 70+ points this season. The lone loss was at No. 5 Purdue.
- 13-1 when allowing fewer than 69 points this season.
- 12-0 when shooting more free throws than its opponents.
- 12-1 when having a higher field goal percentage.
- 12-2 when out-rebounding its opponent.
- 13-2 when leading at halftime.
- 9-0 when junior Alvaro Folgueiras scores in double figures.

B & T: 25+

- Seniors Bennett Stirtz and Tavion Banks combined for 53 points in Iowa's road win at Indiana on Jan. 17 in Bloomington, nearly outscoring the Hoosiers by themselves. Stirtz had a game-high 27 points, while Banks netted a Division I career-high with 26.
- They became the first Hawkeye duo since 2022 to score 25+ on the road, joining Jordan Bohannon and Keegan Murray, who both had 30 points in a road win at Maryland.
- The duo combined for 40 points on 11-of-23 shooting with four 3-pointers and a perfect 14-of-14 from the free throw line in Iowa's 73-72 win over USC on Jan. 28.

NATIONAL POLLS

THE ASSOCIATED PRESS | WEEK 13

Rank	School	Record	Pts.	Prv.
1.	Arizona (60)	20-0	1500	-
2.	UConn	19-1	1402	-
3.	Michigan	18-1	1379	-
4.	Duke	18-1	1326	5
5.	Nebraska	20-0	1283	7
6.	Gonzaga	21-1	1097	8
7.	Michigan State	18-2	1072	10
8.	Iowa State	18-2	1070	9
9.	Illinois	17-3	1060	11
10.	Houston	17-2	983	6
11.	Texas Tech	16-4	939	12
12.	Purdue	17-3	864	4
13.	BYU	17-2	837	-
14.	Kansas	15-5	614	19
15.	Arkansas	15-5	568	20
16.	North Carolina	16-4	528	22
17.	Virginia	16-3	503	14
18.	Vanderbilt	17-3	497	15
19.	Florida	14-6	389	16
20.	Louisville	14-5	297	23
21.	Saint Louis	19-1	286	24
22.	Clemson	17-4	245	18
23.	Alabama	13-6	202	17
24.	Miami (Ohio)	20-0	140	25
25.	St. John's	15-5	133	NR

Receiving Votes: Tennessee, Kentucky, Georgia, Iowa, Texas A&M, Auburn, NC State, SMU, Saint Mary's, Utah State, Villanova, Wisconsin

USA TODAY COACHES POLL | WEEK 13

Rank	School	Record	Pts.	Prv.
1.	Arizona (31)	20-0	775	-
2.	Michigan	18-1	723	-
3.	UConn	19-1	716	-
4.	Duke	18-1	686	5
5.	Nebraska	20-0	634	7
6.	Gonzaga	21-1	590	8
7.	Houston	17-2	530	6
8.	Michigan State	18-2	526	10
9.	Iowa State	18-2	524	9
10.	Illinois	17-3	520	11
11.	Texas Tech	16-4	485	12
12.	Purdue	17-3	462	4
13.	BYU	17-2	432	-
14.	Kansas	15-5	292	19
15.	Vanderbilt	17-3	287	14
16.	Arkansas	15-5	261	20
17.	Virginia	16-3	258	15
18.	North Carolina	16-4	233	24
19.	Clemson	17-4	200	18
20.	Louisville	14-5	186	21
21.	Florida	14-6	176	16
22.	Saint Louis	19-1	154	23
23.	Alabama	13-6	120	17
24.	St. John's	15-5	95	25
25.	IOWA	14-5	47	NR
	Miami (Ohio)	20-0	47	NR

Receiving Votes: Georgia, Tennessee, Texas A&M, Villanova, Saint Mary's, SMU, Kentucky, Utah State, Liberty

IOWA IN THE POLLS

Date	AP	Coaches
Preseason	RV (37)	RV (39)
Week 2	RV (39)	RV (40)
Week 3	RV (38)	RV (38)
Week 4	RV (38)	RV (38)
Week 5	RV (26)	25
Week 6	RV (26)	23
Week 7	RV (27)	25
Week 8	25	23
Week 9	25	23
Week 10	19	19
Week 11	RV (28)	23
Week 12	RV (28)	RV (26)
Week 13	RV (28)	25

IOWA VS. RANKED OPP.

Iowa is 194-293 all-time against AP ranked opponents, including 34-85 against top-5 and 74-154 against top-10 opponents.

The Hawkeyes' last win over a ranked opponent came against No. 20 Wisconsin (88-86) on Feb. 17, 2024.

BIG TEN STANDINGS \ AS OF JAN. 28

	B1G	Pct.	H	A	STRK	Overall	Pct.	H	A	N	L10	STRK
Michigan	9-1	.900	5-1	4-0	W5	19-1	.950	10-1	5-0	4-0	9-1	W5
Michigan State	9-1	.900	5-0	4-1	W7	19-2	.905	11-1	4-1	4-0	9-1	W7
Nebraska	9-1	.900	4-0	5-1	L1	20-1	.952	12-0	5-1	3-0	9-1	L1
Illinois	8-1	.889	3-1	5-0	W7	17-3	.850	10-1	5-0	2-2	9-1	W9
Purdue	7-3	.700	4-1	3-2	L3	17-4	.810	10-2	4-2	3-0	7-3	L3
UCLA	7-3	.700	4-0	3-3	W3	15-6	.714	11-2	3-1	1-3	8-2	W1
Wisconsin	7-3	.700	4-2	3-1	W1	15-6	.714	11-2	3-1	1-3	8-2	W1
Ohio State	6-4	.600	3-2	3-2	W1	14-6	.700	10-2	3-3	1-1	6-4	W1
IOWA	5-4	.556	4-1	1-3	W3	15-5	.750	11-1	1-4	3-0	7-3	W3
Indiana	5-5	.500	3-2	2-3	W2	14-7	.667	11-2	2-4	1-1	6-4	W2
USC	4-6	.400	1-3	3-3	L1	15-6	.714	7-3	4-3	4-0	5-5	L1
Washington	3-6	.333	2-3	1-3	W1	11-9	.550	8-3	2-5	1-1	4-6	W1
Minnesota	3-7	.300	2-3	1-4	L6	10-11	.476	9-3	1-5	0-3	4-6	L6
Rutgers	2-8	.200	2-4	0-4	L4	9-12	.429	8-5	0-5	1-2	4-6	L4
Maryland	1-8	.111	1-3	0-5	L2	8-12	.400	5-4	1-6	2-2	2-8	L2
Northwestern	1-8	.111	0-4	1-4	L1	9-11	.450	6-4	2-4	1-3	3-7	L1
Oregon	1-9	.100	0-5	1-4	L7	8-13	.381	7-5	1-4	0-4	2-8	L7
Penn State	0-9	.000	0-5	0-4	L9	9-11	.450	7-5	1-4	1-2	1-9	L7

STAT STUFFER

Senior Bennett Stirtz stuffed the stat sheet in Iowa's 74-61 victory over UCLA on Jan. 3. He finished with 27 points, five assists, four rebounds and two steals in the victory.

• Stirtz is the fifth player in program history to have 25+ points, 4+ rebounds, 5+ assists and 2+ steals in a single game, joining Adam Haluska (2), Josh Dix, Jeff Horner and Jordan Bohannon.

STIRTZ: MIDSEASON HONORS

Senior Bennett Stirtz has been named to the 2025-26 John R. Wooden Award Midseason Top 25. He is one of six Big Ten Conference players on the list, along with Purdue's Trey Kaufmann-Renn and Braden Smith, Indiana's Tucker Devries, Michigan's Yaxel Lendeborg and Ohio State's Bruce Thornton.

• Stirtz was also named a Sporting News third-team Midseason All-American.

STEAL-R-US

Iowa finished with a season-high 19 steals on Dec. 20 against Bucknell, which are the most since 2010 and are tied for the fourth-most in a game in program history.

• The team had five different players have two or more steals in the game with sophomore Isaia Howard leading the way with a career-high seven steals, which are tied for the second-most in the Big Ten and 12th-most in a game nationally this season.

• They are the most steals by a Hawkeye since Eric May in 2010 (vs. SIUE) and are tied for the fourth-most in a single game in program history.

EFFICIENT BASKETBALL

The Hawkeyes rank in the top 42 in offensive efficiency by KenPom, Evan Miya and Bart Torvik. Iowa is 27th in the nation in points per possession (1.202).

KenPom: 40th - 120.7 (offense); 17th - 97.0 (defense)
Evan Miya: 29th (offense), 19th (defense)
Bart Torvik: 42nd (adjusted offense); 17th (adjusted defense)

• Iowa has three of the top 10 most efficient offensive games in program history (since detailed KenPom data began in 2002) this season -- Chicago State (152.3), Robert Morris (147.1) and SEMO (145.1).

GET BACK!!!!!!

One of Iowa's core principles on defense is to get back in transition to stop its opponent's fast break opportunities, while forcing opponents to play in the half court against the Hawkeye defense.

• Only four opponents (Robert Morris, Iowa State, UCLA, Minnesota) this season have scored 10 or more points in transition and the Hawkeyes allow just 6.2 fastbreak points per game.

• Iowa did not allow a fastbreak point in the Nov. 25 win over Ole Miss in Palm Springs.

D IS FOR ME

• Iowa has the top scoring defense in the Big Ten and the fifth-best scoring defense nationally, allowing 62.9 points per game. The team has allowed fewer than 65 points 11 times and 70 or fewer in 16 contests.

• In the past three seasons, Iowa has held opponents under 60 points five times combined.

• Iowa is 19th nationally in defensive points per possession (0.973).

• The Hawkeyes have held every opponent under their season scoring average this season.

• Iowa has held six opponents under 40 percent shooting this season, including a season-low 29.8 percent against Western Michigan.

• Iowa has held two teams under 50 points -- 46 vs. Grand Canyon and 39 vs. Bucknell. The 39 points against the Bison are the fewest allowed in a game since 2013 (UNC Wilmington).

• The Hawkeyes allowed just 16 points in the first half in the 91-51 victory over Western Michigan on Dec. 14. The 16 points were the fewest allowed in a half since 2015 against Nebraska (16).

• Iowa is forcing 14.5 turnovers per games -- tops in the Big Ten. Iowa has forced 20+ turnovers twice this season, including a season-high 25 against Bucknell on Dec. 20.

• Iowa is leading the Big Ten in steals at 7.8 per game and the team has had 10+ steals six times this season.

IRON HAWK

Senior Bennett Stirtz has started 116 of 123 games in his collegiate career, including 116 consecutive starts. He has played 40 or more minutes 47 times, including seven this season.

• Stirtz is currently second in the Big Ten and No. 17 nationally in minutes played (35:59). He led the nation in minutes played last season.

• He played all 40 minutes in 24 games last season at Drake.

BENNETT IN BLACK & GOLD

Senior Bennett Stirtz has been in double figures in 18 games, which is tops on the team and includes a team-high 10 20-point contests. He is averaging 18.4 points with a .476/.373/.837 shooting clip, while also averaging 4.9 assists, 2.6 rebounds and 1.5 steals per game.

• He ranks in the top seven in the Big Ten in steals (fourth) assists (sixth) and scoring (seventh). He has been the game's high scorer in 10 contests and Iowa's high scorer 14 times.

• Stirtz has 1,986 career points heading into Sunday's game at Oregon.

• The Liberty, Mo., native has scored 20+ points in three straight games (for the second time this season) and in six of the last eight contests.

• He opened his latest stretch with a game-high 27 points to go along with five assists and three rebounds in Iowa's road win at Indiana. He was 7-of-13 from the floor, 3-of-5 from 3-point range and 10-of-11 from the free throw line. The 10 free throws were a career high.

• Stirtz finished with 20 points, five assists, four rebounds and two steals in Iowa's 68-62 win over Rutgers with 13 of his 20 points coming in the second half and he had 20 points, three rebounds, three steals and two assists in the 73-72 win over USC on Jan. 28. He was 6-of-6 from the free throw line, including making two free throws with 4.6 seconds left to give the Hawkeyes their third straight victory.

• Stirtz scored 20+ points in three straight games for the third time in his career in games against UMass Lowell, UCLA and at Minnesota. He averaged 23.3 points, five assists and 1.3 steals during the stretch, while shooting 52.5 percent from the floor.

- Stirtz was ultra efficient in leading Iowa to a 13 point win over UCLA. He made 8-of-10 field goals, including 4-of-6 3-pointers, and went 7-of-7 from the free throw line en route to a 27-point scoring output -- his second highest of the season. He also had five assists, four rebounds, and two steals in the victory.
- During the Jan. 6 road game at Minnesota, Stirtz finished with 21 points -- all of which came in the second half. He drew nine fouls in the game.
- Stirtz was unguardable in Iowa's 74-69 win over Ole Miss, finishing with a season-high 29 points, making 9-of-20 field goals and tying a career-high with six 3-pointers.
- In his second Big Ten game, he finished with 25 points on 10-of-17 shooting with four 3-pointers in Iowa's 19-point win over Maryland.
- Stirtz finished with 24 points, seven assists and two steals against Western Illinois and 21 points, eight rebounds, three assists and two steals against Xavier. He had 22 points on 7-of-13 shooting and eight assists in the win over UMass Lowell.
- He has 43 career 20-point contests, including 29 the past two seasons at the Division I level.
- He finished with 19 points on 6-of-10 shooting with six assists and four steals in his Hawkeye debut against Robert Morris. His 19-point output tied Aaron White for the most by a Hawkeye in their debut in the last 30 seasons.
- Stirtz was named to the Bob Cousy Point Guard of the Year Preseason Top 20 Watch List prior to the start of the season. He is an honorable mention midseason All-American by Jon Rothstein.

HIGH ASSISTS, LOW TURNOVERS

- Senior Bennett Stirtz has a team-high 97 assists, averaging 4.9 per game, ranking sixth in the Big Ten. He has committed 42 turnovers in a team-high 719 minutes.
- Stirtz recorded his 500th career assist during his eight-assist game against UMass Lowell on Dec. 29.
 - He has had five or more assists in 12 games, including a season-high nine assists in the Nov. 18 win over SEMO.
 - Twice this season, Stirtz has had seven or more assists without committing a turnover. He has six games with zero turnovers.

TAVION EMERGING AS IOWA'S NO. 2 SCORER

- Senior Tavion Banks has scored 20+ points in two of Iowa's last three games -- his first career 20-point contests at the Division I level. The forward averages 11.1 points and a team-high 4.5 rebounds with .551/.542/.808 shooting clips. He has been in double figures in 11 games on the season.
- The Kansas City, Mo., native had his best game as a Hawkeye, netting a Division I career-high of 26 points on 8-of-12 shooting to go along with eight rebounds in Iowa's road win at Indiana. He went 9-of-9 from the free throw line. Seventeen of his 26 points came in the second half.
 - Banks finished with 20 points on 5-of-11 shooting (two 3-pointers), seven rebounds and two steals in Iowa's 73-72 win over USC on Jan. 28. He went 8-for-8 from the free throw line.
 - Banks notched Iowa's first double-double of the season on Nov. 20 against Chicago State, finishing with 16 points and 10 rebounds in 24 minutes. It was his 18th career double-double. He narrowly missed a second double-double, finishing with 16 points and nine boards against Bucknell.
 - After making one 3-pointer during his junior season at Drake, Banks has made 13 3s this season (13-of-24), where he is shooting a team-best 54.2 percent from long range. He made a career-high three 3-pointers (in three attempts) at No. 5 Purdue on Jan. 14.

- One of Banks' most impressive performances came on Jan. 11 against No. 16 Illinois when he finished with a team-high 16 points on 8-of-14 shooting to go along with seven rebounds, five assists and two steals. Banks played through remnants of the flu where he lost 8-10 pounds and missed two days of practice.
- In the narrow road loss at Iowa State, Banks led the team with 14 points on 5-of-9 shooting, while making a pair of 3-pointers.

KAEI'S ASCENSION

- Junior Kael Combs has posted career highs twice in Iowa's last six games. He is averaging 6.3 points and 2.8 assists, while shooting 50 percent from the floor and 86.2 percent from the free throw line.
- Combs had the best game of his collegiate career in the road loss at No. 5 Purdue, scoring a career-high 16 points on 6-of-9 shooting with four 3-pointers. His six field goals and four 3s were also career bests.
 - The Nixa, Mo., native scored 14 points on 6-of-10 shooting in the road loss at Minnesota on Jan. 6.
 - Combs has scored in double figures in four games this season after posting five such games in his first two collegiate seasons at Wyoming and Drake. He also has three games this season with five or more assists.

STEADY CAM

- Junior Cam Manyawu has started every game at the five position this season and he has made 56 consecutive starts over the past two seasons. He is averaging 8.2 points and 4.4 rebounds, while shooting a team-high 63.6 percent from the floor.
- The Kansas City, Mo., native played his two highest minute totals of the season in road games at Purdue and Indiana. He averaged 9.5 points and 4.5 rebounds in the two contests, while shooting 72.7 percent from the field.
 - In Iowa's win over UMass Lowell on Dec. 29, Manyawu finished with 14 points on 6-of-8 shooting and nine rebounds. He had 13 points in 30:35 minutes at No. 5 Purdue on Jan. 14.
 - Manyawu has been in double figures seven times this season, including a four times in a five-game stretch in December. He has led the team in rebounding in seven games this season.
 - He has had six or more rebounds in eight games on the year.

COOOOOOOOOOP

- Redshirt freshman Cooper Koch had a breakout in California, averaging 12.5 points and team-high eight rebounds in wins over Ole Miss and Grand Canyon. He finished in double-digits in both contests, shooting 53.8 percent from the floor with three 3-pointers in 35.9 minutes per game.
- The Peoria, Illinois, native recorded his first career double-double against the Rebels, finishing with 14 points and career-high 10 rebounds. He followed it up with 11 points and six rebounds in the title game against GCU.
 - Koch is sixth on the team with a 6.7 scoring average, while shooting 46.6 percent from the floor and 38.5 percent (25-of-65) from long range. His 25 3-pointers are the second-most on the team.

SITUATIONAL UNDER COACH MAC

	'25-26
Overall	15-5
B1G Play	5-4
at CHA	11-1
On the Road	1-4
at Neutral Sites	3-0
In Overtime	0-0
vs. Top 25	0-4
vs. Top 10	0-3
In games decided by 3 points or less	1-1
In games decided by 4-5 points or less	1-1
In games decided by 6-10 points or less	1-2
In games decided by 11-19 points or less	6-1
In games decided by 20 points or more	6-0
Scoring first	8-3
Leading at Half	13-2
Tied at Half	1-0
Trailing at Half	1-3
Iowa shoots 50% or better	10-2
Iowa shoots less than 50%	5-3
Iowa shoots better than opp.	11-0
Opp. shoots 50% or better	2-1
Opp. shoots less than 50%	13-4
Iowa out-rebounds opponent	12-2
Opp. out-rebounds Iowa	3-3
Iowa shoots 70% or better from FT line	12-2
Iowa has more FT attempts	12-0
Opp. has more FT attempts	3-5
Iowa shoots 40% or better from 3-pt.	5-2
Iowa makes at least 6 3-pointers	13-5
Iowa has more TOs than opp.	3-3
Iowa has less TOs than opp.	11-2
Iowa equals opp in TOs	1-0
Iowa scores 100+ points	1-0
Iowa scores 90-99 points	5-0
Iowa scores 80-89 points	2-0
Iowa scores 70-79 points	5-1
Iowa scores 60-69 points	1-3
Iowa scores 50-59 points	1-1
Iowa scores less than 50 points	0-0
Opponent scores 100+ points	0-0
Opponent scores 90-99 points	0-0
Opponent scores 80-89 points	0-0
Opponent scores 70-79 points	2-4
Opponent scores 60-69 points	7-1
Opponent scores 50-59 points	4-0
Opponent scores less than 50 points	2-0
Iowa has two in double figures	3-0
Iowa has three in double figures	5-3
Iowa has four in double figures	5-1
Iowa has five in double figures	1-0
Iowa has six in double figures	1-0

HOWIE: KEY RESERVE

Sophomore Isaia Howard has seen his time on the court increase and his production level has followed. The guard is averaging 6.7 points and 3.1 rebounds in 19.5 minutes per game where he is shooting 50 percent from the floor.

- He has been in double figures in four games this season, including back-to-back contests against UCLA and Minnesota.
- In Iowa's win over UCLA, Howard played a season high 29:32 minutes, where he finished with 11 points and five rebounds. He had 10 points and six rebounds in the road game against the Gophers.
- Howard's breakout game came in the win over Grand Canyon, where he led all scorers with 19 points on 7-of-10 shooting with a season-high three 3-pointers. In two games at the Acrisure Classic, Howard averaged 11.5 points and five rebounds, while shooting 56.3 percent from the field.

SAGE STEPPING UP

Freshman Tate Sage had his best performance of the season in Iowa's 68-62 home win over Rutgers, as he finished with a career-high 17 points on 5-of-7 shooting with a career-best four 3-pointers.

- Sage was the first Hawkeye freshman to score 15+ points and make four 3-point field goals in a game since Joe Wieskamp against Ohio State in 2019.
- The Oklahoma native finished with 13 points and four rebounds in a career-best 29:13 minutes of court time on Jan. 11 against No. 16 Illinois.
- Sage has been in double figures in five games this season and he has eight contests with eight or more points. He is averaging 6.8 points and 2.2 rebounds, while shooting 50 percent from the field and 39.5 percent from 3-point range.

EFFICIENT AL

Junior Alvaro Folgueiras has been in double figures in nine games -- third-most on the team -- where he is averaging 8.2 points, 3.7 rebounds, 1.9 assists and 0.9 steals. The Spaniard is shooting 51.4 percent and 39.3 percent (24-of-61) from 3-point range. His 24 3-pointers are third-most on the team.

- Folgueiras had his best game of the season, finishing with a game-high 17 points on 7-of-10 shooting with three 3-pointers in the win over Bucknell. He scored 13 points in an eight-minute stretch in the first half.
- In Iowa's win over UCLA, Folgueiras made his first three 3-pointers of the game and finished with 13 points, five rebounds and two blocks in 28 minutes.
- Folgueiras netted 14 points on 5-of-10 shooting with two 3-pointers, including a clutch 3 with 2 1/2 minutes to play, in Iowa's 73-72 win over USC.
- He had 14 points, six rebounds, four assists and one steal against Chicago State, making 5-of-9 field goals and three 3-pointers.
- Iowa is 9-0 this season when Folgueiras has scored in double figures.
- Folgueiras was named to the Karl Malone Power Forward of the Year Preseason Watch List prior to the start of the season.

SHARING THE ROCK

Ball movement and unselfish basketball is the name of the game for Iowa hoops. The Hawkeyes have dished out 322 assists over 20 games. Iowa has assisted on 322 of its 541 field goals -- 59.5 percent.

- Iowa has had 20+ assists in five games, including a season-high 26 assists in the Nov. 20 win over Chicago State.

CHERISHING THE ROCK

Along with incredible ball movement, the Hawkeyes take care of the basketball. Iowa averages 10.6 turnovers per game and the team has nine games with 10 or fewer turnovers.

- Iowa had a season-low six turnovers on Dec. 14 against Western Michigan.

HAWKEYES WIN ACRISURE CLASSIC

Iowa won two games in two days, defeating Ole Miss and Grand Canyon to win the Acrisure Classic title on Nov. 25-26 in Palm Desert, Calif.

- Senior Bennett Stirtz was named the Acrisure Classic MVP after averaging 21 points, 3.5 assists, 2.5 rebounds and 1.5 steals, while making seven 3-pointers.
- It was the second straight year the Hawkeyes have won a preseason tournament (Kenny Arnold Classic, 2024) and it is the first tournament-style crown since 2018 at the 2K Classic in New York City following wins over Oregon and UConn.
- Iowa's win over Ole Miss was its first over an SEC opponent since 2010 and the sixth win over the conference since 2000.

MAC STARTS STRONG

- Head coach Ben McCollum was the fourth Iowa head coach all-time to win the first seven games of his tenure -- the first since Dr. Tom Davis in the 1986-87 season.
- The Hawkeyes scored 101 points in McCollum's debut game, making him the third Iowa coach in his Hawkeye debut, joining Ralph Miller (1965) and Lute Olson (1975).

MOST WINS TO OPEN IOWA TENURE

Dr. Tom Davis - 18 - 1986-87
Bucky O'Connor - 12 - 1951-52
Ed Rule - 10 - 1901-02

Ben McCollum - 7 - 2025-26

MAC IS HOME

Head coach Ben McCollum was born in Iowa City, grew up in Storm Lake and played two seasons of college basketball at North Iowa Area Community College in Mason City. McCollum's mother, Mary Timko, earned her undergraduate, master's and law degrees from the University of Iowa.

- McCollum is the first Iowa native to lead the men's basketball program since Dick Schultz from 1970-74.

MAC NOTABLES

- Ben McCollum coached four NCAA Division II National Championship teams at Northwest Missouri State, winning titles in 2017, 2019, 2021 and 2022. The 2020 NCAA Tournament was canceled because of COVID.
- McCollum has led his team to 20+ victories in 14 consecutive seasons, dating back to the 2011-12 season (his third at Northwest Missouri State).
- Since winning his first NCAA title in 2017, McCollum's team's have lost a total of 25 games over the past nine seasons. His teams have gone 286-25 (.920) since the start of the 2016-17 season.
- No McCollum-coached team since his first team in 2009-10 at Northwest Missouri State has allowed more than 70 points per game in a season.

THE BEST HIRE?

CBS Sports posed a question in its Candid Coaches series spotlighting relevant topics and issues in men's college basketball. One of the questions -- who is the best hire of the 2025 hiring cycle? Twenty-five percent of the nearly 100 coaches answered Iowa head coach Ben McCollum.

STIRTZ: 1 OF THE NATION'S BEST

After transferring from Division II Northwest Missouri State to Drake, senior Bennett Stirtz established himself as one of the nation's best players.

- The guard averaged 19.2 points, 4.3 rebounds and 5.7 assists per game, while shooting 49.8 percent from the field and 39.5 percent from 3-point range. Stirtz finished in double figures in 33 of the team's 35 games.
- Stirtz was selected as the Missouri Valley Player and Newcomer of the Year after leading the league in scoring, steals and assist-to-turnover ratio. He also was second in the league in assists.
- Stirtz led the Bulldogs to the MVC regular season and tournament titles -- he was the Most Outstanding Player of the MVC Tournament -- and to the Round of 32 in the NCAA Tournament.

STIRTZ PRESEASON HONOR ROLL

- Wooden Award Preseason Player of the Year Watch List... Naismith Player of the Year Watch List... Oscar Robertson Player of the Year Watch List... NABC Division I Player of the Year Watch List
- Bob Cousy Point Guard of the Year Watch List
- Preseason second-team All-America (CBS Sports, Field of 68, Jon Rothstein)
- Fourth-team All-America (Blue Ribbon CBB Yearbook)
- Honorable mention All-America (Jay Bilas)
- Preseason All-Big Ten (Blue Ribbon, USA Today, Big Ten)
- Ranked as the third-best player in the nation by On3... named third-best PG in nation by SI.com... No. 8 best transfer in nation by ESPN.com.

BIG AL(VARO)

After two seasons at Robert Morris, junior forward Alvaro Folgueiras makes the transition to the Big Ten. The Spain native was the Horizon League Player of the Year and a first-team all-league selection after averaging 14.1 points, 9.1 rebounds, 3.2 assists and 1.4 steals. Folgueiras led the Colonials to a Horizon League regular season and tournament title and to the NCAA Tournament.

- In the Round of 64, Folgueiras finished with a 15-point, 10-rebound double-double to go along with four assists against top-seeded Alabama.
- Ranked as the 84th-best player in the nation by On3 entering the 2025-26 season.

SNIPER B

Senior Brendan Hausen is a sniper with the basketball in his hands. The 6-foot-4 guard has made 194 3-point field goals in his collegiate career in stops at Villanova, Kansas State and Iowa.

- 194 of Hausen's 226 field goals -- 85.8 percent -- have come from 3-point range. He is a career 38.8 shooter from long range.
- Last season in Manhattan, Hausen enjoyed the best season of his career, averaging 10.9 points and 2.5 rebounds. He made 90 3-pointers, which were the sixth-most in a single season in K-State history.

IT'S IN THE NAME

Senior guard/forward Tavion Banks is endearing himself to Hawkeye fans with his name alone. He shares a name, although a different spelling, with former Hawkeye running back Tavian Banks, who was an All-American and the Big Ten Co-Offensive Player of the Year in 1997.

- Iowa's current Tavion Banks was the MVC Sixth Man of the Year during the 2024-25 season at Drake after averaging 10.1 points and five rebounds.

LONE RETURNEE

Redshirt freshman Cooper Koch is the lone scholarship player returning to the Hawkeyes in 2025-26. The Peoria, Illinois, native played in 10 games as a true freshman before being sidelined with a medical condition. The former top-100 recruit averaged 4.6 points and 2.1 rebounds, while shooting 48.4 percent from the floor and 42.9 percent from 3-point range.

INTERNATIONAL AL

Junior Alvaro Folgueiras spent the summer playing for the U20 Spanish National Team in the 2025 FIBA U20 EuroBasket Championships in Greece. He also trained and played in two friendlies with the Spanish Men's National Team in August.

MR. BASKETBALL

Freshman Trevin Jirak was named Iowa's Mr. Basketball in 2024. The West Des Moines, Iowa, native originally signed with Northern Iowa before flipping his commitment when Ben McCollum became Iowa's head coach.

- Jirak averaged 16.2 points, 9.4 rebounds, 3.5 assists and 2.1 blocks per game as a senior at Valley High School, leading the Tigers to the Class 4A state title. He shot 59.2 percent from the field and 38.6 percent from 3-point range.
- Jirak is the third Mr. Basketball to join the Hawkeye program since 2018 -- Joe Wieskamp (2018) and Pryce Sandfort (2023).

STAFF CONTINUITY

Iowa's coaching staff includes seven staff members that were a part of Ben McCollum's staff last season at Drake, including three of the four assistant coaches -- Bryston Williams, Josh Sash and Connor Wheeler.

- Bryston Williams, Xavier Kurth (director, player development) and Jaran Richman (director, scouting) all have played for and coached under McCollum.
- Chief of staff Jesse Shaw was a member of the Drake coaching staff. Shaw played with McCollum at Northwest Missouri State and coached with McCollum at Emporia State.
- Jace Smith is in his second season under McCollum as video coordinator.

IOWA HISTORY

Iowa has played 3,028 games since beginning basketball in 1902. Iowa's overall record is 1,790-1,238 (.591). Iowa's 1,790 wins are 38th most among Division I programs. That includes a 1,147-392 (.745) record in home games, a 643-847 (.431) record in contests away from Iowa City, an 848-848 (.500) mark in Big Ten games and a 552-169 (.765) record in Carver-Hawkeye Arena.

HAWK TALK WITH COACH MAC

Hawk Talk with Ben McCollum, presented by Hyatt Regency, is the weekly radio show of Iowa's head men's basketball show. Hosted by Gary Dolphin and Bob Hansen, Hawk Talk is 90 minutes (7-8:30 p.m. (CT) of discussion on Hawkeye basketball. It is held at the Hyatt Regency in Coralville.



HEAD COACH BEN McCOLLUM

Iowa native Ben McCollum is in his first season as the head men's basketball coach for the University of Iowa. McCollum is the 23rd head coach in program history.

McCollum arrived in Iowa City with a sterling resume that includes four NCAA Division II national championships (2017, 2019, 2021, 2022) at Northwest Missouri State University. In his first season in NCAA Division I, McCollum guided Drake to a school-record 31 wins, the Missouri Valley Conference regular season and tournament titles and to the second round of the NCAA Tournament.

During his 17+ year coaching career, McCollum has amassed a record of 440-100 record for an 81.5 winning percentage. It is fifth-best all-time among collegiate men's basketball coaches.

During his first and only season in Des Moines, McCollum guided the Bulldogs to a 31-4 record en route to being named the Missouri Valley Conference Coach of the Year and the Joe B. Hall National Coach of the Year, which is presented annually to the top first-time head coach in Division I college basketball. He was also one of 10 coaches nationally named as a semifinalist for the Naismith Coach of the Year after leading Drake to 31 victories -- the most by a first-year coach in MVC history.

After sweeping the league's regular season and tournament titles, the Bulldogs earned a No. 11 seed in the NCAA Tournament. Drake followed with a 67-57 triumph over sixth-seeded Missouri to record the program's first non-First Four win since 1971.

The Bulldogs boasted the Larry Bird Player of the Year (Bennett Stirtz) and Sixth Man of the Year (Tavion Banks), while having two all-league, one all-newcomer and one all-defensive team selection. Four of McCollum's players from Northwest Missouri State joined him at Drake.

During his 15-years in Maryville, Missouri, McCollum posted a 395-91 record (81.3 winning percentage) and he earned five NABC Division II National Coach of the Year awards, the most for a single coach in Division II history. McCollum also garnered three Clarence Gaines Awards, nine Mid-America Intercollegiate Athletics Association (MIAA) Coach of the Year honors and was a 2024 Missouri Sports Hall of Fame inductee.

McCollum's individual accolades were a direct result of the high-level players he recruited and instructed. His Bearcat squads captured a dozen MIAA regular season titles, eight MIAA tournament crowns, and over his final eight seasons the program averaged more than 31 wins per year and compiled a record of 253-21 (92.3 winning percentage).

During McCollum's Bearcat tenure, the program's single season win totals were staggering. He led the team to at least 21 wins in each of his final 13 seasons. Five of those years included 30+ wins highlighted by an undefeated 38-0 campaign in 2018-19. That season marked just the fifth time in Division II history that a team ran the table through the regular and postseasons.

Individual players flourished under McCollum. He coached dozens of players to All-MIAA status and a handful of others to more specialized recognition. Those individual honors were highlighted by two National Players of the Year, six NABC All-Americans, six MIAA Players of the Year, three MIAA Defensive Players of the Year and five MIAA All-Freshman selections.

McCollum's storied coaching career began as a graduate assistant at Northwest, his alma mater, from 2003-05. He experienced his first full-time position at Emporia State for four seasons (2005-09) before returning to Maryville and taking over as the Bearcats' head coach.

As a player, McCollum helped lead Northwest Missouri State to a 51-12 record and the program's first-ever Elite Eight appearance in 2001-02 following a 29-3 season. That was also the first time the Bearcats ever swept both regular season and tournament titles, an accomplishment he replicated years later as head coach.

McCollum's playing career began at North Iowa Area Community College in Mason City, Iowa, where he was a two-time all-region selection. Born in Iowa City, McCollum was raised in Storm Lake, Iowa, and graduated from St. Mary's High School in 1999. He earned his bachelor's degree in business finance from Northwest Missouri State in 2003 and his master's in athletic administration from the school in 2004. McCollum's mother, Mary Timko, earned her undergraduate, master's and law degrees from the University of Iowa.

THE McCOLLUM FILE

Born:	April 12, 1981
Hometown:	Storm Lake, Iowa
High School:	St. Mary's High School, 1999
College:	Northwest Missouri State, 2003 & 2004
Family:	Wife, Michelle Sons, Peyton and Tate Daughter, Grace Ann

COACHING HONORS

- NABC Division II Coach of the Year (2017, 2019-22)
- Joe B. Hall National Coach of the Year (2025)
- Clarence Gaines Award (2012, 2020, 2022)
- NABC Division II Central District Coach of the Year (2017, 2019-22)
- Basketball Times Division II Coach of the Year (2019)
- John McLendon Collegiate Basketball Coach of the Year (2019)
- Mid-America Intercollegiate Athletics Association Coach of the Year (2012, 2015-17, 2019-21, 2023)
- Missouri Valley Conference Coach of the Year (2025)

ACCOMPLISHMENTS

- Four NCAA Division II championships (2017, 2019, 2021, 2022)
- 12 Mid-America Intercollegiate Athletics Association regular season titles
- Eight Mid-America Intercollegiate Athletics Association tournament titles
- Won the Missouri Valley Conference regular season and tournament titles in 2025

McCOLLUM YEAR-BY-YEAR

Northwest Missouri State (15 seasons)

Year	Overall	Pct.	Conf.	Pct.	Place	Postseason
2009-10	12-15	.444	7-13	.350	9th	--
2010-11	10-16	.385	8-14	.364	10th	--
2011-12	22-7	.759	15-5	.750	1st	First Round
2012-13	21-10	.667	11-7	.611	6th	--
2013-14	24-9	.727	16-3	.842	1st	Sweet 16
2014-15	25-7	.781	15-4	.789	1st	Sweet 16
2015-16	27-6	.818	19-3	.864	1st	Sweet 16
2016-17	35-1	.972	18-1	.947	1st	NCAA Champion
2017-18	27-4	.871	16-3	.842	1st	First Round
2018-19	38-0	1.000	19-0	1.000	1st	NCAA Champion
2019-20	31-1	.969	18-1	.947	1st	Cancelled
2020-21	28-2	.933	21-1	.955	1st	NCAA Champion
2021-22	34-5	.872	18-4	.818	1st	NCAA Champion
2022-23	31-3	.912	20-2	.909	1st	Second Round
2023-24	29-5	.853	20-2	.909	1st	Sweet 16
Totals:	395-91	.813	241-63	.909	--	--

Drake (1 season)

Year	Overall	Pct.	Conf.	Pct.	Place	Postseason
2024-25	31-4	.886	17-3	.850	1st	Second Round

Iowa (1st season)

Year	Overall	Pct.	Conf.	Pct.	Place	Postseason
2025-26	15-5	.750	5-4	.556	--	--
Totals	440-100	.815	263-70	.790	--	--

PLAYING EXPERIENCE

2000-01 North Iowa Area Community College
2002-03 Northwest Missouri State

3



CAM MANYAWU

F | 6-8 | 230 | Jr.-TR | Kansas City, Mo. | Staley | Wyoming | Drake



CameronManyawu



cam.manyawu



SUPERLATIVES

	FR	SO	JR	CAR
10+ Points	11	9	7	26
15+ Points	4	2	-	6
20+ Points	1	-	-	1
5+ Rebounds	22	18	8	47
10+ Rebounds	10	5	-	15
3+ Assists	2	2	2	6
3+ Blocks	-	2	2	4
3+ Steals	3	5	2	10
Double-Doubles	7	2	-	9

CAREER HIGHS

POINTS

Season _____ 14 vs. UMass Lowell, 12/29/25
Career _____ 20 vs. South Dakota Mines, 12/5/23
Big Ten _____ 13 at #5 Purdue, 1/14/26

FIELD GOALS MADE

Season _____ 6 vs. UMass Lowell, 12/29/25
Career _____ 8 vs. Vanderbilt, 11/24/24
Big Ten _____ 5, 2X, last at #5 Purdue, 1/14/26

FIELD GOALS ATTEMPTED

Season _____ 10 at #4 Iowa State, 12/11/25
Career _____ 14 at Texas, 11/26/23
Big Ten _____ 8 at #5 Purdue, 1/14/26

3-POINT FIELD GOALS MADE

Season _____ --
Career _____ --
Big Ten _____ --

3-POINT FIELD GOALS ATTEMPTED

Season _____ --
Career _____ 1, 4X, last vs. St. Ambrose, 12/12/24
Big Ten _____ --

FREE THROWS MADE

Season _____ 4, 2X, last vs. SEMO, 11/18/25
Career _____ 7 at Colorado State, 3/2/24
Big Ten _____ 3 at #5 Purdue, 1/14/26

FREE THROWS ATTEMPTED

Season _____ 6 vs. SEMO, 11/18/25
Career _____ 10 at Colorado State, 3/2/24
Big Ten _____ 5 at #5 Purdue, 1/14/26

REBOUNDS

Season _____ 9, 2X, last vs. UMass Lowell, 12/29/25
Career _____ 14 vs. Air Force, 3/5/24
Big Ten _____ 8 at Minnesota, 1/6/25

ASSISTS

Season _____ 3, 2X, last at Indiana, 1/17/26
Career _____ 5 vs. Northern New Mexico, 11/7/23
Big Ten _____ 3, 2X, last at Indiana, 1/17/26

BLOCKED SHOTS

Season _____ 3, 2X, last at Minnesota, 1/6/26
Career _____ 3, 3X, last at Minnesota, 1/6/26
Big Ten _____ 3 at Minnesota, 1/6/26

STEALS

Season _____ 3 at #5 Purdue, 1/14/26
Career _____ 4, 2X, last at Illinois State, 2/12/25
Big Ten _____ 3 at #5 Purdue, 1/14/26

MINUTES

Season _____ 30:35 at #5 Purdue, 1/14/26
Career _____ 38 at Texas, 11/26/23
Big Ten _____ 30:35 at #5 Purdue, 1/14/26

SEASON STATS

PPG	RPG	APG	FG%	3FG%	FT%
7.1	4.4	0.9	.636	.000	.698

MANYAWU AT A GLANCE

- Has started all 20 games at the forward position... averaging 7.1 points and 4.4 rebounds in 18.3 minutes per game... shooting 63.6 percent from the floor... has been in double digits seven times this season... has two games with nine rebounds.
- Has scored in double figures in 27 career games.

TOP PERFORMANCES

- Scored 13 points on 5-of-8 shooting and had three steals in a season-high 30:35 minutes at Purdue... finished with 14 points on 6-of-8 shooting with nine rebounds and three blocks against UMass Lowell... scored 11 points on 5-of-5 shooting against Western Michigan... finished with 10 points and six rebounds at No. 4 Iowa State... had 12 points (5-of-7 FG), seven rebounds, three assists, two steals and a block in win over Maryland... scored eight of 10 points to open second half... finished with 12 points on 4-of-4 shooting against SEMO... scored 10 points, making 5-of-6, free throws in 13 minutes against Robert Morris in the season opener.

LAST GAME

PTS	REB	AST	BLK	FG	FT
2	2	0	0	1-2	0-0

BACKGROUND

Began his career at Wyoming before transferring to Drake... had seven double-doubles as freshman and two at Drake... both parents played college basketball... mother, Cynthia, at Hannibal LaGrange and father, Fred, at Park University... sister, Destiny, is a high major women's basketball recruit... is a first generation American.

2025-26 GAME-BY-GAME STATISTICS

Date	Opponent	GS	MIN	FG	3PT	FT	O	D	TR	PF	AST	TO	STL	BLK	PTS	+/-
Nov. 4	ROBERT MORRIS	*	13:04	3-7	0-0	4-5	1	0	1	2	0	0	1	0	10	+5
Nov. 7	WESTERN ILLINOIS	*	11:46	1-2	0-0	2-2	0	4	4	2	0	0	0	1	4	+5
Nov. 14	XAVIER	*	18:04	4-8	0-0	1-2	3	6	9	0	0	0	0	1	9	+6
Nov. 18	SEMO	*	16:44	4-4	0-0	4-6	0	3	3	1	1	0	1	0	12	+12
Nov. 20	CHICAGO STATE	*	12:47	2-2	0-0	1-2	2	0	2	3	2	0	1	0	5	+14
Nov. 25	vs. Ole Miss	*	15:56	2-4	0-0	2-2	2	2	4	4	1	0	2	0	6	+5
Nov. 26	vs. Grand Canyon	*	22:38	2-3	0-0	3-4	3	0	3	4	1	1	0	1	7	+9
Dec. 2	at Michigan State	*	22:14	3-5	0-0	0-0	3	3	6	6	0	0	0	0	6	-14
Dec. 6	MARYLAND	*	22:45	5-7	0-0	2-3	2	5	7	4	3	3	2	1	12	+17
Dec. 11	at Iowa State	*	21:23	5-10	0-0	0-0	3	3	6	2	2	3	0	1	10	-5
Dec. 14	WESTERN MICHIGAN	*	13:27	5-5	0-0	1-2	1	2	3	2	2	0	0	1	11	+25
Dec. 20	vs. Bucknell	*	9:58	3-5	0-0	2-3	1	2	3	0	0	0	0	1	8	+2
Dec. 29	UMASS LOWELL	*	20:45	6-8	0-0	2-2	2	7	9	3	2	1	0	3	14	+29
Jan. 3	UCLA	*	12:38	1-1	0-0	1-2	3	3	6	1	0	1	1	0	3	+2
Jan. 6	at Minnesota	*	18:48	0-1	0-0	0-0	5	3	8	3	0	0	0	3	0	-1
Jan. 11	ILLINOIS	*	8:08	0-1	0-0	0-0	0	1	1	0	0	1	0	0	0	-6
Jan. 14	at Purdue	*	30:35	5-8	0-0	3-5	2	1	3	3	1	1	3	1	13	-5
Jan. 17	at Indiana	*	24:14	3-3	0-0	0-1	1	5	6	2	3	0	1	1	6	+16
Jan. 20	RUTGERS	*	25:26	1-2	0-0	2-2	1	1	2	2	1	2	1	1	4	+3
Jan. 28	USC	*	9:44	1-2	0-0	0-0	2	0	2	3	0	2	1	0	2	+3
Feb. 1	at Oregon															
Feb. 4	at Washington															
Feb. 8	NORTHWESTERN															
Feb. 11	at Maryland															
Feb. 14	PURDUE															
Feb. 17	NEBRASKA															
Feb. 22	at Wisconsin															
Feb. 25	OHIO STATE															
Feb. 28	at Penn State															
March 5	MICHIGAN															
March 8	at Nebraska															

MANYAWU'S CAREER STATISTICS

YEAR	GP/GS	MIN	FG-FGA	PCT	3-PT	PCT	FT-FTA	PCT	O-D=RB	AVG	PF-DI	AST	TO	BLK	STL	PTS	AVG
\$Fresh.	32/10	721	91-150	.607	0-3	.000	57-99	.576	71-144=215	6.6	91-6	28	41	16	32	239	7.5
*Soph.	35/35	658	100-173	.578	0-1	.000	47-95	.495	72-112=184	5.3	92-2	32	39	24	45	247	7.1
Junior	20/20	351	56-88	.636	0-0	.000	30-43	.698	37-51=88	4.4	42-0	19	15	16	14	142	7.1
TOTALS	87/65	1,729	247-411	.601	0-4	.000	134-237	.565	180-307=487	5.6	225-8	79	95	56	91	628	7.2

\$ at Wyoming | *at Drake



5



PEYTON McCOLLUM

G | 6-2 | 170 | Fr.-HS | Maryville, Mo. | Waukee Northwest (Iowa)



PeytonMac30



pmac.12



SUPERLATIVES

	FR
10+ Points	--
15+ Points	--
20+ Points	--
3+ 3FGM	--
5+ Rebounds	--
5+ Assists	--
10+ Assists	--
3+ Steals	--
Double-Doubles	--

CAREER HIGHS

POINTS	
Season	--
Career	--
Big Ten	--

FIELD GOALS MADE	
Season	--
Career	--
Big Ten	--

FIELD GOALS ATTEMPTED	
Season	--
Career	--
Big Ten	--

3-POINT FIELD GOALS MADE	
Season	--
Career	--
Big Ten	--

3-POINT FIELD GOALS ATTEMPTED	
Season	--
Career	--
Big Ten	--

FREE THROWS MADE	
Season	--
Career	--
Big Ten	--

FREE THROWS ATTEMPTED	
Season	--
Career	--
Big Ten	--

REBOUNDS	
Season	--
Career	--
Big Ten	--

ASSISTS	
Season	--
Career	--
Big Ten	--

BLOCKED SHOTS	
Season	--
Career	--
Big Ten	--

STEALS	
Season	--
Career	--
Big Ten	--

MINUTES	
Season	--
Career	--
Big Ten	--

SEASON STATS

PPG	RPG	APG	FG%	3FG%	FT%
--	--	--	--	--	--

McCOLLUM AT A GLANCE

• Suffered a season-ending foot injury on Jan. 8... did not see any game action during the season.

TOP PERFORMANCES

BACKGROUND

Oldest son of Iowa head coach Ben McCollum... all-state selection as a senior at Waukee Northwest... played against teammate Trevin Jirak (Valley) in state title game as senior... scored 1,000+ points in three seasons at Maryville (Mo.) High School... big Steph Curry fan.

LAST GAME

PTS	REB	AST	FG	3FG	FT
--	--	--	--	--	--

2025-26 GAME-BY GAME STATISTICS

Date	Opponent	GS	MIN	FG	3PT	FT	O	D	TR	PF	AST	TO	STL	BLK	PTS	+/-
Nov. 4	ROBERT MORRIS	--	--	--	--	--	--	--	--	--	--	--	--	--	--	--
Nov. 7	WESTERN ILLINOIS	--	--	--	--	--	--	--	--	--	--	--	--	--	--	--
Nov. 14	XAVIER	--	--	--	--	--	--	--	--	--	--	--	--	--	--	--
Nov. 18	SEMO	--	--	--	--	--	--	--	--	--	--	--	--	--	--	--
Nov. 20	CHICAGO STATE	--	--	--	--	--	--	--	--	--	--	--	--	--	--	--
Nov. 25	vs. Ole Miss	--	--	--	--	--	--	--	--	--	--	--	--	--	--	--
Nov. 26	vs. Grand Canyon	--	--	--	--	--	--	--	--	--	--	--	--	--	--	--
Dec. 2	at Michigan State	--	--	--	--	--	--	--	--	--	--	--	--	--	--	--
Dec. 6	MARYLAND	--	--	--	--	--	--	--	--	--	--	--	--	--	--	--
Dec. 11	at Iowa State	--	--	--	--	--	--	--	--	--	--	--	--	--	--	--
Dec. 14	WESTERN MICHIGAN	--	--	--	--	--	--	--	--	--	--	--	--	--	--	--
Dec. 20	vs. Bucknell	--	--	--	--	--	--	--	--	--	--	--	--	--	--	--
Dec. 29	UMASS LOWELL	--	--	--	--	--	--	--	--	--	--	--	--	--	--	--
Jan. 3	UCLA	--	--	--	--	--	--	--	--	--	--	--	--	--	--	--
Jan. 6	at Minnesota	--	--	--	--	--	--	--	--	--	--	--	--	--	--	--
Jan. 11	ILLINOIS	--	--	--	--	--	--	--	--	--	--	--	--	--	--	--
Jan. 14	at Purdue	--	--	--	--	--	--	--	--	--	--	--	--	--	--	--
Jan. 17	at Indiana	--	--	--	--	--	--	--	--	--	--	--	--	--	--	--
Jan. 20	RUTGERS	--	--	--	--	--	--	--	--	--	--	--	--	--	--	--
Jan. 28	USC	--	--	--	--	--	--	--	--	--	--	--	--	--	--	--
Feb. 1	at Oregon	--	--	--	--	--	--	--	--	--	--	--	--	--	--	--
Feb. 4	at Washington	--	--	--	--	--	--	--	--	--	--	--	--	--	--	--
Feb. 8	NORTHWESTERN	--	--	--	--	--	--	--	--	--	--	--	--	--	--	--
Feb. 11	at Maryland	--	--	--	--	--	--	--	--	--	--	--	--	--	--	--
Feb. 14	PURDUE	--	--	--	--	--	--	--	--	--	--	--	--	--	--	--
Feb. 17	NEBRASKA	--	--	--	--	--	--	--	--	--	--	--	--	--	--	--
Feb. 22	at Wisconsin	--	--	--	--	--	--	--	--	--	--	--	--	--	--	--
Feb. 25	OHIO STATE	--	--	--	--	--	--	--	--	--	--	--	--	--	--	--
Feb. 28	at Penn State	--	--	--	--	--	--	--	--	--	--	--	--	--	--	--
March 5	MICHIGAN	--	--	--	--	--	--	--	--	--	--	--	--	--	--	--
March 8	at Nebraska	--	--	--	--	--	--	--	--	--	--	--	--	--	--	--

McCOLLUM'S CAREER STATISTICS

YEAR	GP/GS	MIN	FG-FGA	PCT	3-PT	PCT	FT-FTA	PCT	O-D=RB	AVG	PF-DI	AST	TO	BLK	STL	PTS	AVG
Fresh.	--	--	--	--	--	--	--	--	--	--	--	--	--	--	--	--	--
TOTALS	--	--	--	--	--	--	--	--	--	--	--	--	--	--	--	--	--



6



TAVION BANKS

G/F | 6-7 | 200 | Sr.-TR | Kansas City, Mo. | Minnesota Prep | Northwest Florida State | Drake



tavionbanks2



tavion.b6



SUPERLATIVES

	FR	SO	JR	SR	CAR
10+ Points	18	20	20	11	69
15+ Points	4	10	8	6	28
20+ Points	3	1	1	2	7
5+ Rebounds	28	22	17	9	76
10+ Rebounds	6	10	3	1	20
3+ Assists	3	13	5	4	25
3+ Blocks	5	4	1	--	10
3+ Steals	1	-	2	1	4
Double-Doubles	5	9	3	1	18

CAREER HIGHS

POINTS

Season	26 at Indiana, 1/17/26
Career	31 vs. Gulf Coast State College, 2/25/23
Big Ten	26 at Indiana, 1/17/26

FIELD GOALS MADE

Season	8, 2X, last at Indiana, 1/17/26
Career	14 vs. Gulf Coast State College, 2/25/23
Big Ten	8, 2X, last at Indiana, 1/17/26

FIELD GOALS ATTEMPTED

Season	14 vs. #16 Illinois, 1/11/26
Career	18 vs. Florida Southwest State College, 3/13/24
Big Ten	14 vs. #16 Illinois, 1/11/26

3-POINT FIELD GOALS MADE

Season	3 at #5 Purdue, 1/14/26
Career	3, 2X, last at #5 Purdue, 1/14/26
Big Ten	3 at #5 Purdue, 1/14/26

3-POINT FIELD GOALS ATTEMPTED

Season	4 vs. USC, 1/28/26
Career	5 vs. Calhoun CC, 12/30/25
Big Ten	4 vs. USC, 1/28/26

FREE THROWS MADE

Season	9 at Indiana, 1/17/26
Career	9 at Indiana, 1/17/26
Big Ten	9 at Indiana, 1/17/26

FREE THROWS ATTEMPTED

Season	9 at Indiana, 1/17/26
Career	10, 5X, last vs. Missouri, 3/20/25
Big Ten	9 at Indiana, 1/17/26

REBOUNDS

Season	10 vs. Chicago State, 11/20/25
Career	15, 2X, last vs. Barton CC, 3/27/24
Big Ten	8 at Indiana, 1/17/26

ASSISTS

Season	5 vs. #16 Illinois, 1/11/26
Career	7 vs. Southwest Mississippi CC, 1/16/24
Big Ten	5 vs. #16 Illinois, 1/11/26

BLOCKED SHOTS

Season	1, 5X, last vs. UCLA, 1/3/26
Career	6 vs. Indian River College, 3/9/23
Big Ten	1, 3X, last vs. UCLA, 1/3/26

STEALS

Season	3 vs. Xavier, 11/14/25
Career	4 at Southern Illinois, 2/1/25
Big Ten	2, 3X, last vs. USC, 1/28/26

MINUTES

Season	31:32 at Indiana, 1/17/26
Career	38 at Pensacola College, 2/14/24
Big Ten	31:32 at Indiana, 1/17/26

SEASON STATS

PPG	RPG	APG	FG%	3FG%	FT%
11.1	4.5	1.2	.551	.542	.808

BANKS AT A GLANCE

- Team's best defender... has started at small forward in 19 contests... has scored in double figures in 11 games with one double-double and two 20-point contests... second on the team in scoring, averaging 11.1 points per game... shooting 55.1 percent from the field and a team-best 54.2 percent from 3-point range... third on team with 21 steals.
- Has made 30 consecutive free throws, dating back to Dec. 20.
- Has scored in double figures in 69 career games, including 31 at the Division I level.

TOP PERFORMANCES

- Had his best game as a Hawkeye, finishing with 26 points and eight rebounds, making 8-of-12 free throws and 9-of-9 from the free throw line in the road win at Indiana... had a team-best +26 plus-minus... finished with 20 points and seven rebounds, making 5-of-11 field goals and going 8-for-8 from the free throw line against USC... posted a double-double with 16 points and 10 rebounds against Chicago State... went 5-of-8 from the field with one 3-pointer and 5-of-5 from free throw stripe... just missed double-double, finishing with 16 points and nine rebounds vs. Bucknell... finished with a team-high 16 points (8-of-14 FG), seven

LAST GAME

PTS	REB	AST	STL	FG	FT
20	7	1	2	5-11	8-8

rebounds and five assists while battling the flu against Illinois... scored a team-high 14 points with two 3-pointers at No. 4 Iowa State... had 17 points on 6-of-7 shooting (5-of-6 FT) in his Iowa debut against Robert Morris with a pair of dunks... finished with 13 points, five rebounds and three steals against Xavier, making 5-of-7 field goals.

BACKGROUND

Played two seasons at Northwest Florida State College and one season at Drake... was MVC Sixth Man of the Year and team captain of MVC All-Bench team... led Northwest to title game of NJCAA Division 1 Tournament as freshman... has seven siblings... he is a cat and dog "dad".

2025-26 GAME-BY-GAME STATISTICS

Date	Opponent	GS	MIN	FG	3PT	FT	O	D	TR	PF	AST	TO	STL	BLK	PTS	+/-
Nov. 4	ROBERT MORRIS	*	19:06	6-7	0-0	5-6	2	2	4	3	0	2	2	0	17	+22
Nov. 7	WESTERN ILLINOIS	*	20:22	2-3	0-0	0-0	1	2	3	3	1	3	0	0	4	+15
Nov. 14	XAVIER	*	29:33	5-7	1-1	2-5	0	5	5	3	2	2	3	0	13	+13
Nov. 18	SEMO	*	11:07	2-2	0-0	2-4	2	2	4	3	0	2	0	1	6	+18
Nov. 20	CHICAGO STATE	*	24:13	5-8	1-1	5-5	2	8	10	1	2	2	1	0	16	+21
Nov. 25	vs. Ole Miss	*	22:40	1-5	0-2	5-7	1	0	1	2	0	0	2	0	7	+8
Nov. 26	vs. Grand Canyon	*	20:28	0-4	0-0	2-4	1	1	2	2	0	2	1	0	2	+8
Dec. 2	at Michigan State	*	18:19	1-2	0-1	1-2	1	0	1	3	1	2	0	1	3	+1
Dec. 6	MARYLAND	*	23:51	4-9	0-1	1-2	3	4	7	3	3	1	1	1	9	+25
Dec. 11	at Iowa State	*	20:28	5-9	2-2	2-2	0	4	4	4	1	1	0	0	14	-8
Dec. 14	WESTERN MICHIGAN	*	16:54	2-4	0-1	1-2	1	5	6	2	3	0	1	0	5	+26
Dec. 20	vs. Bucknell	*	22:49	4-8	1-2	7-8	4	5	9	0	0	2	1	1	16	+27
Dec. 29	UMASS LOWELL	*	16:18	5-5	0-0	2-2	0	1	1	4	0	1	1	0	12	+16
Jan. 3	UCLA	*	19:41	3-5	0-1	4-4	2	2	4	4	1	2	0	1	10	+6
Jan. 6	at Minnesota	*	17:16	1-6	1-1	2-2	2	3	5	2	0	2	1	0	5	-18
Jan. 11	ILLINOIS	*	24:26	8-14	0-1	0-0	3	4	7	2	5	0	2	0	16	+4
Jan. 14	at Purdue	*	22:25	3-6	3-3	0-0	0	0	0	5	3	3	1	0	9	-5
Jan. 17	at Indiana	*	31:32	8-12	1-2	9-9	2	6	8	3	2	2	0	0	26	+26
Jan. 20	RUTGERS	*	20:12	5-9	1-1	1-1	1	1	2	4	0	1	2	0	12	-11
Jan. 28	USC	*	28:07	5-11	2-4	8-8	2	5	7	5	1	5	2	0	20	+3
Feb. 1	at Oregon															
Feb. 4	at Washington															
Feb. 8	NORTHWESTERN															
Feb. 11	at Maryland															
Feb. 14	PURDUE															
Feb. 17	NEBRASKA															
Feb. 22	at Wisconsin															
Feb. 25	OHIO STATE															
Feb. 28	at Penn State															
March 5	MICHIGAN															
March 8	at Nebraska															

BANKS' CAREER STATISTICS

YEAR	GP/GS	MIN	FG-FGA	PCT	3-PT	PCT	FT-FTA	PCT	O-D=RB	AVG	PF-DI	AST	TO	BLK	STL	PTS	AVG
\$Fresh.	37/3	808	137-223	.614	6-19	.316	65-102	.637	109-139=248	6.7	70-1	29	47	46	20	345	9.3
\$Soph.	32/32	924	134-301	.445	11-49	.224	67-104	.644	76-158=234	7.3	73-1	84	55	17	44	346	10.8
*Junior	34/1	682	115-221	.520	2-22	.091	110-156	.705	70-101=171	5.0	84-1	35	47	14	24	342	10.1
Senior	20/19	430	75-135	.551	13-24	.542	59-73	.808	30-60=90	4.5	58-2	25	25	5	21	222	11.1
TOTALS	123/55	2,844	461-881	.523	32-114	.281	301-435	.691	285-458=718	5.8	285-5	173	184	82	109	1,255	10.2

\$ at Northwest Florida State College | *at Drake



7



ALVARO FOLGUEIRAS

F | 6-9 | 215 | Jr.-TR | Málaga, Spain | DME Academy (Fla.) | Robert Morris



AlvaroFolgue



alvarofolgueiras



SUPERLATIVES

	FR	SO	JR	CAR
10+ Points	6	27	9	42
15+ Points	1	15	2	18
20+ Points	--	5	--	5
3+ 3FGM	1	5	5	11
5+ Rebounds	14	32	8	54
10+ Rebounds	3	17	--	20
5+ Assists	2	6	1	9
3+ Steals	1	7	2	10
Double-Doubles	2	14	--	16

CAREER HIGHS

POINTS

Season 17 vs. Bucknell, 12/20/25
Career 35 at Northern Kentucky, 2/8/25
Big Ten 14 vs. USC, 1/28/26

FIELD GOALS MADE

Season 7 vs. Bucknell, 12/20/25
Career 12 at Northern Kentucky, 2/8/25
Big Ten 5 vs. USC, 1/28/26

FIELD GOALS ATTEMPTED

Season 10, 2X, last vs. USC, 1/28/26
Career 18 at Northern Kentucky, 2/8/25
Big Ten 10 vs. USC, 1/28/26

3-POINT FIELD GOALS MADE

Season 3, 5X, last vs. UCLA, 1/3/26
Career 4, 2X, last at Purdue Fort Wayne, 12/8/24
Big Ten 3 vs. UCLA, 1/3/26

3-POINT FIELD GOALS ATTEMPTED

Season 7 vs. #16 Illinois, 1/11/26
Career 7, 3X, last vs. #16 Illinois, 1/11/26
Big Ten 7 vs. #16 Illinois, 1/11/26

FREE THROWS MADE

Season 5 vs. SEMO, 11/18/25
Career 8, 2X, last at Northern Kentucky, 2/8/25
Big Ten 2, 3X, last vs. USC, 1/28/26

FREE THROWS ATTEMPTED

Season 6 vs. SEMO, 11/18/25
Career 10, 2X, last at Northern Kentucky, 2/8/25
Big Ten 3 vs. USC, 1/28/26

REBOUNDS

Season 8, 2X, last vs. #16 Illinois, 1/11/26
Career 19 at Northern Kentucky, 2/8/25
Big Ten 8 vs. #16 Illinois, 1/11/26

ASSISTS

Season 5 vs. Western Illinois, 11/7/25
Career 7, 3X, last vs. Youngtown State, 1/11/25
Big Ten 3 vs. #16 Illinois, 1/11/26

BLOCKED SHOTS

Season 2 vs. UCLA, 1/3/26
Career 3, 4X, last vs. Oakland, 3/10/25
Big Ten 2 vs. UCLA, 1/3/26

STEALS

Season 3, 2X, last vs. Western Illinois, 11/7/25
Career 4, 4X, last at Cleveland State, 2/12/25
Big Ten 1, 5X, last vs. USC, 1/28/26

MINUTES

Season 34:26 vs. #16 Illinois, 1/11/26
Career 51 vs. Northern Kentucky, 12/29/24
Big Ten 34:26 vs. #16 Illinois, 1/11/26

SEASON STATS

PPG	RPG	APG	FG%	3FG%	FT%
8.2	3.7	1.9	.514	.393	.694

FOLGUEIRAS AT A GLANCE

• Has scored in double figures in nine games... averaging 8.2 points, 3.7 rebounds and 1.9 assists... has 38 assists to 23 turnovers in 20 games... had 18 assists/0 turnovers in first six games... shooting 51.4 percent from the field and 39.3 percent from 3-point range... made his first start as a Hawkeye on Jan. 11 against Illinois.
• Has made at least three 3-pointers in five games.

TOP PERFORMANCES

• Netted 14 points and five rebounds, making 5-of-10 field goals with two 3-pointers in the win over USC... finished with 13 points on 4-of-8 shooting with three 3-pointers and had five rebounds against UCLA... scored 13 points in eight minute stretch and finished with a game-high 17 points (7-of-10 FG, 3-of-5 3PT) in win over Bucknell... netted 14 points on 5-of-7 shooting vs. UMass Lowell... finished with 13 points on 5-of-9 shooting and had four rebounds in win over Western Michigan... led team in scoring, finishing with a season-high 16 points (4-of-6 FG, 3-5 3PT) with four rebounds against SEMO... finished with 14 points, six rebounds and four assists against Chicago State... scored 13 points (11 in first half) on 5-of-7 shooting and had five rebounds against WIU... finished with 11

LAST GAME

PTS	REB	AST	FG	3FG	FT
14	5	0	5-10	2-5	2-3

points, making 3-of-4 3-pointers, and had five rebounds against Robert Morris in his Hawkeye debut.

BACKGROUND

Nicknamed "El Pulpo Fol" translated to "the octopus"... played for U20 Spanish National Team in 2025 FIBA U20 EuroBasket Championships in Greece and in two friendlies with Spanish National Team... Horizon League Player of the Year in 2025 after averaging 14.1 points and 9.1 rebounds... led Robert Morris to regular season and tournament titles... had a 15-point, 10-rebound game against Alabama in 2025 NCAA Tournament... played high school ball at DME Academy in Florida... did not speak any English when he came to U.S. at 16 years of age.

2025-26 GAME-BY-GAME STATISTICS

Date	Opponent	GS	MIN	FG	3PT	FT	O	D	TR	PF	AST	TO	STL	BLK	PTS	+/-
Nov. 4	ROBERT MORRIS		17:57	4-5	3-4	0-0	1	4	5	2	3	0	3	0	11	+22
Nov. 7	WESTERN ILLINOIS		26:54	5-7	1-3	2-4	0	5	5	2	5	0	3	1	13	+18
Nov. 14	XAVIER		24:18	3-5	0-2	2-3	2	6	8	3	3	0	0	1	8	+9
Nov. 18	SEMO		25:27	4-6	3-5	5-6	0	5	5	4	1	0	0	0	16	+17
Nov. 20	CHICAGO STATE		20:52	5-9	3-5	1-2	2	4	6	1	4	0	1	0	14	+24
Nov. 25	vs. Ole Miss		21:01	2-7	1-3	2-2	0	2	2	2	2	0	0	1	7	+3
Nov. 26	vs. Grand Canyon		11:10	0-2	0-1	1-2	0	2	2	1	0	3	1	0	1	0
Dec. 2	at Michigan State		18:11	1-4	0-2	0-0	0	1	1	3	2	1	3	1	2	-4
Dec. 6	MARYLAND		9:17	1-1	1-1	0-0	1	1	2	5	2	1	1	0	3	+10
Dec. 11	at Iowa State		18:37	2-3	0-0	0-0	0	5	5	3	2	2	0	1	4	+1
Dec. 14	WESTERN MICHIGAN		15:31	5-9	1-4	2-3	3	1	4	0	1	1	1	0	13	+12
Dec. 20	vs. Bucknell		20:06	7-10	3-5	0-0	1	2	3	1	2	2	2	0	17	+31
Dec. 29	UMASS LOWELL		21:27	5-7	1-2	3-4	0	2	2	2	2	1	1	1	14	+17
Jan. 3	UCLA		28:29	4-8	3-6	2-2	1	4	5	2	2	2	1	2	13	+11
Jan. 6	at Minnesota		11:27	0-2	0-2	0-0	0	2	2	1	1	1	0	0	0	-9
Jan. 11	ILLINOIS	*	34:26	2-9	2-7	2-2	1	7	8	1	3	4	1	1	8	-6
Jan. 14	at Purdue		13:53	2-3	0-1	0-1	0	1	1	3	1	2	0	0	4	+2
Jan. 17	at Indiana		14:14	0-3	0-2	0-0	0	2	2	3	2	0	0	0	0	+6
Jan. 20	RUTGERS		14:13	0-1	0-1	1-2	0	1	1	1	1	1	0	0	1	-1
Jan. 28	USC		27:06	5-10	2-5	2-3	2	3	5	3	0	0	1	0	14	-1
Feb. 1	at Oregon															
Feb. 4	at Washington															
Feb. 8	NORTHWESTERN															
Feb. 11	at Maryland															
Feb. 14	PURDUE															
Feb. 17	NEBRASKA															
Feb. 22	at Wisconsin															
Feb. 25	OHIO STATE															
Feb. 28	at Penn State															
March 5	MICHIGAN															
March 8	at Nebraska															

FOLGUEIRAS' CAREER STATISTICS

YEAR	GP/GS	MIN	FG-FGA	PCT	3-PT	PCT	FT-FTA	PCT	O-D=RB	AVG	PF-DI	AST	TO	BLK	STL	PTS	AVG
*Fresh.	32/6	561	67-147	.456	20-70	.286	14-19	.737	48-95=143	4.5	62-1	39	32	21	13	168	5.3
*Soph.	35/35	1023	176-321	.548	45-109	.413	98-125	.784	81-237=318	9.1	82-2	111	79	41	49	495	14.1
Junior	20/1	395	57-111	.514	24-61	.393	25-36	.694	14-60=74	3.7	43-1	38	23	8	17	163	8.2
TOTALS	87/42	1,988	300-579	.518	89-240	.371	137-180	.761	143-392=535	6.1	187-4	188	134	70	79	826	9.5

* at Robert Morris

Iowa

8



COOPER KOCH

F | 6-8 | 215 | Fr.-RS | Peoria, Ill. | Metamora Township



CooperKoch44



cooperkoch_30



SUPERLATIVES

	FR	#FR	CAR
10+ Points	1	5	6
15+ Points	--	--	--
20+ Points	--	--	--
3+ 3FGM	1	2	3
5+ Rebounds	2	4	6
5+ Assists	--	--	--
3+ Blocks	--	--	--
3+ Steals	--	--	--
Double-Doubles	--	1	1

CAREER HIGHS

POINTS
Season _____ 14 vs. Ole Miss, 11/25/25
Career _____ 14, 2X, last vs. Ole Miss, 11/25/25
Big Ten _____ 11 vs. Maryland, 12/6/25

FIELD GOALS MADE
Season _____ 5 vs. Ole Miss, 11/25/25
Career _____ 5 vs. Ole Miss, 11/25/25
Big Ten _____ 4, 2X, last at Minnesota, 1/6/25

FIELD GOALS ATTEMPTED
Season _____ 9 vs. #16 Illinois, 1/11/26
Career _____ 9, 2X, last vs. #16 Illinois, 1/11/26
Big Ten _____ 9 vs. #16 Illinois, 1/11/26

3-POINT FIELD GOALS MADE
Season _____ 3, 2X, last vs. Western Michigan, 12/14/25
Career _____ 3, 3X, vs. Western Michigan, 12/14/25
Big Ten _____ 3 vs. Maryland, 12/6/25

3-POINT FIELD GOALS ATTEMPTED
Season _____ 8 vs. #16 Illinois, 1/11/26
Career _____ 8 vs. #16 Illinois, 1/11/26
Big Ten _____ 8 vs. #16 Illinois, 1/11/26

FREE THROWS MADE
Season _____ 5 vs. Grand Canyon, 11/26/25
Career _____ 5 vs. Grand Canyon, 11/26/25
Big Ten _____ 4 vs. UCLA, 1/3/26

FREE THROWS ATTEMPTED
Season _____ 6 vs. Grand Canyon, 11/26/25
Career _____ 6 vs. Grand Canyon, 11/26/25
Big Ten _____ 4, 2X, last vs. UCLA, 1/3/26

REBOUNDS
Season _____ 10 vs. Ole Miss, 11/25/25
Career _____ 10 vs. Ole Miss, 11/25/25
Big Ten _____ 6 at Minnesota, 1/6/25

ASSISTS
Season _____ 3, 2X, last at Minnesota, 1/6/25
Career _____ 3, 3X, last at Minnesota, 1/6/25
Big Ten _____ 3 at Minnesota, 1/6/25

BLOCKED SHOTS
Season _____ 1, 3X, last vs. UCLA, 1/3/26
Career _____ 2 vs. New Orleans, 12/15/24
Big Ten _____ 1, 2X, last vs. UCLA, 1/3/26

STEALS
Season _____ 2, 4X, last at Minnesota, 1/6/25
Career _____ 2, 4X, last at Minnesota, 1/6/25
Big Ten _____ 2, 3X, last at Minnesota, 1/6/25

MINUTES
Season _____ 38:39 at Minnesota, 1/6/25
Career _____ 38:39 at Minnesota, 1/6/25
Big Ten _____ 38:39 at Minnesota, 1/6/25

SEASON STATS

PPG	RPG	APG	FG%	3FG%	FT%
6.7	3.3	1.0	.465	.385	.789

KOCH AT A GLANCE

• Has been in starting lineup in all 20 games at a forward position... sixth on team in scoring, averaging 6.7 points and 3.3 rebounds... shooting 46.5 percent from the field and 38.5 percent from 3-point range.

TOP PERFORMANCES

• Tied a career-high with three 3-pointers against Western Michigan... recorded his first career double-double, finishing with 14 points and 10 rebounds in the win over Ole Miss... career high in rebounds, tied career-high in points... went 5-of-7 from the field... scored 11 points with three 3-pointers vs. Maryland... finished with 11 points, six rebounds in win over Grand Canyon... had 10 points on 4-of-7 shooting with two 3-pointers against Chicago State

BACKGROUND

Son of former Hawkeye and NBA player J.R. Koch, who played at Iowa from 1995-99... J.R. was on last Iowa team to advance to Sweet 16... received a medical redshirt in 2024-25 after playing in 10 games due to a collapsed lung.

LAST GAME

PTS	REB	AST	FG	3FG	FT
3	4	1	1-3	1-3	0-0

2025-26 GAME-BY-GAME STATISTICS


Date	Opponent	GS	MIN	FG	3PT	FT	O	D	TR	PF	AST	TO	STL	BLK	PTS	+/-
Nov. 4	ROBERT MORRIS	*	25:43	3-5	1-2	1-1	3	2	5	2	3	1	0	0	8	+20
Nov. 7	WESTERN ILLINOIS	*	18:04	3-3	2-2	0-0	1	0	1	1	0	0	0	0	8	+1
Nov. 14	XAVIER	*	13:13	1-2	0-1	0-0	0	4	4	1	0	1	0	0	2	+3
Nov. 18	SEMO	*	17:17	3-4	1-2	2-2	2	1	3	1	0	0	2	0	9	+17
Nov. 20	CHICAGO STATE	*	13:26	4-7	2-5	0-0	0	2	2	3	0	0	0	0	10	+15
Nov. 25	vs. Ole Miss	*	34:38	5-7	1-3	3-4	4	6	10	4	1	2	1	0	14	+8
Nov. 26	vs. Grand Canyon	*	37:04	2-6	2-4	5-6	1	5	6	1	2	0	1	0	11	+11
Dec. 2	at Michigan State	*	29:55	2-6	2-5	0-1	0	2	2	4	2	0	2	0	6	-15
Dec. 6	MARYLAND	*	34:57	4-6	3-4	0-1	0	3	3	3	1	1	1	1	11	+28
Dec. 11	at Iowa State	*	25:07	2-4	1-3	0-0	0	0	0	2	0	0	1	0	5	-16
Dec. 14	WESTERN MICHIGAN	*	17:11	3-6	3-5	0-0	0	3	3	2	0	0	0	1	9	+5
Dec. 20	vs. Bucknell	*	13:06	0-2	0-1	0-0	2	2	4	1	1	1	0	0	0	+8
Dec. 29	UMASS LOWELL	*	19:23	2-3	1-1	0-0	0	1	1	1	1	1	1	0	5	+21
Jan. 3	UCLA	*	31:19	1-8	0-4	4-4	1	1	2	1	0	1	2	1	6	+13
Jan. 6	at Minnesota	*	38:39	4-6	1-3	0-0	0	6	6	3	3	2	2	0	9	0
Jan. 11	ILLINOIS	*	34:09	4-12	2-8	0-0	1	3	4	1	1	0	0	0	10	+2
Jan. 14	at Purdue	*	32:26	2-4	1-3	0-0	1	3	4	1	2	0	0	0	5	-5
Jan. 17	at Indiana	*	19:32	0-3	0-3	0-0	0	1	1	3	0	0	0	1	0	-6
Jan. 20	RUTGERS	*	29:29	1-4	1-3	0-0	1	0	1	3	2	0	1	0	3	+12
Jan. 28	USC	*	20:20	1-3	1-3	0-0	2	2	4	2	1	1	0	0	3	-3
Feb. 1	at Oregon															
Feb. 4	at Washington															
Feb. 8	NORTHWESTERN															
Feb. 11	at Maryland															
Feb. 14	PURDUE															
Feb. 17	NEBRASKA															
Feb. 22	at Wisconsin															
Feb. 25	OHIO STATE															
Feb. 28	at Penn State															
March 5	MICHIGAN															
March 8	at Nebraska															

KOCH'S CAREER STATISTICS

YEAR	GP/GS	MIN	FG-FGA	PCT	3-PT	PCT	FT-FTA	PCT	O-D=RB	AVG	PF-DI	AST	TO	BLK	STL	PTS	AVG
Fresh.	10/0	136	15-31	.484	9-21	.429	7-13	.538	3-18=21	2.1	14-0	8	3	4	3	46	4.6
RS Fresh.	20/20	504	47-101	.465	25-65	.385	15-19	.789	19=47=66	3.3	40-0	20	11	4	14	134	6.7
TOTALS	30/20	640	62-132	.470	34-86	.395	22-32	.688	22-65=87	2.9	54-0	28	14	8	17	180	6.0



10



JACOB KOCH

G | 6-2 | 180 | So. | Iowa City, Iowa | Iowa City West



jacobdkoch1212



jacobkoch12



SUPERLATIVES

	FR	SO	CAR
10+ Points	--	--	--
15+ Points	--	--	--
2+ 3FGM	--	--	--
5+ Rebounds	--	--	--
5+ Assists	--	--	--
3+ Steals	--	--	--
Double-Doubles	--	--	--

CAREER HIGHS

POINTS	
Season	2 vs. Bucknell, 12/20/25
Career	4 vs. New Orleans, 12/15/24
Big Ten	--

FIELD GOALS MADE	
Season	1 vs. Bucknell, 12/20/25
Career	2 vs. New Orleans, 12/15/24
Big Ten	--

FIELD GOALS ATTEMPTED	
Season	2 vs. Bucknell, 12/20/25
Career	2, 3X, last vs. New Hampshire, 12/30/24
Big Ten	--

3-POINT FIELD GOALS MADE	
Season	--
Career	1 vs. USC Upstate, 11/26/24
Big Ten	--

3-POINT FIELD GOALS ATTEMPTED	
Season	1 vs. Chicago State, 11/20/25
Career	1, 3X, last vs. Chicago State, 11/20/25
Big Ten	--

FREE THROWS MADE	
Season	--
Career	--
Big Ten	--

FREE THROWS ATTEMPTED	
Season	--
Career	--
Big Ten	--

REBOUNDS	
Season	--
Career	1, 3X, last vs. New Hampshire, 12/30/24
Big Ten	--

ASSISTS	
Season	1 vs. Bucknell, 12/20/25
Career	1, 4X, last vs. Bucknell, 12/20/25
Big Ten	--

BLOCKED SHOTS	
Season	--
Career	--
Big Ten	1 at Illinois, 2/25/25

STEALS	
Season	--
Career	--
Big Ten	--

MINUTES	
Season	3:09 vs. Bucknell, 12/20/25
Career	6:22 vs. New Hampshire, 12/30/24
Big Ten	1 at Illinois, 2/25/25

SEASON STATS

PPG	RPG	APG	FG%	3FG%	FT%
0.5	0.0	0.2	.333	.000	.000

KOCH AT A GLANCE

• Has seen action in four games... averaging 0.5 points... saw his first action of the season against Chicago State.

TOP PERFORMANCES

• Scored his first field goal of the season against Bucknell and had an alley-oop assist to Joey Matteoni.

BACKGROUND

Father, Nathan, played baseball and basketball at Iowa... joined the program as a walk-on... two sisters played college basketball at Providence College and Dartmouth.

LAST GAME

PTS	REB	AST	FG	3FG	FT
--	--	--	--	--	--

2025-26 GAME-BY-GAME STATISTICS

Date	Opponent	GS	MIN	FG	3PT	FT	O	D	TR	PF	AST	TO	STL	BLK	PTS	+/-
Nov. 4	ROBERT MORRIS	--	--	--	--	--	--	--	--	--	--	--	--	--	--	--
Nov. 7	WESTERN ILLINOIS	--	--	--	--	--	--	--	--	--	--	--	--	--	--	--
Nov. 14	XAVIER	--	--	--	--	--	--	--	--	--	--	--	--	--	--	--
Nov. 18	SEMO	--	--	--	--	--	--	--	--	--	--	--	--	--	--	--
Nov. 20	CHICAGO STATE	2:24	0-1	0-1	0-0	0	0	0	0	0	0	0	0	0	0	-2
Nov. 25	vs. Ole Miss	--	--	--	--	--	--	--	--	--	--	--	--	--	--	--
Nov. 26	vs. Grand Canyon	--	--	--	--	--	--	--	--	--	--	--	--	--	--	--
Dec. 2	at Michigan State	--	--	--	--	--	--	--	--	--	--	--	--	--	--	--
Dec. 6	MARYLAND	--	--	--	--	--	--	--	--	--	--	--	--	--	--	--
Dec. 11	at Iowa State	--	--	--	--	--	--	--	--	--	--	--	--	--	--	--
Dec. 14	WESTERN MICHIGAN	2:32	0-0	0-0	0-0	0	0	0	0	0	0	0	0	0	0	0
Dec. 20	vs. Bucknell	3:09	1-2	0-0	0-0	0	0	0	0	1	0	0	0	0	2	+5
Dec. 29	UMASS LOWELL	0:32	0-0	0-0	0-0	0	0	0	0	0	0	0	0	0	0	-3
Jan. 3	UCLA	--	--	--	--	--	--	--	--	--	--	--	--	--	--	--
Jan. 6	at Minnesota	--	--	--	--	--	--	--	--	--	--	--	--	--	--	--
Jan. 11	ILLINOIS	--	--	--	--	--	--	--	--	--	--	--	--	--	--	--
Jan. 14	at Purdue	--	--	--	--	--	--	--	--	--	--	--	--	--	--	--
Jan. 17	at Indiana	--	--	--	--	--	--	--	--	--	--	--	--	--	--	--
Jan. 20	RUTGERS	--	--	--	--	--	--	--	--	--	--	--	--	--	--	--
Jan. 28	USC	--	--	--	--	--	--	--	--	--	--	--	--	--	--	--
Feb. 1	at Oregon	--	--	--	--	--	--	--	--	--	--	--	--	--	--	--
Feb. 4	at Washington	--	--	--	--	--	--	--	--	--	--	--	--	--	--	--
Feb. 8	NORTHWESTERN	--	--	--	--	--	--	--	--	--	--	--	--	--	--	--
Feb. 11	at Maryland	--	--	--	--	--	--	--	--	--	--	--	--	--	--	--
Feb. 14	PURDUE	--	--	--	--	--	--	--	--	--	--	--	--	--	--	--
Feb. 17	NEBRASKA	--	--	--	--	--	--	--	--	--	--	--	--	--	--	--
Feb. 22	at Wisconsin	--	--	--	--	--	--	--	--	--	--	--	--	--	--	--
Feb. 25	OHIO STATE	--	--	--	--	--	--	--	--	--	--	--	--	--	--	--
Feb. 28	at Penn State	--	--	--	--	--	--	--	--	--	--	--	--	--	--	--
March 5	MICHIGAN	--	--	--	--	--	--	--	--	--	--	--	--	--	--	--
March 8	at Nebraska	--	--	--	--	--	--	--	--	--	--	--	--	--	--	--

KOCH'S CAREER STATISTICS

YEAR	GP/GS	MIN	FG-FGA	PCT	3-PT	PCT	FT-FTA	PCT	O-D=RB	AVG	PF-DI	AST	TO	BLK	STL	PTS	AVG
Fresh.	7/0	21	5-8	.625	1-2	.500	0-0	.000	1-2=3	0.4	0-0	3	0	1	0	11	1.6
Soph.	4/0	9	1-3	.333	0-1	.000	0-0	.000	0-0=0	0.0	0-0	1	0	0	0	2	0.5
TOTALS	11/0	29	6-11	.545	1-3	.333	0-0	.000	1-2=3	0.3	0-0	4	0	1	0	13	1.2



11



KAEL COMBS

G | 6-4 | 190 | Jr.-TR | Nixa, Mo. | Nixa | Wyoming | Drake

X k1combs1

IG k.combs11



SUPERLATIVES

	FR	SO	JR	CAR
10+ Points	1	4	4	9
15+ Points	--	--	1	1
3+ 3FGM	--	--	1	1
5+ Rebounds	--	3	3	6
5+ Assists	1	--	3	4
3+ Steals	--	--	1	1
Double-Doubles	--	--	--	--

CAREER HIGHS

POINTS	
Season	16 at #5 Purdue, 1/14/26
Career	16 at #5 Purdue, 1/14/26
Big Ten	16 at #5 Purdue, 1/14/26

FIELD GOALS MADE	
Season	6, 3X, last at #5 Purdue, 1/14/26
Career	6, 3X, last at #5 Purdue, 1/14/26
Big Ten	6, 2X, last at #5 Purdue, 1/14/26

FIELD GOALS ATTEMPTED	
Season	10 at Minnesota, 1/6/25
Career	10 at Minnesota, 1/6/25
Big Ten	10 at Minnesota, 1/6/25

3-POINT FIELD GOALS MADE	
Season	4 at #5 Purdue, 1/14/26
Career	4 at #5 Purdue, 1/14/26
Big Ten	4 at #5 Purdue, 1/14/26

3-POINT FIELD GOALS ATTEMPTED	
Season	5 at #5 Purdue, 1/14/26
Career	5 at #5 Purdue, 1/14/26
Big Ten	5 at #5 Purdue, 1/14/26

FREE THROWS MADE	
Season	7 vs. Xavier, 11/14/25
Career	7 vs. Xavier, 11/14/25
Big Ten	2, 2X, last vs. USC, 1/28/26

FREE THROWS ATTEMPTED	
Season	7 vs. Xavier, 11/14/25
Career	8 vs. Boise State, 2/24/24
Big Ten	2, 4X, last vs. USC, 1/28/26

REBOUNDS	
Season	6 vs. UMass Lowell, 12/29/25
Career	6 vs. UMass Lowell, 12/29/25
Big Ten	5 at #5 Purdue, 1/14/26

ASSISTS	
Season	5, 3X, last vs. Western Michigan, 12/14/25
Career	5, 3X, last vs. Western Michigan, 12/29/25
Big Ten	4 vs. USC, 1/28/26

BLOCKED SHOTS	
Season	1, 2X, last vs. Rutgers, 1/20/26
Career	2 vs. Fresno State, 3/13/24
Big Ten	1, 2X, last vs. Rutgers, 1/20/26

STEALS	
Season	3 vs. Bucknell, 12/20/25
Career	3 vs. Bucknell, 12/20/25
Big Ten	2, 2X, last vs. #16 Illinois, 1/11/26

MINUTES	
Season	38:05 at #5 Purdue, 1/14/26
Career	38:05 at #5 Purdue, 1/14/26
Big Ten	38:05 at #5 Purdue, 1/14/26

SEASON STATS

PPG	RPG	APG	FG%	3FG%	FT%
6.3	2.5	2.8	.500	.393	.862

KOMBS AT A GLANCE

- Has started 16 games... averaging 27 minutes -- second-most on the team... has 56 assists (to 28 TOs) in 20 games - second-most on the team... is 25-for-29 from the free throw stripe.
- Has been in double figures in four games... has five assists in three contests

TOP PERFORMANCES

- Scored a career-high 16 points on 6-of-9 shooting with a career-high four 3-pointers at No. 5 Purdue... finished with 14 points on 6-of-10 shooting at Minnesota... scored 13 points on 6-of-7 shooting to go along with three assists, three steals and three rebounds vs. Bucknell... finished with 11 points, four rebounds and four assists against Xavier... made 2-of-5 field goals and went 7-of-7 from free throw line... tied a career-high with five assists in 17 minutes in Hawkeye debut against Robert Morris

LAST GAME

PTS	REB	AST	FG	3FG	FT
6	4	4	2-6	0-2	2-2

BACKGROUND

Spent one season at Wyoming and one season at Drake... saw action in 31 games for Bulldogs... scored 13 points and had five rebounds against Texas Tech in the NCAA Tournament... has five siblings.

2025-26 GAME-BY-GAME STATISTICS

Date	Opponent	GS	MIN	FG	3PT	FT	O	D	TR	PF	AST	TO	STL	BLK	PTS	+/-
Nov. 4	ROBERT MORRIS		17:12	1-2	0-0	0-0	0	1	1	4	5	1	0	0	2	+11
Nov. 7	WESTERN ILLINOIS		18:08	2-6	1-1	2-2	1	2	3	0	1	0	0	0	7	+7
Nov. 14	XAVIER		31:47	2-5	0-1	7-7	0	4	4	2	4	1	0	0	11	+15
Nov. 18	SEMO		15:42	1-2	0-0	4-4	0	0	0	0	2	2	2	0	6	+12
Nov. 20	CHICAGO STATE	*	32:12	1-2	1-2	0-0	1	1	2	1	5	0	2	0	5	+32
Nov. 25	vs. Ole Miss	*	37:40	3-6	0-2	1-2	0	2	2	2	2	0	0	0	7	+7
Nov. 26	vs. Grand Canyon	*	35:38	3-6	0-2	0-0	0	5	5	1	3	3	0	0	6	+6
Dec. 2	at Michigan State	*	28:23	1-4	0-1	2-2	0	0	0	3	2	1	2	0	4	-11
Dec. 6	MARYLAND	*	17:11	2-4	0-1	1-2	0	3	3	1	1	0	1	0	5	+5
Dec. 11	at Iowa State	*	25:09	2-2	0-0	0-0	1	0	1	3	3	3	0	0	4	-5
Dec. 14	WESTERN MICHIGAN	*	19:13	1-1	0-0	2-2	0	2	2	2	5	1	1	0	4	+17
Dec. 20	vs. Bucknell	*	24:32	6-7	1-1	0-0	0	3	3	1	3	2	3	0	13	+23
Dec. 29	UMASS LOWELL	*	30:02	1-4	0-1	3-3	2	4	6	1	4	1	1	0	5	+23
Jan. 3	UCLA	*	27:21	0-2	0-2	0-2	2	2	4	1	3	2	1	0	0	+1
Jan. 6	at Minnesota	*	29:24	6-10	1-1	1-1	0	1	1	2	2	2	1	0	14	+8
Jan. 11	ILLINOIS	*	24:36	1-3	1-1	0-0	0	1	1	0	2	2	2	0	3	-3
Jan. 14	at Purdue	*	38:05	6-9	4-5	0-0	0	5	5	1	2	2	1	0	16	-6
Jan. 17	at Indiana	*	37:29	2-6	1-3	0-0	1	2	3	0	3	2	0	1	5	+24
Jan. 20	RUTGERS	*	16:38	2-3	1-2	0-0	0	0	0	3	0	1	0	1	5	-13
Jan. 28	USC	*	33:28	2-6	0-2	2-2	0	4	4	2	4	1	0	0	6	-5
Feb. 1	at Oregon															
Feb. 4	at Washington															
Feb. 8	NORTHWESTERN															
Feb. 11	at Maryland															
Feb. 14	PURDUE															
Feb. 17	NEBRASKA															
Feb. 22	at Wisconsin															
Feb. 25	OHIO STATE															
Feb. 28	at Penn State															
March 5	MICHIGAN															
March 8	at Nebraska															

COMB'S CAREER STATISTICS

YEAR	GP/GS	MIN	FG-FGA	PCT	3-PT	PCT	FT-FTA	PCT	O-D=RB	AVG	PF-DI	AST	TO	BLK	STL	PTS	AVG
\$ Fr.	27/1	283	25-52	.481	5-15	.333	18-30	.600	7-20=27	1.0	18-0	19	15	5	13	73	2.7
*Soph.	31/0	402	46-90	.511	3-15	.200	24-30	.800	19-42=61	2.0	26-0	28	27	3	11	119	3.8
Junior	20/16	540	45-90	.500	11-28	.393	25-29	.862	8-42=50	2.5	30-0	56	28	2	17	126	6.3
TOTALS	78/17	1,224	116-232	.500	19-58	.328	67-89	.753	34-104=138	1.8	74-0	103	70	10	41	318	4.1

\$ at Wyoming | *at Drake



14



BENNETT STIRTZ

G | 6-4 | 180 | Sr.-TR | Liberty, Mo. | Liberty | Northwest Missouri State | Drake

bennett_stirtz

bennett_stirtz



SUPERLATIVES

	FR	SO	JR	SR	CAR
10+ Points	24	27	33	18	102
20+ Points	2	11	20	10	44
30+ Points	--	--	2	--	2
3+ 3FGM	3	4	9	7	22
5+ Rebounds	14	11	17	3	46
5+ Assists	10	10	20	12	52
10+ Assists	1	--	2	--	3
3+ Steals	8	7	13	4	32
Double-Doubles	--	--	2	--	2

CAREER HIGHS

POINTS

Season _____ 29 vs. Ole Miss, 11/25/25
Career _____ 30, 2X, last at Southern Illinois, 2/1/25
Big Ten _____ 27, 2X, last at Indiana, 1/17/26

FIELD GOALS MADE

Season _____ 10 vs. Maryland, 12/6/25
Career _____ 12 at UIC, 1/1/25
Big Ten _____ 10 vs. Maryland, 12/6/25

FIELD GOALS ATTEMPTED

Season _____ 21 vs. Rutgers, 1/20/26
Career _____ 21, 2X, last vs. Rutgers, 1/20/26
Big Ten _____ 21 vs. Rutgers, 1/20/26

3-POINT FIELD GOALS MADE

Season _____ 6 vs. Ole Miss, 11/25/25
Career _____ 6, 2X, last vs. Ole Miss, 11/25/25
Big Ten _____ 4, 2X, last vs. UCLA, 1/3/26

3-POINT FIELD GOALS ATTEMPTED

Season _____ 10 at Minnesota, 1/6/25
Career _____ 12 vs. Southwest Minnesota State, 11/11/23
Big Ten _____ 10 at Minnesota, 1/6/25

FREE THROWS MADE

Season _____ 10 at Indiana, 1/17/26
Career _____ 13 at Lincoln (Mo.), 1/27/24
Big Ten _____ 10 at Indiana, 1/17/26

FREE THROWS ATTEMPTED

Season _____ 11 at Indiana, 1/17/26
Career _____ 13 at Lincoln (Mo.), 1/27/24
Big Ten _____ 11 at Indiana, 1/17/26

REBOUNDS

Season _____ 8 vs. Xavier, 11/14/25
Career _____ 10 at UNI, 2/23/25
Big Ten _____ 4, 2X, last vs. Rutgers, 1/20/26

ASSISTS

Season _____ 9 vs. SEMO, 11/18/25
Career _____ 12 at UIC, 1/1/25
Big Ten _____ 6, 2X, last vs. #16 Illinois, 1/11/26

BLOCKED SHOTS

Season _____ 1, 3X, last vs. Rutgers, 1/20/26
Career _____ 3 vs. Pittsburg State, 3/10/24
Big Ten _____ 1 vs. Rutgers, 1/20/26

STEALS

Season _____ 4 vs. Robert Morris, 11/4/25
Career _____ 5 vs. Murray State, 1/5/25
Big Ten _____ 3 vs. USC, 1/28/26

MINUTES

Season _____ 40:00, 7X, last vs. USC, 1/28/26
Career _____ 45, 5X, last vs. Missouri State, 3/2/25
Big Ten _____ 40:00, 2X, last vs. USC, 1/28/26

SEASON STATS

PPG	RPG	APG	FG%	3FG%	FT%
18.4	2.6	4.9	.476	.373	.837

STIRTZ AT A GLANCE

• Among active players, Stirtz is the only player nationally to rank in the top 10 nationally in scoring and assists... he is fifth in scoring (1,986) and steals (214) and eighth in assists (529)... 14 points shy of 2,000 for his career.
• MVP of the Acrisure Classic... has started 116 consecutive games... has scored in double figures in 18 games with 10 20+ point contests (five in B1G play)... has seven games with three or more 3-pointers and 12 games with five or more assists... leading team in points, assists and steals... has six games without committing a turnover.

TOP PERFORMANCES

• Had 20 points, three rebounds, three steals and two assists in win over USC... made two free throws with 4.6 seconds left to give Iowa the one point lead... finished with a game-high 27 points on 7-of-13 shooting (3-of-5 3PT) and went 10-of-11 from free throw line in road win at Indiana... also had five assists and three rebounds... had 20 points, five assists, four rebounds and two steals in win over Rutgers... led all scorers with 19 points to go along with four assists and three rebounds at No. 5 Purdue... finished with 21 points -- all in the second half -- at Minnesota... scored game-high 27 points on 8-of-10 shooting with four 3-pointers and went 7-of-7 from free throw line in win over UCLA... scored 22 points on 7-of-13 shooting (7-of-7 FT) and had eight assists in win

LAST GAME

PTS	REB	AST	FG	3FG	FT
20	3	2	6-12	2-4	6-6

over UMass Lowell... netted 25 points (10-of-17 FG, 4-of-8 3PT) in B1G win over Maryland... scored 29 points on 9-of-20 shooting with six 3-pointers in the win over Ole Miss... had 13 points, five assists, three steals vs. GCU in Acrisure title game... had 15 points, nine assists and zero turnovers against SEMO... finished with 21 points (7-of-13 FG, 7-8 FT), eight rebounds, three assists and two steals against Xavier... scored 24 points (7-of-11 shooting, 4-of-7 3PT) to go along with seven assists (zero turnovers) and two steals against Western Illinois... finished with 19 points, six assists and four steals in Iowa debut against Robert Morris.

BACKGROUND

One of top players in college basketball... played two seasons at Northwest Missouri State and one at Drake under McCollum... preseason All-American and All-Big Ten... 2025 MVC Player and Newcomer of the Year... All-American in first season in Division I... led MVC in scoring (19.2), steals (2.21), assist-to-turnover ratio (2.86), while ranking second in assists (5.7)... first MVC player to have 600+ points, 200+ assists and 70+ steals... got engaged this summer to Taygen Brown... father, Roger, was his high school coach... avid disc golfer.

2025-26 GAME-BY-GAME STATISTICS

Date	Opponent	GS	MIN	FG	3PT	FT	O	D	TR	PF	AST	TO	STL	BLK	PTS	+/-
Nov. 4	ROBERT MORRIS	*	35:25	6-10	2-5	5-6	0	0	0	1	6	4	4	1	19	+31
Nov. 7	WESTERN ILLINOIS	*	40:00	7-11	4-7	6-6	0	1	1	3	7	0	2	0	24	+19
Nov. 14	XAVIER	*	40:00	7-13	0-1	7-8	2	6	8	3	3	4	2	0	21	+19
Nov. 18	SEMO	*	32:58	4-8	2-4	5-6	1	0	1	1	9	0	1	0	15	+29
Nov. 20	CHICAGO STATE	*	36:10	3-5	1-3	2-2	0	5	5	2	6	2	0	0	9	+36
Nov. 25	vs. Ole Miss	*	40:00	9-20	6-8	5-6	0	3	3	3	2	1	0	0	29	+5
Nov. 26	vs. Grand Canyon	*	40:00	5-15	1-7	2-4	1	1	2	2	5	0	3	0	13	+13
Dec. 2	at Michigan State	*	36:58	4-10	3-8	3-6	0	2	2	2	4	4	2	0	14	-23
Dec. 6	MARYLAND	*	38:07	10-17	4-8	1-1	0	1	1	1	2	0	2	0	25	+23
Dec. 11	at Iowa State	*	40:00	3-11	3-8	1-2	0	5	5	2	4	3	1	0	10	-4
Dec. 14	WESTERN MICHIGAN	*	24:11	5-8	2-4	1-1	0	1	1	2	6	0	1	1	13	+43
Dec. 20	vs. Bucknell	*	32:20	4-8	0-3	0-0	0	2	2	1	6	0	3	0	8	+45
Dec. 29	UMASS LOWELL	*	32:06	7-13	1-4	7-7	0	1	1	1	8	2	2	0	22	+32
Jan. 3	UCLA	*	34:27	8-10	4-6	7-7	0	4	4	4	5	4	2	0	27	+20
Jan. 6	at Minnesota	*	28:32	6-17	2-10	7-10	0	1	1	3	2	3	0	0	21	-5
Jan. 11	ILLINOIS	*	32:55	5-17	2-8	0-0	0	1	1	4	6	1	0	0	12	-13
Jan. 14	at Purdue	*	36:56	7-15	2-9	3-4	0	3	3	2	4	3	0	0	19	-2
Jan. 17	at Indiana	*	38:29	7-13	3-5	10-11	0	3	3	3	5	2	0	0	27	+22
Jan. 20	RUTGERS	*	40:00	8-21	0-6	4-5	0	4	4	1	5	5	2	1	20	+6
Jan. 28	USC	*	40:00	6-12	2-4	6-6	0	3	3	2	2	4	3	0	20	+1
Feb. 1	at Oregon															
Feb. 4	at Washington															
Feb. 8	NORTHWESTERN															
Feb. 11	at Maryland															
Feb. 14	PURDUE															
Feb. 17	NEBRASKA															
Feb. 22	at Wisconsin															
Feb. 25	OHIO STATE															
Feb. 28	at Penn State															
March 5	MICHIGAN															
March 8	at Nebraska															


STIRTZ'S CAREER STATISTICS

YEAR	GP/GS	MIN	FG-FGA	PCT	3-PT	PCT	FT-FTA	PCT	O-D=RB	AVG	PF-DI	AST	TO	BLK	STL	PTS	AVG
\$ Fresh,	34/27	1174	152-253	.601	39-89	.438	86-102	.843	9-124=133	3.9	46-0	114	50	10	65	429	12.6
\$ Soph.	34/34	1171	172-337	.510	36-110	.327	136-163	.834	22-97=119	3.5	62-0	118	56	10	47	516	15.2
*Junior	35/35	1379	233-468	.498	64-162	.395	143-180	.794	21-129=150	4.3	50-0	200	70	9	72	673	19.2
Senior	20/20	720	121-254	.476	44-118	.373	82-98	.837	4-47=51	2.6	43-0	97	42	3	30	368	18.4
TOTALS	123/116	4,441	678-1312	.517	183-479	.382	447-543	.823	56-397=453	3.7	201-0	529	218	32	214	1,986	16.1

\$ at Northwest Missouri State | * at Drake

Iowa

15



BRENDAN HAUSEN

G | 6-4 | 205 | Sr.-TR | Amarillo, Texas | Amarillo | Villanova | Kansas State



HausenBrendan



brendanhausen



SUPERLATIVES

	FR	SO	JR	SR	CAR
10+ Points	3	9	20	2	34
15+ Points	1	4	8	--	13
20+ Points	--	--	2	--	2
3+ 3FGM	3	12	18	3	36
5+ 3FGM	1	3	5	--	9
5+ Rebounds	--	1	3	--	4
5+ Assists	--	--	--	--	--
3+ Steals	--	--	1	--	1
Double-Doubles	--	--	--	--	--

CAREER HIGHS

POINTS

Season 13 vs. Western Michigan, 12/14/25
Career 27 at St. John's (NY), 12/7/24
Big Ten 7 at #7 Michigan State, 12/2/25

FIELD GOALS MADE

Season 4 vs. Western Michigan, 12/14/25
Career 9 at St. John's (NY), 12/7/24
Big Ten 2 at #7 Michigan State, 12/2/25

FIELD GOALS ATTEMPTED

Season 8 vs. Western Michigan, 12/14/25
Career 17 at St. John's (NY), 12/7/24
Big Ten 4 at #7 Michigan State, 12/2/25

3-POINT FIELD GOALS MADE

Season 4 vs. Western Michigan, 12/14/25
Career 6, 3X, last at St. John's (NY), 12/7/24
Big Ten 1, 2X, last at Minnesota, 1/6/25

3-POINT FIELD GOALS ATTEMPTED

Season 7, 2X, last vs. Western Michigan, 12/14/25
Career 12 vs. Liberty, 11/24/24
Big Ten 3, 2X, last at Minnesota, 1/6/25

FREE THROWS MADE

Season 7 vs. Robert Morris, 11/4/25
Career 9 at Iowa State, 2/1/25
Big Ten 2 at #7 Michigan State, 12/2/25

FREE THROWS ATTEMPTED

Season 7 vs. Robert Morris, 11/4/25
Career 9 at Iowa State, 2/1/25
Big Ten 2 at #7 Michigan State, 12/2/25

REBOUNDS

Season 4 vs. Western Michigan, 11/4/25
Career 6 vs. Seton Hall, 2/11/24
Big Ten 1 at Indiana, 1/17/26

ASSISTS

Season 2 vs. Western Michigan, 12/14/25
Career 4 vs. Cincinnati, 12/30/24
Big Ten --

BLOCKED SHOTS

Season --
Career 1, 4X, last at Wichita State, 12/21/24
Big Ten --

STEALS

Season 1, 2X, last vs. UMass Lowell, 12/29/25
Career 3 at Iowa State, 2/1/25
Big Ten 1 at Minnesota, 1/6/25

MINUTES

Season 19:55 vs. SEMO, 11/18/25
Career 38 at St. John's (NY), 12/7/24
Big Ten 7:29 at Minnesota, 1/6/25

SEASON STATS

PPG	RPG	APG	FG%	3FG%	FT%
4.2	0.8	0.2	.353	.356	1.000

HAUSEN AT A GLANCE

• Has seen action in 15 contests... averaging 4.2 points and 0.8 rebounds in a reserve role... 16 of his 18 field goals have come from 3-point range... made his Hawkeye debut against Robert Morris.

TOP PERFORMANCES

• Had a season-high 13 points, going 4-of-7 from 3-point range, in win over Western Michigan... scored 10 points on 1-of-3 shooting and went 7-of-7 from free throw line against Robert Morris in his Iowa debut... made three 3-pointers, finishing with nine points against SEMO and Chicago State.

BACKGROUND

Transferred to Iowa after two seasons at Villanova and one season at Kansas State... nicknamed the "Amarillo Assassin" as one of the top shooting guards in the Class of 2022 at Amarillo High School in Amarillo, Texas... scored 2,208 points -- the most in school history.

LAST GAME

PTS	REB	AST	FG	3FG	FT
0-2	0-2	0	0	0	0

2025-26 GAME-BY-GAME STATISTICS

Date	Opponent	GS	MIN	FG	3PT	FT	O	D	TR	PF	AST	TO	STL	BLK	PTS	+/-
Nov. 4	ROBERT MORRIS	14:31	1-3	1-2	7-7	0	2	2	2	0	0	0	0	0	10	+6
Nov. 7	WESTERN ILLINOIS	9:58	0-4	0-4	0-0	0	4	4	0	0	1	0	0	0	0	+1
Nov. 14	XAVIER	9:19	1-3	1-2	0-0	0	0	0	2	0	1	0	0	0	3	+1
Nov. 18	SEMO	19:55	3-6	3-5	0-0	0	2	2	0	1	0	0	0	0	9	0
Nov. 20	CHICAGO STATE	15:23	3-7	3-7	0-0	0	0	0	1	1	0	0	0	0	9	+19
Nov. 25	vs. Ole Miss	8:14	0-1	0-1	0-0	0	0	0	1	0	0	0	0	0	0	+1
Nov. 26	vs. Grand Canyon	0:03	0-0	0-0	0-0	0	0	0	0	0	0	0	0	0	0	0
Dec. 2	at Michigan State	7:23	2-4	1-3	2-2	0	0	0	0	0	0	0	0	0	7	-6
Dec. 6	MARYLAND	--	--	--	--	--	--	--	--	--	--	--	--	--	--	--
Dec. 11	at Iowa State	4:08	0-1	0-1	0-0	0	0	0	0	0	0	0	0	0	0	+1
Dec. 14	WESTERN MICHIGAN	19:01	4-8	4-7	1-1	0	0	0	3	2	0	0	0	0	13	+17
Dec. 20	vs. Bucknell	15:27	3-6	2-5	1-1	0	3	3	2	0	0	1	0	0	9	+26
Dec. 29	UMASS LOWELL	9:12	0-2	0-2	0-0	0	0	0	0	0	0	1	0	0	0	-4
Jan. 3	UCLA	--	--	--	--	--	--	--	--	--	--	--	--	--	--	--
Jan. 6	at Indiana	7:29	1-3	1-3	0-0	0	0	0	3	0	0	1	0	0	3	+10
Jan. 11	ILLINOIS	--	--	--	--	--	--	--	--	--	--	--	--	--	--	--
Jan. 14	at Purdue	--	--	--	--	--	--	--	--	--	--	--	--	--	--	--
Jan. 17	at Indiana	1:31	0-1	0-1	0-0	0	1	1	0	0	0	0	0	0	0	-5
Jan. 20	RUTGERS	--	--	--	--	--	--	--	--	--	--	--	--	--	--	--
Jan. 28	USC	4:55	0-2	0-2	0	0	0	0	1	0	0	0	0	0	0	+1
Feb. 1	at Oregon	--	--	--	--	--	--	--	--	--	--	--	--	--	--	--
Feb. 4	at Washington	--	--	--	--	--	--	--	--	--	--	--	--	--	--	--
Feb. 8	NORTHWESTERN	--	--	--	--	--	--	--	--	--	--	--	--	--	--	--
Feb. 11	at Maryland	--	--	--	--	--	--	--	--	--	--	--	--	--	--	--
Feb. 14	PURDUE	--	--	--	--	--	--	--	--	--	--	--	--	--	--	--
Feb. 17	NEBRASKA	--	--	--	--	--	--	--	--	--	--	--	--	--	--	--
Feb. 22	at Wisconsin	--	--	--	--	--	--	--	--	--	--	--	--	--	--	--
Feb. 25	OHIO STATE	--	--	--	--	--	--	--	--	--	--	--	--	--	--	--
Feb. 28	at Penn State	--	--	--	--	--	--	--	--	--	--	--	--	--	--	--
March 5	MICHIGAN	--	--	--	--	--	--	--	--	--	--	--	--	--	--	--
March 8	at Nebraska	--	--	--	--	--	--	--	--	--	--	--	--	--	--	--

HAUSEN'S CAREER STATISTICS

YEAR	GP/GS	MIN	FG-FGA	PCT	3-PT	PCT	FT-FTA	PCT	O-D=RB	AVG	PF-DI	AST	TO	BLK	STL	PTS	AVG
\$ Fresh.	32/0	286	31-70	.443	27-63	.429	10-12	.833	2-13=15	0.5	24-0	12	6	0	7	99	3.1
\$ Soph.	34/0	600	69-176	.392	61-160	.381	13-15	.867	3-52=55	1.6	36-0	16	19	1	13	212	6.2
* Junior	33/33	911	108-277	.390	90-232	.388	54-66	.818	5-77=82	2.5	41-0	28	22	3	19	360	10.9
Senior	15/0	146	18-51	.353	16-45	.356	11-11	1.000	0-12=12	0.8	15-0	4	2	0	3	63	4.2
TOTALS	114/33	1,943	226-574	.394	194-500	.388	88-104	.846	10-154=164	1.4	116-0	60	49	4	42	734	6.4

\$ at Villanova | *at Kansas State



20



TREY THOMPSON

F | 6-8 | 220 | Fr.-HS | Greenville, Tenn. | Greenville

X treyyy_2k

Instagram treyyy.2k



SUPERLATIVES

	FR
10+ Points	--
15+ Points	--
20+ Points	--
2+ 3FGM	--
5+ Rebounds	--
5+ Assists	--
3+ Steals	--
3+ Blocks	--
Double-Doubles	--

CAREER HIGHS

POINTS	
Season	--
Career	--
Big Ten	--

FIELD GOALS MADE	
Season	--
Career	--
Big Ten	--

FIELD GOALS ATTEMPTED	
Season	--
Career	--
Big Ten	--

3-POINT FIELD GOALS MADE	
Season	--
Career	--
Big Ten	--

3-POINT FIELD GOALS ATTEMPTED	
Season	--
Career	--
Big Ten	--

FREE THROWS MADE	
Season	--
Career	--
Big Ten	--

FREE THROWS ATTEMPTED	
Season	--
Career	--
Big Ten	--

REBOUNDS	
Season	--
Career	--
Big Ten	--

ASSISTS	
Season	--
Career	--
Big Ten	--

BLOCKED SHOTS	
Season	--
Career	--
Big Ten	--

STEALS	
Season	--
Career	--
Big Ten	--

MINUTES	
Season	--
Career	--
Big Ten	--

SEASON STATS

PPG	RPG	APG	FG%	3FG%	FT%
--	--	--	--	--	--

THOMPSON AT A GLANCE

• Has not seen any game action... redshirting in 2025-26 season.

TOP PERFORMANCES

BACKGROUND

Reclassified from the Class of 2026 to the Class of 2025, bypassing his senior year of high school... four-star prospect by On3 and 247Sports... ranked as the No. 59 player in Class of 2026 and No. 2 player in Tennessee... averaged 18.4 points, 6.6 rebounds and 1.4 assists on 3SSB Circuit... two-time finalist for Tennessee Class 3A Mr. Basketball Award.

LAST GAME

PTS	REB	AST	FG	3FG	FT
--	--	--	--	--	--

2025-26 GAME-BY GAME STATISTICS

Date	Opponent	GS	MIN	FG	3PT	FT	O	D	TR	PF	AST	TO	STL	BLK	PTS	+/-
Nov. 4	ROBERT MORRIS	--	--	--	--	--	--	--	--	--	--	--	--	--	--	--
Nov. 7	WESTERN ILLINOIS	--	--	--	--	--	--	--	--	--	--	--	--	--	--	--
Nov. 14	XAVIER	--	--	--	--	--	--	--	--	--	--	--	--	--	--	--
Nov. 18	SEMO	--	--	--	--	--	--	--	--	--	--	--	--	--	--	--
Nov. 20	CHICAGO STATE	--	--	--	--	--	--	--	--	--	--	--	--	--	--	--
Nov. 25	vs. Ole Miss	--	--	--	--	--	--	--	--	--	--	--	--	--	--	--
Nov. 26	vs. Grand Canyon	--	--	--	--	--	--	--	--	--	--	--	--	--	--	--
Dec. 2	at Michigan State	--	--	--	--	--	--	--	--	--	--	--	--	--	--	--
Dec. 6	MARYLAND	--	--	--	--	--	--	--	--	--	--	--	--	--	--	--
Dec. 11	at Iowa State	--	--	--	--	--	--	--	--	--	--	--	--	--	--	--
Dec. 14	WESTERN MICHIGAN	--	--	--	--	--	--	--	--	--	--	--	--	--	--	--
Dec. 20	vs. Bucknell	--	--	--	--	--	--	--	--	--	--	--	--	--	--	--
Dec. 29	UMASS LOWELL	--	--	--	--	--	--	--	--	--	--	--	--	--	--	--
Jan. 3	UCLA	--	--	--	--	--	--	--	--	--	--	--	--	--	--	--
Jan. 6	at Minnesota	--	--	--	--	--	--	--	--	--	--	--	--	--	--	--
Jan. 11	ILLINOIS	--	--	--	--	--	--	--	--	--	--	--	--	--	--	--
Jan. 14	at Purdue	--	--	--	--	--	--	--	--	--	--	--	--	--	--	--
Jan. 17	at Indiana	--	--	--	--	--	--	--	--	--	--	--	--	--	--	--
Jan. 20	RUTGERS	--	--	--	--	--	--	--	--	--	--	--	--	--	--	--
Jan. 28	USC	--	--	--	--	--	--	--	--	--	--	--	--	--	--	--
Feb. 1	at Oregon	--	--	--	--	--	--	--	--	--	--	--	--	--	--	--
Feb. 4	at Washington	--	--	--	--	--	--	--	--	--	--	--	--	--	--	--
Feb. 8	NORTHWESTERN	--	--	--	--	--	--	--	--	--	--	--	--	--	--	--
Feb. 11	at Maryland	--	--	--	--	--	--	--	--	--	--	--	--	--	--	--
Feb. 14	PURDUE	--	--	--	--	--	--	--	--	--	--	--	--	--	--	--
Feb. 17	NEBRASKA	--	--	--	--	--	--	--	--	--	--	--	--	--	--	--
Feb. 22	at Wisconsin	--	--	--	--	--	--	--	--	--	--	--	--	--	--	--
Feb. 25	OHIO STATE	--	--	--	--	--	--	--	--	--	--	--	--	--	--	--
Feb. 28	at Penn State	--	--	--	--	--	--	--	--	--	--	--	--	--	--	--
March 5	MICHIGAN	--	--	--	--	--	--	--	--	--	--	--	--	--	--	--
March 8	at Nebraska	--	--	--	--	--	--	--	--	--	--	--	--	--	--	--

THOMPSON'S CAREER STATISTICS

YEAR	GP/GS	MIN	FG-FGA	PCT	3-PT	PCT	FT-FTA	PCT	O-D=RB	AVG	PF-DI	AST	TO	BLK	STL	PTS	AVG
Fresh.	--	--	--	--	--	--	--	--	--	--	--	--	--	--	--	--	--
TOTALS	--	--	--	--	--	--	--	--	--	--	--	--	--	--	--	--	--

23



ISAIA HOWARD

G | 6-5 | 200 | So.-TR | Plattsburg, Mo. | Plattsburg | Drake



isaiahoward1



isaiahoward_23



SUPERLATIVES

	FR	SO	CAR
10+ Points	3	4	10
15+ Points	1	1	2
20+ Points	1	--	1
3+ 3FGM	1	1	2
5+ Rebounds	7	5	12
5+ Assists	--	--	--
3+ Steals	3	5	8
Double-Doubles	--	--	--

CAREER HIGHS

POINTS

Season	19 vs. Grand Canyon, 11/26/25
Career	21 vs. Southern Illinois, 3/7/25
Big Ten	11 vs. UCLA, 1/3/26

FIELD GOALS MADE

Season	7 vs. Grand Canyon, 11/26/25
Career	8 vs. Southern Illinois, 3/7/25
Big Ten	5 at Minnesota, 1/6/25

FIELD GOALS ATTEMPTED

Season	13 at Minnesota, 1/6/25
Career	17 vs. Southern Illinois, 3/7/25
Big Ten	13 at Minnesota, 1/6/25

3-POINT FIELD GOALS MADE

Season	3 vs. Grand Canyon, 11/26/25
Career	4 vs. Southern Illinois, 3/7/25
Big Ten	1, 5X, last vs. USC, 1/28/26

3-POINT FIELD GOALS ATTEMPTED

Season	5, 2X, last vs. UCLA, 1/3/26
Career	9 vs. Southern Illinois, 3/7/25
Big Ten	5 vs. UCLA, 1/3/26

FREE THROWS MADE

Season	6 vs. Robert Morris, 11/4/25
Career	2, 5X, last vs. Missouri State, 3/2/25
Big Ten	2, 3X, last vs. Rutgers, 1/20/26

FREE THROWS ATTEMPTED

Season	8 vs. Robert Morris, 11/4/25
Career	4 vs. Southern Illinois, 3/7/25
Big Ten	2, 3X, last vs. Rutgers, 1/20/26

REBOUNDS

Season	8 vs. Rutgers, 1/20/26
Career	8 vs. Rutgers, 1/20/26
Big Ten	8 vs. Rutgers, 1/20/26

ASSISTS

Season	4 vs. Western Illinois, 11/7/25
Career	4 vs. Western Illinois, 11/7/25
Big Ten	3 vs. USC, 1/28/26

BLOCKED SHOTS

Season	1, 7X, last vs. Rutgers, 1/20/26
Career	2 at Evansville, 2/26/25
Big Ten	1, 2X, last vs. Rutgers, 1/20/26

STEALS

Season	7 vs. Bucknell, 12/20/25
Career	7 vs. Bucknell, 12/20/25
Big Ten	3, 2X, last vs. USC, 1/28/26

MINUTES

Season	29:32 vs. UCLA, 1/3/26
Career	36 vs. Southern Illinois, 3/7/25
Big Ten	29:32 vs. UCLA, 1/3/26

SEASON STATS

PPG	RPG	APG	FG%	3FG%	FT%
6.7	3.1	1.2	.500	.289	.750

HOWARD AT A GLANCE

• Has started four games as the shooting guard... averaging 6.7 points, 3.1 rebounds, 1.2 steals and 1.3 assists... shooting 50 percent from the field.

TOP PERFORMANCES

• Had breakout performance in Acrisure Classic title game against Grand Canyon, finishing with a game-high 19 points on 7-of-10 shooting with three 3-pointers and six rebounds... had a career-high seven steals -- the most by a Hawkeye since 2010 and the fourth-most in a game in school history -- in the win over Bucknell... had a career-high eight rebounds and six points with a team-best +22 plus/minus in the win over Rutgers... finished with 11 points and five rebounds in win over UCLA... scored 10 points and had six rebounds at Minnesota... finished with 10 points on 2-of-3 shooting (6-of-8 FT) in Iowa debut against Robert Morris in his first career start.

LAST GAME

PTS	REB	AST	FG	3FG	FT
7	3	3	3-5	1-2	0-1

BACKGROUND

Transferred to Iowa from Drake... played in 30 games as freshman... 2024 Missouri Class 2 Player of the Year after averaging 34.4 points, 13.2 rebounds, 4.3 assists and 5.6 steals... scored 3,001 prep points and had 541 steals (16th-most all-time on prep list)... posted 77 double-doubles with four triple doubles.

2025-26 GAME-BY-GAME STATISTICS

Date	Opponent	GS	MIN	FG	3PT	FT	O	D	TR	PF	AST	TO	STL	BLK	PTS	+/-
Nov. 4	ROBERT MORRIS	*	23:20	2-3	0-1	6-8	1	1	2	2	2	0	1	0	10	+27
Nov. 7	WESTERN ILLINOIS	*	25:35	3-6	1-2	1-2	0	2	2	0	4	0	3	0	8	+14
Nov. 14	XAVIER	*	13:58	1-2	0-1	0-0	0	1	1	3	1	3	0	0	2	+6
Nov. 18	SEMO	*	15:57	3-6	0-3	1-2	1	1	2	0	0	2	1	0	7	+12
Nov. 20	CHICAGO STATE		12:45	4-6	0-2	0-0	2	1	3	0	3	1	0	1	8	+15
Nov. 25	vs. Ole Miss		12:49	2-6	0-3	0-1	2	2	4	1	0	1	0	0	4	-5
Nov. 26	vs. Grand Canyon		29:07	7-10	3-5	2-2	1	5	6	3	0	1	1	1	19	+15
Dec. 2	at Michigan State		21:29	1-6	1-2	2-2	0	1	1	2	1	0	0	0	5	-8
Dec. 6	MARYLAND		20:53	1-2	0-0	0-0	1	2	3	4	1	1	3	0	2	+10
Dec. 11	at Iowa State		19:38	3-5	1-1	0-0	1	1	2	2	3	1	3	1	7	+7
Dec. 14	WESTERN MICHIGAN		26:00	2-6	0-3	2-2	2	4	6	2	1	0	0	1	6	+26
Dec. 20	vs. Bucknell		16:26	3-4	0-0	0-0	1	1	2	2	1	0	7	0	6	+35
Dec. 29	UMASS LOWELL		18:48	2-3	1-1	0-0	0	2	2	3	0	0	2	1	5	+14
Jan. 3	UCLA		29:32	4-10	1-5	2-2	2	3	5	3	0	0	0	0	11	+5
Jan. 6	at Minnesota		27:38	5-13	0-4	0-0	2	4	6	4	2	2	0	1	10	+1
Jan. 11	ILLINOIS		12:07	3-4	1-1	0-0	1	1	2	2	1	0	0	0	7	-10
Jan. 14	at Purdue		6:04	0-0	0-0	0-0	0	0	0	1	0	2	0	0	0	-3
Jan. 17	at Indiana		9:28	1-3	1-2	0-0	0	1	1	0	0	0	0	0	3	-11
Jan. 20	RUTGERS		23:56	2-4	0-0	2-2	2	6	8	3	1	1	2	1	6	+22
Jan. 28	USC		24:49	3-5	1-2	0-1	1	2	3	2	3	0	3	1	7	+7
Feb. 1	at Oregon															
Feb. 4	at Washington															
Feb. 8	NORTHWESTERN															
Feb. 11	at Maryland															
Feb. 14	PURDUE															
Feb. 17	NEBRASKA															
Feb. 22	at Wisconsin															
Feb. 25	OHIO STATE															
Feb. 28	at Penn State															
March 5	MICHIGAN															
March 8	at Nebraska															

HOWARD'S CAREER STATISTICS

YEAR	GP/GS	MIN	FG-FGA	PCT	3-PT	PCT	FT-FTA	PCT	O-D=RB	AVG	PF-DI	AST	TO	BLK	STL	PTS	AVG
*Fresh.	30/0	462	54-124	.435	14-45	.311	13-29	.448	30-45=75	2.5	60-1	25	19	9	33	135	4.5
Soph.	20/5	390	52-104	.500	11-38	.289	18-24	.750	20-41=61	3.1	39-0	24	15	8	26	133	6.7
TOTALS	50/5	847	106-228	.465	25-83	.301	31-53	.585	50-86=136	2.7	98-1	49	34	17	59	268	5.4

*at Drake



24



TATE SAGE

G | 6-7 | 200 | Fr.-HS | Weatherford, Okla. | Weatherford



TateSage2



tatesage2



SUPERLATIVES

	FR
10+ Points	5
15+ Points	1
20+ Points	--
3+ 3FGM	2
5+ Rebounds	2
5+ Assists	--
3+ Steals	1
Double-Doubles	--

CAREER HIGHS

POINTS	
Season	17 vs. Rutgers, 1/20/26
Career	17 vs. Rutgers, 1/20/26
Big Ten	17 vs. Rutgers, 1/20/26

FIELD GOALS MADE	
Season	5, 2X, last vs. Rutgers, 1/20/26
Career	5, 2X, last vs. Rutgers, 1/20/26
Big Ten	5, 2X, last vs. Rutgers, 1/20/26

FIELD GOALS ATTEMPTED	
Season	9 vs. Maryland, 12/6/25
Career	9 vs. Maryland, 12/6/25
Big Ten	9 vs. Maryland, 12/6/25

3-POINT FIELD GOALS MADE	
Season	4 vs. Rutgers, 1/20/26
Career	4 vs. Rutgers, 1/20/26
Big Ten	4 vs. Rutgers, 1/20/26

3-POINT FIELD GOALS ATTEMPTED	
Season	6, 2X, last vs. Rutgers, 1/20/26
Career	6, 2X, last vs. Rutgers, 1/20/26
Big Ten	6 vs. Rutgers, 1/20/26

FREE THROWS MADE	
Season	5 vs. SEMO, 11/18/25
Career	5 vs. SEMO, 11/18/25
Big Ten	4 vs. #16 Illinois, 1/11/26

FREE THROWS ATTEMPTED	
Season	6, 3X, last vs. Chicago State, 11/20/25
Career	6, 3X, last vs. Chicago State, 11/20/25
Big Ten	4, 2X, last vs. Rutgers, 1/20/26

REBOUNDS	
Season	5, 2X, last at Minnesota, 1/6/25
Career	5, 2X, last at Minnesota, 1/6/25
Big Ten	5 at Minnesota, 1/6/25

ASSISTS	
Season	3 vs. Maryland, 12/6/25
Career	3 vs. Maryland, 12/6/25
Big Ten	3 vs. Maryland, 12/6/25

BLOCKED SHOTS	
Season	1, 4X, last at #5 Purdue, 1/14/26
Career	1, 4X, last at #5 Purdue, 1/14/26
Big Ten	1, 2X, last at #5 Purdue, 1/14/26

STEALS	
Season	3 vs. SEMO, 11/18/25
Career	3 vs. SEMO, 11/18/25
Big Ten	2 vs. USC, 1/28/26

MINUTES	
Season	30:06 vs. Rutgers, 1/20/26
Career	30:06 vs. Rutgers, 1/20/26
Big Ten	30:06 vs. Rutgers, 1/20/26

SEASON STATS

PPG	RPG	APG	FG%	3FG%	FT%
6.8	2.2	1.1	.500	.395	.682

SAGE AT A GLANCE

• Reserve guard... elite cutter... has been in double digits in five games... averaging 6.8 points, 2.2 rebounds and 1.1 assists per game in 18.3 minutes.

TOP PERFORMANCES

• Scored a career-high 17 points on 5-of-7 shooting with four 3-pointers in win over Rutgers... had 13 points, making 4-of-6 field goals, and had four rebounds against Illinois... played career-high 29 minutes, including all 20 in second half... reached double figures for the first time in his career against Chicago State, finishing with 13 points on 4-of-7 shooting... finished with 12 points on 5-of-9 shooting and had four rebounds against Maryland... scored eight points at Iowa State with a team-best +9 plus/minus... finished with 11 points on 4-of-7 shooting with three 3-pointers against Western Michigan.

LAST GAME

PTS	REB	AST	FG	3FG	FT
1	0	0	0-4	0-3	1-2

BACKGROUND

Originally signed with Drake before following Ben McCollum to Iowa... earned all-state honors as senior after averaging 13.1 points... led Weatherford to 110-12 record during high school... has a twin brother, Ethan, who plays at Pittsburg State.

2025-26 GAME-BY-GAME STATISTICS

Date	Opponent	GS	MIN	FG	3PT	FT	O	D	TR	PF	AST	TO	STL	BLK	PTS	+/-
Nov. 4	ROBERT MORRIS	16:24	0-1	0-0	3-6	1	2	3	3	3	2	1	0	0	3	+9
Nov. 7	WESTERN ILLINOIS	24:10	3-8	1-6	1-2	1	0	1	2	1	1	0	0	0	8	+15
Nov. 14	XAVIER	11:51	3-3	1-1	1-2	0	0	0	0	1	1	0	0	0	8	+14
Nov. 18	SEMO	18:27	1-4	0-1	5-6	3	2	5	3	2	1	3	1	1	7	+17
Nov. 20	CHICAGO STATE	15:57	4-7	1-4	4-6	1	2	3	1	1	0	0	0	0	13	+11
Nov. 25	vs. Ole Miss	3:59	0-0	0-0	0-0	0	0	0	0	0	0	0	0	0	0	-1
Nov. 26	vs. Grand Canyon	3:52	0-1	0-0	0-0	1	0	1	0	0	0	0	0	0	0	+3
Dec. 2	at Michigan State	12:12	1-3	0-1	1-2	0	2	2	3	0	0	0	0	0	3	-13
Dec. 6	MARYLAND	20:03	5-9	1-2	1-2	1	3	4	4	3	1	1	0	0	12	-6
Dec. 11	at Iowa State	25:30	4-6	0-0	0-1	2	2	4	1	0	2	0	0	0	8	+9
Dec. 14	WESTERN MICHIGAN	22:59	4-7	3-4	0-0	1	3	4	1	1	1	0	1	1	11	+25
Dec. 20	vs. Bucknell	23:16	3-4	1-1	0-0	1	0	1	3	2	1	2	0	0	7	+38
Dec. 29	UMASS LOWELL	18:08	0-2	0-2	2-2	0	1	1	0	2	0	2	1	2	2	+4
Jan. 3	UCLA	16:34	1-3	0-2	2-3	0	0	0	1	0	1	0	0	0	4	+7
Jan. 6	at Minnesota	20:47	2-5	1-2	0-0	1	4	5	1	2	1	0	0	0	5	-1
Jan. 11	ILLINOIS	29:13	4-6	1-3	4-4	3	1	4	4	1	0	0	0	1	13	+2
Jan. 14	at Purdue	20:36	2-6	2-4	0-0	1	3	4	4	1	0	1	1	1	6	-13
Jan. 17	at Indiana	20:28	2-2	1-1	2-2	1	0	1	0	0	0	0	0	0	7	+23
Jan. 20	RUTGERS	30:06	5-7	4-6	3-4	0	1	1	2	2	1	1	0	0	17	+12
Jan. 28	USC	11:32	0-4	0-3	1-2	0	0	0	0	0	1	2	0	0	1	-1
Feb. 1	at Oregon															
Feb. 4	at Washington															
Feb. 8	NORTHWESTERN															
Feb. 11	at Maryland															
Feb. 14	PURDUE															
Feb. 17	NEBRASKA															
Feb. 22	at Wisconsin															
Feb. 25	OHIO STATE															
Feb. 28	at Penn State															
March 5	MICHIGAN															
March 8	at Nebraska															

SAGE'S CAREER STATISTICS

YEAR	GP/GS	MIN	FG-FGA	PCT	3-PT	PCT	FT-FTA	PCT	O-D=RB	AVG	PF-DI	AST	TO	BLK	STL	PTS	AVG
Fresh.	20/0	366	44-88	.500	17-43	.395	30-44	.682	18-26=44	2.2	33-0	21	13	4	10	135	6.8
TOTALS	20/0	366	44-88	.500	17-43	.395	30-44	.682	18-26=44	2.2	33-0	21	13	4	10	135	6.8



27



TREVIN JIRAK

C | 6-11 | 250 | Fr.-HS | West Des Moines, Iowa | Valley

X trevin_jirak20

📷 trevinjirak27



SUPERLATIVES

	FR
10+ Points	1
15+ Points	--
20+ Points	--
2+ 3FGM	--
5+ Rebounds	--
3+ Assists	1
3+ Blocks	--
3+ Steals	--
Double-Doubles	--

CAREER HIGHS

POINTS	
Season	10 vs. SEMO, 11/18/25
Career	10 vs. SEMO, 11/18/25
Big Ten	2 vs. Maryland, 12/6/25

FIELD GOALS MADE	
Season	4 vs. SEMO, 11/18/25
Career	4 vs. SEMO, 11/18/25
Big Ten	1 vs. Maryland, 12/6/25

FIELD GOALS ATTEMPTED	
Season	6 vs. SEMO, 11/18/25
Career	6 vs. SEMO, 11/18/25
Big Ten	3 vs. Maryland, 12/6/25

3-POINT FIELD GOALS MADE	
Season	1, 2X, last vs. Western Michigan, 12/14/25
Career	1, 2X, last vs. Western Michigan, 12/14/25
Big Ten	--

3-POINT FIELD GOALS ATTEMPTED	
Season	3, 3X, last vs. Bucknell, 12/20/25
Career	3, 3X, last vs. Bucknell, 12/20/25
Big Ten	1 vs. Maryland, 12/6/25

FREE THROWS MADE	
Season	5 vs. Robert Morris, 11/4/25
Career	5 vs. Robert Morris, 11/4/25
Big Ten	--

FREE THROWS ATTEMPTED	
Season	5 vs. Robert Morris, 11/4/25
Career	5 vs. Robert Morris, 11/4/25
Big Ten	1 vs. Maryland, 12/6/25

REBOUNDS	
Season	3, 2X, last vs. Western Michigan, 12/14/25
Career	3, 2X, last vs. Western Michigan, 12/14/25
Big Ten	--

ASSISTS	
Season	3 vs. Western Michigan, 12/14/25
Career	3 vs. Western Michigan, 12/14/25
Big Ten	1 vs. Maryland, 12/6/25

BLOCKED SHOTS	
Season	1 vs. Maryland, 12/6/25
Career	1 vs. Maryland, 12/6/25
Big Ten	1 vs. Maryland, 12/6/25

STEALS	
Season	1, 2X, last vs. UMass Lowell, 12/29/25
Career	1, 2X, last vs. UMass Lowell, 12/29/25
Big Ten	--

MINUTES	
Season	20:44 vs. SEMO, 11/18/25
Career	20:44 vs. SEMO, 11/18/25
Big Ten	6:39 vs. Maryland, 12/6/25

SEASON STATS

PPG	RPG	APG	FG%	3FG%	FT%
4.0	1.1	1.1	.531	.143	.632

JIRAK AT A GLANCE

• Front court reserve player... has played in 12 games off the bench... averaging four points and 1.1 assists, while shooting 53.1 percent from the field.

TOP PERFORMANCES

• Reached double figures for the first time in his career, finishing with 10 points on 4-of-6 shooting with one 3-pointer against SEMO... finished with nine points on 3-of-5 shooting against UMass Lowell... scored nine points on 2-of-3 shooting (6-of-8 FT) in first career start against Robert Morris

BACKGROUND

Originally signed with Northern Iowa... 2025 Iowa Mr. Basketball honoree after averaging 16.2 points, 9.4 rebounds, 3.5 assists and 2.1 blocks... led Valley to three straight state titles (2023-25)... was 6-foot-3 as a freshman... grew six inches between freshman and sophomore seasons and two more inches during senior season.

LAST GAME

PTS	REB	AST	FG	3FG	FT
--	--	--	--	--	--

2025-26 GAME-BY-GAME STATISTICS

Date	Opponent	GS	MIN	FG	3PT	FT	O	D	TR	PF	AST	TO	STL	BLK	PTS	+/-
Nov. 4	ROBERT MORRIS		13:20	2-3	0-1	5-5	0	0	0	4	0	2	0	0	9	+6
Nov. 7	WESTERN ILLINOIS		5:03	0-0	0-0	1-2	0	1	1	0	2	0	0	0	1	0
Nov. 14	XAVIER		9:19	1-3	1-2	0-0	0	0	0	0	2	0	0	0	4	+1
Nov. 18	SEMO		20:44	4-6	1-3	1-3	0	3	3	4	1	3	0	0	10	+7
Nov. 20	CHICAGO STATE		10:42	2-4	0-1	2-2	0	2	2	1	1	1	0	0	6	+11
Nov. 25	vs. Ole Miss		3:03	0-0	0-0	0-0	0	0	0	0	1	2	0	0	0	-6
Nov. 26	vs. Grand Canyon		--	--	--	--	--	--	--	--	--	--	--	--	--	--
Dec. 2	at Michigan State		3:45	0-0	0-0	0-0	0	0	0	1	0	1	0	0	0	-4
Dec. 6	MARYLAND		6:39	1-3	0-1	0-1	0	0	0	1	1	1	0	1	2	-15
Dec. 11	at Iowa State		--	--	--	--	--	--	--	--	--	--	--	--	--	--
Dec. 14	WESTERN MICHIGAN		17:17	1-3	1-3	0-2	0	3	3	3	3	3	1	0	3	+5
Dec. 20	vs. Bucknell		12:38	2-5	0-3	0-0	0	2	2	0	2	1	0	0	4	+23
Dec. 29	UMASS LOWELL		10:02	3-5	0-1	3-4	0	1	1	0	1	0	1	0	9	-6
Jan. 3	UCLA		--	--	--	--	--	--	--	--	--	--	--	--	--	--
Jan. 6	at Minnesota		--	--	--	--	--	--	--	--	--	--	--	--	--	--
Jan. 11	ILLINOIS		--	--	--	--	--	--	--	--	--	--	--	--	--	--
Jan. 14	at Purdue		--	--	--	--	--	--	--	--	--	--	--	--	--	--
Jan. 17	at Indiana		1:31	0-0	0-0	0-0	0	0	0	0	0	0	0	0	0	-5
Jan. 20	RUTGERS		--	--	--	--	--	--	--	--	--	--	--	--	--	--
Jan. 28	USC		--	--	--	--	--	--	--	--	--	--	--	--	--	--
Feb. 1	at Oregon		--	--	--	--	--	--	--	--	--	--	--	--	--	--
Feb. 4	at Washington		--	--	--	--	--	--	--	--	--	--	--	--	--	--
Feb. 8	NORTHWESTERN		--	--	--	--	--	--	--	--	--	--	--	--	--	--
Feb. 11	at Maryland		--	--	--	--	--	--	--	--	--	--	--	--	--	--
Feb. 14	PURDUE		--	--	--	--	--	--	--	--	--	--	--	--	--	--
Feb. 17	NEBRASKA		--	--	--	--	--	--	--	--	--	--	--	--	--	--
Feb. 22	at Wisconsin		--	--	--	--	--	--	--	--	--	--	--	--	--	--
Feb. 25	OHIO STATE		--	--	--	--	--	--	--	--	--	--	--	--	--	--
Feb. 28	at Penn State		--	--	--	--	--	--	--	--	--	--	--	--	--	--
March 5	MICHIGAN		--	--	--	--	--	--	--	--	--	--	--	--	--	--
March 8	at Nebraska		--	--	--	--	--	--	--	--	--	--	--	--	--	--

JIRAK'S CAREER STATISTICS

YEAR	GP/GS	MIN	FG-FGA	PCT	3-PT	PCT	FT-FTA	PCT	O-D=RB	AVG	PF-DI	AST	TO	BLK	STL	PTS	AVG
Fresh.	12/0	113	17-32	.531	2-14	.143	12-19	.632	1-12=13	1.1	14-0	14	14	1	2	48	4.0
TOTALS	12/0	113	17-32	.531	2-14	.143	12-19	.632	1-12=13	1.1	14-0	14	14	1	2	48	4.0



44



JOEY MATTEONI

F | 6-9 | 215 | Fr.-RS | Overland Park, Kan. | Blue Valley Northwest

X joeymatteoni44

joey_matteoni44



SUPERLATIVES

	#FR
10+ Points	--
15+ Points	--
20+ Points	--
5+ Rebounds	--
5+ Assists	--
3+ Blocks	--
3+ Steals	--
Double-Doubles	--

CAREER HIGHS

POINTS	
Season	4 vs. Bucknell, 12/20/25
Career	4 vs. Bucknell, 12/20/25
Big Ten	2, 2X, last vs. Maryland, 12/6/25

FIELD GOALS MADE	
Season	2 vs. Bucknell, 12/20/25
Career	2 vs. Bucknell, 12/20/25
Big Ten	1, 2X, last vs. Maryland, 12/6/25

FIELD GOALS ATTEMPTED	
Season	5 vs. Maryland, 12/6/25
Career	5 vs. Maryland, 12/6/25
Big Ten	5 vs. Maryland, 12/6/25

3-POINT FIELD GOALS MADE	
Season	--
Career	--
Big Ten	--

3-POINT FIELD GOALS ATTEMPTED	
Season	--
Career	--
Big Ten	--

FREE THROWS MADE	
Season	1 vs. Western Michigan, 12/14/25
Career	1 vs. Western Michigan, 12/14/25
Big Ten	--

FREE THROWS ATTEMPTED	
Season	2 vs. Western Michigan, 12/14/25
Career	2 vs. Western Michigan, 12/14/25
Big Ten	--

REBOUNDS	
Season	4 vs. Western Michigan, 12/14/25
Career	4 vs. Western Michigan, 12/14/25
Big Ten	--

ASSISTS	
Season	2 vs. Maryland, 12/6/25
Career	2 vs. Maryland, 12/6/25
Big Ten	2 vs. Maryland, 12/6/25

BLOCKED SHOTS	
Season	--
Career	--
Big Ten	--

STEALS	
Season	1, 2X, last vs. Chicago State, 11/20/25
Career	1, 2X, last vs. Chicago State, 11/20/25
Big Ten	--

MINUTES	
Season	6:17 vs. Maryland, 12/6/25
Career	6:17 vs. Maryland, 12/6/25
Big Ten	6:17 vs. Maryland, 12/6/25

SEASON STATS

PPG	RPG	APG	FG%	3FG%	FT%
1.9	0.7	0.3	.533	.000	.500

MATTEONI AT A GLANCE

• Has appeared in nine games in a reserve role... averaging 2.1 points and 0.8 rebounds in 4.1 minutes per game.

TOP PERFORMANCES

• Scored a season-high four points on 2-of-2 shooting against Bucknell.

BACKGROUND

Transferred to Iowa after redshirting at Drake in 2024-25... was Ben McCo-llum's first recruit at Drake... originally signed a National Letter of Intent at Northwest Missouri State... first-team all-state at Blue Valley Northwest after averaging 19.1 points, 8.9 rebounds, 2.1 assists and 1.6 steals... had a 28-point, 20-rebound, nine-assist game as a senior... enjoys watching and participating in diving.

LAST GAME

PTS	REB	AST	BLK	FG	FT
--	--	--	--	--	--

2025-26 GAME-BY-GAME STATISTICS

Date	Opponent	GS	MIN	FG	3PT	FT	O	D	TR	PF	AST	TO	STL	BLK	PTS	+/-
Nov. 4	ROBERT MORRIS		3:58	1-1	0-0	0-0	0	0	0	1	0	0	0	0	2	+1
Nov. 7	WESTERN ILLINOIS		--	--	--	--	--	--	--	--	--	--	--	--	--	--
Nov. 14	XAVIER		--	--	--	--	--	--	--	--	--	--	--	--	--	--
Nov. 18	SEMO		5:42	1-1	0-0	0-0	0	0	0	3	0	1	1	0	2	+4
Nov. 20	CHICAGO STATE		3:10	0-0	0-0	0-0	0	0	0	0	1	0	1	0	0	0
Nov. 25	vs. Ole Miss		--	--	--	--	--	--	--	--	--	--	--	--	--	--
Nov. 26	vs. Grand Canyon		--	--	--	--	--	--	--	--	--	--	--	--	--	--
Dec. 2	at Michigan State		1:11	1-1	0-0	0-0	0	0	0	0	0	0	0	0	2	+2
Dec. 6	MARYLAND		6:17	1-5	0-0	0-0	0	0	0	1	2	1	0	0	2	-2
Dec. 11	at Iowa State		--	--	--	--	--	--	--	--	--	--	--	--	--	--
Dec. 14	WESTERN MICHIGAN		5:44	1-2	0-0	1-2	1	3	4	1	0	0	0	0	3	-1
Dec. 20	vs. Bucknell		6:13	2-2	0-0	0-0	0	0	0	0	0	0	0	0	4	12
Dec. 29	UMASS LOWELL		3:18	1-3	0-0	0-0	2	0	2	1	0	0	0	0	2	-3
Jan. 3	UCLA		--	--	--	--	--	--	--	--	--	--	--	--	--	--
Jan. 6	at Minnesota		--	--	--	--	--	--	--	--	--	--	--	--	--	--
Jan. 11	ILLINOIS		--	--	--	--	--	--	--	--	--	--	--	--	--	--
Jan. 14	at Purdue		--	--	--	--	--	--	--	--	--	--	--	--	--	--
Jan. 17	at Indiana		1:31	0-0	0-0	0-0	0	0	0	0	0	0	0	0	0	-5
Jan. 20	RUTGERS		--	--	--	--	--	--	--	--	--	--	--	--	--	--
Jan. 28	USC		--	--	--	--	--	--	--	--	--	--	--	--	--	--
Feb. 1	at Oregon		--	--	--	--	--	--	--	--	--	--	--	--	--	--
Feb. 4	at Washington		--	--	--	--	--	--	--	--	--	--	--	--	--	--
Feb. 8	NORTHWESTERN		--	--	--	--	--	--	--	--	--	--	--	--	--	--
Feb. 11	at Maryland		--	--	--	--	--	--	--	--	--	--	--	--	--	--
Feb. 14	PURDUE		--	--	--	--	--	--	--	--	--	--	--	--	--	--
Feb. 17	NEBRASKA		--	--	--	--	--	--	--	--	--	--	--	--	--	--
Feb. 22	at Wisconsin		--	--	--	--	--	--	--	--	--	--	--	--	--	--
Feb. 25	OHIO STATE		--	--	--	--	--	--	--	--	--	--	--	--	--	--
Feb. 28	at Penn State		--	--	--	--	--	--	--	--	--	--	--	--	--	--
March 5	MICHIGAN		--	--	--	--	--	--	--	--	--	--	--	--	--	--
March 8	at Nebraska		--	--	--	--	--	--	--	--	--	--	--	--	--	--

MATTEONI'S CAREER STATISTICS

YEAR	GP/GS	MIN	FG-FGA	PCT	3-PT	PCT	FT-FTA	PCT	O-D=RB	AVG	PF-DI	AST	TO	BLK	STL	PTS	AVG
RS Fr.	9/0	37	8-15	.533	0-0	.000	1-2	.500	3-3=6	0.7	7-0	3	2	0	2	17	1.9
TOTALS	9/0	37	8-15	.533	0-0	.000	1-2	.500	3-3=6	0.7	7-0	3	2	0	2	17	1.9



2025-26 IOWA MEN'S BASKETBALL \ \ GAME-BY-GAME STATISTICS

@IOWAHOOPS

Opponent	W/L	1H	2H	OT	TOT	+/-	FGM-A	Pct.	3FM-A	Pct.	FT-A	PCT	OR	DR	TOT	+/-	A	TO	TO Mar.	BLK	STL	PF
Robert Morris		26	43	--	69		23-48	.479	11-24	.458	12-22	.545	13	13	25		14	23		2	5	33
at IOWA	W	49	52	--	102	+32	29-47	.617	7-15	.467	36-44	.818	10	16	26	+1	21	11	+12	1	11	26
Western Illinois		33	25	--	58		19-47	.404	5-15	.333	15-18	.833	6	22	29		4	14		2	1	16
at IOWA	W	41	36	--	77	+19	26-50	.520	10-25	.400	15-20	.750	4	23	26	-3	21	7	+7	2	8	13
Xavier		29	33	--	62		23-59	.390	8-33	.242	8-14	.571	7	17	24		9	12		1	7	21
at IOWA	W	45	36	--	81	+19	29-51	.569	3-11	.273	20-27	.741	8	33	41	+17	16	14	-2	2	5	17
SEMO		25	45	--	70		26-50	.520	6-16	.375	12-21	.571	10	16	26		10	17		1	4	25
at IOWA	W	49	50	--	99	+29	30-49	.612	10-23	.435	29-39	.744	9	19	28	+2	17	11	+6	2	11	20
Chicago State		24	30	--	54		20-50	.400	2-11	.182	12-15	.800	8	14	22		7	11		1	5	21a
at IOWA	W	40	53	--	93	+39	33-58	.569	12-31	.387	15-19	.789	12	25	37	+15	26	7	+19	1	6	14
vs. Ole Miss		31	38	--	69		23-49	.469	6-17	.353	17-20	.850	6	23	29		9	13		7	2	20
IOWA	W	31	43	--	74	+5	24-56	.429	8-22	.364	18-24	.750	11	19	30	+1	9	7	+2	1	5	19
vs. Grand Canyon		23	23	--	46		17-42	.405	5-17	.294	7-9	.778	4	20	24		8	19		4	4	17
IOWA	W	30	29	--	59	+13	19-47	.404	6-19	.316	15-22	.682	10	22	32	+8	11	12	+7	2	7	14
IOWA	L	21	31	--	52	-19	17-45	.378	7-23	.304	11-17	.647	6	12	18	-19	11	11	-3	1	7	22
at #7 Michigan State		35	36	--	71		23-46	.500	3-12	.250	22-25	.880	13	24	37		13	14		3	4	19
Maryland		30	34	--	64		17-47	.362	6-18	.333	24-38	.632	13	26	39		7	18		1	4	16
at IOWA	W	44	39	--	83	+19	34-63	.540	9-18	.500	6-12	.500	8	24	32	-7	19	10	+8	4	12	27
IOWA	L	33	29	--	62	-4	26-51	.510	7-15	.467	3-5	.600	8	23	31	-3	15	16	-7	3	5	19
at #4 Iowa State		25	41	--	66		22-52	.423	5-15	.333	17-23	.739	10	18	28		10	9		6	11	11
Western Michigan		16	35	--	51		17-57	.298	6-24	.250	11-22	.500	16	20	36		11	13		1	4	18
at IOWA	W	52	39	--	91	+40	33-59	.559	14-31	.452	11-17	.647	9	29	38	+2	24	6	+7	5	5	20
vs. Bucknell		21	18	--	39		15-41	.366	5-23	.217	4-6	.667	3	13	16		11	25		0	5	16
IOWA	W	43	51	--	94	+55	38-63	.603	8-21	.381	10-12	.833	12	23	36	+20	18	9	+16	2	19	11
UMass Lowell		30	32	--	62		24-50	.480	5-13	.385	9-18	.500	9	16	25		11	16		3	5	15
at #25 IOWA	W	47	43	--	90	+28	32-55	.582	4-14	.286	22-24	.917	8	21	29	+4	20	7	+9	5	10	16
UCLA		22	39	--	61		25-56	.446	3-14	.214	8-12	.667	12	15	27		13	12		0	11	23
at #25 IOWA	W	40	34	--	74	+13	22-47	.468	8-26	.308	22-26	.846	11	21	32	+5	11	14	-2	4	7	17
#19 IOWA	L	24	43	--	67		25-63	.397	7-26	.269	10-13	.769	14	25	39	+11	12	14		4	5	22
at Minnesota		31	39	--	70	-3	22-47	.468	5-20	.250	21-28	.750	3	25	28		15	10	-4	3	10	17
#16 Illinois		35	40	--	75		28-57	.491	10-28	.357	9-11	.818	9	29	38		15	12		4	7	11
at #19 IOWA	L	24	45	--	69	-6	27-66	.409	9-29	.310	6-6	100%	10	21	31	-7	19	8	+4	2	5	14
IOWA	L	34	38	--	72	-7	27-51	.529	12-25	.480	6-10	.600	5	18	23		14	13	-4	2	6	20
at #5 Purdue		31	48	--	79		27-51	.529	6-14	.429	19-22	.864	6	20	26	-3	20	9		2	5	15
IOWA	W	38	36	--	74	+17	23-46	.500	7-19	.368	21-23	.913	6	22	28	+1	15	8	+1	3	1	14
at Indiana		28	29	--	57		20-52	.385	6-24	.250	11-15	.733	12	15	27		9	9		2	3	18
Rutgers		24	38	--	62	+6	19-44	.432	5-18	.278	19-24	.913	9	22	31		9	19		5	6	19
at IOWA	W	31	37	--	68		24-51	.471	7-19	.368	13-16	.813	7	17	24	-7	12	12	+7	4	9	19
USC		27	72	--	72		28-53	.528	5-15	.333	11-16	.688	8	21	29		8	15		4	6	19
at IOWA	W	28	73	--	73	+1	23-55	.418	8-25	.320	19-22	.864	12	20	32	+3	11	15	+0	1	12	20

2025-26 INDIVIDUAL SUPERLATIVES

CATEGORY

Points Scored
Total Field Goals
Total FG Attempted
Highest FG% (5 made)
Highest FG% (10 made)
3-Point Field Goals
3-Point Field Goals Attempted
3-Point FG% (min. 3 made)
Free Throws
Free Throws Attempted
Free Throw % (min. 5 made)
Offensive Rebounds
Defensive Rebounds
Total Rebounds
Assists
Turnovers
Blocked Shots
Steals
Minutes Played (including OT)

IOWA

29, Bennett Stirtz vs. Ole Miss (11/25/25)
10, Bennett Stirtz vs. Maryland (12/6/25)
21, Bennett Stirtz vs. Rutgers (1/20/26)
100%, 2X, last Tavion Banks (5-of-5) vs. UMass Lowell (12/29/25)
.588, Bennett Stirtz (10-of-17) vs. Maryland (12/6/25)
6, Bennett Stirtz vs. Ole Miss (11/25/25)
10, Bennett Stirtz at Minnesota (1/6/25)
.800, Kael Combs (4-of-5) at #5 Purdue (1/14/25)
10, Bennett Stirtz at Indiana (1/17/26)
11, Bennett Stirtz at Indiana (1/17/26)
100%, Tavion Banks (8-of-8) vs. USC (1/28/26)
5, Cam Manyawu at Minnesota (1/6/25)
8, Tavion Banks vs. Chicago State (11/20/25)
10, 2X, last Cooper Koch vs. Ole Miss (11/25/25)
9, Bennett Stirtz vs. SEMO (11/18/25)
5, 2X, last Tavion Banks vs. USC (1/28/26)
3, Cam Manyawu, 2X, last at Minnesota (1/6/25)
7, Isaia Howard vs. Bucknell (12/20/25)
40:00, Bennett Stirtz, 7X, last vs. USC (1/28/26)

OPPONENT

33, Kam Woods vs. USC (1/28/26)
12, 2X, last Kam Woods vs. USC (1/28/26)
19, Donovan Dent vs. UCLA (1/3/26)
100%, Brendan Terry (5-of-5) vs. SEMO (11/18/25)
.833, Angel Montas Jr. (10-of-12) vs. UMass Lowell (12/29/25)
4, Keaton Wagler vs. #16 Illinois (1/11/26)
9, 2X, last Ruot Bijiek vs. Bucknell (12/20/25)
.571, Keaton Wagler (4-of-7) vs. #16 Illinois (1/11/26)
10, Jeremy Fears Jr. at #7 Michigan State (12/2/25)
18, Pharrel Payne vs. Maryland (12/6/25)
100%, Jeremy Fears Jr. (10-of-10) at #7 Michigan State (12/2/25)
7, Pharrel Payne vs. Maryland (12/6/25)
9, David Mirkovic vs. #16 Illinois (1/11/26)
14, Pharrel Payne vs. Maryland (12/6/25)
8, Braden Smith at #5 Purdue (1/14/25)
7, 2X, last Chad Baker-Mazara vs. USC (1/28/26)
4, Blake Buchanan at #4 Iowa State (12/11/25)
4, Tamin Lipsey at #4 Iowa State (12/11/25)
40:00, Kam Woods vs. USC (1/28/26)

TEAM SUPERLATIVES

IOWA HIGH

101 vs. Robert Morris (11/04/25)
53 (2nd) vs. Chicago State (11/20/25)
--
38 vs. Bucknell (12/20/25)
66 vs. #16 Illinois (1/11/26)
.617 (29-of-47) vs. Robert Morris (11/04/25).378 (17-of-45) at #7 Michigan State (12/2/25)
14 vs. Western Michigan (12/14/25)
31, 2X, last vs. Western Michigan (12/14/25)
.500 (9-of-18) vs. Maryland (12/6/25)
36 vs. Robert Morris (11/04/25)
44 vs. Robert Morris (11/04/25)
100% (6-of-6) vs. #16 Illinois (1/11/26)
14 at Minnesota (1/6/25)
33 vs. Xavier (11/14/25)
41 vs. Xavier (11/14/25)
27 vs. Maryland (12/6/25)
1, 3X, last vs. USC (1/28/26)
26 vs. Chicago State (11/20/25)
16 at #4 Iowa State (12/11/25)
5, 2X, last vs. UMass Lowell (12/29/25)
19 vs. Bucknell (12/20/25)

IOWA LOW

52 at #7 Michigan State (12/2/25)
21 (1st) at #7 Michigan State (12/2/25)
--
17 at #7 Michigan State (12/2/25)
45 at #7 Michigan State (12/2/25)
378 (17-of-45) at #7 Michigan State (12/2/25)
3 vs. Xavier (11/14/25)
11 vs. Xavier (11/14/25)
.269 (7-of-26) at Minnesota (1/6/25)
3 at #4 Iowa State (12/11/25)
5 at #4 Iowa State (12/11/25)
.500 (6-of-12) vs. Maryland (12/6/25)
4 vs. Western Illinois (11/07/25)
12 at #7 Michigan State (12/2/25)
18 at #7 Michigan State (12/2/25)
11 vs. Bucknell (12/20/25)
--
9 vs. Ole Miss (11/25/25)
6 vs. Western Michigan (12/14/25)
1, 5X, last vs. USC (1/28/26)
1 at Indiana (1/17/26)

CATEGORY

Points
Points/Half
Points/OT
Field Goals
Field Goal Att.
Field Goal %
3-Point Field Goals
3-Point FG Att.
3-Point FG %
Free Throws Made
Free Throw Att.
Free Throw %
Offensive Rebounds
Defensive Rebounds
Total Rebounds
Fouls
DQs
Assists
Turnovers
Blocked Shots
Steals

OPPONENT HIGH

79 at #5 Purdue (1/14/25)
48 (2nd) at #5 Purdue (1/14/25)
--
28, 2X, last vs. USC (1/28/26)
59 vs. Xavier (11/14/25)
.529 (27-of-51) at #5 Purdue (1/14/25)
11 vs. Robert Morris (11/04/25)
33 vs. Xavier (11/14/25)
.458 (11-of-24) vs. Robert Morris (11/04/25)
24 vs. Maryland (12/6/25)
38 vs. Maryland (12/6/25)
.880 (22-of-25) at #7 Michigan State (12/2/25).500, 2X, last Bucknell (9-of-18) vs. UMass Lowell (12/29/25)
16 vs. Western Michigan (12/14/25)
29 vs. #16 Illinois (1/11/26)
39 vs. Maryland (12/6/25)
33 vs. Robert Morris (11/04/25)
2 vs. Robert Morris (11/04/25)
20 at #5 Purdue (1/14/25)
25 vs. Bucknell (12/20/25)
7 vs. Ole Miss (11/25/25)
11, 2X, last vs. UCLA (1/3/26)

OPPONENT LOW

39 vs. Bucknell (12/20/25)
16 (1st) vs. Western Michigan (12/14/25)
--
15 vs. Bucknell (12/20/25)
41 vs. Bucknell (12/20/25)
.298 (17-of-57) vs. Western Michigan (12/14/25)
2 vs. Chicago State (11/20/25)
11 vs. Chicago State (11/20/25)
.182 (2-of-11) vs. Chicago State (11/20/25)
4 vs. Bucknell (12/20/25)
6 vs. Bucknell (12/20/25)
.500, 2X, last Bucknell (9-of-18) vs. UMass Lowell (12/29/25)
3, 2X, last at Minnesota (1/6/25)
12 vs. Robert Morris (11/04/25)
16 vs. Bucknell (12/20/25)
11, 2X, last vs. #16 Illinois (1/11/26)
--
4 vs. Western Illinois (11/07/25)
9, 3X, last at Indiana (1/17/26)
0, 2X, last vs. UCLA (1/3/26)
1 vs. Western Illinois (11/07/25)

2025-26 INDIVIDUAL LEADERS GAME-BY-GAME

Date	Rk	Opponent	W/L	Score	Record (B1G)	High Scorer	High Rebounds	High Assists	High Steals	High Blocks	Attend.
11/4	--	Robert Morris	1-0	101-69	0-0	19, Bennett Stirtz	5, C. Koch/Folgueiras	6, Bennett Stirtz	4, Bennett Stirtz	1, Bennett Stirtz	9,232
11/7	--	Western Illinois	2-0	77-58	0-0	24, Bennett Stirtz	5, Alvaro Folgueiras	7, Bennett Stirtz	3, Howard/Folgueiras	1, Manyawu/Folgueiras	10,978
11/14	--	Xavier	3-0	81-62	0-0	21, Bennett Stirtz	9, Cam Manyawu	4, Kael Combs	3, Tavion Banks	1, Manyawu/Folgueiras	11,678
11/18	--	SEMO	4-0	99-70	0-0	16, Alvaro Folgueiras	5, Folgueiras/Sage	9, Bennett Stirtz	3, Tate Sage	1, Banks/Sage	9,302
11/20	--	Chicago State	5-0	93-54	0-0	16, Tavion Banks	10, Tavion Banks	6, Bennett Stirtz	2, Kael Combs	1, Isaia Howard	9,265
11/25	--	Ole Miss	6-0	74-69	0-0	29, Bennett Stirtz	10, Cooper Koch	2, Combs/Stirtz/Folgueiras	2, Manyawu/Banks	1, Alvaro Folgueiras	--
11/26	--	Grand Canyon	7-0	59-46	0-0	19, Isaia Howard	6, Koch/Howard	5, Bennett Stirtz	3, Bennett Stirtz	1, Manyawu/Howard	--
12/2	7	Michigan State	7-1	52-71	0-1	14, Bennett Stirtz	6, Cam Manyawu	4, Bennett Stirtz	2, three players	1, Tavion Banks	14,797
12/6	--	Maryland	8-1	83-64	1-1	25, Bennett Stirtz	7, Manyawu/Banks	3, three players	3, Isaia Howard	1, four players	10,956
12/11	4	Iowa State	8-2	62-66	1-1	14, Tavion Banks	6, Cam Manyawu	4, Bennett Stirtz	3, Isaia Howard	1, three players	14,267
12/14	--	Western Michigan	9-2	91-51	1-1	13, three players	6, Banks/Howard	6, Bennett Stirtz	1, five players	1, five players	10,341
12/20	--	Bucknell	10-2	94-39	1-1	17, Alvaro Folgueiras	9, Tavion Banks	6, Bennett Stirtz	7, Isaia Howard	1, Manyawu/Banks	8,177
12/29	--	UMass Lowell	11-2	90-62	1-1	22, Bennett Stirtz	9, Cam Manyawu	8, Bennett Stirtz	2, Stirtz/Howard	3, Cam Manyawu	11,324
1/3	--	UCLA	12-2	74-61	2-1	27, Bennett Stirtz	6, Cam Manyawu	5, Bennett Stirtz	2, C. Koch/Stirtz	2, Alvaro Folgueiras	12,657
1/6	--	Minnesota	12-3	67-70	2-2	21, Bennett Stirtz	8, Cam Manyawu	3, Cooper Koch	2, Cooper Koch	3, Cam Manyawu	8,976
1/11	16	Illinois	12-4	69-75	2-3	16, Tavion Banks	8, Alvaro Folgueiras	6, Bennett Stirtz	2, Combs/Banks	1, Folgueiras/Sage	13,559
1/14	5	Purdue	12-5	72-79	2-4	19, Bennett Stirtz	5, Kael Combs	4, Bennett Stirtz	3, Cam Manyawu	1, Manyawu/Sage	14,876
1/17	--	Indiana	13-5	74-57	3-4	27, Bennett Stirtz	8, Tavion Banks	5, Bennett Stirtz	1, Cam Manyawu	1, three players	17,222
1/20	--	Rutgers	14-5	68-62	4-4	20, Bennett Stirtz	8, Isaia Howard	5, Bennett Stirtz	2, three players	1, four players	9,778
1/28	--	USC	15-5	73-72	5-4	20, Stirtz/Banks	7, Tavion Banks	4, Kael Combs	3, Stirtz/Howard	1, Isaia Howard	10,512

ATTENDANCE / RECORD SUMMARY

OVERALL						BIG TEN					
Site	G	W-L	Total	Avg.	High	Site	G	W-L	Total	Avg.	High
Home	12	11-1	129,582	10,798	13,559	Home	5	4-1	57,563	11,512	13,559
Away	5	1-4	70,138	14,027	17,222	Away	4	1-3	55,871	13,967	17,222
Neutral	3	3-0	8,177	8,177	8,177	Neutral	--	--	--	--	--
Total	18	15-5	207,897	11,549	17,222	Total	9	5-4	113,434	12,603	17,222

WIN/LOSS MARGIN

	1	2	3	4	5	6	7	8	9	10	11	12	13	14	15	16	17	18	19	20-24	25+
Wins (15)	1	-	-	-	1	1	-	-	-	-	-	-	2	-	-	-	1	-	3	-	6
Losses (5)	-	-	1	1	-	1	1	-	-	-	-	-	-	-	-	-	-	-	1	-	-

IOWA IN NCAA RANKINGS

TEAM STATS IN THE TOP 50

Category	Stat	Ranking
Scoring Defense	62.9	5
Effective FG Percentage	.580	15
Field Goal Percentage	50.4	16
Free Throw Percentage	77.4	21
Turnover Margin	3.9	24
Scoring Margin	14.8	25
3-Point Percentage	.373	32
Assist-TO Ratio	1.52	43
Turnovers Forced P/Game	14.50	44
Winning Percentage	.750	44
Assists P/Game	16.1	76

PLAYER STATS IN THE TOP 100

Category	Player	Stat	Ranking
Minutes	Bennett Stirtz	35:59	17
Points P/Game	Bennett Stirtz	18.4	71
Assist-TO Ratio	Bennett Stirtz	4.9	81
Assists	Bennett Stirtz	97	85
Points	Bennett Stirtz	368	89

HAWKEYES BY MONTH

Month	Record	PPG	Opp. PPG	Margin	FG%	Opp. FG%	3P%	Opp 3P%	RPG	APG
November	7-0	83.4	61.1	+22.3	.531	.438	.384	.323	31.4	17.3
December	4-2	78.7	58.8	+19.8	.536	.403	.402	.286	30.7	17.8
January	4-3	71.0	68.0	+3.0	.451	.469	.343	.300	29.8	13.4
February	-	-	-	-	-	-	-	-	-	-
March	-	-	-	-	-	-	-	-	-	-

STARTING LINEUPS

Date	Opponent	G	G	G	F	F/C
11/4	Robert Morris	Bennett Stirtz	Isaia Howard	Tavion Banks	Cooper Koch	Cam Manyawu
11/7	Western Illinois	Bennett Stirtz	Isaia Howard	Tavion Banks	Cooper Koch	Cam Manyawu
11/14	Xaiver	Bennett Stirtz	Isaia Howard	Tavion Banks	Cooper Koch	Cam Manyawu
11/19	SEMO	Bennett Stirtz	Isaia Howard	Tavion Banks	Cooper Koch	Cam Manyawu
11/20	Chicago State	Bennett Stirtz	Kael Combs	Tavion Banks	Cooper Koch	Cam Manyawu
11/25	vs. Ole Miss	Bennett Stirtz	Kael Combs	Tavion Banks	Cooper Koch	Cam Manyawu
11/26	vs. Grand Canyon	Bennett Stirtz	Kael Combs	Tavion Banks	Cooper Koch	Cam Manyawu
12/2	at #7 MSU	Bennett Stirtz	Kael Combs	Tavion Banks	Cooper Koch	Cam Manyawu
12/6	Maryland	Bennett Stirtz	Kael Combs	Tavion Banks	Cooper Koch	Cam Manyawu
12/11	at #4 Iowa State	Bennett Stirtz	Kael Combs	Tavion Banks	Cooper Koch	Cam Manyawu
12/14	Western Michigan	Bennett Stirtz	Kael Combs	Tavion Banks	Cooper Koch	Cam Manyawu
12/20	vs. Bucknell	Bennett Stirtz	Kael Combs	Tavion Banks	Cooper Koch	Cam Manyawu
12/29	UMass Lowell	Bennett Stirtz	Kael Combs	Tavion Banks	Cooper Koch	Cam Manyawu
1/3	UCLA	Bennett Stirtz	Kael Combs	Tavion Banks	Cooper Koch	Cam Manyawu
1/6	at Minnesota	Bennett Stirtz	Kael Combs	Tavion Banks	Cooper Koch	Cam Manyawu
1/11	#16 Illinois	Bennett Stirtz	Kael Combs	Cooper Koch	Alvaro Folgueiras	Cam Manyawu
1/14	at #5 Purdue	Bennett Stirtz	Kael Combs	Tavion Banks	Cooper Koch	Cam Manyawu
1/17	at Indiana	Bennett Stirtz	Kael Combs	Tavion Banks	Cooper Koch	Cam Manyawu
1/20	Rutgers	Bennett Stirtz	Kael Combs	Tavion Banks	Cooper Koch	Cam Manyawu
1/28	USC	Bennett Stirtz	Kael Combs	Tavion Banks	Cooper Koch	Cam Manyawu

COMBINATIONS

Rank	Combination	Times Used	Iowa Record	Last Time Used
1	Stirtz, Combs, Banks, C. Koch, Manyawu	15	11-4	1/28
2	Stirtz, Howard, Banks, C. Koch, Manyawu	4	4-0	11/18
3	Stirtz, Combs, Koch, Folgueiras, Manyawu	1	0-1	1/11

STARTING STREAKS & TOTALS

#	Player	Streak	2025-26	Career	Iowa Career	Big Ten Play
3	Cam Manyawu	55	20	66	20	9
5	Peyton McCollum	--	--	--	--	--
6	Tavion Banks	4	20	56	20	9
7	Alvaro Folgueiras	--	--	41	--	--
8	Cooper Koch	20	20	20	20	9
10	Jacob Koch	--	--	--	--	--
11	Kael Combs	16	16	17	16	9
14	Bennett Stirtz	116	20	116	20	9
15	Brendan Hausen	--	--	33	--	--
20	Trey Thompson	--	--	--	--	--
23	Isaia Howard	--	4	4	4	--
24	Tate Sage	--	--	--	--	--
27	Trevin Jirak	--	--	--	--	--
44	Joey Matteoni	--	--	--	--	--

SPECIALTY STATS

Date	Opponent	PAINT		OFF TOS		2ND CHANCE		FAST BREAK		BENCH		HALFTIME SCORE		
		UI	Opp.	UI	Opp.	UI	Opp.	UI	Opp.	UI	Opp.	UI	Opp.	Marg.
11/4	Robert Morris	44	22	33	7	12	15	0	13	37	25	49	26	+23
11/7	Western Illinois	28	22	24	6	0	6	12	2	29	6	41	33	+8
11/14	Xavier	50	26	18	8	4	9	7	8	34	11	45	29	+16
11/18	SEMO	38	34	26	14	16	15	4	6	50	29	49	25	+24
11/20	Chicago State	42	24	23	2	24	7	7	2	50	8	40	24	+16
11/25	vs. Ole Miss	28	26	13	8	18	11	0	4	11	14	31	31	--
11/26	vs. Grand Canyon	22	22	22	11	10	0	3	0	20	14	30	23	+7
12/2	at #7 Michigan State	18	34	18	15	4	21	12	6	19	20	21	35	-14
12/6	Maryland	44	20	21	4	10	13	15	6	21	26	44	30	+14
12/11	at #4 Iowa State	34	28	10	18	9	8	2	11	19	5	33	25	+8
12/14	Western Michigan	38	22	11	8	10	15	9	8	49	24	52	16	+36
12/20	vs. Bucknell	50	20	40	3	15	2	19	2	49	11	43	21	+22
12/29	UMass Lowell	54	36	22	9	8	7	16	7	32	7	47	30	+17
1/3	UCLA	22	34	12	17	5	4	5	11	28	13	40	22	+18
1/6	at Minnesota	30	30	13	20	8	2	2	11	18	3	24	31	-7
1/11	#16 Illinois	36	36	13	9	9	8	11	6	36	8	24	35	-11
1/14	at #5 Purdue	22	32	8	16	9	6	6	4	10	21	34	31	+3
1/17	at Indiana	28	28	17	6	5	4	4	2	10	9	38	28	+10
1/20	Rutgers	30	24	19	11	5	5	5	5	24	37	31	24	+7
1/28	USC	30	42	18	27	16	8	16	9	22	6	27	28	-1
TOTALS		658	562	381	219	187	166	157	123	568	297	--	--	--

RECORD BY GAME TIME

Time	When UI Leads	When Opp. Leads	When Tied
10:00, 1st Half	13-2	1-2	1-1
Halftime	13-2	1-3	1-0
10:00	13-0	1-4	0-1
5:00	15-0	0-4	0-1
2:00	15-0	0-5	0-0
1:00	15-0	0-5	0-0

LEADS & DEFICITS

Iowa's Biggest...

Halftime Lead: 36 vs. Western Michigan (12/14/25)

Halftime Lead Blown: 8 at #4 Iowa State (12/11/25)

Halftime Deficit: 14 at #7 Michigan State (12/2/25)

Halftime Deficit Erased: 7 at Minnesota (1/6/26)

Overall Lead: 56 vs. Bucknell (12/20/25)

Win Total: 55 vs. Bucknell (12/20/25)

Loss Total: 19 at #7 Michigan State (12/2/25)

Lead Blown: 17 vs. USC (1/28/26)

Overall Deficit: 24 at #7 Michigan State (12/2/25)

Deficit Overcome: 14 at Minnesota (1/6/25)

OPENING TIP

Result	Record
Iowa controls	7-2
Opponent controls	8-3

FIRST OFF THE BENCH

Player	Times
Alvaro Folgueiras	17
Isaia Howard	6
Tate Sage	1
Kael Combs	1

BIGGEST LEAD/TIME IN LEAD

Date	Opponent	W/L	Score	UI Big Lead	Opp Big Lead	Times Tied	LC	UI in Lead	Opp in Lead	Tied
11/4	Robert Morris	W	101-69	38	0	0	0	39:33	0:00	0:27
11/7	Western Illinois	W	77-58	22	4	0	3	36:51	2:43	0:26
11/14	Xavier	W	81-62	22	3	5	3	31:42	3:36	5:40
11/17	SEMO	W	99-70	30	0	0	0	39:50	0:00	0:10
11/20	Chicago State	W	93-54	43	0	1	0	39:04	0:00	0:56
11/25	vs. Ole Miss	W	74-69	8	4	9	10	31:08	3:13	5:07
11/26	vs. Grand Canyon	W	59-46	17	6	1	1	29:51	8:15	1:54
12/2	at #7 Michigan State	L	52-71	5	24	2	1	4:03	31:43	4:14
12/6	Maryland	W	83-64	26	2	1	1	37:35	0:54	2:11
12/11	at #4 Iowa State	L	62-66	13	10	3	3	17:44	18:37	3:39
12/14	Western Michigan	W	91-51	50	0	0	0	39:33	0:00	0:27
12/20	vs. Bucknell	W	94-39	56	8	1	1	33:24	5:15	1:21
12/29	UMass Lowell	W	90-62	33	0	0	0	39:32	0:00	0:28
1/3	UCLA	W	74-61	24	2	3	2	37:25	0:21	2:14
1/6	at Minnesota	L	67-70	4	14	1	6	2:43	36:14	1:03
1/11	#16 Illinois	L	69-75	0	18	0	0	0:00	39:27	0:33
1/14	at #5 Purdue	L	72-79	9	8	9	14	22:34	12:23	5:03
1/17	at Indiana	W	74-57	22	0	1	0	37:58	0:00	2:02
1/20	Rutgers	W	68-62	8	5	8	11	19:38	13:32	6:50
1/28	USC	W	73-72	17	11	2	5	19:01	20:13	0:46

IOWA DOUBLE-DOUBLES

Player	S/C	Date/Opp.	Stat Line
Tavion Banks	1/18	11/20/Chicago St.	16p/10r
Cooper Koch	1/1	11/25/Ole Miss	14p/14r

MISCELLANEOUS STATS

Player	Dunks	FT-FTA (Last 5 min./OT)
Banks	12	6-of-6 (100%)
Combs	0	4-of-5 (.800)
Folgueiras	10	2-of-4 (.500)
Hausen	0	1-of-2 (.500)
Howard	9	2-of-3 (.667)
Jirak	1	5-of-5 (100%)
C. Koch	1	3-of-5 (.600)
J. Koch	0	0-of-0
Manyawu	14	0-of-0
Matteoni	1	1-of-2 (.500)
McCollum	0	0-of-0
Sage	10	13-of-18 (.722)
Stirtz	8	15-of-17 (.882)
Thompson	0	0-of-0

THE LAST TIME...

RANKED INFO.

Iowa ranked No. 1 in AP Top 25 _____ No. 1, (1/24/87)
 Iowa ranked in AP Top 25 _____ **No. 19, (1/11/25)**
 Played AP No. 1-ranked opponent _____ L, 73-87 at No. 1 Purdue, (2/9/23)
 Defeated AP No. 1-ranked opponent _____ W, 83-70 vs. No. 1 Michigan State, (12/29/15)
 Played AP No. 2-ranked opponent _____ L, 70-84 vs. No. 2 Purdue, (1/20/24)
 Defeated opponent ranked 3-10 by AP _____ W, 75-66, vs. No. 9 Purdue, (3/13/22)
 Defeated opponent ranked 11-25 by AP _____ W, 88-86 (OT), vs. No. 20 Wisconsin, (2/17/24)
 Defeated AP Top 25 opponent on the road _____ W, 90-68, at No. 15 Indiana, (2/28/23)

SCORING

Scored 20 or more points _____ **Bennett Stirtz (20) and Tavion Banks (20) vs. USC (1/28/26)**
 Scored 30 or more points _____ Payton Sandfort vs. No. 24 Illinois (3/13/25)
 Scored 40 or more points _____ 41, Luka Garza vs. Southern (11/27/20)
 2 or more Hawkeyes scored 30 points, same game _____
 _____ Josh Dix (31), Payton Sandfort (30) vs. Nebraska (1/7/25)
 2 or more Hawkeyes scored 20 points, same game _____
 _____ **Bennett Stirtz (27) and Tavion Banks (26) at Indiana (1/17/26)**
 3 or more Hawkeyes scored 20 points, same game _____
 _____ Kris Murray (26), Tony Perkins (24), Payton Sandfort (22) vs. Michigan State (2/25/23)
 Scored 20 points in one half _____ **Bennett Stirtz (21) at Minnesota (1/6/25)**
 Scored 20 points in 2 straight games _____
 _____ **Bennett Stirtz vs. Rutgers (20) and (20) vs. USC (1/20-1/28/26)**
 Scored 20 points in 4 straight games _____
 _____ Tony Perkins (24) vs. Purdue, (20) vs. Maryland, (24) at Michigan,
 _____ (22) at Indiana, and (20) vs. Ohio State (1/24/24 – 2/2/24)
 Scored 20 points in 5 straight games _____
 _____ Tony Perkins (24) vs. Purdue, (20) vs. Maryland, (24) at Michigan,
 _____ (22) at Indiana, and (20) vs. Ohio State (1/24/24 – 2/2/24)
 Scored 30 points in 2 straight games _____
 _____ Kris Murray (32) at Penn St. and (30) vs. Indiana (1/1/23 – 1/5/23)
 0 Hawkeyes scored in double figures _____ at Wisconsin (3/7/2019)
 1 Hawkeye scored in double figures _____ **Bennett Stirtz (14) at #7 Michigan State (12/2/25)**
 4 players scored in double figures _____ **Tavion Banks (16), Tate Sage (13), Bennett Stirtz (12),**
Cooper Koch (10) vs. #16 Illinois (1/11/26)
 5 players scored in double figures: **Bennett Stirtz (13), Alvaro Folgueiras (13), Brendan Hausen**
(13), Cam Manyawu (11), Tate Sage (11) vs. Western Michigan (12/14/25)
 6 players scored in double figures _____ **Bennett Stirtz (19), Tavion Banks (17),**
 _____ **Alvaro Folgueiras (11), Cam Manyawu (10), Isaia Howard (10), Brendan Hausen (10) vs. Robert Morris (11/4/25)**
 Iowa Scored 100 or more points _____ **101 vs. Robert Morris (11/4/25)**

FIELD GOAL SHOOTING

Shot 90 percent or better (min. 10 att.) _____ .932 (12-of-13), Filip Rebraca vs. SEMO (12/17/22)
 Iowa shot 50 percent or better _____ **.500 (23-of-46) at Indiana (1/17/26)**
 Iowa shot 60 percent or better _____ **.603 (38-of-63) vs. Bucknell (12/20/25)**
 Iowa shot 70 percent or better _____ N/A
 Iowa made 30 or more field goals _____ **32 vs. UMass Lowell (12/29/25)**
 Iowa made 40 or more field goals _____ 45 vs. New Hampshire (12/30/24)
 Iowa made 50 or more field goals _____ 52 vs. Notre Dame (3/14/70)
 Iowa attempted 60 or more field goals _____ **66 vs. #16 Illinois (1/11/26)**
 Iowa attempted 70 or more field goals _____ 71 vs. No. 24 Illinois (3/13/25)
 Iowa attempted 80 or more field goals _____ 84 vs. Northern Illinois (12/20/23)
 Iowa attempted 100 or more field goals _____ 100 vs. Morehead State (3/16/56)

3-POINT FIELD GOAL SHOOTING

Team did not make a 3-point field goal _____ 0 vs. Coppin State (12/22/12)
 Made 5 or more 3-point field goals _____ **6, Bennett Stirtz vs. Ole Miss (11/25/25)**
 Iowa shot 40 percent or better (min. 8 att.) _____ **.480 (12-of-25) at #5 Purdue (1/14/25)**
 Iowa shot 50 percent or better (min. 8 att.) _____ **.500 (9-of-18) vs. Maryland (12/6/25)**
 Iowa shot 60 percent or better (min. 8 att.) _____ .655 (19-of-29) vs. Northwestern (3/10/22)
 Iowa shot 70 percent or better (min. 8 att.) _____ .714 (15-of-21) vs. Illinois (1/20/19)
 Iowa shot 80 percent or better (min. 8 att.) _____ N/A
 Iowa shot 90 percent or better (min. 8 att.) _____ N/A
 Iowa made 10 or more 3-point field goals _____ **12 at #5 Purdue (1/14/25)**
 Iowa made 15 or more 3-point field goals _____ 17 vs. Nebraska (1/7/25)
 Iowa attempted 30 or more 3-point field goals _____ **31 vs. Western Michigan (12/14/25)**
 Iowa attempted 40 or more 3-point field goals _____ 40 vs. Southern (11/7/24)

DOUBLE-DOUBLE | TRIPLE DOUBLE

Triple-double _____ Payton Sandfort (26 pts., 10 reb., 10 asst.) vs. Penn State (2/27/24)
 Double-double (Pts.-Reb.) _____ **Cooper Koch (14 pts., 10 reb.) vs. Ole Miss (11/25/25)**
 Double-double (Pts.-Asst.) _____ Brock Harding (10 pts., 10 asst.) vs. Indiana (1/11/25)
 Double-double (Asst./Reb.) _____ Payton Sandfort (10 ast., 10 reb.) vs. Penn State (2/27/24)
 Double-double in consecutive games _____ Filip Rebraca at Mich. St. (1/26), vs. Northwestern (1/31/23)
 2 with double-doubles _____
 _____ Payton Sandfort (30 pts., 12 reb), Ben Krikke (24 pts., 11 reb.) vs. Kansas State (3/19/24)

FREE THROW SHOOTING

Perfect at the FT line (min. 10 att.) _____ Tony Perkins (11-of-11) vs. Maryland (1/24/24)
 Iowa shot 80 percent or better (min. 12 att.) _____ **.864 (19-of-22) vs. USC (1/28/26)**
 Iowa shot 90 percent or better (min. 12 att.) _____ **.913 (21-of-23) at Indiana (1/17/26)**
 Iowa shot 100 percent (min. 12 att.) _____ 18-of-18 at Michigan (1/27/23)
 Iowa made 20 or more free throws _____ **21 at Indiana (1/17/26)**
 Iowa made 30 or more free throws _____ **36 vs. Robert Morris (11/4/25)**
 Iowa made 40 or more free throws _____ N/A
 Iowa attempted 30 or more free throws _____ **39 vs. SEMO (11/18/25)**
 Iowa attempted 40 or more free throws _____ **44 vs. Robert Morris (11/4/25)**
 Iowa attempted 50 or more free throws _____ 52, vs. Morehead State 3/16/56
 Iowa attempted 60 or more free throws _____ N/A

REBOUNDS

Had 10+ rebounds _____ **10, Cooper Koch vs. Ole Miss (11/25/25)**
 Had 15+ rebounds _____ 20, Kris Murray vs. Georgia Tech (11/29/22)
 Had 20+ rebounds _____ 20, Kris Murray vs. Georgia Tech (11/29/22)
 Had 30+ rebounds: _____ N/A
 Had 10+ reb. in consec. games: _____ Filip Rebraca at Michigan St. (1/26), vs. Northwestern (1/31/23)
 Iowa had 40+ rebounds _____ 42 vs. New Hampshire (12/30/24)
 Iowa had 50+ rebounds _____ 53 vs. Western Illinois (12/3/20)

ASSISTS

Had 10 or more assists _____ 10, Brock Harding vs. Indiana (1/11/25)
 Had 15 or more assists _____ 15, Tony Perkins vs. Nebraska (1/12/24)
 Iowa had 20 or more assists _____ **20 vs. UMass Lowell (12/29/25)**
 Iowa had 30 or more assists _____ 30 vs. Nebraska (1/12/24)

BLOCKED SHOTS

Had 5 or more blocked shots _____ 5, Owen Freeman vs. Illinois (3/10/24)
 Had 10 or more blocked shots _____ N/A
 Iowa had 10 or more blocked shots _____ 11 vs. New Orleans (12/15/24)
 Iowa had 15 or more blocked shots _____ N/A

STEALS

Had 5 or more steals _____ **7, Isaia Howard vs. Bucknell (12/20/25)**
 Had 10 or more steals _____ N/A
 Iowa had 10 or more steals _____ **12 vs. USC (1/28/26)**
 Iowa had 15 or more steals _____ **18 vs. Bucknell (12/20/25)**

TURNOVERS

Iowa had 1 or fewer turnovers _____ N/A
 Iowa had 5 or fewer turnovers _____ 5 vs. No. 24 Illinois (3/13/25)
 Opponent committed 15 or more turnovers _____ **15 vs. USC (1/28/26)**
 Iowa had 0 turnovers in a half _____ 2nd, at Nebraska (3/9/25)
 Opponent committed 20 or more turnovers _____ **25 vs. Bucknell (12/20/25)**

OVERTIME

Won a game in overtime _____ 97-87, vs. Nebraska (1/7/25)
 Lost a game in overtime _____ 75-78, vs. Wisconsin (11/12/22)
 Played a 2 OT game _____ L, 86-90 at Penn State (1/31/22)
 Played a 3 OT game _____ W, 76-72 vs. Minnesota (1/18/06)
 Played in consecutive OT games _____ W at Michigan (1/1), L at Nebraska (1/5/17)

MISCELLANEOUS

Hit a buzzer beater _____ vs. Northwestern, (Josh Dix 3-pointer), W, 80-79 (12/3/24)
 Won after trailing by at least 10 points in second half _____ 15, (37-52) vs. Nebraska (1/7/25)
 Won after trailing by at least 15 points in second half _____ 15, (37-52) vs. Nebraska (1/7/25)
 Iowa scored 10 straight points or more _____ **10 vs. USC (1/28/26)**
 Iowa scored 15 straight points or more _____ **17 vs. Bucknell (12/20/25)**

IOWA'S 2025-26 RECORD WHEN...

When playing at home:	11-1	When leading at the half:	13-2	When wearing White:	11-0
When playing on the road:	1-4	When trailing at the half:	1-3	When wearing Black:	1-4
When playing on a neutral court:	3-0	When tied at the half:	1-0	When wearing Gold:	3-1
				When wearing Gray:	0-0
When Iowa scores 100 points or more:	1-0	Iowa field goal percentage at home:	342-651	.525	
When Iowa scores 90-99 points:	5-0	Iowa field goal percentage on road:	118-256	.461	
When Iowa scores 80-89 points:	2-0	Iowa 3-point percentage at home:	101-267	.378	
When Iowa scores 70-79 points:	5-1	Iowa 3-point percentage on road:	40-108	.370	
When Iowa scores under 70 points:	2-4	Iowa free throw percentage at home:	220-281	.784	
		Iowa free throw percentage on road:	51-68	.750	
When opponent scores 100 points or more:	0-0	On Sunday:	1-1		
When opponent scores 90-99 points:	0-0	On Monday:	1-0		
When opponent scores 80-89 points:	0-0	On Tuesday:	4-2		
When opponent scores 70-79 points:	2-4	On Wednesday:	2-1		
When opponent scores 60-69 points:	7-1	On Thursday:	1-1		
When opponent scores fewer than 60 points:	6-0	On Friday:	2-0		
		On Saturday:	4-0		
When Iowa shoots at least 50% from the field:	10-2	On BTN:	7-2		
When Iowa shoots less than 50% from the field:	5-3	On B1G+:	2-0		
When opponent shoots at least 50% from the field:	2-2	On FOX:	1-1		
When opponent shoots less than 50% from the field:	13-3	On FS1	2-1		
When Iowa has higher FG% than opponent:	12-1	On Peacock	1-1		
When opponent has higher FG%:	3-3	On CBSSN	2-0		
When FG% is equal:	0-1				
When Iowa outrebounds opponent:	12-2				
When opponent has more rebounds:	3-3				
When rebounds are equal:	0-0				
When Iowa shoots at least 80% from the line:	7-1				
When Iowa shoots less than 80% from the line:	8-4				
When opponent shoots at least 80% from the line:	3-3				
When opponent shoots less than 80% from the line:	12-2				
When Iowa shoots more free throws than opponent:	12-0				
When opponent shoots more free throws:	3-5				
When free throws attempts are equal:	0-0				
When Iowa has higher FT% than opponent:	10-2				
When opponent has higher FT%:	5-3				
When FT% is equal:	0-0				
When Iowa shoots at least 50% from 3-point range:	1-0				
When Iowa shoots less than 50% from 3-point range:	14-5				
When opponent shoots at least 50% from 3-point range:	0-0				
When opponent shoots less than 50% from 3-point range:	15-5				
When Iowa has a higher 3-point FG% than opponent:	13-4				
When opponent has a higher 3-point FG%:	2-1				
When 3-point FG% is equal:	0-0				
When Iowa has more assists than opponent:	13-2				
When opponent has more assists:	1-3				
When assists are equal:	1-0				
When Iowa has fewer turnovers than opponent:	12-2				
When opponent has fewer turnovers:	2-3				
When turnovers are equal:	1-0				
When Iowa has more steals than opponent:	12-2				
When opponent has more steals:	3-3				
When steals are equal:	0-0				

2025-26 IOWA MEN'S BASKETBALL \ \ BOX SCORES

@IOWAHOOPS

GAME 1 \ \ NOV. 4, 2025 \ \ IOWA CITY, IOWA \ \ CARVER-HAWKEYE ARENA

ROBERT MORRIS 69 | 0-1

#	Name	MIN	FG	3PT	FT	O-D-T	PF-FD	TP	A	TO	ST	BS-BA	+/-
0	*Goode	27:01	4-6	2-2	1-1	2-1-3	3-5	11	0	2	2	0-0	-26
16	*Chitikoudis	26:26	7-11	0-0	0-2	5-4-9	5-3	14	1	1	1	1-0	-22
2	*Prather, Jr.	28:39	3-9	2-4	4-4	2-1-3	3-2	12	3	1	1	0-1	-23
3	*Smith	26:13	1-3	0-2	2-6	0-0-0	3-5	4	2	3	0	0-0	-29
20	*Vargas	19:55	1-2	1-2	0-0	0-0-0	4-2	3	4	2	1	0-0	-3
12	Livingston	23:00	3-10	3-9	0-0	0-0-0	2-1	9	1	6	0	0-0	-24
1	Hill	15:20	2-3	1-2	1-4	2-3-5	5-4	6	0	3	0	1-0	-11
4	Brown	19:10	2-3	2-3	0-1	1-0-1	4-2	6	3	3	0	0-0	-15
13	Obenjo	4:57	0-0	0-0	0-0	0-1-1	2-0	0	0	1	0	0-0	-2
35	Okon	6:10	0-0	0-0	0-0	0-0-0	2-0	0	0	0	0	0-0	-3
6	Cooke III	3:09	0-1	0-0	4-4	0-0-0	0-2	4	0	0	0	0-0	-2
	TEAM					1-2-3		0		1			
TOTALS			23-48	11-24	12-22	13-12-25	33-26	69	14	23	5	2-1	-32

1st Half	11-29	.379	1-11	.091	3-9	.333	26	Deadball Rebounds: 6, 0 Largest Lead: 0 Technical Fouls: None					
2nd Half	12-19	.632	10-13	.769	9-13	.692	43						
TOTALS	23-48	.479	11-24	.458	12-22	.545	69						

IOWA 101 | 1-0

#	Name	MIN	FG	3PT	FT	O-D-T	PF-FD	TP	A	TO	ST	BS-BA	+/-
3	*Manyawu	13:04	3-7	0-0	4-5	1-0-1	2-4	10	0	0	1	0-1	5
8	*C. Koch	25:43	3-5	1-2	1-1	3-2-5	2-2	8	3	1	0	0-0	20
6	*Banks	19:06	6-7	0-0	5-6	2-2-4	3-4	17	0	2	2	0-1	22
14	*Stirtz	35:25	6-10	2-5	5-6	0-0-0	1-5	19	6	4	4	1-0	31
23	*Howard	23:20	2-3	0-1	6-8	1-1-2	2-4	10	2	0	1	0-0	27
7	Folgueiras	17:57	4-5	3-4	0-0	1-4-5	2-3	11	3	0	3	0-0	22
11	Combs	17:12	1-2	0-0	0-0	0-1-1	4-0	2	5	1	0	0-0	11
24	Sage	16:24	0-1	0-0	3-6	1-2-3	3-4	3	2	1	0	0-0	9
27	Jirak	13:20	2-3	0-1	5-5	0-0-0	4-4	9	0	2	0	0-0	6
15	Hausen	14:31	1-3	1-2	7-7	0-2-2	2-3	10	0	0	0	0-0	6
44	Matteoni	3:58	1-1	0-0	0-0	0-0-0	1-0	2	0	0	0	0-0	1
	TEAM					1-2-3		0		0			
TOTALS			29-47	7-15	36-44	10-16-26	26-33	101	21	11	11	1-2	32

1st Half	16-26	.640	4-7	.571	13-17	.765	49	Deadball Rebounds: 4,0 Largest Lead: 38 (2nd, 8:59) Technical Fouls: None					
2nd Half	13-22	.591	3-8	.375	23-27	.852	52						
TOTALS	29-47	.617	7-15	.467	36-44	.818	101						

Points	Off Turnovers	Paint	2nd Chance	Fast Break	Bench
RMU	7	22	15	0	25
Iowa	33	44	12	13	37

Lead Changes: 0 | Times Tied: 0 | Time With Lead: RMU --; Iowa 39:33

Officials: Earl Walton, Kelly Pfeifer, Andy O'Brien | Attendance: 9,232

GAME 2 \ \ NOV. 7, 2025 \ \ IOWA CITY, IOWA \ \ CARVER-HAWKEYE ARENA

WESTERN ILLINOIS 58 | 0-2

#	Name	MIN	FG	3PT	FT	O-D-T	PF-FD	TP	A	TO	ST	BS-BA	+/-
12	*Griffin	36:20	8-13	2-3	3-4	1-4-5	3-3	21	0	2	0	0-0	-20
15	*Okwuosah	33:27	3-5	1-3	1-2	2-3-5	2-1	8	0	2	0	1-0	-15
45	*Massey	23:33	2-5	0-0	4-4	0-4-4	2-2	8	0	2	1	1-1	-1
0	*Tyran Cook	27:50	4-8	0-1	2-2	0-1-1	2-2	10	2	2	0	0-0	-9
3	*Lorenzen	33:10	1-9	1-6	2-2	1-2-3	2-3	5	1	1	0	0-0	-20
22	Billiew	8:58	0-1	0-0	0-0	0-2-2	1-0	0	0	1	0	0-1	-13
5	Dixon	19:24	1-4	1-2	3-4	0-4-4	2-2	6	0	0	0	0-0	-8
11	Peter	2:53	0-0	0-0	0-0	0-0-0	0-0	0	0	0	0	0-0	-3
2	Pigram	9:17	0-1	0-0	0-0	0-0-0	2-0	0	0	1	0	0-0	-7
50	Nick Hittle	3:42	0-1	0-0	0-0	1-1-2	0-0	0	0	1	0	0-0	-1
13	Kwamme	1:26	0-0	0-0	0-0	0-1-1	0-0	0	1	0	0	0-0	2
	TEAM					1-1-2				2			
TOTALS			19-47	5-15	15-18	6-23-29	16-13	58	4	14	1	2-2	-19

1st Half	13-25	.520	2-3	.400	3-4	.750	33	Deadball Rebounds: 3, 0 Largest Lead: 4 (1st, 17:57) Technical Fouls: None					
2nd Half	6-22	.273	1-5	.200	12-14	.857	25						
TOTALS	19-47	.404	5-15	.333	15-18	.833	58						

IOWA 77 | 2-0

#	Name	MIN	FG	3PT	FT	O-D-T	PF-FD	TP	A	TO	ST	BS-BA	+/-
3	*Manyawu	11:46	1-2	0-0	2-2	0-4-4	2-1	4	0	0	0	1-0	5
8	*C. Koch	18:04	3-3	2-2	0-0	1-0-1	1-0	8	0	0	0	0-0	1
6	*Banks	20:22	2-3	0-0	0-0	1-2-3	3-1	4	1	3	0	0-0	15
14	*Stirtz	40:00	7-11	4-7	6-6	0-1-1	3-5	24	7	0	2	0-0	19
23	*Howard	25:35	3-6	1-2	1-2	0-2-2	0-1	8	4	0	3	0-1	14
7	Folgueiras	26:54	5-7	1-3	2-4	0-5-5	2-3	13	5	0	3	1-0	18
24	Sage	24:10	3-8	1-6	1-2	1-0-1	2-1	8	1	1	0	0-0	15
11	Combs	18:05	2-6	1-1	2-2	1-2-3	0-2	7	1	1	0	0-1	7
15	Hausen	9:58	0-4	0-4	0-0	0-4-4	0-1	0	0	1	0	0-0	1
27	Jirak	5:03	0-0	0-0	1-2	0-1-1	0-1	1	2	0	0	0-0	0
	TEAM					0-1-1				1			
TOTALS			26-50	10-25	15-20	4-22-26	13-16	77	21	7	8	2-2	19

1st Half	14-28	.500	6-15	.400	7-9	.778	41	Deadball Rebounds: 2,0 Largest Lead: 22 (2nd, 1:54) Technical Fouls: None					
2nd Half	12-22	.544	4-10	.400	8-11	.727	36						
TOTALS	26-50	.520	10-25	.400	15-20	.750	77						

Points	Off Turnovers	Paint	2nd Chance	Fast Break	Bench
WIU	6	22	6	2	6
Iowa	24	28	0	12	29

Lead Changes: 3 | Times Tied: 0 | Time With Lead: WIU 2:43; Iowa 36:51

Officials: Tim Comer, Rob Kueneman, Steve McLunkins | Attendance: 10,978

GAME 3 \ \ NOV. 14, 2025 \ \ IOWA CITY, IOWA \ \ CARVER-HAWKEYE ARENA

XAVIER 62 | 2-2

#	Name	MIN	FG	3PT	FT	O-D-T	PF-FD	TP	A	TO	ST	BS-BA	+/-
4	*Borovicinanin	34:57	6-12	0-4	0-0	1-4-5	1-4	12	3	0	3	0-1	-13
12	*Carroll	34:34	5-14	2-8	0-1	1-4-5	2-3	12	2	3	1	0-0	-13
24	*Milicevic	24:55	5-10	2-7	3-4	1-1-2	5-2	15	0	2	0	0-0	-16
0	*Anderson III	19:57	1-6	1-5	0-0	0-2-2	4-0	3	1	4	1	0-0	-11
1	*Messina-Moore	29:23	2-6	2-4	3-5	0-0-0	3-3	9	2	1	1	0-0	-9
3	Wright	28:00	3-7	0-3	1-2	0-2-2	3-3	7	0	1	1	0-0	-14
7	Walker	20:16	1-2	1-2	0-0	2-2-4	2-0	3	1	0	0	0-0	-11
21	Robinson	7:58	0-2	0-0	1-2	1-2-3	1-2	1	0	1	0	1-1	-8
	TEAM					0-1-1				1			
TOTALS			23-59	8-33	8-14	7-17-24	21-17	62	9	12	7	1-2	-19

1st Half	12-30	.400	5-17	.294	0-2	.000	29	Deadball Rebounds: 2,0 Largest Lead: 3 Technical Fouls: --					
2nd Half	11-29	.379	3-16	.181	8-12	.571	33						
TOTALS	23-59	.390	8-33	.242	8-14	.571	62						

IOWA 81 | 3-0

#	Name	MIN	FG	3PT	FT	O-D-T	PF-FD	TP	A	TO	ST	BS-BA	+/-
3	*Manyawu	18:04	4-8	0-0	1-2	3-6-9	0-1	9	0	0	0	1-1	6
8	*C. Koch	13:13	1-2	0-1	0-0	0-4-4	1-0	2	0	1	0	0-0	3
6	*Banks	29:33	5-7	1-1	2-5	0-5-5	3-4	13	2	2	3	0-0	13
14	*Stirtz	40:00	7-13	0-1	7-8	2-6-8	3-8	21	3	4	2	0-0	19
23	*Howard	13:58	1-2	0-1	0-0	0-1-1	3-0	2	1	3	0	0-0	6
11	Combs	31:47	2-5	0-1	7-7	0-4-4	2-4	11	4	1	0	0-0	15
7	Folgueiras	24:18	3-5	0-2	2-3	2-6-8	3-3	8	3	0	0	1-0	9
24	Sage	11:51	3-3	1-1	1-2	0-0-0	0-1	8	1	1	0	0-0	14
27	Jirak	7:57	2-3	0-1	0-0	1-0-1	0-0	4	2	0	0	0-0	9
15	Hausen	9:19	1-3	1-2	0-0	0-0-0	2-0	3	0	1	0	0-0	1
	TEAM					0-1-1				1			
TOTALS			29-51	3-11	20-27	8-33-41	17-21	81	16	14	5	2-1	19

1st Half	15-24	.625	3-6	.500	12-17	.706	45	Deadball Rebounds: 4,0 Largest Lead: 22 (2nd, 10:05) Technical Fouls: Koch (F1), 2nd, 17:57					
2nd Half	14-27	.519	0-5	.000	8-10	.800	36						
TOTALS	29-51	.569	3-11	.273	20-27	.741	81						

Points	Off Turnovers	Paint	2nd Chance	Fast Break	Bench
Xavier	8	26	9	8	11
Iowa	18	50	4	7	34

2025-26 IOWA MEN'S BASKETBALL \ \ BOX SCORES

@IOWAHOOPS

GAME 5 \ \ NOV. 20, 2025 \ \ IOWA CITY, IOWA \ \ CARVER-HAWKEYE ARENA

CHICAGO STATE 54 | 0-6

#	Name	MIN	FG	3PT	FT	O-D-T	PF-FD	TP	A	TO	ST	BS-BA	+/
8	*Byard	29:31	3-11	1-2	0-0	3-4-7	4-3	7	1	5	0	1-0	-26
4	*Tankersley	34:35	7-12	1-2	4-6	0-3-3	2-4	19	3	1	0	0-0	-33
5	*Gibson	22:00	0-3	0-2	0-0	0-1-1	1-0	0	0	2	1	0-0	-21
21	*Bush	33:39	3-9	0-2	2-2	0-3-3	1-1	8	1	0	0	0-1	-31
23	*Ray	25:04	4-9	0-2	4-4	2-0-2	3-2	12	1	1	1	0-0	-18
22	Cox	12:09	1-1	0-0	0-0	1-1-2	2-2	2	0	0	0	0-0	-11
6	Zatsepin	5:52	0-0	0-0	0-0	0-0-0	1-0	0	0	0	0	0-0	-8
10	Sands	13:02	0-1	0-1	2-2	0-1-1	1-1	2	0	0	0	0-0	-10
11	Larvadain	15:44	1-3	0-0	0-0	0-1-1-0	1-0	2	1	1	2	0-0	-19
9	Robinson	6:56	1-1	0-0	0-1	0-0-0	3-1	2	0	0	1	0-0	-12
15	Owens	0:44	0-0	0-0	0-0	0-0-0	2-0	0	0	1	0	0-0	-3
25	Thomas	0:45	0-0	0-0	0-0	0-0-0	0-0	0	0	0	0	0-0	-3
TEAM						2-0-2		0		0			
TOTALS			20-50	2-11	12-15	8-14-22	21-14	54	7	11	5	1-1	-39

	FG	FG%	3PT	3PT%	FT	FT%	PTS
1st Half	9-25	.360	1-5	.200	5-6	.833	24
2nd Half	11-25	.440	1-6	.167	7-9	.778	30
TOTALS	20-50	.400	2-11	.182	12-15	.800	54

Deadball Rebounds: 0,0
Largest Lead: 0
Technical Fouls: None

IOWA 93 | 5-0

#	Name	MIN	FG	3PT	FT	O-D-T	PF-FD	TP	A	TO	ST	BS-BA	+/
3	*Manyawu	12:47	2-2	0-0	1-2	2-0-2	3-2	5	2	0	1	0-0	14
8	*C. Koch	13:26	4-7	2-5	0-0	0-2-2	3-0	10	0	0	0	0-0	15
6	*Banks	24:13	5-8	1-1	5-5	2-8-10	1-3	16	2	2	1	0-0	21
11	*Combs	32:12	1-2	1-2	0-0	1-1-2	1-2	3	5	0	2	0-0	32
14	*Stirtz	36:10	3-5	1-3	2-2	0-5-5	2-5	9	6	2	0	0-0	36
7	Folgueiras	20:52	5-9	3-5	1-2	2-4-6	1-4	14	4	0	1	0-1	24
24	Sage	15:57	4-7	1-4	4-6	1-2-3	1-3	13	1	0	0	0-0	11
23	Howard	12:45	4-6	0-2	0-0	2-1-3	0-0	8	3	1	0	1-0	15
15	Hausen	15:23	3-7	3-7	0-0	0-0-0	1-0	9	1	0	0	0-0	19
27	Jirak	10:42	2-4	0-1	2-2	0-2-2	1-2	6	1	1	0	0-0	11
44	Matteoni	3:10	0-0	0-0	0-0	0-0-0	0-0	0	1	0	1	0-0	0
10	J. Koch	2:24	0-1	0-1	0-0	0-0-0	0-0	0	0	0	0	0-0	-3
TEAM						2-0-2		0		1			
TOTALS			33-58	12-31	15-19	12-25-37	14-21	93	26	7	6	1-1	39

	FG	FG%	3PT	3PT%	FT	FT%	PTS
1st Half	12-28	.429	3-16	.188	13-17	.765	40
2nd Half	21-30	.700	9-15	.600	2-2	1.000	53
TOTALS	33-58	.569	12-31	.387	15-19	.789	93

Deadball Rebounds: 3,0
Largest Lead: 43 (2nd, 2:24)
Technical Fouls: None

Points	Off Turnovers	Paint	2nd Chance	Fast Break	Bench
CSU	2	24	7	2	14
Iowa	23	42	24	7	50

Lead Changes: 0 | Times Tied: 1 | Time With Lead: CSU --; Iowa 39:04

Officials: Steve McDunkins, Tariq Lucas, Steve Honacki | Attendance: 9,265

GAME 6 \ \ NOV. 25, 2025 \ \ PALM DESERT, CALIF. \ \ ACRISURE ARENA \ \ ACRISURE CLASSIC

OLE MISS 69 | 1-5

#	Name	MIN	FG	3PT	FT	O-D-T	PF-FD	TP	A	TO	ST	BS-BA	+/
0	*Dia	16:15	1-6	0-1	0-0	0-2-2	1-0	2	1	2	0	2-0	-13
4	*Scott	26:18	3-5	0-0	0-0	2-6-8	1-0	6	1	2	0	2-0	0
2	*Storr	31:08	6-10	2-4	8-10	1-4-5	4-6	22	2	2	0	0-1	-2
6	*Kamardine	38:31	5-12	0-4	2-2	1-0-1	3-2	12	4	5	2	2-0	-4
13	*Giffa	27:57	3-6	2-4	5-6	1-1-2	4-6	13	0	0	0	0-0	-5
88	Cassia	13:49	1-3	0-1	0-0	1-1-2	3-1	2	0	0	0	1-0	11
11	Perry	10:33	0-1	0-0	0-0	0-2-2	2-0	0	0	0	0	0-0	-4
23	Pinkins	7:31	2-3	1-2	0-0	0-0-0	1-0	5	0	0	0	0-0	3
1	Chest	7:30	1-1	0-0	0-0	0-0-0	1-2	2	0	0	0	0-0	-5
8	Klafke	20:28	1-2	1-1	2-2	0-5-5	0-2	5	1	1	0	0-0	-6
TEAM						0-2-2				1			
TOTALS			23-49	6-17	17-20	6-23-29	20-19	69	9	13	2	7-1	-5

	FG	FG%	3PT	3PT%	FT	FT%	PTS
1st Half	10-19	.526	1-4	.250	10-12	.833	31
2nd Half	13-30	.433	5-13	.385	7-8	.875	38
TOTALS	23-49	.469	6-17	.353	17-20	.850	69

Deadball Rebounds: 3,1
Largest Lead: 4 (1st, 5:07)
Technical Fouls: None

IOWA 74 | 6-0

#	Name	MIN	FG	3PT	FT	O-D-T	PF-FD	TP	A	TO	ST	BS-BA	+/
3	*Manyawu	15:56	2-4	0-0	2-2	2-2-4	4-1	6	1	0	2	0-2	5
8	*C. Koch	34:38	5-7	1-3	3-4	4-6-10	4-4	14	1	2	1	0-0	8
6	*Banks	22:40	1-5	0-2	5-7	1-0-1	2-4	7	0	0	2	0-2	8
11	*Combs	37:40	3-6	0-2	1-2	0-2-2	2-1	7	2	0	0	0-1	7
14	*Stirtz	40:00	9-20	6-8	5-6	0-3-3	3-6	29	2	1	0	0-0	5
7	Folgueiras	21:01	2-7	1-3	2-2	0-2-2	2-2	7	2	0	0	1-2	3
23	Howard	12:49	2-6	0-3	0-1	2-2-4	1-1	4	0	1	0	0-0	-5
24	Sage	3:59	0-0	0-0	0-0	0-0-0	0-0	0	0	0	0	0-0	-1
27	Jirak	3:03	0-0	0-0	0-0	0-0-0	0-0	0	1	2	0	0-0	-6
15	Hausen	8:14	0-1	0-1	0-0	0-0-0	1-1	0	0	0	0	0-0	1
TEAM						2-2-4				1			
TOTALS			24-56	8-22	18-24	11-19-30	19-20	74	9	7	5	1-7	5

	FG	FG%	3PT	3PT%	FT	FT%	PTS
1st Half	12-27	.444	2-10	.200	5-6	.833	31
2nd Half	12-29	.414	6-12	.500	13-18	.722	43
TOTALS	24-56	.429	8-22	.364	18-24	.750	74

Deadball Rebounds: 3,1
Largest Lead: 8 (2nd, 1:56)
Technical Fouls: None

Points	Off Turnovers	Paint	2nd Chance	Fast Break	Bench
Ole Miss	8	26	11	4	14
Iowa	13	28	18	0	11

Lead Changes: 10 | Times Tied: 9 | Time With Lead: UM 3:13; Iowa 31:08

Officials: Kipp Kissinger, Brooks Wells, Todd Austin | Attendance: --

GAME 7 \ \ NOV. 26, 2025 \ \ PALM DESERT, CALIF. \ \ ACRISURE ARENA \ \ ACRISURE CLASSIC

GRAND CANYON 46 | 4-3

#	Name	MIN	FG	3PT	FT	O-D-T	PF-FD	TP	A	TO	ST	BS-BA	+/
31	*Owusu-Anane	27:06	0-8	0-5	2-2	1-3-4	2-2	2	0	0	0	0-1	-7
32	*Breidenbach	15:50	0-1	0-0	0-0	0-2-2	4-1	0	1	1	1	0-0	1
2	*Williams	20:45	4-5	1-2	0-0	0-0-0	0-0	9	1	2	0	0-0	-11
5	*Moore, Jr.	26:13	2-5	0-0	1-1	0-1-1	2-3	5	2	2	0	0-0	-3
10	*Henley	32:53	6-11	2-3	2-4	0-4-4	3-4	16	2	6	0	1-1	-13
8	Stromer	26:07	2-6	1-4	2-2	2-1-3	1-2	7	0	2	2	0-0	-4
11	Shaw	16:56	1-3	1-3	0-0	0-1-1	3-1	3	1	2	1	0-0	-8
17	Demirel	22:44	2-3	0-0	0-0	0-6-6	2-1	4	1	2	0	0-0	-9
14	Evans	1:26	0-0	0-0	0-0	0-0-0	0-0	0	0	0	0	0-0	-5
22	Smith	10:00	0-0	0-0	0-0	0-1-1	0-0	0	0	0	0	0-0	-6
TEAM						1-1-2				2			
TOTALS			17-42	5-17	7-9	4-20-24	17-14	46	8	19	4	4-2	-13

	FG	FG%	3PT	3PT%	FT	FT%	PTS
1st Half	9-24	.375	5-12	.417	0-1	.000	23
2nd Half	8-18	.444	0-0	.000	7-8	.875	23
TOTALS	17-42	.405	5-17	.294	7-9	.778	46

Deadball Rebounds: 1,1
Largest Lead: 6 (1st, 17:18)
Technical Fouls: Shaw (F1, 2nd, 12:52)

IOWA 59 | 7-0

#	Name	MIN	FG	3PT	FT	O-D-T	PF-FD	TP	A	TO	ST	BS-BA	+/
3	*Manyawu	22:38	2-3	0-0	3-4	3-0-3	4-3	7	1	1	0	1-1	9
8	*C. Koch	37:04	2-6	2-4	5-6	1-5-6	1-4	11	2	0	1	0-1	11
6	*Banks	20:28	0-4	0-0	2-4	1-1-2	2-2	2	0	2	1	0-1	8
11	*Combs	35:38	3-6	0-2	0-0	0-5-5	1-0	6	3	3	0	0-0	6
14	*Stirtz	40:00	5-15	1-7	2-4	1-1-2	2-4	13	5	0	3	0-1	13
7	Folgueiras	11:10	0-2	0-1	1-2	0-2-2	1-3	1	0	3	1	0-0	0
23	Howard	29:07	7-10	3-5	2-2	1-5-6	3-1	19	0	1	1	1-0	15
24	Sage	3:52	0-1	0-0	0-0	1-0-1	0-0	0	0	0	0	0-0	3
15	Hausen	0:03	0-0	0-0	0-0	0-0-0	0-0	0	0	0	0	0-0	0
TEAM						2-3-5				2			
TOTALS			19-47	6-19	15-22	10-22-32	14-17	59	11	12	7	2-4	13

	FG	FG%	3PT	3PT%	FT	FT%	PTS
1st Half	9-22	.409	2-10	.200	10-12	.833	30
2nd Half	10-25	.400	4-9	.444	5-10	.500	29
TOTALS	19-47	.404	6-19	.316	15-22	.682	59

Deadball Rebounds: 4,0
Largest Lead: 17 (2nd, 1:10)
Technical Fouls: None

Points	Off Turnovers	Paint	2nd Chance	Fast Break	Bench
GCU	11	22	0	0	14
Iowa	22	22	10	3	20

Lead Changes: 1 | Times Tied: 1 | Time With Lead: GCU 8:15; Iowa 29:51

Officials: Brooks Wells, Kipp Kissinger, Michael Mojica | Attendance: --

2025-26 IOWA MEN'S BASKETBALL \ \ BOX SCORES

@IOWAHOOPS

GAME 9 \ \ DEC. 6, 2025 \ \ IOWA CITY, IOWA \ \ CARVER-HAWKEYE ARENA

MARYLAND 64 | 6-4 (0-1 BIG TEN)

#	Name	MIN	FG	3PT	FT	O-D-T	PF-FD	TP	A	TO	ST	BS-BA	+/
9	*Washington	32:43	2-7	1-3	3-4	4-5-9	3-4	8	0	2	1	1-0	-14
13	*Saunders	31:43	2-2	1-1	0-0	1-2-3	3-0	5	0	2	0	0-0	-15
21	*Payne	38:09	4-9	0-0	9-18	7-7-14	3-13	17	2	5	0	0-1	-18
1	*Adams	16:41	1-6	0-4	6-10	0-1-1	2-5	8	1	0	0	0-0	-4
2	*Rice	9:31	0-3	0-1	0-0	0-0-0	0-1	0	0	3	0	0-1	-14
7	Mills	20:49	3-6	1-3	4-4	0-3-3	1-2	11	1	2	0	0-1	-19
8	Coit	25:28	4-10	3-6	2-2	0-2-2	2-1	13	0	3	1	0-1	-14
12	Watts	11:41	1-1	0-0	0-0	0-1-1	2-1	2	2	1	1	0-0	3
18	Del Pino	11:24	0-3	0-0	0-0	1-2-3	0-0	0	1	0	1	0-0	1
45	Metcalfe TEAM	1:51	0-0	0-0	0-0	0-2-2	0-0	0	0	0	0	0-0	-1
						0-1-1							
TOTALS			17-47	6-18	24-38	13-26-39	16-27	64	7	18	4	1-4	-19

1st Half	FG	FG%	3PT	3PT%	FT	FT%	PTS
	10-23	.435	3-7	.429	7-12	.583	30
2nd Half	7-24	.292	3-11	.273	17-26	.654	34
TOTALS	17-47	.362	6-18	.333	24-38	.632	64

Deadball Rebounds: 7, 0
Largest Lead: 2, 19:49, 1st
Technical Fouls: None

RV/#25 IOWA 83 | 8-1 (1-1 BIG TEN)

#	Name	MIN	FG	3PT	FT	O-D-T	PF-FD	TP	A	TO	ST	BS-BA	+/
3	*Manyawu	22:45	5-7	0-0	2-3	2-5-7	4-4	12	3	3	2	1-0	17
8	*C. Koch	34:57	4-6	3-4	0-1	0-3-3	3-2	11	1	1	1	1-0	28
6	*Banks	23:51	4-9	0-1	1-2	3-4-7	3-2	9	3	1	1	1-0	25
11	*Combs	17:11	2-4	0-1	1-2	0-3-3	1-2	5	1	0	1	0-0	5
14	*Stirtz	38:07	10-17	4-8	1-1	0-1-1	1-3	25	2	0	2	0-1	23
7	Folgueiras	9:17	1-1	1-1	0-0	1-1-2	5-0	3	2	1	1	0-0	10
23	Howard	20:53	1-2	0-0	0-0	1-2-3	4-0	2	1	1	3	0-0	10
24	Sage	20:03	5-9	1-2	1-2	1-3-4	4-2	12	3	1	1	0-0	-6
27	Jirak	6:39	1-3	0-1	0-1	0-0-0	1-1	2	1	1	0	1-0	-15
44	Matteoni TEAM	6:17	1-5	0-0	0-0	0-0-0	1-0	2	2	1	0	0-0	-2
						0-2-2							
TOTALS			34-63	9-18	6-12	8-24-32	27-16	83	19	10	12	4-1	19

1st Half	FG	FG%	3PT	3PT%	FT	FT%	PTS
	17-31	.548	8-13	.615	2-5	.400	44
2nd Half	17-32	.531	1-5	.200	4-7	.571	39
TOTALS	34-63	.540	9-18	.500	6-12	.500	83

Deadball Rebounds: 1, 0
Largest Lead: 26, 2nd, 9:39
Technical Fouls: None

Points	Off Turnovers	Paint	2nd Chance	Fast Break	Bench
Maryland	4	20	13	6	26
Iowa	21	44	10	15	21

Lead Changes: 1 | Times Tied: 1 | Time With Lead: UM 0:54; Iowa 37:35
Officials: Paul Szelc, Mike Littlewood, Edwin Young | Attendance: 10,956

GAME 10 \ \ DEC. 11, 2025 \ \ AMES, IOWA \ \ HILTON COLISEUM

RV/#23 IOWA 62 | 8-2

#	Name	MIN	FG	3PT	FT	O-D-T	PF-FD	TP	A	TO	ST	BS-BA	+/
3	*Manyawu	21:23	5-10	0-0	0-0	3-3-6	2-0	10	2	3	0	1-4	-5
8	*C. Koch	25:07	2-4	1-3	0-0	0-0-0	2-0	5	0	0	1	0-0	-16
6	*Banks	20:28	5-9	2-2	2-2	0-4-4	4-2	14	1	1	0	0-1	-8
11	*Combs	25:09	2-2	0-0	0-0	1-0-1	3-2	4	3	3	0	0-0	-5
14	*Stirtz	40:00	3-11	3-8	1-2	0-5-5	2-5	10	4	3	1	0-0	-4
7	Folgueiras	18:37	2-3	0-0	0-0	0-5-5	3-1	4	2	2	0	1-0	1
23	Howard	19:38	3-5	1-1	0-0	1-1-2	2-0	7	3	1	3	1-1	7
24	Sage	25:30	4-6	0-0	0-1	2-2-4	1-1	8	0	2	0	0-0	9
15	Hausen TEAM	4:08	0-1	0-1	0-0	0-0-0	0-0	0	0	0	0	0-0	1
						1-3-4							
TOTALS			26-51	7-15	3-5	8-23-31	19-11	62	15	16	5	3-6	-4

1st Half	FG	FG%	3PT	3PT%	FT	FT%	PTS
	14-22	.636	5-7	.714	0-0	.000	33
2nd Half	12-29	.414	2-8	.250	3-5	.600	29
TOTALS	26-51	.510	7-15	.467	3-5	.600	62

Deadball Rebounds: 1,0
Largest Lead: 13, 1st, 6:31
Technical Fouls: None

#4/4 IOWA STATE 66 | 10-0

#	Name	MIN	FG	3PT	FT	O-D-T	PF-FD	TP	A	TO	ST	BS-BA	+/
5	*Jefferson	35:20	7-14	3-6	7-9	2-3-5	2-7	24	1	3	2	2-0	6
22	*Momiclovic	31:09	4-7	2-3	0-0	0-4-4	0-1	10	0	1	0	0-0	-2
23	*Buchanan	31:38	2-3	0-0	2-2	2-4-6	1-2	6	2	0	3	4-0	7
3	*Lipsey	33:09	6-15	0-2	2-2	0-1-1	3-2	14	4	0	4	0-1	11
27	*Toure	29:50	2-6	0-1	3-6	2-3-5	2-3	7	2	1	2	0-1	13
0	Heise	23:38	1-5	0-3	1-2	1-1-2	2-1	3	1	1	0	0-1	-7
4	Mulder	6:03	0-1	0-0	2-2	0-1-1	1-2	2	0	0	0	0-0	0
1	Batemon	6:28	0-0	0-0	0-0	0-0-0	0-1	0	0	1	0	0-0	0
11	Nelson TEAM	2:46	0-1	0-0	0-0	0-0-0	0-0	0	0	1	0	0-0	-8
						3-1-4							
TOTALS			22-52	5-15	17-23	10-18-28	11-19	66	10	9	11	6-3	4

1st Half	FG	FG%	3PT	3PT%	FT	FT%	PTS
	10-30	.333	2-10	.200	3-4	.750	25
2nd Half	12-22	.545	3-5	.600	14-19	.737	41
TOTALS	22-52	.423	5-15	.333	17-23	.739	66

Deadball Rebounds: 3,0
Largest Lead: 10, 2nd, 11:59
Technical Fouls: None

Points	Off Turnovers	Paint	2nd Chance	Fast Break	Bench
Iowa	10	34	9	2	19
Iowa State	18	28	8	11	5

Lead Changes: 3 | Times Tied: 3 | Time With Lead: Iowa: 17:44; Iowa State 18:37
Officials: Kipp Kissingner, Doug Simmons, Brooks Wells | Attendance: 14,267

GAME 11 \ \ DEC. 14, 2025 \ \ IOWA CITY, IOWA \ \ CARVER-HAWKEYE ARENA

WESTERN MICHIGAN 51 | 5-6

#	Name	MIN	FG	3PT	FT	O-D-T	PF-FD	TP	A	TO	ST	BS-BA	+/
4	*Swartz	15:58	0-3	0-0	0-0	1-1-2	3-1	0	0	0	0	0-1	-18
10	*Burton	25:17	3-5	0-0	0-1	2-3-5	2-3	6	0	1	0	0-0	-33
2	*Griffith	24:24	4-14	3-8	0-0	0-1-1	3-2	11	5	4	0	0-2	-17
3	*Ryans	18:29	0-5	0-4	0-0	1-0-1	3-0	0	1	0	0	0-1	-28
12	*Brewer	28:27	3-7	0-0	-7	1-3-4	0-5	10	1	1	1	1-0	-27
1	Lewis	14:52	2-5	2-4	3-6	1-2-3	1-3	9	1	2	1	0-1	-17
22	Peterson	6:38	1-1	0-0	1-1	0-1-1	2-1	2	0	1	0	0-0	-12
0	Barnes	13:23	1-4	0-1	0-0	0-0-0	2-1	2	2	2	1	0-0	-21
7	Vis	17:53	3-7	1-3	4-5	2-1-3	0-3	11	1	2	0	0-0	-10
8	Ward	24:02	0-5	0-2	0-2	1-6-7	1-1	0	0	0	1	0-0	-22
24	Sulaka	5:58	0-1	0-0	0-0	0-2-2	1-0	0	0	0	0	0-0	3
9	Errica	2:32	0-0	0-0	0-0	0-0-0	0-0	0	0	0	0	0-0	0
52	Sileu TEAM	2:07	0-0	0-0	0-0	0-1-1	0-0	0	0	0	0	0-0	2
						6-0-6							
TOTALS			17-57	6-24	11-22	16-20-36	18-20	51	11	13	4	1-5	-40

1st Half	FG	FG%	3PT	3PT%	FT	FT%	PTS
	6-29	.207	2-16	.125	2-5	.400	16
2nd Half	11-28	.393	4-8	.500	9-17	.529	35
TOTALS	17-57	.298	6-24	.250	11-22	.500	51

Deadball Rebounds: 6,0
Largest Lead: 0
Technical Fouls: --

RV/#23 IOWA 91 | 9-2

#	Name	MIN	FG	3PT	FT	O-D-T	PF-FD	TP	A	TO	ST	BS-BA	+/
3	*Manyawu	13:27	5-5	0-0	1-2	1-2-3	2-1	11	2	0	0	1-0	25
8	*C. Koch	17:11	3-6	3-5	0-0	0-3-3	2-0	9	0	0	0	1-0	5
6	*Banks	16:54	2-4	0-1	1-2	1-5-6	2-3	5	3	0	1	0-0	26
11	*Combs	19:13	1-1	0-0	2-2	0-2-2	2-1	4	5	1	1	0-0	17
14	*Stirtz	24:11	5-8	2-4	1-1	0-1-1	2-1	13	6	0	1	1-1	43
7	Folgueiras	15:31	5-9	1-4	2-3	3-1-4	0-6	13	1	1	1	0-0	12
23	Howard	26:00	2-6	0-3	2-2	2-4-6	2-6	6	1	0	0	1-0	26
24	Sage	22:59	4-7	3-4	0-0	1-3-4	1-1	11	1	1	0	1-0	25
15	Hausen	19:01	4-8	4-7	1-1	0-0-0	3-1	13	2	0	0	0-0	17
27	Jirak	17:17	1-3	1-3	0-2	0-3-3	3-1	3	3	3	1	0-0	5
44	Matteoni	5:44	1-2	0-0	1-2	1-3-4	1-1	3	0	0	0	0-0	-1
10	J. Koch TEAM	2:32	0-0	0-0	0-0	0-0-0	0-0	0	0	0	0	0-0	0
						0-2-2							
TOTALS													

1st Half	FG	FG%	3PT	3PT%	FT	FT%	PTS
	21-32	.656	6-14	.429	4-5	.800	52
2nd Half	12-27	.444	8-17	.471	7-12	.583	39
TOTALS	33-59	.559	14-31	.452	11-17	.647	91

Deadball Rebounds: 3,0
Largest Lead: 50 (2nd, 8:39)
Technical Fouls: --

Points	Off Turnovers	Paint	2nd Chance	Fast Break	Bench
Xavier	8	26	9	8	11
Iowa	18	50	4	7	34

Lead Changes: 0 | Times Tied: 0 | Time With Lead: WMU -- ; Iowa 39:33
Officials: Larry Sciotto, Michael iring, Edwin Young | Attendance: 10,341

GAME 12 \ \ DEC. 20, 2025 \ \ DES MOINES, IOWA \ \ CASEY'S CENTER

BUCKNELL 39 | 3-10

#	Name	MIN	FG	3PT	FT	O-D-T	PF-FD	TP	A	TO	ST	BS-BA	+/
4	*Bijiek	30:09	3-10	3-9	0-0	0-2-2	2-2	9	2	5	2	0-0	-37
22	*Dorries	36:08	1-3	0-2	0-0	0-1-1	2-3	2	1	7	0	0-0	-19
23	*Brcic	23:57	2-3	0-0	1-2	0-4-4	4-1	5	0	1	0	0-1	-23
2	*Williams	29:32	3-5	0-0	0-0	1-1-1	3-0	6	3	4	2	0-0	-38
24	*Spadone	34:14	3-11	0-5	0-0	0-3-3	4-2	6	3	2	0	0-0	-47
1	Meachem	15:05	1-2	1-2	2-2	0-0-0	0-1	5	1	4	1	0-0	-29
3	Pachucki	19:38	2-6	1-4	0-0	0-2-2	1-0	5	0	2	0	0-1	-36
0	O'Brien	6:21	0-1	0-1	0-0	0-0-0	0-0	0	1	0	0	0-0	-10
7	Lange	2:28	0-0	0-0	0-0	1-0-1	0-0	0	0	0	0	0-0	-3
32	Welch	2:28	0-0	0-0	1-2	1-0-1	0-1	1	0	0	0	0-0	-3
	TEAM					1-0-1				0			
TOTALS			15-41	5-23	4-6	3-13-16	16-10	39	11	25	5	0-2	-55

2025-26 IOWA MEN'S BASKETBALL \ \ BOX SCORES

@IOWAHOOPS

GAME 13 \ \ DEC. 29, 2025 \ \ IOWA CITY, IOWA \ \ CARVER-HAWKEYE ARENA

UMASS LOWELL 62 | 5-10

#	Name	MIN	FG	3PT	FT	O-D-T	PF-FD	TP	A	TO	ST	BS-BA	+/
10	*Green	31:11	3-8	0-0	1-7	2-1-3	2-6	7	2	2	0	0-2	-20
3	*Yepdo	35:00	3-9	2-4	2-2	1-1-2	1-2	10	5	2	1	0-1	-19
9	*Montas, Jr.	35:21	10-12	1-2	2-3	1-5-6	1-3	23	3	4	2	0-1	-19
11	*Spencer	28:10	3-4	1-1	3-4	0-3-3	3-2	10	1	4	0	1-0	-32
55	*Massaquoi	20:28	2-7	0-1	1-2	3-0-3	2-2	5	0	2	1	0-1	-33
23	Okojie	20:53	0-2	0-2	0-0	0-2-2	3-1	0	0	0	0	0-0	-15
22	Farmer	18:11	2-6	1-2	0-0	0-3-3	2-0	5	0	1	1	0-0	-17
15	Roberson II	7:28	1-1	0-0	0-0	1-1-2	1-0	2	0	0	0	2-0	12
14	Frey	3:18	0-1	0-1	0-0	0-0-0	0-0	0	0	0	0	0-0	3
TEAM						10-1				1			
TOTALS			24-50	5-13	9-18	9-16-25	15-16	62	11	16	5	3-5	-28

	FG	FG%	3PT	3PT%	FT	FT%	PTS	Deadball Rebounds: 5, 0 Largest Lead: -- Technical Fouls: None
1st Half	12-24	.500	3-8	.375	3-8	.375	30	
2nd Half	12-26	.462	2-5	.400	6-10	.600	32	
TOTALS	24-50	.480	5-13	.385	9-18	.500	62	

#25/23 IOWA 90 | 11-2

#	Name	MIN	FG	3PT	FT	O-D-T	PF-FD	TP	A	TO	ST	BS-BA	+/
3	*Manyawu	20:45	6-8	0-0	2-2	2-7-9	3-1	14	2	1	0	3-0	29
8	*C. Koch	19:23	2-3	1-1	0-0	0-1-1	1-1	5	1	1	1	0-1	21
6	*Banks	16:18	5-5	0-0	2-2	0-1-1	4-1	12	0	1	1	0-0	16
11	*Combs	30:02	1-4	0-1	3-3	2-4-6	1-2	5	4	1	1	0-0	23
14	*Stirtz	32:06	7-13	1-4	7-7	0-1-1	1-4	22	8	2	2	0-0	32
7	Folgueiras	21:27	5-7	1-2	3-4	0-2-2	2-3	14	2	1	1	1-0	17
23	Howard	18:48	2-3	1-1	0-0	0-2-2	3-0	5	0	0	2	1-1	14
24	Sage	18:08	0-2	0-2	2-2	0-1-1	0-1	2	2	0	0	0-0	4
27	Jirak	10:02	3-5	0-1	3-4	0-1-1	0-2	9	1	0	1	0-0	-6
15	Hausen	9:12	0-2	0-2	0-0	0-0-0	0-0	0	0	0	1	0-0	-4
44	Matteoni	3:18	1-3	0-0	0-0	2-0-2	1-0	2	0	0	0	0-1	-3
10	J. Koch	0:32	0-0	0-0	0-0	0-0-0	0-0	0	0	0	0	0-0	-3
TEAM						2-1-3				0			
TOTALS			32-55	4-14	22-24	8-21-29	16-15	90	20	7	10	5-3	28

	FG	FG%	3PT	3PT%	FT	FT%	PTS	Deadball Rebounds: 1, 0 Largest Lead: 33 (2nd, 6:15) Technical Fouls: None
1st Half	18-26	.692	2-4	.500	9-11	.818	47	
2nd Half	14-29	.483	2-10	.200	13-13	1.000	43	
TOTALS	32-55	.582	4-14	.286	22-24	.917	90	

Points	Off Turnovers	Paint	2nd Chance	Fast Break	Bench
UMass Lowell	9	36	7	7	7
Iowa	22	54	8	16	32

Lead Changes: 0 | Times Tied: 0 | Time With Lead: UML 0:00; Iowa 39:32

Officials: Kelly Pfeifer, Luke Schumer, Mason Siler | Attendance: 11,324

GAME 14 \ \ JAN. 3, 2026 \ \ IOWA CITY, IOWA \ \ CARVER-HAWKEYE ARENA

UCLA 61 | 10-4 (2-1 BIG TEN)

#	Name	MIN	FG	3PT	FT	O-D-T	PF-FD	TP	A	TO	ST	BS-BA	+/
3	*Dailey, Jr.	30:20	2-5	0-2	0-0	1-3-4	2-1	4	0	0	3	0-0	3
34	*Bilodeau	33:05	3-10	0-4	4-5	3-1-4	3-5	10	1	5	0	0-0	-9
1	*Booker	12:27	2-3	0-0	0-0	1-0-1	3-0	4	0	1	0	0-1	-11
2	*Dent	36:17	12-19	0-0	1-3	0-4-4	3-4	25	5	3	2	0-3	-12
55	*Clark	21:51	2-6	1-3	0-0	0-2-2	1-2	5	3	0	2	0-0	-11
5	Williams	17:54	1-2	0-0	0-0	2-1-3	3-0	2	1	2	0	0-0	-10
24	Jamerson II	3:58	0-0	0-0	1-2	1-0-1	0-1	1	0	0	0	0-0	-6
0	Perry	23:30	2-9	1-3	2-2	1-2-3	4-4	7	2	1	2	0-0	-5
4	Brown	20:48	1-2	1-2	0-0	0-2-2	4-0	3	1	0	2	0-0	-4
TEAM						3-0-3				0			
TOTALS			25-56	3-14	8-12	12-15-27	23-17	61	13	12	11	0-4	-13

	FG	FG%	3PT	3PT%	FT	FT%	PTS	Deadball Rebounds: 2, 0 Largest Lead: 2 (1st, 17:32) Technical Fouls: None
1st Half	9-24	.375	2-5	.400	2-5	.400	22	
2nd Half	16-32	.500	1-9	.111	6-7	.857	39	
TOTALS	25-56	.446	3-14	.214	8-12	.667	61	

#25/23 IOWA 74 | 12-2 (2-1 BIG TEN)

#	Name	MIN	FG	3PT	FT	O-D-T	PF-FD	TP	A	TO	ST	BS-BA	+/
3	*Manyawu	12:38	1-1	0-0	1-2	3-3-6	1-4	3	0	1	1	0-0	2
8	*C. Koch	31:19	1-8	0-4	4-4	1-1-2	1-4	6	0	1	2	1-0	13
6	*Banks	19:41	3-5	0-1	4-4	2-2-4	4-2	10	1	2	0	1-0	6
11	*Combs	27:21	0-2	0-2	0-2	2-2-4	1-1	0	3	2	1	0-0	1
14	*Stirtz	34:27	8-10	4-6	7-7	0-4-4	4-7	27	5	4	2	0-0	20
7	Folgueiras	28:29	4-8	3-6	2-2	1-4-5	2-2	13	2	2	1	2-0	11
23	Howard	29:32	4-10	1-5	2-2	2-3-5	3-1	11	0	0	0	0-0	5
24	Sage	16:34	1-3	0-2	3-3	0-0-0	1-2	4	0	1	0	0-0	7
TEAM						0-2-2				1			
TOTALS			22-47	8-26	22-26	11-21-32	17-23	74	11	14	7	4-0	13

	FG	FG%	3PT	3PT%	FT	FT%	PTS	Deadball Rebounds: 3, 0 Largest Lead: 24 (1st, 1:43) Technical Fouls: None
1st Half	14-25	.560	7-16	.438	5-5	1.000	40	
2nd Half	8-22	.364	1-10	.100	17-21	.810	34	
TOTALS	22-47	.468	8-26	.308	22-26	.846	74	

Points	Off Turnovers	Paint	2nd Chance	Fast Break	Bench
UCLA	17	34	4	11	13
Iowa	12	22	5	5	28

Lead Changes: 2 | Times Tied: 3 | Time With Lead: UCLA 0:21; Iowa 37:25

Officials: D.J. Carstensen, Tim Comer, Jason Phillips | Attendance: 12,657

GAME 15 \ \ JAN. 6, 2026 \ \ MINNEAPOLIS, MINN. \ \ WILLIAMS ARENA

#19 IOWA 67 | 12-3 (2-2 BIG TEN)

#	Name	MIN	FG	3PT	FT	O-D-T	PF-FD	TP	A	TO	ST	BS-BA	+/
3	*Manyawu	18:48	0-1	0-0	0-0	5-3-8	3-0	0	0	0	0	3-0	-1
8	*C. Koch	38:39	4-6	1-3	0-0	0-6-6	3-1	9	3	2	2	0-0	0
6	*Banks	17:16	1-6	1-1	2-2	2-3-5	2-2	5	0	2	1	0-0	-18
11	*Combs	29:24	6-10	1-1	1-1	0-1-1	2-2	14	2	2	1	0-1	8
14	*Stirtz	28:32	6-17	2-10	7-10	0-1-1	3-9	21	2	3	0	0-1	-5
7	Folgueiras	11:27	0-2	0-2	0-0	0-2-2	1-1	0	1	1	0	0-0	-9
23	Howard	27:38	5-13	0-4	0-0	2-4-6	4-1	10	2	2	0	1-0	1
24	Sage	20:47	2-5	1-2	0-0	1-4-5	1-1	5	2	1	0	0-1	-1
15	Hausen	7:29	1-3	1-3	0-0	0-0-0	3-0	3	0	0	1	0-0	10
TEAM						4-1-5				1			
TOTALS			25-63	7-26	10-13	14-25-39	22-17	67	12	14	5	4-3	-3

	FG	FG%	3PT	3PT%	FT	FT%	PTS	Deadball Rebounds: 2, 0 Largest Lead: 4 (1st, 6:23) Technical Fouls: None
1st Half	11-29	.379	2-9	.222	0-0	.000	24	
2nd Half	14-34	.412	5-17	.294	10-13	.769	43	
TOTALS	25-63	.397	7-26	.269	10-13	.769	67	

MINNESOTA 70 | 10-5 (3-1 BIG TEN)

#	Name	MIN	FG	3PT	FT	O-D-T	PF-FD	TP	A	TO	ST	BS-BA	+/
3	*Durkin	30:00	2-4	1-3	4-4	0-1-1	3-2	9	2	0	0	0-0	6
5	*Crocker-Johnson	31:25	3-8	1-5	3-6	1-5-6	2-3	10	4	3	2	2-0	-4
10	*Tyson	32:24	5-12	2-5	4-6	0-5-5	3-5	16	3	0	2	0-3	0
1	*Asuma	36:27	2-7	0-5	6-6	0-2-2	4-5	10	1	3	2	0-0	11
6	*Reynolds	38:39	9-13	0-1	4-6	0-5-5	2-7	22	4	4	1	1-0	1
2	Grove	16:00	0-1	0-0	0-0	1-3-4	1-0	0	1	0	2	0-0	11
9	Shinholster	15:05	1-2	1-1	0-0	1-1-2	2-0	3	0	0	1	0-1	-10
TEAM						0-3-3				0			
TOTALS			22-47	5-20	21-28	3-25-28	17-22	70	15	10	10	3-4	3

	FG	FG%	3PT	3PT%	FT	FT%	PTS	Deadball Rebounds: 4, 0 Largest Lead: 14 (2nd, 9:34) Technical Fouls: None
1st Half	13-24	.542	3-11	.273	2-2	1.000	31	
2nd Half	9-23	.391	2-9	.222	19-26	.731	39	
TOTALS	22-47	.468	5-20	.250	21-28	.750	70	

Points	Off Turnovers	Paint	2nd Chance	Fast Break	Bench
Iowa	13	30	8	2	18
Minnesota	20	30	2	11	3

Lead Changes: 6 | Times Tied: 1 | Time With Lead: Iowa 2:43; Minnesota 36:14

Officials: Keith Kimble, Brian Dorsey, Mike Littlewood | Attendance: 8,976

GAME 16 \ \ JAN. 11, 2026 \ \ IOWA CITY, IOWA \ \ CARVER-HAWKEYE ARENA

#16 ILLINOIS 75 | 13-3 (4-1 BIG TEN)

#	Name	MIN	FG	3PT	FT	O-D-T	PF-FD	TP	A	TO	ST	BS-BA	+/
0	*Mirkovic	35:11	3-7	1-3	0-0	3-9-12	0-2	7	5	2	1	0-0	6
13	*T. Ivisic	20:18	3-6	1-3	0-0	1-1-2	1-0	7	1	3	0	2-0	-4
2	*Stojakovic	32:40	7-16	1-5	2-3	1-4-5	2-2	17	0	1	2	0-2	10
4	*Boswell	37:24	7-13	1-5	2-2	1-3-4	3-4	17	3	1	3	0-0	4
23	*Wagler	34:11	5-9	4-7	5-6	1-4-5	3-6	19	4	3	0	0-0	6
44	Z. Ivisic	15:26	3-5	2-4	0-0	0-2-2	0-0	8	1	2	0	1-0	11
15	Davis	11:44	0-0	0-0	0-0	0-0-0	0-0	0	0	0	1	0-0	-4
3	Humrichous	13:06	0-1	0-1	0-0	1-3-4	2-0	0	1	0	0	1-0	1
	TEAM					1-3-4							
TOTALS			28-57	10-28	9-11	9-29-38	11-14	75	15	12	7	4-2	6

2025-26 IOWA MEN'S BASKETBALL \ \ BOX SCORES

@IOWAKOOPS

GAME 17 \ JAN. 14, 2026 \ WEST LAFAYETTE, IND. \ MACKEY ARENA

#19 IOWA 72 | 12-5 (2-4 BIG TEN)

#	Name	MIN	FG	3PT	FT	O-D-T	PF-FD	TP	A	TO	ST	BS-BA	+/
3	*Manyawu	30:35	5-8	0-0	3-5	2-1-3	3-4	13	1	1	3	1-0	-5
8	*C. Koch	31:26	2-4	1-3	0-0	1-3-4	1-2	5	2	0	0	0-0	-5
6	*Banks	22:25	3-6	3-3	0-0	0-0-0	5-3	9	3	3	1	0-0	-3
11	*Combs	38:05	6-9	4-5	0-0	0-5-5	1-0	16	2	2	1	0-1	-6
14	*Stirtz	36:56	7-15	2-9	3-4	0-3-3	2-3	19	4	3	0	0-0	-2
7	Folgueiras	13:53	2-3	0-1	0-1	0-1-1	3-2	4	1	2	0	0-0	2
24	Sage	20:36	2-6	2-4	0-0	1-3-4	4-0	6	1	0	1	1-1	-13
23	Howard	6:04	0-0	0-0	0-0	0-0-0	1-0	0	0	2	0	0-0	-3
TEAM						1-2-3				0			
TOTALS			27-51	12-25	6-10	5-18-23	20-14	72	14	13	6	2-2	-7

	FG	FG%	3PT	3PT%	FT	FT%	PTS
1st Half	12-22	.545	7-10	.700	3-5	.600	34
2nd Half	15-29	.517	5-15	.333	3-5	.600	38
TOTALS	27-51	.529	12-25	.480	6-10	.600	72

Deadball Rebounds: 1, 2
Largest Lead: 9 (2nd, 14:36)
Technical Fouls: Folgueiras (TF), 1st, 12:51

PURDUE 79 | 16-1 (6-0 BIG TEN)

#	Name	MIN	FG	3PT	FT	O-D-T	PF-FD	TP	A	TO	ST	BS-BA	+/
8	*Kaufman-Renn	23:19	4-10	0-1	4-6	0-2-2	3-4	12	3	3	1	0-0	5
45	*Cluff	22:13	4-4	0-0	2-2	2-2-4	3-1	10	2	1	0	1-0	1
0	*Cox	22:19	2-4	1-2	4-4	0-1-1	2-2	9	1	0	0	0-0	-2
2	*Loyer	30:12	3-7	1-3	4-4	0-2-2	0-3	11	4	0	0	0-0	3
3	*Smith	36:58	6-9	0-0	4-4	0-4-4	2-4	16	8	3	2	0-1	4
12	Jacobsen	17:47	3-6	0-0	1-2	4-5-9	1-3	7	0	2	0	1-0	6
24	Harris	18:53	1-2	1-2	0-0	0-1-1	1-2	3	0	0	2	0-0	9
14	Benter	16:41	2-6	2-5	0-0	0-0-0	2-0	6	2	0	0	0-1	2
17	Mayer	11:38	2-3	1-1	0-0	0-1-1	1-0	5	0	0	0	0-0	7
TEAM						0-2-2				0			
TOTALS			27-51	6-14	19-22	6-20-26	15-19	79	20	9	5	2-2	7

	FG	FG%	3PT	3PT%	FT	FT%	PTS
1st Half	11-29	.379	4-10	.400	5-6	.833	31
2nd Half	16-22	.727	2-4	.500	14-16	.875	48
TOTALS	27-51	.529	6-14	.429	19-22	.864	79

Deadball Rebounds: 1, 2
Largest Lead: 8 (2nd, 0:15)
Technical Fouls: Harris (TF), 1st, 12:51

Points	Off Turnovers	Paint	2nd Chance	Fast Break	Bench
Iowa	8	22	9	6	10
Purdue	16	32	6	4	21

Lead Changes: 14 | Times Tied: 9 | Time With Lead: Iowa 22:34; Purdue 12:23
Officials: Paul Szelc, James Breeding, Chad Barlow | Attendance: 14,876

GAME 18 \ JAN. 17, 2026 \ BLOOMINGTON, IND. \ SIMON SKJODT ASSEMBLY HALL

RV/#23 IOWA 62 | 13-5 (3-4 BIG TEN)

#	Name	MIN	FG	3PT	FT	O-D-T	PF-FD	TP	A	TO	ST	BS-BA	+/
3	*Manyawu	24:15	3-3	0-0	0-1	1-5-6	2-1	6	3	0	1	1-0	16
6	*Banks	31:32	8-12	1-2	9-9	2-6-8	3-6	26	2	2	0	0-1	26
8	*C. Koch	19:32	0-3	0-3	0-0	0-1-1	3-1	0	0	0	0	1-0	-6
11	*Combs	37:29	2-6	1-3	0-0	1-2-3	0-1	5	3	2	0	1-0	24
14	*Stirtz	38:29	7-13	3-5	10-11	0-3-3	3-6	27	5	2	0	0-1	22
23	Howard	9:28	1-3	1-2	0-0	0-1-1	0-0	3	0	0	0	0-0	-11
7	Folgueiras	14:14	0-3	0-2	0-0	0-2-2	3-0	0	2	0	0	0-0	6
24	Sage	20:28	2-2	1-1	2-2	1-0-1	0-3	7	0	0	0	0-0	23
15	Hausen	1:31	0-1	0-1	0-0	0-1-1	0-0	0	0	0	0	0-0	-5
27	Jirak	1:31	0-0	0-0	0-0	0-0-0	0-0	0	0	0	0	0-0	-5
44	Matteoni	1:31	0-0	0-0	0-0	0-0-0	0-0	0	0	0	0	0-0	-5
TEAM						1-1-2				2			
TOTALS			23-46	7-19	21-23	6-22-28	14-18	74	15	8	1	3-2	17

	FG	FG%	3PT	3PT%	FT	FT%	PTS
1st Half	13-24	.542	5-10	.500	7-9	.778	38
2nd Half	10-22	.455	2-9	.222	14-14	1.000	36
TOTALS	23-46	.500	7-19	.368	21-28	.913	74

Deadball Rebounds: 3,0
Largest Lead: 22 (2nd, 1:37)
Technical Fouls: None

RV/RV INDIANA 57 | 12-6 (3-4 BIG TEN)

#	Name	MIN	FG	3PT	FT	O-D-T	PF-FD	TP	A	TO	ST	BS-BA	+/
4	*Alexis	28:11	5-7	1-1	2-2	3-5-8	0-1	13	0	1	0	0-0	-6
12	*DeVries	33:47	2-9	2-6	1-2	1-2-3	1-1	7	3	0	1	0-0	-12
3	*Wilkinson	33:20	3-10	1-5	2-3	1-2-2	3-2	9	0	2	0	1-1	-17
5	*Enright	26:45	1-6	1-5	0-0	0-2-2	4-2	3	2	1	0	0-0	-19
6	*Conerway	30:46	8-12	0-2	0-0	0-2-2	4-3	16	4	3	2	0-1	-14
1	Bailey	11:49	0-2	0-0	4-6	2-0-2	0-4	4	0	0	0	1-0	-11
7	Dorn	19:32	1-2	1-2	0-0	1-2-3	2-0	3	0	1	0	0-0	-2
11	Sisley	8:16	0-2	0-1	2-2	0-0-0	4-1	2	0	0	0	0-1	-3
0	Miles	4:35	0-2	0-2	0-0	0-0-0	0-0	0	0	0	0	0-0	-2
13	Ristic	2:59	0-0	0-0	0-0	0-0-0	0-0	0	0	0	0	0-0	1
TEAM						4-1-5				1			
TOTALS			20-52	6-24	11-15	12-15-27	18-14	57	9	9	3	2-3	-17

	FG	FG%	3PT	3PT%	FT	FT%	PTS
1st Half	12-30	.400	4-13	.308	0-2	.000	28
2nd Half	8-22	.364	2-11	.182	11-13	.846	29
TOTALS	20-52	.385	6-24	.250	11-15	.733	57

Deadball Rebounds: 2,1
Largest Lead: --
Technical Fouls: None

Points	Off Turnovers	Paint	2nd Chance	Fast Break	Bench
Iowa	17	28	5	4	10
Indiana	6	28	4	2	9

Lead Changes: 0 | Times Tied: 1 | Time With Lead: Iowa: 37:58; Indiana 0:00
Officials: Brian Dorsey, Verne Harris, Luke Schumer | Attendance: 17,222

GAME 19 \ JAN. 20, 2026 \ IOWA CITY, IOWA \ CARVER-HAWKEYE ARENA

RUTGERS 62 | 9-10 (2-6 BIG TEN)

#	Name	MIN	FG	3PT	FT	O-D-T	PF-FD	TP	A	TO	ST	BS-BA	+/
4	*Dortch	12:40	0-0	0-0	0-0	0-1-1	0-0	0	0	1	0	0-0	-11
1	*Davis	18:10	0-4	0-0	0-0	1-2-3	2-0	0	1	2	1	1-0	-7
3	*Powers	18:29	2-6	2-3	2-2	0-1-1	3-1	8	3	3	0	0-2	-3
5	*Buchanan, Jr.	31:51	5-8	1-2	6-7	1-2-3	1-5	17	0	0	1	1-0	-7
13	*Zmo	11:25	0-2	0-0	0-0	0-1-1	0-0	0	0	2	1	0-0	4
0	Francis	24:07	4-12	2-6	5-6	0-3-3	5-4	15	1	2	0	0-1	-2
9	Grant	20:58	3-4	0-1	0-0	1-2-3	3-0	6	0	0	0	0-0	-8
21	Ogbole	27:20	3-3	0-0	2-4	3-7-10	2-3	8	1	2	0	0-0	5
2	Mark	21:50	2-5	0-2	3-3	0-2-2	3-4	7	3	3	3	1-1	1
11	Nwuli	10:30	0-0	0-0	1-2	2-0-2	0-2	1	0	1	0	0-0	3
27	Badalau	2:40	0-0	0-0	0-0	0-0-0	0-0	0	0	0	0	0-0	-5
TEAM						1-1-2				3			
TOTALS			19-44	5-18	19-24	9-22-31	19-19	62	9	19	6	5-4	-6

	FG	FG%	3PT	3PT%	FT	FT%	PTS
1st Half	8-21	.381	4-11	.364	4-6	.667	24
2nd Half	11-23	.478	1-7	.143	15-18	.833	38
TOTALS	19-44	.432	5-18	.278	19-24	.792	62

Deadball Rebounds: 4,0
Largest Lead: 5 (1st, 18:50)
Technical Fouls: --

IOWA 68 | 14-5 (4-4 BIG TEN)

#	Name	MIN	FG	3PT	FT	O-D-T	PF-FD	TP	A	TO	ST	BS-BA	+/
3	*Manyawu	25:26	1-2	0-0	2-2	1-1-2	2-1	4	1	2	1	1-0	3
8	*C. Koch	29:29	1-4	1-3	0-0	1-0-1	3-0	3	2	0	1	0-1	12
6	*Banks	20:12	5-9	1-1	1-1	1-1-2	4-2	12	0	1	2	0-0	-11
11	*Combs	16:38	2-3	1-2	0-0	0-0-0	3-0	5	0	1	0	1-0	-13
14	*Stirtz	40:00	8-21	0-6	4-5	0-4-4	1-8	20	5	5	2	1-3	6
7	Folgueiras	14:13	0-1	0-1	1-2	0-1-1	1-1	1	1	1	0	0-0	-1
23	Howard	23:56	2-4	0-0	2-2	2-6-8	3-3	6	1	1	2	1-1	22
24	Sage	30:06	5-7	4-6	3-4	0-1-1	2-4	17	2	1	1	0-0	12
TEAM						2-3-5				0			
TOTALS			24-51	7-19	13-16	7-17-24	19-19	68	12	12	9	4-5	6

	FG	FG%	3PT	3PT%	FT	FT%	PTS
1st Half	12-25	.480	4-12	.333	3-5	.600	31
2nd Half	12-26	.462	3-7	.429	10-11	.909	37
TOTALS	24-51	.471	7-19	.368	13-16	.813	68

Deadball Rebounds: 1,0
Largest Lead: 8 (1st, 1:47)
Technical Fouls: --

Points	Off Turnovers	Paint	2nd Chance	Fast Break	Bench
Rutgers	11	24	5	5	37
Iowa	19	30	5	5	24

Lead Changes: 11 | Times Tied: 8 | Time With Lead: RU 13:32; Iowa 19:38
Officials: Jeffrey Anderson, Earl Walton, Tim Comer | Attendance: 9,778

GAME 20 \ JAN. 28, 2026 \ IOWA CITY, IOWA \ CARVER-HAWKEYE ARENA

USC 72 | 15-6 (4-6 BIG TEN)

#	Name	MIN	FG	3PT	FT	O-D-T	PF-FD	TP	A	TO	ST	BS-BA	+/
2	*Ausar	30:49	4-7	0-0	2-5	2-4-6	5-4	10	1	2	1	1-0	-7
4	*Baker-Mazara	33:27	5-15	3-7	0-1	1-1-2	2-3	13	1	7	0	2-1	3
6	*Cofie	25:32	2-5	0-2	0-0	2-5-7	3-3	4	1	2	0	1-0	-11
0	*Arenas	26:51	3-6	0-1	0-0	0-0-0	3-1	6	0	1	0	0-0	6
13	*Woods	40:00	12-17	2-4	7-8	0-3-3	3-8	33	3	2	4	0-0	-10
8	Easter II	24:26	0-0	0-0	2-2	2-5-7	2-1	2	2	0	0	0-0	8
33	Brownell	6:37	0-1	0-1	0-0	0-0-0	0-0	0	0	0	1	0-0	-8
45	Dynes	9:04	2-2	0-0	0-0	0-1-1	1-0	4	0	0	0	0-0	7
9	Cornish	3:14	0-0	0-0	0-0	0-0-0	0-0	0	0	0	0	0-0	-2
	TEAM					1-2-3				1			
TOTALS			28-53	5-15	11-16	8-21-29	19-20	72	8	15	6	4-1	-1

Game Records

Record	Overall	Home	Away	Neutral
ALL GAMES	5-4	4-1	1-3	0-0
CONFERENCE	5-4	4-1	1-3	0-0
NON-CONFERENCE	0-0	0-0	0-0	0-0

Score by Periods

Team	1st	2nd	OT	TOT
Iowa	283	349	0	632
Opponents	264	347	0	611

Team Box Score

No.	Player				Total		3-Point		F-Throw		Rebounds													
		GP-GS	MIN	AVG	FG-FGA	FG%	3FG-3FGA	3FG%	FT-FTA	FT%	OFF	DEF	TOT	AVG	PF	DQ	A	TO	BLK	STL	PTS	AVG		
14	STIRTZ, Bennett	9-9	326:24	36.3	61-132	.462	22-64	.344	41-50	.820	0	22	22	2.4	22	0	35	26	1	11	185	20.6		
6	BANKS, Tavion	9-8	205:49	22.9	38-74	.514	8-15	.533	26-28	.929	16	25	41	4.6	31	2	16	18	3	9	110	12.2		
24	SAGE, Tate	9-0	181:30	20.2	22-45	.489	10-24	.417	14-19	.737	7	14	21	2.3	19	0	9	5	2	5	68	7.6		
11	COMBS, Kael	9-9	252:35	28.1	22-47	.468	8-18	.444	6-9	.667	3	18	21	2.3	13	0	19	13	2	8	58	6.4		
8	KOCH, Cooper	9-9	269:46	30.0	19-52	.365	11-36	.306	4-6	.667	6	21	27	3.0	21	0	12	5	3	8	53	5.9		
23	HOWARD, Isaia	9-0	175:56	19.5	20-47	.426	5-16	.313	6-7	.857	9	20	29	3.2	21	0	9	6	3	8	51	5.7		
3	MANYAWU, Cam	9-9	174:33	19.4	19-30	.633	0-0	.000	8-13	.615	19	22	41	4.6	19	0	8	10	7	9	46	5.1		
7	FOLGUEIRAS, Alvaro	9-1	171:16	19.0	15-41	.366	8-27	.296	7-10	.700	5	22	27	3.0	22	1	13	14	3	5	45	5.0		
15	HAUSEN, Brendan	4-0	21:18	5.3	3-10	.300	2-9	.222	2-2	1.000	0	1	1	0.3	4	0	0	0	0	1	10	2.5		
44	MATTEONI, Joey	3-0	08:59	3.0	2-6	.333	0-0	.000	0-0	.000	0	0	0	0.0	1	0	2	1	0	0	4	1.3		
27	JIRAK, Trevin	3-0	11:55	4.0	1-3	.333	0-1	.000	0-1	.000	0	0	0	0.0	2	0	1	2	1	0	2	0.7		
Team											14	15	29					5						
Total		9	1800		222-487	.456	74-210	.352	114-145	.786	79	180	259	28.8	175	3	124	105	25	64	632	70.2		
Opponents		9	1800		209-453	.461	49-163	.301	144-191	.754	85	197	282	31.3	157	2	109	118	24	56	611	67.9		

Team Statistics

	IOWA	OPP
Scoring	632	611
Points per game	70.2	67.9
Scoring margin	+2.3	-
Field goals-att	222-487	209-453
Field goal pct	.456	.461
3 point fg-att	74-210	49-163
3-point FG pct	.352	.301
3-pt FG made per game	8.2	5.4
Free throws-att	114-145	144-191
Free throw pct	.786	.754
F-Throws made per game	12.7	16.0
Rebounds	259	282
Rebounds per game	28.8	31.3
Rebounding margin	-2.6	-
Assists	124	109
Assists per game	13.8	12.1
Turnovers	105	118
Turnovers per game	11.7	13.1
Turnover margin	+1.4	-
Assist/turnover ratio	1.2	0.9
Steals	64	56
Steals per game	7.1	6.2
Blocks	25	24
Blocks per game	2.8	2.7
Winning streak	3	-
Home win streak	2	-
Attendance	57462	55871
Home games-Avg/Game	5-11492	4-13968
Neutral site-Avg/Game	-	0-0

Team Results

Date	Opponent		Score	Att.
12/02/2025	at Michigan St.	L	52-71	14797
12/06/2025	Maryland	W	83-64	10956
01/03/2026	UCLA	W	74-61	12657
01/06/2026	at Minnesota	L	67-70	8976
01/11/2026	Illinois	L	69-75	13559
01/14/2026	at Purdue	L	72-79	14876
01/17/2026	at Indiana	W	74-57	17222
01/20/2026	Rutgers	W	68-62	9778
01/28/2026	Southern California	W	73-72	10512



Game Records

Record	Overall	Home	Away	Neutral
ALL GAMES	15-5	11-1	1-4	3-0
CONFERENCE	5-4	4-1	1-3	0-0
NON-CONFERENCE	10-1	7-0	0-1	3-0

Score by Periods

Team	1st	2nd	OT	TOT
Iowa	743	810	0	1553
Opponents	547	710	0	1257

Team Box Score

No.	Player				Total		3-Point		F-Throw		Rebounds											
		GP-GS	MIN	AVG	FG-FGA	FG%	3FG-3FGA	3FG%	FT-FTA	FT%	OFF	DEF	TOT	AVG	PF	DQ	A	TO	BLK	STL	PTS	AVG
14	STIRTZ, Bennett	20-20	719:34	36.0	121-254	.476	44-118	.373	82-98	.837	4	47	51	2.6	43	0	97	42	3	30	368	18.4
6	BANKS, Tavion	20-19	429:47	21.5	75-136	.551	13-24	.542	59-73	.808	30	60	90	4.5	58	2	25	35	5	21	222	11.1
7	FOLGUEIRAS, Alvaro	20-1	394:36	19.7	57-111	.514	24-61	.393	25-36	.694	14	60	74	3.7	43	1	38	23	8	17	163	8.2
3	MANYAWU, Cam	20-20	351:04	17.6	56-88	.636	0-0	.000	30-43	.698	37	51	88	4.4	42	0	19	15	16	14	142	7.1
24	SAGE, Tate	20-0	366:04	18.3	44-88	.500	17-43	.395	30-44	.682	18	26	44	2.2	33	0	21	13	4	10	135	6.8
8	KOCH, Cooper	20-20	503:57	25.2	47-101	.465	25-65	.385	15-19	.789	19	47	66	3.3	40	0	20	11	4	14	134	6.7
23	HOWARD, Isaia	20-4	390:19	19.5	52-104	.500	11-38	.289	18-24	.750	20	41	61	3.1	39	0	24	15	8	26	133	6.7
11	COMBS, Kael	20-16	539:49	27.0	45-90	.500	11-28	.393	25-29	.862	8	42	50	2.5	30	0	56	28	2	17	126	6.3
15	HAUSEN, Brendan	15-0	146:29	9.8	18-51	.353	16-45	.356	11-11	1.000	0	12	12	0.8	15	0	4	2	0	3	63	4.2
27	JIRAK, Trevin	12-0	112:40	9.4	17-32	.531	2-14	.143	12-19	.632	1	12	13	1.1	14	0	14	14	1	2	48	4.0
44	MATTEONI, Joey	9-0	37:04	4.1	8-15	.533	0-0	.000	1-2	.500	3	3	6	0.7	7	0	3	2	0	2	17	1.9
10	KOCH, Jacob	4-0	08:36	2.2	1-3	.333	0-1	.000	0-0	.000	0	0	0	0.0	0	0	1	0	0	0	2	0.5
Team											27	31	58					12				
Total		20	4000		541-1073	.504	163-437	.373	308-398	.774	181	432	613	30.7	364	3	322	212	51	156	1553	77.7
Opponents		20	4000		438-998	.439	113-370	.305	268-379	.707	177	389	566	28.3	370	6	213	290	52	109	1257	62.9

Team Statistics

	IOWA	OPP
Scoring	1553	1257
Points per game	77.7	62.9
Scoring margin	+14.8	-
Field goals-att	541-1073	438-998
Field goal pct	.504	.439
3 point fg-att	163-437	113-370
3-point FG pct	.373	.305
3-pt FG made per game	8.2	5.7
Free throws-att	308-398	268-379
Free throw pct	.774	.707
F-Throws made per game	15.4	13.4
Rebounds	613	566
Rebounds per game	30.7	28.3
Rebounding margin	+2.4	-
Assists	322	213
Assists per game	16.1	10.7
Turnovers	212	290
Turnovers per game	10.6	14.5
Turnover margin	+3.9	-
Assist/turnover ratio	1.5	0.7
Steals	156	109
Steals per game	7.8	5.5
Blocks	51	52
Blocks per game	2.6	2.6
Winning streak	3	-
Home win streak	2	-
Attendance	129582	70138
Home games-Avg/Game	12-10799	5-14028
Neutral site-Avg/Game	-	3-2726

Team Results

Date	Opponent		Score	Att.
11/04/2025	Robert Morris	W	101-69	9232
11/07/2025	Western Ill.	W	77-58	10978
11/14/2025	Xavier	W	81-62	11678
11/18/2025	Southeast Mo. St.	W	99-70	9302
11/20/2025	Chicago St.	W	93-54	9265
11/25/2025	vs Ole Miss	W	74-69	0
11/26/2025	vs Grand Canyon	W	59-46	0
12/02/2025	at Michigan St.	L	52-71	14797
12/06/2025	Maryland	W	83-64	10956
12/11/2025	at Iowa St.	L	62-66	14267
12/14/2025	Western Mich.	W	91-51	10341
12/20/2025	vs Bucknell	W	94-39	8177
12/29/2025	UMass Lowell	W	90-62	11324
01/03/2026	UCLA	W	74-61	12657
01/06/2026	at Minnesota	L	67-70	8976
01/11/2026	Illinois	L	69-75	13559
01/14/2026	at Purdue	L	72-79	14876
01/17/2026	at Indiana	W	74-57	17222
01/20/2026	Rutgers	W	68-62	9778
01/28/2026	Southern California	W	73-72	10512