


INDOOR ALL-TIME TOP 10 PERFORMERS



Karayme Bartley



Jamal Britt



Rodney Chambers



Nikolas Curtiss



Troy Doris



Julien Gillum



Peyton Haack

60 Meters

1. **Kalen Walker, 2024**.....**6.51**
2. **Darwin Jimenez, 2026****6.52**
3. Austin Kresley, 20256.62
4. **Jordan Gross, 2026**.....**6.65**
5. Damoy Allen, 2024.....6.66
6. Justin Austin, 2011.....6.69
7. Vinnie Saucer, Jr., 20166.70
8. Khullen Jefferson, 2023.....6.71
9. Kurt Felix, 1999.....6.73
10. Tevin-Cee Mincy, 2014.....6.73
10. Josh Larney, 2013.....6.74
10. Christian Brissett, 20176.74

60-Meter Hurdles

1. Jamal Britt, 20217.52
2. Jaylan McConico, 2020.....7.60
3. Aaron Mallett, 20177.64
4. Grant Conway, 20247.66
5. **Vaughn DeV Vaughn III, 2026**.....**7.68**
6. **Blake Nyenati, 2025****7.69**
6. Jordan Mullen, 2013.....7.70
7. Gratt Reed, 20227.72
8. Chris Douglas, 2019.....7.75
10. Kai Graves-Blanks, 20257.78

200 Meters

1. Karayme Bartley, 2019.....20.67
2. Khullen Jefferson, 2023.....20.70
3. Austin Kresley, 202520.73
4. **Jordan Gross, 2026**.....**20.78**
5. Justin Austin, 2011.....20.80
6. Gratt Reed, 2024.....20.82
7. Wayne Lawrence, Jr., 202020.85
8. Antonio Woodard, 2019.....20.89
9. Damoy Allen, 2023.....21.01
10. **Jaylin Holmes, 2026****21.08**

400 Meters

1. Jenoa McKiver, 202245.39
2. Wayne Lawrence Jr., 202145.40
3. Mar'yea Harris, 201745.75
4. Chadrick Richards, 2022.....46.01
5. Karayme Bartley, 2019.....46.25
6. Emmanuel Ogwo, 2017.....46.45
7. **Zidane Brown, 2025****46.53**
8. **Landon Fontenot, 2025****46.59**
9. **Tyrese Miller, 2026****46.65**
10. Isaac Lewis, 202546.67

600 Meters

1. Jenoa McKiver, 2022 1:15.36
2. **Terrick Johnson, 2025****1:16.00**
3. Julien Gillum, 2022 1:16.11
4. Tyler Olson, 2023 1:16.13
5. Spencer Gudgel, 2023 1:16.51
6. Wayne Lawrence, Jr., 2020 1:16.55
7. Mar'yea Harris, 2019..... 1:16.60
8. Armando Bryson, 2022..... 1:16.89
9. Erik Sowinski, 2012 1:16.91
10. Austin Lietz, 2020 1:17.03

800 Meters

1. Rivaldo Marshall, 2024 1:46.86
2. Carter Lilly, 2017 1:47.33
3. Erik Sowinski, 2012 1:47.62
4. Will Teubel, 2016..... 1:47.74
5. **Ryan Schreiner, 2024****1:48.42**
6. Antonio Abrego, 2022 1:48.47
7. Nick O'Connor, 2024..... 1:48.73
8. Pavlo Hutsalyuk, 2016 1:48.97
9. **Terrick Johnson, 2025****1:49.03**
10. **James Fingalsen, 2025****1:49.10**

Mile


1. Jeff Thode, 20113:58.72
2. Ed DeLashmutt, 1981.....4:04.01
3. **Carson Lane, 2026**.....**4:04.15**
4. Kal Lewis, 20214:04.21
5. Adam Jones, 20174:04.28
6. Michael Melchert, 2018.....4:04.32
7. Larry Wiczorek, 1968.....4:04.40
8. Nathan Mylenek, 20194:04.88
9. **Owen Wolfe, 2026****4:05.17**
10. Max Murphy, 20224:05.45

3,000 Meters

1. Kevin Lewis, 20157:57.06
2. Nathan Mylenek, 20207:58.37
3. Max Murphy, 20217:59.30
4. Jeff Thode, 20118:00.38
5. Micah VanDenend, 2006.....8:00.81
6. **Hayden Kuhn, 2026**.....**8:02.98**
7. **Luke Knepp, 2025**.....**8:04.99**
8. Daniel Soto, 20208:06.04
9. Michael Melchert, 2018.....8:08.30
10. Eric MacTaggart, 20068:08.79

5,000 Meters

1. Kevin Lewis, 201513:43.70
2. Micah VanDenend, 2007.....13:56.46
3. Max Murphy, 202213:58.87
4. Daniel Soto, 202013:58.97
5. **Hayden Kuhn, 2026**.....**14:00.34**
6. Stetson Steele, 2000.....14:00.52
7. Nick Trattner, 202214:00.69
8. Dan Haut, 200614:06.16
9. **Brayden Burnett, 2025**.....**14:06.81**
10. **Will Ryan, 2026****14:09.41**




Bill Hansen



Collin Hofacker



Ryan Johnson



Bill Knoedel



Wayne Lawrence, Jr.





Kevin Lewis



Rivaldo Marshall

INDOOR ALL-TIME TOP 10 PERFORMERS



Anthuan Maybank

Jenoah McKiver

Michael Melchert

Nathan Mylenek

Chadrick Richards

Jeff Thode

Kalen Walker

Heptathlon

1. Peyton Haack, 20236,048 points
2. Austin West, 2024.....5,975 points
3. Abraham Vogelsang, 2025.....5,882 points
4. Will Daniels, 2020.....5,689 points
5. **Sal Capaldo, 2025 5,670 points**
6. William Dougherty, 2018 .5,606 points
7. Kyle Reid, 20135,354 points
8. Dan Rolling, 2010.....5,205 points
9. Jack Eckert, 20155,188 points
10. Daniel Gaynes, 2018.....5,162 points

High Jump

1. Bill Knoedel, 19767-3 (2.21)
Bill Hansen, 1978.....7-3 (2.21)
3. Scott Hudek, 1993 7-0 1/2 (2.15)
Kevin Spejcher, 2015..... 7-0 1/2 (2.15)
5. Pat Meade, 1987 7-0 1/4 (2.14)
6. Mike Lacy, 19847-0 (2.13)
7. M. Cunningham, 1984.....6-11 1/4 (2.11)
8. Jeffery Herron, 2010..... 6-11 (2.11)
Peter Hlavin, 1980 6-11 (2.11)
Brandon Oest, 2010..... 6-11 (2.11)
Dan Rolling, 2008..... 6-11 (2.11)
Graham Valdes, 2010 6-11 (2.11)
Peter Andreano, 2016..... 6-11 (2.11)
Zack Pluff, 2023..... 6-11 (2.11)

Pole Vault

1. Peyton Haack, 2023 17-3 (5.26)
2. Todd Wigginton, 1984..... 17-1 (5.21)
3. Abraham Vogelsang, 2025..... 16-10 3/4
..... (5.15)
4. Dave Nielsen, 197516-10 (5.13)
5. Kyle Reid, 201316-6 3/4 (5.05)
Andy Jatis, 2018.....16-6 3/4 (5.05)
7. Curt Brock, 1979 16-6 (5.03)
Alex Zona, 201016-4 3/4 (5.00)
9. Phil Wertman, 1971 16-4 (4.98)
10. Jeff Raymond, 2008 16-2 (4.93)

Long Jump

1. Anthuan Maybank, 1992 ..26-5 1/2 (8.06)
2. Bashir Yamini, 1998.....26-0 1/4 (7.93)
Emmanuel Njoku, 2026.26-0 1/4 (7.93)
4. O'Shea Wilson, 2017.....25-9 1/2 (7.85)
James Carter, Jr. 202325-9 1/2 (7.85)
6. Darren Smith, 1991.....25-2 (7.67)
7. Austin West, 2023.....24-11 3/4 (7.61)
8. Paul Jones, 199024-11 1/4 (7.60)
Jamal Britt, 202124-11 1/4 (7.60)
10. Josh Larney, 2013..... 24-10 (7.57)

Triple Jump

1. Troy Doris, 2011 54-0 (16.46)
2. James Carter, Jr. 2023 ... 52-11 1/2 (16.15)
3. Babatunde Amosu, 2015 .52-8 3/4 (16.07)
4. Paul Jones, 199052-1 1/4 (15.88)
Klyvens Delaunay, 2014..52-1 1/4 (15.88)
6. DeAndre Stapleton Jr., 2023
.....50-8 3/4 (15.46)
7. Precious Iriveri, 2025.....50-1 1/4 (15.27)
8. Mike Lacy, 1983 49-0 (14.93)
9. Owen Gill, 1982..... 48-10 3/4 (14.90)
10. Josh Bean, 200948-10 (14.88)

Shot Put

1. Nikolas Curtiss, 2022....64-2 1/2 (19.57m)
2. Reno Tuufuli, 201863-3 1/4 (19.28)
3. John Hickey, 2009 63-0 (19.20)
4. Jeremy Allen, 2001 62-10 1/2 (19.16)
5. Avery Meyers, 201761-4 1/4 (18.70)
6. Shane Maier, 2006..... 61-2 (18.64)
7. Gary Kostrubala, 1986 ..60-10 3/4 (18.55)
8. Andy Banse, 2005.....60-9 1/4 (18.52)
9. Elijah Barnes, 2021 60-8 (18.49)
10. Ken Kemeny, 200460-0 1/2 (18.30)

Weight Throw

1. **Ryan Johnson, 2026..84-2 1/4 (25.66)**
2. **Sean Smith, 2025 73-9 1/2 (22.49)**
3. Tyler Lienau, 202272-10 (22.20)
4. **Austin Busch, 2025 . 69-11 1/2 (21.32)**
5. Jim Costello, 200269-4 3/4 (21.15)
6. Matt Banse, 2012..... 67-8 (20.62)
7. Arno van der Westhuizen, 2001
.....67-7 1/2 (20.61)
8. **Bryce Ruland, 202567-0 (20.42)**
9. Adam Hamilton, 2007.....66-9 1/4 (20.35)
10. Jordan Hawkins, 2022 .65-11 1/2 (20.11)

4x400-Meter Relay

1. Richards, Gillum, Lawrence, Jr. McKiver,
20223:02.40
2. Bartley, Woodard, Lawrence Jr., Harris,
20193:04.76
3. Frye, Clarke, Woodard, Lawrence, Jr.,
20203:04.91
4. Ogwo, Hofacker, Frye, Harris, 20173:04.94
5. **Pugh, Lewis, T. Johnson, Brown, 2025 3:05.31**
6. Hofacker, Frye, Garron, Harris, 20183:05.33
7. Steward, Gillum, Bryson, McKiver, 2022.....3:05.47
8. K. Jefferson, Gillum, Richards, McKiver
20223:05.63
9. Gillum, Gudgel, Lawrence, Jr.,
McKiver, 20223:05.68
10. Thompson, Frye, Garron, Harris, 20183:06.06

4x800-Meter Relay

1. Cooke, Nie, Monsey, Chambers, 1990.....7:13.02
2. Corrigan, Blackman, Strozier,
Chambers, 1989.....7:29.00
3. English, Blackman, Strozier,
Chambers, 1989.....7:36.20
4. 19777:39.40
5. 19867:40.90
6. Bouske, Herd, Chambers, Koon, 1992.....7:43.94
7. Bouska, Cook, White, Herd, 1992.....7:48.63
8. 19927:49.86
9. 19867:50.10
10. Roseman, Rerko, Novotny,
Branigan, 19937:51.36

Distance Medley Relay

1. Mylenek, Hofacker, Lilly, Melchert, 2018 ...9:33.90
2. Abrego, Lawrence, Jr., Still, Murphy,
20229:39.60
3. Lewis, Woody, Still, Murphy, 20219:42.16
4. Wasick, Schuster, **Schreiner**, Murphy,
20239:42.27
5. Lilly, Frye, Manternach, Jones, 20179:44.07
6. Mylenek, Thompson, Lilly, Melchert,
20189:45.10
7. Prom, Rickels, Sowinski, Thode, 20129:45.41
8. Birkett, Clarke, Still, D. Murphy, 20209:46.39
9. 19999:46.83
10. 19779:48.80