

Overweight Permit Application

NOTES TO APPLICANTS

1. The information requested is required to process any permit application. Please refer to page 4 for an explanation of the terms 'vehicle' and 'unit' used here.
2. Overweight Permits can only be issued to vehicles that comply with Section 5.1(1) of the Vehicle Dimensions and Mass Rule 2002 and the requirements of the NZTA Overweight Permit Manual.
3. It is the applicant's responsibility to operate within the regulatory requirements relating to SRT, Brake Code and other applicable vehicle ratings.
4. * Denotes a mandatory field (These must be completed fully otherwise the application cannot be processed).

Company Name *		TSL Number*	
Contact Person *		TSL Name*	
Depot Location *		BESS Co. Number	
Postal Address *			
Postal Code		Email	
Tel No *	Cellphone No.	Fax	
Date of Application		Date Permit Required	
Comments (e.g. Previous related permit number, etc)			

Permit Type (circle) * Single , Multiple (Enter number of trips =), Continuous, Area

Feasibility Study (circle) * Yes / No

Permit from date *	Permit to date *
Route from *	Route to *
Route Description *	

Vehicle Type (circle one) * Transporter / Mobile Crane / Mobile Plant / Slurry Truck / Building Removal Vehicle / Agricultural Vehicle
Dump Truck / Tow Truck/ ISO Container [indicate SRT Option (Option 1)/(Option 2)/(Option 3)/(Option 4)]

Units	Reg Numbers	GVM *	No. of axles*	Dimensions (vehicle+payload) (m)	
Unit 1				Total width *	
Unit 2				Total height *	
Unit 3				Total length *	
Unit 4				Width to outside of tyres *	
Unit 5				Vehicle Tare Mass *	
Unit 6				Payload Weight *	

Load Description * (must be Indivisible load)

Max Vehicle Speed (km/h) *

If more than 9 axles required, please refer to Page 5 '10+ Axle Data' sheet

Axle Number

Axle Type *

Axle Set type*

Tyre Size *

Suspension Type *

Track Outer (m) *

Track Inner (m)

Weight (tonnes) *

Spacing from prev (m) *

	1	2	3	4	5	6	7	8	9
Axle Type *									
Axle Set type*									
Tyre Size *									
Suspension Type *									
Track Outer (m) *									
Track Inner (m)									
Weight (tonnes) *									
Spacing from prev (m) *									

Unit Information (complete for all units that make up the vehicle)

Unit Types: Tractor, Trailer, Dolly, Mobile Crane, Tag Axle

Description of Info	Unit 1	Unit 2	Unit 3	Unit 4	Unit 5	Unit 6
Unit Type (select from above) *						
Registration Number *						
Make *						
GCM (kg) (from COL) * (where applicable)						
GVM (kg) (from COL) *						
Number of Axles *						
Model*						
Year						
Engine Power (kw)						
Pivot Point (m)						
Width (m)						
Deck Height (m)						
Deck Length (m)						
Gooseneck Position (m)						
Gooseneck Height (m)						

* Denotes a mandatory field

It is the permit holders' responsibility to operate within the regulatory requirements relating to SRT, Brake Code, GVM/GCM, RUC, Load anchorage point ratings, draw beam / draw bar / 5th wheel mount rating, as well as any other conditions detailed in the permit or legislation. The NZ Transport Agency can revoke permits under Section 5.6 of the Vehicle Dimensions and Mass Rule 2002 (Rule 41001).

I declare that the particulars contained in this application are true and correct.

Signature of
applicant:

Date:

Notes for Applicants

Use one form for each combination of tractor, dolly (if used) and trailer.

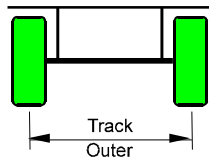
Variations produced by clip-on or tag axles or different king-pin positions are also to be shown on separate forms.

Axle Number	Axles are numbered from the front of the vehicle	
Axle Type	S for single tyred axle T for twin tyred axle	4 for four tyred oscillating axle 8 for eight tyred oscillating axle
Axle Set Type	Enter the appropriate axle set from the following list: (IN) Individual, (TS) Twin steer, (T) Tandem, (Tri) Tri-axle, (Q) Quad-axle.	
Comments	State if jib or counterweights are removed from a crane, etc. The comments area can also be used to provide additional helpful information like the previous Permit Number to be used as a base.	
Certificate of Loading	A document issued by a Certificate Of Fitness issuing authority e.g. VTNZ, on which is stated the maximum permissible loading.	
Dolly pivot point	See diagram below	
Dolly width	Distance to outside of tyres. If this can be varied, indicate the range of widths	
Engine Power	Rated engine power of the tractor unit after allowing for ancillaries (1 BHP = 0.75 kW)	
GVM	(Gross Vehicle Mass) - in the industry the term vehicle is used here but it relates to the term 'unit' as stated above. The GVM is the legal maximum load limit allowed for that unit (as stated on the Certificate of Loading).	
GCM	(Gross Combination Mass) means, for a vehicle that is permitted to tow another vehicle, the maximum permitted combined mass of the towing vehicle and any combination of attached trailers or vehicles, determined by the vehicle manufacturer and approved by the NZTA, or determined by the NZTA.	
Load Description	Description of indivisible load carried	
Payload Weight	The weight that will (if necessary) be transported / loaded onto the Vehicle	
Suspension Type	A for Air Bag H for Hydraulic L for Leaf Spring	B for Walking Beam (may be in combination with leaf spring) R for Wire Rope O for Other D if on Drive Axle
Tractor pivot point	See diagram below	
Tractor width	Distance outside to outside of tyres	
Trailer deck height	Height of the deck above the ground. If this can be varied, indicate the range of heights.	
Trailer deck length	Distance measured from base of gooseneck - see diagram	
Trailer gooseneck position	Distance from base of gooseneck to centre of leading axle on trailer - see diagram below.	
Trailer gooseneck height	Distance from deck of trailer to highest point on gooseneck.	
Trailer width	As for dolly width	
TSL Number	Transport Service Licence Number (not required for crane companies).	
Tyre Size	State "standard" if smaller than 13.00-24 or 14.00-20 State tyre code designation for single specified standard tyres (eg 12.00-20) State tyre size if equal to or larger than 13.00-24 or 14.00-20.	
Vehicle	For permit issuing purposes a 'Vehicle' is defined as the complete combination that the permit will be issued for. Different combinations of units (i.e. vehicle) will require a different permit.	
Vehicle TARE	For vehicle in operating condition ie with full fuel tank and normal running gear. For air bag axles, the value required is the tare at zero bag pressure.	
Unit	For permit issuing purposes a 'Unit' is defined as something that can be used singularly or in conjunction with other Units to make an overall vehicle.	

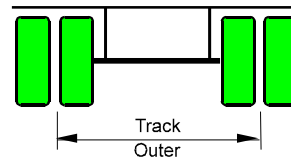


Explanation of terms used

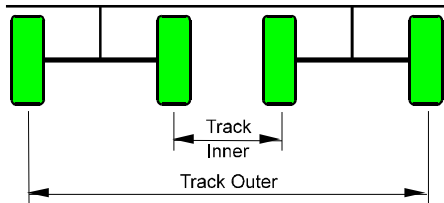
WHEEL TRACKS



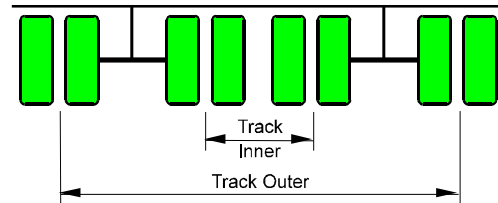
(a) SINGLE-TYRED AXLE



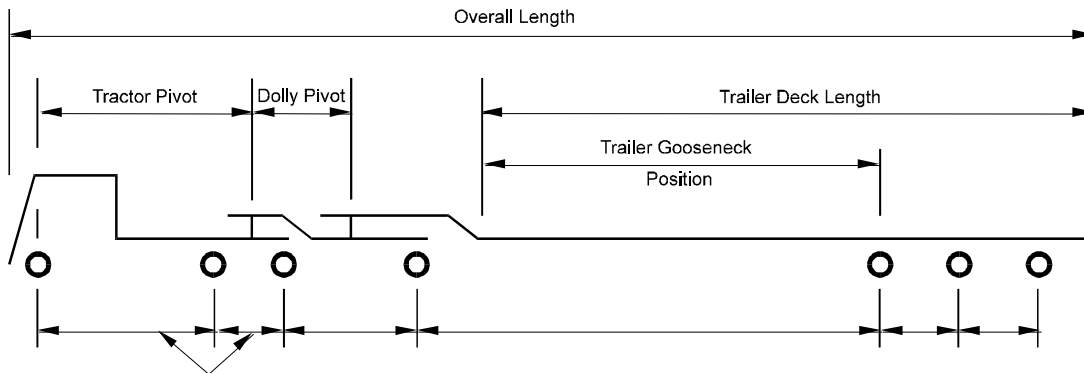
(a) TWIN-TYRED AXLE



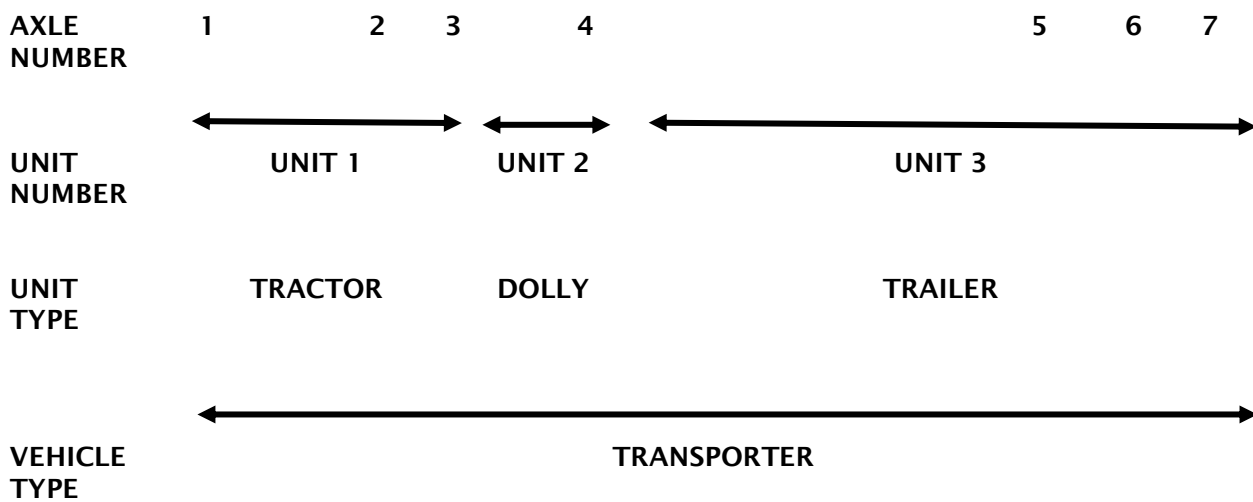
(c) FOUR-TYRED AXLE



(c) EIGHT-TYRED AXLE



NOTE: The vehicle type shown here is made up of three units as follows.



10+ Axle Data sheet - when more than 9 axles required

Axle Number	1	2	3	4	5	6	7	8	9	10	11	12	13	14	15
Axle Type															
Axle Set Type															
Axle Weight															
Axle Spacing (m)															
Tyre Size															

Additional Information

Suspension Type															
Track Outer (m)															
Track Inner (m)															

Continuing from above if required

Axle Number	16	17	18	19	20	21	22	23	24	25	26	27	28	29	30
Axle Type															
Axle Set Type															
Axle Weight															
Axle Spacing (m)															
Tyre Size															

Additional Information

Suspension Type															
Track Outer (m)															
Track Inner (m)															