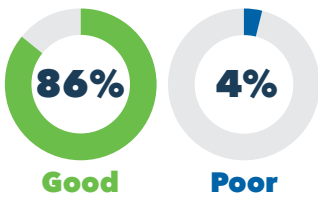


# Here's what Hamiltonians have to say about their lives and our city.

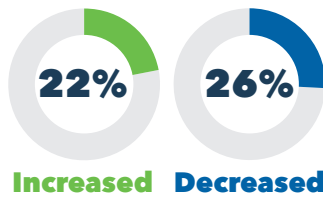


## Quality of life

Overall quality of life



Quality of life as compared with 12 months ago



## Income

How well income meets everyday needs



## Physical and mental health



**48%**

of residents rate their mental health extremely or very good



**44%**

of residents rate their physical health extremely or very good



**23%**

of residents rate their mental health fair or poor



**22%**

of residents rate their physical health fair or poor



**35%**

are active for 30 minutes or more at least 5 days a week



## Housing affordability

**28%**

believe their housing costs are affordable



**45%**

believe their housing costs are unaffordable



## Work situation

**72%**  
In paid work

**28%**  
Not in paid work



**Hamilton City Council**  
Te kaunihera o Kirikiriroa



## Surroundings

Hamilton is a great place to live



Reasons for **feeling proud** of the way Hamilton looks and feels



A sense of pride in the way Hamilton looks and feels




Reasons for **not feeling proud** of the way Hamilton looks and feels



## Place to live

Hamilton, as a place to live, is better, worse or the same as compared with 12 months ago



18%

said Hamilton is better

28%

said no change

53%

said Hamilton is worse

Key reasons for perception that Hamilton is **getting better** over the last 12 months



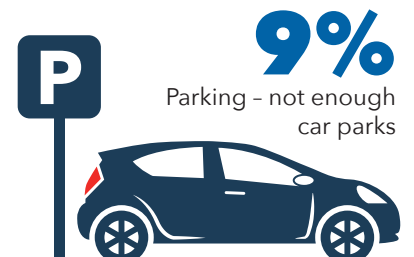
Key reasons for perception that Hamilton is **getting worse** over the last 12 months



The survey relates to community perception. From December 2022 to December 2023 crime in Hamilton decreased according to police data. Go to [police.govt.nz/crime-snapshot](https://police.govt.nz/crime-snapshot) for actual figures.



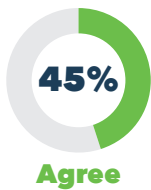
## What people want to change about their neighbourhood






## Sense of community

A sense of community with others in the neighbourhood



### Reasons for **feeling a sense of community**



Friendly and helpful people



I know and get on well with my neighbours



We all care what happens in our neighbourhood

### Reasons for **not feeling a sense of community**



People keep to themselves



People who make me feel uncomfortable



High density transient neighbourhood



## Crime and safety

### Central city during the day

Feel safe

**84%**



Feel unsafe

**14%**

### Central city at night

Feel safe

**29%**



Feel unsafe

**62%**



## Transport

**87%**

have access to a car



**31%**

have access to a bicycle or electric bike



**7%**

have access to a scooter



### Cars

Of those who have access to all modes of transport, cars/vans are the most used mode of transport.



### Walking

Walking is the next most frequently used mode of transport, with 66% walking as a mode of transport at least several times in a week.



### Bikes and scooters

Significantly more people are using push bikes or electric bikes (30% cf. 21% Dec 2022) and using push scooters or electric scooters (36% cf. 11% Dec 2022) as a means of transport.

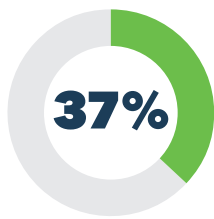


### Public transport

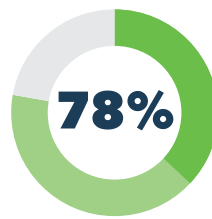
There is a notable increase in the proportion of those who use public transport on a weekly basis. In Dec 2021, only 12% used public transport on a weekly basis compared to 29% in 2023.



## Sustainability and climate change



of residents consider the environment often when making decisions about what they do, buy and use



of residents consider the environment at least sometimes when making decisions about what they do, buy and use

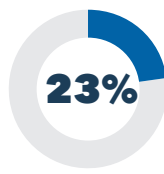


## Council decision-making

Confident that Council is making decisions that are in the best interests of Hamilton



**Agree**



**Disagree**

How much influence do you feel the public has on the decisions Council makes?

**38%**

**at least some influence**

**17%**

**no influence**

Key reasons for **having confidence** in Council's decision-making are similar to 2022



Agree with their decisions



Trust in them to do what is best for the city



Think Council connects with the community

Key reasons for **not having confidence**



Believe ratepayers' money is not being spent wisely



Disagree with roading developments/strategies



Believe Council doesn't consider the needs/wants of Hamiltonians



## About the Hamilton City community profiles 2023

Hamilton City Council engaged market research company NielsenIQ to conduct a community profile perception survey to tell the story of what matters most to people across different areas of Hamilton. We asked about residents' perceptions of safety, their living situation, quality of life, transport use, how they find their neighbourhood, their social connections, levels of activity, health and wellbeing, and how they feel about Hamilton.

To view information about different community areas across Hamilton, go to [hamilton.govt.nz/communityprofiles](https://hamilton.govt.nz/communityprofiles)

Hamilton City Council  
Garden Place, Private Bag 3010,  
Hamilton

/HamiltonCityCouncil

@hamilton\_city\_nz

07 838 6699

[info@hcc.govt.nz](mailto:info@hcc.govt.nz)

[hamilton.govt.nz](https://hamilton.govt.nz)