




BAYER ARTWORK PANEL

Bayer Ref No:	BAY437483
Reference No:	TR1985512
Brand:	Germoloids
Range:	Triple Action
Product:	Ointment
Pack Type:	Leaflet
Pack Size:	25/55ml Pack
Action:	D
Date:	11/11/20
Country:	UK
Finished Goods Code:	84349607 84349615
Synaps Request Code:	OTH009067
Component Code:	00000000
CAD Ref No:	PIL 190 x 120
Printer:	Generic Bayer
Packaging Site:	Famar Avlona 49km Greece [GR]
Substrate:	White Paper
Barcode 1 Type:	N/A
Barcode 1 Mag:	N/A
Barcode 2 Type:	N/A
Barcode 2 Mag:	N/A
Pharmacode No/NE:	N/A
Technical & Non Printing Items	
 Cutter	 Guides
Colours	
Process Black	

FONT SIZE PANEL

Main Text (body copy):	7 pt
Height (based on lower case x):	1.3 mm

ARTWORK APPROVAL PANEL

Packaging Site Approval:	
Name:	<input type="text"/>
Date:	<input type="text"/>
Action:	<input type="text"/>
Country Approval:	
Name:	<input type="text"/>
Date:	<input type="text"/>
Action:	<input type="text"/>

190 mm

120 mm

germoloids[®]
ointment

zinc oxide and lidocaine hydrochloride

ointment for piles



Read all of this leaflet carefully before you start taking this medicine because it contains important information for you.

Always take this medicine exactly as described in this leaflet or as your doctor or pharmacist has told you.

- Keep this leaflet. You may need to read it again.
- Ask your pharmacist if you need more information or advice.
- If you get any side effects, talk to your doctor or pharmacist. This includes any possible side effects not listed in this leaflet. See section 4.
- You must contact a doctor if you do not feel better or if you feel worse.

WHAT IS IN THIS LEAFLET

1. What Germoloids Ointment is and what it is used for
2. What you need to know before you use Germoloids Ointment
3. How to use Germoloids Ointment
4. Possible side effects
5. How to store Germoloids Ointment
6. Contents of the pack and other information

1. WHAT GERMOLOIDS[®] OINTMENT IS AND WHAT IT IS USED FOR

Haemorrhoids (also known as piles) are swollen or enlarged blood vessels, which can cause discomfort, itching and bleeding, particularly after a bowel movement. They may be either internal (inside the anus) or external (outside the anus).

Germoloids Ointment is used to relieve the symptoms of pain, swelling and irritation associated with internal and external haemorrhoids and anal itching (pruritus ani).

The ointment contains two active substances, zinc oxide and lidocaine. Zinc oxide has astringent properties (causes contraction when applied to the skin), which help to shrink swelling. It also helps to soothe and protect the area around the anus from damage and has antiseptic properties.

Lidocaine is a local anaesthetic, which helps to soothe swelling, pain and irritation and relieve itching. The ointment base acts as a lubricant and emollient to help the passing of stools and reduce the straining during bowel movement which is bad for haemorrhoids.

2. WHAT YOU NEED TO KNOW BEFORE YOU USE GERMOLOIDS[®] OINTMENT

DO NOT use Germoloids Ointment:

- If you are allergic (hypersensitive) to zinc oxide or lidocaine, or any of the other ingredients in the product (see section 6).

Warnings and precautions

Before using Germoloids Ointment, talk to your doctor if you:

- Continually suffer from haemorrhoids or have severe haemorrhoids.
- Experience excessive bleeding.

Pregnancy and breastfeeding:

You may use Germoloids Ointment if you are pregnant or breastfeeding but as with all medicines at this time, you should discuss it with your doctor first.

Germoloids Ointment contains wool fat and propylene glycol:

This medicine contains 20 mg propylene glycol per 1 g of ointment. It also contains wool fat which may cause local skin reactions (e.g. contact dermatitis).

3. HOW TO USE GERMOLOIDS[®] OINTMENT

Follow the directions below carefully.

Wash your hands before and after using the ointment.

Adults and children aged 12 years and over:

1. Before using the ointment for the first time, check that the tube seal is not broken.
2. Remove the seal by peeling from the tag.
3. For **external haemorrhoids**, apply the ointment directly to the affected area. For **internal haemorrhoids**, screw the applicator nozzle onto the tube and smear some of the ointment on the outside of the nozzle to ease application. Carefully insert the applicator into the opening of the anus. Gently squeeze the tube whilst slowly withdrawing the nozzle so that the ointment moves gently up the anus.

4. Replace the cap firmly after use. Always keep the tube of ointment, cap and nozzle clean.

Apply the ointment to the affected area at least twice a day with a minimum of 3 to 4 hours between applications. Further applications can be made at any time of the day, and are particularly recommended after a bowel movement. **Do not use the ointment more than 4 times in any 24 hour period.**

Children under 12: Not recommended unless used under the supervision of a doctor.

If you have any further questions on the use of this product, ask your doctor or pharmacist.

The ointment is for use in and around the anus only. Do not put the ointment in your mouth or swallow it. If some of the ointment is swallowed accidentally, tell your doctor straight away or contact your nearest Accident and Emergency Department.

4. POSSIBLE SIDE EFFECTS

Like all medicines, this medicine can cause side effects, although not everybody gets them. Rarely, you may experience increased local irritation, burning sensations or rashes at the site of application after applying the ointment.

If you experience any of these symptoms or react badly to the ointment in any other way, stop using this product and tell your doctor or pharmacist immediately.

Reporting of side effects

If you get any side effects, talk to your doctor, pharmacist or nurse. This includes any possible side effects not listed in this leaflet. You can also report side effects directly via the Yellow Card Scheme at: www.mhra.gov.uk/yellowcard or search for MHRA Yellow Card in the Google Play or Apple App Store. By reporting side effects you can help provide more information on the safety of this medicine.

5. HOW TO STORE GERMOLOIDS[®] OINTMENT

Keep this medicine out of the sight and reach of children.

This product should be stored in its original carton.

Do not use this medicine after the expiry date which is stated on the carton and on the end of the tube of ointment. The expiry date refers to the last day of that month.

Do not throw away any medicines via wastewater or household waste. Ask your pharmacist how to throw away medicines you no longer use. These measures will help to protect the environment.

6. CONTENTS OF THE PACK AND OTHER INFORMATION

What Germoloids Ointment contains:

The active substances are zinc oxide (6.6% w/w) and lidocaine hydrochloride (0.7% w/w).

The other ingredients are yellow soft paraffin, wool fat, methyl salicylate, propylene glycol and menthol. See end of Section 2 for wool fat and propylene glycol advice.

What Germoloids Ointment looks like and contents of the pack:

Germoloids Ointment is available in tubes containing 25ml or 55ml of a pale yellow ointment (not all pack sizes may be marketed).

Marketing Authorisation Holder: Bayer plc, 400 South Oak Way, Reading, RG2 6AD, UK. consumerhealthuk@bayer.com

Manufacturer: Famar A.V.E. Avlon Plant, 49th km National Road Athens-Lamia, Avlona Attiki, 19011, Greece.

How to help reduce the occurrence and/or severity of the condition:

Constipation and straining during bowel movement can make haemorrhoids worse. To help avoid this, the following steps can be taken:

- Eat a high fibre diet of fruits, vegetables and whole grain food
- Drink plenty of fluids, at least eight glasses a day (preferably water)
- Go to the toilet immediately when you need to pass stools and try to avoid straining during bowel movement
- Exercise regularly as it can help to stimulate regular bowel movement.

This leaflet was last revised in November 2020.

Remember: if you have any doubts about using Germoloids[®] Ointment correctly, seek the advice of your doctor or pharmacist.

® Germoloids is a registered trademark.

00000000

Bayer

