


**.hsc**

UPGRADE **myhsc** WEB VERSION

**SIMPLIFY YOUR  
ALL TRANSACTIONS**

<https://my.hsc.com.vn>



# 01

## The Market screen integrates Market Information and Order Ticket

The Market screen integrates Market Information and Order Ticket to make it easy to place orders simultaneously and monitor stock price fluctuations. Quick and straightforward operations help make the transaction process more efficient.

Customize tracking values Watchlist

The screenshot displays the myhsc Market screen interface. On the left is a watchlist table with columns for Ticker, Last, Chg, %Chg, Val, Vol, Bid Qty, and Bid. A settings menu is open over the watchlist, showing checkboxes for Chg, %Chg, Val, Vol, Bid Qty, Bid, Ask, and Ask Qty. The MWG stock is highlighted in the watchlist. In the center, a price chart for MWG is shown with a yellow line and a volume bar chart below it. On the right, an order ticket is displayed with a 'BUY' button highlighted in green. The order ticket includes fields for Type, Quantity, Price, Consideration, Buyable Qty, and Buying Power. A table on the right side of the order ticket shows Bid Qty, Bid, Ask, and Ask Qty for different quantities. At the bottom, there are summary statistics for VNINDEX, VN30F23 10, VN30, and HSX.

Tickers	Last	Chg	%Chg	Val	Vol	Bid Qty	Bid		
ACB	21.70	+0.10	+0.46%	30B	1M	36.4K	21.65		
BCM	89.40	-0.60	-0.73%	2B	35K	1.1K	88.10		
BID	41.60	0.00	0.00%	15B	372K	1.4K	41.60		
BVH	41.85	-0.05	-0.12%	7B	159K	2.6K	41.80		
CTG	28.35	+0.25	+0.89%	69B	2M	19.0K	28.30		
FPT	91.80	+0.20	+0.22%	69B	753K	17.8K	91.80		
GAS	83.90	-0.60	-0.71%	23B	282K	2.5K	83.40		
GVR	19.95	+0.05	+0.25%	32B	2M	26.4K	19.80		
HDB	17.05	+0.10	+0.59%	104B	6M	25.2K	17.05	45.5K	
HPG	25.00	+0.10	+0.40%	243B	10M	43.1K	24.95	25.00	84.5K
MBB	18.10	+0.05	+0.28%	71B	4M	310.2K	18.00	18.10	212.5K
MSN	71.80	-1.00	-1.37%	115B	2M	13.6K	71.70	71.80	10.7K
MWG	47.60	+0.60	+1.28%	167B	4M	1.4K	47.60	47.65	3.9K
PLX	34.55	+0.15	+0.44%	43B	1M	5.7K	34.50	34.55	50.9K
POW	11.05	+0.15	+1.38%	40B	4M	51.4K	11.05	11.10	54.2K
SAB	69.60	+0.10	+0.14%	17B	243K	3.0K	69.30	69.60	5.6K
SHB	10.65	+0.15	+1.43%	76B	7M	100.9K	10.60	10.65	363.0K
SSB	24.40	-0.10	-0.41%	22B	907K	2.8K	24.35	24.40	1.0K
SSI	32.05	+0.40	+1.26%	518B	16M	94.1K	31.95	32.00	90.5K
STB	30.60	+0.70	+2.34%	280B	9M	5.8K	30.55	30.60	89.1K
TCB	31.75	-0.05	-0.16%	54B	2M	87.6K	31.70	31.75	71.9K
TPB	16.65	+0.10	+0.60%	56B	3M	37.1K	16.60	16.65	35.6K
VCB	83.80	-0.70	-0.83%	43B	519K	7.5K	83.70	83.80	10.1K
VHM	45.50	+0.95	+2.13%	103B	2M	2.1K	45.45	45.50	12.8K
VIB	18.70	+0.20	+1.08%	43B	2M	2.2K	18.65	18.70	105.6K
VIC	45.90	+0.30	+0.66%	188B	4M	12.0K	45.85	45.90	4.8K
VJC	96.00	+0.50	+0.52%	58B	606K	2.1K	95.70	96.00	0.3K
VNM	73.80	+1.10	+1.51%	60B	816K	2.0K	73.70	73.80	6.5K

Index	Value	Chg	%Chg	Vol
VNINDEX	1,116.63	+2.74	+0.25%	Vol 8,634.1B
VN30F23 10	1,132.2	+12.2	+1.09%	Basis +1.40 Vol 174.09K
VN30	1,130.80	+6.32	+0.56%	Vol 2,862.8B Vol 99.3M

Update price fluctuations for 02 consecutive days

Quickly place orders right on the Market screen

# 02

## The Trading screen has a streamlined design

The Trading screen has a streamlined design, focusing on vital information to support order placement decisions.

The screenshot displays the myhsc trading interface with several key components and annotations:

- Order Ticket:** Located on the left side, it includes fields for BUY/SELL, Type, Quantity, Price, and Consideration. A yellow box highlights this section with the label "Order Ticket".
- Transaction data:** A table on the right side showing price and volume data for various time intervals. A yellow line points to this table with the label "Transaction data".
- Track orders status:** A table in the middle-right section showing order details such as Ticker, Side, Price, Quantity, and Status. A yellow line points to this table with the label "Track orders status".
- Cash balance:** A table at the bottom left showing financial metrics like Cash, Collateral, Equity, and Margin Requirement. A yellow box highlights this table with the label "Move to see the detailed Cash balance".

Time	Price	Vol
10:17	27.28	1.30 K
10:17	27.28	13.10 K
10:17	27.28	20 K
10:17	27.28	20 K
10:17	27.28	10 K
10:17	27.28	50 K
10:17	27.28	4.70 K
10:17	27.28	50 K
10:17	27.28	50 K
10:17	27.28	3 K
10:17	27.28	1.30 K
10:17	27.28	10 K
10:17	27.28	30 K

Ticker	Side	Price	Quantity	O/S Quantity	Filled Quantity	Filled Price	Order Amount	Status	Update Time
HCM	BUY	27.00	200	200	0	-	5,418,900	Outstanding	10:17:01
ACB	BUY	21.80	500	-	0	-	-	Cancelled	10:16:18
PVD	SELL	25.85	200	-	200	25.85	5,146,735	Completed	09:35:51
MSB	SELL	13.50	100	-	100	13.50	1,343,925	Completed	09:34:07

Cash	155,996,260
Collateral	225,344,760
Equity	381,341,020
Margin Requirement	195,140,780
Excess Equity	186,200,240
Margin Ratio	195%
Maintenance Margin	117,084,468
Surplus / Deficit	264,256,552



# 03

## Manage Order Book effectively with separation of Outstanding Order and Completed Order

The newly designed Order Book screen helps users view more orders and supports management in 4 tabs:

- **Outstanding:** Pending Order

Ticker	Side	Price	Quantity	O/S Quantity	Filled Quantity	Order Amount	Update Time
HCM	BUY	27.00	200	200	0	5,418,900	10:17:01

- **Completed:** Matched Order/Cancelled Order

Ticker	Side	Price	Quantity	Filled Quantity	Filled Price	Trade Amount	Status	Update Time
FPT	BUY	88.60	200	200	88.60	17,782,020	Completed	10:23:16
DBC	BUY	MP	200	200	20.10	4,034,070	Completed	10:22:08
ACB	BUY	21.80	500	0	-	-	Cancelled	10:16:18
PVD	SELL	25.85	200	200	25.85	5,146,735	Completed	09:35:51
MSB	SELL	13.50	100	100	13.50	1,343,925	Completed	09:34:07

# 03

## Manage Order Book effectively with separation of Outstanding Order and Completed Order

- All: All orders placed during the day

Orders									
Assets									
Amend Cancel Cancel All									
All Outstanding Completed Summary									
Ticker	Side	Price	Quantity	O/S Quantity	Filled Quantity	Filled Price	Order Amount	Status	Update Time
HCM	BUY	27.00	200	200	0	-	5,418,900	Outstanding	10:17:01
FPT	BUY	88.60	200	-	200	88.60	17,782,020	Completed	10:23:16
DBC	BUY	MP	200	-	200	20.10	4,034,070	Completed	10:22:08
ACB	BUY	21.80	500	-	0	-	-	Cancelled	10:16:18
PVD	SELL	25.85	200	-	200	25.85	5,146,735	Completed	09:35:51
MSB	SELL	13.50	100	-	100	13.50	1,343,925	Completed	09:34:07

- Summary: Summary of Value and Quantity of orders placed during the day

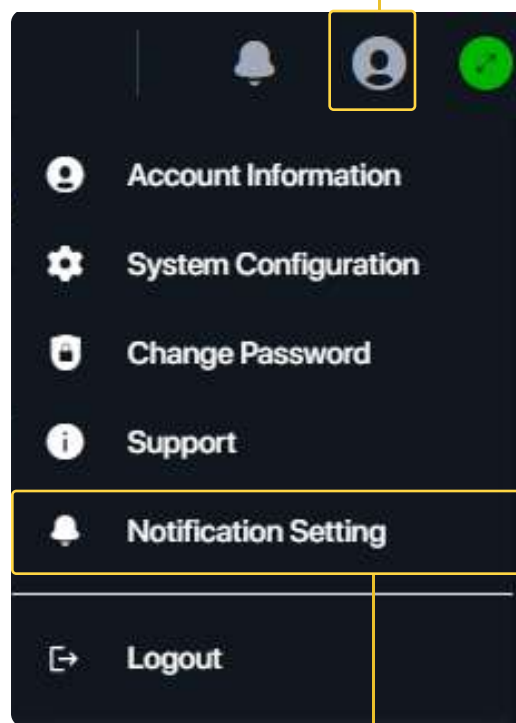
Orders									
Assets									
Amend Cancel Cancel All									
All Outstanding Completed Summary									
	Total Buy	Total Bought	Total Sell	Total Sold	Net Buy/Sell	Net Bought/Sold	Total Order	Total Execution	
Amount	27,234,990	21,816,090	6,490,660	6,490,660	20,744,330	15,325,430	33,725,650	28,306,750	
No. Order	3	2	2	2	N/A	N/A	5	4	
Stock	Buy Qty	Bought Qty	Sell Qty	Sold Qty	Avg. Bought Price	Avg. Sold Price	Order Amount	Trade Amount	
FPT	200	200	-	-	88.60	-	17,782,020	17,782,020	
DBC	200	200	-	-	20.10	-	4,204,665	4,034,070	
HCM	200	-	-	-	-	-	5,418,900	-	
PVD	-	-	200	200	-	25.85	5,146,735	5,146,735	
MSB	-	-	100	100	-	13.50	1,343,925	1,343,925	

# 04 Proactively set up Notifications

Set up notifications and following the instructions:

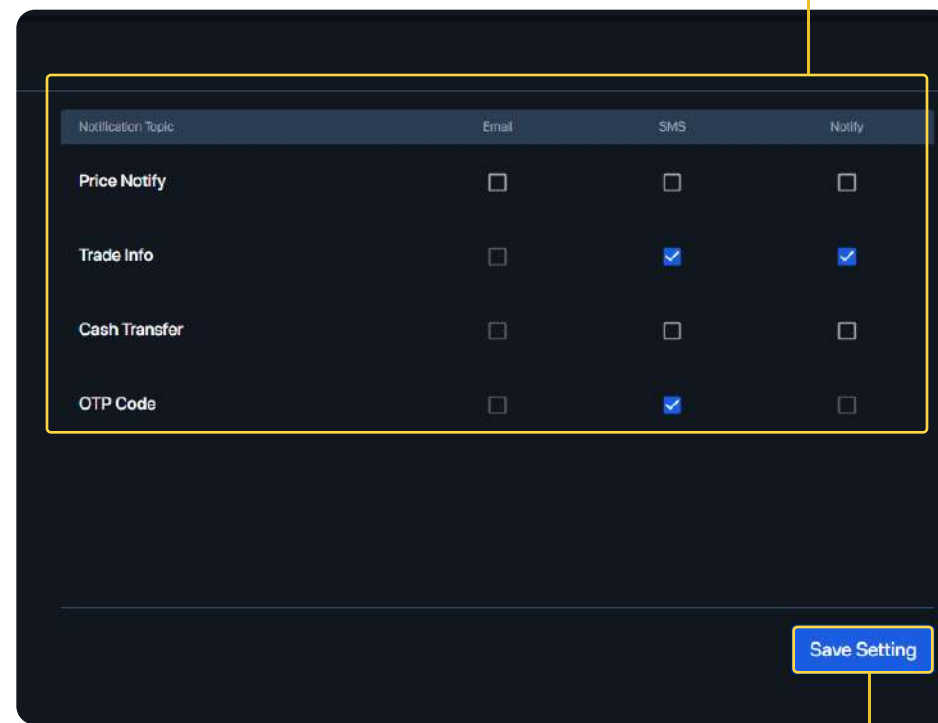
View the Notification List by selecting icon 

Step 1: Select icon 

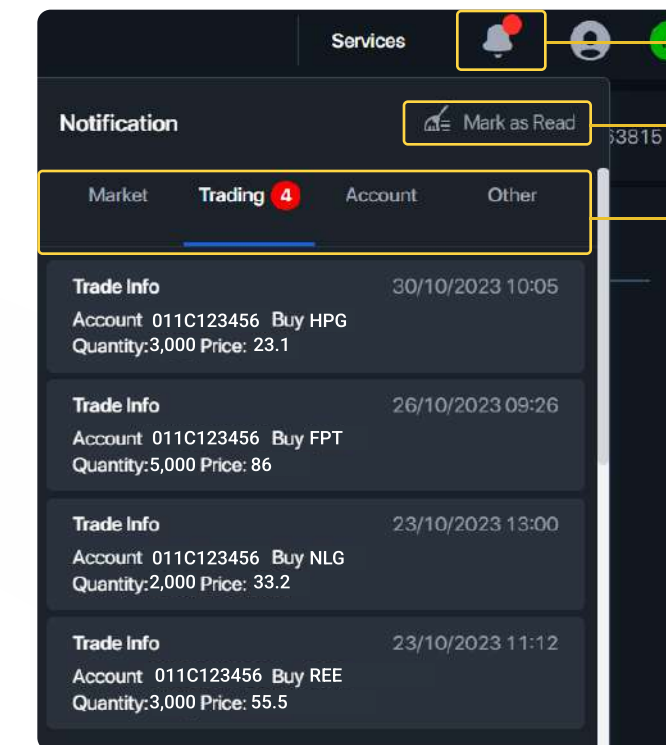


Step 2: Select Notification Setting

Step 3: Tick the items you want to receive information



Step 4 : Select "Save Setting" to start using the feature



View the Notification List  
Mark Notification as read  
Select Notification List



HO CHI MINH CITY SECURITIES CORPORATION

 [support@hsc.com.vn](mailto:support@hsc.com.vn)

 028 3823 3298

 <https://hsc.com.vn>