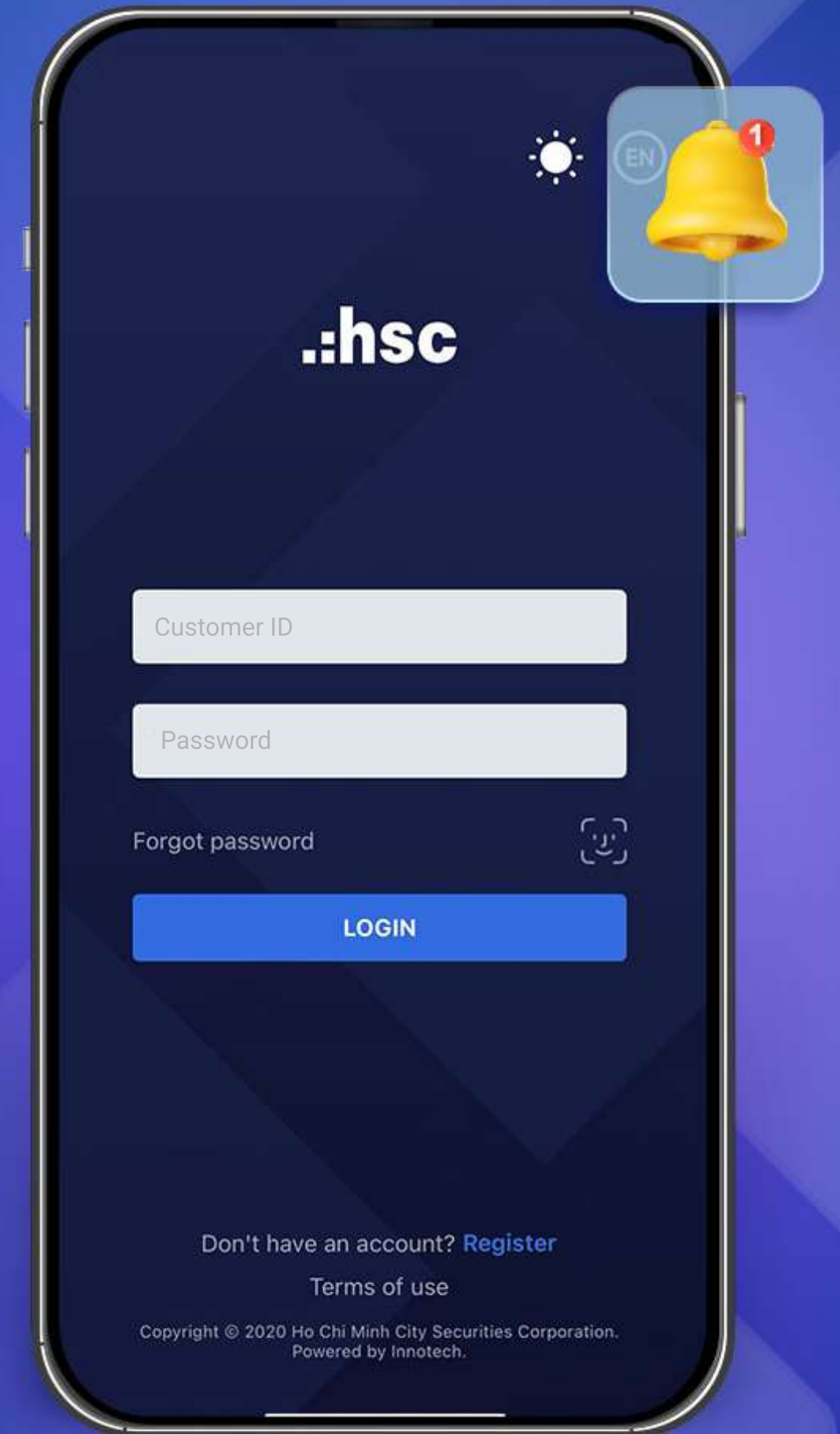


.:hsc

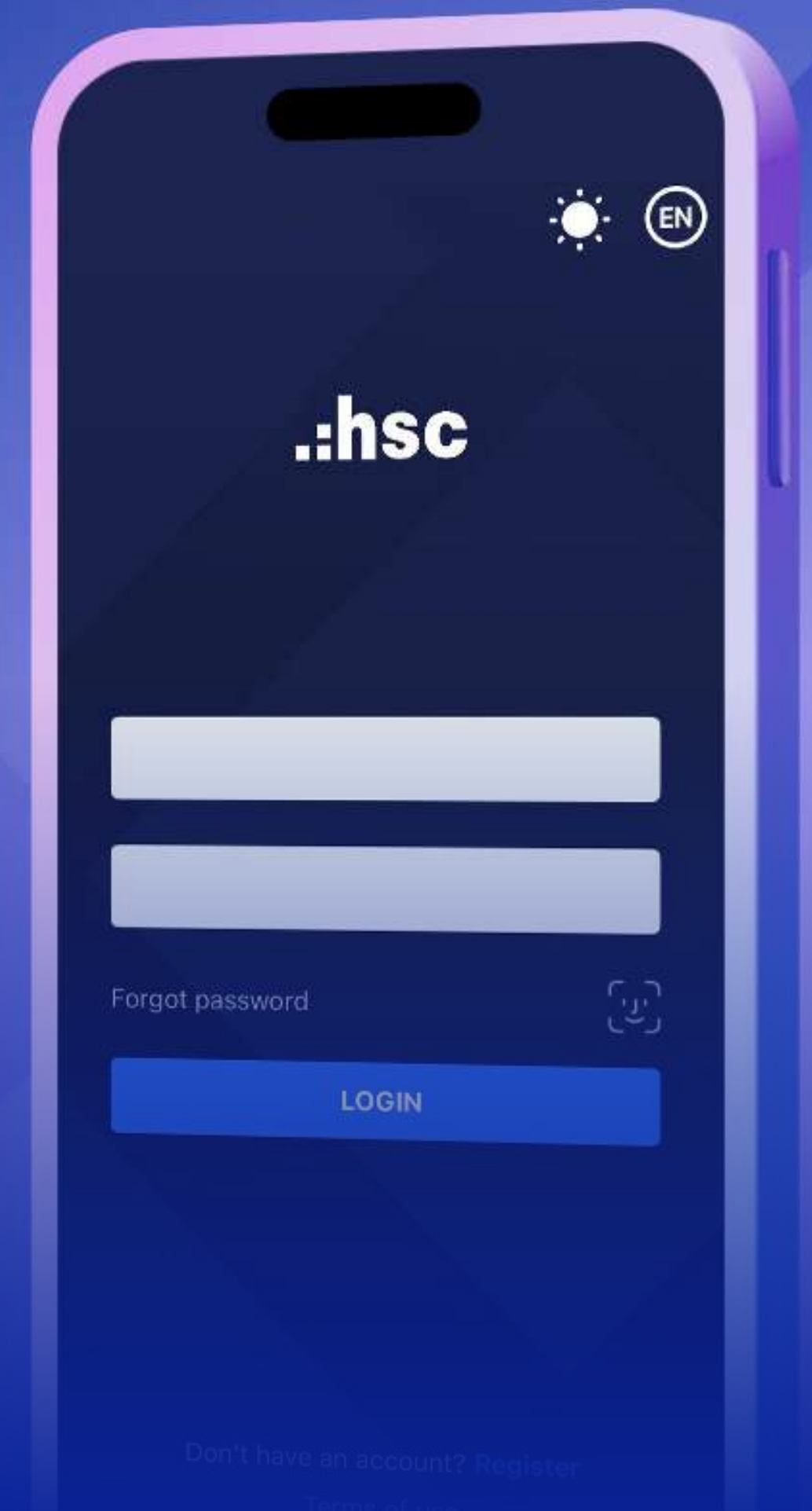
UPGRADE **myhsc** MOBILE VERSION

**SIMPLIFY YOUR
ALL TRANSACTIONS**

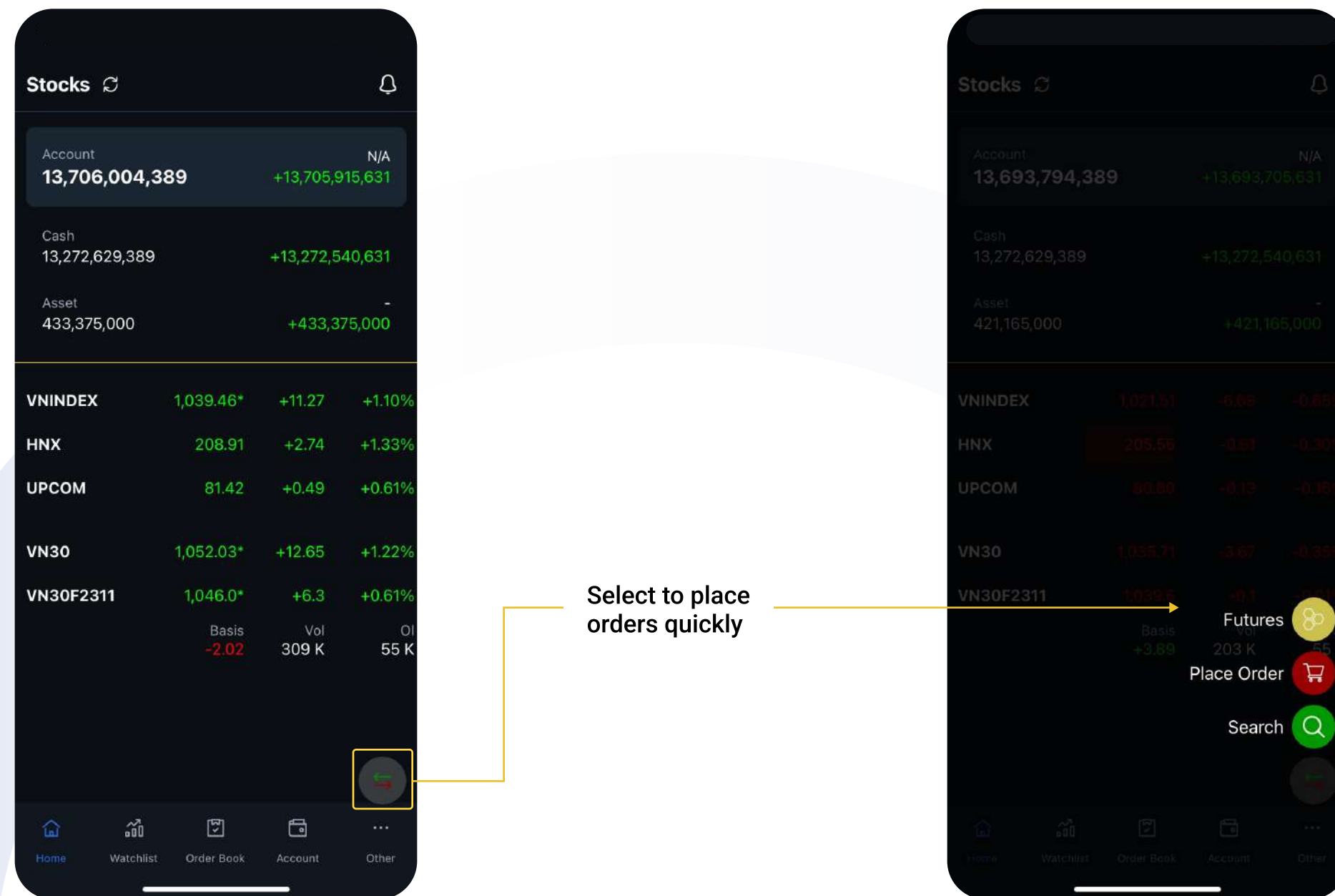


Prominent features on **myhsc** mobile version

1. Quick Order button 3
2. Update account value movement in real-time right on the Home page 4
3. Organize the Watchlist scientifically and conveniently 5
4. Optimize order book management with 02 separate areas: Outstanding Order and Completed Order 8
5. Order Editing features 9
6. Track Profit/Loss by each stock code and Total Portfolio 10
7. Set up multiple types of notifications to track and manage your account promptly 12



Add a Quick Order button to the screens to easily place orders, switch account types, and search for securities.



Update account value movement in real-time right on the Home page

Update account value movement and general market trends in real-time right on the Home page.

The image shows two mobile app screens. The left screen displays account details and a market index table. The right screen shows a detailed view of the VN30 index with a price chart and various indicators.

Annotations:

- Switch between Stock & Derivative account (points to the 'Stocks' toggle)
- View notifications (points to the notification bell icon)
- Select an account to view details of Cash and Asset Balance (points to the account selection area)
- Select the value area to see detailed information about each indicator (points from the table to the detailed view)

Account Details (Left Screen):

Account	Value	Change	Unit
Account	13,706,004,389	+13,705,915,631	N/A
Cash	13,272,629,389	+13,272,540,631	
Asset	433,375,000	+433,375,000	

Market Index Table (Left Screen):

Index	Value	Change	% Change
VNINDEX	1,039.46*	+11.27	+1.10%
HNX	208.91	+2.74	+1.33%
UPCOM	81.42	+0.49	+0.61%
VN30	1,052.03*	+12.65	+1.22%
VN30F2311	1,046.0*	+6.3	+0.61%

Market Overview (Right Screen):

VN30 Overview

Indicator	Value	Change	% Change
Val	5,328.75B		
Vol	188.06M		
PT Val	1,127.65B		
PT Vol	37.11M		
Open	1,038.90		
Ref	1,039.38		
Mkt Cap	3,027,687B		

Price Chart (Right Screen):

Price: 1,048.81
Change: +9.43 (+0.91%)

Time: 09:15 - 11:30 - 14:45

Timeframe: 1D, 1M, 3M, 6M, 1Y, 5Y

03

Organize the Watchlist scientifically and conveniently

Quickly update Market information and Place orders with just two steps, since the scientific and convenient arrangement of Watchlist: Stocks, CWs, ETFs, Futures, Indices.

The image shows two mobile app screens. The left screen displays a watchlist for the VN30 index. The right screen displays the details for FPT Corporation, including a price chart and order buttons.

Annotations:

- Change index**: Points to the VN30 index header.
- Select Watchlist**: Points to the dropdown menu for the watchlist.
- Select product group or index**: Points to the 'Stocks' tab at the bottom.
- Search for stock codes**: Points to the search icon in the watchlist header.
- Arrange priorities**: Points to the watchlist table.
- Quickly open Orders**: Points to the 'FPT' entry in the watchlist.
- Update 02 more information: Put-through value & Put-through volume**: Points to the 'PT Val' and 'PT Vol' fields in the stock details.

Ticker	Last	Chg	%Chg	Val
VN30	1,047.07	+7.69	+0.74%	>
ACB	21.50	+0.10	+0.47%	93 B
BCM	58.00	-0.60	-1.02%	7 B
BID	40.65	+0.45	+1.12%	13 B
BVH	39.20	+0.30	+0.77%	8 B
CTG	27.65	-0.05	-0.18%	72 B
FPT	85.20	+2.20	+2.65%	168 B
GAS	76.80	+0.20	+0.26%	21 B
GVR	17.30	+0.40	+2.37%	24 B
HDB	17.10	-0.10	-0.58%	120 B
HPG	23.75	+0.75	+3.26%	413 B
MBB	17.25	+0.15	+0.88%	86 B
MSN	58.60	+0.40	+0.69%	95 B
MWG	35.20	-2.50	-6.63%	690 B
PLX	32.10	+0.20	+0.63%	19 B

Field	Value
Price	85.20*
Change	+2.20 +2.65%
Val	167.62B
Vol	2M
Open	84.30
Avg	83.70
Ref	83.00
Cell / Flr	88.80 / 77.20
PT Val	113.42B
PT Vol	1.28M

03

Organize the Watchlist scientifically and conveniently

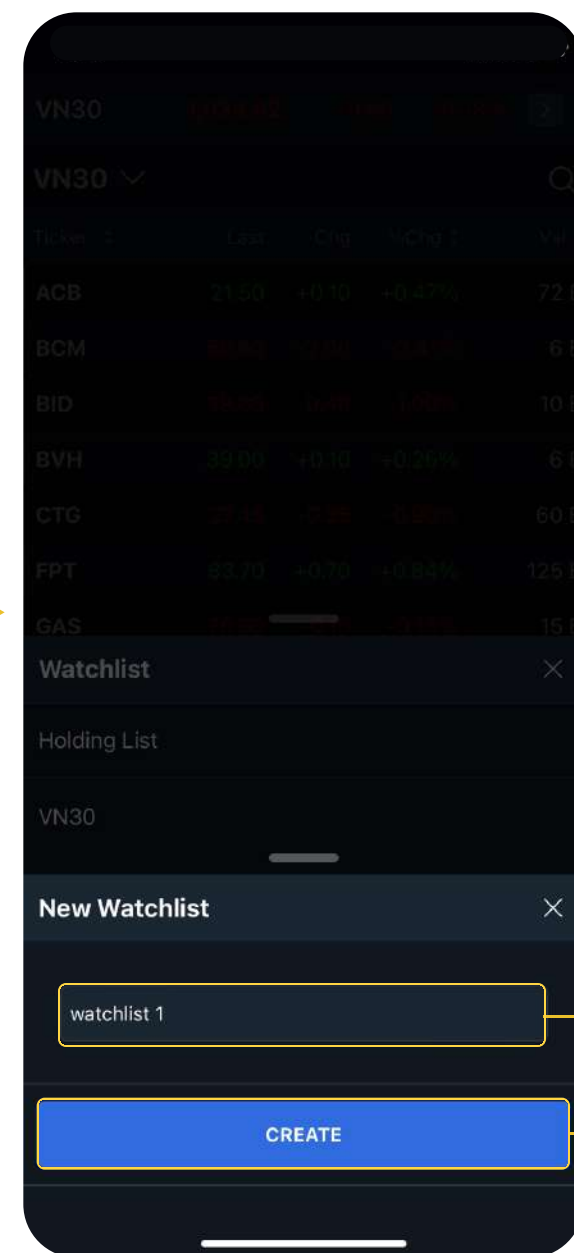
Create a new Watchlist:

Watchlist management:

Step 1: Select Watchlist

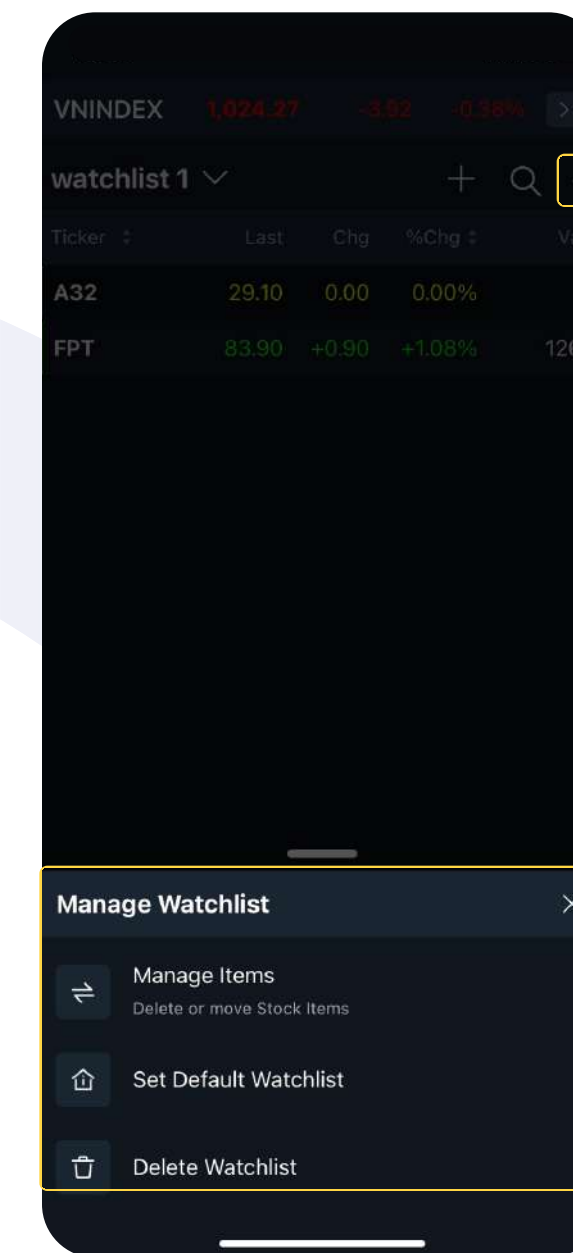


Step 2: Select "New Watchlist"



Step 3: Input new watchlist name

Step 4: Select "Create"



Step 1: Select icon

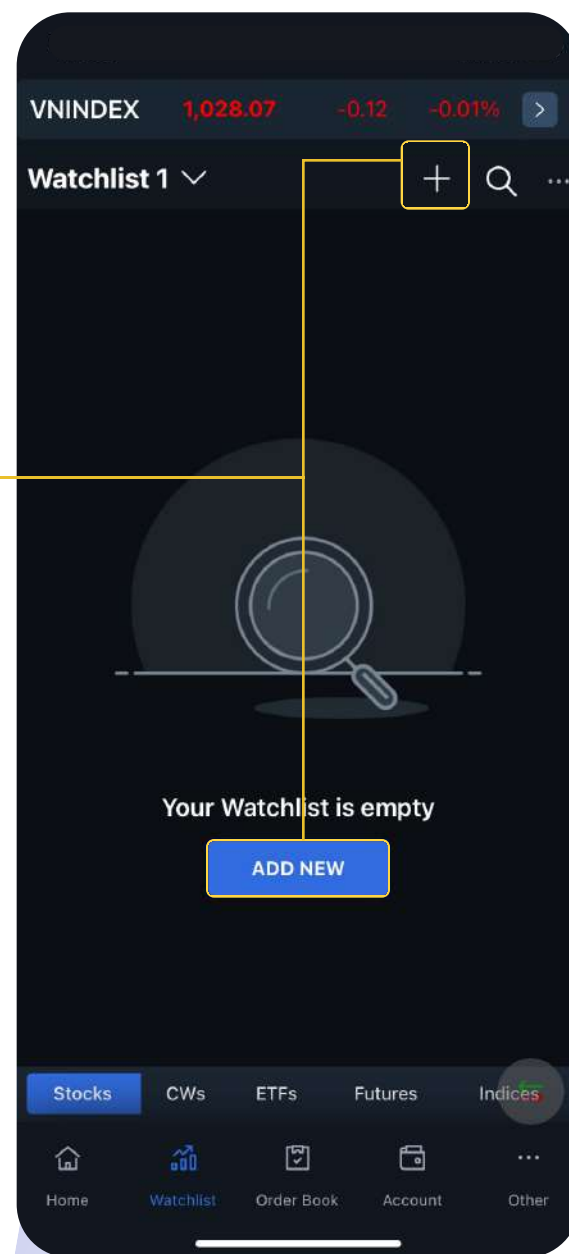
Step 2: Select according to Watchlist management requirements

03

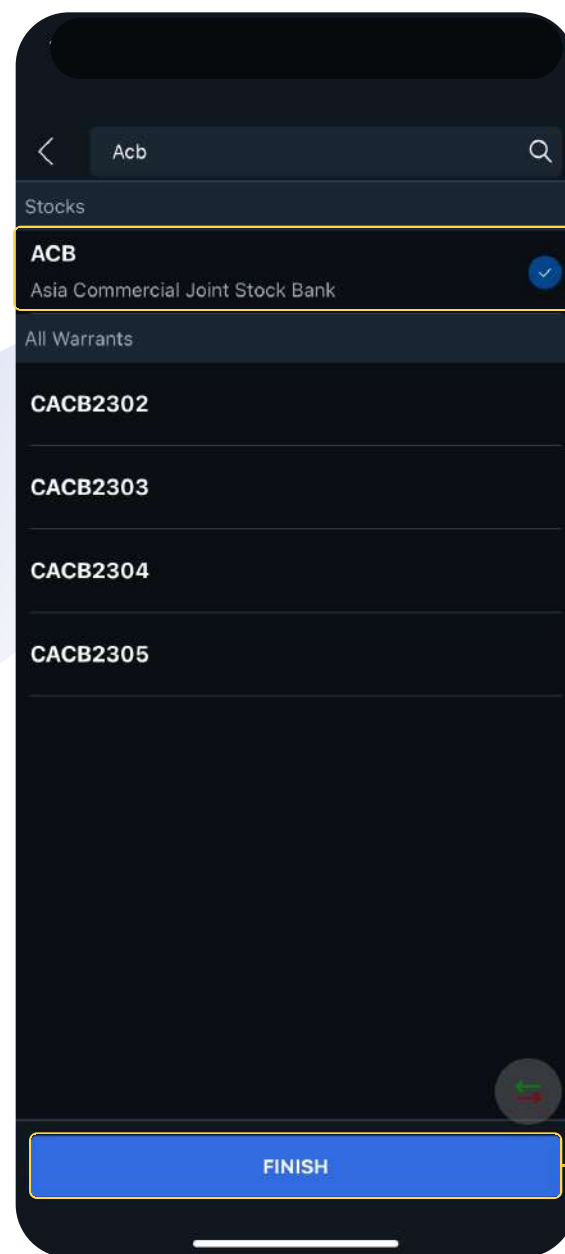
Organize the Watchlist scientifically and conveniently

Add new stock code to the Watchlist:

Step 1: Select "+" or "Add new" button



Step 2: Enter stock code



Step 3: Select "Finish"



The list displays the selected stock code

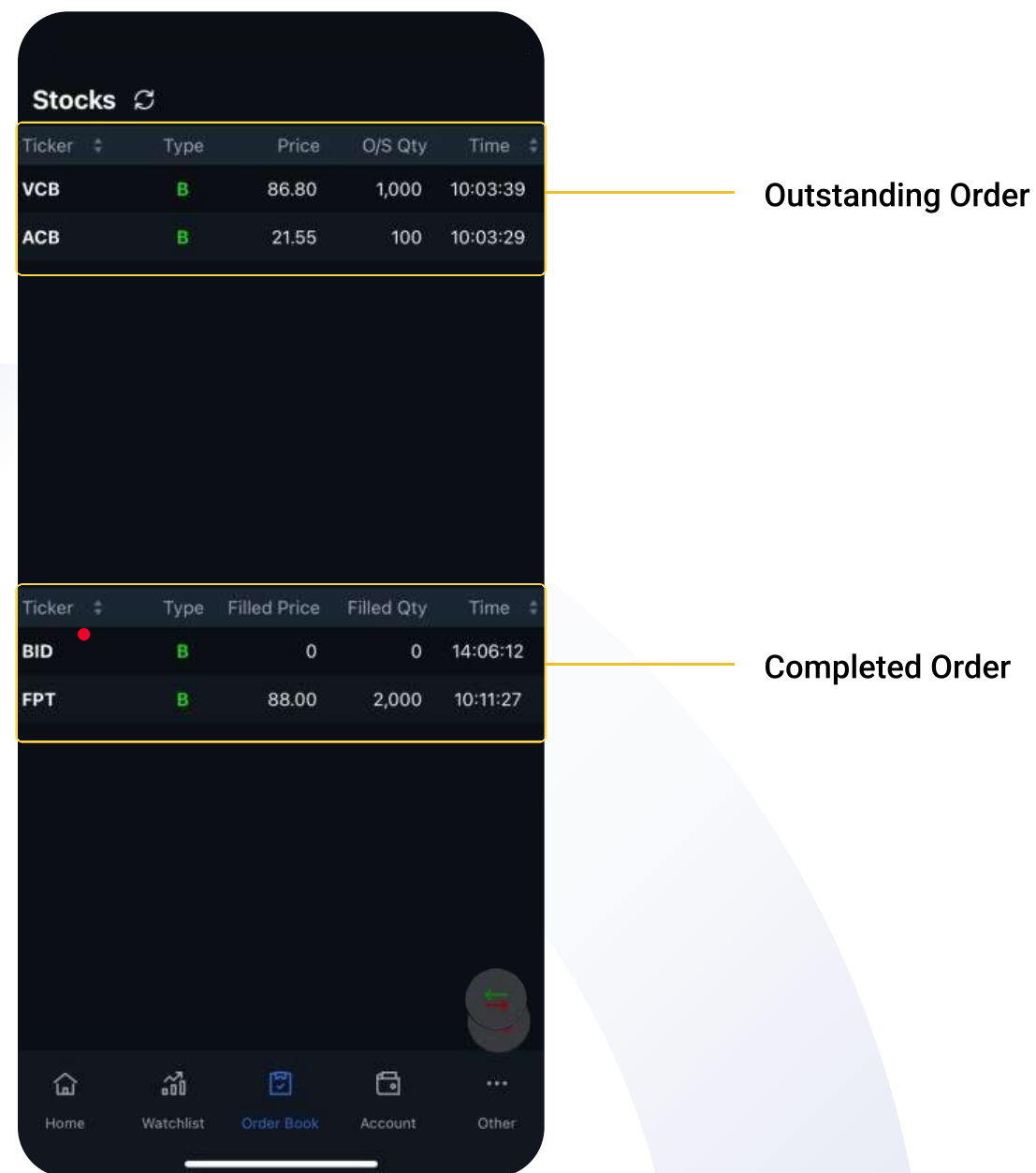
04

Optimize order book management with 02 separate areas: Outstanding Order and Completed Order

Area 1: Outstanding Order List

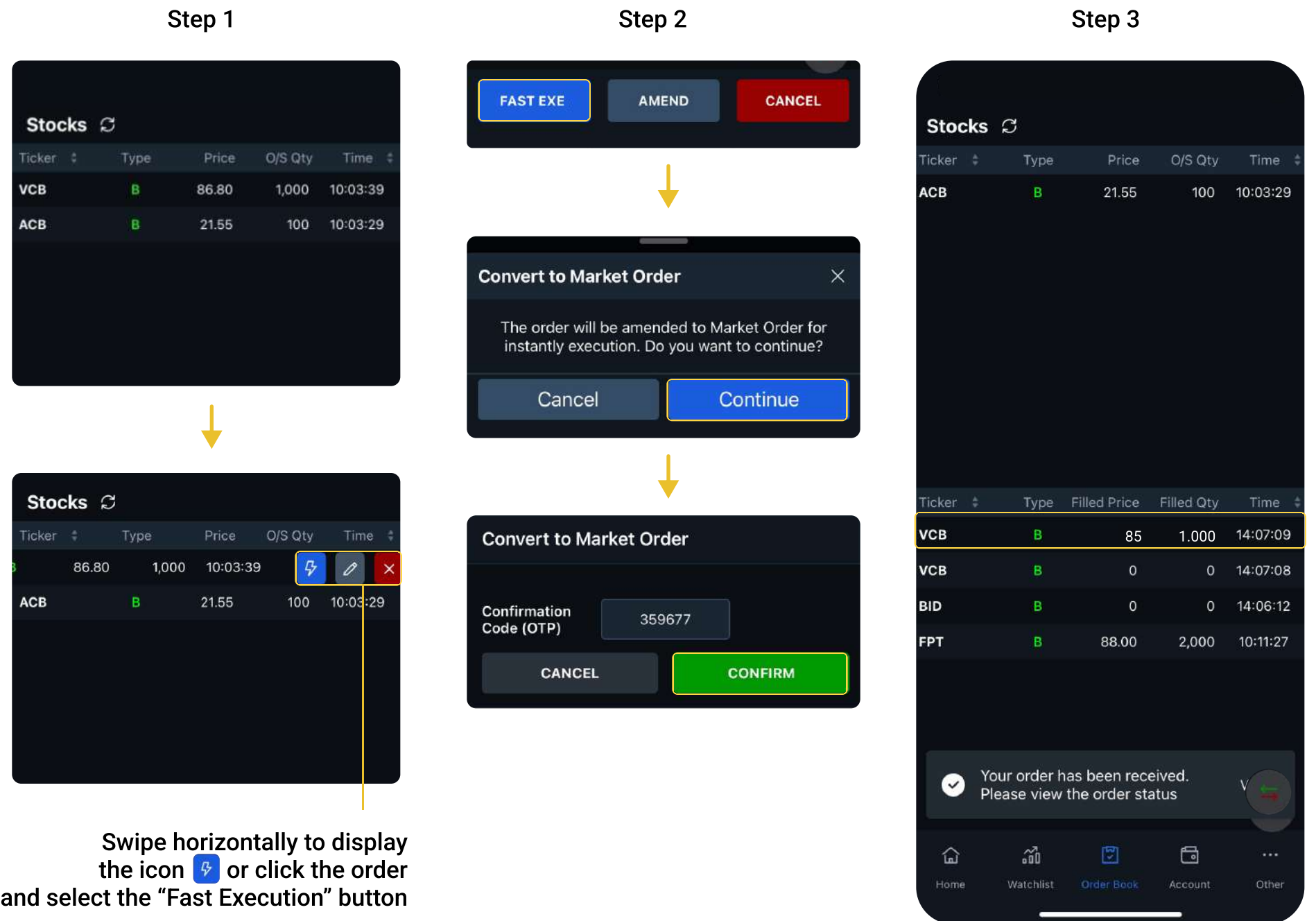
Area 2: Completed Order List

- Matched: Display the quantity in column "Filled Quantity"
- Canceled: Display the quantity "0" in column "Filled Quantity"



The Fast Execution feature

The Fast Execution feature helps users quickly match demands during a trading session by converting pending orders into market orders.

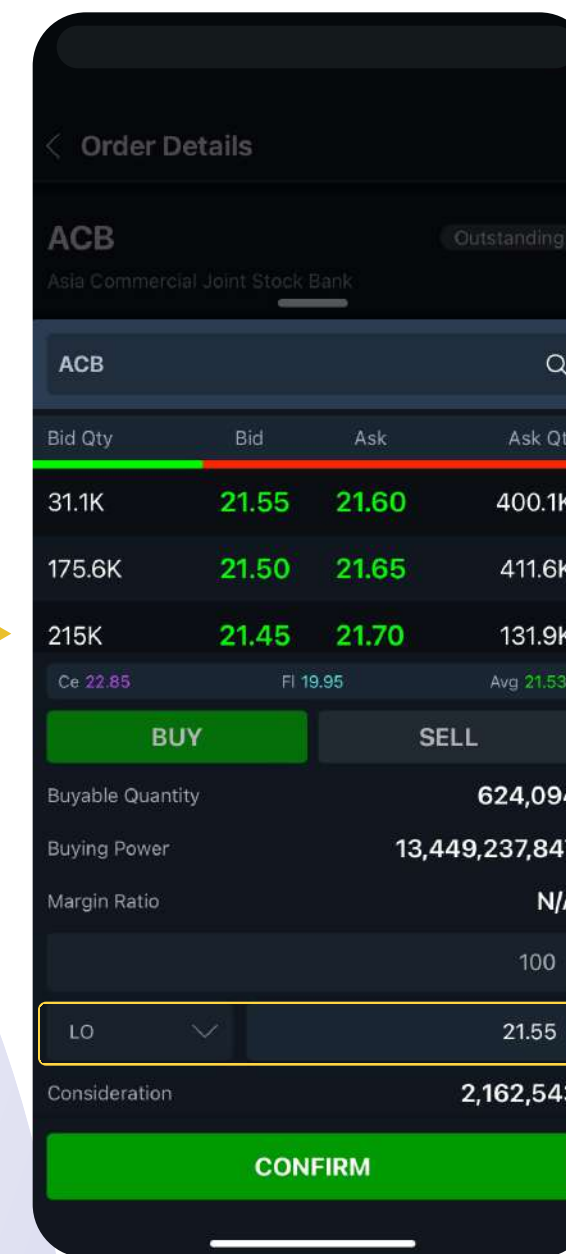
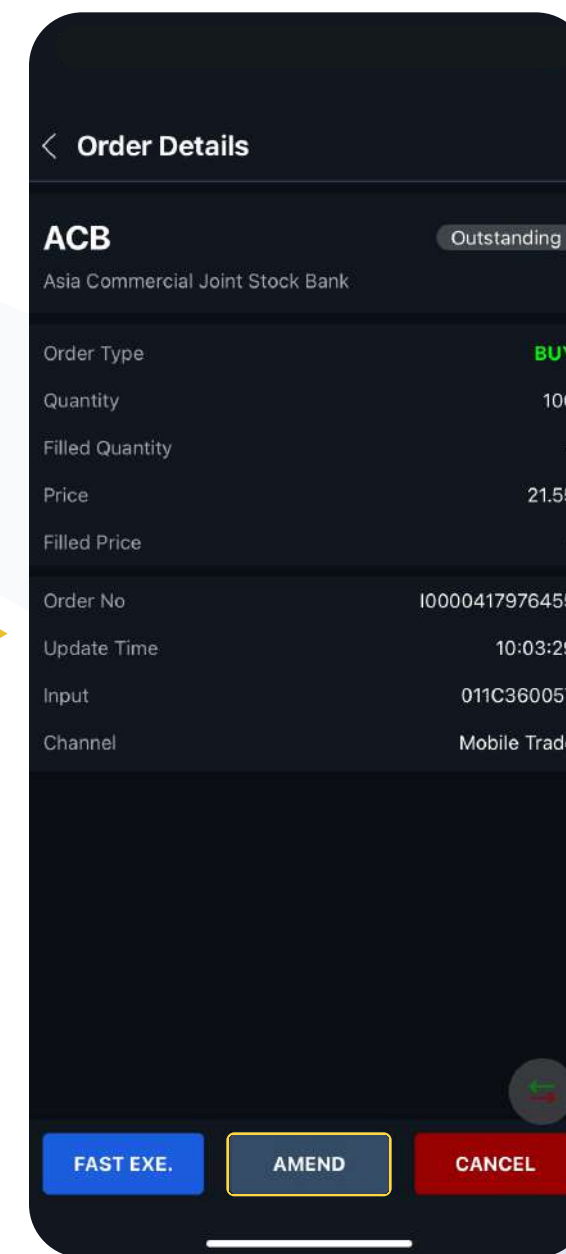
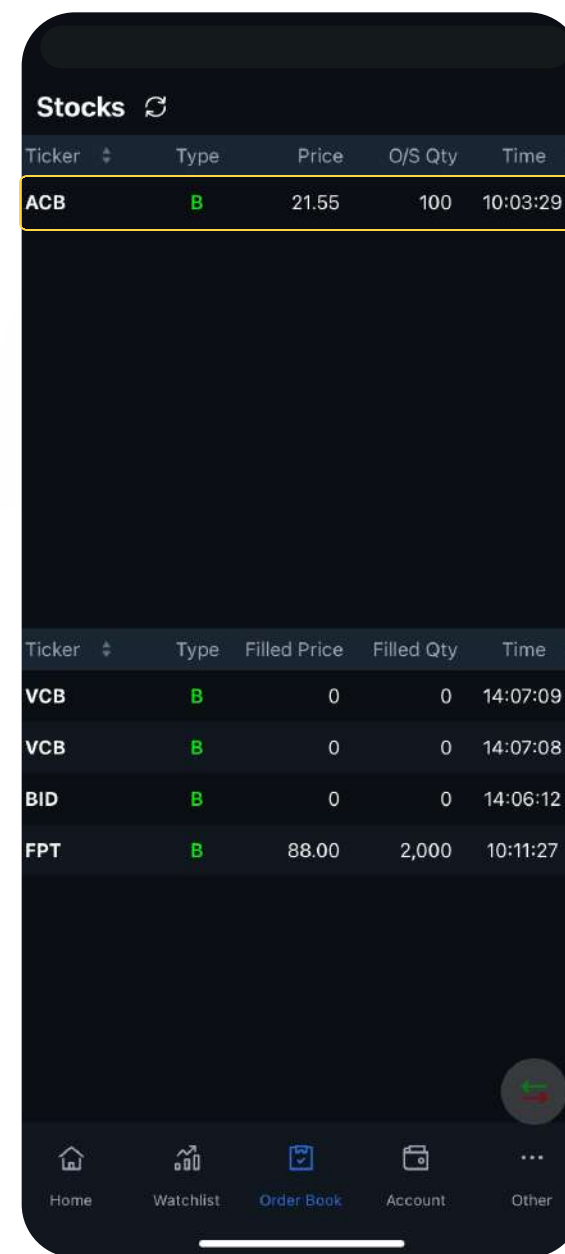
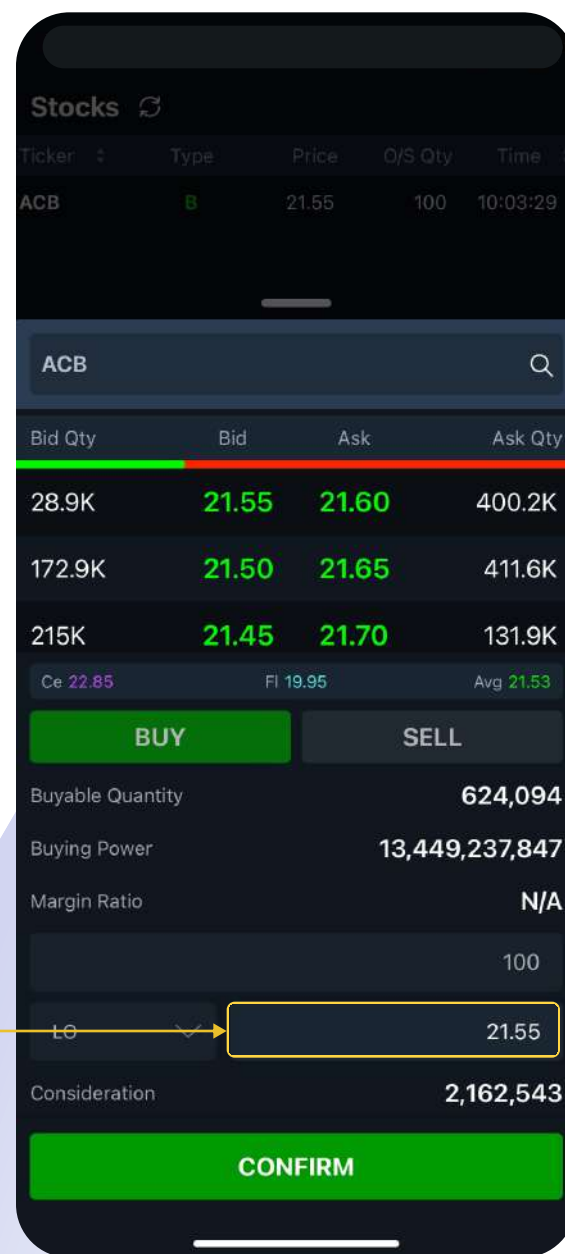
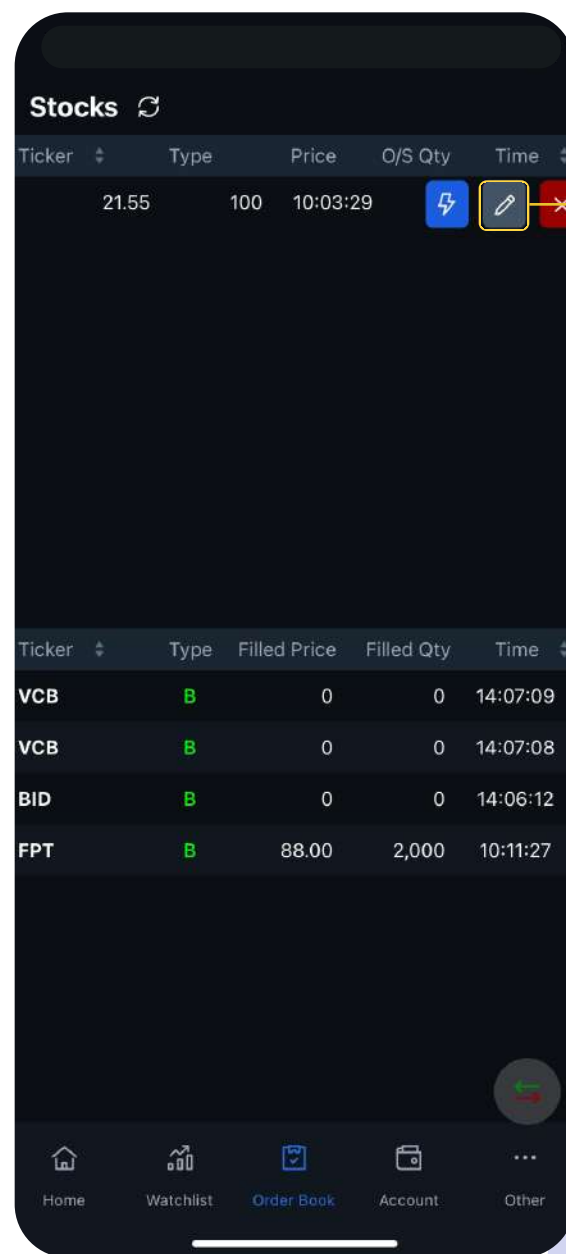


05

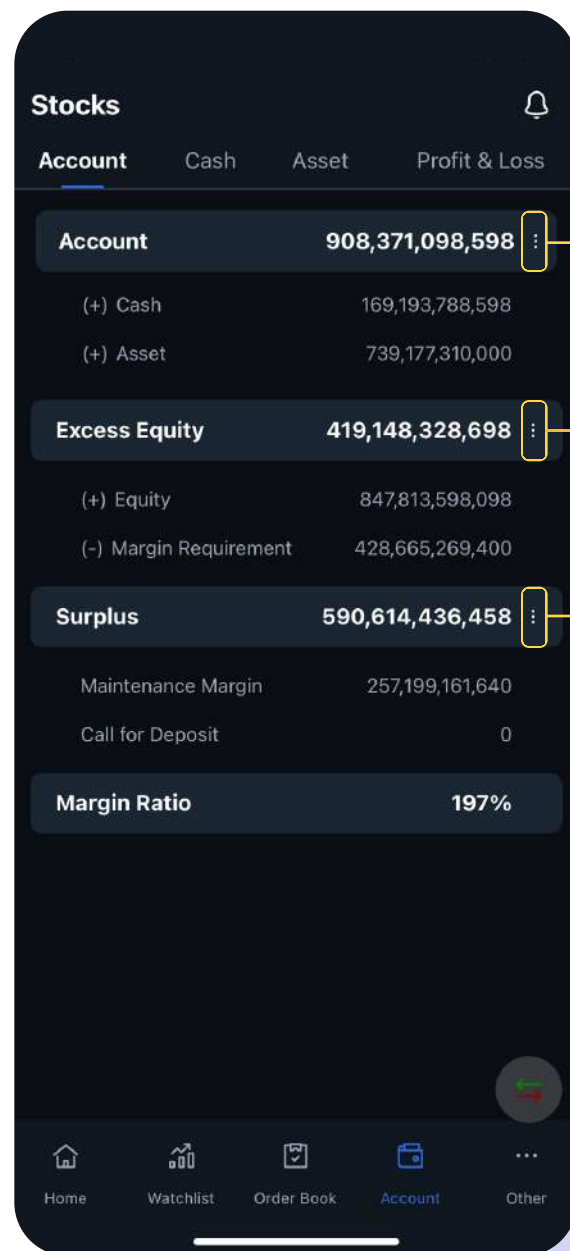
Order Editing features


Swipe horizontally and select icon  to edit the Order.

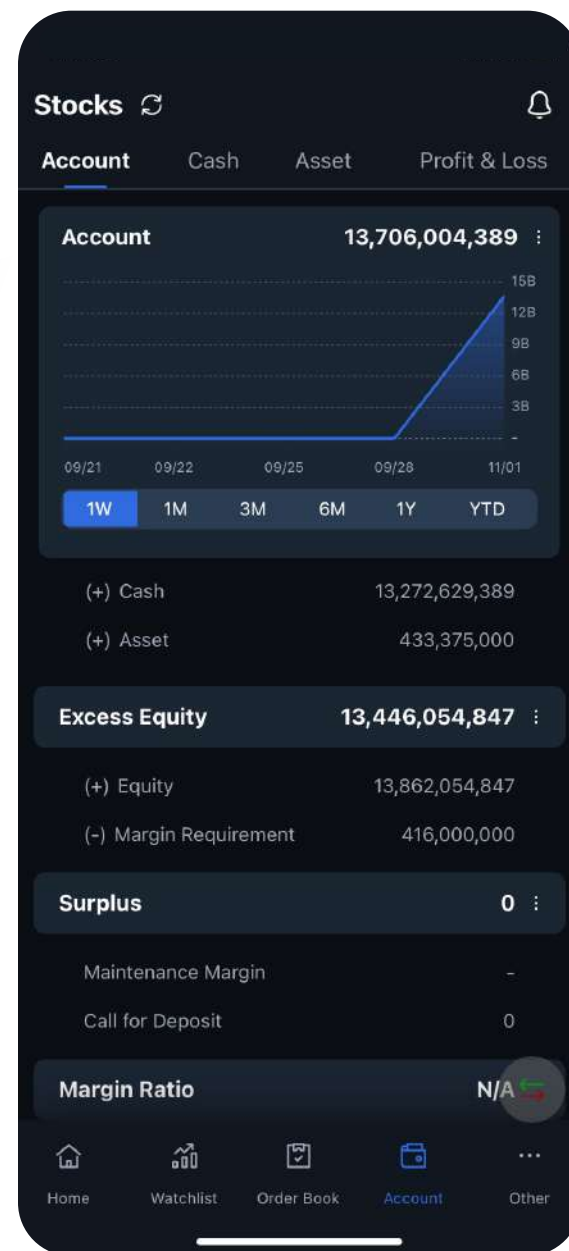
Click Other details to edit the Order.



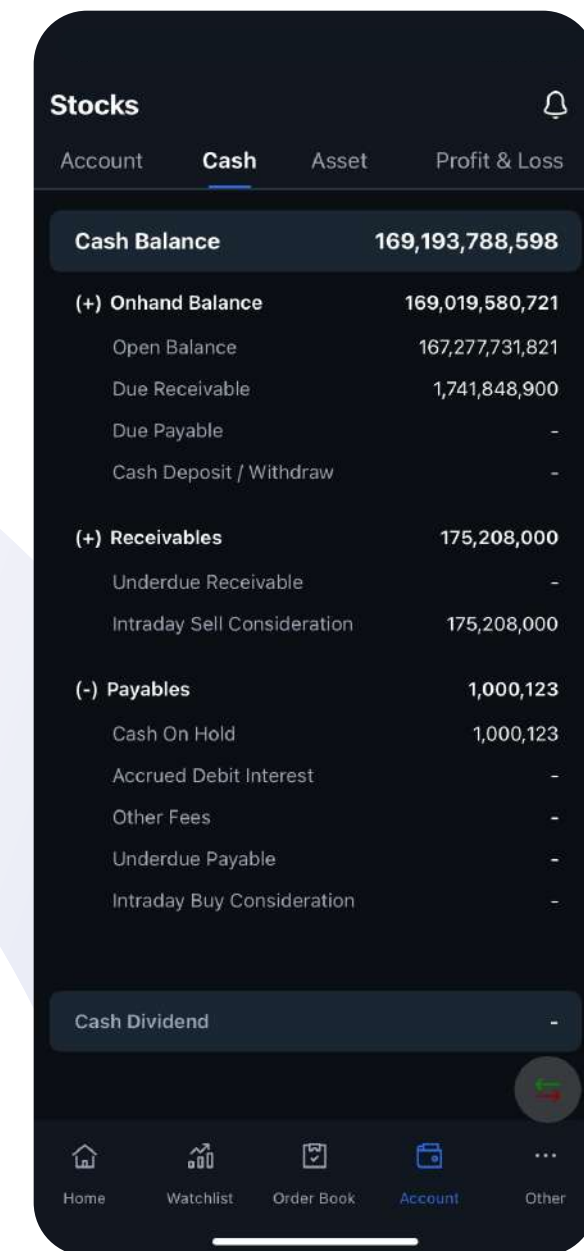
Account Screen



Select icon  to view account value movement graph and other detailed values



Cash Screen



06

Track Profit/Loss by each stock code and Total Portfolio

Assets screen

Account	Cash	Asset	Profit & Loss
Ticker	Sellable	Receivable	Market Value
FPT	63,300	0	177,000,000
DCM	1,180,000	0	33,060,000,000
FPT	2,965,100	135,000	260,718,410,000
FRT	1,207,500	0	104,811,000,000
HPG	252,000	0	5,909,400,000
MWG	2,000	0	70,200,000
VHC	190,000	0	12,840,000,000
VHM	1,740,000	0	66,120,000,000
VIC	1,086,699	0	43,250,620,200
VNM	3,000,000	0	209,400,000,000

Select the value area to see Holding Details

Holding Details	
FPT FPT Corporation	
Total Quantity	3,100,100
Sellable Quantity	2,965,100
On Hold Pending Ent.	- 135,000
T1 Bought Sold	- -
T2 Bought Sold	- 2,000
Hold For Settlement	-
Avg Bought Price	32.699
Market Price	84.10
Market Value	260,718,410,000
Initial Margin Requirement	157,308,300,000
IM Ratio	50%
MM Ratio	60%


Profit & Loss Screen

Account	Cash	Asset	Profit & Loss
Ticker	Total Qty	Unrl P/L	% Unrl P/L
BSR	10,000	-40,000,000	-19%
DCM	1,200,000	-22,443,036,372	-41%
FPT	3,100,100	+155,790,683,516	+154%
FRT	1,207,500	+54,408,848,301	+108%
HPG	252,000	-1,231,835,318	-17%
MWG	2,000	-28,756,000	-28%
VHC	200,000	-3,949,056,406	-24%
VHM	1,740,000	-42,858,671,270	-39%
VIC	1,086,699	+20,329,432,442	+82%
VNM	3,000,000	-36,900,000,000	-15%
Total		+123,077,608,893	

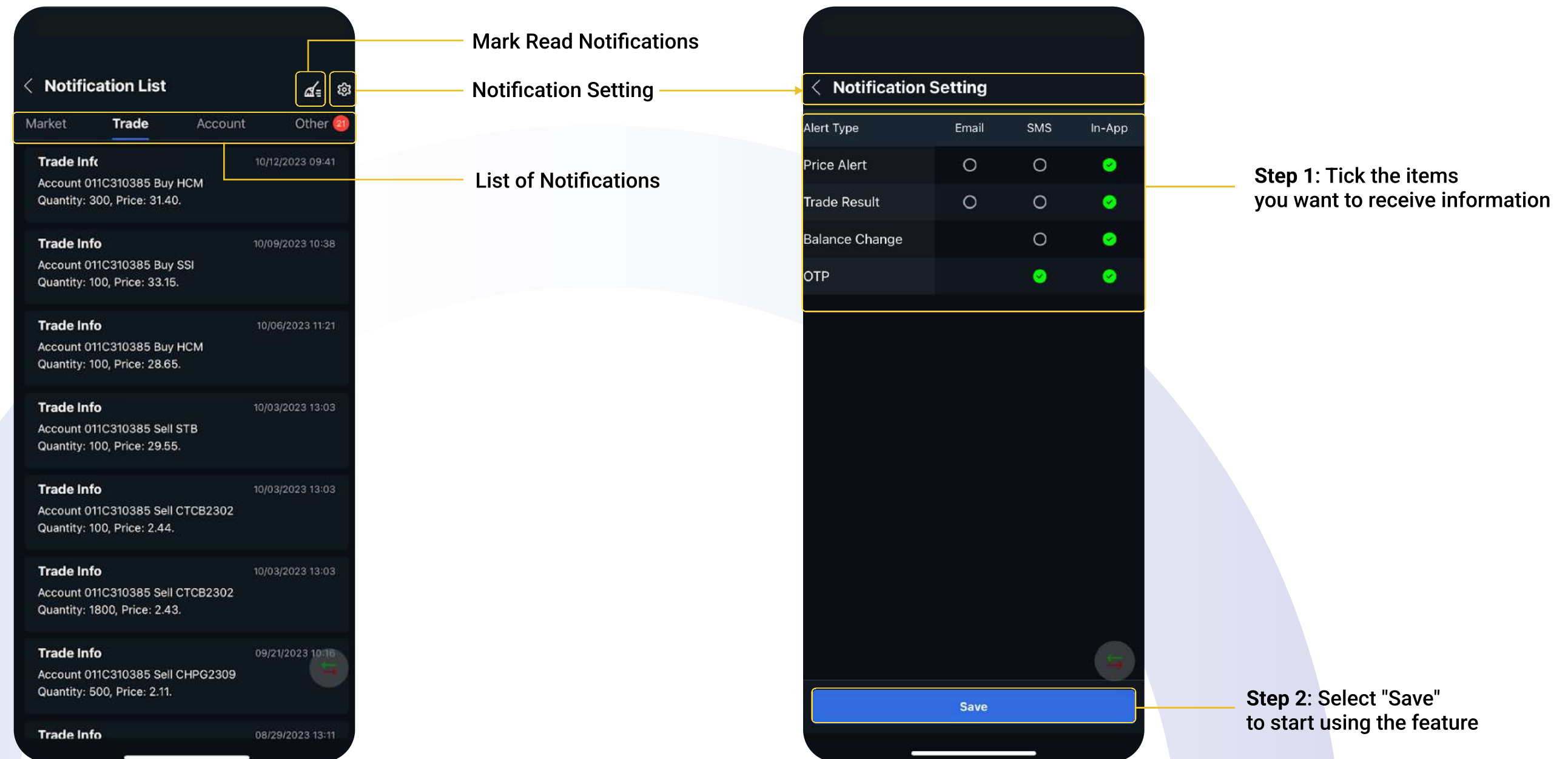
Select the value area to see Profit & Loss Details

Profit & Loss Details	
FPT FPT Corporation	
Total Quantity	3,100,100
Sellable Quantity	2,965,100
Selling	-
Receiving	135,000
On Hold	-
Weight	35%
Average Bought Price	32.70
Market Price	83.00
Market Value	257,308,300,000
Realized P/L	14,182,365,900
Unrealized P/L	155,790,683,516
% Unrl P/L	154%
Cash Dividend	5,514,750,000

Set up multiple types of notifications to track and manage your account promptly

Select icon  to see the Notification List:

- Market: Displays notifications about Price/Index Alerts according to setting conditions
- Trade: Displays the matched order notification
- Account: Displays notification of cash balance changes
- Other: Display OTP code message



The image shows two mobile app screens side-by-side. The left screen is the 'Notification List' and the right screen is the 'Notification Setting' screen. Annotations with yellow arrows point to specific elements on both screens.

Notification List Screen:

- Mark Read Notifications:** Points to the top right corner of the notification list.
- Notification Setting:** Points to the gear icon in the top right corner.
- List of Notifications:** Points to the list of trade notifications.

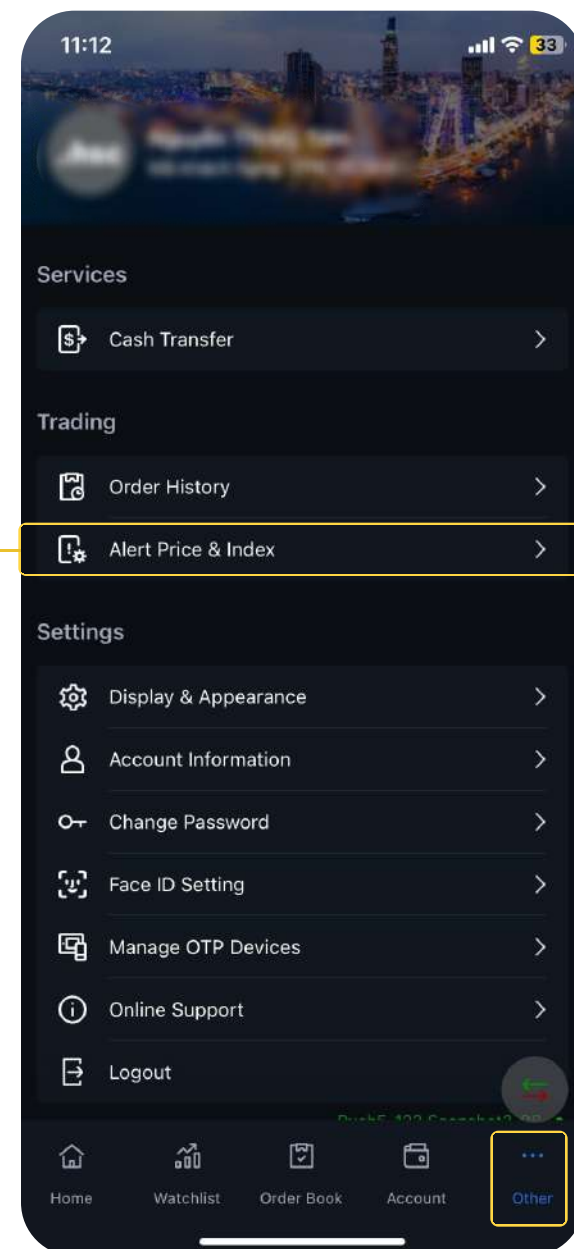
Notification Setting Screen:

Alert Type	Email	SMS	In-App
Price Alert	<input type="radio"/>	<input type="radio"/>	<input checked="" type="radio"/>
Trade Result	<input type="radio"/>	<input type="radio"/>	<input checked="" type="radio"/>
Balance Change		<input type="radio"/>	<input checked="" type="radio"/>
OTP		<input checked="" type="radio"/>	<input checked="" type="radio"/>

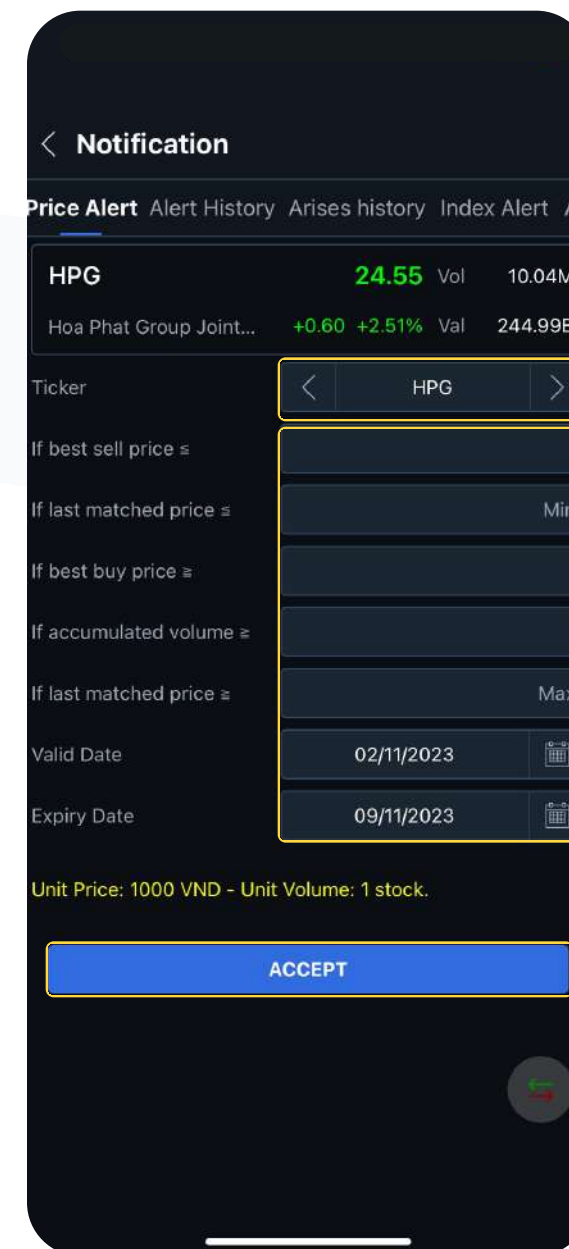
- Step 1: Tick the items you want to receive information:** Points to the 'In-App' column checkboxes.
- Step 2: Select "Save" to start using the feature:** Points to the 'Save' button at the bottom.

Set up Price and Index alerts

Step 1: Select icon  then click Alert Price & Index



Step 2: Enter the stock code that needs a price alert



Step 3: Set price levels and alert periods

Step 4: Click "Accept" to confirm the price alert



From now on, customers can explore new features of **myhsc** on the following platforms:

 <https://my.hsc.com.vn>



Scan to download on iOS/Android

