

WF WAKE FOREST DEMON DEACONS

<< 2014-15 WAKE FOREST BASKETBALL GAME NOTES >>

FEBRUARY 11, 2015
LJVM COLISEUM
WINSTON-SALEM, N.C.



<< WAKE FOREST (11-13, 3-8) VS. MIAMI (15-8, 5-5) >>

<< THE TEAMS >>



VS



<< THE STATS >>

	Wake Forest	Miami
Record	11-13	15-8
ACC	3-8	5-5
Home	9-6	8-5
Away	2-6	4-2
Scoring Offense	71.1	67.5
Scoring Defense	70.8	62.0
FG Percentage	.423	.435
3-Pt Percentage	.327	.362
FT Percentage	.647	.715
3-Pt Per Game	6.1	8.2
Rebounding	39.5	34.0
Rebound Margin	+5.6	-1.0
Assists	14.0	13.7
Turnovers	13.8	10.3
Turnover Margin	-1.0	+1.3
Steals	6.9	5.9
Blocks	4.4	3.4

<< THE SERIES >>

SERIES HISTORY

Overall: Wake leads 9-7 (since 1939-40)
At Wake Forest: 7-1 (6-1 at LJVM Coliseum)
At Miami: 2-5 (2-5 at BankUnited)
At ACC Tournament: 0-1

ALL-TIME SERIES RESULTS

Date	Site	W/L	Score
3.8.14	A	L	56-69
2.23.13	H	W	80-65
2.18.12	A	L	56-74
2.9.11	H	L	73-74
3.11.10	ACCT	L	62-83

<< THE COVERAGE >>

TELEVISION

RSN
Play-by-Play: Wes Durham
Color Analyst: Mike Gminski



RADIO

Wake Forest Sports Network
Play-by-Play: Stan Cotten
Color Analyst: Mark Freidinger
WakeForestSports.com



Live audio stream of broadcast

ONLINE

Twitter // @TieDyeNation
Live updates with stats & notes
Facebook // fb.com/WakeForestSports
In-game updates and photos
YouTube // WakeForestAthletics
Postgame highlights and interviews
WakeForestSports.com
Complete coverage of Wake Forest basketball



WAKE FOREST HOSTS MIAMI IN MID-WEEK TILT ON WEDNESDAY >>

- Wake Forest will return home to host the Miami Hurricanes on Wednesday evening in Winston-Salem.
- Tip-off is scheduled for 7 p.m. at the LJVM Coliseum. The game will be televised on the ACC's regional sports networks and can also be heard on the Wake Forest IMG Sports Network.

LAST TIME OUT >>

- Wake Forest is coming off a 73-59 loss at Georgia Tech on Saturday in Atlanta. Cornelius Hudson scored a career-high 19 points, but Wake Forest struggled from the field, shooting just 29.7 percent for the game.
- Hudson scored eight of his 19 points at the free throw line, going 8-for-10. As a team, Wake Forest finished 14-of-17 (82.4 percent).
- Konstantinos Mitoglou was the lone Deacon to shoot better than 50 percent, finishing 5-of-9 for 15 points, while also pulling down a team-high six rebounds.
- Andre Washington had a strong second half, totaling six points, two rebounds and a season-high four blocks in 12 minutes of action.
- Senior Daniel Green made his return to the court after missing the past 89 games with multiple knee injuries. Green, who sat out all of the 2012-13 and 2013-14 seasons due to injury, finished with a rebound and a free throw late in the game on Saturday.

WAKE FOREST NOTABLES >>

- Wake Forest is in the middle of a stretch that sees the Deacons play three of their next four games on the road, including matchups at top-10 ranked foes Virginia and Notre Dame.
- Codi Miller-McIntyre is six points away from 1,000 for his career. He would be the 50th all-time Deacon to reach the milestone.
- Madison Jones leads the ACC in conference play with an assist-to-turnover ratio of 3.91 (43 assists/11 turnovers).
- Cornelius Hudson has scored in double figures in three of the past four games, averaging 13.3 points and hitting 11 3-pointers during the stretch.
- Konstantinos Mitoglou is 9-for-17 from 3-point range for 53 percent over the past three games.

SERIES HISTORY >>

- Wake Forest leads the all-time series with Miami 9-7. The Hurricanes won last year's only meeting, posting a 69-56 win in Coral Gables.
- Wake Forest is 6-1 all-time against Miami at the LJVM Coliseum. The Hurricanes lone win came in 2011 when they escaped with a 74-73 victory.
- The Deacons won the teams' only meeting in 2013-14, upsetting No. 2-ranked Miami 80-65 in Winston-Salem to hand the eventual ACC champion Hurricanes their first conference loss of the year.

NEXT UP... >>

- Wake Forest will hit the road on Saturday to play at No. 3 Virginia for the first of consecutive road games for the Deacons. The Deacons will actually face the Cavaliers in two of their next three games, hosting UVa on Feb. 25.
- The Deacons will play at No. 10-ranked Notre Dame on Tuesday for Wake Forest's first-ever game in South Bend. The Deacons beat the Irish twice last season, including a win in the opening round of the ACC Tournament.

<< THE SCHEDULE >>

NOVEMBER

7	YOUNG HARRIS (Exhibition)	W, 96-71
14	UNC ASHEVILLE ^ (ESPN3)	W, 80-69
17	at Tulane (ESPN3)	W, 71-49
19	at Arkansas % (SEC Network)	L, 53-83
21	IONA % (ESPN3)	L, 81-85
24	NICHOLLS % (ESPN3)	W, 75-48
26	MOUNT ST. MARY'S (ESPN3)	W, 83-49
28	DELAWARE STATE % (ESPN3)	L, 65-72

DECEMBER

2	MINNESOTA (ESPNU)	L, 69-84
6	at NC State (ESPNU)	L, 65-78
14	SAMFORD (ESPN3)	W, 86-68
20	vs. Florida ** (FOX1)	L, 50-63
22	BUCKNELL (ESPN3)	W, 60-53
28	at Richmond (NBC Sports Net.)	W, 65-63
31	PRINCETON (ESPN3)	W, 80-66

JANUARY

4	#5 LOUISVILLE (ESPNU)	L, 76-85
7	#2 DUKE (ACC Network)	L, 65-73
10	GEORGIA TECH (ACC Network)	W, 76-69
13	at Syracuse (ACC Network)	L, 83-86 (ot)
21	#15 NORTH CAROLINA (ESPN2)	L, 71-87
24	at Clemson (ACC Network)	L, 57-59
28	at Florida State (RSN)	L, 76-82 (2ot)
31	VIRGINIA TECH (RSN)	W, 73-70

FEBRUARY

3	NC STATE (ACC Network)	W, 88-84
7	at Georgia Tech (RSN)	L, 59-73
11	MIAMI (RSN)	7:00
14	at #3 Virginia (ACC Network)	2:30
17	at #10 Notre Dame (ESPNU)	7:00
25	#3 VIRGINIA (RSN)	7:00

MARCH

1	PITTSBURGH (ESPNU)	6:30
4	at Duke (ACC Network)	8:00
7	at Boston College (ACC Network)	2:00
10-14	ACC Tournament (Greensboro, N.C.)	

^ - Lawrence Joel Veterans Memorial Classic

% - Roundball Showcase

** - Orange Bowl Basketball Classic (Sunrise, FL)

WAKE FOREST'S PROJECTED STARTING LINEUP

G	G	F	F	F
10	0	33	44	2
MITCHELL WILBEKIN FRESHMAN - GAINESVILLE, FL	CODI MILLER-McINTYRE JUNIOR - CONCORD, NC	AARON ROUNTREE III JUNIOR - WILSON, NC	DINOS MITOGLU FRESHMAN - THESSALONIKI, GREECE	DEVIN THOMAS JUNIOR - HARRISBURG, PA
PPG RPG SPG MPG	PPG RPG APG MPG	PPG RPG BLK MPG	PPG RPG 3FG% MPG	PPG RPG FG% MPG
7.9 2.2 1.4 28.0	14.5 4.9 3.9 31.5	2.6 2.6 13 14.2	9.1 4.6 .352 20.6	12.7 9.8 .498 28.2

<< WAKE FOREST ATHLETIC COMMUNICATIONS / MEDIA POLICIES >>



ACC COACHES WEEKLY TELECONFERENCE

The 15 ACC basketball head coaches will be featured on a weekly teleconference each Monday beginning at 10:30 a.m. The teleconferences will begin on Jan. 5, 2015, and conclude on March 2, 2015. Each coach will have 10 minutes to answer questions.

Wake Forest's Danny Manning will be featured on the teleconference at 10:30 a.m. for each call.

The complete weekly order of coaches will vary depending on Monday night games.

There will be an instant replay of the teleconference on the ACC's website, theACC.com, each Monday afternoon. Contact the ACC Media Relations Office (336-851-6062) or Scott Wortman in the Wake Forest Athletic Communications Office to obtain the phone number and coaches order.

THE DANNY MANNING SHOW

Every Thursday (team schedule permitting) from 7-8 p.m., Wake Forest head coach Danny Manning and the Voice of the Deacons, Stan Cotten, host The Danny Manning Show. Six of the shows will air live on location at Fratellis Steakhouse in Winston-Salem. The remaining shows will originate from the IMG College Studios in Winston-Salem. The show airs locally on 98.1 WBRF-FM and on the Internet at WakeForestSports.com.

MANNING SHOW RADIO NETWORK AFFILIATES

Galax, VA; Triad	WBRF-FM	98.1
Rocky Mount	WRMT-AM	1490
Statesville	WSIC-AM	1400
Statesville	WSIC-FM	100.7
Winston-Salem	WEGO-AM	980

FOLLOW THE DEACONS

Name	Account
Official Athletics	@DemonDeacons
Official Basketball	@TieDyeNation
Manning	@CoachDManning
Woodberry	@Steve Woodberry
Childress	@r22childress
Ballard	@CoachBBallard
Bauman	@JustinBauman
Horn	@ryanhorn45
Radio Network	@StanCottenWF
Official Hashtag	#GoDeacs
Instagram	wakebasketball

MEDIA CREDENTIALS >>

Media credentials for Wake Forest home games should be requested by contacting Scott Wortman in the Wake Forest Athletic Communications Office. Please make your requests in writing or via email, at least 48 hours prior to tip-off.

Priority is given to daily newspapers, radio/TV sports directors and other media who cover Wake Forest and its opponents on a regular basis, in addition to national print and electronic media. Spouses, non-workers and anyone 16 years-of-age or younger are not permitted in any working media area.

Credentials will not be mailed if credential request is received one week or less prior to the game. Credentials can be shipped overnight if a FedEx shipping number is provided.

WILL CALL/MEDIA ENTRANCE >>

The media entrance to Joel Coliseum is located at the rear of the facility in close proximity to the media parking area. Media members can enter here and follow the hallway to the media workroom. This also serves as the primary exit for media staying to file stories.

The main media parking lot is located off of Deacon Boulevard in the Deacon Tower Lot. Only media with valid parking passes will be allowed to park in this area.

There is a "will call" desk for media credentials located at the media entrance.

MEDIA SEATING >>

Media will be assigned seats at the press row tables along the visitors' baseline or in the five rows of seating in Section 113. Please check the media seating assignments posted in the media workroom.

MEDIA SERVICES >>

Pre-game statistics, game notes and roster cards are provided prior to tip-off. Final stats, play-by-play, postgame quotes will be available in the media workroom.

Statistical monitors will be provided for live TV and the home and visiting team radio crews.

Live stats can also be accessed by the media via the Internet. See a member of the Wake Forest Athletic Communications staff for the web address.

Wireless internet access is available in the media workroom and on press row. For user name and password information, check the posted signs in the workroom or ask a member of the Wake Forest Athletic Communications staff.

POSTGAME INTERVIEWS >>

Head Coaches: Both head coaches will appear in the postgame interview room following brief cool-down periods. In most cases, the visiting head coach will appear first, followed by Wake Forest head coach Danny Manning.

Wake Forest Players: Requested players will be available in the postgame interview room following both head coaches' press conferences. The Wake Forest locker room is closed to the media.

Opponent Players: Please see the visiting SID. If that team's locker room is closed to the media, interviews are usually held outside in the hallway near the entrance to the visitors' locker room.

WAKE FOREST ATHLETIC COMMUNICATIONS

Director (Basketball Contact).....	Scott Wortman
Email	wortmasm@wfu.edu
Office	(336) 758-6099
Cell	(419) 203-4229
Assistant Director (Secondary Contact)	Nick Sebesta
Email	sebestnd@wfu.edu
Office	(336) 758-5842
Cell	(720) 341-8484
Administrative Coordinator (Credentials).....	Emily Richey
Email	richeyem@wfu.edu
Associate AD/Athletic Communications.....	Steve Shutt
Assistant Director.....	Erika Carrubba
Assistant Director.....	Jay Garneau
Athletic Communications Assistant.....	Josh Gresh
Press Row Phone	(336) 758-2350
Mailing/Shipping Address.....	519 Deacon Blvd
.....	Winston-Salem, NC 27105
Phone	(336) 758-5640
Fax	(336) 758-5140
Website	WakeForestSports.com

PHOTOGRAPHERS >>

Photographers are restricted to either baseline area and are not permitted along courtside during game activity. Photographers will be assigned areas on the baseline.

COVERING PRACTICE >>

Media members who want to cover practice sessions in the Miller Center and/or in the LJV Coliseum are asked to contact Scott Wortman at least 48 hours in advance. Practices are closed to the general public, except for invited guests.

MID-WEEK INTERVIEWS >>

All interviews with head coach Danny Manning and/or Demon Deacon players should be arranged through Scott Wortman in the Athletic Communications Office. Interview requests should be made at least 24 hours in advance.

Interviews will be arranged to accommodate players' academic and basketball schedules. Players will not do interviews on gameday, except for postgame interviews.

WAKEFORESTSPOrts.COM >>

Updated statistics, game notes and complete student-athlete and coaching staff biographies for Wake Forest basketball, as well as all other Demon Deacon varsity sports, are available on the Wake Forest Athletics homepage.

Fans can also access live radio broadcasts, live up-to-the-second statistics, on-demand video and ticket information.

SOCIAL MEDIA >>

For instant updates on Wake Forest basketball, follow the program's official Twitter account @TieDyeNation. For complete coverage of the Deacons, follow @DemonDeacons on Twitter, "Like" Wake Forest Sports on Facebook or subscribe to the Wake Forest Athletics channel on YouTube.

<< WAKE FOREST'S TENTATIVE WEEKLY SCHEDULE >>

11 - WEDNESDAY	12 - THURSDAY	13 - FRIDAY	14 - SATURDAY	15 - SUNDAY	16 - MONDAY	17 - TUESDAY
Game	Practice	Practice	Game	Practice	Practice	Game
vs. Miami	Miller Center	Miller Center	at Virginia	Miller Center	Miller Center	at Notre Dame
7:00 p.m.	4:00 p.m.	6:30 a.m.	2:30 p.m.	2:00 p.m.	6:30 a.m.	7:00 p.m.

LAST TIME OUT >>

Cornelius Hudson scored a career-high 19 points, but Wake Forest struggled from the field in a 73-59 loss to Georgia Tech inside the McCamish Pavilion on Saturday afternoon.

Hudson led a strong effort from the free-throw line, sinking 8-of-10 as Wake Forest finished 14-of-17 (82.4 percent) at the charity stripe.

That success did not carry over to the flow of play, as Georgia Tech limited Wake Forest to 19-of-64 (29.7 percent) from the floor.

Konstantinos Mitoglou was the lone Deacon to shoot better than 50 percent, finishing 5-of-9 for 15 points, while also pulling down a team-high six rebounds.

Andre Washington had a strong second half, totaling six points, two rebounds and a season-high four blocks in 12 minutes of action.

Daniel Green made his return to the court after missing the past 89 games with multiple knee injuries. Green finished with a rebound and a free throw late in the game.

The tone of the game was set early on, with Georgia Tech taking an 11-0 lead to open the game as Wake Forest missed its first seven shots.

Later in the half, a Devin Thomas layup and four straight Hudson free throws cut Georgia Tech's lead to 19-15 with 7:13 left in the half. The Yellow Jackets scored the final five points of the first half to take a 34-22 advantage into the break.

The second half started in a similar manner to the first half. After Thomas scored the first bucket, Georgia Tech's Marcus Georges-Hunt scored eight points during a 13-0 Yellow Jacket run, pushing the margin to 47-24.

GREEN MAKES HIS LONG-AWAITED RETURN >>

In one of the most long-awaited subplots in Wake Forest basketball history, senior forward Daniel Green finally made his official return to the court on Saturday at Georgia Tech.

Green had been sidelined for the past 89 games with a right knee injury he originally suffered in October 2012. He sat out all of the 2012-13 season but then re-injured the knee in July 2013 and missed the entire 2013-14 season.

Green had been playing on the scout team in practice for much of this year before seeing game action late in the loss at Georgia Tech. He pulled down an offensive rebound and went 1-for-2 at the free throw line against the Yellow Jackets.

Green originally suffered the ACL tear during a 2012 exhibition game against Brock University in St. Catharines, Ontario.

As a freshman in 2011-12, Green played in 27 games off the bench averaging 1.4 points and 1.7 rebounds in 7.4 minutes per game.

NOT TOO CRABBY >>

Cornelius Hudson has provided a spark offensively off the bench recently. Hudson, who is nicknamed "Crab", has scored in double figures in three of the past four games, averaging 13.3 points during the stretch.

Hudson scored a then season-high 18 points at Florida State, going 5-for-11 from 3-point range and pulling down a season-best nine rebounds.

After being limited to just four points against Virginia Tech, Hudson bounced back with 12 points against NC State, going 3-for-5 from long range.

Hudson carried the Deacons at Georgia Tech, scoring a season-high 19 points and going 8-for-10 at the free throw line.

On the season, Hudson is the team's fourth-leading scorer with 7.9 points per game. He is 35-for-109 from 3-point range for 32 percent.

THE GREEK DEAC >>

Freshman Konstantinos Mitoglou is averaging 13.0 points over the past three games, scoring in double figures in two of the three contests.

Mitoglou scored 15 points vs. Virginia Tech, nine vs. NC State and 15 at Georgia Tech. He hit three 3-pointers in each of the games, going 9-for-17 for 53 percent from long range.

Mitoglou enjoyed a breakout game in the overtime loss at Syracuse on Jan. 13. He scored a career-high 26 points on 10-of-13 shooting, including 4-for-7 from 3-point range. Mitoglou's 26 points are the most for an ACC player coming off the bench this season.

Mitoglou made his first nine field goal attempts against the Orange and scored nine straight for the Deacons to help keep Wake Forest in the game early on.

Mitoglou returned to the starting lineup vs. Virginia Tech after coming off the bench the previous 18 games.

On the season, Mitoglou is the team's third-leading scorer with 9.1 ppg. He is 31-for-88 from 3-point range for 35 percent.

MILLER-McINTYRE & THOMAS APPROACHING 1,000 >>

Codi Miller-McIntyre and Devin Thomas are fast approaching the 1,000-career point milestone. Miller-McIntyre is just six points shy of becoming the 50th all-time Deacon to accomplish the feat.

Devin Thomas is only 46 points shy of 1,000 as well. Thomas averages 10.8 points for his career, while Miller-McIntyre averages 11.6.

Thomas also recently eclipsed the 700-rebound plateau. He would be the 16th all-time Deacon with 1,000 career points and 700 career rebounds.

Miller-McIntyre has 306 career assists. Next year, he could become just the sixth all-time Deacon with 1,000 points and 400 assists in a career.

JONES LEADS ACC IN ASSIST-TO-TURNOVER RATIO >>

Junior guard Madison Jones leads the ACC during conference play with an assist-to-turnover ratio of 3.91. Jones has 43 assists and just 11 turnovers during league play.

In the Feb. 3 win over NC State, Jones had eight assists and no turnovers in 21 minutes.

Jones has three ACC games this year in which he finished with at least six assists and no turnovers: vs. Louisville, at FSU and vs. NC State.

CLOSE ENCOUNTERS IN ACC PLAY >>

Jan. 4 vs. Louisville - Battled from 11 down at halftime to lead with under five minutes left before losing 85-76.

Jan. 7 vs. Duke - Rallied from nine down to lead by two with 5:47 to play before falling 73-65.

Jan. 13 at Syracuse - Led by as many as nine in the second half before the Orange rallied late. Cornelius Hudson hit a 3-pointer to force overtime but Syracuse prevailed 86-83.

Jan. 24 at Clemson - Led for over 37 minutes in the game before the Tigers took their first lead with under a minute to play. Clemson had a putback at the buzzer for the 59-57 win.

Jan. 28 at Florida State - Led by 15 in the first half and six at halftime before falling 82-76 in double overtime.

Jan. 31 vs. Virginia Tech - Devin Thomas hit the go-ahead layup with 1:00 remaining and Mitchell Wilbekin and Madison Jones combined for four free throws to hold off the Hokies.

Feb. 3 vs. NC State - Built a 24-point lead but then had to hold off a furious Wolfpack rally. Cornelius Hudson hit a free throw for a four-point lead late and then Codi Miller-McIntyre sealed the win with a steal.



CAREER GAMES PLAYED/STARTED

	GP	GS
Daniel Green	28	0
Cornelius Hudson	23	7
Madison Jones	88	33
Darius Leonard	107*	68*
Greg McClinton	23	14
Codi Miller-McIntyre	86	84
Konstantinos Mitoglou	24	6
Aaron Rountree III	79	3
Devin Thomas	88	87
Andre Washington	64	1
Rondale Watson	9	0
Mitchell Wilbekin	21	18

*83/50 games played between Kent State and Campbell.

GAMES STARTED STREAKS

	Current	Career Long
Cornelius Hudson	0	7
Madison Jones	0	11
Darius Leonard	0	28*
Greg McClinton	0	11
Codi Miller-McIntyre	33	33
Konstantinos Mitoglou	3	3
Aaron Rountree III	1	2
Devin Thomas	47	47
Andre Washington	0	1
Mitchell Wilbekin	11	11

*During 2013-14 season at Campbell.

DEACONS IN PRO BASKETBALL

DEACONS IN THE NBA & NBDL

Player	Professional Team
Al-Farouq Aminu	Dallas Mavericks
Tim Duncan	San Antonio Spurs
James Johnson	Toronto Raptors
Chris Paul	Los Angeles Clippers
Ishmael Smith	Oklahoma City Thunder
Jeff Teague	Atlanta Hawks
Travis McKie	Canton Charge
L.D. Williams	Grand Rapids Drive

DEACONS IN OTHER PRO LEAGUES

Player	Professional Team
Chris Ellis	Ind. Warriors (Indonesia)
Justin Gray	Apollon (Cyprus)
C.J. Harris	Ratiopharm (Germany)
Jamaal Levy	Defensor (Uruguay)
Chas McFarland	Olympia (Uruguay)
Nikita Mescheriakov	T-M (Belarus)
Darius Songaila	Zalgiris (Lithuania)
Kyle Visser	Braunschweig (Germany)
Ty Walker	Akita NH (Japan)
David Weaver	MKS DG (Poland)
Coron Williams	Treviso (Italy)
Eric Williams	AV Cantu (Italy)



**DEMON DEACON
BASKETBALL HISTORY
ALL-AMERICANS**

Dickie Hemric	1954, 1955
Jackie Murdock	1957
Len Chappell	1961, 1962
Charlie Davis	1971
Skip Brown	1977
Rod Griffin	1977, 1978
Frank Johnson	1981
Rodney Rogers	1993
Randolph Childress	1995
Tim Duncan	1995, 1996, 1997
Josh Howard	2003
Chris Paul	2005
Jeff Teague	2009
Al-Farouq Aminu	2010

ACC PLAYERS OF THE YEAR

Dickie Hemric	1954
Dickie Hemric	1955
Len Chappell	1961
Len Chappell	1962
Charlie Davis	1971
Rod Griffin	1977
Rodney Rogers	1993
Tim Duncan	1996
Tim Duncan	1997
Josh Howard	2003

ACC ROOKIES OF THE YEAR

Rodney Rogers	1991
Robert O'Kelley	1998
Chris Paul	2004

RETIRED JERSEYS

3	Chris Paul	2004-05
5	Josh Howard	2000-03
12	Charlie Davis	1969-71
14	Tyrone "Muggsy" Bogues	1984-87
15	Skip Brown	1974-77
21	Tim Duncan	1994-97
22	Randolph Childress	1991-95
24	Dickie Hemric	1952-55
32	Rod Griffin	1975-78
50	Len Chappell	1960-62
54	Rodney Rogers	1991-93

OLYMPIC MEDALISTS

Chris Paul, USA	Gold	2012
Chris Paul, USA	Gold	2008
Tim Duncan, USA	Bronze	2004
Darius Songaila, LTU	Bronze	2000

TOP NBA DRAFT PICKS

Tim Duncan	1st	San Antonio	1997
Chris Paul	4th	New Orleans	2005
Len Chappell	5th	Syracuse	1962
Al-Farouq Aminu	8th	LA Clippers	2010
Rodney Rogers	9th	Denver	1993
Dave Budd	10th	New York	1960

THREE FORMER DEACONS NAMED NBA ALL-STARS >>

- Former Deacons Tim Duncan, Chris Paul and Jeff Teague were selected to play in the 2015 NBA All-Star Game, scheduled for Sunday in New York City.
- With three alums named as All-Stars, Wake Forest will be the most-represented college at the 2015 event along with Kentucky who had a third player added as a replacement.
- Wake Forest has three of the five former ACC players slated to participate in this year's All-Star Game (Duke's Kyrie Irving and Georgia Tech's Chris Bosh).
- Duncan will be making his 15th all-time appearance, Paul his eighth and Teague his first.
- A five-time NBA champion, Duncan is just the fifth player in NBA history to be named an All-Star 15 or more times.

DEVIN THOMAS IS DOUBLE-DOUBLE MACHINE >>

- Devin is just short of being the only ACC player averaging a double-double on the season. Thomas averages 12.7 points and 9.8 rebounds per game.
- Only five players in the Power 5 conference are averaging a double-double on the year.
- Thomas leads all ACC players with 11 double-doubles on the year. He has 20 for his career, which ranks 15th all-time at Wake Forest.
- The Harrisburg, Pa. native has double-doubles in six of his last eight games.

POWER 5 PLAYERS AVERAGING A DOUBLE-DOUBLE

Player	Yr.	Ht.	School	PPG	RPG
Cinmeon Bowers	Jr.	6-7	Auburn	13.5	11.1
Rico Gathers	Jr.	6-8	Baylor	11.2	12.6
Josh Hawkinson	So.	6-10	Washington St.	15.1	10.8
Kevon Looney	Fr.	6-9	UCLA	12.3	10.0
Jordan Mickey	So.	6-8	LSU	17.0	11.0
Devin Thomas	Jr.	6-9	Wake Forest	12.7	9.8
Branden Dawson	Sr.	6-6	Michigan State	12.0	9.9

DEVIN THOMAS IS ONE OF ACC'S BEST BIG MEN >>

- Devin Thomas continues to show why he's one of the most underrated big men around. Thomas just short of being the only ACC player averaging a double-double with 12.7 points and 9.8 rebounds per game.
- Thomas ranks second in the ACC and 22nd nationally with 9.8 rebounds per game.
- In conference play, Thomas ranks third in the ACC in rebounding (9.5 rpg), sixth in field goal percentage (52.2) and 11th in scoring (15.0 rpg).
- Nationally, Thomas ranks 22nd in rebounding, 19th in double-doubles and 40th in free throw attempts.
- Thomas averaged 27.5 points and 8.0 rebounds while going 23-for-34 (67.6 percent) from the field in back-to-back games against Louisville and Duke.
- Thomas has an ACC-leading 11 double-doubles on the season and 20 for his career. He has posted double-doubles in six of his last eight games.
- Thomas has 717 career rebounds to rank 15th all-time in school history. He needs 11 more to reach Rafael Vidaurreta for 14th place.
- Thomas ranks second among active ACC players in career rebounds but most among juniors. The next nearest junior, Louisville's Montrezl Harrell, is 62 rebounds shy of Thomas.
- At his current pace, Thomas has a chance at reaching 800 career rebounds this season. He would be just the sixth player in school history to accomplish the feat in three seasons.
- Thomas' 28 career double-figure rebounding games lead all active ACC players.

CODI DOING IT ALL >>

- Junior guard Codi Miller-McIntyre is known for his scoring with the strength and quickness to get to the rim at will. However, Miller-McIntyre has also turned into a triple-double threat this season.
- Miller-McIntyre is averaging 4.9 rebounds per game, a remarkable number for a 6-3 guard, to go with 14.5 points and 3.9 assists per game.
- The Concord, N.C. native flirted with triple-doubles against Princeton and Duke. He finished with nine points, nine rebounds and a career-high 11 assists against Princeton. He had 13 points, nine rebounds and eight assists against Duke.
- Miller-McIntyre has shouldered much of the offensive load this year for the Deacons. The junior guard has scored in double figures in 16 of the past 20 games, which includes six 20-point performances.
- Miller-McIntyre's 17 career 20-point games ranks third among active ACC players.

WILBEKIN CATCHING FIRE >>

- Freshman Mitchell Wilbekin has quietly put together one of the best freshman seasons in the ACC this year. He is the team's fifth-leading scorer with 7.9 ppg and the best 3-point shooter at 38 percent (37-of-98).
- Wilbekin also leads the team and ranks just outside the top 10 in the ACC with 1.2 steals per game.
- Wilbekin has just 19 turnovers in 588 minutes on the season, an average of one turnover per 31 minutes. He has just four multi-turnover games, two of which came in the first two games of the year.

DEACONS GETTING TO THE LINE >>

- Wake Forest has been one of the top teams in the country at getting to the free throw line. The Deacons rank fourth nationally in total free throw attempts (620) and 22nd in free throw rate (45.2), which measures how often a team gets to the line.
- The Deacons are averaging 26 attempts per game, which is five more per game than their opponents.
- Wake Forest has led the ACC in free throw rate in each of the previous two seasons.
- Devin Thomas leads all ACC players with 6.3 free throw attempts per game.

DEACONS ONE OF ACC'S BEST REBOUNDING TEAMS >>

- Wake Forest ranks second in the ACC and 14th nationally in rebounding (39.5 rpg).
- The Deacons also rank 29th nationally and fifth in the ACC in rebounding margin (+5.6).
- Wake Forest ranks second in the ACC and 13th nationally in defensive rebounding percentage (.745).
- The Deacons have won the rebounding battle in 16 of 24 games this season, going 10-6 in those games. Wake Forest is 1-6 on the year when getting outrebounded, getting its only win against NC State on Feb. 3.

RUN AND GUN DEACONS >>

- Wake Forest prefers to play at a fast pace and push the ball in transition. The Deacons are averaging over 14 fastbreak points per game, which is nearly seven more than their opponents are averaging.
- The Deacons are averaging 70.6 possessions per game to lead the ACC and rank 27th nationally.
- Wake Forest dominated the transition game against Duke, 20-6, and against NC State, 15-3.

<< WAKE FOREST-MIAMI SERIES HISTORY >>

WAKE FOREST-MIAMI SERIES HISTORY >>

- Wake Forest leads the all-time series with Miami 9-7. The Hurricanes have won three of the past four meetings, including a 69-56 win in Coral Gables last season.
- The Deacons won the teams' only meeting in 2013-14, upsetting No. 2-ranked Miami 80-65 in Winston-Salem to hand the eventual ACC champion Hurricanes their first conference loss of the year.
- Wake Forest is 7-1 all-time at home against Miami, including 6-1 at the LJV Coliseum. The Hurricanes lone win at the venue came in 2010-11 when they escaped with a narrow 74-73 victory.
- The Deacons are 2-5 at the BankUnited Center in Coral Gables.
- Wake Forest is 7-7 against Miami since the Hurricanes joined the ACC in 2004-05. The Deacons went 2-0 vs. the Canes in non-conference action with games in 1940 season and 1991.
- Wake Forest and Miami are meeting just once during the regular season for the fifth straight year.
- Miami won the teams' only postseason meeting, upsetting Wake Forest in the opening round of the 2010 ACC Tournament in Greensboro.
- The series started during the 1939-40 season when the Deacons defeated the Hurricanes, 46-17, in Wake Forest, N.C.
- In their final non-conference meeting, Wake Forest edged Miami 72-66 at the LJV Coliseum in 1991.

WAKE FOREST AT MIAMI - MAR. 8, 2014 >>

Miami used a 12-0 run early in the second half to defeat Wake Forest 69-56 on Saturday, March 8, 2014 at the BankUnited Center in both teams' regular season finale.

The Demon Deacons had started the game strong with hot 3-point shooting, jumping out to a 14-9 advantage, but the Hurricanes took the lead with a 14-0 run midway through the opening period and never trailed again.

Wake Forest scored the first bucket of the second half, but Miami followed with a 12-0 run and the Demon Deacons would not get within single digits the rest of the way.

Coron Williams led the Deacons with 17 points helped by a 5-of-8 mark from beyond the arc. Williams also tied for the team lead with four rebounds.

Codi Miller-McIntyre dished out six assists, hitting the six-assist mark for the third time in the last four games.

The Hurricanes turned a 38-19 advantage on the boards into 16 second chance points and shot 52 percent in the game.

MIAMI AT WAKE FOREST - FEB. 23, 2013 >>

C.J. Harris scored 23 points to lead Wake Forest to an 80-65 upset of No. 2-ranked Miami on Feb. 23, 2013, at the LJV Coliseum. The Deacons handed the Hurricanes their first ACC loss of the season, snapping Miami's 14-game winning streak.

Harris went 5-for-5 from 3-point range in the first half, as Wake Forest built a 19-point lead in the period.

Miami fought back to within five in the second half, but the Deacons used a 12-0 run midway through the period to reclaim control. Harris sparked the run with a fastbreak dunk, and Madison Jones scored five points to lead the stretch.

Harris, who was named ACC Player of the Week the following Monday, scored 15 of his 23 points in the first half and finished 7-for-13 from the field.

Jones provided a big spark off the bench, turning in eight points on 3-of-3 shooting with five rebounds, four steals and three assists in 19 minutes.

Codi Miller-McIntyre went 6-for-8 from the floor and finished with 15 points, three assists and a steal. Devin Thomas added 10 points, eight rebounds and three blocks, while Travis McKie pulled down a game-high 10 rebounds to go with eight points, five blocks and two assists.

Wake Forest shot 54.2 percent (26-of-48) for the game, including 10-of-20 from 3-point range. The Deacons held the Canes to 39.1 percent (25-of-64) shooting and 8-of-21 from beyond the arc.

Harris went 5-of-5 from 3-point range, becoming the first player to have a perfect 3-point shooting game with five or more attempts in ACC competition since Terrell Bell of Virginia Tech went 5-for-5 vs. Maryland on Feb. 15, 2011.

The 80-65 win over No. 2 Miami was Wake Forest's most lopsided win over a team ranked No. 1 or 2. The previous largest margin was an 86-73 verdict over No. 2 Duke at home on Feb. 17, 2008.

WAKE FOREST VS. THE STATE OF FLORIDA >>

- Wake Forest is 50-40 all-time against Division I schools based in the state of Florida.
- The Deacons are a combined 33-30 against ACC foes Florida State and Miami.
- Wake Forest is 17-10 against non-conference schools from the state, which includes a 63-50 loss to Florida at the Orange Bowl Basketball Classic in December.
- Wake Forest is 1-0 vs. Bethune-Cookman, 5-7 vs. the University of Florida, 24-23 vs. FSU, 6-0 vs. Jacksonville, 9-7 vs. Miami, 2-2 vs. South Florida and 3-1 vs. Stetson.



WAKE FOREST-MIAMI SERIES HISTORY

Overall: Wake Forest leads 9-7

Series Started: 1939-40 season

At Wake Forest: 7-1

At LJV Coliseum: 6-1

At Miami: 2-5

At BankUnited Center: 2-5

At ACC Tournament: 0-1

ALL-TIME SERIES RESULTS

Date	Site	W/L	Score
3.8.14	A	L	56-69
2.23.13	H	W	80-65
2.18.12	A	L	56-74
2.9.11	H	L	73-74
3.11.10	ACCT	L	62-83
2.2.10	H	W	62-53
1.9.10	A	L	66-67
2.4.09	A	L	52-79
1.29.08	H	W	70-68
2.17.07	H	W	74-69
1.6.07	A	W	59-58
1.31.06	A	L	69-78
2.15.05	A	W	68-63
1.29.05	H	W	94-82
1.28.91	H	W	72-66
2.5.40	H	W	46-17

WAKE FOREST VS. THE ACC

Opponent	GP	W	L
Boston College	17	6	11
Clemson	157	99	58
Duke	242	78	164
Florida State	47	24	23
Georgia Tech	78	38	40
Louisville	3	1	2
Miami	16	9	7
North Carolina	223	66	157
NC State	241	102	139
Notre Dame	3	3	0
Pittsburgh	2	0	2
Syracuse	3	0	3
Virginia	131	70	61
Virginia Tech	59	30	29
Total	1,222	526	696

INDIVIDUAL CAREER STATS VS. MIAMI

Player	G	GS	MP	MPG	FG	FGA	PCT	3PT	3PA	PCT	FT	FTA	PCT	O-D-REB	AVG	PF-DQ	AS	TO	BS	ST	PTS	AVG
Green	1	0	5	5.0	0	0	.000	0	0	.000	2	2	1.000	1-1-2	2.0	0-0	0	1	0	1	2	2.0
Jones	2	0	29	14.5	3	4	.750	0	0	.000	2	3	.667	0-6-6	3.0	5-1	3	5	0	4	8	4.0
M.-McIntyre	2	2	57	28.5	7	13	.538	0	2	.000	3	6	.500	0-3-3	1.5	5-0	9	4	0	2	17	8.5
Rountree	2	0	16	8.0	3	4	.750	0	0	.000	0	0	.000	0-0-0	0.0	0-0	0	2	2	0	6	3.0
Thomas	2	2	57	28.5	3	13	.231	0	0	.000	9	14	.643	4-7-11	5.5	4-0	1	0	3	2	15	7.5
Washington	1	0	3	3.0	0	0	.000	0	0	.000	0	0	.000	0-1-1	1.0	0-0	0	0	1	0	0	0.0



WAKE FOREST AMONG ACC TEAM LEADERS

(As of Feb. 10)

CATEGORY	STAT	RANK
Scoring Offense	71.1	6th
ACC Games Only	71.7	5th
Scoring Defense	70.8	15th
ACC Games Only	76.9	15th
Scoring Margin	+0.4	13th
ACC Games Only	-5.2	13th
Field Goal Pct.	.423	13th
ACC Games Only	.423	9th
3-Point Pct.	.327	9th
ACC Games Only	.309	14th
3-Point FGs Made	6.1/gm	7th
ACC Games Only	6.5/gm	7th
Free Throw Pct.	.647	14th
ACC Games Only	.628	15th
FG Pct Defense	.441	14th
ACC Games Only	.460	14th
3-Point Pct Defense	.320	9th
ACC Games Only	.367	12th
Rebounding Offense	39.5	2nd
ACC Games Only	37.2	t-3rd
Rebounding Defense	34.0	9th
ACC Games Only	37.6	13th
Rebounding Margin	+5.6	5th
ACC Games Only	-0.5	10th
Offensive Rebounds	12.7	5th
ACC Games Only	11.6	7th
Defensive Rebounds	26.9	2nd
ACC Games Only	25.6	2nd
Defensive Reb. Pct.	.745	2nd
ACC Games Only	.705	5th
Offensive Reb. Pct.	.339	10th
ACC Games Only	.300	11th
Blocked Shots	4.4	8th
ACC Games Only	4.4	5th
Assists	14.0	6th
ACC Games Only	14.2	5th
Steals	6.9	4th
ACC Games Only	5.5	8th
Turnover Margin	-1.0	13th
ACC Games Only	-1.0	t-11th
Assist/Turnover Ratio	1.0	9th
ACC Games Only	1.2	8th

UPCOMING ACC SCHEDULE

Wednesday, February 11	
Syracuse at Boston College.....	7:00
Miami at Wake Forest.....	7:00
Pittsburgh at Louisville.....	8:00
Virginia at NC State.....	8:00
Saturday, February 14	
North Carolina at Pittsburgh.....	Noon
Virginia Tech at Clemson.....	Noon
Wake Forest at Virginia.....	2:30
Florida State at Georgia Tech.....	2:30
NC State at Louisville.....	4:00
Duke at Syracuse.....	6:00
Sunday, February 15	
Miami at Boston College.....	6:30
Monday, February 16	
Pittsburgh at Virginia.....	7:00
Clemson at Georgia Tech.....	7:00
Tuesday, February 17	
Wake Forest at Notre Dame.....	7:00

	2014-15 ACC STANDINGS											
	CONFERENCE			OVERALL			VS. RANKED					
	W-L	GB	PCT	W-L	PCT	STRK	AP	USAT	HOME	ROAD	OFF	DEF
#2 Virginia	9-1	--	.900	21-1	.955	W2	4-1	4-1	11-1	8-0	67.6	50.7
#10 Notre Dame	9-3	1	.750	21-4	.840	L1	3-2	3-2	15-1	4-2	80.0	65.2
#4 Duke	8-3	1.5	.727	21-3	.875	W4	5-1	5-1	11-1	6-2	80.3	64.6
#12 North Carolina	8-3	1.5	.727	18-6	.750	W1	4-4	4-4	9-3	5-2	78.8	67.4
#9 Louisville	7-3	2	.700	19-4	.826	L1	2-4	2-4	12-2	5-2	72.0	58.5
Syracuse	6-4	3	.600	15-8	.652	L1	0-3	1-3	12-2	2-5	69.6	62.7
Clemson	6-5	3.5	.545	14-9	.609	L1	0-3	0-3	9-4	3-4	62.3	60.3
Pittsburgh	5-5	4	.500	16-8	.667	W3	1-2	1-2	12-2	1-5	68.5	65.0
Miami	5-5	4	.500	15-8	.652	W1	3-3	3-3	8-5	4-2	67.5	62.0
NC State	5-6	4.5	.455	14-10	.583	L1	0-3	0-3	12-5	2-4	72.5	66.7
Florida State	5-7	5	.417	13-12	.520	L1	0-3	0-2	10-5	2-5	68.6	68.0
Wake Forest	3-8	6.5	.273	11-13	.458	L1	0-2	0-2	9-6	2-6	71.1	70.8
Virginia Tech	2-9	7.5	.182	10-14	.417	W1	0-3	0-3	9-6	0-7	66.8	67.6
Georgia Tech	2-10	8	.167	11-13	.458	L1	1-4	1-4	7-5	2-7	64.9	64.0
Boston College	1-9	8	.100	9-13	.409	L4	0-5	0-5	7-5	1-5	64.3	65.5



DEMON DEACONS AMONG ACC INDIVIDUAL LEADERS

(As of Feb. 10)

DEVIN THOMAS		
Rebounding	9.8	2nd
ACC Games Only	9.5	t-3rd
Defensive Rebounds	6.8	3rd
ACC Games Only	6.1	5th
Offensive Rebounds	2.9	7th
ACC Games Only	3.4	5th
Field Goal Percentage	.498 (108-217)	NR
ACC Games Only	.522 (60-115)	6th
Scoring	12.7	NR
ACC Games Only	15.0	t-11th
Blocked Shots	1.0	NR
ACC Games Only	1.1	NR
CODI MILLER-McINTYRE		
Scoring	14.5	11th
ACC Games Only	16.9	5th
Field Goal Percentage	.441 (126-286)	NR
ACC Games Only	.481 (65-135)	7th
Assists	3.9	NR
ACC Games Only	4.0	NR
Rebounding	4.9	NR
ACC Games Only	5.0	NR
MITCHELL WILBEKIN		
Steals	1.2	NR
ACC Games Only	1.1	NR
MADISON JONES		
Assist/Turnover Ratio	1.70	NR
ACC Games Only	3.91	1st

WAKE FOREST QUICK FACTS

GENERAL INFORMATION

Name of School	Wake Forest University
City (Zip)	Winston-Salem, NC (27109)
Founded	1834 in Wake Forest, N.C.
Enrollment	4,867 (undergraduate)
Nickname	Demon Deacons
School Colors	Old Gold & Black
Fight Song	"O Here's To Wake Forest"
Arena	Lawrence Joel Veterans Memorial Coliseum
Capacity / Opened	14,665 / 1989-90
Conference	Atlantic Coast Conference
President	Dr. Nathan O. Hatch
Faculty Athletic Representative	Dr. Richard Carmichael
Athletics Director	Ron Wellman
Athletic Department Phone	(336) 758-5616
Ticket Office Phone	(888) 758-DEAC
Press Row Phone	(336) 758-2350

WAKE FOREST IMG RADIO NETWORK

Network	Wake Forest IMG Radio Network
Flagship Station	WBRF-FM 98.1 (Galax, VA; Triad)
Play-By-Play Announcer	Stan Cotten
Cotten's Office Phone	(336) 758-4515
Cotten's Email	Stan.Cotten@img.com
Color Analyst	Mark Freidinger
Freidinger's Email	mfreidinger@triad.rr.com
Studio Host	Phil Brame
General Manager	Jeff Salisbury

RADIO NETWORK AFFILIATES

Galax, VA; Triad	WBRF-FM	98.1
Charlotte	WCRU-AM	960
Charlotte	WCRU-FM	105.7
Durham	WDRU-FM	105.5
Greensboro	WKEW-AM	1400
Greensboro	WKEW-FM	96.3
Lexington	WLXN-AM	1440
Marion	WBRM-AM	1250
Raleigh	WDRU-AM	1030
Raleigh	WDRU-FM	105.5
Statesville	WSIC-AM	1400
Statesville	WSIC-FM	100.7
Winston-Salem	WEGO-AM	980
Winston-Salem	WPOL-AM	1340
Winston-Salem	WPOL-FM	103.5

<< WAKE FOREST'S RECORD WHEN... >>

CORNELIUS HUDSON

	2014-15	CAREER
Starts the game	3-4	3-4
Leads team in scoring	1-1	1-1
Scores in double figures	5-3	5-3
Has 3+ steals	0-2	0-2
Makes 3+ three-point FGs	1-3	1-3
Plays 30+ minutes	0-2	0-2

MADISON JONES

	2014-15	CAREER
Starts the game	4-2	16-17
Leads team in scoring	0-0	0-1
Leads team in assists	2-7	11-19
Scores in double figures	1-2	2-6
Has 5+ assists	1-3	5-6
Has 3+ steals	0-0	5-3
Plays 30+ minutes	3-0	3-7

DARIUS LEONARD

	2014-15	CAREER
Starts the game	7-11	7-11
Scores in double figures	4-2	4-2
Makes 3+ three-point FGs	1-1	1-1

GREG McCLINTON

	2014-15	CAREER
Starts the game	7-7	7-7
Leads team in rebounding	2-0	2-0
Scores in double figures	2-0	2-0

CODI MILLER-McINTYRE

	2014-15	CAREER
Starts the game	11-13	40-44
Leads team in scoring	5-6	10-11
Leads team in rebounding	2-1	3-2
Leads team in assists	8-6	29-26
Scores in double figures	7-11	26-22
Scores 20+ points	1-5	9-7
Has double-digit assists	1-0	2-0
Records a double-double	0-0	1-0
Has 5+ assists	5-3	13-8
Has 3+ steals	1-0	1-0
Makes 3+ three-point FGs	0-0	0-1
Plays 30+ minutes	8-10	27-26

KONSTANTINOS MITOGLOU

	2014-15	CAREER
Starts the game	4-2	4-2
Leads team in scoring	1-1	1-1
Leads team in rebounding	0-1	0-1
Scores in double figures	4-3	4-3
Scores 20+ points	0-1	0-1
Has double-digit rebounds	0-1	0-1
Records a double-double	0-1	0-1
Has 3+ blocks	1-0	1-0
Makes 3+ three-point FGs	4-2	4-2
Plays 30+ minutes	0-1	0-1

ARON ROUNTREE III

	2014-15	CAREER
Starts the game	1-2	1-2
Leads team in rebounding	0-0	1-0
Leads team in assists	0-2	1-3
Scores in double figures	0-0	1-0
Has 5+ assists	0-1	0-1
Has 3+ blocks	1-0	3-3
Has 3+ steals	0-1	4-1

DEVIN THOMAS

	2014-15	CAREER
Starts the game	11-13	40-47
Leads team in scoring	4-4	9-11
Leads team in rebounding	10-10	31-25
Leads team in assists	1-2	5-5
Scores in double figures	6-9	23-25
Scores 20+ points	1-2	5-2
Scores 30+ points	0-1	0-1
Has double-digit rebounds	6-6	14-13
Records a double-double	4-7	10-10
Has 5+ assists	1-0	3-0
Has 3+ blocks	0-0	4-3
Has 3+ steals	0-3	3-5
Plays 30+ minutes	5-9	18-24

ANDRE WASHINGTON

	2014-15	CAREER
Starts the game	0-0	1-0
Has 3+ blocks	0-1	5-2

MITCHELL WILBEKIN

	2014-15	CAREER
Starts the game	7-11	7-11
Leads team in scoring	1-0	1-0
Leads team in assists	0-2	0-2
Scores in double figures	4-4	4-4
Has 5+ assists	0-1	0-1
Makes 3+ three-point FGs	3-2	3-2
Plays 30+ minutes	4-8	4-8



WAKE'S RECORD WHEN...

Overall.....	11-13
ACC.....	3-8
At home.....	9-6
On road.....	2-6
At neutral sites.....	0-1
After a win.....	5-6
After a loss.....	5-7
In overtime.....	0-2
Vs. ranked opponents.....	0-3
Decided by 3 pts or less.....	2-2
Decided by 4-5 points.....	1-1
Decided by 6-10 points.....	2-4
Decided by 11-20 points.....	3-5
Decided by 20+ points.....	3-1
Scoring first.....	10-7
Wake wins the tip.....	8-5
Opponent wins the tip.....	3-8
Leading at half.....	11-4
Trailing at half.....	0-9
Lead with 10:00 remaining.....	11-3
Trail with 10:00 remaining.....	0-10
Lead with 5:00 remaining.....	11-5
Trail with 5:00 remaining.....	0-8
Wake shoots 50% or better.....	3-1
Wake shoots less than 50%.....	8-12
Wake out-shoots opponent.....	9-3
Opp. shoots 50% or better.....	0-4
Opp. shoots less than 50%.....	10-9
Opponent out-shoots Wake.....	2-10
Wake out-rebounds opponent.....	10-6
Opponent out-rebounds Wake.....	1-6
Rebounds are tied.....	0-1
Wake shoots 70%+ at FT line.....	3-5
Wake has more FT attempts.....	9-5
Opp. has more FT attempts.....	2-6
FT attempts are tied.....	0-2
Wake shoots 40%+ 3-pt range.....	5-0
Wake wins turnover battle.....	5-6
Opp. wins turnover battle.....	6-7
Wake has more assists than turnovers.....	6-7
Wake scores 100+ points.....	0-0
Wake scores 90-99 points.....	0-0
Wake scores 80-89 points.....	5-2
Wake scores 70-79 points.....	4-3
Wake scores 60-69 points.....	2-4
Wake scores 50-59 points.....	0-4
Wake scores less than 50 pts.....	0-0
Opp. scores 100+ points.....	0-0
Opp. scores 90-99 points.....	0-0
Opp. scores 80-89 points.....	1-7
Opp. scores 70-79 points.....	1-4
Opp. scores 60-69 points.....	5-1
Opp. scores 50-59 points.....	1-1
Opp. scores less than 50 pts.....	3-0
On Mondays.....	3-0
On Tuesdays.....	1-2
On Wednesdays.....	2-4
On Fridays.....	1-2
On Saturdays.....	2-4
On Sundays.....	2-1
Afternoon Games.....	4-2
Evening Games.....	6-11
In November.....	4-3
In December.....	4-3
In January.....	2-6
In February.....	1-1
Wearing white uniforms.....	3-5
Wearing black uniforms.....	1-8
Wearing gold uniforms.....	7-0
On ACC Network.....	2-3
On ESPN2.....	0-1
On ESPN3.....	7-2
On ESPNU.....	0-3
On Fox Sports 1.....	0-1
On NBC Sports Network.....	1-0
On RSN.....	1-2
On SEC Network.....	0-1

WAKE FOREST vs. MIAMI >> FEB. 11, 2015

@TieDyeNation • #GoDeacs • @DemonDeacons

<< THE LAST TIME... >>

A PLAYER SCORED 30 OR MORE POINTS:

Wake Forest: Devin Thomas (31), vs. Louisville, Jan. 4, 2015

Opponent: Amere May (32), vs. Delaware State, Nov. 28, 2014

A PLAYER SCORED 35 OR MORE POINTS:

Wake Forest: Justin Gray (38), at Maryland, Jan. 15, 2006

Opponent: Rakeem Christmas (35), at Syracuse, Jan. 13, 2015

A PLAYER SCORED 40 OR MORE POINTS:

Wake Forest: Randolph Childress (40), vs. Duke, Mar. 10, 1995 (ACCT)

Opponent: J.R. Reynolds (40), at Virginia, Jan. 21, 2007

TWO PLAYERS SCORED 20+ POINTS:

Wake Forest: Konstantinos Mitoglou (26), Codi Miller-McIntyre (24), at Syracuse, Jan. 13, 2015

Opponent: Rakeem Christmas (35), Trevor Cooney (21), at Syracuse, Jan. 13, 2015

THREE OR MORE PLAYERS SCORED 20+ POINTS:

Wake Forest: Taron Downey (27), Eric Williams (23), Chris Paul (22), vs. West Virginia, Mar. 19, 2005 (2OT, NCAAT)

Opponent: Andre Dawkins (21), Ryan Kelly (20), Austin Rivers (20), at Duke, Jan. 19, 2012

TWO OR MORE PLAYERS SCORED 25+ POINTS:

Wake Forest: Ishmael Smith (28), Al-Farouq Aminu (26), vs. Xavier, Jan. 3, 2010 (2OT)

Opponent: Gerald Henderson (35), Jon Scheyer (30), at Duke, Feb. 22, 2009

TWO OR MORE PLAYERS SCORE 30+ POINTS:

Wake Forest: Charlie Davis (30), Gil McGregor (31), vs. Georgetown, Dec. 29, 1970

Opponent: Gerald Henderson (35), Jon Scheyer (30), at Duke, Feb. 22, 2009

A PLAYER HAD CONSECUTIVE 30+ POINT GAMES:

Wake Forest: Jeff Teague, 30 at BYU, Jan. 3, 2009; 34 vs. North Carolina, Jan. 11, 2009

Opponent: Kevin Anderson (31), vs. Richmond, Dec. 31, 2009 (OT); Jordan Crawford (30), vs. Xavier, Jan. 3, 2010 (2OT)

FIVE PLAYERS SCORE IN DOUBLE FIGURES:

Wake Forest: vs. Princeton, Dec. 31, 2014

Opponent: vs. Iona, Nov. 21, 2014

SIX OR MORE PLAYERS SCORE IN DOUBLE FIGURES:

Wake Forest: vs. Radford (6), Nov. 9, 2012

Opponent: at Arkansas (6), Nov. 19, 2014

A PLAYER SCORED 20+ POINTS COMING OFF THE BENCH:

Wake Forest: Konstantinos Mitoglou (26), at Syracuse, Jan. 13, 2015

Opponent: Nick Faust (20), at Maryland, Feb. 18, 2014

A PLAYER SCORED 20+ POINTS AND GRABBED 20+ REBOUNDS:

Wake Forest: Eric Williams (22p, 20r), at Clemson, Jan. 11, 2006 (OT)

Opponent: Horace Grant (33p, 20r), at Clemson, Feb. 18, 1987

TWO PLAYERS HAD DOUBLE-DOUBLES:

Wake Forest: Devin Thomas (12p, 18r), Konstantinos Mitoglou (10p, 11r), vs. Iona, Nov. 21, 2014

Opponent: Tyler Zeller (18p, 18r), John Henson (14p, 12r), vs. North Carolina, Jan. 31, 2012

THREE PLAYERS HAD DOUBLE-DOUBLES:

Wake Forest: Al-Farouq Aminu (13p, 12r), James Johnson (14p, 14r), L.D. Williams (15p, 10r), vs. Baylor, Nov. 30, 2008

Opponent: Raymond Felton (22p, 11a), Sean May (15p, 11r), Jawad Williams (17p, 12r), at North Carolina, Dec. 20, 2003 (3OT)

A PLAYER GRABBED 15+ REBOUNDS:

Wake Forest: Devin Thomas (15), at Maryland, Feb. 18, 2014

Opponent: Kendall Gray (16), vs. Delaware State, Nov. 28, 2014

A PLAYER GRABBED 18+ REBOUNDS:

Wake Forest: Devin Thomas (18), vs. Iona, Nov. 21, 2014

Opponent: Tyler Zeller (18), vs. North Carolina, Jan. 31, 2012

A PLAYER GRABBED 20+ REBOUNDS:

Wake Forest: Al-Farouq Aminu (20), vs. William & Mary, Nov. 28, 2009

Opponent: Horace Grant (20), at Clemson, Feb. 18, 1987

A PLAYER HAD 10+ ASSISTS:

Wake Forest: Codi Miller-McIntyre (11), vs. Princeton, Dec. 31, 2014

Opponent: Chris Jones (10), vs. Louisville, Jan. 4, 2015

A PLAYER HAD FIVE+ STEALS:

Wake Forest: C.J. Harris (5), vs. Clemson, Mar. 7, 2010

Opponent: Carlos Morris (8), vs. Minnesota, Dec. 2, 2014

A PLAYER HAD FIVE+ BLOCKED SHOTS:

Wake Forest: Andre Washington (5), at Xavier, Dec. 28, 2013

Opponent: BeeJay Anya at NC State (5), Dec. 6, 2014

A PLAYER HAD 10+ FIELD GOALS:

Wake Forest: Devin Thomas (11-14), vs. Louisville, Jan. 4, 2015

Opponent: Anthony Barber (11-20), vs. NC State, Feb. 3, 2015

A PLAYER MADE 10+ FREE THROWS:

Wake Forest: Codi Miller-McIntyre (10-12) vs. NC State, Feb. 3, 2015

Opponent: Chris Hass (10-10), vs. Bucknell, Dec. 22, 2014

A PLAYER MADE 5+ 3-POINT FIELD GOALS:

Wake Forest: Travis McKie (5-6), at Virginia Tech, Jan. 22, 2014

Opponent: Trevor Cooney (5-12), at Syracuse, Jan. 13, 2015

A PLAYER HAD A TRIPLE-DOUBLE:

Wake Forest: Tim Duncan (14p, 15r, 10b), vs. Maryland, Jan. 13, 1996

Opponent: Tu Holloway (14p, 14a, 10r), at Xavier, Dec. 18, 2010

A TEAM SCORED 100+ POINTS:

Wake Forest: vs. UNC Wilmington (120), Nov. 19, 2008

Opponent: at North Carolina (105), Feb. 22, 2014

A TEAM SCORED 100 POINTS AND LOST:

Wake Forest: vs. West Virginia (105), Mar. 19, 2005 (2OT, NCAAT)

Opponent: Georgia Tech (112), Mar. 8, 2007 (2OT, ACCT)

A TEAM MADE 10+ 3-POINT FIELD GOALS:

Wake Forest: vs. NC State (10-20), Feb. 3, 2015

Opponent: vs. NC State (10-30), Feb. 3, 2015

A TEAM SHOT 55 PERCENT OR BETTER FROM THE FIELD:

Wake Forest: vs. NC State (56.9%), Feb. 3, 2015

Opponent: at NC State (55.3%), Dec. 6, 2014

A TEAM SHOT 60 PERCENT OR BETTER FROM THE FIELD:

Wake Forest: vs. Notre Dame (61.0%), Mar. 12, 2014

Opponent: vs. North Carolina (60.3%), Jan. 21, 2015

A TEAM SCORED 50+ POINTS IN THE FIRST HALF:

Wake Forest: vs. NC State (51), Feb. 3, 2015

Opponent: at North Carolina (52), Feb. 22, 2014

A TEAM SCORED 50+ POINTS IN THE SECOND HALF:

Wake Forest: vs. Kansas (52), Nov. 28, 2013

Opponent: vs. NC State (54), Feb. 3, 2015

A TEAM WON BY 35+ POINTS:

Wake Forest: vs. Elon (40; 90-50), Dec. 13, 2009

Opponent: vs. NC State (36; 76-40), Jan. 14, 2012

A TEAM WON BY 40+ POINTS:

Wake Forest: vs. Elon (40; 90-50), Dec. 13, 2009

Opponent: at NC State (41; 130-89), Mar. 5, 1983

A TEAM WON BY 50+ POINTS:

Wake Forest: vs. John Carroll (51; 110-59), Dec. 8, 1980

Opponent: North Carolina Pre-Flight (51; 78-27), 1944-1945

DANNY MANNING



Head Coach
1st Year • Kansas, 1991

One of the most accomplished players in the history of college basketball, Danny Manning was named the head coach at Wake Forest on April 4, 2014.

Manning came to Wake Forest after spending two seasons as the head coach at the University of Tulsa. He was named the 2013-14 Conference USA Coach of the Year after leading the Golden Hurricane to the conference championship and a berth in the second round of the NCAA Tournament, Tulsa's first appearance since 2003.

In two seasons at Tulsa, Manning went 38-29 (.567) overall and 21-11 (.656) in Conference USA.

Prior to taking the reins at Tulsa, Manning spent nine seasons on Bill Self's staff at Kansas, Manning's alma mater. He spent the final five years as an assistant coach after serving as the Jayhawks' Director of Student-Athlete Development.

In June 2014, Manning served as a court coach for the 2014 USA Basketball Men's U18 National Team training camp.

Manning's list of accomplishments is nothing short of remarkable. He was an All-American and national player of the year for Kansas, leading the Jayhawks to the 1988 national title.

Manning was drafted No. 1 overall by the L.A. Clippers in 1988 and went on to enjoy a 15-year NBA career with seven different teams. Manning was a two-time NBA All-Star (1993, 1994) and was named the NBA's Sixth Man of the Year in 1998.

Manning retired from professional basketball in 2003 and then began his coaching career as a member of Self's first staff at Kansas.

During his time on staff at Kansas, Manning was a part of one NCAA national title, two Final Fours, five NCAA Elite Eight appearances, eight Big 12 regular season conference titles, five Big 12 tournament championships and 269 career victories. During his five-year tenure as an assistant coach, Kansas went 164-24 (.872) overall.

At 6-10 and one of the top big men to ever play college basketball, Manning has earned a reputation as one of the best coaches of big men in the country.

The 10th all-time leading scorer in NCAA history, Manning was a consensus first-team All-America selection in 1987 and 1988, the consensus College Player of the

Year in 1988 and a three-time Big Eight Conference Player of the Year (1986, 1987, 1988).

A Jayhawk legend, Manning is Kansas' all-time leading scorer and rebounder, finishing his four-year career with 2,951 points and 1,187 rebounds.

Manning won a bronze medal as a member of the 1988 USA Olympic Team in Seoul, South Korea. He also won a silver medal for the U.S. at the 1987 Pan American games in Indianapolis.

At different points during his amateur career, Manning had the opportunity to play under four legendary college basketball coaches. He played for Lute Olson at the 1984 USA R. William Jones Cup; for Larry Brown at Kansas; for Denny Crum at the 1987 Pan American Games; and for John Thompson at the 1988 Olympics.

Recognized for all of his accomplishments on the court, Manning was inducted into the National Collegiate Basketball Hall of Fame in 2008.

In 2012, Manning was named one of the 35 Greatest McDonald's All-Americans in celebration of the 35th Anniversary of the McDonald's All American High School Boys Basketball Game.

Manning is the first coaching hire in ACC basketball history to come into the job with NCAA championships as a player and as a coach to his name.

Born May 17, 1966 in Hattiesburg, Miss., Manning earned his degree in communication from the University of Kansas in 1991.

Originally from Greensboro, N.C., Danny and his wife, Julie, have two children -- daughter Taylor, a student at Kansas, and son Evan, a member of the Jayhawks basketball team.



THE DANNY MANNING FILE

BACKGROUND

- Born — May 17, 1966 in Hattiesburg, Miss.
- Raised in Greensboro, N.C. before moving to Lawrence, Kan. prior to senior year of high school.

FAMILY

- Wife Julie; daughter Taylor (23); son Evan (21).

EDUCATION

- Univ. of Kansas — 1991 (BA in Communication)
- High School: Lawrence (Kan.) HS — 1984

HIGH SCHOOL PLAYING CAREER

- Page High School — Greensboro, N.C.
 - Played at Page HS before transferring prior to his senior season.
 - Won the 1983 state championship over Goldsboro in the Greensboro Coliseum.
 - Named to the Guilford County Sports Hall of Fame in 2008.
- Lawrence High School — Lawrence, Kan.
 - Graduated from Lawrence HS in 1984.
 - Lost in the 1984 state championship game.

COLLEGIATE PLAYING CAREER

- University of Kansas — 1984-88
- Kansas' all-time leading scorer (2,951) and rebounder (1,187).
- 10th all-time leading scorer in NCAA history.
- Consensus first-team All-American (1987, 1988).
- Consensus College Player of the Year (1988).
- Three-time Big Eight Conference Player of the Year (1986, 1987, 1988).
- 1988 NCAA Final Four Most Outstanding Player after leading Kansas to the 1988 national title.
- Led Kansas to the 1986 NCAA Final Four.
- Inducted into the National Collegiate Basketball Hall of Fame on November 23, 2008.

PROFESSIONAL PLAYING CAREER

- Played 15 seasons in the NBA for seven different teams (Clippers, Hawks, Suns, Bucks, Jazz, Mavericks, Pistons).
- The No. 1 pick in 1988 NBA Draft by the LA Clippers.
- Two-time NBA All-Star (1993, 1994).
- NBA Sixth Man of the Year (1998).
- Averaged 14.0 points and 5.2 rebounds in 883 career games.

INTERNATIONAL PLAYING CAREER

- Won a bronze medal as a member of the 1988 USA Olympic Team in Seoul, South Korea.
- Won a silver medal for the U.S. at the 1987 Pan American games in Indianapolis.

COACHING CAREER

- University of Kansas — 2004-07 (4 seasons)
 - Dir. of Student-Athlete Development/Team Manager
- University of Kansas — 2008-12 (5 seasons)
 - Assistant Coach
- University of Tulsa — 2013-14 (2 seasons)
 - Head Coach
- Wake Forest — 2015 (1st season)
 - Head Coach

COACHING RECORDS

- 1st Season at Wake Forest: 11-13 (3-8 ACC)
- 3rd Season as Head Coach: 49-42

2014-15 WAKE FOREST BASKETBALL COACHING STAFF



STEVE WOODBERRY
Assistant Coach
1st Season



RANDOLPH CHILDRESS
Assistant Coach
4th Season



BRETT BALLARD
Assistant Coach
1st Season



JUSTIN BRAUMAN
Dir., Basketball Ops.
1st Season



RYAN HORN
Director, Athletic Performance
1st Season



JOSH MILLS
Dir., Player Devel.
1st Season



JOE BALESTRIERO
Video Coordinator
1st Season



WILL MURPHY
Video Coordinator
2nd Season

WAKE FOREST vs. MIAMI >> FEB. 11, 2015

<< 2014-15 SEASON STATISTICS - ALL GAMES >>

Overall record: 11-13 Conf: 3-8 Home: 9-6 Away: 2-6 Neutral: 0-1

#	Player	gp-gs	min	avg	Total		3-Point		F-Throw		Rebounds			pf	dq	a	to	blk	stl	pts	avg		
					fg-fga	fg%	3fg-fga	3fg%	ft-fa	ft%	off	def	tot										
00	Miller-McIntyre,Codi	24-24	756	31.5	126-286	.441	12-45	.267	83-130	.638	23	95	118	4.9	43	0	94	66	10	24	347	14.5	
02	Thomas,Devin	24-24	677	28.2	108-217	.498	0-0	.000	89-152	.586	70	164	234	9.8	67	4	41	67	24	19	305	12.7	
44	Mitoglou,Dinos	24-6	494	20.6	71-160	.444	31-88	.352	45-63	.714	40	70	110	4.6	51	1	9	24	16	14	218	9.1	
25	Hudson,Cornelius	23-7	518	22.5	57-155	.368	35-109	.321	32-46	.696	19	59	78	3.4	46	1	22	33	6	22	181	7.9	
10	Wilbekin,Mitchell	21-18	588	28.0	50-138	.362	37-98	.378	28-37	.757	7	40	47	2.2	41	0	37	19	2	29	165	7.9	
13	Leonard,Darius	24-18	417	17.4	50-125	.400	21-70	.300	10-17	.588	21	37	58	2.4	42	0	9	9	8	7	131	5.5	
01	Jones,Madison	24-6	521	21.7	41-94	.436	0-2	.000	42-70	.600	8	48	56	2.3	52	1	80	47	5	23	124	5.2	
20	Overton,Miles	7-0	89	12.7	9-28	.321	5-18	.278	13-15	.867	1	11	12	1.7	11	0	3	11	1	3	36	5.1	
11	McClinton,Greg	23-14	354	15.4	33-71	.465	0-1	.000	27-42	.643	37	38	75	3.3	38	0	20	27	6	10	93	4.0	
33	Rountree,Aaron	17-3	242	14.2	15-43	.349	1-3	.333	14-20	.700	19	25	44	2.6	28	0	16	13	13	10	45	2.6	
31	Washington,Andre	18-0	96	5.3	11-23	.478	0-0	.000	11-15	.733	9	9	18	1.0	21	0	1	5	14	2	33	1.8	
23	Watson,Rondale	9-0	63	7.0	4-15	.267	3-9	.333	4-7	.571	1	6	7	0.8	7	0	4	3	0	2	15	1.7	
04	Green,Daniel	1-0	1	1.0	0-0	.000	0-0	.000	1-2	.500	1	0	1	1.0	0	0	0	0	0	0	1	1.0	
51	O'Brien,Grant	9-0	19	2.1	3-5	.600	1-1	1.000	0-0	.000	1	1	2	0.2	3	0	0	0	0	0	7	0.8	
43	VanHorn,Trent	4-0	22	5.5	1-4	.250	0-2	.000	1-2	.500	0	2	2	0.5	5	0	0	2	0	1	3	0.8	
35	Prendergast,Stephen	3-0	8	2.7	1-3	.333	0-1	.000	0-0	.000	0	0	0	0.0	2	0	0	1	0	0	2	0.7	
45	Rike,Troy	3-0	5	1.7	0-1	.000	0-0	.000	1-2	.500	1	1	2	0.7	0	0	1	0	0	0	1	0.3	
52	Niedrich,Doug	4-0	5	1.3	0-4	.000	0-0	.000	0-0	.000	2	1	3	0.8	0	0	0	0	0	0	0	0.0	
Team											44	38	82										
Total.....		24	4875		580-1372	.423	146-447	.327	401-620	.647	304	645	949	39.5	457	7	337	330	105	166	1707	71.1	
Opponents.....		24	4875		607-1377	.441	157-491	.320	327-499	.655	221	594	815	34.0	497	13	308	306	101	197	1698	70.8	

TEAM STATISTICS	WF	OPP	Date	Opponent	Score	Att.
SCORING	1707	1698	11/14/14	UNC ASHEVILLE	w 80-69	9834
Points per game	71.1	70.8	11/17/14	at Tulane	w 71-49	1922
Scoring margin	+0.4	-	11/19/14	at Arkansas	L 53-83	14574
FIELD GOALS-ATT	580-1372	607-1377	11/21/14	IONA	L 81-85	6809
Field goal pct	.423	.441	11/24/14	NICHOLLS	w 75-48	6045
3 POINT FG-ATT	146-447	157-491	11/26/14	MOUNT ST. MARY'S	w 83-49	7166
3-point FG pct	.327	.320	11/28/14	DELAWARE STATE	L 65-72	8054
3-pt FG made per game	6.1	6.5	12/02/14	MINNESOTA	L 69-84	8112
FREE THROWS-ATT	401-620	327-499	* 12/06/14	at NC State	L 65-78	16615
Free throw pct	.647	.655	12/14/14	SAMFORD	w 86-68	6973
F-Throws made per game	16.7	13.6	& 12/20/14	vs Florida	L 50-63	10175
REBOUNDS	949	815	12/22/14	BUCKNELL	w 60-53	9739
Rebounds per game	39.5	34.0	12/28/14	at Richmond	w 65-63	6279
Rebounding margin	+5.6	-	12/31/14	PRINCETON	w 80-66	9245
ASSISTS	337	308	* 01/04/15	LOUISVILLE	L 76-85	10862
Assists per game	14.0	12.8	* 01/07/15	DUKE	L 65-73	12651
TURNOVERS	330	306	* 01/10/15	GEORGIA TECH	w 76-69	11514
Turnovers per game	13.8	12.8	* 1/13/15	at Syracuse	Lot 83-86	23367
Turnover margin	-1.0	-	* 01/21/15	NORTH CAROLINA	L 71-87	13877
Assist/turnover ratio	1.0	1.0	* 1/24/15	at Clemson	L 57-59	8056
STEALS	166	197	* 01/28/15	at Florida State	Lo2 76-82	6195
Steals per game	6.9	8.2	* 01/31/15	VIRGINIA TECH	w 73-70	11752
BLOCKS	105	101	* 02/03/15	NC STATE	w 88-84	10904
Blocks per game	4.4	4.2	* 2/7/15	at Georgia Tech	L 59-73	6580
ATTENDANCE	143537	93763				
Home games-Avg/Game	15-9569	8-10448				
Neutral site-Avg/Game	-	1-10175				

^ = ACC/Big Ten Challenge
 & = Orange Bowl Basketball Classic (Sunrise, FL)
 * = Conference game

Score by Periods	1st	2nd	OT	OT2	Totals
Wake Forest	820	864	19	4	1707
Opponents	746	920	22	10	1698

WAKE FOREST vs. MIAMI >> FEB. 11, 2015

<< 2014-15 SEASON STATISTICS - CONFERENCE GAMES >>

RECORD:	OVERALL	HOME	AWAY	NEUTRAL
ALL GAMES	3-8	3-3	0-5	0-0
CONFERENCE	3-8	3-3	0-5	0-0
NON-CONFERENCE	0-0	0-0	0-0	0-0

#	Player	gp-gs	min	avg	Total		3-Point		F-Throw		Rebounds		avg	pf	dq	a	to	blk	stl	pts	avg	
					fg-fga	fg%	3fg-fga	3fg%	ft-fga	ft%	off	def										tot
00	Miller-McIntyre,Codi	11-11	374	34.0	65-135	.481	5-20	.250	51-79	.646	9	46	55	5.0	24	0	44	33	7	11	186	16.9
02	Thomas,Devin	11-11	343	31.2	60-115	.522	0-0	.000	45-78	.577	37	67	104	9.5	33	2	24	25	12	6	165	15.0
44	Mitoglou,Dinos	11-3	245	22.3	36-81	.444	19-52	.365	16-22	.727	14	32	46	4.2	26	0	1	16	2	5	107	9.7
25	Hudson,Cornelius	11-1	259	23.5	28-81	.346	20-59	.339	17-25	.680	8	24	32	2.9	25	0	9	13	4	8	93	8.5
20	Overton,Miles	1-0	19	19.0	2-6	.333	2-3	.667	2-2	1.000	0	2	2	2.0	4	0	1	0	1	0	8	8.0
10	Wilbekin,Mitchell	11-11	344	31.3	26-79	.329	17-56	.304	18-22	.818	4	24	28	2.5	22	0	21	10	2	12	87	7.9
13	Leonard,Darius	11-8	192	17.5	17-57	.298	8-37	.216	1-3	.333	6	17	23	2.1	20	0	1	0	3	1	43	3.9
01	Jones,Madison	11-0	221	20.1	15-41	.366	0-1	.000	11-20	.550	4	22	26	2.4	26	1	43	11	1	8	41	3.7
11	McClinton,Greg	10-9	147	14.7	14-26	.538	0-0	.000	6-12	.500	10	20	30	3.0	17	0	10	14	4	6	34	3.4
31	Washington,Andre	11-0	60	5.5	8-15	.533	0-0	.000	2-5	.400	5	5	10	0.9	15	0	0	3	11	1	18	1.6
33	Rountree,Aaron	6-1	63	10.5	2-8	.250	0-1	.000	2-4	.500	4	6	10	1.7	8	0	2	3	1	2	6	1.0
04	Green,Daniel	1-0	1	1.0	0-0	.000	0-0	.000	1-2	.500	1	0	1	1.0	0	0	0	0	0	0	1	1.0
51	O'Brien,Grant	3-0	3	1.0	0-0	.000	0-0	.000	0-0	.000	0	0	0	0.0	2	0	0	0	0	0	0	0.0
52	Niedrich,Doug	1-0	1	1.0	0-0	.000	0-0	.000	0-0	.000	0	0	0	0.0	0	0	0	0	0	0	0	0.0
23	Watson,Rondale	1-0	3	3.0	0-1	.000	0-1	.000	0-0	.000	0	0	0	0.0	0	0	0	0	0	0	0	0.0
Team											25	17	42				1					
Total.....		11	2275		273-645	.423	71-230	.309	172-274	.628	127	282	409	37.2	222	3	156	129	48	60	789	71.7
Opponents.....		11	2275		303-659	.460	73-199	.367	167-252	.663	118	296	414	37.6	224	7	149	118	48	73	846	76.9

TEAM STATISTICS

	WF	OPP	Date	Opponent	Score	Att.
SCORING	789	846	* 12/06/14	at NC State	L 65-78	16615
Points per game	71.7	76.9	* 01/04/15	LOUISVILLE	L 76-85	10862
Scoring margin	-5.2	-	* 01/07/15	DUKE	L 65-73	12651
FIELD GOALS-ATT	273-645	303-659	* 01/10/15	GEORGIA TECH	W 76-69	11514
Field goal pct	.423	.460	* 1/13/15	at Syracuse	Lot 83-86	23367
3 POINT FG-ATT	71-230	73-199	* 01/21/15	NORTH CAROLINA	L 71-87	13877
3-point FG pct	.309	.367	* 1/24/15	at Clemson	L 57-59	8056
3-pt FG made per game	6.5	6.6	* 01/28/15	at Florida State	Lo2 76-82	6195
FREE THROWS-ATT	172-274	167-252	* 01/31/15	VIRGINIA TECH	W 73-70	11752
Free throw pct	.628	.663	* 02/03/15	NC STATE	W 88-84	10904
F-Throws made per game	15.6	15.2	* 2/7/15	at Georgia Tech	L 59-73	6580
REBOUNDS	409	414				
Rebounds per game	37.2	37.6				
Rebounding margin	-0.5	-				
ASSISTS	156	149				
Assists per game	14.2	13.5				
TURNOVERS	129	118				
Turnovers per game	11.7	10.7				
Turnover margin	-1.0	-				
Assist/turnover ratio	1.2	1.3				
STEALS	60	73				
Steals per game	5.5	6.6				
BLOCKS	48	48				
Blocks per game	4.4	4.4				
ATTENDANCE	71560	60813				
Home games-Avg/Game	6-11927	5-12163				
Neutral site-Avg/Game	-	0-0				

^ = ACC/Big Ten Challenge
 & = Orange Bowl Basketball Classic (Sunrise, FL)
 * = Conference game

Score by Periods	1st	2nd	OT	OT2	Totals
Wake Forest	366	400	19	4	789
Opponents	360	454	22	10	846

WAKE FOREST vs. MIAMI >> FEB. 11, 2015

<< WAKE FOREST SEASON & CAREER STATISTICS >>

SEASON STATISTICS

CAREER STATISTICS

SUMMARY	gp-gs	min/g	fg%	3fg%	ft%	r/g	a/g	stl	blk	pts/g	gp-gs	min/g	fg%	3fg%	ft%	r/g	a/g	stl	blk	pts/g
Miller-McIntyre,Codi	24-24	31.5	.441	.267	.638	4.9	3.9	24	10	14.5	86-84	30.9	.430	.260	.623	3.5	3.6	67	12	11.6
Thomas,Devin	24-24	28.2	.498	.000	.586	9.8	1.7	19	24	12.7	88-87	27.9	.513	.000	.554	8.1	1.5	70	96	10.8
Mitoglou,Dinos	24-6	20.6	.444	.352	.714	4.6	0.4	14	16	9.1	24-6	20.6	.444	.352	.714	4.6	0.4	14	16	9.1
Hudson,Cornelius	23-7	22.5	.368	.321	.696	3.4	1.0	22	6	7.9	23-7	22.5	.368	.321	.696	3.4	1.0	22	6	7.9
Wilbekin,Mitchell	21-18	28.0	.362	.378	.757	2.2	1.8	29	2	7.9	21-18	28.0	.362	.378	.757	2.2	1.8	29	2	7.9
Leonard,Darius	24-18	17.4	.400	.300	.588	2.4	0.4	7	8	5.5	24-18	17.4	.400	.300	.588	2.4	0.4	7	8	5.5
Jones,Madison	24-6	21.7	.436	.000	.600	2.3	3.3	23	5	5.2	88-33	20.4	.457	.143	.532	1.7	2.7	101	21	3.9
Overton,Miles	7-0	12.7	.321	.278	.867	1.7	0.4	3	1	5.1	36-0	9.6	.340	.317	.674	0.9	0.6	11	2	3.4
McClinton,Greg	23-14	15.4	.465	.000	.643	3.3	0.9	10	6	4.0	23-14	15.4	.465	.000	.643	3.3	0.9	10	6	4.0
Rountree,Aaron	17-3	14.2	.349	.333	.700	2.6	0.9	10	13	2.6	79-3	11.3	.426	.320	.554	1.9	0.6	47	58	2.0
Washington,Andre	18-0	5.3	.478	.000	.733	1.0	0.1	2	14	1.8	64-1	6.4	.471	.000	.621	1.3	0.1	5	57	1.8
Watson,Rondale	9-0	7.0	.267	.333	.571	0.8	0.4	2	0	1.7	9-0	7.0	.267	.333	.571	0.8	0.4	2	0	1.7
Green,Daniel	1-0	1.0	.000	.000	.500	1.0	0.0	0	0	1.0	28-0	7.1	.345	.000	.576	1.6	0.2	3	3	1.4
O'Brien,Grant	9-0	2.1	.600	1.000	.000	0.2	0.0	0	0	0.8	15-0	1.7	.571	1.000	.500	0.3	0.0	0	0	0.7
VanHorn,Trent	4-0	5.5	.250	.000	.500	0.5	0.0	1	0	0.8	9-0	3.0	.429	.000	.667	0.3	0.0	1	0	1.1
Prendergast,Stephen	3-0	2.7	.333	.000	.000	0.0	0.0	0	0	0.7	6-0	1.8	.400	.000	.000	0.0	0.0	0	0	0.7
Rike,Troy	3-0	1.7	.000	.000	.500	0.7	0.3	0	0	0.3	3-0	1.7	.000	.000	.500	0.7	0.3	0	0	0.3
Niedrich,Doug	4-0	1.3	.000	.000	.000	0.8	0.0	0	0	0.0	11-0	1.2	.000	.000	.000	0.5	0.1	0	0	0.0

SCORING	fg-fga	fg%	3fg-fga	3fg%	ft-fa	ft%	pts	pts/g	fg-fga	fg%	3fg-fga	3fg%	ft-fa	ft%	pts	pts/g
Miller-McIntyre,Codi	126-286	.441	12-45	.267	83-130	.638	347	14.5	374-869	.430	46-177	.260	200-321	.623	994	11.6
Thomas,Devin	108-217	.498	0-0	.000	89-152	.586	305	12.7	352-686	.513	0-0	.000	250-451	.554	954	10.8
Mitoglou,Dinos	71-160	.444	31-88	.352	45-63	.714	218	9.1	71-160	.444	31-88	.352	45-63	.714	218	9.1
Hudson,Cornelius	57-155	.368	35-109	.321	32-46	.696	181	7.9	57-155	.368	35-109	.321	32-46	.696	181	7.9
Wilbekin,Mitchell	50-138	.362	37-98	.378	28-37	.757	165	7.9	50-138	.362	37-98	.378	28-37	.757	165	7.9
Leonard,Darius	50-125	.400	21-70	.300	10-17	.588	131	5.5	50-125	.400	21-70	.300	10-17	.588	131	5.5
Jones,Madison	41-94	.436	0-2	.000	42-70	.600	124	5.2	121-265	.457	2-14	.143	100-188	.532	344	3.9
Overton,Miles	9-28	.321	5-18	.278	13-15	.867	36	5.1	35-103	.340	20-63	.317	31-46	.674	121	3.4
McClinton,Greg	33-71	.465	0-1	.000	27-42	.643	93	4.0	33-71	.465	0-1	.000	27-42	.643	93	4.0
Rountree,Aaron	15-43	.349	1-3	.333	14-20	.700	45	2.6	58-136	.426	8-25	.320	36-65	.554	160	2.0
Washington,Andre	11-23	.478	0-0	.000	11-15	.733	33	1.8	40-85	.471	0-0	.000	36-58	.621	116	1.8
Watson,Rondale	4-15	.267	3-9	.333	4-7	.571	15	1.7	4-15	.267	3-9	.333	4-7	.571	15	1.7
Green,Daniel	0-0	.000	0-0	.000	1-2	.500	1	1.0	10-29	.345	0-0	.000	19-33	.576	39	1.4
O'Brien,Grant	3-5	.600	1-1	1.000	0-0	.000	7	0.8	4-7	.571	1-1	1.000	1-2	.500	10	0.7
VanHorn,Trent	1-4	.250	0-2	.000	1-2	.500	3	0.8	3-7	.429	0-2	.000	4-6	.667	10	1.1
Prendergast,Stephen	1-3	.333	0-1	.000	0-0	.000	2	0.7	2-5	.400	0-1	.000	0-0	.000	4	0.7
Rike,Troy	0-1	.000	0-0	.000	1-2	.500	1	0.3	0-1	.000	0-0	.000	1-2	.500	1	0.3
Niedrich,Doug	0-4	.000	0-0	.000	0-0	.000	0	0.0	0-5	.000	0-0	.000	0-0	.000	0	0.0

TOTALS	o-reb	d-reb	t-reb	pf	fo	ast	to	a/to	o-reb	d-reb	t-reb	pf	fo	ast	to	a/to
Miller-McIntyre,Codi	23	95	118	43	0	94	66	1.4	60	237	297	161	2	306	187	1.6
Thomas,Devin	70	164	234	67	4	41	67	0.6	213	504	717	239	10	132	226	0.6
Mitoglou,Dinos	40	70	110	51	1	9	24	0.4	40	70	110	51	1	9	24	0.4
Hudson,Cornelius	19	59	78	46	1	22	33	0.7	19	59	78	46	1	22	33	0.7
Wilbekin,Mitchell	7	40	47	41	0	37	19	1.9	7	40	47	41	0	37	19	1.9
Leonard,Darius	21	37	58	42	0	9	9	1.0	21	37	58	42	0	9	9	1.0
Jones,Madison	8	48	56	52	1	80	47	1.7	26	126	152	188	4	238	175	1.4
Overton,Miles	1	11	12	11	0	3	11	0.3	8	25	33	44	0	23	26	0.9
McClinton,Greg	37	38	75	38	0	20	27	0.7	37	38	75	38	0	20	27	0.7
Rountree,Aaron	19	25	44	28	0	16	13	1.2	45	102	147	108	0	51	42	1.2
Washington,Andre	9	9	18	21	0	1	5	0.2	33	48	81	75	0	6	20	0.3
Watson,Rondale	1	6	7	7	0	4	3	1.3	1	6	7	7	0	4	3	1.3
Green,Daniel	1	0	1	0	0	0	0	0.0	13	33	46	32	0	5	13	0.4
O'Brien,Grant	1	1	2	3	0	0	0	0.0	1	4	5	3	0	0	0	0.0
VanHorn,Trent	0	2	2	5	0	0	2	0.0	0	3	3	5	0	0	2	0.0
Prendergast,Stephen	0	0	0	2	0	0	1	0.0	0	0	0	2	0	0	1	0.0
Rike,Troy	1	1	2	0	0	1	0	0.0	1	1	2	0	0	1	0	0.0
Niedrich,Doug	2	1	3	0	0	0	0	0.0	2	4	6	2	0	1	0	0.0

WAKE FOREST vs. MIAMI >> FEB. 11, 2015

<< 2014-15 GAME-BY-GAME POINTS-REBOUNDS-ASSISTS >>

Opponent	Date	Score	MILLER,MCI	JONES,MADI	THOMAS,DEV	GREEN,DANI	WILBEKIN,M	MCCLENTON,	LEONARD,DA	
UNC ASHEVILLE	11/14/14	80-69	w	8-4-0	9-4-6	25-13-1	DNP	3-1-2	2-4-2	6-3-0
at Tulane	11/17/14	71-49	w	12-5-4	2-1-1	13-12-2	DNP	6-2-2	4-3-2	9-2-0
at Arkansas	11/19/14	53-83	L	5-5-3	6-2-2	19-10-1	DNP	2-1-0	2-1-0	6-6-0
IONA	11/21/14	81-85	L	20-5-0	10-1-0	12-18-3	DNP	8-1-3	6-6-1	13-4-2
NICHOLLS	11/24/14	75-48	w	8-2-3	7-3-3	7-6-1	DNP	12-1-2	2-6-2	3-2-0
MOUNT ST. MARY'S	11/26/14	83-49	w	11-8-7	6-1-4	6-6-1	DNP	8-1-1	6-1-0	6-3-1
DELAWARE STATE	11/28/14	65-72	L	15-1-1	10-1-3	0-7-3	DNP	9-1-3	0-1-1	3-4-0
MINNESOTA	12/02/14	69-84	L	10-0-2	8-0-2	4-8-0	DNP	10-3-1	0-2-1	0-2-1
at NC State	12/06/14	65-78	L	22-7-1	0-0-4	10-5-1	DNP	10-2-3	2-0-0	0-2-0
SAMFORD	12/14/14	86-68	w	11-2-5	11-2-4	19-8-2	DNP	8-3-1	7-2-0	6-1-0
vs Florida	12/20/14	50-63	L	16-6-4	1-6-2	7-9-0	DNP	DNP	5-3-1	10-2-1
BUCKNELL	12/22/14	60-53	w	19-8-4	5-4-3	8-11-0	DNP	DNP	10-7-0	11-4-1
at Richmond	12/28/14	65-63	w	17-4-6	2-2-4	9-13-2	DNP	DNP	10-6-0	5-1-0
PRINCETON	12/31/14	80-66	w	9-9-11	6-3-3	11-9-1	DNP	12-5-1	5-3-0	10-1-2
LOUISVILLE	01/04/15	76-85	L	14-8-1	1-2-6	31-11-1	DNP	14-1-1	6-6-4	2-3-1
DUKE	01/07/15	65-73	L	13-9-8	6-2-1	24-5-3	DNP	4-2-1	3-2-0	2-2-0
GEORGIA TECH	01/10/15	76-69	w	5-3-4	9-2-2	17-14-2	DNP	14-3-3	2-1-0	13-4-0
at Syracuse	1/13/15	83-86	L	24-6-6	2-3-3	11-10-2	DNP	2-3-5	7-1-3	8-2-0
NORTH CAROLINA	01/21/15	71-87	L	20-6-6	5-4-4	12-12-2	DNP	10-2-3	4-1-1	0-2-0
at Clemson	1/24/15	57-59	L	14-6-4	0-2-2	17-12-2	DNP	6-3-0	2-5-0	3-4-0
at Florida State	01/28/15	76-82	L	25-1-3	3-2-6	12-12-1	DNP	6-5-2	2-1-0	0-0-0
VIRGINIA TECH	01/31/15	73-70	w	19-1-3	8-3-3	9-8-5	DNP	15-3-1	0-8-1	3-2-0
NC STATE	02/03/15	88-84	w	23-3-5	7-3-8	16-10-3	DNP	3-1-0	6-5-1	10-1-0
at Georgia Tech	2/7/15	59-73	L	7-5-3	0-3-4	6-5-2	1-1-0	3-3-2	DNP	2-1-0

Opponent	Date	Score	20	23	25	31	33	35	43	
			OVERTON,MI	WATSON,RON	HUDSON,COR	WASHINGTON	ROUNTREE,A	PRENDERGAS	VANHORN,TR	
UNC ASHEVILLE	11/14/14	80-69	w	3-1-1	DNP	7-6-0	DNP	0-1-1	DNP	DNP
at Tulane	11/17/14	71-49	w	5-3-0	0-0-1	5-4-0	2-1-0	6-4-1	DNP	DNP
at Arkansas	11/19/14	53-83	L	4-0-0	0-1-1	3-1-2	4-1-0	2-2-2	DNP	DNP
IONA	11/21/14	81-85	L	DNP	DNP	2-5-0	DNP	0-1-0	DNP	DNP
NICHOLLS	11/24/14	75-48	w	0-1-0	1-1-1	12-5-2	4-4-1	5-2-0	0-0-0	2-2-0
MOUNT ST. MARY'S	11/26/14	83-49	w	2-1-1	6-1-0	10-4-1	5-2-0	4-3-0	2-0-0	1-0-0
DELAWARE STATE	11/28/14	65-72	L	DNP	0-1-0	10-5-1	DNP	9-5-1	DNP	DNP
MINNESOTA	12/02/14	69-84	L	14-4-0	DNP	7-1-0	DNP	7-6-2	DNP	DNP
at NC State	12/06/14	65-78	L	8-2-1	DNP	4-1-0	2-0-0	0-1-0	DNP	DNP
SAMFORD	12/14/14	86-68	w	DNP	3-2-0	9-4-3	0-0-0	3-7-1	DNP	DNP
vs Florida	12/20/14	50-63	L	DNP	DNP	DNP	DNP	3-1-5	DNP	0-0-0
BUCKNELL	12/22/14	60-53	w	DNP	0-0-0	5-2-0	0-0-0	0-2-1	DNP	DNP
at Richmond	12/28/14	65-63	w	DNP	5-1-1	6-2-1	DNP	DNP	DNP	DNP
PRINCETON	12/31/14	80-66	w	DNP	DNP	12-7-3	0-0-0	DNP	0-0-0	0-0-0
LOUISVILLE	01/04/15	76-85	L	DNP	DNP	2-2-1	0-0-0	DNP	DNP	DNP
DUKE	01/07/15	65-73	L	DNP	DNP	9-5-2	2-1-0	DNP	DNP	DNP
GEORGIA TECH	01/10/15	76-69	w	DNP	DNP	11-3-2	2-3-0	DNP	DNP	DNP
at Syracuse	1/13/15	83-86	L	DNP	DNP	3-3-1	0-0-0	DNP	DNP	DNP
NORTH CAROLINA	01/21/15	71-87	L	DNP	DNP	8-1-0	2-2-0	DNP	DNP	DNP
at Clemson	1/24/15	57-59	L	DNP	DNP	3-2-1	0-1-0	3-1-0	DNP	DNP
at Florida State	01/28/15	76-82	L	DNP	DNP	18-9-0	2-0-0	3-3-0	DNP	DNP
VIRGINIA TECH	01/31/15	73-70	w	DNP	DNP	4-1-0	0-0-0	0-0-2	DNP	DNP
NC STATE	02/03/15	88-84	w	DNP	DNP	12-3-1	2-1-0	0-2-0	DNP	DNP
at Georgia Tech	2/7/15	59-73	L	DNP	0-0-0	19-2-1	6-2-0	0-3-0	DNP	DNP

Opponent	Date	Score	MITOGLOU,D	RIKE,TROY	O'BRIEN,GR	NIEDRICH,D	
UNC ASHEVILLE	11/14/14	80-69	w	17-8-1	DNP	DNP	DNP
at Tulane	11/17/14	71-49	w	7-4-1	DNP	DNP	DNP
at Arkansas	11/19/14	53-83	L	0-3-0	DNP	DNP	DNP
IONA	11/21/14	81-85	L	10-11-1	DNP	DNP	DNP
NICHOLLS	11/24/14	75-48	w	9-4-0	1-0-1	2-1-0	0-0-0
MOUNT ST. MARY'S	11/26/14	83-49	w	5-5-2	0-2-0	5-1-0	0-3-0
DELAWARE STATE	11/28/14	65-72	L	9-4-1	DNP	DNP	DNP
MINNESOTA	12/02/14	69-84	L	9-3-0	DNP	DNP	DNP
at NC State	12/06/14	65-78	L	7-8-0	DNP	DNP	DNP
SAMFORD	12/14/14	86-68	w	9-7-1	DNP	DNP	DNP
vs Florida	12/20/14	50-63	L	8-2-0	DNP	0-0-0	DNP
BUCKNELL	12/22/14	60-53	w	2-0-0	DNP	0-0-0	DNP
at Richmond	12/28/14	65-63	w	11-6-1	DNP	0-0-0	DNP
PRINCETON	12/31/14	80-66	w	15-7-0	0-0-0	0-0-0	0-0-0
LOUISVILLE	01/04/15	76-85	L	6-1-0	DNP	0-0-0	DNP
DUKE	01/07/15	65-73	L	2-2-1	DNP	DNP	DNP
GEORGIA TECH	01/10/15	76-69	w	3-5-0	DNP	DNP	DNP
at Syracuse	1/13/15	83-86	L	26-6-0	DNP	0-0-0	DNP
NORTH CAROLINA	01/21/15	71-87	L	10-2-0	DNP	DNP	DNP
at Clemson	1/24/15	57-59	L	9-4-0	DNP	DNP	DNP
at Florida State	01/28/15	76-82	L	5-3-0	DNP	DNP	DNP
VIRGINIA TECH	01/31/15	73-70	w	15-5-0	DNP	DNP	DNP
NC STATE	02/03/15	88-84	w	9-4-0	DNP	DNP	DNP
at Georgia Tech	2/7/15	59-73	L	15-6-0	DNP	0-0-0	0-0-0

WAKE FOREST vs. MIAMI >> FEB. 11, 2015

<< 2014-15 SEASON RESULTS >>

OVERALL: 11-13 / ACC: 3-8 / HOME: 9-6 / ROAD: 2-6 / NEUTRAL: 0-1

Date	WFU Rank	OPP Rank	Opponent	W/L	Score	Record	WFU High Scorer	OPP High Scorer	High Rebounds	High Assists	Attend.
N14	--	--	UNC ASHEVILLE	W	80-69	1-0	Devin Thomas 25	Andrew Rowsey 26	Devin Thomas 13	Madison Jones 6	9,834
N17	--	--	at Tulane	W	71-49	2-0	Devin Thomas 13	Louis Dabney 17	Devin Thomas 12	Miller-McIntyre 4	1,922
N19	--	rv/rv	at Arkansas **	L	53-83	2-1	Devin Thomas 19	Rashad Madden 11	Devin Thomas 10	Miller-McIntyre 3	9,107
N21	--	--	IONA **	L	81-85	2-2	C. Miller-McIntyre 20	A.J. English 27	Devin Thomas 18	Devin Thomas 3 Mitchell Wilbekin 3	6,809
N24	--	--	NICHOLLS STATE **	W	75-48	3-2	Cornelius Hudson 12 Mitchell Wilbekin 12	Liam Thomas 13	Greg McClinton 6 Devin Thomas 6	Madison Jones 3 Miller-McIntyre 3	6,045
N26	--	--	MOUNT ST. MARY'S	W	83-49	4-2	C. Miller-McIntyre 11	Liam McManimon 10	Miller-McIntyre 8	Miller-McIntyre 7	7,166
N28	--	--	DELAWARE STATE **	L	65-72	4-3	C. Miller-McIntyre 15	Amere May 32	Devin Thomas 7	Madison Jones 3 C. Miller-McIntyre 3 Devin Thomas 3	8,054
D2	--	--	MINNESOTA %	L	69-84	4-4	Miles Overton 14	Andre Hollins 27	Devin Thomas 8	Madison Jones 2 C. Miller-McIntyre 2 Aaron Rountree 2	8,112
D6	--	rv/rv	at NC State	L	65-78	4-5, 0-1	C. Miller-McIntyre 22	Ralston Turner 21	Dinos Mitoglou 8	Madison Jones 4	16,615
D14	--	--	SAMFORD	W	86-68	5-5, 0-1	Devin Thomas 19	Tyler Hood 18	Devin Thomas 8	C. Miller-McIntyre 5	6,973
D20	--	--/rv	vs. Florida ^	L	50-63	5-6, 0-1	C. Miller-McIntyre 16	D. Finney-Smith 16	Devin Thomas 9	Aaron Rountree 5	10,175
D22	--	--	BUCKNELL	W	60-53	6-6, 0-1	C. Miller-McIntyre 19	Chris Hass 26	Devin Thomas 11	C. Miller-McIntyre 4	9,739
D28	--	--	at Richmond	W	65-63	7-6, 0-1	C. Miller-McIntyre 17	T.J. Cline 22	Devin Thomas 13	C. Miller-McIntyre 3	6,279
D31	--	--	PRINCETON	W	80-66	8-6, 0-1	K. Mitoglou 15	Steven Cook 17	Devin Thomas 9 C. Miller-McIntyre 9	Miller-McIntyre 11	9,245
J4	--	5/6	LOUISVILLE	L	76-85	8-7, 0-2	Devin Thomas 31	Montrezl Harrell 25	Devin Thomas 11	Madison Jones 6	10,862
J7	--	2/2	DUKE	L	65-73	8-8, 0-3	Devin Thomas 24	Justise Winslow 20	C. Miller-McIntyre 9	C. Miller-McIntyre 8	12,651
J10	--	--	GEORGIA TECH	W	76-69	9-8, 1-3	Devin Thomas 17	M. Georges-Hunt 16	Devin Thomas 14	C. Miller-McIntyre 4	11,514
J13	--	--	at Syracuse	L	83-86 (ot)	9-9, 1-4	K. Mitoglou 26	Rakeem Christmas 35	Devin Thomas 10	C. Miller-McIntyre 6	23,367
J21	--	15/15	NORTH CAROLINA	L	71-87	9-10, 1-5	C. Miller-McIntyre 20	Brice Johnson 19	Devin Thomas 12	C. Miller-McIntyre 6	13,877
J24	--	--	at Clemson	L	57-59	9-11, 1-6	Devin Thomas 17	Donte Grantham 13	Devin Thomas 12	C. Miller-McIntyre 4	8,056
J28	--	--	at Florida State	L	76-82 (2ot)	9-12, 1-7	C. Miller-McIntyre 25	X. Rathan-Mayes 21	Devin Thomas 12	Madison Jones 6	6,195
J31	--	--	VIRGINIA TECH	W	73-70	10-12, 2-7	C. Miller-McIntyre 19	Adam Smith 12	Greg McClinton 8 Devin Thomas 8	Devin Thomas 5	11,752
F3	--	--	NC STATE	W	88-84	11-12, 3-7	C. Miller-McIntyre 23	Anthony Barber 28	Devin Thomas 10	Madison Jones 8	10,904
F7	--	--	at Georgia Tech	L	59-73	11-13, 3-8	Cornelius Hudson 19	Charles Mitchell 15	Mitoglou 6	Madison Jones 4	6,580
F11	--	--	MIAMI	7:00							
F14	--	2/3	at Virginia	2:30							
F17			at Notre Dame	7:00							
F25			VIRGINIA	7:00							
M1			PITTSBURGH	6:30							
M4			at Duke	8:00							
M7			at Boston College	2:00							
M10-14			2015 ACC Tournament								

CAPS - home game

** - The Roundball Showcase (Fayetteville, Ark. & Winston-Salem, N.C.)

% - ACC/Big Ten Challenge

^ - MetroPCS Orange Bowl Basketball Classic (Sunrise, Fla.)

- ACC Tournament at Greensboro, N.C. (Greensboro Coliseum)

Rank = Associated Press / Coaches

WAKE FOREST vs. MIAMI >> FEB. 11, 2015

<< SEASON STATISTICS BREAKDOWN >>

HOME GAMES W-L: 9-6 / ACC: 3-3 / NON-CONFERENCE: 6-3

#	Player	GP	GS	Min	Avg	FG	FGA	Pct	3FG	FGA	Pct	FT	FTA	Pct	Off	Def	Tot	Avg	PF	FO	A	TO	Blk	Stl	Pts	Avg
00	Miller-McIntyre,Codi	15	15	436	29.1	72	152	.474	5	19	.263	56	85	.659	14	59	73	4.9	33	0	60	44	7	15	205	13.7
02	Thomas,Devin	15	15	408	27.2	67	126	.532	0	0	.000	67	113	.593	39	107	146	9.7	43	2	28	36	18	12	201	13.4
10	Wilbekin,Mitchell	14	13	394	28.1	41	94	.436	30	65	.462	18	27	.667	2	26	28	2.0	23	0	23	9	2	20	130	9.3
44	Mitoglou,Dinos	15	3	291	19.4	40	92	.435	14	51	.275	36	53	.679	24	44	68	4.5	28	1	7	17	15	10	130	8.7
25	Hudson,Cornelius	15	6	345	23.0	39	101	.386	21	68	.309	21	30	.700	12	42	54	3.6	28	0	16	23	5	17	120	8.0
01	Jones,Madison	15	2	327	21.8	35	66	.530	0	2	.000	38	55	.691	4	31	35	2.3	30	0	52	28	2	15	108	7.2
13	Leonard,Darius	15	12	247	16.5	33	76	.434	15	41	.366	7	13	.538	15	23	38	2.5	22	0	8	4	8	5	88	5.9
20	Overton,Miles	4	0	43	10.8	4	13	.308	2	9	.222	9	10	.900	1	6	7	1.8	5	0	2	4	0	2	19	4.8
11	McClinton,Greg	15	8	230	15.3	22	47	.468	0	1	.000	15	29	.517	27	28	55	3.7	24	0	14	19	4	8	59	3.9
33	Rountree,Aaron	10	1	142	14.2	10	30	.333	0	1	.000	8	12	.667	14	15	29	2.9	18	0	8	7	12	8	28	2.8
23	Watson,Rondale	5	0	40	8.0	3	9	.333	3	6	.500	1	2	.500	1	4	5	1.0	5	0	1	3	0	2	10	2.0
31	Washington,Andre	11	0	54	4.9	5	13	.385	0	0	.000	7	8	.875	5	8	13	1.2	10	0	1	4	9	1	17	1.5
51	O'Brien,Grant	5	0	15	3.0	3	5	.600	1	1	1.000	0	0	.000	1	1	2	0.4	2	0	0	0	0	0	7	1.4
43	VanHorn,Trent	3	0	11	3.7	1	2	.500	0	0	.000	1	2	.500	0	2	2	0.7	2	0	0	2	0	1	3	1.0
35	Prendergast,Stephen	3	0	8	2.7	1	3	.333	0	1	.000	0	0	.000	0	0	0	0.0	2	0	0	1	0	0	2	0.7
45	Rike,Troy	3	0	5	1.7	0	1	.000	0	0	.000	1	2	.500	1	1	2	0.7	0	0	1	0	0	0	1	0.3
52	Niedrich,Doug	3	0	4	1.3	0	4	.000	0	0	.000	0	0	.000	2	1	3	1.0	0	0	0	0	0	0	0	0.0
TM	TEAM.....																									
	Total.....	15				376	834	.451	91	265	.343	285	441	.646	184	413	597	39.8	275	3	221	202	82	116	1128	75.2
	Opponents.....	15				382	864	.442	110	329	.334	188	284	.662	131	354	485	32.3	338	10	188	202	54	116	1062	70.8

SCORE BY PERIODS	1ST	2ND	TOTAL
Wake Forest	553	575	1128
Opponents	467	595	1062

ROAD GAMES W-L: 2-6 / ACC: 0-5 / NON-CONFERENCE: 2-1

#	Player	GP	GS	Min	Avg	FG	FGA	Pct	3FG	FGA	Pct	FT	FTA	Pct	Off	Def	Tot	Avg	PF	FO	A	TO	Blk	Stl	Pts	Avg
00	Miller-McIntyre,Codi	8	8	283	35.4	49	119	.412	5	20	.250	23	40	.575	8	31	39	4.9	9	0	30	17	3	8	126	15.8
02	Thomas,Devin	8	8	238	29.8	38	86	.442	0	0	.000	21	36	.583	29	50	79	9.9	21	2	13	21	5	3	97	12.1
44	Mitoglou,Dinos	8	3	178	22.3	28	61	.459	15	32	.469	9	10	.900	15	25	40	5.0	22	0	2	7	1	4	80	10.0
25	Hudson,Cornelius	8	1	173	21.6	18	54	.333	14	41	.341	11	16	.688	7	17	24	3.0	18	1	6	10	1	5	61	7.6
20	Overton,Miles	3	0	46	15.3	5	15	.333	3	9	.333	4	5	.800	0	5	5	1.7	6	0	1	7	1	1	17	5.7
10	Wilbekin,Mitchell	7	5	194	27.7	9	44	.205	7	33	.212	10	10	1.000	5	14	19	2.7	18	0	14	10	0	9	35	5.0
11	McClinton,Greg	7	6	108	15.4	10	20	.500	0	0	.000	9	9	1.000	7	10	17	2.4	11	0	5	5	2	2	29	4.1
13	Leonard,Darius	8	5	146	18.3	13	39	.333	5	24	.208	2	2	1.000	6	12	18	2.3	18	0	4	0	2	3	41	5.1
33	Rountree,Aaron	6	1	73	12.2	4	10	.400	0	1	.000	6	8	.750	4	10	14	2.3	9	0	3	3	1	2	14	2.3
31	Washington,Andre	7	0	42	6.0	6	10	.600	0	0	.000	4	7	.571	4	1	5	0.7	11	0	0	1	5	1	16	2.3
01	Jones,Madison	8	3	165	20.6	6	28	.214	0	0	.000	3	10	.300	4	11	15	1.9	19	1	26	17	1	7	15	1.9
23	Watson,Rondale	4	0	23	5.8	1	6	.167	0	3	.000	3	5	.600	0	2	2	0.5	2	0	3	0	0	0	5	1.3
04	Green,Daniel	1	0	1	1.0	0	0	.000	0	0	.000	1	2	.500	1	0	1	1.0	0	0	0	0	0	0	1	1.0
51	O'Brien,Grant	3	0	4	1.3	0	0	.000	0	0	.000	0	0	.000	0	0	0	0.0	1	0	0	0	0	0	0	0.0
52	Niedrich,Doug	1	0	1	1.0	0	0	.000	0	0	.000	0	0	.000	0	0	0	0.0	0	0	0	0	0	0	0	0.0
TM	TEAM.....																									
	Total.....	8				187	492	.380	49	163	.301	106	160	.663	110	206	316	39.5	165	4	103	104	20	44	529	66.1
	Opponents.....	8				204	462	.442	41	139	.295	124	192	.646	82	217	299	37.4	142	3	108	89	43	64	573	71.6

SCORE BY PERIODS	1ST	2ND	OT	2OT	TOTAL
Wake Forest	248	258	19	4	529
Opponents	251	290	22	10	573

NEUTRAL SITE GAMES W-L: 0-1

#	Player	GP	GS	Min	Avg	FG	FGA	Pct	3FG	FGA	Pct	FT	FTA	Pct	Off	Def	Tot	Avg	PF	FO	A	TO	Blk	Stl	Pts	Avg
00	Miller-McIntyre,Codi	1	1	37	37.0	5	15	.333	2	6	.333	4	5	.800	1	5	6	6.0	1	0	4	5	0	1	16	16.0
13	Leonard,Darius	1	1	24	24.0	4	10	.400	1	5	.200	1	2	.500	0	2	2	2.0	2	0	1	1	0	0	10	10.0
44	Mitoglou,Dinos	1	0	25	25.0	3	7	.429	2	5	.400	0	0	.000	1	1	2	2.0	1	0	0	0	0	0	8	8.0
02	Thomas,Devin	1	1	31	31.0	3	5	.600	0	0	.000	1	3	.333	2	7	9	9.0	3	0	0	10	1	4	7	7.0
11	McClinton,Greg	1	0	16	16.0	1	4	.250	0	0	.000	3	4	.750	3	0	3	3.0	3	0	1	3	0	0	5	5.0
33	Rountree,Aaron	1	1	27	27.0	1	3	.333	1	1	1.000	0	0	.000	1	0	1	1.0	1	0	5	3	0	0	3	3.0
01	Jones,Madison	1	1	29	29.0	0	0	.000	0	0	.000	1	5	.200	0	6	6	6.0	3	0	2	2	2	1	1	1.0
43	VanHorn,Trent	1	0	11	11.0	0	2	.000	0	2	.000	0	0	.000	0	0	0	0.0	3	0	0	0	0	0	0	0.0
51	O'Brien,Grant	1	0	0	0.0	0	0	.000	0	0	.000	0	0	.000	0	0	0	0.0	0	0	0	0	0	0	0	0.0
TM	TEAM.....																									
	Total.....	1				17	46	.370	6	19	.316	10	19	.526	10	26	36	36.0	17	0	13	24	3	6	50	50.0
	Opponents.....	1				21	51	.412	6	23	.261	15	23	.652	8	23	31	31.0	17	0	12	15	4	17	63	63.0

SCORE BY PERIODS	1ST	2ND	TOTAL
Wake Forest	19	31	50
Opponents	28	35	63

WAKE FOREST vs. MIAMI >> FEB. 11, 2015

<< SEASON STATISTICS BREAKDOWN >>

GAMES WON OVERALL: 11 / ACC: 3 / NON-CONFERENCE: 8 / HOME: 9 / ROAD: 2 / NEUTRAL: 0

#	Player	GP	GS	Min	Avg	FG	FGA	Pct	3FG	FGA	Pct	FT	FTA	Pct	Off	Def	Tot	Avg	PF	FO	A	TO	Blk	Stl	Pts	Avg
00	Miller-McIntyre,Codi	11	11	330	30.0	50	98	.510	6	15	.400	36	52	.692	9	44	53	4.8	22	0	52	29	6	14	142	12.9
02	Thomas,Devin	11	11	281	25.5	47	89	.528	0	0	.000	46	80	.575	32	78	110	10.0	30	1	20	32	11	5	140	12.7
44	Mitoglou,Dinos	11	4	216	19.6	34	70	.486	14	36	.389	20	28	.714	19	36	55	5.0	25	1	6	9	13	6	102	9.3
10	Wilbekin,Mitchell	9	7	223	24.8	24	51	.471	21	42	.500	12	18	.667	2	18	20	2.2	16	0	13	8	2	16	81	9.0
25	Hudson,Cornelius	11	3	253	23.0	29	75	.387	15	49	.306	20	28	.714	9	32	41	3.7	21	1	13	15	4	10	93	8.5
13	Leonard,Darius	11	7	175	15.9	32	57	.561	13	28	.464	5	9	.556	10	14	24	2.2	16	0	4	6	5	6	82	7.5
01	Jones,Madison	11	4	249	22.6	21	46	.457	0	2	.000	30	47	.638	3	25	28	2.5	22	0	41	22	1	14	72	6.5
11	McClinton,Greg	11	7	192	17.5	20	39	.513	0	1	.000	14	22	.636	25	21	46	4.2	18	0	8	12	4	4	54	4.9
20	Overton,Miles	4	0	34	8.5	3	8	.375	2	7	.286	2	2	1.000	0	6	6	1.5	4	0	2	6	0	0	10	2.5
23	Watson,Rondale	6	0	54	9.0	4	14	.286	3	8	.375	4	7	.571	0	5	5	0.8	6	0	3	3	0	2	15	2.5
33	Rountree,Aaron	8	1	104	13.0	6	20	.300	0	1	.000	6	8	.750	7	14	21	2.6	13	0	6	5	10	4	18	2.3
31	Washington,Andre	9	0	45	5.0	4	12	.333	0	0	.000	7	8	.875	5	6	11	1.2	7	0	1	4	7	1	15	1.7
51	O'Brien,Grant	5	0	16	3.2	3	5	.600	1	1	1.000	0	0	.000	1	1	2	0.4	1	0	0	0	0	0	7	1.4
43	VanHorn,Trent	3	0	11	3.7	1	2	.500	0	0	.000	1	2	.500	0	2	2	0.7	2	0	0	2	0	1	3	1.0
35	Prendergast,Stephen	3	0	8	2.7	1	3	.333	0	1	.000	0	0	.000	0	0	0	0.0	2	0	0	1	0	0	2	0.7
45	Rike,Troy	3	0	5	1.7	0	1	.000	0	0	.000	1	2	.500	1	1	2	0.7	0	0	1	0	0	0	1	0.3
52	Niedrich,Doug	3	0	4	1.3	0	4	.000	0	0	.000	0	0	.000	2	1	3	1.0	0	0	0	0	0	0	0	0.0
TM	TEAM.....														19	12	31	2.8	0			2			0	
	Total.....	11				279	594	.470	75	191	.393	204	313	.652	144	316	460	41.8	205	3	170	156	63	83	837	76.1
	Opponents.....	11				245	614	.399	62	246	.252	136	208	.654	99	229	328	29.8	247	6	121	145	33	83	688	62.5

SCORE BY PERIODS	1ST	2ND	TOTAL
Wake Forest	420	417	837
Opponents	292	396	688

GAMES LOST OVERALL: 13 / ACC: 8 / NON-CONFERENCE: 5 / HOME: 6 / ROAD: 6 / NEUTRAL: 1

#	Player	GP	GS	Min	Avg	FG	FGA	Pct	3FG	FGA	Pct	FT	FTA	Pct	Off	Def	Tot	Avg	PF	FO	A	TO	Blk	Stl	Pts	Avg
00	Miller-McIntyre,Codi	13	13	426	32.8	76	188	.404	6	30	.200	47	78	.603	14	51	65	5.0	21	0	42	37	4	10	205	15.8
02	Thomas,Devin	13	13	396	30.5	61	128	.477	0	0	.000	43	72	.597	38	86	124	9.5	37	3	21	35	13	14	165	12.7
44	Mitoglou,Dinos	13	2	278	21.4	37	90	.411	17	52	.327	25	35	.714	21	34	55	4.2	26	0	3	15	3	8	116	8.9
20	Overton,Miles	3	0	55	18.3	6	20	.300	3	11	.273	11	13	.846	1	5	6	2.0	7	0	1	5	1	3	26	8.7
25	Hudson,Cornelius	12	4	265	22.1	28	80	.350	20	60	.333	12	18	.667	10	27	37	3.1	25	0	9	18	2	12	88	7.3
10	Wilbekin,Mitchell	12	11	365	30.4	26	87	.299	16	56	.286	16	19	.842	5	22	27	2.3	25	0	24	11	0	13	84	7.0
01	Jones,Madison	13	2	272	20.9	20	48	.417	0	0	.000	12	23	.522	5	23	28	2.2	30	1	39	25	4	9	52	4.0
13	Leonard,Darius	13	11	242	18.6	18	68	.265	8	42	.190	5	8	.625	11	23	34	2.6	26	0	5	3	3	1	49	3.8
11	McClinton,Greg	12	7	162	13.5	13	32	.406	0	0	.000	13	20	.650	12	17	29	2.4	20	0	12	15	2	6	39	3.3
33	Rountree,Aaron	9	2	138	15.3	9	23	.391	1	2	.500	8	12	.667	12	11	23	2.6	15	0	10	8	3	6	27	3.0
31	Washington,Andre	9	0	51	5.7	7	11	.636	0	0	.000	4	7	.571	4	3	7	0.8	14	0	0	1	7	1	18	2.0
04	Green,Daniel	1	0	1	1.0	0	0	.000	0	0	.000	1	2	.500	1	0	1	1.0	0	0	0	0	0	0	1	1.0
51	O'Brien,Grant	4	0	3	0.8	0	0	.000	0	0	.000	0	0	.000	0	0	0	0.0	2	0	0	0	0	0	0	0.0
43	VanHorn,Trent	1	0	11	11.0	0	2	.000	0	2	.000	0	0	.000	0	0	0	0.0	3	0	0	0	0	0	0	0.0
52	Niedrich,Doug	1	0	1	1.0	0	0	.000	0	0	.000	0	0	.000	0	0	0	0.0	0	0	0	0	0	0	0	0.0
23	Watson,Rondale	3	0	9	3.0	0	1	.000	0	1	.000	0	0	.000	1	1	2	0.7	1	0	1	0	0	0	0	0.0
TM	TEAM.....														25	26	51	3.9	0			1			0	
	Total.....	13				301	778	.387	71	256	.277	197	307	.642	160	329	489	37.6	252	4	167	174	42	83	870	66.9
	Opponents.....	13				362	763	.474	95	245	.388	191	291	.656	122	365	487	37.5	250	7	187	161	68	114	1010	77.7

SCORE BY PERIODS	1ST	2ND	OT	2OT	TOTAL
Wake Forest	400	447	19	4	870
Opponents	454	524	22	10	1010

WHEN STARTING THE GAME

#	Player	GP	GS	Min	Avg	FG	FGA	Pct	3FG	FGA	Pct	FT	FTA	Pct	Off	Def	Tot	Avg	PF	FO	A	TO	Blk	Stl	Pts	Avg
00	Miller-McIntyre,Codi	24	24	756	31.5	126	286	.441	12	45	.267	83	130	.638	23	95	118	4.9	43	0	94	66	10	24	347	14.5
02	Thomas,Devin	24	24	677	28.2	108	217	.498	0	0	.000	89	152	.586	70	164	234	9.8	67	4	41	67	24	19	305	12.7
44	Mitoglou,Dinos	6	6	132	22.0	20	45	.444	10	22	.455	13	16	.813	10	20	30	5.0	14	0	2	6	5	3	63	10.5
10	Wilbekin,Mitchell	18	18	538	29.9	47	125	.376	34	88	.386	26	35	.743	6	37	43	2.4	32	0	33	14	2	25	154	8.6
25	Hudson,Cornelius	7	7	153	21.9	18	41	.439	9	26	.346	9	13	.692	5	20	25	3.6	13	0	7	10	1	11	54	7.7
13	Leonard,Darius	18	18	338	18.8	36	93	.387	16	53	.302	7	13	.538	13	30	43	2.4	35	0	9	5	8	4	95	5.3
01	Jones,Madison	6	6	161	26.8	8	22	.364	0	1	.000	9	21	.429	3	16	19	3.2	12	0	18	19	3	7	25	4.2
11	McClinton,Greg	14	14	237	16.9	21	43	.488	0	0	.000	13	20	.650	19	28	47	3.4	26	0	14	19	5	8	55	3.9
33	Rountree,Aaron	3	3	61	20.3	1	8	.125	1	2	.500	0	1	.000	4	2	6	2.0	5	0	6	5	3	2	3	1.0
	Total.....	24				385	880	.438	82	237	.346	249	401	.621	153	412	565	23.5	247	4	224	211	61	103	1101	45.9
	Opponents.....	24				444	977	.454																		

WAKE FOREST vs. MIAMI >> FEB. 11, 2015

<< WAKE FOREST GAME-BY-GAME STATISTICS >>

Opponent	Date	Score	W/L	FG-FGA		3-PTRS		FT-FTA		REBOUNDS				PF	A	TO	Blk	Stl	Pts	Avg
				Pct	Pct	3FG-FGA	Pct	Pct	Pct	Off	Def	Tot	Avg							
UNC ASHEVILLE	11/14/14	80-69	W	22-44	.500	4-12	.333	32-45	.711	12	37	49	49.0	24	14	24	5	6	80	80.0
at Tulane	11/17/14	71-49	W	29-61	.475	5-13	.385	8-14	.571	14	33	47	48.0	21	14	18	4	9	71	75.5
at Arkansas	11/19/14	53-83	L	19-59	.322	1-18	.056	14-18	.778	16	20	36	44.0	16	11	20	0	4	53	68.0
IONA	11/21/14	81-85	L	28-72	.389	6-19	.316	19-28	.679	21	34	55	46.8	21	10	14	7	4	81	71.2
NICHOLLS	11/24/14	75-48	W	21-49	.429	5-17	.294	28-36	.778	13	29	42	45.8	20	16	17	6	7	75	72.0
MOUNT ST. MARY'S	11/26/14	83-49	W	30-56	.536	8-14	.571	15-25	.600	13	32	45	45.7	19	18	9	4	7	83	73.8
DELAWARE STATE	11/28/14	65-72	L	21-59	.356	4-15	.267	19-27	.704	10	24	34	44.0	16	14	8	6	13	65	72.6
MINNESOTA	12/02/14	69-84	L	22-54	.407	7-19	.368	18-31	.581	10	21	31	42.4	15	9	18	2	13	69	72.1
at NC State	12/06/14	65-78	L	22-57	.386	5-16	.313	16-30	.533	9	22	31	41.1	27	10	11	2	5	65	71.3
SAMFORD	12/14/14	86-68	W	30-61	.492	5-12	.417	21-32	.656	19	23	42	41.2	14	17	13	5	12	86	72.8
vs. Florida	12/20/14	50-63	L	17-46	.370	6-19	.316	10-19	.526	10	26	36	40.7	17	13	24	3	6	50	70.7
BUCKNELL	12/22/14	60-53	W	17-47	.362	6-18	.333	20-35	.571	15	26	41	40.8	22	9	13	9	11	60	69.8
at Richmond	12/28/14	65-63	W	25-58	.431	8-18	.444	7-12	.583	12	25	37	40.5	17	15	13	2	6	65	69.5
PRINCETON	12/31/14	80-66	W	26-61	.426	10-23	.435	18-24	.750	12	33	45	40.8	13	21	10	4	8	80	70.2
LOUISVILLE	01/04/15	76-85	L	28-53	.528	3-15	.200	17-32	.531	8	28	36	40.5	22	15	12	5	4	76	70.6
DUKE	01/07/15	65-73	L	28-61	.459	2-13	.154	7-10	.700	4	27	31	39.9	17	16	11	4	8	65	70.2
GEORGIA TECH	01/10/15	76-69	W	25-51	.490	7-19	.368	19-31	.613	15	26	41	39.9	15	13	17	5	7	76	70.6
at Syracuse	1/13/15	83-86	Lot	30-62	.484	9-25	.360	14-19	.737	11	32	43	40.1	21	20	13	3	5	83	71.3
NORTH CAROLINA	01/21/15	71-87	L	24-60	.400	7-24	.292	16-26	.615	13	21	34	39.8	17	16	14	1	6	71	71.3
at Clemson	1/24/15	57-59	L	19-61	.311	6-20	.300	13-21	.619	14	31	45	40.0	25	9	10	3	4	57	70.6
at Florida State	01/28/15	76-82	L2ot	24-70	.343	8-27	.296	20-29	.690	22	22	44	40.2	24	12	10	2	7	76	70.8
VIRGINIA TECH	01/31/15	73-70	W	25-55	.455	7-25	.280	16-27	.593	15	21	36	40.0	20	15	9	8	4	73	70.9
NC STATE	02/03/15	88-84	W	29-51	.569	10-20	.500	20-32	.625	4	31	35	39.8	20	18	13	11	6	88	71.7
at Georgia Tech	2/7/15	59-73	L	7-28	.250	3-13	.231	11-14	.786	5	6	11	16.0	7	5	3	4	0	28	25.3
Wake Forest		606		195-492	.396	64-210	.305	152-219	.694	151	233	384	16.0	210	113	119	44	63	606	25.3
Opponents		455		163-400	.408	35-133	.263	94-163	.577	116	215	331	13.8	217	84	99	34	56	455	19.0

<< OPPONENT GAME-BY-GAME STATISTICS >>

Opponent	Date	Score	W/L	FG-FGA		3-PTRS		FT-FTA		REBOUNDS				PF	A	TO	Blk	Stl	Pts	Avg
				Pct	Pct	3FG-FGA	Pct	Pct	Pct	Off	Def	Tot	Avg							
UNC ASHEVILLE	11/14/14	80-69	W	20-62	.323	6-26	.231	23-28	.821	8	17	25	25.0	30	7	12	2	13	69	69.0
at Tulane	11/17/14	71-49	W	15-50	.300	1-20	.050	18-28	.643	8	21	29	27.0	17	8	16	2	9	49	59.0
at Arkansas	11/19/14	53-83	L	32-61	.525	7-15	.467	12-18	.667	11	25	36	30.0	19	18	12	4	13	83	67.0
IONA	11/21/14	81-85	L	30-63	.476	13-33	.394	12-24	.500	7	27	34	31.0	21	18	12	5	8	85	71.5
NICHOLLS	11/24/14	75-48	W	18-45	.400	2-12	.167	10-19	.526	3	18	21	29.0	24	9	18	4	12	48	66.8
MOUNT ST. MARY'S	11/26/14	83-49	W	18-51	.353	6-28	.214	7-16	.438	8	21	29	29.0	23	9	13	7	5	49	63.8
DELAWARE STATE	11/28/14	65-72	L	27-55	.491	8-21	.381	10-15	.667	7	31	38	30.3	21	11	18	8	6	72	65.0
MINNESOTA	12/02/14	69-84	L	30-61	.492	12-24	.500	12-14	.857	10	27	37	31.1	22	18	20	3	14	84	67.4
at NC State	12/06/14	65-78	L	26-47	.553	4-13	.308	22-33	.667	6	33	39	32.0	24	11	15	7	4	78	68.6
SAMFORD	12/14/14	86-68	W	26-55	.473	8-22	.364	8-11	.727	8	18	26	31.4	24	10	18	3	8	68	68.5
vs. Florida	12/20/14	50-63	L	21-51	.412	6-23	.261	15-23	.652	8	23	31	31.4	17	12	15	4	17	63	68.0
BUCKNELL	12/22/14	60-53	W	14-49	.286	5-22	.227	20-26	.769	13	22	35	31.7	30	8	16	2	4	53	66.8
at Richmond	12/28/14	65-63	W	27-58	.466	2-19	.105	7-13	.538	10	23	33	31.8	12	15	10	5	9	63	66.5
PRINCETON	12/31/14	80-66	W	26-57	.456	8-27	.296	6-12	.500	2	25	27	31.4	13	16	8	4	6	66	66.4
LOUISVILLE	01/04/15	76-85	L	31-62	.500	7-17	.412	16-25	.640	10	25	35	31.7	25	15	7	4	8	85	67.7
DUKE	01/07/15	65-73	L	26-59	.441	8-18	.444	13-17	.765	9	30	39	32.1	11	12	14	4	5	73	68.0
GEORGIA TECH	01/10/15	76-69	W	28-61	.459	5-14	.357	8-17	.471	12	17	29	31.9	24	13	12	4	8	69	68.1
at Syracuse	1/13/15	83-86	Lot	30-72	.417	9-21	.429	17-26	.654	15	24	39	32.3	15	20	8	2	10	86	69.1
NORTH CAROLINA	01/21/15	71-87	L	35-58	.603	3-9	.333	14-22	.636	7	29	36	32.5	20	16	12	4	10	87	70.0
at Clemson	1/24/15	57-59	L	20-57	.351	4-18	.222	15-27	.556	12	31	43	33.0	18	8	7	8	8	59	69.4
at Florida State	01/28/15	76-82	L2ot	27-58	.466	5-13	.385	23-30	.767	11	28	39	33.3	20	13	11	9	7	82	70.0
VIRGINIA TECH	01/31/15	73-70	W	22-51	.431	9-26	.346	17-20	.850	10	22	32	33.3	26	14	11	0	4	70	70.0
NC STATE	02/03/15	88-84	W	31-75	.413	10-30	.333	12-18	.667	17	25	42	33.7	24	12	11	0	5	84	70.7
at Georgia Tech	2/7/15	59-73	L	10-22	.455	2-6	.333	6-12	.500	6	12	18	13.8	10	5	3	1	0	28	19.0
Opponents		455		163-400	.408	35-133	.263	94-163	.577	116	215	331	13.8	217	84	99	34	56	455	19.0
Wake Forest		606		195-492	.396	64-210	.305	152-219	.694	151	233	384	16.0	210	113	119	44	63	606	25.3

WAKE FOREST vs. MIAMI >> FEB. 11, 2015

<< INDIVIDUAL & TEAM SUPERLATIVES >>

INDIVIDUAL	WAKE FOREST	OPPONENT
Points scored	31, Devin Thomas vs. Louisville (1.4)	35, Rakeem Christmas of Syracuse (1.13)
*Points scored/half	17 (2nd), Devin Thomas vs. Louisville (1.4)	20 (1st), Andrew Rowsey of UNC Asheville (11.14) 20 (2nd), Chris Jones of Louisville (1.4)
Offensive rebounds	7, Devin Thomas at Florida State (1.28)	4, 4 times (last: Christmas & Roberson of Syracuse, 1.13)
Defensive rebounds	16, Devin Thomas vs. Iona (11.21)	15, Kendall Gray of Delaware State (11.28)
Total rebounds	18, Devin Thomas vs. Iona (11.21)	16, Kendall Gray of Delaware State (11.28)
Field goals	12, Devin Thomas vs. Duke (1.7)	13, Rakeem Christmas of Syracuse (1.13)
Field goal attempts	23, Codi Miller-McIntyre vs. Iona (11.21)	21, Andrew Rowsey of UNC Asheville (11.14) 21, Rakeem Christmas of Syracuse (1.13)
Field goal percentage (min. 5 made)	100.0 (7-7), Codi Miller-McIntyre vs. Virginia Tech (1.31)	.714 (5-7), Jacorey Williams of Arkansas (11.19)
Field goal percentage (min. 10 made)	.786 (11-14), Devin Thomas vs. Louisville (1.4)	.619 (13-21), Rakeem Christmas of Syracuse (1.13)
3-Point field goals	5, Cornelius Hudson at Florida State (1.28)	7, Andre Hollins of Minnesota (12.2)
3-Point field goal attempts	11, Cornelius Hudson at Florida State (1.28)	13, Chris Hass of Bucknell (12.22)
3-Point FG percentage (min. 4 made)	.667 (4-6), Darius Leonard vs. Iona (11.21)	.700 (7-10), Andre Hollins of Minnesota (12.2)
Free throws	11, Devin Thomas vs. UNC Asheville (11.14)	10, Chris Hass of Bucknell (12.22)
Free throw attempts	19, Devin Thomas vs. UNC Asheville (11.14)	12, Rakeem Christmas of Syracuse (1.13)
Free throw percentage (min. 6 made)	100.0 (7-7), Cornelius Hudson vs. Nicholls (11.24)	100.0 (10-10) Chris Hass of Bucknell (12.22)
Assists	11, Codi Miller-McIntyre vs. Princeton (12.31)	10, Chris Jones of Louisville (1.4)
Steals	5, Codi Miller-McIntyre vs. Bucknell (12.22)	8, Carlos Morris of Minnesota (12.2)
Turnovers	10, Devin Thomas vs. Florida (12.20)	6, Carlos Morris of Minnesota (12.2)
Blocked shots	3, Dinos Mitoglou vs. Nicholls (11.24) 3, Aaron Rountree vs. Bucknell (12.22)	8, Kendall Gray of Delaware State (11.28)
Minutes played (regulation game)	38, Codi Miller-McIntyre at Richmond (12.28) 38, Codi Miller-McIntyre vs. Duke (1.7)	40, Kendall Gray of Delaware State (11.28)
Minutes played (overtime game)	43, Codi Miller-McIntyre at Syracuse (1.13)	49, Devon Bookert of Florida State (1.28)

TEAM	WF HIGH	WF LOW	OPP HIGH	OPP LOW
Points scored	88 vs. NC State (2.3)	50 vs. Florida (12.20)	87 by North Carolina (1.21)	48 by Nicholls (11.24)
*Points in one half	51 (1st) vs. NC State (2.3)	22 (1st) at Georgia Tech (2.7)	54 (2nd) by NC State (2.3)	20 (1st), 3 times (last: Bucknell, 12.22)
Victory margin	34 (83-49) vs. Mt. St. Mary's (11.26)	2 (65-63) at Richmond (12.28)	30 (83-53) by Arkansas (11.19)	2 (59-57) by Clemson (1.24)
Field goals	30, 3 times (last: at Syracuse, 1.13)	17 vs. Florida (12.20) 17 vs. Bucknell (12.22)	35 by North Carolina (1.21)	14 by Bucknell (12.22)
Field goal attempts	72 vs. Iona (11.21)	44 vs. UNC Asheville (11.14)	75 by NC State (2.3)	45 by Nicholls (11.24)
Field goal percentage	.569 (29-51) vs. NC State (2.3)	.297 (19-64) at Georgia Tech (2.7)	.603 (35-58) by North Carolina (1.21)	.286 (14-49) by Bucknell (12.22)
*Single-half FG %	.607 (17-28, 2nd) at Tulane (11.17)	.200 (6-30, 1st) at Georgia Tech (2.7)	.708 (17-24, 2nd) by NC State (12.6)	.150 (3-20, 2nd) by Tulane (11.17)
3-Point field goals	10 vs. Princeton (12.31) 10 vs. NC State (2.3)	1 at Arkansas (11.19)	13 by Iona (11.21)	1 by Tulane (11.17)
3-Point FG attempts	27 at Florida State (1.28)	12 vs. UNC Asheville (11.14) 12 vs. Samford (12.14)	33 by Iona (11.21)	9 by North Carolina (1.21)
3-Point FG percentage	.571 (8-14) vs. Mt. St. Mary's (11.26)	.056 (1-18) at Arkansas (11.19)	.500 (12-24) by Minnesota (12.2)	.050 (1-20) by Tulane (11.17)
Free throws	32 vs. UNC Asheville (11.14)	7 at Richmond (12.28) 7 vs. Duke (1.7)	23 by UNC Asheville (11.14) 23 by Florida State (1.28)	6 by Princeton (12.31)
Free throw attempts	45 vs. UNC Asheville (11.14)	10 vs. Duke (1.7)	33 by NC State (12.6)	11 by Samford (12.14)
Free throw percentage	.824 (14-17) at Georgia Tech (2.7)	.526 (10-19) vs. Florida (12.20)	.857 (12-14) by Minnesota (12.2)	.438 (7-16) by Mt. St. Mary's (11.26)
Offensive rebounds	22 at Florida State (1.28)	4 vs. Duke (1.7) 4 vs. NC State (2.3)	17 by NC State (2.3)	3 by Nicholls (11.24)
Defensive rebounds	37 vs. UNC Asheville (11.14)	20 at Arkansas (11.19)	33 by NC State (12.6)	17 by UNC Asheville (11.14) 17 by Georgia Tech (1.10)
Total rebounds	55 vs. Iona (11.21)	26 at Arkansas (11.19)	43 by Clemson (1.24)	21 by Nicholls (11.24)
Rebound margin	+24 (49-25) vs. UNC Asheville (11.14)		+8, 3 times (last: by Georgia Tech, 2.7)	
Personal fouls	27 at NC State (12.6)	14 vs. Samford (12.14) 14 at Georgia Tech (2.7)	30 by UNC Asheville (11.14) 30 by Bucknell (12.22)	11 by Duke (1.7)
DQs	2 at NC State (12.6)	0, 19 times	2, 3 times (last: Louisville, 1.4)	0, 13 times
Assists	21, vs. Princeton (12.31)	9 vs. Minnesota (12.2) 9 at Clemson (1.24)	20 by Syracuse (1.13)	7 by UNC Asheville (11.14)
Turnovers	24 vs. UNC Asheville (11.14) 24 vs. Florida (12.20)	8 vs. Delaware State (11.28)	20 by Minnesota (12.2)	7 by Louisville (1.4) 7 by Clemson (1.24)
Blocked shots	11 vs. NC State (2.3)	0 at Arkansas (11.19)	9 by Florida State (1.28)	0 by Virginia Tech (1.31) 0 by NC State (2.3)
Steals	13 vs. Delaware State (11.28) 13 vs. Minnesota (12.2)	4, 6 times (last: at Georgia Tech, 2.7)	17 by Florida (12.20)	4, 4 times (last: Georgia Tech, 2.7)
Double-figure scorers	5 vs. Iona (11.21)	1 at Arkansas (11.19)	6, 3 times (last: Virginia Tech, 1.31)	1, 4 times (last: Bucknell, 12.22)
Players to score	15 vs. Mt. St. Mary's (11.26)	7, 4 times (last: vs. Va. Tech, 1.31)	12 by Arkansas (11.19)	6 by Louisville (1.4) 6 by Syracuse (1.13)

* Does not include overtime periods

<< MISCELLANEOUS STATISTICS >>

Attendance	G	Total	Avg.
Home	15	143,537	9,570
Home ACC	6	71,560	11,927
Away	8	75,532	9,442
Neutral	1	10,175	10,175
Total	24	229,334	9,556

Miscellaneous	Wake	Opp
Opening tips controlled	13	11
3-second violations	1	3
5-second violations	0	0
10-second violations	0	0
Backcourt violations	2	2
Lane violations	4	6
Defensive goal tending	4	3
Offensive goal tending	1	1
Shot clock expired	6	8
Technical fouls (players)	5	3
Technical fouls (bench)	1	0
Flagrant 1 fouls	1	1

DOUBLE-DOUBLES	2014-15	Career
Devin Thomas	11	20
Dinos Mitoglou	1	1
Codi Miller-McIntyre	0	1
WAKE FOREST	12	22
OPPONENTS	5	

DOUBLE-FIGURE SCORING	2014-15	Career
Codi Miller-McIntyre	18	49
Devin Thomas	16	48
Cornelius Hudson	9	9
Dinos Mitoglou	9	9
Mitchell Wilbekin	9	9
Darius Leonard	7	7
Madison Jones	3	3
Greg McClinton	2	2
Madison Jones	0	5
Aaron Rountree III	0	1
WAKE FOREST	68	137
OPPONENTS	68	

30-POINT SCORING GAMES	2014-15	Career
Devin Thomas	1	1
WAKE FOREST	1	1
OPPONENTS	2	

20-POINT SCORING GAMES	2014-15	Career
Codi Miller-McIntyre	6	16
Devin Thomas	2	6
Dinos Mitoglou	1	1
WAKE FOREST	9	23
OPPONENTS	13	

DOUBLE-FIGURE REBOUNDS	2014-15	Career
Devin Thomas	13	28
Dinos Mitoglou	1	1
WAKE FOREST	14	29
OPPONENTS	8	

DOUBLE-FIGURE ASSISTS	2014-15	Career
Codi Miller-McIntyre	1	2
WAKE FOREST	1	2
OPPONENTS	1	

5+ ASSIST GAMES	2013-14	Career
Codi Miller-McIntyre	9	22
Madison Jones	4	11
Devin Thomas	1	3
Aaron Rountree III	1	1
Mitchell Wilbekin	1	1
WAKE FOREST	16	37
OPPONENTS	13	

8+ ASSIST GAMES	2014-15	Career
Codi Miller-McIntyre	3	6
Madison Jones	1	2
WAKE FOREST	4	8
OPPONENTS	3	

FIRST POINTS / FIRST SUBSTITUTION							STARTERS				
Opponent	1st Pts	How	Time	Opp	1st Sub	Time	G	G	F	F	F
UNC Asheville	M.-McIntyre	Layup	19:23	16:11	Hudson/Leonard/Rountree	17:00	Jones	Miller-McIntyre	McClinton	Mitoglou	Thomas
at Tulane	Thomas	Layup	19:48	19:25	Leonard	17:33	Jones	Miller-McIntyre	McClinton	Mitoglou	Thomas
at Arkansas	Jones	Jumper	18:08	19:47	Leonard	16:02	Jones	Miller-McIntyre	McClinton	Mitoglou	Thomas
Iona	Leonard	3-pointer	19:37	19:17	Jones, Mitoglou	14:24	Wilbekin	Miller-McIntyre	Hudson	Leonard	Thomas
Nicholls	Hudson	FT	18:47	17:11	Mitoglou	17:04	Wilbekin	Miller-McIntyre	Hudson	Leonard	Thomas
Mt. St. Mary's	Thomas	Layup	19:01	17:30	Jones, Mitoglou	14:51	Wilbekin	Miller-McIntyre	Hudson	Leonard	Thomas
Delaware State	Wilbekin	Jumper	18:10	19:12	McClinton	17:05	Wilbekin	Miller-McIntyre	Hudson	Leonard	Thomas
Minnesota	M.-McIntyre	Layup	19:42	18:26	Jones	16:57	Wilbekin	Miller-McIntyre	Hudson	Leonard	Thomas
at NC State	Thomas	Layup	18:36	19:42	Mitoglou	17:16	Wilbekin	Miller-McIntyre	Hudson	Leonard	Thomas
Samford	Thomas	Layup	19:44	18:25	5 players	15:22	Wilbekin	Miller-McIntyre	Hudson	Leonard	Thomas
vs. Florida	M.-McIntyre	Jumper	18:49	18:30	McClinton	17:15	Jones	Miller-McIntyre	Rountree	Leonard	Thomas
Bucknell	Leonard	3-pointer	18:04	15:58	McClinton	15:12	Jones	Miller-McIntyre	Rountree	Leonard	Thomas
at Richmond	Thomas	Layup	19:08	19:34	Hudson	16:32	Jones	Miller-McIntyre	McClinton	Leonard	Thomas
Princeton	Thomas	FT	18:54	18:20	Jones, Hudson, Mitoglou	14:54	Wilbekin	Miller-McIntyre	McClinton	Leonard	Thomas
Louisville	McClinton	Layup	19:32	17:48	Jones, Hudson, Mitoglou	14:45	Wilbekin	Miller-McIntyre	McClinton	Leonard	Thomas
Duke	Wilbekin	Jumper	19:50	17:16	Jones, Hudson	14:47	Wilbekin	Miller-McIntyre	McClinton	Leonard	Thomas
Georgia Tech	Thomas	Dunk	19:52	19:18	Hudson	15:34	Wilbekin	Miller-McIntyre	McClinton	Leonard	Thomas
at Syracuse	M.-McIntyre	Jumper	18:31	19:34	Hudson	16:24	Wilbekin	Miller-McIntyre	McClinton	Leonard	Thomas
North Carolina	McClinton	Jumper	17:58	19:50	Jones, Hudson, Mitoglou	15:20	Wilbekin	Miller-McIntyre	McClinton	Leonard	Thomas
at Clemson	Leonard	3-pointer	18:57	18:37	Jones, Hudson, Mitoglou	14:12	Wilbekin	Miller-McIntyre	McClinton	Leonard	Thomas
at Florida State	McClinton	FT	19:26	17:39	Rountree	16:57	Wilbekin	Miller-McIntyre	McClinton	Leonard	Thomas
Virginia Tech	M.-McIntyre	Layup	18:08	16:14	Jones, Hudson	15:20	Wilbekin	Miller-McIntyre	McClinton	Mitoglou	Thomas
NC State	Thomas	Layup	19:46	19:27	Hudson	15:20	Wilbekin	Miller-McIntyre	McClinton	Mitoglou	Thomas
at Georgia Tech	Mitoglou	3-pointer	15:58	19:46	Jones	15:34	Wilbekin	Miller-McIntyre	Rountree	Mitoglou	Thomas

5+ BLOCK GAMES	2014-15	Career
Andre Washington	0	1
Aaron Rountree III	0	1
Devin Thomas	0	1
WAKE FOREST	0	3
OPPONENTS	2	

GAMES LED WAKE IN SCORING	2014-15	Career
Codi Miller-McIntyre	11	21
Devin Thomas	8	20
Dinos Mitoglou	3	3
Cornelius Hudson	2	2
Miles Overton	1	1
Mitchell Wilbekin	1	1
Madison Jones	0	1

GAMES LED WAKE IN REBOUNDING	2014-15	Career
Devin Thomas	20	56
Codi Miller-McIntyre	3	5
Greg McClinton	2	2
Dinos Mitoglou	2	2
Aaron Rountree III	0	1

GAMES LED WAKE IN ASSISTS	2014-15	Career
Codi Miller-McIntyre	15	53
Madison Jones	9	30
Devin Thomas	3	14
Aaron Rountree III	2	4
Mitchell Wilbekin	2	2

DUNKS	2014-15	Career
Devin Thomas	18	46
Aaron Rountree III	7	19
Greg McClinton	7	7
Codi Miller-McIntyre	6	16
Cornelius Hudson	4	4
Andre Washington	4	13
Madison Jones	3	5
Darius Leonard	3	3
Dinos Mitoglou	2	2
Daniel Green	0	2
WAKE FOREST	53	116
OPPONENTS	41	

CHARGES DRAWN	2014-15	Career
Devin Thomas	1	3
Aaron Rountree III	1	1
Codi Miller-McIntyre	0	1
Madison Jones	0	1
WAKE FOREST	2	6
OPPONENTS	9	

OFFENSIVE FOULS COMMITTED	2014-15	Career
Codi Miller-McIntyre	8	20
Devin Thomas	5	25
Andre Washington	3	7
Dinos Mitoglou	3	3
Greg McClinton	2	2
Madison Jones	1	15
Cornelius Hudson	1	1
Mitchell Wilbekin	1	1
Aaron Rountree III	0	3
WAKE FOREST	24	77
OPPONENTS	20	

3-POINT PLAYS	2014-15	Career
Codi Miller-McIntyre	10-13	17-26
4-point plays	1-1	1-1
Devin Thomas	6-11	22-38
Aaron Rountree III	3-3	6-6
Dinos Mitoglou	2-4	2-4
Cornelius Hudson	2-3	2-3
Greg McClinton	2-3	2-3
Mitchell Wilbekin	0-1	0-1
Madison Jones	0-0	4-10
Andre Washington	0-0	1-1
WAKE FOREST	26-39	57-93
OPPONENTS	21-38	

TECHNICAL FOUL FREE THROWS	2014-15	Career
Mitchell Wilbekin	2-2	2-2
WAKE FOREST	2-2	2-2
OPPONENTS	7-8	

TECHNICAL FOULS	2014-15	Career
Devin Thomas	5	10
Aaron Rountree III	0	2
Codi Miller-McIntyre	0	1
Bench	1	1
WAKE FOREST	6	14
OPPONENTS	3	

GAMES MISSED FOR INJURY/ILLNESS	2014-15	Career
Daniel Green	23	89
Aaron Rountree III	7	7
Greg McClinton	0	33
Codi Miller-McIntyre	0	2
Doug Niedrich	0	2
Grant O'Brien	0	1

LARGEST WFU LEAD
41, 80-39 vs. Mount St. Mary's (11/26/14)

LARGEST HALFTIME LEAD
27, 47-20 vs. Nicholls (11/24/14)

LARGEST WFU DEFICIT
35, 77-42 at Arkansas (11/19/14)

LARGEST HALFTIME DEFICIT
14, 44-30 at Arkansas (11/19/14)

LARGEST DEFICIT OVERCOME FOR WIN
6, 10-4 vs. Virginia Tech (1/31/15)

LARGEST HALFTIME DEFICIT OVERCOME FOR WIN
None

LARGEST LEAD BLOWN IN LOSS
15, 19-4 at Florida State (1/28/15)

LARGEST HALFTIME LEAD BLOWN IN LOSS
6, 33-27 at Clemson (1/24/15)
6, 33-27 at Florida State (1/28/15)

MOST PLAYERS TO SCORE
15, vs. Mount St. Mary's (11/26/14)

FEWEST PLAYERS TO SCORE
7, vs. Delaware State (11/28/14)
7, vs. Florida (12/20/14)
7, vs. Bucknell (12/22/14)

MOST PLAYERS IN DOUBLE FIGURES
5, vs. Iona (11/21/14)
5, vs. Princeton (12/31/14)

FEWEST PLAYERS IN DOUBLE FIGURES
1, at Arkansas (11/19/14)

STARTING LINEUPS & RECORDS						
Guard	Guard	Forward	Forward	Forward	W-L	
Jones	Miller-McIntyre	McClinton	Mitoglou	Thomas	2-1	
Wilbekin	Miller-McIntyre	Hudson	Leonard	Thomas	3-4	
Jones	Miller-McIntyre	Rountree	Leonard	Thomas	1-1	
Jones	Miller-McIntyre	McClinton	Leonard	Thomas	1-0	
Wilbekin	Miller-McIntyre	McClinton	Leonard	Thomas	2-6	
Wilbekin	Miller-McIntyre	McClinton	Mitoglou	Thomas	2-0	
Wilbekin	Miller-McIntyre	Rountree	Mitoglou	Thomas	0-1	

WAKE FOREST vs. MIAMI >> FEB. 11, 2015

<< LEADS & SPECIALTY STATS >>

Date	Opponent	W/L	Score	Largest Lead		Ties	LC	Time Led		Paint		Off TOs		2nd Chance		Fastbreak		Bench	
				WF	Opp			WF	Opp	WF	Opp	WF	Opp	WF	Opp	WF	Opp	WF	Opp
N14	UNC Asheville	W	80-69	14	--	0	0	39:23	0:00	34	18	10	21	11	3	2	9	19	17
N17	at Tulane	W	71-49	23	4	2	2	34:28	1:46	44	24	15	20	15	2	6	6	33	16
N19	at Arkansas	L	53-83	1	35	3	2	0:14	37:54	28	38	16	33	14	6	10	15	21	45
N21	Iona	L	81-85	5	13	4	7	6:06	31:22	40	26	15	15	20	2	12	15	26	10
N24	Nicholls	W	75-48	37	1	0	2	38:06	0:41	28	26	22	12	12	2	12	2	33	16
N26	Mt. St. Mary's	W	83-49	41	--	0	0	38:59	0:00	30	22	13	13	7	9	11	5	42	28
N28	Delaware State	L	65-72	5	7	4	8	14:01	24:01	26	30	15	6	3	8	13	8	28	11
D2	Minnesota	L	69-84	2	19	1	1	1:52	36:46	28	34	24	24	8	13	18	8	38	12
D6	at NC State	L	65-78	6	15	5	6	8:57	28:45	32	26	19	13	10	7	10	21	19	21
D14	Samford	W	86-68	24	--	0	0	39:44	0:00	48	28	23	11	16	8	22	2	33	22
D20	vs. Florida	L	50-63	3	14	3	3	3:47	32:58	16	26	11	25	7	9	4	4	13	22
D22	Bucknell	W	60-53	17	--	0	0	38:04	0:00	16	16	13	5	7	9	7	0	17	20
D28	at Richmond	W	65-63	10	4	7	9	27:52	7:28	28	40	9	11	11	10	10	4	22	8
D31	Princeton	W	80-66	18	3	3	6	33:10	5:04	26	34	8	16	12	5	19	5	33	12
J4	Louisville	L	76-85	5	13	2	5	6:04	32:16	44	34	13	16	5	11	14	10	9	16
J7	Duke	L	65-73	6	10	4	3	5:06	34:20	42	34	13	15	4	14	20	6	19	17
J10	Georgia Tech	W	76-69	10	4	4	6	33:28	4:45	30	38	16	16	19	11	7	6	25	23
J13	at Syracuse	L (ot)	83-86	9	10	9	14	17:28	19:48	28	30	9	18	10	14	8	12	31	3
J21	North Carolina	L	71-87	2	18	6	2	0:50	36:06	26	50	16	15	13	10	6	10	25	15
J24	at Clemson	L	57-59	12	2	3	1	37:10	0:25	18	26	6	9	15	12	4	5	15	18
J28	at Florida St.	L (2ot)	76-82	15	6	10	11	34:20	7:06	26	32	17	11	12	10	8	5	31	20
J31	Virginia Tech	W	73-70	10	6	2	4	29:12	7:25	34	24	13	11	14	4	6	4	15	34
F3	NC State	W	88-84	24	1	1	2	37:54	0:25	30	38	7	16	5	21	15	3	31	21
F7	at Georgia Tech	L	59-73	--	23	0	0	0:00	39:46	24	30	1	10	6	5	9	22	28	28
F11	Miami																		
F14	at Virginia																		
F17	at Notre Dame																		
F25	Virginia																		
M1	Pittsburgh																		
M4	at Duke																		
M7	at Boston College																		
SEASON TOTALS										726	724	324	362	255	245	343	187	606	455
SEASON AVERAGES										30.3	30.2	13.5	15.1	10.6	10.2	14.3	7.8	25.3	19.0

<< PLUS/MINUS STATISTICS >>

Opponent	Green	Hudson	Jones	Leonard	McClinton	M.-McIntyre	Mitoglou	Rountree III	Thomas	Washington	Watson	Wilbekin
UNC Asheville	DNP	-5	+21	-2	+1	+3	+14	-12	+20	DNP	DNP	+10
at Tulane	DNP	+5	+20	+14	+10	+22	-3	+8	+24	+1	-1	+11
at Arkansas	DNP	-6	-32	-15	+1	-25	-23	+2	-24	+0	+2	-16
Iona	DNP	+1	-18	+0	+1	+4	-3	-5	+3	DNP	DNP	-3
Nicholls	DNP	+24	+16	+9	+15	+17	+22	+17	+12	-3	+2	+22
Mount St. Mary's	DNP	+31	+21	+15	+14	+26	+23	+15	+12	+6	+9	+24
Delaware State	DNP	-15	-3	-3	+4	-6	+8	-10	-10	DNP	-7	+7
Minnesota	DNP	-16	-8	-10	-3	-15	+1	-3	-17	DNP	DNP	-10
at NC State	DNP	-15	+0	-19	+0	-11	+8	-8	-14	+6	DNP	-11
Samford	DNP	+14	+5	+11	-1	+20	+3	+1	+17	-1	-3	+24
vs. Florida	DNP	DNP	-19	-2	-1	-19	-10	+0	-15	DNP	DNP	DNP
Bucknell	DNP	-1	+6	-4	+9	+14	-3	+0	+10	+2	+2	DNP
at Richmond	DNP	+11	-8	-4	+5	+6	+1	DNP	-5	DNP	+1	DNP
Princeton	DNP	+6	-2	+4	+7	+22	+17	DNP	+21	-3	DNP	+8
Louisville	DNP	-17	-10	+8	+3	-11	-14	DNP	+4	-9	DNP	+4
Duke	DNP	-6	-1	-6	-2	-10	+1	DNP	-11	+0	DNP	-5
Georgia Tech	DNP	+1	+7	+5	+6	-1	-1	DNP	+4	+6	DNP	+8
at Syracuse	DNP	-8	+6	-14	-2	+5	+3	DNP	+3	+3	DNP	-9
North Carolina	DNP	-7	-7	-7	-2	-16	-13	DNP	-11	-3	DNP	-14
at Clemson	DNP	-5	-13	+1	+8	-2	+1	-3	-1	-2	DNP	+7
at Florida State	DNP	+4	+9	-10	-7	-13	+14	-4	-11	+9	DNP	-21
Virginia Tech	DNP	-7	-8	-9	+5	+6	+15	-6	+10	+0	DNP	+9
NC State	DNP	-7	+3	+2	+14	-1	+15	-5	+4	+4	DNP	-9
at Georgia Tech	+1	+9	-3	-8	DNP	-29	-10	-23	-16	+7	+7	-13
Miami												
at Virginia												
at Notre Dame												
Virginia												
Pittsburgh												
at Duke												
at Boston College												
SEASON CUME	+1	-18	-15	-36	+84	+15	+76	-13	+25	+18	+5	+37

WAKE FOREST vs. MIAMI >> FEB. 11, 2015



EXHIBITION GAME	
NOVEMBER 7, 2014	
YOUNG HARRIS	71
WAKE FOREST	96
<i>LJVM Coliseum (5,206) Winston-Salem, N.C.</i>	

YOUNG HARRIS	fg	3fg	ft	o-d-t	pf	TP	a	to	bs	s	mp
01 Mike*	4-8	0-1	4-8	3-2-5	2	12	1	3	1	1	31
24 Altidor*	9-18	0-0	1-4	6-3-9	4	19	1	1	2	1	23
02 Wilson*	2-9	0-4	4-5	0-5-5	2	8	4	0	2	2	36
05 Johnson*	3-12	1-3	6-6	0-4-4	4	13	2	6	0	3	21
10 Lawrence*	3-10	1-5	0-0	2-3-5	1	7	0	3	0	1	34
12 Walker	0-5	0-2	3-4	2-5-7	1	3	2	2	0	1	24
23 Waterhouse	2-7	1-4	0-0	0-1-1	5	5	1	4	0	2	21
25 Underwood	0-0	0-0	0-0	0-0-0	0	0	0	0	0	0	1
30 Coleman	0-1	0-1	0-0	0-0-0	0	0	0	0	0	0	1
32 Charles	2-2	0-0	0-0	1-0-1	1	4	0	0	0	0	6
34 Pack	0-0	0-0	0-0	0-1-1	0	0	0	0	0	0	1
42 Goff	0-0	0-0	0-0	0-0-0	0	0	0	0	0	0	1
TEAM				3-1-4							

Totals.....	25-72	3-20	18-27	17-25-42	20	71	11	23	3	11	200
-------------	-------	------	-------	----------	----	----	----	----	---	----	-----

WAKE	fg	3fg	ft	o-d-t	pf	TP	a	to	bs	s	mp
02 Thomas*	12-12	0-0	2-3	3-8-11	3	26	2	2	4	0	24
11 McClinton*	1-2	0-0	0-0	0-0-0	3	2	2	1	0	1	13
44 Mitoglou*	4-8	0-3	1-2	0-4-4	3	9	0	0	1	2	16
00 M.-McIntyre*	6-10	1-3	1-4	2-6-8	0	14	6	2	0	0	31
01 Jones*	7-11	0-0	2-4	1-2-3	4	16	3	2	0	2	18
10 Wilbekin	1-3	0-1	0-0	0-0-0	1	2	0	0	0	3	12
13 Leonard	1-4	0-1	0-0	0-0-0	3	2	0	3	0	0	6
20 Overton	3-7	0-3	0-0	0-0-0	2	6	4	2	0	1	18
23 Watson	1-3	0-2	0-0	0-0-0	0	2	0	0	0	1	3
25 Hudson	4-6	1-2	2-2	0-5-5	2	11	1	3	0	1	18
31 Washington	0-1	0-0	3-4	1-5-6	2	3	1	0	0	0	11
33 Rountree	1-4	0-0	1-2	2-4-6	2	3	4	2	0	4	19
35 Prendergast	0-1	0-1	0-0	0-0-0	0	0	0	0	0	0	1
43 VanHorn	0-0	0-0	0-0	0-0-0	0	0	0	0	0	0	5
45 Rike	0-1	0-0	0-0	0-0-0	0	0	0	0	0	0	1
51 O'Brien	0-0	0-0	0-0	0-0-0	0	0	1	0	0	0	3
52 Niedrich	0-0	0-0	0-0	1-0-1	0	0	0	0	0	0	1
TEAM				1-4-5							

Totals.....	41-73	2-16	12-21	11-38-49	25	96	22	20	5	15	200
-------------	-------	------	-------	----------	----	----	----	----	---	----	-----

	1st	2nd	Total	FG%	3FG%	FT%
Young Harris	32	39	71	34.7	15.0	66.7
Wake Forest	49	47	96	56.2	12.5	57.1

Points in the paint-YHC 36,WF 76. Points off turnovers-YHC 16,WF 26.
2nd chance points-YHC 14,WF 13. Fast break points-YHC 11,WF 20.
Bench points-YHC 12,WF 29. Score tied-1 time. Lead changed-0 times.
Largest lead-YHC None, WF by 29 2nd-03:18.
YHC led for 00:00. WF led for 39:17. Game was tied for 00:43.
Officials: Bryan Kersey, Raymond Styons, Tim Ebersole



GAME #3	
NOVEMBER 19, 2014	
WAKE FOREST	53
ARKANSAS	83
<i>Bud Walton Arena (14,574) Fayetteville, Ark.</i>	

WAKE (2-1)	fg	3fg	ft	o-d-t	pf	TP	a	to	bs	s	mp
02 Thomas*	8-11	0-0	3-4	4-6-10	1	19	1	6	0	0	30
11 McClinton*	0-2	0-0	2-2	1-0-1	1	2	0	0	0	0	14
44 Mitoglou*	0-5	0-1	0-0	1-2-3	2	0	0	0	0	0	15
00 M.-McIntyre*	2-10	0-2	1-3	2-3-5	0	5	3	1	0	1	32
01 Jones*	3-6	0-0	0-0	2-0-2	2	6	2	4	0	1	22
10 Wilbekin	0-6	0-4	2-2	1-0-1	3	2	2	1	0	0	18
13 Leonard	2-6	0-3	2-2	3-3-6	2	6	0	2	0	0	17
20 Overton	1-6	0-4	2-3	0-0-0	2	4	0	5	0	1	15
23 Watson	0-0	0-0	0-0	0-1-1	0	0	1	0	0	0	3
25 Hudson	1-4	1-4	0-0	0-1-1	0	3	2	1	0	0	16
31 Washington	1-1	0-0	2-2	1-0-1	1	4	0	0	0	0	4
33 Rountree	1-2	0-0	0-0	0-2-2	2	2	2	0	0	1	14
TEAM				1-2-3							

Totals.....	19-59	1-18	14-18	16-20-36	16	53	11	20	0	4	200
-------------	-------	------	-------	----------	----	----	----	----	---	---	-----

ARKANSAS (2-0)	fg	3fg	ft	o-d-t	pf	TP	a	to	bs	s	mp
02 Harris*	3-7	0-1	4-4	1-1-2	1	10	0	0	1	1	19
10 Portis*	5-12	0-1	0-0	2-5-7	0	10	2	0	2	2	22
00 Madden*	4-6	2-3	1-2	1-2-3	2	11	3	3	0	0	20
05 Bell*	1-3	1-3	0-0	0-0-0	3	3	1	0	1	0	16
24 Qualls*	2-5	0-1	0-0	0-2-2	1	4	0	1	0	1	18
01 Thompson	0-2	0-0	0-0	1-0-1	1	0	0	1	0	0	6
04 Durham	1-3	1-2	3-4	3-2-5	2	6	2	0	1	1	16
14 Babb	2-2	1-1	0-0	1-0-1	0	5	0	0	0	0	8
21 Watkins	0-0	0-0	2-2	0-4-4	2	2	1	0	0	0	19
22 Williams	5-7	0-0	0-0	0-5-5	1	10	4	1	0	0	17
31 Beard	4-7	2-3	0-0	1-0-1	2	10	0	0	0	1	16
33 Kingsley	4-5	0-0	2-6	1-1-2	1	10	1	2	1	2	15
55 Miles	1-2	0-0	0-0	0-1-1	3	2	1	0	0	0	8
TEAM				0-2-2							

Totals.....	32-61	7-15	12-18	11-25-36	19	83	18	12	4	13	200
-------------	-------	------	-------	----------	----	----	----	----	---	----	-----

Points in the paint-WF 28,AR 38. Points off turnovers-WF 16,AR 33.
2nd chance points-WF 14,AR 6. Fast break points-WF 10,AR 15.
Bench points-WF 21,AR 45. Score tied-3 times. Lead changed-2 times.
Largest lead-WF by 1 1st-14:19, AR by 35 2nd-06:15.
WF led for 00:14. AR led for 37:54. Game was tied for 01:51.
Officials: Jeffery Clark, Roger Ayers, Jamie Luckie



GAME #1	
NOVEMBER 14, 2014	
UNC ASHEVILLE	69
WAKE FOREST	80
<i>LJVM Coliseum (9,834) Winston-Salem, N.C.</i>	

UNCA (0-1)	fg	3fg	ft	o-d-t	pf	TP	a	to	bs	s	mp
21 Zilli*	1-1	0-0	0-0	0-1-1	5	2	0	0	0	0	7
31 Hughes*	2-9	2-7	2-2	0-3-3	4	8	0	2	1	2	23
13 Robertson*	2-6	2-5	4-5	0-1-1	4	10	1	2	0	2	30
15 Rowsey*	9-21	2-7	6-6	1-0-1	1	26	3	1	0	6	39
22 Littlejohn*	2-7	0-3	2-2	0-3-3	2	6	1	1	0	1	29
02 Vnuk	0-2	0-0	0-0	0-0-0	3	0	1	1	0	0	6
04 Ubaru	2-5	0-0	6-8	1-1-2	4	10	0	2	0	1	19
10 Vannatta	1-5	0-3	2-3	1-2-3	1	4	1	1	0	0	22
11 Neely	1-4	0-1	1-2	2-2-4	1	3	0	0	0	0	6
45 Roberts	0-2	0-0	0-0	2-4-6	5	0	0	2	1	1	19
TEAM				1-0-1							

Totals.....	20-62	6-26	23-28	8-17-25	30	69	7	12	2	13	200
-------------	-------	------	-------	---------	----	----	---	----	---	----	-----

WAKE (1-0)	fg	3fg	ft	o-d-t	pf	TP	a	to	bs	s	mp
02 Thomas*	7-9	0-0	11-19	2-11-13	3	25	1	4	2	0	34
11 McClinton*	1-2	0-0	0-0	1-3-4	2	2	1	0	1	0	14
44 Mitoglou*	4-7	0-2	9-10	2-6-8	4	17	1	2	2	1	25
00 M.-McIntyre*	3-8	0-0	2-2	1-7-8	4	8	0	5	0	2	30
01 Jones*	2-3	0-1	5-8	1-3-4	1	9	6	2	0	1	30
10 Wilbekin	1-2	1-2	0-0	0-1-1	2	3	2	2	0	0	15
13 Leonard	2-3	1-1	1-2	2-1-3	2	6	0	1	0	1	9
20 Overton	1-2	1-2	0-0	0-1-1	3	3	1	1	0	0	12
25 Hudson	1-6	1-4	4-4	2-4-6	1	7	0	4	1	0	20
33 Rountree	0-2	0-0	0-0	1-0-1	2	0	1	2	0	0	11
TEAM				1-0-1							

Totals.....	22-44	4-12	32-45	12-37-49	24	80	14	24	5	6	200
-------------	-------	------	-------	----------	----	----	----	----	---	---	-----

	1st	2nd	Total	FG%	3FG%	FT%
UNC Asheville	32	37	69	32.3	23.1	82.1
Wake Forest	37	43	80	50.0	33.3	71.1

Points in the paint-AVL 18,WF 34. Points off turnovers-AVL 21,WF 10.
2nd chance points-AVL 3,WF 11. Fast break points-AVL 9,WF 2.
Bench points-AVL 17,WF 19. Score tied-0 times. Lead changed-0 times.
Largest lead-AVL None, WF by 14 2nd-05:26.
AVL led for 00:00. WF led for 39:23. Game was tied for 00:37.
Officials: Les Jones, Scott Arbogast, Tim Comer




GAME #4	
NOVEMBER 21, 2014	
IONA	85
WAKE FOREST	81
<i>LJVM Coliseum (6,809) Winston-Salem, N.C.</i>	

IONA (2-1)	fg	3fg	ft	o-d-t	pf	TP	a	to	bs	s	mp
13 Laury*	4-9	0-1	3-9	0-7-7	4	11	1	2	2	0	28
01 Williams*	5-10	4-8	1-1	4-6-10	5	15	4	1	1	2	33
02 Amayo*	5-8	0-1	0-2	2-2-4	4	10	4	2	1	0	30
04 Casimir*	5-12	1-6	1-2	0-1-1	0	12	0	1	1	1	30
05 English*	9-18	6-12	3-4	0-8-8	3	27	5	4	0	3	36
03 Muhammad	0-2	0-1	3-4	0-2-2	2	3	4	1	0	2	26
11 Ellis	0-0	0-0	0-0	0-0-0	0	0	0	1	0	0	2
32 Hines	2-4	2-4	1-2	0-1-1	3	7	0	0	0	0	15
TEAM				1-0-1							

Totals.....	30-63	13-33	12-24	7-27-34	21	85	18	12	5	8	200
-------------	-------	-------	-------	---------	----	----	----	----	---	---	-----

WAKE (2-2)	fg	3fg	ft	o-d-t	pf	TP	a	to	bs	s	mp
02 Thomas*	2-8	0-0	8-11	2-16-18	5	12	3	2	2	0	34
13 Leonard*	4-8	4-6	1-2	3-1-4	2	13	2				

WAKE FOREST vs. MIAMI >> FEB. 11, 2015



GAME #6	
NOVEMBER 26, 2014	
MOUNT ST. MARY'S	49
WAKE FOREST	83
<i>LJVM Coliseum (7,166)</i>	
<i>Winston-Salem, N.C.</i>	

MSM (1-3)	fg	3fg	ft	o-d-t	pf	TP	a	to	bs	s	mp
13 Krajina*	2-9	0-2	0-0	1-4-5	2	4	0	2	0	0	19
15 Graves*	1-3	0-0	1-2	1-3-4	1	3	0	0	0	2	17
50 Danaher*	0-0	0-0	0-0	0-0-0	3	0	0	1	0	0	7
02 Ashe*	2-6	1-5	0-0	0-0-0	0	5	0	0	0	0	17
03 Robinson*	2-5	0-3	5-7	0-1-1	3	9	4	4	0	1	29
00 Martin	2-7	1-4	0-0	0-2-2	1	5	1	0	0	1	17
01 Sallah	1-1	0-0	0-1	2-1-3	5	2	1	1	4	0	16
04 Nwandu	0-2	0-1	0-0	0-0-0	0	0	0	0	0	0	4
05 McManimon	3-5	3-5	1-2	1-1-2	0	10	0	1	0	0	8
11 Miller	0-1	0-0	0-1	1-1-1	1	0	0	0	1	0	15
12 Glover	2-5	1-4	0-1	0-0-0	3	5	1	2	0	0	17
21 Howard	0-0	0-0	0-0	0-1-1	0	1	0	0	0	0	6
34 Brown	0-4	0-4	0-0	1-3-4	1	0	1	1	0	1	10
35 Wray	3-3	0-0	0-2	1-2-3	3	6	0	1	2	0	18
TEAM				1-2-3							
Totals.....	18-51	6-28	7-16	8-21-29	23	49	9	13	7	5	200

WAKE (4-2)	fg	3fg	ft	o-d-t	pf	TP	a	to	bs	s	mp
02 Thomas*	2-2	0-0	2-4	0-6-6	3	6	1	1	0	0	16
13 Leonard*	3-5	0-1	0-0	0-3-3	3	6	1	1	1	0	16
25 Hudson*	4-7	2-3	0-1	0-4-4	0	10	1	1	0	1	26
00 M-McIntyre*	4-8	0-0	3-4	2-6-8	2	11	7	2	0	0	22
10 Wilbekin*	3-4	2-2	0-0	1-0-1	2	8	1	0	0	1	17
01 Jones	2-2	0-0	2-3	0-1-1	3	6	4	2	0	1	18
11 McClinton	2-3	0-0	2-4	1-0-1	1	6	0	0	0	0	15
20 Overton	0-1	0-1	2-2	0-1-1	1	2	1	1	0	0	4
23 Watson	2-3	2-2	0-0	0-1-1	0	6	0	1	0	2	13
31 Washington	1-3	0-0	3-4	1-1-2	0	5	0	0	0	0	9
33 Rountree	2-3	0-0	0-0	1-2-3	2	4	0	0	2	0	10
35 Prendergast	1-1	0-0	0-0	0-0-0	1	2	0	0	0	0	3
43 VanHorn	0-1	0-0	1-2	0-0-0	0	1	0	0	0	1	4
44 Mitoglou	2-6	1-4	0-1	2-3-5	1	5	2	0	1	1	14
45 Rike	0-1	0-0	0-0	1-1-2	0	0	0	0	0	0	3
51 O'Brien	2-3	1-1	0-0	0-1-1	0	5	0	0	0	0	7
52 Niedrich	0-3	0-0	0-0	2-1-3	0	0	0	0	0	0	3
TEAM				2-1-3							
Totals.....	30-56	8-14	15-25	13-32-45	19	83	18	9	4	7	200

	1st	2nd	Total	FG%	3FG%	FT%
Mount St. Mary's	20	29	49	35.3	21.4	43.8
Wake Forest	44	39	83	53.6	57.1	60.0

Points in the paint-MSM 22,WF 30. Points off turnovers-MSM 13,WF 13.
 2nd chance points-MSM 9,WF 7. Fast break points-MSM 5,WF 11.
 Bench points-MSM 28,WF 42. Score tied-0 times. Lead changed-0 times.
 Largest lead-MSM None, WF by 41 2nd-03:06.
 MSM led for 00:00. WF led for 38:59. Game was tied for 00:59.
 Officials: Brian Dorsey, Bill Covington Jr., Matt Potter



GAME #7	
NOVEMBER 28, 2014	
DELAWARE STATE	72
WAKE FOREST	65
<i>LJVM Coliseum (8,054)</i>	
<i>Winston-Salem, N.C.</i>	

DSU (3-3)	fg	3fg	ft	o-d-t	pf	TP	a	to	bs	s	mp
05 Bell*	1-8	0-5	0-0	0-3-3	5	2	3	1	0	0	31
01 Gray*	6-8	0-0	2-3	1-15-16	4	14	1	3	8	0	40
02 Williams*	4-8	1-3	0-0	1-4-5	0	9	3	2	0	2	26
11 Haywood*	2-3	0-0	0-2	0-1-1	4	4	1	2	0	2	26
44 May*	10-20	6-10	6-6	0-4-4	2	32	1	4	0	2	36
03 Sill	0-1	0-1	0-0	0-0-0	1	0	0	0	0	0	1
10 Walker	2-2	1-1	2-3	0-0-0	3	7	0	2	0	0	7
22 Dickerson	0-1	0-1	0-0	0-0-0	1	0	0	1	0	0	7
35 Hughes	2-3	0-0	0-1	2-0-2	0	4	1	0	0	0	12
55 Burley	0-1	0-0	0-0	1-2-3	1	0	1	3	0	0	14
TEAM				2-2-4							
Totals.....	27-55	8-21	10-15	7-31-38	21	72	11	18	8	6	200

WAKE (4-3)	fg	3fg	ft	o-d-t	pf	TP	a	to	bs	s	mp
02 Thomas*	0-7	0-0	0-0	1-6-7	3	0	3	1	2	3	28
13 Leonard*	1-5	0-1	1-2	3-1-4	0	3	0	0	1	0	14
25 Hudson*	3-7	3-6	1-2	1-4-5	3	10	1	0	0	4	28
00 M-McIntyre*	6-16	0-1	3-4	0-1-1	2	15	1	1	1	0	26
10 Wilbekin*	4-7	1-3	0-0	0-1-1	0	9	3	1	0	2	27
01 Jones	3-5	0-0	4-4	0-1-1	3	10	3	3	0	0	19
11 McClinton	0-1	0-0	0-0	0-1-1	2	0	1	0	0	1	11
23 Watson	0-0	0-0	0-0	1-0-1	1	0	0	0	0	0	3
33 Rountree	3-6	0-0	3-3	2-3-5	2	9	1	1	1	1	24
44 Mitoglou	1-5	0-4	7-12	2-2-4	0	9	1	1	1	2	20
TEAM				0-4-4							
Totals.....	21-59	4-15	19-27	10-24-34	16	65	14	8	6	13	200

	1st	2nd	Total	FG%	3FG%	FT%
Delaware State	36	36	72	49.1	38.1	66.7
Wake Forest	38	27	65	35.6	26.7	70.4

Points in the paint-DSU 30,WF 26. Points off turnovers-DSU 6,WF 15.
 2nd chance points-DSU 8,WF 3. Fast break points-DSU 8,WF 13.
 Bench points-DSU 11,WF 28. Score tied-4 times. Lead changed-8 times.
 Largest lead-DSU by 7 2nd-04:41, WF by 5 1st-04:47.
 DSU led for 24:01. WF led for 14:01. Game was tied for 01:58.
 Officials: Jerry Heater, Tony Greene, Ray Perone



GAME #8	
DECEMBER 2, 2014	
MINNESOTA	84
WAKE FOREST	69
<i>LJVM Coliseum (8,112)</i>	
<i>Winston-Salem, N.C.</i>	

MINN (5-2)	fg	3fg	ft	o-d-t	pf	TP	a	to	bs	s	mp
15 Walker*	4-6	0-0	2-4	3-4-7	1	10	1	3	3	0	23
24 King*	5-9	4-6	0-0	1-3-4	4	14	2	4	0	0	25
01 Hollins*	8-14	7-10	4-4	2-5-7	3	27	0	3	0	1	34
04 Mathieu*	2-5	0-1	2-2	0-3-3	4	6	8	2	0	1	27
11 Morris*	6-10	1-2	2-2	0-3-3	1	15	1	6	0	8	31
02 Mason	2-9	0-3	2-2	0-5-5	1	6	4	0	0	2	27
12 Shell	0-0	0-0	0-0	0-0-0	0	0	0	0	0	0	2
13 Martin	0-1	0-0	0-0	1-1-2	0	0	0	2	0	0	6
21 Konate	0-0	0-0	0-0	0-0-0	0	0	0	0	0	0	2
23 Buggs	0-4	0-2	0-0	1-1-2	3	0	0	0	0	0	8
55 Eliason	3-3	0-0	0-0	2-2-4	3	6	2	0	0	2	15
TEAM				0-1-1							
Totals.....	30-61	12-24	12-14	10-27-37	22	84	18	20	3	14	200

WAKE (4-4)	fg	3fg	ft	o-d-t	pf	TP	a	to	bs	s	mp
02 Thomas*	1-4	0-0	2-4	2-6-8	4	4	0	4	1	2	20
13 Leonard*	0-1	0-1	0-0	0-2-2	1	0	1	0	0	1	16
25 Hudson*	3-6	1-3	0-1	1-0-1	1	7	0	5	0	1	15
00 M-McIntyre*	4-9	0-0	2-4	0-0-0	1	10	2	3	0	0	22
10 Wilbekin*	3-10	3-7	1-3	0-3-3	2	10	1	0	0	1	33
01 Jones	3-6	0-0	2-2	0-0-0	1	8	2	4	0	2	28
11 McClinton	0-0	0-0	0-0	1-1-2	0	0	1	0	0	0	3
20 Overton	3-8	1-4	7-8	1-3-4	1	14	0	0	0	2	21
33 Rountree	2-4	0-0	3-5	4-2-6	2	7	2	1	1	3	21
44 Mitoglou	3-6	2-4	1-4	0-3-3	2	9	0	1	0	1	21
TEAM				1-1-2							
Totals.....	22-54	7-19	18-31	10-21-31	15	69	9	18	2	13	200

	1st	2nd	Total	FG%	3FG%	FT%
Minnesota	32	52	84	49.2	50.0	85.7
Wake Forest	31	38	69	40.7	36.8	58.1

Points in the paint-MINN 34,WF 28. Points off turnovers-MINN 24,WF 24.
 2nd chance points-MINN 13,WF 8. Fast break points-MINN 8,WF 18.
 Bench points-MINN 12,WF 38. Score tied-1 time. Lead changed-1 time.
 Largest lead-MINN by 11 2nd-05:44, WF by 2 1st-19:42.
 MINN led for 36:46. WF led for 01:52. Game was tied for 01:22.
 Officials: Roger Ayers, Les Jones, Raymond Styons Jr.
 Technical Foul: WF-Thomas (8:51, 2nd).



GAME #9	
DECEMBER 6, 2014	
WAKE FOREST	65
NC STATE	78
<i>PNC Arena (16,615)</i>	
<i>Raleigh, N.C.</i>	

WAKE (4-5, 0-1)	fg	3fg	ft	o-d-t	pf	TP	a	to	bs	s	mp
02 Thomas*	4-12	0-3	2-6	0-5-5	5	10	1	3	1	0	24
13 Leonard*	0-3	0-3	0-0	1-1-2	2	0	0	0	0	0	15
25 Hudson*	1-3	1-2	1-2	0-1-1	2	4	0	0	0	0	20
00 M-McIntyre*	1-3	3-8	1-3	3-8	2-5-7	1	22	1	0	0	33
10 Wilbekin*	2-6	0-3	6-6	1-1-2	3	10	3	2	0	3	27
01 Jones	0-2	0-0	0-4	0-0-0	5	0	4	0	0	1	19
11 McClinton	1-1	0-0	0-0	0-0-0	0	2	0	0	0	0	3
20 Overton	2-6	2-3	2-2	0-2-2	4	8	1	0	1	0	19
31 Washington	1-1	0-0	0-0	0-0-0	1	2	0	0	0	1	8
33 Rountree	0-0	0-0	0-0	1-0-1	1	0	1	0	0	0	7
44 Mitoglou	2-5	1-2	2-2	2-6-8							

WAKE FOREST vs. MIAMI >> FEB. 11, 2015



GAME #12	
DECEMBER 22, 2014	
BUCKNELL	53
WAKE FOREST	60
LJVM Coliseum (9,739) Winston-Salem, N.C.	

BUCKNELL (5-7)	fg	3fg	ft	o-d-t	pf	TP	a	to	bs	s	mp
22 Starkey*	0-3	0-0	0-0	1-2-3	4	0	0	1	0	0	19
20 Foulland*	0-3	0-0	0-0	1-3-4	3	0	0	2	0	0	15
05 Azzinaro*	1-5	1-4	0-0	0-1-1	2	3	1	1	0	0	20
14 Hass*	6-18	4-13	10-10	0-4-4	1	26	2	3	1	2	37
32 Frazier*	0-2	0-0	4-4	0-1-1	3	4	1	1	0	1	17
00 MacLeay	1-2	0-0	0-2	2-2-4	4	2	1	1	0	1	24
03 Kaspar	1-2	0-0	3-4	1-4-5	3	5	2	2	0	0	24
12 Show	2-8	0-5	0-0	1-1-2	4	4	1	1	0	0	22
44 Oberfeld	1-2	0-0	0-0	0-0-0	3	2	0	0	1	0	5
50 Hoffman	2-4	0-0	3-6	3-2-5	3	7	0	4	0	0	17
TEAM				4-2-6							
Totals.....	14-49	5-22	20-26	13-22-35	30	53	8	16	2	4	200

WAKE (6-6)	fg	3fg	ft	o-d-t	pf	TP	a	to	bs	s	mp
02 Thomas*	2-5	0-0	4-6	3-8-11	3	8	0	1	1	1	20
13 Leonard*	3-7	3-6	2-2	1-3-4	4	11	1	0	2	1	27
33 Rountree*	0-3	0-1	0-1	1-1-2	2	0	1	2	3	2	22
00 M.-McIntyre* 5-14	2-4	7-13	3-5-8	1	19	4	2	0	5	36	
01 Jones*	1-5	0-0	3-6	0-4-4	3	5	3	2	0	1	30
11 McClinton	4-5	0-0	2-3	5-2-7	2	10	0	3	0	0	24
23 Watson	0-0	0-0	0-0	0-0-0	0	0	0	0	0	0	2
25 Hudson	1-5	1-5	2-4	0-2-2	1	5	0	1	0	1	26
31 Washington	0-0	0-0	0-0	0-0-0	1	0	0	1	2	0	3
44 Mitoglou	1-3	0-2	0-0	0-0-0	5	2	0	0	1	0	10
51 O'Brien	0-0	0-0	0-0	0-0-0	0	0	0	0	0	0	+
TEAM				2-1-3							1
Totals.....	17-47	6-18	20-35	15-26-41	22	60	9	13	9	11	200

	1st	2nd	Total	FG%	3FG%	FT%
Bucknell	20	33	53	28.6	22.7	76.9
Wake Forest	31	29	60	36.2	33.3	57.1

Points in the paint-BUCK 16,WF 16. Points off turnovers-BUCK 5,WF 13.
2nd chance points-BUCK 9,WF 7. Fast break points-BUCK 0,WF 7.
Bench points-BUCK 20,WF 17. Score tied-0 times. Lead changed-0 times.
Largest lead-BUCK None, WF by 17 1st-08:21.
BUCK led for 00:00. WF led for 38:04. Game was tied for 01:56.
Officials: Jamie Luckie, Anthony Franklin, Tim Ebersole



GAME #15	
JANUARY 4, 2015	
#5 LOUISVILLE	85
WAKE FOREST	76
LJVM Coliseum (10,862) Winston-Salem, N.C.	

LOU (13-1, 1-0)	fg	3fg	ft	o-d-t	pf	TP	a	to	bs	s	mp
14 Mahmood*	0-0	0-0	0-0	0-3-3	2	0	3	2	2	0	17
24 Harrell*	9-14	2-3	5-8	3-10-13	2	25	0	0	1	0	38
25 Blackshear*	1-3	1-1	1-2	0-1-1	3	4	0	0	1	0	20
00 Rozier*	8-14	2-4	0-0	0-2-2	5	18	0	0	0	1	25
03 Jones*	7-13	0-0	8-9	2-2-4	2	22	10	2	0	3	36
01 Gill	2-7	1-4	0-0	1-1-2	1	5	1	0	0	0	16
02 Snider	0-0	0-0	0-0	0-0-0	0	0	0	0	0	0	4
10 Johnson	0-1	0-0	0-0	0-0-0	0	0	0	0	0	0	2
12 Mathiang	0-1	0-0	0-3	3-1-4	5	0	0	0	1	0	12
21 Aaron	4-9	1-5	2-3	1-4-5	2	11	1	1	0	1	23
32 Onuaku	0-0	0-0	0-0	0-0-0	3	0	0	0	0	0	7
TEAM				0-1-1							
Totals.....	31-62	7-17	16-25	10-25-35	25	85	15	7	4	8	200

WAKE (8-7, 0-2)	fg	3fg	ft	o-d-t	pf	TP	a	to	bs	s	mp
02 Thomas*	11-14	0-0	9-17	1-10-11	1	31	1	0	2	0	36
11 McClinton*	3-5	0-0	1-1	3-3-6	0	6	4	4	0	1	20
13 Leonard*	1-4	0-3	0-0	0-3-3	3	2	1	0	1	0	23
00 M.-McIntyre* 5-10	0-1	4-8	1-7-8	3	14	1	5	0	1	1	31
10 Wilbekin*	5-8	3-6	1-2	1-1-1	3	14	1	0	0	0	33
01 Jones	0-2	0-0	1-2	0-2-2	2	1	6	0	1	1	20
25 Hudson	1-3	0-2	0-0	0-2-2	4	2	1	2	0	0	17
31 Washington	0-0	0-0	0-0	0-0-0	1	0	0	1	0	1	2
44 Mitoglou	2-7	0-3	2-2	1-0-1	4	6	0	1	0	1	18
51 O'Brien	0-0	0-0	0-0	0-0-0	1	0	0	0	0	0	+
TEAM				2-0-2							
Totals.....	28-53	3-15	17-32	8-28-36	22	76	15	12	5	4	200

	1st	2nd	Total	FG%	3FG%	FT%
Louisville	46	39	85	50.0	41.2	64.0
Wake Forest	35	41	76	52.8	20.0	53.1

Points in the paint-UL 34,WF 44. Points off turnovers-UL 16,WF 13.
2nd chance points-UL 11,WF 5. Fast break points-UL 10,WF 14.
Bench points-UL 16,WF 9. Score tied-2 times. Lead changed-5 times.
Largest lead-UL by 13 1st-08:53, WF by 5 1st-18:06.
UL led for 32:16. WF led for 06:04. Game was tied for 01:11.
Officials: Karl Hesse, Brian Dorsey, Joe Lindsay



GAME #13	
DECEMBER 28, 2014	
WAKE FOREST	65
RICHMOND	63
Robins Center (6,279) Richmond, Va.	

WAKE (7-6)	fg	3fg	ft	o-d-t	pf	TP	a	to	bs	s	mp
02 Thomas*	4-12	0-0	1-2	6-7-13	2	9	2	4	0	2	33
11 McClinton*	4-6	0-0	2-2	3-3-6	3	10	0	1	1	0	24
13 Leonard*	2-3	1-2	0-0	0-1-1	0	5	0	1	0	0	17
00 M.-McIntyre* 7-17	2-5	1-1	0-4-4	1	17	6	2	1	2	38	
01 Jones*	1-2	0-0	0-2	0-2-2	2	2	4	3	0	1	24
23 Watson	1-5	0-2	3-5	0-1-1	2	5	1	0	0	0	16
25 Hudson	2-6	2-5	0-0	0-2-2	5	6	1	2	0	0	26
44 Mitoglou	4-7	3-4	0-0	2-4-6	2	11	1	0	0	0	21
51 O'Brien	0-0	0-0	0-0	0-0-0	0	0	0	0	0	0	1
TEAM				1-1-2							
Totals.....	25-58	8-18	7-12	12-25-37	17	65	15	13	2	6	200

RICHMOND (7-5)	fg	3fg	ft	o-d-t	pf	TP	a	to	bs	s	mp
05 Davis*	1-1	0-0	0-2	1-2-3	1	2	3	2	1	3	32
10 Cline*	9-12	2-4	2-4	1-2-3	2	22	1	2	1	0	22
11 Taylor*	2-6	0-3	0-0	3-7-10	1	4	2	0	0	1	31
15 Allen*	2-5	0-2	2-2	3-5-8	4	6	3	4	2	2	22
00 Anthony*	9-18	0-5	3-3	0-3-3	1	21	1	1	0	2	35
01 Jones,J.	0-1	0-1	0-0	0-0-0	0	0	1	0	0	0	3
03 Jones,S.	3-11	0-3	0-0	0-1-1	1	6	3	1	0	0	26
12 Smithen	0-1	0-1	0-0	0-1-1	0	0	0	0	0	0	6
33 Nelson-Ododa	1-3	0-0	0-2	2-2-4	2	2	1	0	1	1	23
TEAM				0-0-0							
Totals.....	27-58	2-9	7-13	10-23-33	12	63	15	10	5	9	200

	1st	2nd	Total	FG%	3FG%	FT%
Wake Forest	33	32	65	43.1	44.4	58.3
Richmond	25	38	63	46.6	10.5	53.8

Points in the paint-WF 28,RICH 40. Points off turnovers-WF 9,RICH 11.
2nd chance points-WF 11,RICH 10. Fast break points-WF 10,RICH 4.
Bench points-WF 22,RICH 8. Score tied-7 times. Lead changed-9 times.
Largest lead-WF by 10 2nd-19:42, RICH by 4 2nd-00:40.
WF led for 27:52. RICH led for 07:28. Game was tied for 04:35.
Officials: Bryan Kersey, Roger Ayers, Gary Prager



GAME #16	
JANUARY 7, 2015	
#2 DUKE	73
WAKE FOREST	65
LJVM Coliseum (12,651) Winston-Salem, N.C.	

DUKE (14-0, 2-0)	fg	3fg	ft	o-d-t	pf	TP	a	to	bs	s	mp
12 Winslow*	7-16	3-7	3-3	1-6-7	1	20	3	1	2	0	39
21 Jefferson*	2-5	0-0	0-0	0-2-2	1	4	0	2	0	2	16
15 Ooker*	4-6	0-0	4-8	4-7-11	3	12	0	5	1	0	31
02 Cook*	3-10	1-6	5-5	0-4-4	3	12	2	2	0	2	39
05 Jones,T.*	3-7	1-1	1-1	2-1-3	0	8	4	1	1	1	26
03 Allen	0-0	0-0	0-0	0-0-0	0	0	0	0	0	0	1
13 Jones,M.	2-6	1-2	0-0	1-3-4	0	5	1	0	0	0	19
14 Sulaimon	4-8	2-2	0-0	0-4-4	2	10	2	2	0	0	22
40 Plumlee	1-1	0-0	0-0	1-1-2	1	2	0	0	0	0	7
TEAM				0-2-2							
Totals.....	26-59	8-18	13-17	9-30-39	11	73	12	14	4	5	200

WAKE (8-8, 0-3)	fg	3fg	ft	o-d-t	pf	TP	a	to	bs	s	mp
02 Thomas*	12-20	0-0	0-0	4-1-5	2	24	3	1	1	4	35
11 McClinton*	1-2	0-0	1-2	0-2-2	4	3	0	3	0	0	14
13 Leonard*	1-5	0-3	0-0	0-2-2	2	2	0	0	0	0	18
00 M.-McIntyre* 4-11	0-2	5-7	0-9-9	3	12	8	3	1	0	0	38
10 Wilbekin*	2-6	0-1	0-0	0-2-2	2	4	1	1	0	1	26
01 Jones	3-5	0-0	0-0	0-2-2	1	6	1	1	0	1	20
25 Hudson	3-8	2-5	1-1	0-5-5	1	9	2	1	1	1	30
31 Washington	1-1	0-0	0-0	0-1-1	2	2	0	0	1	0	3
44 Mitoglou	1-3	0-2	0-0	0-2-2	0	2	1	1	0	1	16
TEAM				0-1-1							
Totals.....	28-61	2-13	7-10	4-27-31	17	65	16	11	4	8	200

	1st	2nd	Total	FG%	3FG%	FT%
Duke	32	41	73	44.1	44.4	76.5
Wake Forest	27	38	65	45.9	15.4	70.0

Points in the paint-DU 34,WF 42. Points off turnovers-DU 15,WF 13.
2nd chance points-DU 14,WF 4. Fast break points-DU 6,WF 20.
Bench points-DU 17,WF 19. Score tied-4 times. Lead changed-3 times.
Largest lead-DU by 10 2nd-00:39, WF by 6 1st-18:13.
DU led for 34:20. WF led for 05:06. Game was tied for 00:34.
Officials: Sean Hull, Tony Greene, Terry Wymer



WAKE FOREST vs. MIAMI >> FEB. 11, 2015



GAME #18	
JANUARY 13, 2015	
WAKE FOREST	83
SYRACUSE	(OT) 86
<i>Carrier Dome (23,367) Syracuse, N.Y.</i>	

WAKE (9-9, 1-4)	fg	3fg	ft	o-d-t	pf	TP	a	to	bs	s	mp
02 Thomas*	4-6	0-0	3-4	3-7-10	5	11	2	0	0	0	33
11 McClinton*	2-5	0-0	3-3	0-1-1	2	7	3	1	0	1	22
13 Leonard*	3-8	2-4	0-0	0-2-2	3	8	0	0	0	0	20
00 M.-McIntyre*9-17	2-4	4-8	0-6-6	0	24	6	3	2	1	4	33
10 Wilbekin*	0-4	0-4	2-2	0-3-3	2	2	5	1	0	0	34
01 Jones	1-1	0-0	0-0	1-2-3	3	2	3	1	0	1	15
25 Hudson	1-8	1-6	0-0	2-1-3	1	3	1	0	0	0	21
31 Washington	0-0	0-0	0-0	0-0-0	1	0	0	0	0	0	1
44 Mitoglou	10-13	4-7	2-2	1-5-6	3	26	0	3	0	2	36
51 O'Brien	0-0	0-0	0-0	0-0-0	1	0	0	0	0	0	0+
TEAM											
Totals.....	30-62	9-25	14-19	11-32-43	21	83	20	13	3	5	225

CUSE (13-4, 4-0)	fg	3fg	ft	o-d-t	pf	TP	a	to	bs	s	mp
00 Gbinije*	5-12	3-5	4-6	3-8-11	4	17	7	2	1	2	42
21 Roberson*	3-11	0-1	0-0	4-6-10	2	6	3	0	1	4	44
25 Christmas*13-21	0-0	0-0	4-5-9	4	35	2	3	1	2	4	45
10 Cooney*	6-17	5-12	4-6	0-0-0	3	21	5	0	0	4	45
14 Joseph*	2-4	0-0	0-0	0-3-3	0	4	2	1	0	0	23
02 Johnson	0-1	0-0	0-0	0-1-1	1	0	0	0	0	0	3
04 Patterson	1-6	1-3	0-2	0-0-0	1	3	1	1	0	1	23
TEAM											
Totals.....	30-72	9-21	17-26	15-24-39	15	86	20	8	2	10	225

	1st	2nd	OT	Total	FG%	3FG%	FT%
Wake Forest	37	34	12	83	48.4	36.0	73.7
Syracuse	36	35	15	86	41.7	42.9	65.4

Points in the paint-WF 28,SU 30. Points off turnovers-WF 9,SU 18.
 2nd chance points-WF 10,SU 14. Fast break points-WF 8,SU 12.
 Bench points-WF 31,SU 3. Score tied-9 times. Lead changed-14 times.
 Largest lead-WF by 9 2nd-15:57, SU by 10 1st-15:09.
 WF led for 17:28. SU led for 19:48. Game was tied for 07:44.
 Officials: Jamie Luckie, Ed Corbett, Lamar Simpson



GAME #21	
JANUARY 28, 2015	
WAKE FOREST	76
FLORIDA STATE	(2OT) 82
<i>Donald L. Tucker Center (6,195) Tallahassee, Fla.</i>	

WAKE (9-12, 1-7)	fg	3fg	ft	o-d-t	pf	TP	a	to	bs	s	mp
02 Thomas*	3-10	0-0	6-6	7-5-12	3	12	1	0	2	0	41
11 McClinton*	0-0	0-0	2-2	0-1-1	2	2	0	1	0	1	6
13 Leonard*	0-3	0-2	0-0	0-0-0	4	0	0	0	0	0	19
00 M.-McIntyre*9-20	0-1	7-11	1-0-1	1-0-1	1	25	3	4	0	0	41
10 Wilbekin*	2-10	2-7	0-0	3-2-5	1	6	2	1	0	1	37
01 Jones	0-2	0-0	1-4	1-1-2	2	3	6	0	0	1	21
25 Hudson	6-14	5-11	1-2	3-6-9	3	18	0	2	0	3	37
31 Washington	1-1	0-0	0-2	0-0-0	2	2	0	0	0	0	7
33 Rountree	1-2	0-0	1-2	1-2-3	2	3	0	2	0	1	21
44 Mitoglou	2-8	1-6	0-0	1-2-3	4	5	0	0	0	0	20
TEAM											
Totals.....	24-70	8-27	20-29	22-22-44	24	76	12	10	2	7	250

FSU (11-10, 3-5)	fg	3fg	ft	o-d-t	pf	TP	a	to	bs	s	mp
00 Cofer*	9-13	0-0	1-2	4-4-8	0	19	0	1	2	0	37
50 Ojo*	0-1	0-0	0-0	0-2-2	1	0	0	0	0	0	4
01 Bookert*	5-10	3-4	2-2	0-3-3	4	15	2	2	1	4	49
22 Rathan-Mayes*8-15	1-5	4-6	0-5-5	0	21	5	5	0	0	0	47
32 Brandon*	2-7	0-1	3-5	0-4-4	2	7	4	1	0	0	39
04 Watkins	0-0	0-0	0-0	0-0-0	0	0	0	1	0	0	1
05 Smith	1-5	0-1	5-6	2-2-4	2	7	1	0	2	0	21
11 Turpin	1-2	0-0	3-3	1-0-1	4	5	0	0	0	1	10
15 Bujanovsky	0-2	0-0	5-6	2-5-7	2	5	1	0	4	2	28
24 Berwick	0-2	0-1	0-0	0-1-1	3	0	0	0	0	0	8
40 Allen	1-1	1-1	0-0	0-0-0	2	3	0	0	0	0	6
TEAM											
Totals.....	27-58	5-13	23-30	11-28-39	20	82	13	11	9	7	250

	1st	2nd	OT	2OT	Total	FG%	3FG%	FT%
Wake Forest	33	32	7	4	76	34.3	29.6	69.0
Florida State	27	38	7	10	82	46.6	38.5	76.7

Points in the paint-WF 26,FS 32. Points off turnovers-WF 17,FS 11.
 2nd chance points-WF 12,FS 10. Fast break points-WF 8,FS 5.
 Bench points-WF 31,FS 20. Score tied-10 times. Lead changed-11 times.
 Largest lead-WF by 15 1st-10:43, FS by 6 OT-00:11.
 WF led for 34:20. FS led for 07:06. Game was tied for 08:01.
 Officials: Bryan Kersey, Roger Ayers, Sean Hull



GAME #19	
JANUARY 21, 2015	
#15 NORTH CAROLINA	87
WAKE FOREST	71
<i>LJVM Coliseum (13,877) Winston-Salem, N.C.</i>	

UNC (15-4, 5-1)	fg	3fg	ft	o-d-t	pf	TP	a	to	bs	s	mp
03 Meeks*	8-11	0-0	0-0	1-7-8	4	16	0	1	1	1	22
11 Johnson*	8-11	0-0	3-4	0-6-6	3	19	3	3	0	2	31
13 Tokoto*	4-8	0-2	0-4	1-5-6	3	8	3	1	0	2	28
05 Paige*	4-8	2-4	2-2	0-1-1	3	12	8	3	1	3	35
44 Jackson*	6-8	1-2	4-6	0-3-3	1	17	1	1	0	2	34
00 Britt	1-5	0-1	3-4	1-3-4	1	5	0	2	0	0	17
01 Pinson	1-2	0-0	0-0	1-1-2	1	2	0	0	0	0	6
14 Hubert	0-0	0-0	0-0	0-0-0	0	0	0	0	0	0	1
21 Simmons	0-0	0-0	2-2	1-0-1	1	2	0	0	0	0	4
22 Hicks	2-3	0-0	0-0	1-0-1	3	4	0	0	0	0	12
42 James	1-2	0-0	0-0	0-1-1	0	2	1	0	2	0	10
TEAM											
Totals.....	35-58	3-9	14-22	7-29-36	20	87	16	12	4	10	200

WAKE (9-10, 1-5)	fg	3fg	ft	o-d-t	pf	TP	a	to	bs	s	mp
02 Thomas*	4-8	0-0	4-7	5-7-12	2	12	2	2	0	0	31
11 McClinton*	2-5	0-0	0-2	0-1-1	2	4	1	1	0	2	14
13 Leonard*	0-5	0-4	0-0	0-2-2	1	0	0	0	1	0	19
00 M.-McIntyre*6-14	1-3	7-11	3-3-6	3	20	6	4	0	1	1	31
10 Wilbekin*	3-8	2-5	2-2	0-2-2	2	10	3	1	0	2	33
01 Jones	2-4	0-0	1-2	1-3-4	2	5	4	2	0	0	21
25 Hudson	3-6	2-5	0-0	1-0-1	3	8	0	0	0	1	21
31 Washington	1-2	0-0	0-0	1-1-2	1	2	0	0	0	0	7
44 Mitoglou	3-8	2-7	2-2	1-1-2	1	10	0	4	0	0	23
TEAM											
Totals.....	24-60	7-24	16-26	13-21-34	17	71	16	14	1	6	200

	1st	2nd	Total	FG%	3FG%	FT%
North Carolina	40	47	87	60.3	33.3	63.6
Wake Forest	34	37	71	40.0	29.2	61.5

Points in the paint-NC 50,WF 26. Points off turnovers-NC 15,WF 16.
 2nd chance points-NC 10,WF 13. Fast break points-NC 10,WF 6.
 Bench points-NC 15,WF 25. Score tied-6 times. Lead changed-2 times.
 Largest lead-NC by 18 2nd-12:34, WF by 2 1st-07:01.
 NC led for 36:06. WF led for 00:50. Game was tied for 03:04.
 Officials: Roger Ayers, Jeffrey Anderson, Michael Stephens



GAME #22	
JANUARY 31, 2015	
VIRGINIA TECH	70
WAKE FOREST	73
<i>LJVM Coliseum (11,752) Winston-Salem, N.C.</i>	

VT (9-12, 1-7)	fg	3fg	ft	o-d-t	pf	TP	a	to	bs	s	mp
21 Pierce*	0-0	0-0	2-2	1-1-2	3	2	0	2	0	0	11
03 Smith*	4-11	2-8	2-2	0-4-4	4	12	3	1	0	1	36
11 Wilson*	2-2	1-1	6-6	0-3-3	3	11	6	2	0	0	30
13 Hill*	4-13	3-6	0-0	2-3-5	3	11	3	3	0	0	38
25 Johnston*	0-1	0-1	0-0	1-0-1	0	0	0	0	0	0	5
00 Henry	0-0	0-0	0-0	0-0-0	0	0	0	0	0	0	2
01 Muller	4-11	2-6	0-1	1-4-5	1	10	1	0	0	2	22
10 Bibbs	3-7	1-4	3-3	0-2-2	3	10	1	1	0	0	20
22 Beyer	4-5	0-0	2-4	2-4-6	4	10	0	0	0	0	27
23 Hudson	1-1	0-0	2-2	1-1-2	5	4	0	2	0	1	9
TEAM											
Totals.....	22-51	9-26	17-20	10-22-32	26	70	14	11	0	4	200

WAKE (10-12, 2-7)	fg	3fg	ft	o-d-t	pf	TP	a	to	bs	s	mp
02 Thomas*	3-5	0-0	3-6	4-4-8	4	9	5	3	2	0	30
11 McClinton*	0-1	0-0	0-2	4-4-8	3	0	1	1	2	1	17
44 Mitoglou*	5-11	3-7	2-4	2-3-5	1	15	0	1	0	0	22
00 M.-McIntyre*	7-7	0-0	5-7	0-1-1	2	19	3	2	2	1	35
10 Wilbekin*	4-11	3-9	4-6	0-3-3	2	15	1	0	0	2	36
01 Jones	3-4	0-0	2-2	0-3-3	4	8	3	1	0	0	18
13 Leonard	1-6	1-3	0-0	1-1-2	0	3	0	0	0	0	7
25 Hudson	2-10	0-6	0-0	0-1-1	2	4	0	1	1	0	26
31 Washington	0-0	0-0	0-0	0-0-0	0	0	0	0	0	0	0+
33 Rountree	0-0	0-0	0-0	0-0-0	2	0	2	0	1	0	9
TEAM											
Totals.....	25-55	7-25	16-27	15-21-36	20	73	15	9	8	4	200

	1st	2nd	Total	FG%	3FG%	FT%
Virginia Tech	28	42	70	43.1	34.6	85.0

WAKE FOREST vs. MIAMI >> FEB. 11, 2015



GAME #24
FEBRUARY 7, 2015
WAKE FOREST 59
GEORGIA TECH 73
McCamish Pavilion (6,580)
Atlanta, Ga.

WAKE (11-13, 3-8)	fg	3fg	ft	o-d-t	pf	TP	a	to	bs	s	mp
02 Thomas*	3-9	0-0	0-0	1-4-5	0	6	2	4	0	0	19
33 Rountree*	0-2	0-0	0-0	2-1-3	2	0	0	0	0	0	12
44 Mitoglou*	5-9	3-5	2-2	2-4-6	1	15	0	0	0	1	25
00 M.-McIntyre*	3-10	0-2	1-1	2-3-5	2	7	3	2	0	2	32
10 Wilbekin*	1-6	1-6	0-0	0-3-3	2	3	2	0	0	1	30
01 Jones	0-5	0-0	0-0	0-3-3	1	0	4	2	0	0	21
04 Green	0-0	0-0	1-2	1-0-1	0	1	0	0	0	0	1
13 Leonard	1-5	0-3	0-0	0-1-1	0	2	0	0	0	0	12
23 Watson	0-1	0-1	0-0	0-0-0	0	0	0	0	0	0	3
25 Hudson	4-13	3-9	8-10	1-1-2	2	19	1	1	0	0	26
31 Washington	2-4	0-0	2-2	2-0-2	4	6	0	0	4	0	15
51 O'Brien	0-0	0-0	0-0	0-0-0	0	0	0	0	0	0	3
52 Niedrich	0-0	0-0	0-0	0-0-0	0	0	0	0	0	0	1
TEAM				1-1-2							
Totals.....	19-64	7-26	14-17	12-21-33	14	59	12	9	4	4	200

GT (11-12, 2-9)	fg	3fg	ft	o-d-t	pf	TP	a	to	bs	s	mp
03 Georges-Hunt*	5-8	2-3	1-1	0-5-5	3	13	2	2	0	1	23
13 Sampson*	2-9	0-2	0-0	2-5-7	3	4	0	2	1	1	21
04 Cox*	2-6	0-0	3-4	1-5-6	1	7	0	1	4	0	24
02 Bolden*	5-8	4-7	0-0	0-2-2	0	14	2	1	0	2	26
10 Jorgenson*	3-6	1-2	0-0	0-3-3	0	7	6	1	0	0	21
00 Mitchell	5-9	0-0	5-10	2-4-6	2	15	1	0	1	0	19
01 Jackson	0-3	0-2	0-0	0-3-3	3	0	0	1	0	0	13
05 Heyward	1-2	1-1	1-2	0-3-3	2	4	0	0	0	0	15
11 Heath	1-1	0-0	0-0	0-0-0	1	2	4	1	0	0	18
12 Stephens	3-6	1-3	0-0	1-0-1	1	7	0	0	0	0	15
34 Gueye	0-1	0-0	0-0	0-1-1	1	0	0	0	0	0	2
44 Lammers	0-0	0-0	0-0	1-0-1	0	0	0	1	0	0	3
TEAM				2-1-3							
Totals.....	27-59	9-20	10-17	9-32-41	17	73	15	10	6	4	200

	1st	2nd	Total	FG%	3FG%	FT%
Wake Forest	22	37	59	29.7	26.9	82.4
Georgia Tech	34	39	73	45.8	45.0	58.8

Points in the paint-WF 24,GT 30. Points off turnovers-WF 1,GT 10.
 2nd chance points-WF 6,GT 5. Fast break points-WF 9,GT 22.
 Bench points-WF 28,GT 28. Score tied-0 times. Lead changed-0 times.
 Largest lead-WF None, GT by 23 2nd-16:47.
 WF led for 00:00. GT led for 39:46. Game was tied for 00:14.
 Officials: Tim Comer, Clarence Armstrong, Bernard Clinton



GAME #27
FEBRUARY 17, 2015
WAKE FOREST
#10 NOTRE DAME
Purcell Pavilion
Notre Dame, Ind.



GAME #25
FEBRUARY 11, 2015
MIAMI
WAKE FOREST
LJVM Coliseum
Winston-Salem, N.C.



GAME #26
FEBRUARY 14, 2015
WAKE FOREST
#2 VIRGINIA
John Paul Jones Arena
Charlottesville, Va.



GAME #28
FEBRUARY 25, 2015
#2 VIRGINIA
WAKE FOREST
LJVM Coliseum
Winston-Salem, N.C.



GAME #29
MARCH 1, 2015
PITTSBURGH
WAKE FOREST
LJVM Coliseum
Winston-Salem, N.C.

25 >> CORNELIUS HUDSON

6-6, 180 // FRESHMAN // FORWARD // DALLAS, TEXAS // MT. ZION CHRISTIAN ACAD. // MANSFIELD TIMBERVIEW HS

Versatile, all-around forward who is capable of playing any one of the perimeter spots on the floor ... Great length and athleticism ... Will turn 21-years-old in December ... Played a prep season in 2013-14 after graduating from high school in 2013 ... The eighth Texan to play for the Deacons since 1996 ... Younger brother of San Francisco 49ers wide receiver Michael Crabtree ... Nickname is "Crab".

HUDSON'S 2014-15 GAME-BY-GAME STATISTICS

Opponent	Date	Min	FG	FGA	Pct	3PT	3PA	Pct	FT	FTA	Pct	O	D	REB	Avg	PF	FO	AS	TO	BS	ST	TP	Avg
UNC ASHEVILLE	11/14/14	20	1	6	.167	1	4	.250	4	4	1.000	2	4	6	6.0	1	0	0	4	1	0	7	7.0
at Tulane	11/17/14	12	2	3	.667	0	1	.000	1	2	.500	1	3	4	5.0	2	0	0	1	0	0	5	6.0
at Arkansas	11/19/14	16	1	4	.250	1	4	.250	0	0	.000	0	1	1	3.7	0	0	2	1	0	0	3	5.0
IONA	11/21/14	19*	1	5	.200	0	4	.000	0	0	.000	1	4	5	4.0	2	0	0	3	0	1	2	4.3
NICHOLLS	11/24/14	20*	2	5	.400	1	3	.333	7	7	1.000	1	4	5	4.2	1	0	2	0	1	2	12	5.8
MT. ST. MARY'S	11/26/14	26*	4	7	.571	2	3	.667	0	1	.000	0	4	4	4.2	0	0	1	1	0	1	10	6.5
DELAWARE ST.	11/28/14	28*	3	7	.429	3	6	.500	1	2	.500	1	4	5	4.3	3	0	1	0	0	4	10	7.0
MINNESOTA	12/02/14	15*	3	6	.500	1	3	.333	0	1	.000	1	0	1	3.9	1	0	0	5	0	1	7	7.0
at NC State	12/06/14	20*	1	3	.333	1	2	.500	1	2	.500	0	1	1	3.6	2	0	0	0	0	0	4	6.7
SAMFORD	12/14/14	25*	4	8	.500	1	5	.200	0	0	.000	1	3	4	3.6	4	0	3	1	0	2	9	6.9
vs. Florida	12/20/14		DNP - SUSPENSION																				
BUCKNELL	12/22/14	26	1	5	.200	1	5	.200	2	4	.500	0	2	2	3.5	1	0	0	1	0	1	5	6.7
at Richmond	12/28/14	26	2	6	.333	2	5	.400	0	0	.000	0	2	2	3.3	5	1	1	2	0	1	6	6.7
PRINCETON	12/31/14	26	5	12	.417	2	7	.286	0	0	.000	3	4	7	3.6	1	0	3	1	0	1	12	7.1
LOUISVILLE	01/04/15	17	1	3	.333	0	2	.000	0	0	.000	0	2	2	3.5	4	0	1	2	0	0	2	6.7
DUKE	01/07/15	30	3	8	.375	2	5	.400	1	1	1.000	0	5	5	3.6	1	0	2	1	1	1	9	6.9
GEORGIA TECH	01/10/15	21	3	6	.500	2	5	.400	3	4	.750	1	2	3	3.6	2	0	2	1	0	1	11	7.1
at Syracuse	01/13/15	21	1	8	.125	1	6	.167	0	0	.000	2	1	3	3.5	1	0	1	3	1	0	3	6.9
N. CAROLINA	01/21/15	21	3	6	.500	2	5	.400	0	0	.000	1	0	1	3.4	3	0	0	0	0	1	8	6.9
at Clemson	01/24/15	15	1	3	.333	1	3	.333	0	0	.000	0	2	2	3.3	3	0	1	0	0	1	3	6.7
at Florida State	01/28/15	37	6	14	.429	5	11	.455	1	2	.500	3	6	9	3.6	3	0	0	2	0	3	18	7.3
VIRGINIA TECH	01/31/15	26	2	10	.200	0	6	.000	0	0	.000	0	1	1	3.5	2	0	0	1	1	0	4	7.1
NC STATE	02/03/15	25	3	7	.429	3	5	.600	3	6	.500	0	3	3	3.5	2	0	1	2	1	1	12	7.4
at Georgia Tech	02/07/15	26	4	13	.308	3	9	.333	8	10	.800	1	1	2	3.4	2	0	1	1	0	0	19	7.9
TOTALS		518	57	155	.368	35	109	.321	32	46	.696	19	59	78	3.4	46	1	22	33	6	22	181	7.9


*denotes starter

HUDSON'S CAREER STATISTICS

Season	G	GS	MP	MPG	FG	FGA	PCT	3PT	3PA	PCT	FT	FTA	PCT	O-D-REB	AVG	PF-DQ	AS	TO	BS	ST	PTS	AVG
2014-15	23	7	518	22.5	57	155	.368	35	109	.321	32	46	.696	19-59-78	3.4	46-1	22	33	6	22	181	7.9
TOTAL	23	7	518	22.5	57	155	.368	35	109	.321	32	46	.696	19-59-78	3.4	46-1	22	33	6	22	181	7.9

HUDSON'S CAREER ACC STATISTICS

Season	G	GS	MP	MPG	FG	FGA	PCT	3PT	3PA	PCT	FT	FTA	PCT	O-D-REB	AVG	PF-DQ	AS	TO	BS	ST	PTS	AVG
2014-15	11	1	259	23.5	28	81	.346	20	59	.339	17	25	.680	8-24-32	2.9	25-0	9	13	4	8	93	8.5
TOTAL	11	1	259	23.5	28	81	.346	20	59	.339	17	25	.680	8-24-32	2.9	25-0	9	13	4	8	93	8.5



SEASON HIGHS

POINTS

SEASON: 19 at Georgia Tech (2/7/15)

REBOUNDS

SEASON: 9 at Florida State (1/28/15)

OFFENSIVE REBOUNDS

SEASON: 3, two times

(last: at Florida State 1/28/15)

ASSISTS

SEASON: 3, two times

(last: vs. Princeton, 12/31/14)

STEALS

SEASON: 3, at Florida State (1/28/15)

BLOCKED SHOTS

SEASON: 1, six times

(last: vs. NC State, 2/3/15)

FIELD GOALS

SEASON: 6 at Florida State (1/28/15)

FIELD GOAL ATTEMPTS

SEASON: 14 at Florida State (1/28/15)

FREE THROWS

SEASON: 8, at Georgia Tech (2/7/15)

FREE THROW ATTEMPTS

SEASON: 10, at Georgia Tech (2/7/15)

3-POINT FIELD GOALS

SEASON: 5 at Florida State (1/28/15)

3-POINT FG ATTEMPTS

SEASON: 11 at Florida State (1/28/15)

MINUTES PLAYED

SEASON: 37 at Florida State (1/28/15)

1 >> MADISON JONES

6-1, 166 // JUNIOR // GUARD // RALEIGH, N.C. // RAVENSCROFT SCHOOL

A true point guard with a high basketball IQ ... Pass-first point guard who can also finish at the rim ... Great floor leader ... Has elite speed with good athleticism for his size ... Has added much strength since arriving on campus ... Fearless in the paint ... Product of a great high school program at Ravenscroft ... One of the team's best on-the-ball defenders, ranking among the ACC's leaders in steals each of the previous two seasons ... The 6-1 guard has 18 career blocks.

JONES' 2014-15 GAME-BY-GAME STATISTICS

Opponent	Date	Min	FG	FGA	Pct	3PT	3PA	Pct	FT	FTA	Pct	O	D	REB	Avg	PF	FO	AS	TO	BS	ST	TP	Avg
UNC ASHEVILLE	11/14/14	30*	2	3	.667	0	1	.000	5	8	.625	1	3	4	4.0	1	0	6	2	0	1	9	9.0
at Tulane	11/17/14	26*	1	6	.167	0	0	.000	0	0	.000	0	1	1	2.5	1	0	1	6	1	2	2	5.5
at Arkansas	11/19/14	22*	3	6	.500	0	0	.000	0	0	.000	2	0	2	2.3	2	0	2	4	0	1	6	5.7
IONA	11/21/14	20	5	6	.833	0	0	.000	0	0	.000	0	1	1	2.0	2	0	0	5	1	0	10	6.8
NICHOLLS	11/24/14	17	1	3	.333	0	0	.000	5	7	.714	1	2	3	2.2	2	0	3	0	0	1	7	6.8
MT. ST. MARY'S	11/26/14	18	2	2	1.000	0	0	.000	2	3	.667	0	1	1	2.0	3	0	4	2	0	1	6	6.7
DELAWARE ST.	11/28/14	19	3	5	.600	0	0	.000	4	4	1.000	0	1	1	1.9	3	0	3	3	0	0	10	7.1
MINNESOTA	12/02/14	28	3	6	.500	0	0	.000	2	2	1.000	0	0	0	1.6	1	0	2	4	0	2	8	7.3
at NC State	12/06/14	19	0	2	.000	0	0	.000	0	4	.000	0	0	0	1.4	5	1	4	0	0	1	0	6.4
SAMFORD	12/14/14	22	3	5	.600	0	0	.000	5	9	.556	0	2	2	1.5	2	0	4	1	0	2	11	6.9
vs Florida	12/20/14	29*	0	0	.000	0	0	.000	1	5	.200	0	6	6	1.9	3	0	2	2	2	1	1	6.4
BUCKNELL	12/22/14	30*	1	5	.200	0	0	.000	3	6	.500	0	4	4	2.1	3	0	3	2	0	1	5	6.3
at Richmond	12/28/14	24*	1	2	.500	0	0	.000	0	2	.000	0	2	2	2.1	2	0	4	3	0	1	2	5.9
PRINCETON	12/31/14	15	1	4	.250	0	0	.000	4	4	1.000	0	3	3	2.1	1	0	3	2	0	2	6	5.9
LOUISVILLE	01/04/15	20	0	2	.000	0	0	.000	1	2	.500	0	2	2	2.1	2	0	6	0	1	1	1	5.6
DUKE	01/07/15	20	3	5	.600	0	0	.000	0	0	.000	0	2	2	2.1	1	0	1	1	0	1	6	5.6
GEORGIA TECH	01/10/15	28	3	8	.375	0	1	.000	3	4	.750	1	1	2	2.1	1	0	2	3	0	1	9	5.8
at Syracuse	01/13/15	15	1	1	1.000	0	0	.000	0	0	.000	1	2	3	2.2	3	0	3	1	0	1	2	5.6
N. CAROLINA	01/21/15	21	2	4	.500	0	0	.000	1	2	.500	1	3	4	2.3	2	0	4	2	0	0	5	5.6
at Clemson	01/24/15	17	0	4	.000	0	0	.000	0	0	.000	0	2	2	2.3	3	0	2	1	0	0	0	5.3
at Florida State	01/28/15	21	0	2	.000	0	0	.000	3	4	.750	1	1	2	2.2	2	0	6	0	0	1	3	5.2
VIRGINIA TECH	01/31/15	18	3	4	.750	0	0	.000	2	2	1.000	0	3	3	2.3	4	0	3	1	0	0	8	5.3
NC STATE	02/03/15	21	3	4	.750	0	0	.000	1	2	.500	0	3	3	2.3	2	0	8	0	0	2	7	5.4
at Georgia Tech	02/07/15	21	0	5	.000	0	0	.000	0	0	.000	0	3	3	2.3	1	0	4	2	0	0	0	5.2
TOTALS		521	41	94	.436	0	2	.000	42	70	.600	8	48	56	2.3	52	1	80	47	5	23	124	5.2

*denotes starter



SEASON/CAREER HIGHS

POINTS

SEASON: 11, vs. Samford (12/14/14)
 CAREER: 14, vs. Nebraska (11/27/12)

REBOUNDS

SEASON: 6, vs. Florida (12/20/14)
 CAREER: 6, two times
 (last: vs. Florida, 12/20/14)

OFFENSIVE REBOUNDS

SEASON: 2, at Arkansas (11/19/14)
 CAREER: 3, at Clemson (1/15/13)

ASSISTS

SEASON: 8, vs. NC State (2/7/15)
 CAREER: 9, vs. VMI (11/12/13)

STEALS

SEASON: 2, five times
 (last: vs. NC State, 2/3/15)
 CAREER: 4, two times
 (last: vs. Georgia Tech, 2/1/14)

BLOCKED SHOTS

SEASON: 2, vs. Florida (12/20/14)
 CAREER: 2, four times
 (last: vs. Florida, 12/20/14)

FIELD GOALS

SEASON: 5, vs. Iona (11/21/14)
 CAREER: 6, vs. Nebraska (11/27/12)

FIELD GOAL ATTEMPTS

SEASON: 6, four times
 (last: vs. Minnesota, 12/2/14)
 CAREER: 9, vs. Nebraska (11/27/12)

FREE THROWS

SEASON: 5, three times
 (last: vs. Samford, 12/14/14)
 CAREER: 9, at Duke (2/4/14)

FREE THROW ATTEMPTS

SEASON: 9, vs. Samford (12/14/14)
 CAREER: 13, at Duke (2/4/14)

3-POINT FIELD GOALS

SEASON: 0
 CAREER: 1, two times
 (last: vs. The Citadel, 11/21/13)

3-POINT FG ATTEMPTS

SEASON: 1, two times
 (last: vs. Georgia Tech (1/10/15)
 CAREER: 3, vs. Colgate (11/8/13)

MINUTES PLAYED

SEASON: 30, two times
 (last: vs. Bucknell, 12/22/14)
 CAREER: 40, at Duke (2/4/14)

JONES' CAREER STATISTICS

Season	G	GS	MP	MPG	FG	FGA	PCT	3PT	3PA	PCT	FT	FTA	PCT	O-D-REB	AVG	PF-DQ	AS	TO	BS	ST	PTS	AVG
2012-13	31	5	583	18.8	45	91	.495	0	7	.000	22	45	.489	8-25-33	1.1	69-2	66	57	10	39	112	3.6
2013-14	33	22	691	20.9	35	80	.438	2	5	.400	36	73	.493	10-53-63	1.9	67-1	92	71	6	39	108	3.3
2014-15	24	6	521	21.7	41	94	.436	0	2	.000	42	70	.600	8-48-56	2.3	52-1	80	47	5	23	124	5.2
TOTAL	88	33	1795	20.4	121	265	.457	2	14	.143	100	188	.532	26-126-152	1.7	188-4	238	175	21	101	344	3.9

JONES' CAREER ACC STATISTICS

Season	G	GS	MP	MPG	FG	FGA	PCT	3PT	3PA	PCT	FT	FTA	PCT	O-D-REB	AVG	PF-DQ	AS	TO	BS	ST	PTS	AVG
2012-13	18	4	333	18.5	21	48	.438	0	5	.000	5	9	.556	6-11-17	0.9	42-2	42	32	1	20	47	2.6
2013-14	18	13	365	20.3	15	40	.375	0	0	.000	20	36	.556	6-26-32	1.8	38-1	44	36	3	21	50	2.8
2014-15	11	0	221	20.1	15	41	.366	0	1	.000	11	20	.550	4-22-26	2.4	26-1	43	11	1	8	41	3.7
TOTAL	47	17	919	19.6	51	129	.395	0	6	.000	36	65	.554	16-59-75	1.6	106-4	129	79	5	49	138	2.9

13 >> DARIUS LEONARD


6-9, 225 // GRADUATE // FORWARD // RALEIGH, N.C. // CAMPBELL UNIVERSITY // KESTREL HEIGHTS HS

A post-graduate transfer from Campbell University who is immediately eligible for the 2014-15 season ... Will have one season of eligibility for the Demon Deacons ... Officially accepted into Wake Forest's Liberal Studies graduate program in June 2014 ... Raleigh native who started his collegiate career at Kent State University in 2010-11 before transferring to Campbell after one season ... Veteran forward who can play inside and out ... Long, athletic big man who serves as a rim protector and rebounder ... Plays with great energy ... Good catch-and-shoot ability.

LEONARD'S 2014-15 GAME-BY-GAME STATISTICS

Opponent	Date	Min	FG	FGA	Pct	3PT	3PA	Pct	FT	FTA	Pct	O	D	REB	Avg	PF	FO	AS	TO	BS	ST	TP	Avg
UNC ASHEVILLE	11/14/14	9	2	3	.667	1	1	1.000	1	2	.500	2	1	3	3.0	2	0	0	1	0	1	6	6.0
at Tulane	11/17/14	22	4	6	.667	1	3	.333	0	0	.000	1	1	2	2.5	3	0	0	1	0	2	9	7.5
at Arkansas	11/19/14	17	2	6	.333	0	3	.000	2	2	1.000	3	3	6	3.7	2	0	0	2	0	0	6	7.0
IONA	11/21/14	21*	4	8	.500	4	6	.667	1	2	.500	3	1	4	3.8	2	0	2	0	0	0	13	8.5
NICHOLLS	11/24/14	12*	1	2	.500	0	0	.000	1	2	.500	1	1	2	3.4	1	0	0	1	0	0	3	7.4
MT. ST. MARY'S	11/26/14	16*	3	5	.600	0	1	.000	0	0	.000	0	3	3	3.3	3	0	1	1	1	0	6	7.2
DELAWARE ST.	11/28/14	14*	1	5	.200	0	1	.000	1	2	.500	3	1	4	3.4	0	0	0	0	1	0	3	6.6
MINNESOTA	12/02/14	16*	0	1	.000	0	1	.000	0	0	.000	0	2	2	3.3	1	0	1	0	0	1	0	5.8
at NC State	12/06/14	15*	0	3	.000	0	3	.000	0	0	.000	1	1	2	3.1	2	0	0	0	0	0	0	5.1
SAMFORD	12/14/14	12*	3	4	.750	0	0	.000	0	0	.000	0	1	1	2.9	1	0	0	1	0	0	6	5.2
vs Florida	12/20/14	24*	4	10	.400	1	5	.200	1	2	.500	0	2	2	2.8	2	0	1	1	0	0	10	5.6
BUCKNELL	12/22/14	27	3	7	.429	3	6	.500	2	2	1.000	1	3	4	2.9	4	0	1	0	2	1	11	6.1
at Richmond	12/28/14	17*	2	3	.667	1	2	.500	0	0	.000	0	1	1	2.8	0	0	0	1	0	0	5	6.0
PRINCETON	12/31/14	18*	4	8	.500	2	4	.500	0	0	.000	1	0	1	2.6	1	0	2	0	1	1	10	6.3
LOUISVILLE	01/04/15	23*	1	4	.250	0	3	.000	0	0	.000	0	3	3	2.7	3	0	1	0	1	0	2	6.0
DUKE	01/07/15	18*	1	5	.200	0	3	.000	0	0	.000	0	2	2	2.6	2	0	0	0	0	0	2	5.8
GEORGIA TECH	01/10/15	23*	5	7	.714	2	4	.500	1	3	.333	2	2	4	2.7	1	0	0	0	1	1	13	6.2
at Syracuse	01/13/15	20*	3	8	.375	2	4	.500	0	0	.000	0	2	2	2.7	3	0	0	0	0	0	8	6.3
N. CAROLINA	01/21/15	19*	0	5	.000	0	4	.000	0	0	.000	0	2	2	2.6	1	0	0	0	1	0	0	5.9
at Clemson	01/24/15	24*	1	5	.200	1	4	.250	0	0	.000	1	3	4	2.7	4	0	0	0	0	0	3	5.8
at Florida State	01/28/15	19*	0	3	.000	0	2	.000	0	0	.000	0	0	0	2.6	4	0	0	0	0	0	0	5.5
VIRGINIA TECH	01/31/15	7	1	6	.167	1	3	.333	0	0	.000	1	1	2	2.5	0	0	0	0	0	0	3	5.4
NC STATE	02/03/15	12	4	6	.667	2	4	.500	0	0	.000	1	0	1	2.5	0	0	0	0	0	0	10	5.6
at Georgia Tech	02/07/15	12	1	5	.200	0	3	.000	0	0	.000	0	1	1	2.4	0	0	0	0	0	0	2	5.5
TOTALS		417	50	125	.400	21	70	.300	10	17	.588	21	37	58	2.4	42	0	9	9	8	7	131	5.5

*denotes starter



SEASON/CAREER HIGHS

POINTS

SEASON: 13, two times
(last: vs. Georgia Tech, 1/10/15)
CAREER: 21, vs. VMI (1/18/14)*

REBOUNDS

SEASON: 6, at Arkansas (11/19/14)
CAREER: 15, vs. Gard.-Webb (1/5/13)*

OFFENSIVE REBOUNDS

SEASON: 3, three times
(last: vs. Delaware State, 11/28/14)
CAREER: 6, vs. Bryant (11/13/10)*

ASSISTS

SEASON: 2, two times
(last: vs. Princeton, 12/31/14)
CAREER: 4, three times
(last: vs. Coastal Carolina, 2/1/14)*

STEALS

SEASON: 2, vs. Bucknell (12/22/14)
CAREER: 4, at Presbyterian (1/12/13)*

BLOCKED SHOTS

SEASON: 1, four times
(last: vs. North Carolina, 1/21/15)
CAREER: 2, four times
(last: vs. Coastal Caro., 2/1/14)*

FIELD GOALS

SEASON: 5, vs. Georgia Tech (1/10/15)
CAREER: 9, vs. VMI (1/18/14)*

FIELD GOAL ATTEMPTS

SEASON: 10, vs. Florida (12/20/14)
CAREER: 18, at NC State (11/16/13)*

FREE THROWS

SEASON: 2, three times
(last: vs. Princeton, 12/31/14)
CAREER: 6, vs. Johnson & Wales
(12/21/13)*

FREE THROW ATTEMPTS

SEASON: 4, vs. Princeton (12/31/14)
CAREER: 7, vs. Johnson & Wales
(12/21/13)*

3-POINT FIELD GOALS

SEASON: 4, vs. Iona (11/21/14)
CAREER: 5, vs. Coastal Carolina
(2/1/14)*

3-POINT FG ATTEMPTS

SEASON: 6, two times
(last: vs. Bucknell, 12/22/14)
CAREER: 9, vs. Coastal Carolina
(2/1/14)*

MINUTES PLAYED

SEASON: 27, vs. Bucknell (12/22/14)
CAREER: 41, at Georgia Southern
(11/30/13)*

*At Campbell University

LEONARD'S CAREER STATISTICS AT WAKE FOREST

Season	G	GS	MP	MPG	FG	FGA	PCT	3PT	3PA	PCT	FT	FTA	PCT	O-D-REB	AVG	PF-DQ	AS	TO	BS	ST	PTS	AVG
2014-15	24	18	417	17.4	50	125	.400	21	70	.300	10	17	.588	21-37-58	2.4	42-0	9	9	8	7	131	5.5
TOTAL	24	18	417	17.4	50	125	.400	21	70	.300	10	17	.588	21-37-58	2.4	42-0	9	9	8	7	131	5.5

LEONARD'S CAREER ACC STATISTICS AT WAKE FOREST

Season	G	GS	MP	MPG	FG	FGA	PCT	3PT	3PA	PCT	FT	FTA	PCT	O-D-REB	AVG	PF-DQ	AS	TO	BS	ST	PTS	AVG
2014-15	11	8	192	17.5	17	57	.298	8	37	.216	1	3	.333	6-17-23	2.1	20-0	1	0	3	1	43	3.9
TOTAL	11	8	192	17.5	17	57	.298	8	37	.216	1	3	.333	6-17-23	2.1	20-0	1	0	3	1	43	3.9

LEONARD'S CAREER STATISTICS AT CAMPBELL UNIVERSITY

Season	G	GS	MP	MPG	FG	FGA	PCT	3PT	3PA	PCT	FT	FTA	PCT	O-D-REB	AVG	PF-DQ	AS	TO	BS	ST	PTS	AVG
2012-13	33	20	612	18.5	86	181	.475	0	0	.000	13	23	.565	49-73-122	3.7	70-1	17	25	5	19	185	5.6
2013-14	32	30	823	25.7	127	252	.504	35	92	.380	38	53	.717	51-107-158	4.9	70-1	42	40	12	15	327	10.2
TOTAL	55	50	1435	26.1	213	433	.492	35	92	.380	51	76	.671	100-180-280	5.1	140-2	59	65	17	34	512	9.3

LEONARD'S CAREER STATISTICS AT KENT STATE UNIVERSITY

Season	G	GS	MP	MPG	FG	FGA	PCT	3PT	3PA	PCT	FT	FTA	PCT	O-D-REB	AVG	PF-DQ	AS	TO	BS	ST	PTS	AVG
2010-11	28	0	170	6.1	18	52	.346	9	26	.346	4	8	.50	17-20-37	1.3	23-0	1	3	4	6	49	1.8
TOTAL	28	0	170	6.1	18	52	.346	9	26	.346	4	8	.50	17-20-37	1.3	23-0	1	3	4	6	49	1.8

11 >> GREG McCLINTON

6-7, 200 // REDSHIRT FRESHMAN // FORWARD // WINSTON-SALEM, N.C. // HARGRAVE MILITARY ACADEMY

Long and athletic forward who sat out the 2013-14 season with a medical redshirt ... Spent the year off rehabbing his right knee after tearing his ACL during a high school game in January 2013 ... Makes plays happen with his size, length and leaping ability ... Defends the wing and the post well ... Able to knock down long-range shots or use his quickness to drive to the rim, especially in transition ... In addition to teammates Codi Miller-McIntyre and Andre Washington, other recent Hargrave products to play for the Deacons include Josh Howard (2000-03) and Trent Strickland (2003-06) ... Also joins Howard, C.J. Harris, Chris Paul and L.D. Williams as recent local products to play for the Deacons.

McCLINTON'S 2014-15 GAME-BY-GAME STATISTICS

Opponent	Date	Min	FG	FGA	Pct	3PT	3PA	Pct	FT	FTA	Pct	O	D	REB	Avg	PF	FO	AS	TO	BS	ST	TP	Avg
UNC ASHEVILLE	11/14/14	14*	1	2	.500	0	0	.000	0	0	.000	1	3	4	4.0	2	0	2	1	0	1	2	2.0
at Tulane	11/17/14	19*	2	4	.500	0	0	.000	0	0	.000	2	1	3	3.5	2	0	2	1	0	0	4	3.0
at Arkansas	11/19/14	14*	0	2	.000	0	0	.000	2	2	1.000	1	0	1	2.7	1	0	0	0	0	0	2	2.7
IONA	11/21/14	19	2	5	.400	0	0	.000	2	4	.500	3	3	6	3.5	3	0	1	1	1	0	6	3.5
NICHOLLS	11/24/14	13	1	3	.333	0	0	.000	0	0	.000	3	3	6	4.0	0	0	2	0	0	0	2	3.2
MT. ST. MARY'S	11/26/14	15	2	3	.667	0	0	.000	2	4	.500	1	0	1	3.5	1	0	0	0	0	0	6	3.7
DELAWARE ST.	11/28/14	11	0	1	.000	0	0	.000	0	0	.000	0	1	1	3.1	2	0	1	0	0	1	0	3.1
MINNESOTA	12/02/14	3	0	0	.000	0	0	.000	0	0	.000	1	1	2	3.0	0	0	1	0	0	0	0	2.8
at NC State	12/06/14	3	1	1	1.000	0	0	.000	0	0	.000	0	0	0	2.7	0	0	0	0	0	0	2	2.7
SAMFORD	12/14/14	13	1	6	.167	0	1	.000	5	7	.714	2	0	2	2.6	1	0	0	1	0	1	7	3.1
vs Florida	12/20/14	16	1	4	.250	0	0	.000	3	4	.750	3	0	3	2.6	3	0	1	3	0	0	5	3.3
BUCKNELL	12/22/14	24	4	5	.800	0	0	.000	2	3	.667	5	2	7	3.0	2	0	0	3	0	0	10	3.8
at Richmond	12/28/14	24*	4	6	.667	0	0	.000	2	2	1.000	3	3	6	3.2	3	0	0	1	1	0	10	4.3
PRINCETON	12/31/14	22*	1	4	.250	0	0	.000	3	4	.750	2	1	3	3.2	1	0	0	2	0	1	5	4.4
LOUISVILLE	01/04/15	20*	3	5	.600	0	0	.000	0	1	.000	3	3	6	3.4	0	0	4	4	0	1	6	4.5
DUKE	01/07/15	14*	1	2	.500	0	0	.000	1	2	.500	0	2	2	3.3	4	0	0	3	0	0	3	4.4
GEORGIA TECH	01/10/15	14*	1	1	1.000	0	0	.000	0	0	.000	1	0	1	3.2	1	0	0	1	0	0	2	4.2
at Syracuse	1/13/15	22*	2	5	.400	0	0	.000	3	3	1.000	0	1	1	3.1	2	0	3	1	0	1	7	4.4
N. CAROLINA	01/21/15	14*	2	5	.400	0	0	.000	0	2	.000	0	1	1	2.9	2	0	1	1	0	2	4	4.4
at Clemson	01/24/15	20*	1	2	.500	0	0	.000	0	0	.000	1	4	5	3.1	1	0	0	1	1	0	2	4.3
at Florida State	01/28/15	6*	0	0	.000	0	0	.000	2	2	1.000	0	1	1	3.0	2	0	0	1	0	1	2	4.1
VIRGINIA TECH	01/31/15	17*	0	1	.000	0	0	.000	0	2	.000	4	4	8	3.2	3	0	1	1	2	1	0	4.0
NC STATE	02/03/15	17*	3	4	.750	0	0	.000	0	0	.000	1	4	5	3.3	2	0	1	1	1	0	6	4.0
at Georgia Tech	02/07/15																						
DNP - SUSPENSION																							
TOTALS		354	33	71	.465	0	1	.000	27	42	.643	37	38	75	3.3	38	0	20	27	6	10	93	4.0

*denotes starter



SEASON HIGHS

POINTS

SEASON: 10, two times

(last: at Richmond, 12/28/14)

REBOUNDS

SEASON: 8, vs. Virginia Tech (1/31/15)

OFFENSIVE REBOUNDS

SEASON: 5, vs. Bucknell (12/22/14)

ASSISTS

SEASON: 4 vs. Louisville (1/4/15)

STEALS

SEASON: 2, vs. North Carolina (1/21/15)

BLOCKED SHOTS

SEASON: 2, vs. Virginia Tech (1/31/15)

FIELD GOALS

SEASON: 4, two times

(last: at Richmond, 12/28/14)

FIELD GOAL ATTEMPTS

SEASON: 6, two times

(last: at Richmond, 12/28/14)

FREE THROWS

SEASON: 5, vs. Samford (12/14/14)

FREE THROW ATTEMPTS

SEASON: 7, vs. Samford (12/14/14)

3-POINT FIELD GOALS

SEASON: 0

3-POINT FG ATTEMPTS

SEASON: 1, vs. Samford (12/14/14)

MINUTES PLAYED

SEASON: 24, two times

(last: at Richmond, 12/28/14)

McCLINTON'S CAREER STATISTICS

Season	G	GS	MP	MPG	FG	FGA	PCT	3PT	3PA	PCT	FT	FTA	PCT	O-D-REB	AVG	PF-DQ	AS	TO	BS	ST	PTS	AVG	
2013-14														DNP - MEDICAL REDSHIRT									
2014-15	23	14	354	15.4	33	71	.465	0	1	.000	27	42	.643	37	38-75	3.3	38-0	20	27	6	10	93	4.0
TOTAL	23	14	354	15.4	33	71	.465	0	1	.000	27	42	.643	37-38-75	3.3	38-0	20	27	6	10	93	4.0	

McCLINTON'S CAREER ACC STATISTICS

Season	G	GS	MP	MPG	FG	FGA	PCT	3PT	3PA	PCT	FT	FTA	PCT	O-D-REB	AVG	PF-DQ	AS	TO	BS	ST	PTS	AVG
2013-14														DNP - MEDICAL REDSHIRT								
2014-15	10	9	147	14.7	14	26	.538	0	0	.000	6	12	.500	10-20-30	3.0	17-0	10	14	4	6	34	3.4
TOTAL	10	9	147	14.7	14	26	.538	0	0	.000	6	12	.500	10-20-30	3.0	17-0	10	14	4	6	34	3.4

0 >> CODI MILLER-McINTYRE

6-3, 205 // JUNIOR // GUARD // CONCORD, N.C. // HARGRAVE MILITARY ACADEMY

Enjoyed a breakout season as a sophomore as one of the top guards in the ACC ... Ranked among the league leaders in scoring, assists, field goal percentage and assist/turnover ratio ... Outstanding floor leader who can play both guard positions ... Brings competitiveness and leadership to the team ... Very strong and quick ... Biggest asset is his ability to drive the ball to the rim but can also shoot it from long range ... Teammate of classmate Andre Washington at Hargrave Military Academy, where he was coached by former Deacon A.W. Hamilton ... Joins Josh Howard (2000-03) and Trent Strickland (2003-06) as recent Hargrave products to play for the Deacons ... Also joins Ishmael Smith (2007-10) as recent Concord natives to play for Wake Forest ... Member of Wake Forest's Student-Athlete Advisory Committee.

MILLER-McINTYRE'S 2014-15 GAME-BY-GAME STATISTICS

Opponent	Date	Min	FG	FGA	Pct	3PT	3PA	Pct	FT	FTA	Pct	O	D	REB	Avg	PF	FO	AS	TO	BS	ST	TP	Avg
UNC ASHEVILLE	11/14/14	30*	3	8	.375	0	0	.000	2	2	1.000	1	7	8	8.0	4	0	0	5	0	2	8	8.0
at Tulane	11/17/14	32*	5	12	.417	0	1	.000	2	4	.500	1	4	5	6.5	1	0	4	1	0	0	12	10.0
at Arkansas	11/19/14	32*	2	10	.200	0	2	.000	1	3	.333	2	3	5	6.0	0	0	3	1	0	1	5	8.3
IONA	11/21/14	28*	9	23	.391	0	3	.000	2	4	.500	2	3	5	5.8	1	0	0	2	0	1	20	11.3
NICHOLLS	11/24/14	19*	3	5	.600	0	0	.000	2	3	.667	0	2	2	5.0	2	0	3	2	0	0	8	10.6
MT. ST. MARY'S	11/26/14	22*	4	8	.500	0	0	.000	3	4	.750	2	6	8	5.5	2	0	7	2	0	0	11	10.7
DELAWARE ST.	11/28/14	26*	6	16	.375	0	1	.000	3	4	.750	0	1	1	4.9	2	0	1	1	1	0	15	11.3
MINNESOTA	12/02/14	22*	4	9	.444	0	0	.000	2	4	.500	0	0	0	4.3	1	0	2	3	0	0	10	11.1
at NC State	12/06/14	33*	9	18	.500	1	3	.333	3	8	.375	2	5	7	4.6	1	0	1	2	0	0	22	12.3
SAMFORD	12/14/14	30*	4	7	.571	1	2	.500	2	2	1.000	1	1	2	4.3	1	0	5	5	1	1	11	12.2
vs Florida	12/20/14	37*	5	15	.333	2	6	.333	4	5	.800	1	5	6	4.5	1	0	4	5	0	1	16	12.5
BUCKNELL	12/22/14	36*	5	14	.357	2	4	.500	7	13	.538	3	5	8	4.8	1	0	4	2	0	5	19	13.1
at Richmond	12/28/14	38*	7	17	.412	2	5	.400	1	1	1.000	0	4	4	4.7	1	0	6	2	1	2	17	13.4
PRINCETON	12/31/14	30*	4	7	.571	0	1	.000	1	2	.500	1	8	9	5.0	2	0	11	2	0	0	9	13.1
LOUISVILLE	01/04/15	31*	5	10	.500	0	1	.000	4	8	.500	1	7	8	5.2	3	0	1	5	0	1	14	13.1
DUKE	01/07/15	38*	4	11	.364	0	2	.000	5	7	.714	0	9	9	5.4	3	0	8	3	1	0	13	13.1
GEORGIA TECH	01/10/15	24*	2	4	.500	0	0	.000	1	2	.500	0	3	3	5.3	3	0	4	3	0	2	5	12.6
at Syracuse	01/13/15	43*	9	17	.529	2	4	.500	4	8	.500	0	6	6	5.3	0	0	6	3	2	1	24	13.3
N.CAROLINA	01/21/15	31*	6	14	.429	1	3	.333	7	11	.636	3	3	6	5.4	3	0	6	4	0	1	20	13.6
at Clemson	01/24/15	32*	5	15	.333	0	2	.000	4	4	1.000	0	6	6	5.4	3	0	4	2	0	2	14	13.7
at Florida State	01/28/15	41*	9	20	.450	0	1	.000	7	11	.636	1	0	1	5.2	1	0	3	4	0	0	25	14.2
VIRGINIA TECH	01/31/15	35*	7	7	1.000	0	0	.000	5	7	.714	0	1	1	5.0	2	0	3	2	2	1	19	14.4
NC STATE	02/03/15	34*	6	9	.667	1	2	.500	10	12	.833	0	3	3	4.9	3	0	5	3	2	1	23	14.8
at Georgia Tech	02/07/15	32*	3	10	.300	0	2	.000	1	1	1.000	2	3	5	4.9	2	0	3	2	0	2	7	14.5
TOTALS		756	126	286	.441	12	45	.267	83	130	.638	23	95	118	4.9	43	0	94	66	10	24	347	14.5

*denotes starter



SEASON/CAREER HIGHS

POINTS

SEASON: 25, at Florida State (1/28/15)
 CAREER: 26, two times
 (last: vs. Richmond, 12/7/13)

REBOUNDS

SEASON: 9, three times
 (last: vs. Duke, 1/7/15)
 CAREER: 9, two times
 (last: vs. Duke, 1/7/15)

OFFENSIVE REBOUNDS

SEASON: 3, two times
 (last: vs. North Carolina (1/21/15)
 SEASON: 3, two times
 (last: vs. North Carolina (1/21/15)

ASSISTS

SEASON: 11 vs. Princeton (12/31/14)
 CAREER: 11 vs. Princeton (12/31/14)

STEALS

SEASON: 5, vs. Bucknell (12/22/14)
 CAREER: 5, vs. Bucknell (12/22/14)

BLOCKED SHOTS

SEASON: 2, three times
 (last vs. NC State (2/3/15)
 CAREER: 2, three times
 (last vs. NC State (2/3/15)

FIELD GOALS

SEASON: 9, three times
 (last: at Syracuse, 1/13/15)
 CAREER: 10, vs. Kansas (11/28/13)

FIELD GOAL ATTEMPTS

SEASON: 23, vs. Iona (11/21/14)
 CAREER: 23, vs. Iona (11/21/14)

FREE THROWS

SEASON: 10, vs. NC State (2/3/15)
 CAREER: 10, two times
 (last: vs. NC State (2/3/15)

FREE THROW ATTEMPTS

SEASON: 13, vs. Bucknell (12/22/14)
 CAREER: 13, two times
 (last: vs. Bucknell, 12/22/14)

3-POINT FIELD GOALS

SEASON: 2, four times
 (last: at Syracuse, 1/13/15)
 CAREER: 3, vs. UConn (11/16/12)

3-POINT FG ATTEMPTS

SEASON: 6, vs. Florida (12/20/14)
 CAREER: 6, three times
 (last: vs. Florida, 12/20/14)

MINUTES PLAYED

SEASON: 43 at Syracuse (1/13/15)
 CAREER: 43 at Syracuse (1/13/15)

MILLER-McINTYRE'S CAREER STATISTICS

Season	G	GS	MP	MPG	FG	FGA	PCT	3PT	3PA	PCT	FT	FTA	PCT	O-D-REB	AVG	PF-DQ	AS	TO	BS	ST	PTS	AVG
2012-13	30	29	868	28.9	99	239	.414	20	62	.323	26	46	.565	15-67-82	2.7	63-1	78	57	1	19	244	8.1
2013-14	32	31	1033	32.3	149	344	.433	14	70	.200	91	145	.628	22-75-97	3.0	55-1	134	64	1	24	403	12.6
2014-15	24	24	756	31.5	126	286	.441	12	45	.267	83	130	.638	23-95-118	4.9	43-0	94	66	10	24	347	14.5
TOTAL	86	84	2657	30.9	374	869	.430	46	177	.260	200	321	.623	60-237-297	3.5	161-2	306	187	12	67	994	11.6

MILLER-McINTYRE'S CAREER ACC STATISTICS

Season	G	GS	MP	MPG	FG	FGA	PCT	3PT	3PA	PCT	FT	FTA	PCT	O-D-REB	AVG	PF-DQ	AS	TO	BS	ST	PTS	AVG
2012-13	17	16	491	28.9	56	145	.386	9	37	.243	15	30	.500	11-34-45	2.6	35-0	39	32	0	10	136	8.0
2013-14	17	16	532	31.3	65	163	.399	3	32	.094	34	63	.540	8-33-41	2.4	33-1	72	33	0	11	167	9.8
2014-15	11	11	374	34.0	65	135	.481	5	20	.250	51	79	.646	9-46-55	5.0	24-0	44	33	7	11	186	16.9
TOTAL	45	43	1397	31.0	186	443	.420	17	89	.191	100	172	.581	28-113-141	3.1	92-1	155	98	7	32	489	10.9

44 >> KONSTANTINOS MITOGLOU

6-10, 225 // FRESHMAN // FORWARD // THESSALONIKI, GREECE // ARISTOTELEIO COLLEGE OF THESSALONIKI

One of the top young players in Greece ... Skilled big man who can shoot it from long range ... Played for the Greek U18 national team in 2013 and 2014 ... Played for the Greek club Aris BC but decided to attend college before signing a professional contract ... Nicknamed "Dinos".

MITOGLOU'S 2014-15 GAME-BY-GAME STATISTICS

Opponent	Date	Min	FG	FGA	Pct	3PT	3PA	Pct	FT	FTA	Pct	O	D	REB	Avg	PF	FO	AS	TO	BS	ST	TP	Avg
UNC ASHEVILLE	11/14/14	25*	4	7	.571	0	2	.000	9	10	.900	2	6	8	8.0	4	0	1	2	2	1	17	17.0
at Tulane	11/17/14	19*	3	7	.429	1	2	.500	0	0	.000	3	1	4	6.0	3	0	1	1	1	1	7	12.0
at Arkansas	11/19/14	15*	0	5	.000	0	1	.000	0	0	.000	1	2	3	5.0	2	0	0	0	0	0	0	8.0
IONA	11/21/14	17	3	7	.429	0	1	.000	4	5	.800	6	5	11	6.5	1	0	1	1	2	0	10	8.5
NICHOLLS	11/24/14	17	3	5	.600	0	1	.000	3	4	.750	2	2	4	6.0	2	0	0	1	3	1	9	8.6
MT. ST. MARY'S	11/26/14	14	2	6	.333	1	4	.250	0	1	.000	2	3	5	5.8	1	0	2	0	1	1	5	8.0
DELAWARE ST.	11/28/14	20	1	5	.200	0	4	.000	7	12	.583	2	2	4	5.6	0	0	1	1	1	2	9	8.1
MINNESOTA	12/02/14	21	3	6	.500	2	4	.500	1	4	.250	0	3	3	5.3	2	0	0	1	0	1	9	8.3
at NC State	12/06/14	25	2	5	.400	1	2	.500	2	2	1.000	2	6	8	5.6	3	0	0	3	0	0	7	8.1
SAMFORD	12/14/14	18	4	7	.571	0	0	.000	1	1	1.000	4	3	7	5.7	0	0	1	0	1	1	9	8.2
vs Florida	12/20/14	25	3	7	.429	2	5	.400	0	0	.000	1	1	2	5.4	1	0	0	0	0	0	8	8.2
BUCKNELL	12/22/14	10	1	3	.333	0	2	.000	0	0	.000	0	0	0	4.9	5	1	0	0	1	0	2	7.7
at Richmond	12/28/14	21	4	7	.571	3	4	.750	0	0	.000	2	4	6	5.0	2	0	1	0	0	0	11	7.9
PRINCETON	12/31/14	27	4	7	.571	3	6	.500	4	4	1.000	1	6	7	5.1	2	0	0	1	2	1	15	8.4
LOUISVILLE	01/04/15	18	2	7	.286	0	3	.000	2	2	1.000	1	0	1	4.9	4	0	0	1	0	1	6	8.3
DUKE	01/07/15	16	1	3	.333	0	2	.000	0	0	.000	0	2	2	4.7	0	0	1	1	0	1	2	7.9
GEORGIA TECH	01/10/15	17	1	4	.250	0	3	.000	1	4	.250	1	4	5	4.7	2	0	0	1	0	0	3	7.6
at Syracuse	01/13/15	36	10	13	.769	4	7	.571	2	2	1.000	1	5	6	4.8	3	0	0	3	0	2	26	8.6
N. CAROLINA	01/21/15	23	3	8	.375	2	7	.286	2	2	1.000	1	1	2	4.6	1	0	0	4	0	0	10	8.7
at Clemson	01/24/15	17	2	7	.286	2	5	.400	3	4	.750	3	1	4	4.6	4	0	0	0	0	0	9	8.7
at Florida State	01/28/15	20	2	8	.250	1	6	.167	0	0	.000	1	2	3	4.5	4	0	0	0	0	0	5	8.5
VIRGINIA TECH	01/31/15	22*	5	11	.455	3	7	.429	2	4	.500	2	3	5	4.5	1	0	0	1	0	0	15	8.8
NC STATE	02/03/15	26*	3	6	.500	3	5	.600	0	0	.000	0	4	4	4.5	3	0	0	2	2	0	9	8.8
at Georgia Tech	02/07/15	25*	5	9	.556	3	5	.600	2	2	1.000	2	4	6	4.6	1	0	0	0	0	1	15	9.1
TOTALS		494	71	160	.444	31	88	.352	45	63	.714	40	70	110	4.6	51	1	9	24	16	14	218	9.1

*denotes starter



SEASON HIGHS

POINTS

SEASON: 26, at Syracuse (1/13/15)

REBOUNDS

SEASON: 11, vs. Iona (11/21/14)

OFFENSIVE REBOUNDS

SEASON: 6, vs. Iona (11/21/14)

ASSISTS

SEASON: 2, vs. Mount St. Mary's (11/26/14)

STEALS

SEASON: 2, two times
(last: at Syracuse (1/13/15))

BLOCKED SHOTS

SEASON: 3, vs. Nicholls (11/24/14)

FIELD GOALS

SEASON: 10, at Syracuse (1/13/15)

FIELD GOAL ATTEMPTS

SEASON: 13, at Syracuse (1/13/15)

FREE THROWS

SEASON: 9, vs. UNC Asheville (11/14/14)

FREE THROW ATTEMPTS

SEASON: 12, vs. Delaware State (11/28/14)

3-POINT FIELD GOALS

SEASON: 4, at Syracuse (1/13/15)

3-POINT FG ATTEMPTS

SEASON: 7, three times
(last: vs. Virginia Tech (1/31/15))

MINUTES PLAYED

SEASON: 36, at Syracuse (1/13/15)

MITOGLOU'S CAREER STATISTICS

Season	G	GS	MP	MPG	FG	FGA	PCT	3PT	3PA	PCT	FT	FTA	PCT	O-D-REB	AVG	PF-DQ	AS	TO	BS	ST	PTS	AVG
2014-15	24	6	494	20.6	71	160	.444	31	88	.352	45	63	.714	40-70-110	4.6	51-1	9	24	16	14	218	9.1
TOTAL	24	6	494	20.6	71	160	.444	31	88	.352	45	63	.714	40-70-110	4.6	51-1	9	24	16	14	218	9.1

MITOGLOU'S CAREER ACC STATISTICS

Season	G	GS	MP	MPG	FG	FGA	PCT	3PT	3PA	PCT	FT	FTA	PCT	O-D-REB	AVG	PF-DQ	AS	TO	BS	ST	PTS	AVG
2014-15	11	3	245	22.3	36	81	.444	19	52	.365	16	22	.727	14-32-46	4.2	26-0	1	16	2	5	107	9.7
TOTAL	11	3	245	22.3	36	81	.444	19	52	.365	16	22	.727	14-32-46	4.2	26-0	1	16	2	5	107	9.7

33 >> AARON ROUNTREE III

6-8, 200 // JUNIOR // FORWARD // WILSON, N.C. // GREENFIELD SCHOOL

Long and athletic forward who can play multiple positions on the floor ... Fan favorite who brings great energy to the court ... A true stat stuffer who does a number of things well ... The team's most versatile defender with the ability to guard every position on the court ... Versatile offensive player and great rebounder ... Aggressive rebounder who makes hustle plays ... Nominated for the 2014-15 NABC Good Works Team for his community service efforts ... Two-time nominee for the Good Works Team ... Member of Wake Forest's Student-Athlete Advisory Committee.

ROUNTREE'S 2014-15 GAME-BY-GAME STATISTICS

Opponent	Date	Min	FG	FGA	Pct	3PT	3PA	Pct	FT	FTA	Pct	O	D	REB	Avg	PF	FO	AS	TO	BS	ST	TP	Avg
UNC ASHEVILLE	11/14/14	11	0	2	.000	0	0	.000	0	0	.000	1	0	1	1.0	2	0	1	2	0	0	0	0.0
at Tulane	11/17/14	13	1	1	1.000	0	0	.000	4	4	1.000	0	4	4	2.5	2	0	1	0	1	0	0	6.0
at Arkansas	11/19/14	14	1	2	.500	0	0	.000	0	0	.000	0	2	2	2.3	2	0	2	0	0	1	2	2.7
IONA	11/21/14	6	0	1	.000	0	0	.000	0	0	.000	1	0	1	2.0	3	0	0	0	1	0	0	2.0
NICHOLLS	11/24/14	14	2	2	1.000	0	0	.000	1	1	1.000	1	1	2	2.0	2	0	0	0	2	0	5	2.6
MT. ST. MARY'S	11/26/14	10	2	3	.667	0	0	.000	0	0	.000	1	2	3	2.2	2	0	0	0	2	0	4	2.8
DELAWARE ST.	11/28/14	24	3	6	.500	0	0	.000	3	3	1.000	2	3	5	2.6	2	0	1	1	1	1	9	3.7
MINNESOTA	12/02/14	21	2	4	.500	0	0	.000	3	5	.600	4	2	6	3.0	2	0	2	1	1	3	7	4.1
at NC State	12/06/14	7	0	0	.000	0	0	.000	0	0	.000	1	0	1	2.8	1	0	0	1	0	0	0	3.7
SAMFORD	12/14/14	17	1	8	.125	0	0	.000	1	2	.500	3	4	7	3.2	0	0	1	1	1	1	3	3.6
vs Florida	12/20/14	27*	1	3	.333	1	1	1.000	0	0	.000	1	0	1	3.0	1	0	5	3	0	0	3	3.5
BUCKNELL	12/22/14	22*	0	3	.000	0	1	.000	0	1	.000	1	1	2	2.9	2	0	1	2	3	2	0	3.3
at Richmond	12/28/14																						
PRINCETON	12/31/14																						
LOUISVILLE	01/04/15																						
DUKE	01/07/15																						
GEORGIA TECH	01/10/15																						
at Syracuse	01/13/15																						
N. CAROLINA	01/21/15																						
at Clemson	01/24/15	6	1	3	.333	0	1	.000	1	2	.500	0	1	1	2.8	0	0	0	0	0	0	3	3.2
at Florida State	01/28/15	21	1	2	.500	0	0	.000	1	2	.500	1	2	3	2.8	2	0	0	2	0	1	3	3.2
VIRGINIA TECH	01/31/15	9	0	0	.000	0	0	.000	0	0	.000	0	0	0	2.6	2	0	2	0	1	0	0	3.0
NC STATE	02/03/15	8	0	1	.000	0	0	.000	0	0	.000	0	2	2	2.6	1	0	0	0	0	1	0	2.8
at Georgia Tech	02/07/15	12*	0	2	.000	0	0	.000	0	0	.000	2	1	3	2.6	2	0	0	0	0	0	0	2.6
TOTALS		242	15	43	.349	1	3	.333	14	20	.700	19	25	44	2.6	28	0	16	13	13	10	45	2.6

*denotes starter



SEASON/CAREER HIGHS

POINTS

SEASON: 9, vs. Delaware State (11/28/14)

CAREER: 11, vs. High Point (12/5/12)

REBOUNDS

SEASON: 7, vs. Samford (12/14/14)

CAREER: 7, two times

(last: vs. Samford, 12/14/14)

OFFENSIVE REBOUNDS

SEASON: 4, two times

(last: vs. Minnesota, 12/2/14)

CAREER: 4, two times

(last: vs. Minnesota, 12/2/14)

ASSISTS

SEASON: 5, vs. Florida (12/20/14)

CAREER: 5, vs. Florida (12/20/14)

STEALS

SEASON: 3, vs. Minnesota (12/2/14)

CAREER: 4, vs. Boston College (1/12/13)

BLOCKED SHOTS

SEASON: 3, vs. Bucknell (12/22/14)

CAREER: 5, vs. Wm. & Mary (11/23/12)

FIELD GOALS

SEASON: 3, vs. Delaware State

(11/28/14)

CAREER: 4, vs. High Point (12/5/12)

FIELD GOAL ATTEMPTS

SEASON: 8, vs. Samford (12/14/14)

CAREER: 8, vs. Samford (12/14/14)

FREE THROWS

SEASON: 4, at Tulane (11/17/14)

CAREER: 4, two times

(last: at Tulane (11/17/14))

FREE THROW ATTEMPTS

SEASON: 5, vs. Minnesota (12/14/14)

CAREER: 6, vs. Furman (12/18/12)

3-POINT FIELD GOALS

SEASON: 1, vs. Florida (12/20/14)

CAREER: 2, vs. High Point (12/5/12)

3-POINT FG ATTEMPTS

SEASON: 1, two times

(last: vs. Bucknell, 12/22/14)

CAREER: 3, vs. Seton Hall (12/8/12)

MINUTES PLAYED

SEASON: 27, vs. Florida (12/20/14)

CAREER: 27, vs. Florida (12/20/14)

ROUNTREE'S CAREER STATISTICS

Season	G	GS	MP	MPG	FG	FGA	PCT	3PT	3PA	PCT	FT	FTA	PCT	O-D-REB	AVG	PF-DQ	AS	TO	BS	ST	PTS	AVG
2012-13	30	0	326	10.9	23	45	.511	4	12	.333	15	27	.556	12-43-55	1.8	44-0	19	17	28	25	65	2.2
2013-14	32	0	325	10.2	20	48	.417	3	10	.300	7	18	.389	14-34-48	1.5	36-0	16	12	17	12	50	1.6
2014-15	17	3	242	14.2	15	43	.349	1	3	.333	14	20	.700	19-25-44	2.6	28-0	16	13	13	10	45	2.6
TOTAL	79	3	893	11.3	58	136	.426	8	25	.320	36	65	.554	45-102-147	1.9	108-0	51	42	58	47	160	2.0

ROUNTREE'S CAREER ACC STATISTICS

Season	G	GS	MP	MPG	FG	FGA	PCT	3PT	3PA	PCT	FT	FTA	PCT	O-D-REB	AVG	PF-DQ	AS	TO	BS	ST	PTS	AVG
2012-13	18	0	170	9.4	6	17	.353	0	2	.000	6	10	.600	3-24-27	1.5	27-0	7	10	13	12	18	1.0
2013-14	17	0	161	9.5	9	25	.360	1	6	.167	2	5	.400	6-17-23	1.4	18-0	7	5	10	9	21	1.2
2014-15	6	1	63	10.5	2	8	.250	0	1	.000	2	4	.500	4-6-10	1.7	8-0	2	3	1	2	6	1.0
TOTAL	41	1	394	9.6	17	50	.340	1	9	.111	10	19	.526	13-47-60	1.5	53-0	16	18	24	23	45	1.1

2 >> DEVIN THOMAS

6-9, 255 // JUNIOR // FORWARD // HARRISBURG, PA. // CENTRAL DAUPHIN HS

Strong and athletic forward who is one of the most productive big men in the ACC, ranking fourth in the league in rebounding in 2013-14 ... High energy player who thrives in the low post ... Lefty who uses his strength to gain position and score in the paint ... Great rebounder ... Possesses good footwork for a big man ... Stat stuffer who has ranked among the team leaders in assists, blocks and steals each of the past two seasons ... Younger brother of former Maryland All-American and current Connecticut Sun player Alyssa Thomas.

THOMAS' 2014-15 GAME-BY-GAME STATISTICS

Opponent	Date	Min	FG	FGA	Pct	3PT	3PA	Pct	FT	FTA	Pct	O	D	REB	Avg	PF	FO	AS	TO	BS	ST	TP	Avg
UNC ASHEVILLE	11/14/14	34*	7	9	.778	0	0	.000	11	19	.579	2	11	13	13.0	3	0	1	4	2	0	25	25.0
at Tulane	11/17/14	24*	6	12	.500	0	0	.000	1	4	.250	2	10	12	12.5	2	0	2	2	1	0	13	19.0
at Arkansas	11/19/14	30*	8	11	.727	0	0	.000	3	4	.750	4	6	10	11.7	1	0	1	6	0	0	19	19.0
IONA	11/21/14	34*	2	8	.250	0	0	.000	8	11	.727	2	16	18	13.3	5	1	3	2	2	0	12	17.3
NICHOLLS	11/24/14	15*	2	4	.500	0	0	.000	3	4	.750	1	5	6	11.8	1	0	1	4	0	1	7	15.2
MT. ST. MARY'S	11/26/14	16*	2	2	1.000	0	0	.000	2	4	.500	0	6	6	10.8	3	0	1	1	0	0	6	13.7
DELAWARE ST.	11/28/14	28*	0	7	.000	0	0	.000	0	0	.000	1	6	7	10.3	3	0	3	1	2	3	0	11.7
MINNESOTA	12/02/14	20*	1	4	.250	0	0	.000	2	4	.500	2	6	8	10.0	4	0	0	4	1	2	4	10.8
at NC State	12/06/14	24*	4	12	.333	0	0	.000	2	6	.333	0	5	5	9.4	5	1	1	3	1	0	10	10.7
SAMFORD	12/14/14	25*	7	11	.636	0	0	.000	5	7	.714	5	3	8	9.3	1	0	2	2	1	0	19	11.5
vs Florida	12/20/14	31*	3	5	.600	0	0	.000	1	3	.333	2	7	9	9.3	3	0	0	10	1	4	7	11.1
BUCKNELL	12/22/14	20*	2	5	.400	0	0	.000	4	6	.667	3	8	11	9.4	3	1	0	1	1	1	8	10.8
at Richmond	12/28/14	33*	4	12	.333	0	0	.000	1	2	.500	6	7	13	9.7	2	0	2	4	0	2	9	10.7
PRINCETON	12/31/14	24*	4	12	.333	0	0	.000	3	6	.500	3	6	9	9.6	3	0	1	1	1	0	11	10.7
LOUISVILLE	01/04/15	36*	11	14	.786	0	0	.000	9	17	.529	1	10	11	9.7	1	0	1	0	2	0	31	12.1
DUKE	01/07/15	35*	12	20	.600	0	0	.000	0	0	.000	4	1	5	9.4	2	0	3	1	1	4	24	12.8
GEORGIA TECH	01/10/15	30*	5	9	.556	0	0	.000	7	10	.700	4	10	14	9.7	4	0	2	7	1	0	17	13.1
at Syracuse	01/13/15	33*	4	6	.667	0	0	.000	3	4	.750	3	7	10	9.7	5	1	2	0	0	0	11	12.9
N. CAROLINA	01/21/15	31*	4	8	.500	0	0	.000	4	7	.571	5	7	12	9.8	2	0	2	2	0	0	12	12.9
at Clemson	01/24/15	34*	6	14	.429	0	0	.000	5	10	.500	6	6	12	10.0	3	0	2	2	1	1	17	13.1
VIRGINIA TECH	01/31/15	30*	3	5	.600	0	0	.000	3	6	.500	4	4	8	10.0	4	0	5	3	2	0	9	12.9
NC STATE	02/03/15	30*	5	8	.625	0	0	.000	6	12	.500	2	8	10	10.0	4	0	3	3	2	1	16	13.0
at Georgia Tech	02/07/15	19*	3	9	.333	0	0	.000	0	0	.000	1	4	5	9.8	0	0	2	4	0	0	6	12.7
TOTALS		677	108	217	.498	0	0	.000	89	152	.586	70	164	234	9.8	67	4	41	67	24	19	305	12.7

*denotes starter



SEASON/CAREER HIGHS

POINTS

SEASON: 30 vs. Louisville (1/4/15)
 CAREER: 30 vs. Louisville (1/4/15)

REBOUNDS

SEASON: 18, vs. Iona (11/21/14)
 CAREER: 19, vs. Richmond (12/7/13)

OFFENSIVE REBOUNDS

SEASON: 6, three times
 (last: at Florida State, 1/28/15)
 CAREER: 9, vs. NC State (1/22/13)

ASSISTS

SEASON: 5, vs. Virginia Tech (1/31/15)
 CAREER: 5, three times
 (last: vs. Virginia Tech 1/31/15)

STEALS

SEASON: 4, vs. Florida (12/20/14)
 CAREER: 4, two times
 (last: vs. Florida, 12/20/14)

BLOCKED SHOTS

SEASON: 2, five times
 (last: vs. NC State, 2/3/15)
 CAREER: 5, at Georgia Tech (1/26/13)

FIELD GOALS

SEASON: 12, vs. Duke (1/7/15)
 CAREER: 12, vs. Duke (1/7/15)

FIELD GOAL ATTEMPTS

SEASON: 20, vs. Duke (1/7/15)
 CAREER: 20, vs. Duke (1/7/15)

FREE THROWS

SEASON: 11, vs. UNC Asheville
 (11/14/14)
 CAREER: 12, vs. Boston College (3/1/14)

FREE THROW ATTEMPTS

SEASON: 19, vs. UNC Asheville
 (11/14/14)
 CAREER: 19, vs. UNC Asheville
 (11/14/14)

3-POINT FIELD GOALS

SEASON: 0
 CAREER: 0

3-POINT FG ATTEMPTS

SEASON: 0
 CAREER: 0

MINUTES PLAYED

SEASON: 36 vs. Louisville (1/4/15)
 CAREER: 38, vs. Boston College (3/1/14)

THOMAS' CAREER STATISTICS

Season	G	GS	MP	MPG	FG	FGA	PCT	3PT	3PA	PCT	FT	FTA	PCT	O-D-REB	AVG	PF-DQ	AS	TO	BS	ST	PTS	AVG
2012-13	31	31	845	27.3	106	213	.498	0	0	.000	70	127	.551	79-155-234	7.5	66-0	41	77	43	32	282	9.1
2013-14	33	32	929	28.2	138	256	.539	0	0	.000	91	172	.529	64-185-249	7.5	106-6	50	82	29	19	367	11.1
2014-15	24	24	677	28.2	108	217	.498	0	0	.000	89	152	.586	70-164-234	9.8	67-4	41	67	24	19	305	12.7
TOTAL	88	87	2451	27.9	352	686	.513	0	0	.000	250	451	.554	213-504-717	8.1	239-10	132	226	96	70	954	10.8

THOMAS' CAREER ACC STATISTICS

Season	G	GS	MP	MPG	FG	FGA	PCT	3PT	3PA	PCT	FT	FTA	PCT	O-D-REB	AVG	PF-DQ	AS	TO	BS	ST	PTS	AVG
2012-13	18	18	524	29.1	71	137	.518	0	0	.000	47	82	.573	55-102-157	8.7	43-0	21	52	27	19	189	10.5
2013-14	18	18	524	29.1	72	131	.550	0	1	.000	46	91	.505	29-83-112	6.2	60-3	28	49	16	14	190	10.6
2014-15	11	11	343	31.2	60	115	.522	0	0	.000	45	78	.577	37-67-104	9.5	33-2	24	25	12	6	165	15.0
TOTAL	47	47	1391	29.6	203	383	.530	0	0	.000	138	251	.550	121-252-373	7.9	136-5	73	126	55	39	544	11.6

31 >> ANDRE WASHINGTON


7-0, 240 // JUNIOR // CENTER // ROCKY MOUNT, VA. // HARGRAVE MILITARY ACADEMY

Long and athletic seven-footer with a tremendous ability to alter shots on the defensive end ... Has shown great improvement over the offseason ... Ranked among the ACC leaders in blocks in 2013-14 despite averaging under eight minutes per game ... Excels with his back to the basket ... Extremely long and has great hands ... Teammate of Codi Miller-McIntyre at Hargrave Military Academy, where he was coached by former Deacon A.W. Hamilton ... Joins Josh Howard (2000-03) and Trent Strickland (2003-06) as recent Hargrave products to play for the Deacons.

WASHINGTON'S 2014-15 GAME-BY-GAME STATISTICS

Opponent	Date	Min	FG	FGA	Pct	3PT	3PA	Pct	FT	FTA	Pct	O	D	REB	Avg	PF	FO	AS	TO	BS	ST	TP	Avg
NC ASHEVILLE	11/14/14																						
at Tulane	11/17/14	3	1	2	.500	0	0	.000	0	0	.000	1	0	1	1.0	1	0	0	0	0	0	2	2.0
at Arkansas	11/19/14	4	1	1	1.000	0	0	.000	2	2	1.000	1	0	1	1.0	1	0	0	0	0	0	4	3.0
IONA	11/21/14																						
NICHOLLS	11/24/14	13	0	1	.000	0	0	.000	4	4	1.000	1	3	4	2.0	2	0	1	1	0	0	4	3.3
MT. ST. MARY'S	11/26/14	9	1	3	.333	0	0	.000	3	4	.750	1	1	2	2.0	0	0	0	0	0	0	5	3.8
DELAWARE ST.	11/28/14																						
MINNESOTA	12/02/14																						
at NC State	12/06/14	8	1	1	1.000	0	0	.000	0	0	.000	0	0	0	1.6	1	0	0	0	0	1	2	3.4
SAMFORD	12/14/14	2	0	1	.000	0	0	.000	0	0	.000	0	0	0	1.3	1	0	0	0	1	1	0	2.8
vs. Florida	12/20/14																						
BUCKNELL	12/22/14	3	0	0	.000	0	0	.000	0	0	.000	0	0	0	1.1	1	0	0	1	2	0	0	2.4
at Richmond	12/28/14																						
PRINCETON	12/31/14	2	0	0	.000	0	0	.000	0	0	.000	0	0	0	1.0	0	0	0	0	0	0	0	2.1
LOUISVILLE	01/04/15	2	0	0	.000	0	0	.000	0	0	.000	0	0	0	0.9	1	0	0	0	1	0	0	1.9
DUKE	01/07/15	3	1	1	1.000	0	0	.000	0	0	.000	0	1	1	0.9	2	0	0	0	1	0	2	1.9
GEORGIA TECH	01/10/15	10	1	4	.250	0	0	.000	0	0	.000	2	1	3	1.1	1	0	0	1	2	0	2	1.9
at Syracuse	1/13/15	1	0	0	.000	0	0	.000	0	0	.000	0	0	0	1.0	1	0	0	0	0	0	0	1.8
N. CAROLINA	01/21/15	7	1	2	.500	0	0	.000	0	0	.000	1	1	2	1.1	1	0	0	0	0	0	2	1.8
at Clemson	01/24/15	4	0	1	.000	0	0	.000	0	1	.000	0	1	1	1.1	1	0	0	1	1	0	0	1.6
at Florida State	01/28/15	7	1	1	1.000	0	0	.000	0	2	.000	0	0	0	1.0	2	0	0	0	0	0	2	1.7
VIRGINIA TECH	01/31/15	0	0	0	.000	0	0	.000	0	0	.000	0	0	0	0.9	0	0	0	0	0	0	0	1.6
NC STATE	02/03/15	3	1	1	1.000	0	0	.000	0	0	.000	0	1	1	0.9	1	0	0	1	2	0	2	1.6
at Georgia Tech	02/07/15	15	2	4	.500	0	0	.000	2	2	1.000	2	0	2	1.0	4	0	0	0	4	0	6	1.8
TOTALS		96	11	23	.478	0	0	.000	11	15	.733	9	9	18	1.0	21	0	1	5	14	2	33	1.8

*denotes starter



SEASON/CAREER HIGHS

POINTS

SEASON: 5, vs Mount St. Mary's (11/26/14)
 CAREER: 8, two times
 (last: at Virginia Tech, 1/22/14)

REBOUNDS

SEASON: 2, vs. Mount St. Mary's (11/26/14)
 CAREER: 5, vs. Presbyterian (11/15/13)

OFFENSIVE REBOUNDS

SEASON: 2, vs. Georgia Tech (1/10/15)
 CAREER: 3, two times
 (last: vs. Jacksonville, 11/18/13)

ASSISTS

SEASON: 1, vs. Nicholls (11/24/14)
 CAREER: 1, six times
 (last: vs. Nicholls, 11/24/14)

STEALS

SEASON: 1, two times
 (last: vs. Samford, 12/14/14)
 CAREER: 1, five times
 (last: vs. Samford, 12/14/14)

BLOCKED SHOTS

SEASON: 2, three times
 (last: vs. NC State (2/3/15)
 CAREER: 5, at Xavier (12/28/13)

FIELD GOALS

SEASON: 2, at Georgia Tech, 2/7/15
 CAREER: 4, vs. USC (11/29/13)

FIELD GOAL ATTEMPTS

SEASON: 4, two times
 (last: at Georgia Tech (2/7/15)
 CAREER: 6, vs. Jacksonville (11/18/13)

FREE THROWS

SEASON: 4, vs. Nicholls (11/24/14)
 CAREER: 4, two times
 (last: vs. Nicholls, 11/24/14)

FREE THROW ATTEMPTS

SEASON: 4, two times:
 (last: vs. Mount St. Mary's, 11/26/14)
 CAREER: 8, vs. The Citadel (11/21/13)

3-POINT FIELD GOALS

SEASON: 0
 CAREER: 0

3-POINT FG ATTEMPTS

SEASON: 0
 CAREER: 0

MINUTES PLAYED

SEASON: 15, at Georgia Tech (2/7/15)
 CAREER: 18, at Xavier (12/28/13)

WASHINGTON'S CAREER STATISTICS

Season	G	GS	MP	MPG	FG	FGA	PCT	3PT	3PA	PCT	FT	FTA	PCT	O-D-REB	AVG	PF-DQ	AS	TO	BS	ST	PTS	AVG
2012-13	17	0	84	4.9	5	13	.385	0	0	.000	7	10	.700	2-9-11	0.6	15-0	0	4	4	0	17	1.0
2013-14	29	1	229	7.9	24	49	.490	0	0	.000	18	33	.545	22-30-52	1.8	39-0	5	11	39	3	66	2.3
2014-15	18	0	96	5.3	11	23	.478	0	0	.000	11	15	.733	9-9-18	1.0	21-0	1	5	14	2	33	1.8
TOTAL	64	1	409	6.4	40	85	.471	0	0	.000	36	58	.621	33-48-81	1.3	75-0	6	20	57	5	116	1.8

WASHINGTON'S CAREER ACC STATISTICS

Season	G	GS	MP	MPG	FG	FGA	PCT	3PT	3PA	PCT	FT	FTA	PCT	O-D-REB	AVG	PF-DQ	AS	TO	BS	ST	PTS	AVG
2012-13	11	0	55	5.0	3	8	.375	0	0	.000	5	8	.625	2-5-7	0.6	10-0	0	3	3	0	11	1.0
2013-14	15	0	82	5.5	5	9	.556	0	0	.000	4	8	.500	5-11-16	1.1	15-0	0	2	11	1	14	0.9
2014-15	11	0	60	5.5	8	15	.533	0	0	.000	2	5	.400	5-5-10	0.9	15-0	0	3	11	1	18	1.6
TOTAL	37	0	197	5.3	16	32	.500	0	0	.000	11	21	.524	12-21-33	0.9	40-0	0	8	25	2	43	1.2

10 >> MITCHELL WILBEKIN

6-2, 165 // FRESHMAN // GUARD // GAINESVILLE, FLA. // THE ROCK SCHOOL

Combo guard who is a natural leader ... Will see time at both the point and off-guard positions ... Has a great shooting touch and has a knack for finding the open man ... Fights for rebounds and dives on the floor for loose balls ... Would be an asset to any team in the country ... Signed with the Demon Deacons in May 2014 after being released from his NLI with the University of Tulsa ... Brother of former University of Florida All-American and 2013-14 SEC Player of the Year Scottie Wilbekin ... The sixth Florida native to play for the Demon Deacons in the modern era.

WILBEKIN'S 2014-15 GAME-BY-GAME STATISTICS

Opponent	Date	Min	FG	FGA	Pct	3PT	3PA	Pct	FT	FTA	Pct	O	D	REB	Avg	PF	FO	AS	TO	BS	ST	TP	Avg
UNC ASHEVILLE	11/14/14	15	1	2	.500	1	2	.500	0	0	.000	0	1	1	1.0	2	0	2	2	0	0	3	3.0
at Tulane	11/17/14	17	2	5	.400	2	4	.500	0	0	.000	0	2	2	1.5	4	0	2	2	0	4	6	4.5
at Arkansas	11/19/14	18	0	6	.000	0	4	.000	2	2	1.000	1	0	1	1.3	3	0	0	1	0	0	2	3.7
IONA	11/21/14	36*	2	9	.222	2	5	.400	2	2	1.000	0	1	1	1.3	2	0	3	0	0	2	8	4.8
NICHOLLS	11/24/14	20*	4	7	.571	4	7	.571	0	0	.000	0	1	1	1.2	0	0	2	1	0	2	12	6.2
MT. ST. MARY'S	11/26/14	17*	3	4	.750	2	2	1.000	0	0	.000	1	0	1	1.2	2	0	1	0	0	1	8	6.5
DELAWARE ST.	11/28/14	27*	4	7	.571	1	3	.333	0	0	.000	0	1	1	1.1	0	0	3	1	0	2	9	6.9
MINNESOTA	12/02/14	33*	3	10	.300	3	7	.429	1	3	.333	0	3	3	1.4	2	0	1	0	0	1	10	7.3
at NC State	12/06/14	27*	2	6	.333	0	3	.000	6	6	1.000	1	1	2	1.4	3	0	3	2	0	3	10	7.6
SAMFORD	12/14/14	30*	2	3	.667	2	3	.667	2	4	.500	0	3	3	1.6	2	0	1	1	0	3	8	7.6
vs. Florida	12/20/14								DNP - SUSPENSION														
BUCKNELL	12/22/14								DNP - SUSPENSION														
at Richmond	12/28/14								DNP - SUSPENSION														
PRINCETON	12/31/14	31*	3	6	.500	3	5	.600	3	4	.750	1	4	5	1.9	2	0	1	1	0	2	12	8.0
LOUISVILLE	01/04/15	33*	5	8	.625	3	6	.500	1	2	.500	0	1	1	1.8	3	0	1	0	0	0	14	8.5
DUKE	01/07/15	26*	2	6	.333	0	1	.000	0	0	.000	0	2	2	1.8	2	0	1	1	0	1	4	8.2
GEORGIA TECH	01/10/15	33*	4	8	.500	3	6	.500	3	4	.750	0	3	3	1.9	0	0	3	0	1	2	14	8.6
at Syracuse	01/13/15	34*	0	4	.000	0	4	.000	2	2	1.000	0	3	3	2.0	2	0	5	1	0	0	2	8.1
N. CAROLINA	01/21/15	33*	3	8	.375	2	5	.400	2	2	1.000	0	2	2	2.0	2	0	3	1	0	2	10	8.3
at Clemson	01/24/15	31*	2	7	.286	2	5	.400	0	0	.000	0	3	3	2.1	3	0	0	3	0	0	6	8.1
VIRGINIA TECH	01/31/15	36*	4	11	.364	3	9	.333	4	6	.667	0	3	3	2.3	2	0	1	0	0	2	15	8.4
NC STATE	02/03/15	24*	1	5	.200	1	4	.250	0	0	.000	0	1	1	2.2	2	0	0	1	1	0	3	8.1
at Georgia Tech	02/07/15	30*	1	6	.167	1	6	.167	0	0	.000	0	3	3	2.2	2	0	2	0	0	1	3	7.9
TOTALS		588	50	138	.362	37	98	.378	28	37	.757	7	40	47	2.2	41	0	37	19	2	29	165	7.9

*denotes starter



SEASON HIGHS

POINTS

SEASON: 15, vs. Virginia Tech (1/31/15)

REBOUNDS

SEASON: 5, vs. Princeton (12/31/14)

OFFENSIVE REBOUNDS

SEASON: 1, four times

(last: vs. Princeton, 12/31/14)

ASSISTS

SEASON: 3, five times

(last: vs. North Carolina, 1/21/15)

STEALS

SEASON: 4, at Tulane (11/17/14)

BLOCKED SHOTS

SEASON: 1, vs. Georgia Tech (1/10/15)

FIELD GOALS

SEASON: 5, vs. Louisville

(1/4/15)

FIELD GOAL ATTEMPTS

SEASON: 11, vs. Virginia Tech (1/31/15)

FREE THROWS

SEASON: 6, at NC State (12/6/14)

FREE THROW ATTEMPTS

SEASON: 6, three times

(last: vs. Virginia Tech (1/31/15)

3-POINT FIELD GOALS

SEASON: 4, vs. Nicholls (11/24/14)

3-POINT FG ATTEMPTS

SEASON: 7, two times

(last: vs. Minnesota, 12/2/14)

MINUTES PLAYED

SEASON: 36, two times

(last: vs. Virginia Tech (1/31/15)

WILBEKIN'S CAREER STATISTICS

Season	G	GS	MP	MPG	FG	FGA	PCT	3PT	3PA	PCT	FT	FTA	PCT	O-D-REB	AVG	PF-DQ	AS	TO	BS	ST	PTS	AVG
2014-15	21	18	588	28.0	50	138	.362	37	98	.378	28	37	.757	7-40-47	2.2	41-0	37	19	2	29	165	7.9
TOTAL	21	18	588	28.0	50	138	.362	37	98	.378	28	37	.757	7-40-47	2.2	41-0	37	19	2	29	165	7.9

WILBEKIN'S CAREER ACC STATISTICS

Season	G	GS	MP	MPG	FG	FGA	PCT	3PT	3PA	PCT	FT	FTA	PCT	O-D-REB	AVG	PF-DQ	AS	TO	BS	ST	PTS	AVG
2014-15	11	11	344	31.3	26	79	.329	17	56	.304	18	22	.818	4-24-28	2.5	22-0	21	10	2	12	87	7.9
TOTAL	11	11	344	31.3	26	79	.329	17	56	.304	18	22	.818	4-24-28	2.5	22-0	21	10	2	12	87	7.9



ROSTER BREAKDOWN

BY CLASS

Graduate Students (1)

Darius Leonard

Seniors (2)

Daniel Green
Doug Niedrich ^

Juniors (7)

Madison Jones
Codi Miller-McIntyre
Grant O'Brien ^
Stephen Prendergast ^
Aaron Rountree III
Devin Thomas
Andre Washington

Sophomores (2)

Gilbert McGregor (redshirt) ^
Trent VanHorn ^

Freshmen (6)

Cornelius Hudson
Greg McClinton (redshirt)
Konstantinos Mitoglou
Troy Rike ^
Rondale Watson
Mitchell Wilbekin
^ - Non-scholarship player

BY STATE/COUNTRY

North Carolina (5)

Madison Jones (Raleigh)
Darius Leonard (Raleigh)
Greg McClinton (Winston-Salem)
Codi Miller-McIntyre (Concord)
Aaron Rountree III (Wilson)

Texas (2)

Daniel Green (Colleyville)
Cornelius Hudson (Dallas)

California (1)

Troy Rike (San Francisco)

Louisiana (1)

Gilbert McGregor (New Orleans)

Florida (1)

Mitchell Wilbekin (Gainesville)

Greece (1)

Konstantinos Mitoglou (Thessaloniki)

Illinois (1)

Doug Niedrich (Kildeer)

Indiana (1)

Trent VanHorn (Fort Wayne)

Massachusetts (1)

Grant O'Brien (North Andover)

New Jersey (1)

Stephen Prendergast (Mahwah)

Pennsylvania (1)

Devin Thomas (Harrisburg)

Virginia (1)

Andre Washington (Rocky Mount)

West Virginia (1)

Rondale Watson (Lewisburg)

BY HEIGHT

Andre Washington	7-0
Daniel Green	6-10
Konstantinos Mitoglou	6-10
Darius Leonard	6-9
Devin Thomas	6-9
Aaron Rountree III	6-8
Greg McClinton	6-7
Grant O'Brien	6-7
Troy Rike	6-7
Cornelius Hudson	6-6
Doug Niedrich	6-6
Gilbert McGregor	6-4
Codi Miller-McIntyre	6-3
Trent VanHorn	6-3
Rondale Watson	6-3
Mitchell Wilbekin	6-2
Madison Jones	6-1
Stephen Prendergast	6-1

NUMERICAL ROSTER

No.	Name	Pos.	Ht.	Wt.	Yr.	Hometown	Previous School/High School
0	Codi Miller-McIntyre	G	6-3	205	Jr.	Concord, N.C.	Hargrave Military Academy
1	Madison Jones	G	6-1	165	Jr.	Raleigh, N.C.	Ravenscroft School
2	Devin Thomas	F	6-9	255	Jr.	Harrisburg, Pa.	Central Dauphin HS
4	Daniel Green	F	6-10	240	Sr.	Colleyville, Texas	Grapevine HS
10	Mitchell Wilbekin	G	6-2	165	Fr.	Gainesville, Fla.	The Rock School
11	Greg McClinton	F	6-7	200	R-Fr.	Winston-Salem, N.C.	Hargrave Military Academy
13	Darius Leonard	F	6-9	225	Grad.	Raleigh, N.C.	Campbell Univ./Kestrel Heights HS
23	Rondale Watson	G	6-3	190	Fr.	Lewisburg, W.Va.	Greenbrier East HS
25	Cornelius Hudson	F	6-6	180	Fr.	Dallas, Texas	Mt. Zion Christian Acad./Mansfield Timberview HS
31	Andre Washington	C	7-0	240	Jr.	Rocky Mount, Va.	Hargrave Military Academy
33	Aaron Rountree III	F	6-8	200	Jr.	Wilson, N.C.	Greenfield School
35	Stephen Prendergast	G	6-1	175	Jr.	Mahwah, N.J.	Don Bosco Prep
42	Gilbert McGregor	F	6-4	195	R-So.	New Orleans, La.	Newberry College/Lusher Charter School
43	Trent VanHorn	G	6-3	210	So.	Fort Wayne, Ind.	Canterbury School
44	Konstantinos Mitoglou	F	6-10	225	Fr.	Thessaloniki, Greece	Aristoteleio College of Thessaloniki
45	Troy Rike	F	6-7	195	Fr.	San Francisco, Calif.	St. Ignatius College Prep
51	Grant O'Brien	F	6-7	200	Jr.	North Andover, Mass.	The Governor's Academy
52	Doug Niedrich	F	6-6	205	Sr.	Kildeer, Ill.	Adlai E. Stevenson HS

ALPHABETICAL ROSTER

No.	Name	Pos.	Ht.	Wt.	Yr.	Hometown	Previous School/High School
4	Daniel Green	F	6-10	240	Sr.	Colleyville, Texas	Grapevine HS
25	Cornelius Hudson	F	6-6	180	Fr.	Dallas, Texas	Mt. Zion Christian Acad./Mansfield Timberview HS
1	Madison Jones	G	6-1	165	Jr.	Raleigh, N.C.	Ravenscroft School
13	Darius Leonard	F	6-9	225	Grad.	Raleigh, N.C.	Campbell Univ./Kestrel Heights HS
11	Greg McClinton	F	6-7	200	R-Fr.	Winston-Salem, N.C.	Hargrave Military Academy
42	Gilbert McGregor	F	6-4	195	R-So.	New Orleans, La.	Newberry College/Lusher Charter School
0	Codi Miller-McIntyre	G	6-3	205	Jr.	Concord, N.C.	Hargrave Military Academy
44	Konstantinos Mitoglou	F	6-10	225	Fr.	Thessaloniki, Greece	Aristoteleio College of Thessaloniki
52	Doug Niedrich	F	6-6	205	Sr.	Kildeer, Ill.	Adlai E. Stevenson HS
51	Grant O'Brien	F	6-7	200	Jr.	North Andover, Mass.	The Governor's Academy
35	Stephen Prendergast	G	6-1	175	Jr.	Mahwah, N.J.	Bosco Prep
45	Troy Rike	F	6-7	195	Fr.	San Francisco, Calif.	St. Ignatius College Prep
33	Aaron Rountree III	F	6-8	200	Jr.	Wilson, N.C.	Greenfield School
2	Devin Thomas	F	6-9	255	Jr.	Harrisburg, Pa.	Central Dauphin HS
43	Trent VanHorn	G	6-3	210	So.	Fort Wayne, Ind.	Canterbury School
31	Andre Washington	C	7-0	240	Jr.	Rocky Mount, Va.	Hargrave Military Academy
23	Rondale Watson	G	6-3	190	Fr.	Lewisburg, W.Va.	Greenbrier East HS
10	Mitchell Wilbekin	G	6-2	165	Fr.	Gainesville, Fla.	The Rock School

COACHING & SUPPORT STAFF

Head Coach	Danny Manning	1st Season / Kansas, 1991
Assistant Coach	Steve Woodberry	1st Season / Kansas, 1994
Assistant Coach	Randolph Childress	4th Season / Wake Forest, 1995
Assistant Coach	Brett Ballard	1st Season / Kansas, 2003
Director of Basketball Operations	Justin Bauman	1st Season / Kansas, 2004
Director of Athletic Performance	Ryan Horn	1st Season / Shepherd University, 2007
Director of Player Development	Josh Mills	1st Season / North Texas, 2007
Video Coordinator	Joe Balestrieri	1st Season / Kansas, 2010
Video Coordinator	Will Murphy	2nd Season / Wake Forest, 2013
Student-Athlete Services	Jane Caldwell	16th Season / UNC Greensboro
Sports Medicine	Greg Collins	19th Season / Kansas State, 1989
Administrative Assistant	Lynne Heflin	30th Season / Mary Washington College
Communications	Scott Wortman	9th Season / Ohio Northern, 2004
Equipment Services	Craig Zakrzewski	13th Season / Wake Forest, 2000

PRONUNCIATION GUIDE

Brett Ballard	BAL-urd	Konstantinos Mitoglou	MIT-oh-glu
Justin Bauman	BOW-min	Doug Niedrich	KNEE-drick
Joe Balestrieri	bal-uh-STRARE-ee	Aaron Rountree III	ROWN-tree
Codi Miller-McIntyre	MACK-in-tire	Mitchell Wilbekin	WILL-buh-kin