



CONTACT: Amy (Woodruff) LaBrie, Associate Communications Director
 O: (305) 284-3241 | C: (813) 410-1194
 LaBrie@miami.edu | @CanesHoops

2015-16 SCHEDULE

DATE	OPPONENT	RADIO	TV	TIME
Nov. 13	UT Rio Grande Valley	\$ ESPN3	W	86-59
Nov. 16	Louisiana	^ RSN	W	93-77
Puerto Rico Tip-Off				
Nov. 19	vs. Mississippi State	^ ESPN2	W	105-79
Nov. 20	vs. No. 16 Utah	\$ ESPNU	W	90-66
Nov. 22	vs. No. 22/20 Butler	\$ ESPN2	W	85-75
Nov. 27	[15/19] Northeastern	^ ESPN3	L	77-78
Dec. 1	[21] at Nebraska	^ EU WOT		77-72
Dec. 5	[21] Charlotte	\$ ESPN3	W	88-60
Dec. 8	[17/20] RV Florida	^ ESPN2		7 p.m.
Dec. 19	College of Charleston	\$ RSN		2 p.m.
Dec. 22	at La Salle (at Palestra)	^ CBSSN		5 p.m.
Dec. 29	Princeton	^ ESPN3		7 p.m.
Jan. 2	Syracuse	\$ ACCN		2:30 p.m.
Jan. 9	Florida State	\$ ESPN2		5 p.m.
Jan. 12	at Virginia	\$ ESPNU		7 p.m.
Jan. 16	at Clemson	\$ ACCN		2 p.m.
Jan. 20	at Boston College	\$ RSN		9 p.m.
Jan. 23	Wake Forest	\$ ACCN		12 p.m.
Jan. 25	Duke	\$ ESPN		7 p.m.
Jan. 30	at NC State	\$ ACCN		3 p.m.
Feb. 3	Notre Dame	\$ ESPN2		7 p.m.
Feb. 7	at Georgia Tech	\$ ESPNU		1 p.m.
Feb. 9	Pittsburgh	^ ESPNU		7 p.m.
Feb. 14	at Florida State	\$ ESPNU		6:30 p.m.
Feb. 17	Virginia Tech	\$ RSN		9 p.m.
Feb. 20	at North Carolina	\$ CBS		1 p.m.
Feb. 22	Virginia	\$ ESPN		7 p.m.
Feb. 27	Louisville	^ ACCN		2 p.m.
March 2	at Notre Dame	\$ ESPN2		7 p.m.
March 5	at Virginia Tech	\$ ACCN		4 p.m.
ACC Tournament, Washington, D.C.				
March 8-12				ESPN/E2/ESPNU

Game times listed in ET and subject to change.
 Home games played in the BankUnited Center
 [] Miami's AP / USA Today ranking
 RSN - Regional Sports Network ACCN - ACC Network
 \$ 560 WQAM Radio ^ WHIM 1080 Radio
 All ACC games on ESPN will also be available on WatchESPN
 All ACC games on ACCN or RSN will also be available on ESPN3

MIAMI MEDIA GUIDE

Miami did not print media guides again this season.
 The Canes' stats, notes and almanac are online at:
<http://gocan.es/mbbnotes>.



2015-16



17/20 MIAMI
 HURRICANES
 (7-1)

LEADERS

Points per Game

Sheldon McClellan, 15.9
 Angel Rodriguez, 12.4

Rebounds per Game

Tonye Jekiri, 10.3

Assists per Game

Angel Rodriguez, 4.3

RV FLORIDA
 GATORS
 (6-1)

LEADERS

Points per Game

Dorian Finney-Smith, 14.3
 John Egbunu, 12.7

Rebounds per Game

Dorian Finney-Smith, 9.0

Assists per Game

Dorian Finney-Smith, 3.4

SETTING THE SCENE

Dec. 8, 2015 | 7 p.m.
 BankUnited Center | Coral Gables, Fla.

TV: ESPN2
 Radio: 1080 WHIM | 90.5 WVUM | Sirius 134 | XM 193
 Web: WatchESPN

Coach Jim Larrañaga ranks in the top 60 on the list of winningest coaches all time, and top 15 amongst active coaches vs. major schools. After leading Miami to the 2013 NCAA Sweet 16 and winning the school's first ACC regular season and tournament championships, Larrañaga was honored as the AP, Naismith, USBWA Henry Iba, Adolph Rupp Cup and ACC Coach of the Year.



THE GAME

No. 17/20 Miami faces in-state rival Florida on Tuesday at 7 p.m. in the BankUnited Center, in the second of three-straight games at home for the Hurricanes. UM finishes the homestand against the College of Charleston on Dec. 19.

THE BROADCASTS

Catch the game on ESPN2 with John Brickley and Cory Alexander, making the call. Also check out the game on WHIM 1080 radio with Joe Zagacki, the Voice of the Hurricanes, and 90.5 WVUM, Miami's student station.

THE COACH

Head coach Jim Larrañaga has a 568-384 overall record in his 32nd season as a head coach. He is 98-50 in his fifth season at the University of Miami, with a 41-29 mark in ACC play.

THE POLLS (as of Dec. 7)

AP: Miami -17, Florida - RV
 KenPom.com: Miami - 18, Florida - 23

USA TODAY: Miami - 20, Florida - RV
 NCAA RPI: Miami -24, Florida - 13

THE WEATHER

Game day temperatures: Coral Gables - 79/68; Gainesville, Fla. - 72/50.

THE SERIES

Miami is 23-45 in the all-time series against Florida, which dates back to the 1927-28 season. The Canes are 16-15 at home against the Gators, 7-29 on the road and 0-1 at neutral sites. Miami won the last matchup with Florida, defeating the No. 8/7 Gators, 69-67, on Nov. 17, 2014, at the O'Connell Center in Gainesville.

MIAMI VS. FLORIDA (23-45)

Home: 16-15 Away: 7-29
 Neutral: 0-1 Under Coach L: 1-0

Since rebirth in 1985: 3-9

Date	Score	Location
12/17/85	L, 81-64	H
1/27/86	L, 75-53	A
2/21/87	-- 18	L, 99-60 A
2/15/88	L, 83-73	H
12/19/88	L, 101-81	A
2/19/90	W, 62-59	H
12/30/90	L, 62-60	A
12/21/02	-- 13/13	L, 94-93 20T N
12/04/04	-- 19/18	W, 72-65 A
12/22/05	-- 5/5	L, 77-67 H
3/20/09	L, 74-60	A
11/17/14	-- 8/7	W, 69-67 A

2015-16 ROSTER

NAME	YR.	POS.	HT.	WT.	HOMETOWN PREVIOUS SCHOOL (S)
0 Ja'Quan Newton	So.	G	6-2	180	Philadelphia, Pa. / Neumann-Goretti HS
Knack for getting into the lane off the dribble ... Improved defensively over the summer ... Reserve point guard.					
3 Anthony Lawrence, Jr.	Fr.	G	6-7	210	St. Petersburg, Fla. / Lakewood Senior
Athletic and can attack the basket with authority ... Son of a high school coach ... PG in high school, small forward at Miami.					
5 Davon Reed	Jr.	G	6-6	210	Ewing, N.J. / Princeton Day School (N.J.)
2015 NIT All-Tournament Team ... Hit 47.0% (77-164) FG and 45.7% (37-81) from 3 as a sophomore ... Guards multiple positions.					
10 Sheldon McClellan	RSr.	G	6-5	200	Houston, Texas / Texas / Bellaire
Jerry West Award, Naismith Trophy and Robertson Trophy watch lists ... 2015 NIT All-Tournament Team ... 2015 ACSMA All-ACC H.M.					
12 James Palmer	So.	G	6-5	202	Washington, D.C. / St. John's College HS
Can play positions 1-4 ... Good pull-up jumper and can make 3-pointers ... Knocked down 5-of-5 3-point attempts at Virginia Tech in 2015.					
13 Angel Rodriguez	RSr.	G	5-11	185	Cupey, P.R. / Kansas State / Dr. Krop HS
Puerto Rico Tip-Off MVP ... 2015 ACSMA All-ACC H.M. ... Floor general ... Vocal and physical leader.					
15 Ebuka Izundu	Fr.	C	6-10	210	Charlotte, N.C. / Victory Christian Center / Nigeria
6-foot-10-inches tall, with 7-3 wingspan ... Great touch around the basket ... Moved to U.S. in 2013 to pursue basketball career.					
20 Mike Robinson	Fr.	G	5-10	170	New Britain, Conn. / New Britain HS
Team's student manager turned walk on ... Played basketball, football and was on track team in high school ... Good quickness.					
21 Kamari Murphy	RJr.	F	6-8	220	Brooklyn, N.Y. / Oklahoma State / IMG / Lincoln HS
Explosive athlete with pogo-stick type hops ... Takes pride in defense ... Can guard positions 1-5 ... Great straight-line driver.					
23 Tonye Jekiri	Sr.	C	7-0	248	Hialeah, Fla. / Champagnat Catholic School / Nigeria
ACC Player of the Week, Nov. 23 ... Led league with 10.9 rebounds in ACC games and 9.9 rpg in all games ... ACC All-Defensive Team.					
33 Ivan Cruz Uceda	Sr.	F	6-10	217	Madrid, Spain / Harcum College (Pa.)
Transformed body losing 20 pounds and dropping body fat from 24% to 9% in summer of 2015 ... Inside-outside player ... Great shooter.					
35 Chris Stowell	So.	F	6-6	190	Exeter, N.H. / Tilton School (N.H.) / Exeter HS
Walk on with good athleticism ... Continuously improving his strength ... Speaks English, Spanish, some Italian, Russian, Chinese & Hebrew.					

REDSHIRT (Will sit 2015-16 season after transferring from San Jose State)

1 Rashad Muhammad*	Jr.	G	6-6	160	Las Vegas, Nev. / San Jose State / Bishop Gorman HS
Big-time scorer with deep range ... Led SJSU in scoring two-straight seasons, 13.9 ppg as a sophomore and 13.2 ppg as a rookie.					

LARRAÑAGA BY THE NUMBERS

5 - Coach Jim Larrañaga is one of five ACC coaches with a Final Four appearance to his credit. In 2006, Larrañaga became the first coach at a mid-major school to take his team to the NCAA Final Four in 27 years.

6 - In 31 years of coaching, Jim Larrañaga has a winning record in the NCAA Tournament, a 7-5 mark in six appearances.

7 - Larrañaga is no stranger to the ACC. In his seven seasons as an assistant coach at Virginia, the Cavaliers participated in the NCAA Final Four in 1981 and 1984, won three ACC Championships and finished in the Top 5 of the rankings.

10 - The 2015-16 marks the 10th anniversary of Larrañaga's Cinderella run to the 2006 NCAA Final Four with George Mason. Both associate head coach Chris Caputo and director of operations James Johnson were on that GMU staff.

15 - Larrañaga has made 15 postseason appearances in the past 26 years, including six NCAA tournaments.

32 - Larrañaga is in his 32nd year as a head coach and has successfully transitioned three institutions into successful programs: Miami, Bowling Green and George Mason.

500 - Coach L is one of five ACC coaches with 500 or more wins.

LARRAÑAGA - WHY MIAMI?

Along with returning to the best basketball conference in the country, Coach L had a few personal reasons for accepting the head coaching job at Miami. Coach's grandfather was from Cuba, where he produced the Larrañaga [lare-en-YAH-ga] cigar. Coach's father was raised in Key West before moving to The Bronx, N.Y., getting married and raising six children. Coach L was raised in The Bronx, but vacationed to Florida as a boy. He also has owned a house in Sarasota - which he bought from Dick Vitale's daughter - and three of his siblings have retired to Florida.

AP TOP 25

Dec. 7, 2015

1	Michigan St(62)	9-0	1,617
2	Kansas (1)	6-1	1,442
3	North Carolina (2)	7-1	1,425
4	Iowa State	6-0	1,347
5	Kentucky	7-1	1,325
6	Maryland	7-1	1,299
7	Oklahoma	5-0	1,283
8	Duke	8-1	1,243
9	Villanova	7-0	1,230
10	Virginia	7-1	1,003
11	Purdue	8-0	997
12	Xavier	8-0	930
13	Arizona	7-1	811
14	West Virginia	7-0	615
15	Providence	8-1	548
16	Baylor	6-1	488
17 Miami (FL)	7-1	469	
18	Butler	6-1	416
19	SMU	6-0	413
20	Gonzaga	5-2	399
21	Vanderbilt	6-2	377
22	Louisville	6-1	373
23	Cincinnati	8-1	331
24	Oregon	6-1	241
25	Utah	7-1	108

USA TODAY COACHES POLL

Dec. 7, 2015

1	Michigan St. (26)	9-0	765
2	Iowa State (2)	6-0	668
3	North Carolina	7-1	631
4	Kentucky	7-1	626
5	Duke	8-1	620
6	Villanova (2)	7-0	615
7	Kansas	6-1	613
8	Oklahoma	5-0	603
9	Maryland (1)	7-1	602
10	Virginia	7-1	503
11	Purdue	8-0	490
12	Arizona	7-1	407
13	Xavier	8-0	399
14	West Virginia	7-0	371
15	Baylor	6-1	248
16	Vanderbilt	6-2	242
17	Gonzaga	5-2	233
18	Providence	8-1	230
19	Louisville	6-1	199
20 Miami (FL)	7-1	198	
21	Butler	6-1	179
22	Cincinnati	8-1	151
23	Oregon	6-1	116
24	Utah	7-1	63
25	Texas A&M	7-2	58

PRONUNCIATIONS

Players

33	Ivan Cruz Uceda	E-von Cruise Ew-say-duh
15	Ebuka Izundu	E-boo-kuh E-zoon-do
23	Tonye Jekiri	Tahn-yay Jah-kEEr-EE
21	Kamari Murphy	Kuh-mar-EE
5	Davon Reed	Dave-on
35	Chris Stowell	Stoll

Coaches

Jim Larrañaga	LARE-uh-NAY-guh
Chris Caputo	Ca-poo-toe

Locations

Cupey, P.R.	kew-pay
Champagnat School	schomp-un-yaht

CLASS BREAKDOWN

Seniors	Ivan Cruz Uceda, Tonye Jekiri, Sheldon McClellan, Angel Rodriguez
Juniors	Kamari Murphy, Davon Reed, Rashad Muhammad (RS)
Sophomores	Ja'Quan Newton, James Palmer, Chris Stowell
Freshmen	Ebuka Izundu, Anthony Lawrence, Mike Robinson

GEOGRAPHIC BREAKDOWN

Nigeria	Tonye Jekiri Ebuka Izundu
Puerto Rico	Angel Rodriguez
Spain	Ivan Cruz Uceda
United States	
Connecticut	Mike Robinson
Florida	Anthony Lawrence, Jr.
Nevada	Rashad Muhammad
New Hampshire	Chris Stowell
New Jersey	Davon Reed
New York	Kamari Murphy
Pennsylvania	Ja'Quan Newton
Texas	Sheldon McClellan
Washington, D.C.	James Palmer

PRESEASON POLL

October 2015

1.	North Carolina	1.	Duke	8-1
2.	Virginia	2.	Miami	7-1
3.	Duke		Virginia	7-1
4.	Notre Dame	4.	North Carolina	6-1
5. Miami		6.	Louisville	6-1
6.	Florida State	6.	Pitt	5-1
7.	Louisville	7.	Syracuse	6-2
8.	NC State		Wake Forest	6-2
9.	Syracuse		Georgia Tech	6-2
10.	Pitt	10.	Clemson	5-2
11.	Wake Forest		Notre Dame	5-2
12.	Clemson	12.	Florida State	4-2
13.	Georgia Tech	13.	NC State	5-3
14.	Virginia Tech		Virginia Tech	5-3
15.	Boston College	15.	Boston College	3-4

ACC Rankings

Dec. 5, 2015

SERIES VS. FLORIDA

Overall	UF leads 45-23
Games at Miami	16-15
Games at Gainesville	7-29
Games on neutral courts	0-1
Current streak	Miami won 1
Last meeting	Nov. 17, 2014. W, 69-67
Last Miami win	Nov. 17, 2014. Miami 69-67
Last Florida win	Mar. 20, 2009. UF 74-60
Larrañaga at UM vs. Florida	1-0
Larrañaga all-time vs. Florida	1-1

MIAMI AS A RANKED TEAM VS. OPPONENTS

Ranked by either or both polls

WHILE RANKED IN TOP 25 ALL-TIME

Overall	81-36
Overtime + 2OT	5-1
Single Overtime	4-1
Double Overtime	1-0

WHILE RANKED SINCE REBIRTH (1985-86)

Overall	63-30
Overtime + 2OT	3-1
Single Overtime	2-1
Double Overtime	1-0

WHILE RANKED SINCE JOINING ACC ('04-05)

Overall	33-16
Overtime + 2OT	1-1
Single Overtime	1-1
Double Overtime	0-0
In top 5	12-4
In top 15 (in at least one poll)	15-6

WHILE RANKED UNDER COACH L

Overall	22-9
Overtime + 2OT	1-0
Single Overtime	1-0
Double Overtime	0-0
In top 5	12-4
In top 15 (in at least one poll)	15-6

EYEING MILESTONES - UM RECORD BOOK

Career Blocks

1. Contantin Popa, 1991-95	263
10. Jimmy Graham, 2005-09	104
11. Tonye Jekiri, 2012-p	102

Career Rebounds

10. Ron Godfrey, 1958-61	767
Tonye Jekiri, 2012-p	683

20-POINT GAMES IN 2015-16

27 - Sheldon McClellan vs. #16 Utah, 11-20-15
20 - Tonye Jekiri vs. #16 Utah, 11-20-15

DOUBLE-DOUBLES IN 2015-16

Tonye Jekiri
20p, 12r - vs #16 Utah, 11-20-15
12p, 12r - vs. #22/20 Butler, 11-22-15

CANES IN THE POLLS IN 2015-16

	AP	USA TODAY	NCAA RPI
Preseason	RV (48)	RV (11)	
11/16	RV (37)	RV (2)	
11/23	15	19	
11/30	21	21	
12/7	17	20	36

HOT SHOOTING CANES

All 10 scholarship players are shooting at least 42.5 percent from the field, and six players are hitting more than 50 percent of their shots. Sheldon McClellan leads the way with his 59.2 percent shooting, followed by Ivan Cruz Uceda (57.5%), Ebuka Izundu (57.1%) and Kamari Murphy (56.5%).

CANES TOP 10 NATIONALLY IN SHOOTING

Miami is one of seven teams in the country shooting at least 50.7 percent from the field and 41.8 percent from long distance.

The Canes have made more than 50 percent of their shots in 11 of 16 halves this season, including five first halves and six second stanzas. Miami has only shot less than 42 percent once; in the first half of the first game of the year, UM shot 27.6 percent against UTRGV.

	Miami	EKU	Indiana	Kansas	St. Mary's (CA)	UNI	Western Ill.
FG%	50.7	54.2	54.3	51.2	55.3	51.9	51.4
3FG%	41.8	47.4	44.6	45.7	42.3	44.2	50.4

THE LAST TIME OUT AGAINST FLORIDA - NOV. 17, 2014

The Canes defeated then-No. 8/7 Florida on Nov. 17 in the Stephen C. O'Connell Center, led by Angel Rodriguez' 22 points in the final nine minutes, draining five 3-pointers in the last seven minutes to help Miami to the win. With the victory, the Canes snapped Florida's 33-game home winning streak and 25-game home non-conference winning streak at the O'Connell Center. The 33-game streak was the third-longest in the country, behind 34 from both Duke and Stephen F. Austin. For a complete recap, check page seven of the notes.

IN 2014, RODRIGUEZ PLAYS D, DRAINS 24 IN WIN OVER FLORIDA

PG Angel Rodriguez scored 22 his 24 points in the final nine minutes against No. 8/7 Florida, draining five 3-pointers in the last seven minutes to help Miami to the win. Rodriguez also showed his strong defense by drawing a charge with three seconds remaining in the game. In 36 minutes, Rodriguez totaled three assists, three steals and two rebounds with his 7-14 shooting, hitting five from distance, and had a 5-7 mark at the free throw line.

LARRAÑAGA VS. FLORIDA

Coach Jim Larrañaga led his Miami team to a win over No. 8/7 Florida in 2014. In 2006, Larrañaga led George Mason to the NCAA Final Four, falling, 70-58, to the eventual champion Gators, after defeating powerhouses Connecticut, Wichita State, North Carolina and Michigan State.

MIAMI HOLDS THE LEAD

In Miami's seven victories - 1,425 minutes played - the Canes have lead for 1,414 minutes and 19 seconds. Miami hasn't trailed in three games - against Utah, Butler and Charlotte. Miami led for 33:25 minutes against UTRGV, 37:33 against Louisiana, 37:52 vs. Mississippi State and 34:22 at Nebraska. Miami trailed by only three points in each of its first two games against UTRGV and Louisiana, two points against Mississippi State, three points at Nebraska and never trailed against Charlotte or nationally ranked Utah and Butler.

MIAMI'S STARTERS SHOW EXPERIENCE

In Miami's game at Nebraska, the Hurricanes started three seniors and a pair of juniors. Those players have now combined for 284 career starts and 473 games played. Sheldon McClellan has started 69 games playing in 114, Tonye Jekiri has 61 starts in 112 games, Angel Rodriguez is at 77/105, Davon Reed 39/71 and Kamari Murphy 38/71.

Those five players have been on a Division I team a combined 21 seasons, as McClellan and Rodriguez are both in their fifth year on the court, Jekiri and Murphy are each in their fourth season, and Reed is a true junior.

The average age of that starting five is 21.8 years old: Rodriguez - 23; McClellan - 23; Murphy - 22; Jekiri - 21; Reed - 20.

MCCLELLAN ON THREE NATIONAL PLAYER OF THE YEAR WATCH LISTS

Senior shooting guard Sheldon McClellan is turning heads across the country, earning nods on a trio of watch lists for national player of the year awards. He is one of 50 players on the Naismith Trophy Men's College Player of the Year early season watch list, one of 33 players on the watch list for the Oscar Robertson Trophy for Men's National Player of the Year and is among the 20 players named to the watch list for the 2016 Jerry West Shooting Guard of the Year Award.

While leading the Canes to a 7-1 record and No. 17/20 position in the polls, McClellan is currently ranked nationally in 10 statistical categories. He is No. 44 in free throw percentage (89.7%), No. 50 in field goal percentage (59.7%), No. 81 in total points (119) and No. 96 in field goals made (96). His 59.7 percent shooting is ninth in the nation among guards and fourth-best among players on teams in the top eight basketball conferences (Power Five plus A-10, BIG EAST & American).

UM SINCE JOINING THE ACC IN 2004-05

Season	Overall	ACC	ACC W-L	ACC Rank/Seed	ACC Post Season
2004-05	16-13	7-9	t6 / 6	0-1	NIT 0-1
2005-06	18-16	7-9	t7 / 8	1-1	NIT 2-1
2006-07	12-20	4-12	12 / 12	1-1	
2007-08	23-11	8-8	t5 / 5	1-1	NCAA 1-1
2008-09	19-13	7-9	t7 / 9	0-1	NIT 1-1
2009-10	20-13	4-12	12 / 12	2-1	
2010-11	21-15	6-10	9 / 9	1-1	NIT 2-1
2011-12	20-13	9-7	t4 / 6	1-1	NIT 1-1
2012-13	29-7	15-3	1 / 1	3-0	NCAA 2-1
2013-14	17-16	7-11	10 / 10	1-1	
2014-15	25-13	10-8	6 / 6	1-1	NIT 4-1
2015-16	7-1				

SINCE THE ARRIVAL OF COACH L IN 2011-12 ...

(only includes teams while in the ACC, not with previous conference affiliations)

- Miami won ACC regular season and ACC tournament championships in 2013.
 - Miami has 29 overall road wins, the most in the conference, leading 28 from North Carolina and Virginia and 26 from Duke.
 - Miami has posted a 7-5 combined record against Duke (3-2) and North Carolina (4-3).
 - Miami has the fourth-most ACC wins (41) in league play, behind Duke (55), Virginia (52) and North Carolina (50).
 - Miami has the fourth-most ACC road wins (19) in league play, behind Duke (24), North Carolina (23) and Virginia (21).
 - Miami is tied for the fourth-most ACC home wins (22), behind Duke and Virginia (31), North Carolina (27) and tied with Florida State and NC State (22).
 - Miami is one of four schools with six or more wins in the ACC Tournament: North Carolina 7, NC State 7, Miami 6, Florida State 6.
 - Miami is one of six ACC schools with a winning record in the NCAA tournament: Duke, Louisville, Miami, North Carolina, NC State, Notre Dame.
 - Miami's seeds in the ACC Tournament have been No. 1, No. 6 (2x) and No. 10.
 - Miami is one of 10 ACC teams to make an NCAA tournament appearance.
 - Miami played in the championship game of the NIT in 2015.
 - One ACC Coach of the Year, one ACC Player of the Year, ACC Defensive Player of the Year, one ACC Tournament MVP, four ACC All-Tournament, one first-team All-ACC, one second-team All-ACC, three third-team All-ACC, five honorable mention All-ACC, one ACC All-Rookie Team and four ACC All-Defensive Team selections.
 - Miami has the most lopsided win over Duke (27 points) and second-most lopsided wins over Boston College (27 points), North Carolina (26 points) and Florida State (24 points) of any ACC team.
 - Miami has won eight ACC games by 20 or more points: Boston College (27, 22, 22 and 21), Duke (27), North Carolina (26), Florida State (24) and Virginia Tech (24).
- IN THE FOUR YEARS PRIOR TO THE ARRIVAL OF COACH L (2007-11) ...**
- Miami posted the ninth-most ACC wins (25) in the league, ahead of NC State (20), Virginia (21) and Georgia Tech (21).
 - Miami recorded 83 overall wins, tied for sixth-most in the ACC.
 - Miami's seeds in the ACC Tournament were No. 5, No. 9 (2x) and No. 12.
 - Miami was 1-12 combined against Duke and UNC.
 - Miami had one first-team All-ACC, one third-team All-ACC, one honorable mention All-ACC, one ACC All-Rookie Team and one ACC Tournament Team selection.

UM COMMUNICATIONS

MBB Contact Amy (Woodruff) LaBrie
Associate Director of Communications
(305) 284-3241 / (813) 410-1194
Work/Cell LaBrie@miami.edu
E-mail LaBrie@miami.edu
Ass't AD for Communications Tom Symonds
Website www.HurricaneSports.com

2015-16 UM QUICK FACTS

Location Coral Gables, Fla.
Stadium BankUnited Center
Press Row 305-284-2111
Capacity 7,972
Enrollment 16,188
Founded 1925
Colors Orange, Green, White
Nickname Hurricanes
Mascot Sebastian the Ibis
Conference Atlantic Coast
President Dr. Julio Frenk
Director of Athletics Blake James
Address 5821 San Amaro Drive
Coral Gables, FL 33146

2014-15 Overall Record 25-13
Home/Away/Neutral 12-6 / 8-4 / 5-3
2014-15 ACC Record / Finish 10-8 / t-6th
Scholarship Players Returning / Lost 7 / 3
Newcomers 3

Head Coach Jim Larrañaga
Alma Mater Providence, 1971
Record at UM 98-50 / 5th season
Overall Record 568-384 / 32nd season

Chris Caputo Westfield (Mass.) State, '02
Jamal Brunt Randolph-Macon, '03
Adam Fisher Penn State, '06, '09
James Johnson Director of Operations
Jaime Vathielil Assoc. Director of Operations
Jason Robey Athletic Trainer
Steve Felde Strength & Conditioning Coach

HISTORY

First Season of Basketball 1926
Overall All-Time Record 970-720
Year UM Joined ACC 2004-05
NCAA Appearances Seven (6-7)
1960, 1998, 1999, 2000, 2002, 2008, 2013
Last NCAA Appearance L, 71-61
Sweet 16 vs. Marquette, 2013
NIT Appearances 12 (11-12)
1961, 1963, 1964, 1995, 1997,
2001, 2005, 2006, 2009, 2011, 2015
Last NIT Appearance (2011) L, 66-64 (ot)
Championship vs. Stanford, 2015

COMMUNICATIONS POLICIES

All interview requests for assistant coaches or athletics department staff members must be approved and cleared by Amy (Woodruff) LaBrie in the UM Communications office. Credential requests are taken via e-mail to LaBrie (LaBrie@miami.edu). Any misuse of credentials will result in removal from the BankUnited Center and the permanent voiding of the credential. The UM locker room is closed at all times. For home games, Coach L and at least one Hurricane player will report to the media room for interviews following the opposing team's press conference.

2015-16 LED (TIED) THE TEAM IN....

	Points	Rebounds	Assists	Steals	Blocks
Cruz Uceda					(1)
Izundu					
Jekiri		7			4 (1)
Lawrence		1		(1)	(1)
McClellan	3			1 (2)	(1)
Murphy				(1)	1
Newton	1		2 (2)	(2)	
Palmer				(1)	
Reed	2		(1)	(1)	(1)
Rodriguez	2		4 (2)	4 (2)	(1)

NEWTON IMPROVES FROM ROOKIE TO SOPHOMORE SEASON

Miami sophomore Ja'Quan Newton has immensely improved his stats from last year through the first eight games of the season. The Philadelphia native is scoring 12.0 points per game while hitting 48.3 percent of his attempts. A season ago, Newton averaged 4.0 ppg on 40.5 percent shooting. This year, he has scored greater than 10 points and played more than 20 minutes in seven games, whereas last year he only scored double-digits four times and played more than 20 minutes in seven of his 34 games played

	GP	PPG	FG%	FGM	10+Pts	20+Min Played
2014-15	34	4.0	40.5	45	4	7
2015-16	8	12.0	48.3	29	7	7

LARRAÑAGA CLOSING IN ON 100 WINS AT MIAMI

In just his fifth year at UM, Jim Larrañaga is closing in on 100 wins at The U. He is currently 98-50. Bruce Hale was the Miami coach who won 100 games the quickest, earning 100 victories in just 159 games. Hart Morris took 163 games, Frank Haith 174 and Leonard Hamilton took 230 games.

BODY CHANGES FOR CRUZ UCEDA AND JEKIRI

Seniors Ivan Cruz Uceda and Tonye Jekiri have spent the summer in the weight room. Cruz Uceda has dropped 20 pounds from 237 to 217, and his body fat has slimmed down from 24 percent to nine percent in just a year in Miami. Jekiri has added 20 pounds to his 7-foot frame, now weighing 250 pounds.

QUICK HITS

- As a team, Miami is hitting 51.1 percent from the field and 42.5 percent from three.
- Miami has posted 15.1 assists per game in the first eight outings.
- Miami's bench has scored 28.5 points per game, including 50 against Mississippi State and 35 vs. Charlotte. The Canes' bench players have outscored the opponent's bench 228-167.
- The Canes have scored 32.0 points per game in the paint, including 50 paint points against Northeastern and 46 against Mississippi State.
- Miami is averaging 16.1 points off of turnovers, compared to 10.5 from the opponent.
- Five Hurricanes are averaging at least 9.3 points per game.
- Four Canes pull down at least 3.0 rebounds per game.
- Five players are averaging at least 21.0 minutes per game.
- Eight Canes have knocked down a 3-pointer and 10 have attempted a three.
- 12 players are shooting better than 45 percent from the field and four are better than 45 percent from long distance.
- Every Cane has scored 10+ points in at least one game.
- UM is averaging 8.5 threes made per game and 20.6 made free throws per game.

Player	10+ points	20+ points	7+ rebounds	2+ blocks	4+ assists	3+ steals
Cruz Uceda	4		1	1		
Izundu	1		1			
Jekiri	2	1	7	3		
Lawrence	3		1		1	
McClellan	6	1			2	1
Murphy	2		1	1		
Newton	7				3	
Palmer	2					
Reed	4		1		1	
Rodriguez	6				6	1

FIRSTS UNDER JIM LARRAÑAGA AT MIAMI

First game: Nov. 11, 2011 vs. Tennessee Tech. W, 69-58.
First starting lineup: Malcolm Grant, Durand Scott, Garrius Adams, Erik Swoope, Kenny Kadji.
First opening tip: Miami – Kenny Kadji.
First UM FG: 18:38, Durand Scott, 3-pointer.
First lead: 18:38, 3-0.
First halftime score: Tennessee Tech 32, Miami 27.
First win: Nov. 11, 2011. Miami 69, Tennessee Tech 58.
Attendance at first game: 3,600.
First loss: Nov. 25, 2011 at Ole Miss, 64-61 (OT).
First road win: Dec. 22, 2011 at Charlotte, 76-61.
First ACC game: Jan. 7, 2012 at Virginia, L, 52-51.
First ACC win: Jan. 18, 2012 vs. Clemson, 76-73.
First ACC regular season title: 2012-13.
First NIT championship game appearance: April 2, 2015.

JIM LARRAÑAGA = PROGRAM CHANGER

In Coach L's Four Seasons at Miami ...

- ACC Regular Season and Tournament Championships
- .650 winning percentage
- Three 20-win seasons in four years
- Three postseason appearances with seven victories
- 15 ACC wins in 2013
- One All-American

Seven Seasons before Coach L at UM ...

- .561 winning percentage
- Best conference finish was fifth place
- One NCAA Tournament appearance
- Most ACC wins in a season was eight

In Coach L's 14 Seasons at George Mason ...

- .626 winning percentage
- 13-straight winning seasons
- A Final Four appearance
- Five trips to the NCAA Tournament
- Nine postseason appearances
- First national ranking
- First appearance in top 10
- First wins over top 10 teams
- Winningest coach in league history

Seven Seasons before Coach L at GMU...

- .340 winning percentage
- Seven-straight losing seasons
- Zero postseason appearances
- Worst team in the CAA

PRO CANES

James Jones Cleveland Cavaliers (NBA)
Shane Larkin Brooklyn Nets (NBA)
Jimmy Graham Seattle Seahawks (NFL)
Erik Swoope Indianapolis Colts (NFL)
Adrian Thomas Bakersfield Jam (D-League)

Garrius Adams STB Le Havre (France)
Brian Asbury JL Bourg (France)
Rion Brown Basic-Fit Brussels (Belgium)
Guillermo Diaz Capitanes de Arecibo (Puerto Rico)
Julian Gamble Basic-Fit Brussels (Belgium)
Lawrence Gilbert CSU Atlassib Sibiu (Romania)
Malcolm Grant Mississauga Power (Canada)
Gary Hamilton Bohemios Montevideo (Uruguay)
Dequan Jones Acqua Vitasnella Cantu (Italy)
Kenny Kadji New Basket Enel Brindisi (Italy)
Anthony King Royal Hali Gaziantep (Turkey)
Donnavan Kirk Fukuoka Rising (Japan)
Trey McKinney Jones Maccabi Kiryat-Gat (Israel)
Darius Rice Karpos Sokoli 200 Skopje, (Macedonia)
Durand Scott Enel Brindisi (Italy)

DOUBLE-DOUBLES

Tonye Jekiri

12p, 10r - vs Providence, 12-22-14
 13p, 15r - Boston College, 01-10-15
 10p, 10r - at #4/4 Duke, 01-13-15
 13p, 15r - at Syracuse, 01-24-15
 10p, 10r - #9/8 Louisville 02-03-15
 12p, 15r - at Boston College, 02-16-15
 15p, 15r - Virginia Tech, 02-18-15
 13p, 15r - at #12 Louisville, 02-21-15
 12p, 11r - Florida State, 02-25-15
 10p, 11r - at Pittsburgh, 03-04-15
 11p, 11r - vs. Notre Dame, 03-12-15
 20p, 12r - vs #16 Utah, 11-20-15
 12p, 12r - vs #22/20 Butler, 11-22-15

Sheldon McClellan

31p, 11r - at Charlotte, 11-25-14
 16p, 10r - NC State, 01-22-15
 16p, 11r - vs. Temple, 03-31-15

Davon Reed

10p, 12r - at Richmond, 03-24-15

20-POINT GAMES BY CURRENT PLAYERS

31 - Sheldon McClellan at Charlotte, 11-25-14
 27 - Sheldon McClellan vs. #16 Utah, 11-20-15
 25 - Angel Rodriguez vs Florida State, 2-25-15
 25 - Angel Rodriguez vs #3 Virginia, 1-3-15
 24 - Sheldon McClellan at Boston College, 2-16-15
 24 - Angel Rodriguez at #4 Duke, 1-13-15
 24 - Angel Rodriguez at #8/7 Florida, 11-17-14
 21 - Sheldon McClellan vs Virginia Tech, 2-18-15
 20 - Tonye Jekiri vs. #16 Utah, 11-20-15
 20 - Sheldon McClellan at Pittsburgh, 3-4-15

HIGHEST RANKED OPPONENT DEF. AT HOME

#1/1 Duke, 90-63, Jan. 23, 2013

HIGHEST RANKED OPPONENT DEF. ON ROAD

#2/2 Connecticut, 73-71, Feb. 20, 1999

VS. RANKED TEAMS ALL-TIME

Overall	52-141
Home	33-55
at BankUnited Center	14-23
Away	15-65
Neutral	4-21
Overtime + 2OT	1-6
Single Overtime	1-2
Double Overtime	0-4

VS. RANKED TEAMS SINCE REBIRTH (1985-86)

Overall	49-127
Home	30-48
Away	15-58
Neutral	4-21

VS. RANKED TEAMS SINCE JOINING ACC ('04-05)

Overall	24-52
Home	13-21
Away	8-21
Neutral	3-10
Conference Games	17-37
ACC Tournament	1-5
NCAA Tournament	0-2
Req. Season, Non-Conf.	6-6

OVERALL NON-CONFERENCE GAMES

(includes conference tournament & postseason games)

Overall	14-57
Home	8-18
Away	2-20
Neutral	4-19

UNDER COACH JIM LARRAÑAGA

Overall	10-20
Home	4-8
Away	4-8
Neutral	2-4
Conference Games	5-15
ACC Tournament	0-2
NCAA Tournament	0-1
Req. Season, Non-Conference	5-1

WHAT'S TRENDING - INDIVIDUALLY

Ja'Quan Newton has scored double-digit points in seven of eight games after only scoring 10+ in four games as a rookie. He has already scored 96 points as a sophomore after 135 points in 34 games a season ago.

Anthony Lawrence has tallied at least nine points in four outings.

Davon Reed has grabbed at least three rebounds in every game. He has hit three-or-more free throws in every game but one (vs. Utah).

Sheldon McClellan has scored 16+ points in five of eight games. He has a steal in every game but one (vs. Charlotte), and has shot better than 50 percent from the field in all but two games.

Angel Rodriguez has knocked down a 3-pointer in every game. He has scored in double-digits in six of eight games, and notched four-or-more assists in six outings.

Kamari Murphy has at least one block in three-straight games.

Tonye Jekiri has pulled down at least 10 rebounds in seven games, including four games with 12. He has at least one assist in every outing but one (vs. Charlotte).

Ivan Cruz Uceda has knocked down at least one 3-pointer in every game except at Nebraska.

JEKIRI'S SEASON-BY-SEASON PROGRESSION

Senior Tonye Jekiri nearly doubled his rebounding and scoring outputs each of his first three seasons with the Hurricanes, and as a senior is putting up career highs.

	FG%	FT%	REB	PTS
Jekiri-15-16	53.7 (29-54)	76.2	10.3	9.3
Jekiri-14-15	50.0 (123-246)	72.9	9.9	8.6
Jekiri-13-14	45.6 (57-12)	58.1	5.5	4.2
Jekiri 12-13	51.4 (18-35)	55.0	1.6	1.4
Jekiri 14-15 ACC	50.8 (65-128)	70.9	10.9	9.4
Jekiri 13-14 ACC	42.6 (29-68)	51.7	6.1	4.1
Jekiri 12-13 ACC	60.0 (12-20)	54.5	1.7	1.7

MCCLELLAN IMPROVES SHOOTING PERCENTAGES

Senior guard Sheldon McClellan drastically improved his shooting percentages since arriving at Miami for the 2014-15 season, after spending two years at Texas.

	FG%	3FG%	FT%	PPG
McClellan 2015-16	59.2	51.9	87.9	15.9
McClellan 2014-15	48.4	35.8	82.4	14.5
McClellan 2012-13	38.2	27.3	83.3	13.5
McClellan 2011-12	44.8	31.0	75.6	11.3

MCCLELLAN TOPS 1,500 CAREER POINTS

Miami senior Sheldon McClellan has scored 1,520 points in his career, tallying 843 in two years at the University of Texas and 677 in a year and seven games at UM.

90-PT GAMES UNDER COACH L BEFORE THIS SEASON

Miami scored 90+ points in three straight victories in November, including 93 against Louisiana, 105 vs. Mississippi State and 90 vs. No. 16 Utah. In Larrañaga's first four seasons, the Canes only scored 90+ points five total times.
 93-90, W2OT vs Florida Atlantic - 12/17/11
 99-89, W vs UCG - 1/2/12
 90-86, W2OT vs Maryland - 2/1/12
 90-63, W vs #1 Duke - 1/23/13
 90-74, W at #4 Duke - 1/13/15

COMING OFF THE BENCH

Miami's bench is averaging 28.5 points per game. Against Mississippi State, the reserves tallied 50 points, followed by 35 vs. Charlotte, 31 against No. 22/20 Butler and 27 vs. UTRGV. Miami's bench low was 17 against Northeastern. Canes' opponents are averaging 20.9 bench points per game.

HOMECOMING FOR RODRIGUEZ, EARNS MVP

Senior guard Angel Rodriguez was named the Puerto Rico Tip-Off Most Valuable Player. He averaged 13.7 points and 4.0 assists, including 19 points in the championship game. The native of Cupey, P.R., just 20 minutes from San Juan, was greeted by friends and family at each game.

THREE CANES ALL-TOURNEY IN PUERTO RICO

Sheldon McClellan, Angel Rodriguez and Tonye Jekiri were named to the Puerto Rico Tip-Off All Tournament Team. This is the first time three players from the same team were on the tournament squad.

LARRAÑAGA AMONG THE BEST IN COLLEGE BASKETBALL

Entering the 2015-16 season, Coach Larrañaga is tied for 12th on the list of Winningest Active Coaches at Major Schools and is tied for 57th on the NCAA's list of All-Time Winningest Coaches. See page 9 of the notes for a complete listing.

MIAMI VS. RANKED TEAMS UNDER COACH L

[] Miami rank () Opponent rank AP/USA TODAY

2011-12

12/06/11	Memphis (21/20)	L	71-54
1/07/12	at Virginia * (21/23)	L	52-51
1/10/12	at North Carolina * (3/3)	L	73-56
2/05/12	[RV/-] at Duke * (7/5)	OT W	78-74
2/11/12	at Florida State * (15/17)	L	64-59
2/15/12	North Carolina * (8/7)	L	73-64
2/26/12	Florida State * (15/16)	W	78-62
3/09/12	vs. Florida State (17/17)	L	82-71

2012-13

11/28/12	Michigan State (13/14)	W	67-59
12/23/12	vs. Arizona (4/5)	L	69-50
1/23/13	[25/RV] Duke * (1/1)	W	90-63
2/2/13	[14/15] at NC State * (19/19)	W	79-78
3/2/13	[5/7] at Duke * (3/3)	L	79-76
3/28/13	[5/4] vs. Marquette (15/16)	L	71-61

2013-14

1/04/14	at Syracuse * (2/2)	L	49-44
1/22/14	Duke * (18/18)	L	67-46
1/25/14	Syracuse * (2/2)	L	49-44
2/05/14	Pittsburgh * (25/22)	OT L	59-55
2/26/14	at Virginia * (12/11)	L	65-40

2014-15

11/17/14	[RV] at Florida (8/7)	W	69-67
12/2/14	[15] Illinois (24/25)	W	70-61
1/3/15	Virginia * (3/3)	2OT L	80-89
1/13/15	at Duke * (4/4)	W	90-74
1/17/15	at Notre Dame * (12/12)	L	70-75
2/3/15	Louisville * (9/8)	L	55-63
2/21/15	at Louisville (12/12)	L	53-55
2/28/15	North Carolina (15/18)	L	64-73
3/12/15	Notre Dame (11/9)	L	63-70

2015-16

11/20/15	[RV/RV] vs. Utah (16)	W	90-66
11/22/15	[RV/RV] vs. Butler (22/20)	W	85-75



SEBASTIAN THE IBIS

In 1926, the University of Miami adopted the Ibis as the official mascot for the University's athletic teams. Representing the leadership, courage, knowledge, strength and speed characteristics that our student-athletes portray. As the clouds become dark and a hurricane approaches, folklore maintains that other birds look to the Ibis for leadership. The Ibis uses its instinct to detect danger. It is the last sign of wildlife to take shelter before a hurricane hits, giving warning that danger is imminent. As the storm passes the Ibis is the first to reappear, a sign that clear skies are approaching.

MIAMI'S LARGEST IN 2015-16

Lead	36, vs. Charlotte, 12/5
Deficit	13, vs. Northeastern, 11/27
Margin of Victory	28, vs. Charlotte, 12/5
Margin of Defeat	1, vs. Northeastern, 11/27
Halftime Lead	25, vs. Charlotte, 12/5
Halftime Deficit	5, vs. Northeastern, 11/27
Deficit in Win	3 (2x) last vs. Lafayette, 11/16
Halftime Deficit in Win	--
Lead in Loss	7, vs. Northeastern, 11/27
Halftime Lead in Loss	--

MIAMI LANDS HUELL, BROWN AND MILLER

The Miami men's basketball team landed a pair of top-30 players in Dewan Huell and Bruce Brown, and top 100 player Rodney Miller.

With the addition of these three players, Miami would have six top 100 players next season: Huell (25), Brown (44), Ja'Quan Newton (52), Miller (90), James Palmer (98).

Huell, at 6-10 and 218 pounds, is a five-star, top-25 power forward from Miami Norland High School. Nationally, he is ranked the No. 21 player by ESPN, No. 23 by Rivals and No. 25 by Scout. ESPN and Scout rank him fifth at his position, and Scout says he's the top player in the state of Florida, while ESPN and Rivals have him second in the state. A fluid player who finishes around the rim, Huell runs the floor and can beat his man off the dribble. He can hit the open 15-footer, as well as play with his back to the basket, scoring with a jump hook. Huell has the ability to elevate quickly, giving him the ability to block shots and grab offensive rebounds.

Brown, from Wakefield, Mass., is a four-star shooting guard at Vermont Academy in Saxton's River, Vt. At 6-4 and 205 pounds, Brown is ranked No. 30 by ESPN, No. 44 per Scout and No. 49 by Rivals. A combo guard with a 6-9 wingspan, Brown is one of the best defenders in the country and plays with tremendous energy. He is physical, has the ability to score off the dribble and can play multiple backcourt positions.

Miller is a 6-foot-11-inch, 245-pound center playing prep ball at Oak Hill Academy in Virginia. A native of Laurelton, N.Y., Miller is a consensus four-star recruit, ranked No. 90 overall by Scout.com and

No. 114 by Rivals.com. As a center, he is ranked No. 17 by Scout.com and No. 15 by ESPN. Miller, with a 7-foot-1-inch wingspan, has the ability to alter shots defensively, is a blue-collar rebounder and has good offensive touch around the rim.

CANES SIGN TOP 10 RECRUITING CLASS

The 2016 recruiting class of Dewan Huell, Bruce Brown and Rodney Miller is being named a top-10 recruiting class in the country, with 247Sports ranking the class No. 7, Scout at No. 8, ESPN at No. 9 and Rivals at No. 10.

The 2016 class rankings top Miami's best mark from 2005, when the Canes signed four four-star recruits – Jimmy Graham, Brian Asbury, Adrian Thomas and Denis Clemente – in a class that was ranked No. 12 in the nation by Scout.

In 2009, Miami's signing class was nationally ranked No. 19 by Scout and No. 24 by ESPN. That Hurricanes' heralded 2009 class was comprised of ESPNU 100 picks Durand Scott, Garris Adams and Donnavan Kirk, in addition to May signee Antoine Allen.

Since 2002, Miami has signed 16 Scout.com top 100 players, including three five-star, top-25 players in DeQuan Jones (22, 2008), Huell (25) and Durand Scott (25, 2009). Since Larrañaga's arrival, his staff has signed five top-100 players in Huell (25), Brown (44), Ja'Quan Newton (52, 2014), Rodney Miller (90) and James Palmer (98, 2014).

Huell is the most lauded signee for Miami since Scott in 2009, Jones in 2008, No. 32 Guillermo Diaz in 2003 and McDonald's All-American Darius Rice in 2000.

MIAMI WINS PUERTO RICO TIP-OFF

Miami defeated Mississippi State 105-79, then downed No. 16 Utah 90-66 and dropped No. 22/20 Butler 85-75 to win the 2015 Puerto Rico Tip-Off. The Canes outscored their opponents by 20.0 points per game, and out rebounded opponents by 8.7 rebounds per game. Miami also won the event in 2007-08.

POLL VAULT - CANES UNRANKED TO NO. 15/19 ON NOV. 23

Fresh off its championship run through the Puerto Rico Tip-Off, Miami made its season debut in the top 20 of both major college basketball polls on Nov. 23. Miami checked in at No. 15 in the Associated Press top 25, and earned a No. 19 ranking in the USA TODAY Coaches Poll. According to the AP, Miami becomes the sixth program in the last 10 years to be unranked in the AP Top 25 one week and rise

to at least No. 15 in the following week's poll, joining Connecticut, Syracuse, Florida, Villanova and Minnesota. It is also the highest ranking for Miami during the month of November in the history of the AP poll; the Hurricanes reached No. 17 in November in the 2008-09 and 2014-15 seasons.

Just one season ago, Miami went from unranked to No. 17/20 in the Nov. 24 polls, following a win over No. 8/7 Florida and a championship run in the Charleston Classic. The Canes were ranked five weeks last season. The Hurricanes were last ranked the week of Jan. 26, 2015, when the Canes were No. 23 in both polls.

Prior to the arrival of Coach L, Miami had not been ranked in the top 15 in either poll since Feb. 18, 2002 when the Canes were No. 17/13.

JEKIRI NAMED ACC PLAYER OF THE WEEK

Senior forward Tonye Jekiri was named the Atlantic Coast Conference Player of the Week on Nov. 23. Jekiri was named to the Puerto Rico Tip-Off All-Tournament Team, where in three games, he averaged 13.3 points, 11.3 rebounds, 1.3 assists and 1.3 blocks in 28.0 minutes. He was 15-21 (71.4%) from the field and 10-11 (90.9%) at the line. Against No. 16 Utah and national center of the year nominee Jakob Poeltl, Jekiri posted his career high 20 points and grabbed 12 rebounds. He was 8-10 from the field and 4-5 from the stripe in 32 minutes. He also had a steal, assist and block.

THE BUC IS SOLD OUT

In just his fifth season in Coral Gables, Jim Larrañaga continues to set records with the Miami men's basketball team. Miami has SOLD OUT the ticket allotment for all home games this season at the BankUnited Center. This is the first time in Miami athletics history a team has sold out their season. Due to the season ticket sales, seats will not be available on a single-game basis.

In Coach Larrañaga's fifth season at The U, fans have bought 5,500 season tickets, more than doubling the total number of season tickets sold in his first season in Coral Gables. When Coach L began his reign in Miami, fans bought 2,251 season tickets for the 2011-12 campaign. After a record-breaking season on the court in 2012-13, season tickets peaked at 3,674 for the 2013-14 year.

Season Tickets per Year		
2015-16: 5,500	2014-15: 3,427	2013-14: 3,674
2012-13: 2,372	2011-12: 2,251	

MIAMI'S WINS VS. RANKED OPPONENTS

In 10 wins over ranked opponents since the arrival of Coach L in 2011-12, Miami has won five games by 10+ points, including 27 points over No. 1 Duke in 2013 and 24 points over No. 16 Utah in 2015. Miami has also scored 90+ points against a ranked team in three outings: 90-63 over No. 1 Duke in 2013, 90-74 over No. 4 Duke in 2015 and 90-66 over No. 16 Utah in 2015.

MIAMI VS. RANKED TEAMS

- Prior to Nov. 20 against No. 16 Utah and Nov. 22 vs. No. 22/20 Butler, Miami last won back-to-back games over ranked teams in 2006, downing No. 14/12 Maryland 84-70 on Jan. 7, then seven days later - with no game in-between - No. 20 North Carolina 81-70 on Jan. 14.

- Miami has now won four games against ranked teams at neutral sites, including March 19, 2000 vs. No. 8 Ohio State (75-62), March 8, 2007 vs. No. 17/21 Maryland (67-62), Nov. 20, 2015 vs. No. 16 Utah (90-66) and Nov. 22 vs. No. 22/20 Butler (85-75).

- The last time Miami won two-straight matchups against ranked teams was in 2014-15, when the Canes took down No. 8/7 Florida (69-67) on Nov. 17, 2014, then defeated No. 24/25 Illinois (70-61), on Dec. 2, 2014.

FOUR PLAYERS BOAST NCAA TOURNAMENT EXPERIENCE

Senior Tonye Jekiri returns from Miami's 2012-13 ACC Championship and NCAA Sweet 16 team. Sheldon McClellan (Texas), Kamari Murphy (Oklahoma State) and Angel Rodriguez (Kansas State) also have played in the NCAA Tournament, each with their previous schools.

2015-16 STARTERS BY GAME

UTRGV	Rodriguez	McClellan	Reed	Cruz Uceda	Jekiri
Louisiana	Rodriguez	McClellan	Reed	Cruz Uceda	Jekiri
Miss State	Rodriguez	McClellan	Reed	Cruz Uceda	Jekiri
Utah	Rodriguez	McClellan	Reed	Cruz Uceda	Jekiri
Butler	Rodriguez	McClellan	Reed	Cruz Uceda	Jekiri
NEastern	Rodriguez	McClellan	Reed	Cruz Uceda	Jekiri
Nebraska	Rodriguez	McClellan	Reed	Murphy	Jekiri
Charlotte	Rodriguez	Newton	Reed	Murphy	Jekiri

RECORD BY STARTING LINEUP

Rodriguez, McClellan, Reed, Cruz Uceda, Jekiri.....	5-1
Rodriguez, McClellan, Reed, Murphy, Jekiri.....	1-0
Rodriguez, Newton, Reed, Murphy, Jekiri.....	1-0

IN NATIONAL STATS (as of Dec. 3)

Category	Rank	Actual	Nat'l Leader	Actual
Free-Throw Percentage	13	77.2	St. Bonaventure	84.4
Three-Point FG Percentage	15	41.8	Western Ill.	50.4
Scoring Offense	16	87.6	The Citadel	96.6
Field-Goal Percentage	17	50.7	St. Mary's (CA)	56.1
Free Throws Made	18	142.0	Tennessee Tech	177.0
Turnovers Per Game	22	10.3	Virginia	7.6
Scoring Margin	35	15.3	West Virginia	30.5
Assist Turnover Ratio	44	1.42	Virginia	2.17
Free Throw Attempts	46	184.0	Virginia Tech	233.0
Total 3-point FGM	54	61.0	North Florida	115.0
Turnover Margin	57	3.1	UNCW	10.0
Three-Point FG Per Game	62	8.7	The Citadel	13.6
Fewest Turnovers	69	72.0	Davidson	40.0
Rebound Margin	90	4.9	Stony Brook	19.2

CANES

CANES TOP 100 NATIONALLY (as of Dec. 3)

Tonye Jekiri	Rank	Actual
Total Rebounds	16	72.0
Defensive Rebounds / Game	17	7.57
Rebounds Per Game	22	10.3
Double Doubles	77	2.0

Sheldon McClellan	Rank	Actual
Field-Goal Percentage	49	59.7
Free-Throw Percentage	45	89.7

Angel Rodriguez	Rank	Actual
Total Assists	83	33.0

UM RECORDS

GAME

ACC GAME

POINTS SCORED	59 - Rick Barry vs. Rollins, 1965	35 - Jack McClinton vs. North Carolina 02/15/09
FIELD GOAL %	1.000 (7-7) - Raymond Hicks vs. NC A&T, 2008	.900 (9-10) - Reggie Johnson at Duke 01/02/11
3-POINT FG	9 - Johnny Hemsley vs. Lafayette, 1999	7 (3x) last - Jack McClinton vs. North Carolina 02/15/09
3-POINT FG%	1.000 (5-5) (5x) last - Malcolm Grant vs. NC State, 2011	1.000 (5-5) - James Palmer at Virginia Tech 03/07/15
		1.000 (5-5) - Malcolm Grant at NC State 01/23/11
FT MADE	22 (2x) last - Rick Barry vs. Florida Southern, 1965	16 - Jack McClinton vs. NC State 03/07/09
FT %	1.000 (16-16) - Jack McClinton vs. NC State, 2009	1.000 (16-16) - Jack McClinton vs. NC State 03/07/09
REBOUNDS	29 - Rick Barry vs. Oklahoma City, 1965	17 - Tonye Jekiri vs. Clemson 02/08/15
ASSISTS	14 - Michael Gardner vs. Pittsburgh, 1993	9 (3x) last - Shane Larkin vs. North Carolina 02/09/13
STEALS	9 - Jerome Scott vs. FIU, 1991	6 - Shane Larkin at North Carolina 01/10/12
BLOCKED SHOTS	13 - Anthony King vs. Florida Atlantic, 2004	6 - Anthony King vs. Florida State 01/15/05

IT'S ALL ABOUT LOCATION

Miami's complete 13-man roster includes players from: Three countries - Nigeria (2), Spain, U.S.; One U.S. commonwealth - Puerto Rico; Eight states - Connecticut, Florida, Nevada, New Hampshire, New Jersey, New York, Pennsylvania, Texas; and Washington, D.C.

COACHING CHANGES FOR THE HURRICANES

After having the same assistant coaching staff his first four years in Miami, Larrañaga has two new assistant coaches in 2015-16 in Jamal Brunt and Adam Fisher, following the departure of Eric Konkol (Louisiana Tech) and Michael Huger (Bowling Green). Konkol had been an assistant with Coach L 11 seasons and Huger was an assistant coach for eight years and player for four seasons.

Due to the lack of turnover, Coach L has only had nine assistant coaches in the last 14 seasons. Five of his assistants left for a D-I head coaching job, and two others who have worked their way into head coaching jobs. In those 14 seasons, only twice two assistants left at the same time, 1996 (Stan Heath and Steve Merfeld) and 1989 (Jeff Snyder and Ricky Stokes).

Chris Caputo, in his 14th season on Larrañaga's staff and fifth in Coral Gables, was promoted to associate head coach in the summer of 2015.

COACH L REUNITED WITH JAMES JOHNSON

Larrañaga completed his 2015-16 staff with the addition of James Johnson as the team's director of basketball operations. Johnson, who was on Larrañaga's staff for two seasons at George Mason University, including the historic NCAA Final Four run in 2006, came to Miami after seven seasons on staff at fellow Atlantic Coast Conference school Virginia Tech, where he was the head coach for two seasons after five years as an assistant coach.

LARRAÑAGA CONTRACT EXTENDED THROUGH 2022

The University of Miami extended Coach Jim Larrañaga's contract through May 31, 2022, Director of Athletics Blake James announced in September 2014. Larrañaga first signed a five-year contract in April 2011, then was granted a three-year extension in 2012.

PROCANES REPORT

Former Hurricanes James Jones and Shane Larkin have taken their talents onto NBA rosters this season, as Jones is in Cleveland with the Cavaliers and Larkin joins a new team, the Brooklyn Nets, after playing across town with the Knicks last season.

Miami has 17 former players in professional basketball at this time. A complete list is on page five of the notes.

SIGNATURE WINS IN THE COACH L ERA

Since the arrival of Coach Jim Larrañaga, Miami has recorded numerous signature wins during the regular season, both at home and on the road.

Home

Feb. 26, 2012 – No. 17 Florida State, 78-62

Nov. 28, 2012 – No. 13/14 Michigan State, 67-59

Jan. 23, 2013 – No. 1 Duke, 90-63

Feb. 9, 2013 – North Carolina, 87-61

Dec. 2, 2014 – No. 24/25 Illinois, W, 70-61

Road

Feb. 5, 2012 – No. 7/5 Duke, 78-74 OT

Feb. 2, 2013 – No. 19 NC State, 79-78

Nov. 17, 2014 – No. 8/7 Florida, W, 69-67

Jan. 13, 2015 – No. 4 Duke, W, 90-74

LARRAÑAGA MEMBER OF UM FACULTY

Coach Jim Larrañaga is an Adjunct Assistant Professor of Kinesiology and Sport Sciences at the University of Miami. Due to his head coaching responsibilities, Larrañaga is a guest lecturer at several different classes in the School of Education and Human Development throughout the semester.

COACH L TIES TO THE ACC

Coach Jim Larrañaga was an assistant coach at Virginia from 1979-1986, under the leadership of Terry Holland. In those seven seasons, Larrañaga helped the Cavaliers to five NCAA appearances: Final Four twice, Elite Eight once, Sweet 16 once and Round of 64 once, as well as two NIT appearances, including the Championship and Quarterfinal round.

ATTITUDE, COMMITMENT AND CLASS

Attitude, commitment and class are the cornerstone values of the Miami basketball program. Attitude: Be positive. Life is 10% what happens to you and 90% how you react to it. Commitment: Make a total and unconditional commitment to our program. Be passionate about what you do. Class: Show pride and respect in yourself and our program. Be the best you can be in thought, word and deed.

CORAL GABLES AND MIAMI FACTS

The Florida city of Coral Gables, situated just a few miles southwest of Miami, is part of Miami-Dade County. Incorporated in 1925, Coral Gables was created as a fully-planned community by George Merrick, who envisioned an upscale Miami suburb with large elements of Mediterranean-style architecture to highlight the region's Spanish influence. In 1925, roughly simultaneous to the founding of Coral Gables, the city was selected as the home to the University of Miami, which was constructed that year on 240 acres of land just west of U.S. Route 1, approximately two miles south of downtown Coral Gables.

The average temperature in Coral Gables is 75 degrees.

Coral Gables averages 300 days of sunshine per year.

The Venetian Pool, located in Coral Gables, is acclaimed as "the world's most beautiful public swimming pool."

Miami has 84 miles of beaches.

Miami is the most southerly major city in the continental United States.

Miami is the consistently ranked by Dr. Beach's top 10 beaches in the U.S.

Miami is the only major city to be founded by a woman - Julia Tuttle.

Bordered by The Everglades National Park & Biscayne National Park, Miami is the only city in the US that is bordered by two national parks.

Miami is home to 150+ ethnicities and 60+ languages.

Memorable films made in Miami: Scarface, True Lies, 2 Fast 2 Furious, Bad Boys series, Caddyshack, The Bodyguard.

TV shows set/filmed in Miami: Miami Vice, Burn Notice, Dexter, The Golden Girls.

2014-15 IN REVIEW

LAST SEASON MIAMI ...

- Played in the National Invitation Tournament Championship game.
- Played a game in April for the first time in school history.
- Was the only team to defeat eventual national champion Duke on their come court.
- Defeated Duke and Syracuse on the road in the same season, the second time this has ever happened, and the first time since UNC did so during the 1983-84 season.
- Defeated three ranked teams: at No. 8/7 Florida, vs. No. 24/25 Illinois and at No. 4 Duke.
- Defeated a pair of top-7 teams in the same season, both on the road: No. 6/7 Florida and No. 4 Duke.
- Won two true road games against ranked opponents - No. 6/7 Florida and No. 4 Duke - for the first time since 1998-99.
- Defeated Coach Krzyzewski, Boeheim & Donovan, all on the road.
- Ended Duke's 41-game home winning streak, the then-longest active streak in Division I.
- Snapped Duke's 19-game ACC home game winning streak.
- Snapped Florida's streak of 33 consecutive home wins, which was the longest streak in school history.
- Snapped Florida's 25-game home non-conference winning streak at the Stephen C. O'Connell Center.
- Scored 90 points at Duke, the most points scored by an unranked opponent in a regulation win in Cameron Indoor Stadium since NC State's 96 points on Feb. 23, 1983.
- Dealt Duke the most lopsided loss (16 points) an unranked visitor has handed to a ranked Blue Devil team in the ACC era.
- Defeated Syracuse at the Carrier Dome, in front of the largest collegiate crowd of the season to date (Jan. 24): 30,677.
- Junior Tonye Jekiri led the Atlantic Coast Conference in rebounds (10.9 ACC only, 9.9 all games) and double-doubles (9) in ACC games. He is Miami's first player to average 10+ rpg in a season in ACC play.
- Was one of 38 teams in the country, and one of 11 teams from a Top 8 conference, to win 10+ games away from its home arena last regular season. Gonzaga led the way with 14 road & neutral site victories.
- Opened the season 8-0, and on Dec. 1 was ranked No. 15 in the country by both the AP and USA TODAY.
- Suffered 13 losses, including six games (four opponents) against nationally ranked teams. In those six games, the Canes led by at least 12 points twice: 12 points at No. 12 Notre Dame and 13 points at No. 12 Louisville.

MCCLELLAN LIT UP THE NET

- As of 2014-15 final national stats, guard Sheldon McClellan hit 48.4 percent of his field goals, which was the ...
- Second-best shooting percentage in the nation by a guard in the Power 5 conferences
 - 18th-best shooting percentage by a guard in the nation
 - 90th-best shooting percentage in the nation (all positions)
 - Top shooting percentage by a guard in the ACC
- McClellan was ranked in the Top 100 in four other statistical categories: Total minutes (21st), total field goals made (82nd), total points (86th) and free throw percentage (90th).

JEKIRI ONE OF THE TOP BIG MEN IN THE COUNTRY

As of 2014-15 NCAA.com final stats, Tonye Jekiri was in the Top 21 in the country in rebounds per game among all players and the Top 3 among players in the Big 5 conferences.

He was also No. 43 in double-doubles (11), and No. 91 in total blocks (51).

	Reb/g	DReb/g	Total Reb	OReb/g
Actual	9.9	6.7	366.0	3.19
Overall rank	21st	20th	5th	44th
Big 5 rank	3rd	5th	2nd	11th

RODRIGUEZ RANKED NATIONALLY IN STEALS

Senior PG Angel Rodriguez finished the 2014-15 season No. 58 in steals per game (1.84) and No. 63 in total steals (59), despite missing six games due to injury.

MIAMI SETS SCHOOL RECORD FOR GAMES PLAYED, SECOND-MOST WINS

Miami played a school-record 38 games last season, topping the 36 games played in 2012-13. The Canes' 25 wins were second all-time in school history, behind the 29-7 mark in 2012-13.

THE AWARDS OF 2014-15

Tonye Jekiri: ACSMA & Coaches 2015 All-ACC Defensive Team, ACSMA All-ACC Team, H.M., Gildan Charleston Classic All-Tournament Team.

Sheldon McClellan: NIT All-Tournament Team, Riley Wallace Award Finalist, Midseason Watch List for Jerry West Award, ACSMA All-ACC Team, H.M., ACC Player of the Week - Dec. 1, 2014.

Davon Reed: NIT All-Tournament Team, All-ACC Academic Men's Basketball Team, 2015.

Angel Rodriguez: ACSMA All-ACC Team, H.M., 2015 Bob Cousy Collegiate PG of the Year Award Preseason Watch List, 2015 Oscar Robertson Trophy Preseason Watch List, ACC Player of the Week - Nov. 24, Gildan Charleston Classic Most Valuable Player.

CANES POST 20+-WIN SEASON

With a victory at Virginia Tech on March 7, 2015, Miami posted its third 20-win season in four years since the arrival of Jim Larrañaga. Since 2011-12, Coach L has tallied seasons of 20-13, 29-7, 17-16 and 25-13, for an average of 22.8 wins per season. Since joining the ACC in 2004-05, Miami posted three 20-win seasons before Larrañaga, 23-11 in 2008, 20-13 in 2010 and 21-15 in 2011.

MIAMI'S ROAD WINS RANK TOP 11 NATIONALLY

Miami was one of 38 teams in the country, and one of 11 teams from a Top 8 conference, to win 10+ games away from its home arena last regular season. Gonzaga led the way with 14 road and neutral site victories.

The Canes have posted 10+ wins away from home in two of Coach L's four seasons at Miami. In 2012-13, Miami won 15 on the road, including five neutral-site games. Last year, Miami was 10-5 away from the BankUnited Center, with a 3-1 neutral-site record, in the regular season.

CANES IN NATIONAL STATS, VIA NCAA.COM

Miami was 13th in the country in turnovers per game (10.1), committing less than 15 turnovers in 35 of 38 outings.

The Canes knocked down 292 shots from 3-point range, good enough for 20th in the nation. UM hit at least seven shots from long range in 23 games, and tied a school record of 15 made in a game, going 15-of-25 at Virginia Tech on March 7.

UM shot 74.6 percent from the free throw line, which was the 22nd-best mark in the country. Miami drained at least 70 percent of its free throws in 28 games last year. The Canes' 544 free throws made were No. 39 in the NCAA.

Miami averaged just 15.6 fouls per game, a mark that was 22nd-best in the nation, grabbed 1317 total rebounds (29th) and posted a 1.27 assist-to-turnover ratio (44th).

CANES FINISH SIXTH IN ACC AFTER BEING PICKED 10TH

Miami finished sixth in the 2014-15 ACC rankings after being projected to finish 10th by the media at Operation Basketball in October. In each of Coach L's four seasons at Miami, the Canes have exceeded preseason expectations. In his first season, Miami was picked fifth and finished tied for fourth. In just his second season, UM won the ACC after being projected to finish fifth. A year ago, the Canes were selected 12th, but ended 10th.

The Canes and Notre Dame both made a jump of four spots: Miami from 10th to sixth and Notre Dame from seventh to third. Wake Forest and Virginia Tech were the only schools who were slotted in the correct spots. In order of preseason projections, here are the final mis-projections of each team: Duke -1, North Carolina -3, Louisville -1, Virginia +3, Syracuse -3, Pittsburgh -4, Notre Dame +4, Florida State -3, NC State +2, Miami +4, Clemson +2, Wake Forest +0, Georgia Tech -1, Boston College +1, Virginia Tech +0.

LARRAÑAGA POSTS FOURTH 25-WIN SEASON

With a 25-13 mark last season at Miami, Coach Jim Larrañaga has posted four 25-win seasons as a head coach. His first was a 27-8 mark at George Mason in 2005-06, when he led the team to the NCAA Final Four and in 2010-11 he was 27-7 with a 1-1 mark in the NCAA Tournament. At Miami, Coach L led the Canes to a 29-7 mark in 2012-13, winning the ACC regular season and tournament, then taking UM to the NCAA Sweet 16.

CARDIAC CANES - YEAR TWO

Miami played 16 games last season that were decided by five points-or-less. The Canes had five losses by a total of 22 points in the month of February. Three of those games were decided by a total of five points. Miami and Georgia Tech each had 13 games decided by four points or less last season. Miami and Notre Dame led the ACC with nine wins in close games. In 2013-14, Miami led the ACC having played 13 games decided by five points-or-less or in OT.

MIAMI VS. RANKED OPPONENTS

Miami was 3-6 against ranked teams in 2014-15, including 1-1 against top-5 teams and 2-2 against top-10 teams. Of the six losses, one was a double-overtime defeat against Virginia, and the Canes came up 6.1 ppg short in the other five outings. The Canes were 1-3 at home, 2-2 on the road and 0-1 at neutral sites vs. Top 25 opponents. See a complete list vs. ranked opponents since the arrival of Coach L on page 10.

LARRAÑAGA RETURNS HOME, NY COACHES IN NIT

Coach Jim Larrañaga returned to his roots for the NIT, playing in his home state of New York. Larrañaga grew up in the Parkchester neighborhood of The Bronx, playing high school basketball for Jack Curran at Archbishop Molloy High School in Queens.

Since 2000, only four coaches originally from the state of New York have led their team to the championship game of the NIT. In 2015, coach Jim Larrañaga is from The Bronx. In 2014, Larry Brown (Brooklyn) was the runner up with SMU. John Beilein (Burt) won the event in 2007 with West Virginia. In 2000, Matt Doherty (East Meadow) was runner up with Notre Dame.

COACH L IN MADISON SQUARE GARDEN

In Larrañaga's 31 years of coaching, he had never been the head coach of a team playing a game in Madison Square Garden, until March 31 against Temple. He played in the World's Most Famous Arena multiple times while playing college ball for Providence, and was an assistant coach for Virginia when the Cavaliers won the NIT in 1980. Larrañaga's final collegiate game as a Friar was played against UNC in 1971, an 86-79 loss for PC in the NIT Elite 8.

MARCH WAS HURRICANE SEASON

Miami was 7-1 in the month of March last season, and Jim Larrañaga is 19-8 in the month of March while coaching at Miami.

BALANCED ATTACK IN THE POSTSEASON

In five NIT games Miami presented a balanced attack with ...

* Six players averaging more than 7.6 points per game: McClellan (13.2 ppg), Reed (10.8), Jekiri (8.0), Lecomte (8.0), Newton (7.8), Burnett (7.6).

* Nine guys knocking down a 3-pointer: Burnett (7), Cruz Uceda (6), McClellan (6), Reed (4), Lecomte (3), Newton (2), Sherman (1), Jekiri (1), Palmer (1).

* Five players grabbing 3.8 or more rebounds per game: Jekiri (7.5), Reed (7.0), McClellan (5.0), Cruz Uceda (4.8) and Newton (3.8).

SECOND-HALF SCORING FUELS CANES

In five NIT games, Miami scored 40.4 points per game in the second stanza after just 25.6 per game in the first half. For the season, Miami averaged 30.0 points in the first and 37.0 in the second period. Miami scored 35+ in the second period in all five NIT games, led by 45 at Richmond after scoring just 18 in the first half against the Spiders.

MIAMI'S RECORD WHEN... RECORD	2015-16		COACH L	
	ALL	ACC	AT UM	ACC
All games	7-1		98-50	41-29
Home	3-1		51-20	22-13
Away	1-0		31-21	19-16
Neutral	3-0		16-9	
November	5-1		24-7	
December	2-0		17-9	0-1
January	--		18-11	16-11
February	--		20-14	19-14
March	--		19-8	6-3
April	--		0-1	0-2
Vs. Top 10 opponents	--		4-8	3-7
Vs. Top 25 opponents (includes Top 10)	2-0		10-20	5-15
Vs. RV opponents (either or both polls)	--		8-2	3-0
Vs. teams over .500 on game day	4-1		58-43	26-24
Vs. teams under .500 on game day	1-0		26-6	11-5
Vs. teams at .500 on game day	2-0		13-1	4-0
While UM is in the Top 25	2-1		22-9	12-5
While UM is RV (only)	5-0		19-4	4-1
Leading at halftime	7-0		72-12	27-9
Trailing at halftime	0-1		21-36	10-19
Tied at halftime	--		5-2	3-1
Single overtime	1-0		3-6	1-2
Double overtime	--		3-1	2-1
In overtime games (single+double)	1-0		6-7	3-3
Leading with 2:00 left in regulation	6-1		88-7	37-3
Trailing with 2:00 left in regulation	1-0		8-40	3-25
Tied with 2:00 left in regulation	--		2-1	0-1
UM shoots 50% or better from field	5-1		33-3	10-2
UM shoots 40-49% from field	2-0		54-13	28-10
UM shoots under 40% from field	--		11-34	3-17
Opp. shoots 50% or better from field	1-0		6-13	2-7
Opp. shoots 40-49% from field	5-1		45-24	21-14
Opp. shoots under 40% from field	1-0		48-13	18-8
UM shoots 70% or better from the line	7-1		61-25	22-15
UM shoots less than 70% from the line	--		37-25	19-13
UM makes more 3-point FGs	5-0		49-21	22-16
UM makes fewer 3-point FGs	1-1		31-20	14-11
3-point FGs are even	1-0		9-2	5-2
Four or more Canes in double figures	5-1		46-10	18-7
Three Canes score in double figures	2-0		38-21	18-8
Two or less Canes score in double figures	--		14-19	5-14
UM outrebounds opponent	6-0		67-17	25-11
Opp. outrebounds UM	1-1		27-33	15-18
Tied in rebounds	--		4-0	1-0
UM records 10 or more steals	--		13-4	4-1
UM records 15 or more assists	3-1		31-2	14-1
UM commits less than 15 turnovers	7-1		87-43	36-25
UM commits 15 or more turnovers	--		9-2	3-4
UM commits less turnovers than opp.	5-1		57-21	23-10
UM commits more turnovers than opp.	2-0		34-18	15-13
Tied in turnovers	--		7-10	3-6
UM scores 59 points or less	--		9-25	5-16
UM scores between 60-69 points	--		27-15	13-5
UM scores between 70-79 points	1-1		38-9	15-7
UM scores between 80-89 points	3-0		16-1	5-1
UM scores between 90-99 points	2-0		7-0	3-0
UM scores 100 or more points	1-0		1-0	0-0
Playing during the morning (11 a.m.)	--		1-0	
Playing during the afternoon	1-1		30-16	16-11
Playing in the evening (5 p.m. or later)	6-0		66-33	25-18
Games decided by three points or less	0-1		12-13	5-9
Games decided by four to 10 points	1-0		30-20	15-14
Games decided by 11-19 points	2-0		33-13	12-3
Games decided by more than 20 points	4-0		23-4	9-3

UM SINCE THE ARRIVAL OF JIM LARRAÑAGA IN 2011

- 2013 ACC Regular Season Champions
- 2013 ACC Tournament Champions
- Ranked No. 2/2 - Miami's program high - Feb. 18, 2013
- No. 1 seed at 2013 ACC Tournament
- No. 2 seed in 2013 NCAA Tournament
- Won school record 29 games in 2013
- Won 15 ACC games in 2013
- 14-game win streak (tied 1946-47 and 2001-02) from Jan. 2 - Feb. 19, 2013
- 13-0 start in 2013 conference play, topping school-best nine ACC victories, which was set in 2011-12
- Sophomore Shane Larkin selected No. 18 in the 2013 NBA Draft by Atlanta Hawks, then traded to Dallas Mavericks
- All six seniors from 2012-13 championship season earned academic degree from UM: Garius Adams, Julian Gamble, Reggie Johnson, Kenny Kadji, Trey McKinney Jones, Durand Scott
- Defeated No. 1 Duke, 90-63, on Jan. 23, 2013 in Coral Gables
- Defeated Duke twice within 12 months, at both Cameron Indoor Stadium and the BankUnited Center
- First team to beat Duke and UNC by 20+ points in the same season since Maryland in '74-75 season
- First team to beat Duke and UNC by 25+ points since the start of ACC play in 1953
- Defeated three teams in The Triangle in the same season: UNC, Duke & NC State
- In 2012-13 defeated three teams in the Top 20 for the first time since joining the ACC - the last time was in 1999-00
- Five home sellouts of 7,972 fans vs. Duke, Florida State, North Carolina, Virginia and Clemson
- Played in championship game of the NIT, against Stanford, in Madison Square Garden
- Only team to defeat 2015 National Champion Duke on their home court
- Snapped Duke's 19-game ACC home game winning streak at Cameron Indoor Stadium
- Ended Duke's 41-game home winning streak, the longest active streak in Division I
- Snapped Florida's 33-game home winning streak at the Stephen C. O'Connell Center, which was the third-longest in the country, behind 34 from both Duke and Stephen F. Austin
- Ended Florida's 25-game home non-conference winning streak at the Stephen C. O'Connell Center
- Miami's 90 points scored against Duke in 2015 were the most points scored by an unranked opponent in a regulation win in Cameron Indoor Stadium since NC State's 96 points on Feb. 23, 1983.
- Dealt Duke its last two regular-season losses by 16-or-more points: 27 (90-63) on Jan. 23, 2013 at Miami and 16 (90-74) on Jan. 13, 2015 at Duke
- Handed Duke the most lopsided loss (16 points) an unranked visitor has handed to a ranked Blue Devil team in the ACC era
- Dealt Duke two of its five overall, and three ACC, losses by 16-plus points
- Scored 90 points against Duke twice
- In 2014-15, defeated 500-win coaches Mike Krzyzewski, Jim Boeheim and Billy Donovan
- Won at Cameron Indoor Stadium twice
- Defeated a pair of top-8 teams in the same season, both on the road: No. 6/7 Florida and No. 4 Duke
- Won two true road games against ranked opponents for the first time since 1998-99: No. 6/7 Florida and No. 4 Duke
- First team to defeated Duke and Syracuse on the road in the same season since the 1983-84 season (UNC).

AWARDS

- 2013 Coach of the Year - Jim Larrañaga
- 2013 Naismith Coach of the Year - Jim Larrañaga
- 2013 ACC Coach of the Year - Jim Larrañaga
- 2013 Henry Iba National Coach of the Year - Jim Larrañaga
- 2013 Adolph Rupp Cup Coach of the Year - Jim Larrañaga
- 2013 ACC Player of the Year (Coaches) - Shane Larkin
- 2013 ACC Defensive Player of the Year - Durand Scott
- Nine All-ACC selections: Shane Larkin 1st team, Kenny Kadji 2nd team & 3rd team, Scott H.M. (twice), Rion Brown 3rd team, Tonye Jekiri H.M., Sheldon McClellan H.M., Angel Rodriguez H.M.
- Four All-ACC Defensive Team players: Shane Larkin, Durand Scott, Julian Gamble, Tonye Jekiri
- 2012 ACC All-Rookie Team - Shane Larkin
- ACC All-Academic Team - Raphael Akpejiori (2013), Davon Reed (2014, 2015)
- 2013 ACC Tournament MVP - Shane Larkin
- Four ACC All-Tournament team nods: Shane Larkin (1st), Durand Scott (1st), Julian Gamble (2nd), Trey McKinney Jones (2nd)
- Seven ACC Player of the Week awards: Reggie Johnson (2012), Durand Scott (2012 & 2013), Shane Larkin (2013), Angel Rodriguez (2014) and Sheldon McClellan (2014).
- One ACC Rookie of the Week: Shane Larkin (2012)
- Two NIT All-Tournament Team selections: Sheldon McClellan, Davon Reed
- NABC Honors Court: Raphael Akpejiori
- ACC Academic Honor Roll: Raphael Akpejiori, Justin Heller, Donnavan Kirk

COACH LARRAÑAGA'S MILESTONE VICTORIES

Victory	Date	Opponent	Score	School
50	02/10/88	Miami (Ohio)	65-59	Bowling Green
100	02/23/91	Kent State	84-57	Bowling Green
150	12/22/94	at Ohio State	59-50	Bowling Green
200	12/27/97	Northeastern	66-60	George Mason
250	12/20/00	Coastal Carolina	81-65	George Mason
300	12/02/03	East Carolina	76-65	George Mason
350	01/26/06	William & Mary	81-58	George Mason
400	02/27/08	William & Mary	68-59	George Mason
450	12/08/10	Loyola (Md.)	66-52	George Mason
500	01/05/12	at Georgia Tech	62-49	Miami
550	01/24/15	at Syracuse	66-62	Miami

COACH JIM LARRAÑAGA

COACHING HONORS

2013 AP Coach of the Year
 2013 Naismith Coach of the Year
 2013 Henry Iba Coach of the Year
 2006 Clair Bee Coach of the Year
 2013 Adolph Rupp Cup Coach of the Year
 2013 NABC All-District II Coach
 2013 USBWA District IV Coach of the Year
 2013 ACC Coach of the Year
 2001 & 1999 CAA Coach of the Year
 1997 MAC Coach of the Year
 Six NCAA tournament appearances: 2013, 2011, 2008, 2006, 2001, 1999
 Eight postseason NIT appearances: 2015, 2012, 2009, 2004, 2002, 1997, 1991, 1990
 Nine 20-win seasons

NOTABLE COLLEGE PLAYERS COACHED

Shane Larkin (Miami) - ACC Player of the Year, ACC Tournament MVP, USBWA All-District, Sporting News All-American, finalist for Cousy, Naismith & Wooden awards, All-ACC First Team and All-ACC Defensive Team

Durand Scott (Miami) - ACC Defensive Player of the Year, ACC Tournament First Team, All-ACC Third Team

George Evans (George Mason) - Three-time CAA Player of the Year, CAA Rookie of the Year, three-time CAA Defensive Player of the Year, three-time CAA All-Defensive Team

Antonio Daniels (Bowling Green) - MAC Player of the Year, MAC Freshman of the Year

STUDENT-ATHLETE HONORS

Three All-America players
 Nine All-Atlantic Coast Conference selections
 Four ACC All-Tournament team selections
 Four coaches and three media ACC All-Defensive Team selections
 28 All-Colonial Athletic Association conference selections
 Nine CAA All-Defensive Team selections
 Eight CAA All-Rookie Team selections
 Three Dean Ehlers Award winners - given to the CAA player who best meets the criteria of academic achievement, leadership and community service.
 12 All-MAC Conference selections
 Two MAC Freshman of the Year selections
 Four MAC All-Freshman Team selections
 Two NIT All-Tournament Team selections
 One NABC Honors Court selection
 Three ACC Academic Honor Roll student-athletes

NBA PLAYERS COACHED

Lance Blanks	Frank Booker	Rick Carlisle
Antonio Daniels	Jeff Jones	Andrew Kennedy
Jeff Lamp	Shane Larkin	Lewis Latimore
Jason Miskiri	Olden Polynice	Lee Raker
Ralph Sampson	Tom Sheehy	Clinton Venable
Othell Wilson	Ricky Wilson	

WINNINGEST ACTIVE COACHES VS. MAJOR SCHOOLS

-as of Nov. 12, 2015

Rank		vs. Major Schools
1	Mike Krzyzewski, Duke	1,018
2	Jim Boeheim, Syracuse	966
3	Roy Williams, North Carolina	750
4	Rick Pitino, Louisville	720
5	Cliff Ellis, Coastal Carolina	694
6	Bob Huggins, West Virginia	693
7	John Calipari, Kentucky	635
8	Rick Barnes, Tennessee	604
9	Lon Kruger, Oklahoma	561
10	Bill Self, Kansas	559
11	Tubby Smith, Texas Tech	538
12 Tie	Jim Larrañaga, Miami	533
12 Tie	Dana Altman, Oregon	533
14	John Beilein, Michigan	459
15	Kelvin Sampson, Houston	438

LARRAÑAGA YEAR-BY-YEAR

Year	School	Overall	Conference	Post
		W-L	W-L	Finish Season
1977-78	American International	14-13		
1978-79	American International	13-13		
1986-87	Bowling Green	15-14	10-6	3
1987-88	Bowling Green	12-16	7-9	t-5
1988-89	Bowling Green	13-15	6-10	t-6
1989-90	Bowling Green	18-11	9-7	t-3 NIT 0-1
1990-91	Bowling Green	17-13	9-7	t-4 NIT 0-1
1991-92	Bowling Green	14-15	8-8	5
1992-93	Bowling Green	11-16	8-10	t-6
1993-94	Bowling Green	18-10	12-6	t-2
1994-95	Bowling Green	16-11	10-8	t-5
1995-96	Bowling Green	14-13	9-9	t-6
1996-97	Bowling Green	22-10	13-5	t-1 NIT 0-1
1997-98	George Mason	9-18	6-10	6
1998-99	George Mason	19-11	13-3	1 NCAA 0-1
1999-00	George Mason	19-11	12-4	t-1
2000-01	George Mason	18-12	11-5	3 NCAA 0-1
2001-02	George Mason	19-10	13-5	2 NIT 0-1
2002-03	George Mason	16-12	11-7	4
2003-04	George Mason	23-10	12-6	3 NIT 2-1
2004-05	George Mason	16-13	10-8	6
2005-06	George Mason	27-8	15-3	t-1 NCAA 4-1
2006-07	George Mason	18-15	9-9	5
2007-08	George Mason	23-11	12-6	2 NCAA 0-1
2008-09	George Mason	22-11	13-5	2 NIT 0-1
2009-10	George Mason	17-15	12-6	4 CIT 0-1
2010-11	George Mason	27-7	16-2	1 NCAA 1-1
2011-12	Miami	20-13	9-7	t-4 NIT 1-1
2012-13	Miami	29-7	15-3	1 NCAA 2-1
2013-14	Miami	17-16	7-11	10
2014-15	Miami	25-13	10-8	6 NIT 4-1
2015-16	Miami	7-1		
Overall		568-384	307-193	14-15

WINNINGEST COACHES

All-Time -as of Nov. 12, 2015

Name	Total Wins
1 Mike Krzyzewski	1018
2 Jim Boeheim	966
3 Bob Knight	902
4 Dean Smith	879
5 Adolph Rupp	876
6 Jim Calhoun	873
7 Jim Phelan	830
8 Eddie Sutton	806
9 Lefty Driesell	786
10 Lute Olson	780
11 Lou Henson	779
12 Cliff Ellis	770
13 Bob Huggins	765
14 Ed Diddle	759
15 Henry Iba	755
16 Roy Williams	750
17 Phog Allen	746
18 Rollie Massimino	745
19 John Chaney	741
20 Bo Ryan	740
21 Jerry Tarkanian	729
22 Norm Stewart	729
23 Ray Meyer	724
24 Rick Pitino	722
25 Don Haskins	719
26 Rick Byrd	711
27 Jerry Sloucum	699
28 Mike Montgomery	677
29 Denny Crum	675
30 Gary Williams	668
31 John Wooden	664
32 Larry Hunter	664
33 Ralph Miller	657
34 Tom Penders	649
35 Gene Bartow	647
36 John Beilein	642
37 Billy Tubbs	641
38 Homer Drew	640
39 Marv Harshman	637
40 Hugh Durham	633
41 Norm Sloan	624
42 Stew Morrill	620
43 Ben Braun	615
44 Rick Barnes	604
45 Slats Gill	599
46 Tom Davis	598
47 Abe Lemons	597
48 John Thompson	596
49 John Calipari	593
50 Guy Lewis	592
51 Bobby Cremins	579
52 Pat Douglass	573
53 Eldon Miller	568
54 Davey Whitney	566
55 Gale Catlett	565
56 Gary Colson	563
T57 Jim Larrañaga	561
T57 Lon Kruger	561
59 John Kresse	560
60 Bill Self	559
61 Tony Hinkle	558
62 Glenn Wilkes	551

MIAMI HIGHS	OPPONENT HIGHS	MIAMI LOWS	OPPONENT LOWS
Points 105, vs. Mississippi State 11/19	Points 79, vs. Mississippi State 11/19	Points 77 (2x) last at Nebraska, 12/1	Points 59, vs. UTRGV 11/13
Points/Half 59 (1st), vs. Mississippi State 11/19	Points/Half 50, vs. Louisiana 11/16	Points/Half 28 (1st), vs. UTRGV 11/13	Points/Half 21 (1st), vs. Charlotte, 12/5
Field Goals Made 34, vs. Mississippi State 11/19	Field Goals Made 30, vs. Mississippi State 11/19	Field Goals Made 24, at Nebraska, 12/1	Field Goals Made 22, vs. UTRGV 11/13
Field Goal Att. 62, vs. UTRGV 11/13	Field Goal Att. 67, vs. Charlotte, 12/5	Field Goal Att. 54, vs. Charlotte, 12/5	Field Goal Att. 48, vs. Utah 11/20
Field Goal Pct. 56.7, vs. Mississippi State 11/19	Field Goal Pct. 50.0, vs. Utah 11/20	Field Goal Pct. 41.4, at Nebraska, 12/1	Field Goal Pct. 34.3, vs. Charlotte, 12/5
3-Point FG Made 12, vs. Louisiana 11/16	3-Point FG Made 12, vs. Northeastern, 11/27	3-Point FG Made 6 (2x) last at Nebraska, 12/1	3-Point FG Made 3, vs. Charlotte, 12/5
3-Point FG Att. 31, vs. UTRGV 11/13	3-Point FG Att. 22 (2x) last vs. Northeastern, 11/27	3-Point FG Att. 17 (2x) last vs. Northeastern, 11/27	3-Point FG Att. 18 (3x) last vs. Charlotte, 12/5
Free Throws Made 28, vs. Mississippi State 11/19	Free Throws Made 16, vs. Northeastern, 11/27	Free Throws Made 7, vs. Northeastern, 11/27	Free Throws Made 8, vs. UTRGV 11/13
Free Throw Att. 38, vs. Mississippi State 11/19	Free Throw Att. 24, vs. Louisiana 11/16	Free Throw Att. 9, vs. Northeastern, 11/27	Free Throw Att. 12 (2x) last at Nebraska, 12/1
Rebounds 45, vs. UTRGV 11/13	Rebounds 38, vs. Louisiana 11/16	Rebounds 30, vs. Northeastern, 11/27	Rebounds 25, vs. Utah 11/20
Assists 20, vs. Mississippi State 11/19	Assists 14 (2x) last vs. Mississippi State 11/19	Assists 8, at Nebraska, 12/1	Assists 9, vs. UTRGV 11/13
Steals 8 (2x) last vs. Butler 11/22	Steals 7 (2x), at Nebraska, 12/1	Steals 3, vs. Charlotte, 12/5	Steals 1, vs. Utah 11/20
Blocks 7, vs. Northeastern, 11/27	Blocks 5, vs. Mississippi State 11/19	Blocks 0, vs. UTRGV 11/13	Blocks 1 (5x) last vs. Charlotte, 12/5
Turnovers 14, at Nebraska, 12/1	Turnovers 16, vs. Utah 11/20	Turnovers 7, vs. Utah 11/20	Turnovers 5, vs. Charlotte, 12/5
Bench Points 50, vs. Mississippi State 11/19	Bench Points 25 (3x) last vs. Charlotte, 12/5	Bench Points 17, vs. Northeastern, 11/27	Bench Points 16 (2x) last at Nebraska, 12/1
Victory Margin 28, vs. Charlotte, 12/5	Victory Margin 1, vs. Northeastern, 11/27	Victory Margin 5, at Nebraska, 12/1	Victory Margin 1, vs. Northeastern, 11/27

MIAMI INDIVIDUAL HIGHS	
Points	27, Sheldon McClellan, vs. Utah 11/20
Field Goals Made	10, Sheldon McClellan, vs. Utah 11/20
Field Goal Attempts	12 (2x) last Sheldon McClellan, vs. Northeastern, 11/27
3-Point FG Made	4 (2x)
3-Point FG Attempts	7, Cruz Uceda/ Rodriguez, vs. UTRGV, 11/13
Free Throws Made	9, Ja'Quan Newton, vs. Charlotte, 12/5
Free Throw Attempts	11, Angel Rodriguez vs. Louisiana, 11/16
Rebounds	12 (4x) last Tonye Jekiri, vs. Northeastern, 11/27
Assists	7, Angel Rodriguez, vs. UTRGV, 11/13
Blocks	5, Tonye Jekiri, vs. Northeastern, 11/27

OPPONENT INDIVIDUAL HIGHS	
Points	28, Shavon Shields, at Nebraska, 12/1
Field Goals Made	11, Shavon Shields, at Nebraska, 12/1
Field Goal Attempts	25, Shavon Shields, at Nebraska, 12/1
3-Point FG Made	5 (2x) last Quincy Ford, vs. Northeastern, 11/27
3-Point FG Attempts	10 Quincy Ford, vs. Northeastern, 11/27
Free Throws Made	11, David Walker, vs. Northeastern, 11/27
Free Throw Attempts	12, David Walker, vs. Northeastern, 11/27
Rebounds	13, Shawn Long, vs. Louisiana, 11/16
Assists	8, Jay Wright, vs. Louisiana, 11/16
Blocks	4, Jake Hammond, at Nebraska, 12/1

THE LAST TIME ...

Player Scored 30 Points

Miami Sheldon McClellan (31), at Charlotte, 11/25/14
Opponent Xavier Rathan-Mayes (35) Florida State, 2/25/15

Player Scored 35 Points

Miami Jack McClinton (35) vs. North Carolina, 3/15/09
Opponent Xavier Rathan-Mayes (35) Florida State, 2/25/15

Player Scored 40 Points

Miami Darius Rice (43) vs. Connecticut, 1/20/03
Opponent Sean Singletary (41), Virginia, 3/1/08

Two Players Scored 20 Points

Miami Sheldon McClellan (27), Tonye Jekiri (20), Utah, 11/20/15
Opponent David Walker (21), Quincy Ford (24), Northeastern, 11/27/15

Three Players Scored 20 Points

Miami Dwayne Collins (23), Brian Asbury (21), Jack McClinton (20) vs. Virginia Tech, 1/25/09
Opponent Travis Mays (40), Alvin Heggs (22), Lance Blanks (21), Texas, 2/22/89

Just Five Players Scored in Double Figures

Miami Angel Rodriguez (15), Sheldon McClellan (14), Anthony Lawrence (13), Kamari Murphy (10), Ja'Quan Newton (10) at Nebraska, 12/1/15
Opponent Shawn Long (21), Jay Wright (13), Kasey Shepherd (12), Bryce Washington (11), Devonta Walker (11) vs. Louisiana 11/16/15

Just Six Players Scored in Double Figures

Miami Davon Reed (19), Angel Rodriguez (18), Sheldon McClellan (16), Ivan Cruz Uceda (13), Anthony Lawrence (12), Ja'Quan Newton (11) vs. Louisiana 11/16/15

Just Seven Players Scored in Double Figures

Miami Sheldon McClellan (18), Ja'Quan Newton (15), James Palmer (14), Ebuka Izundu (11) Angel Rodriguez (11), Ivan Cruz Uceda (10), Anthony Lawrence Jr. (10) vs. Mississippi State 11/19/15

Player Grabbed 15 Rebounds

Miami Tonye Jekiri (15) at Louisville, 2/21/15
Opponent Jahlil Okafor (15), at Duke, 1/13/15

Two Players Grabbed 10 Rebounds

Miami Tonye Jekiri (10), Sheldon McClellan (10), vs. NC State, 1/22/15
Opponent Anthony Brown (12), Marcus Allen (10), Stanford, 4/2/15

Three Players Grabbed 10 Rebounds

Miami Mark Richardson (11), Eric Brown (10), Joe Wylie (10) vs. FIU, 3/6/89
Opponent Matt Harpring (12), Dion Glover (10), Michael Maddox (10), Georgia Tech, 12/27/97

Player Had 10 Assists

Miami Durand Scott (10) vs. North Carolina Central, 11/14/09
Opponent Kris Dunn (13), Providence, 12/22/14

Player Had 10 Blocks

Miami Anthony King (10) vs. Florida Atlantic, 11/29/04
Opponent Jarvis Varnado (10), Mississippi State, 12/13/07

Player Had a Double-Double

Miami Tonye Jekiri (12 pts, 12 rebs) vs. Butler, 11/22/15
Opponent Shawn Long (21 pts, 13 rebs) vs. Louisiana, 11/16/15

Player Had a Triple-Double

Miami Anthony King (11 pts, 10 reb, 13 blks) vs. Florida Atlantic, 11/29/04
Opponent Brendan Haywood (18 pts, 14 reb, 10 blks), North Carolina, 12/4/00

Two Players Had Double-Doubles

Miami Reggie Johnson (22 pts, 11 rebs) & Kenny Kadji (12 pts, 12 rebs), vs. Stetson, 11/9/12
Opponent Brice Johnson (22 pts, 11 rebs) & J.P. Tokoto (10 pts, 10 rebs), North Carolina, 2/28/15

Team Scored 100 Points

Miami 105 vs. Mississippi State, 11/19/15
Opponent 105, North Carolina, 1/31/07

Team Scored 50 Points in a Half

Miami 59 (1st half) vs. Mississippi State, 11/19/15
Opponent 50 (2nd half) vs. Louisiana, 11/16/15

Team Shot 50 Percent in Both Halves

Miami .517 (15-29) / .560 (14-25) vs. Charlotte, 12/5/15
Opponent .563 (9-16) / .520 (13-25) at Florida State, 2/1/15

Team Shot 60 Percent in a Half

Miami .633 (19-30), second half, vs. Northeastern, 11/27/15
Opponent .625 (15-24), first half, Notre Dame, 3/12/15

Team Shot 70 Percent in a Half

Miami .739 (17-23), first half, at Florida State, 2/13/13

Team Shot 60 Percent in a Game

Miami .638 (30-47), at Florida State, 2/13/13
Opponent .622 (23-37), Clemson, 12/21/08

Team Shot Less Than 30 Percent in a Game

Miami .293 (12-41), vs. Eastern Kentucky, 12/19/14
Opponent .296 (16-54), Charleston, 12/30/14

THE LAST TIME A MIAMI FRESHMAN ...

Scored 26+ Points:	Durand Scott, 29, vs. North Carolina, 3/02/10
Scored 20-25 Points:	Deandre Burnett, 21, vs. Green Bay, 12/6/14
Perfect from Field (5+ att):	Reggie Johnson (RS), 8-of-8, vs. Wake Forest, 3/11/10
Perfect from 3-Point Line:	James Palmer, 5-of-5, at Virginia Tech, 3/7/15
10+ Rebounds:	Reggie Johnson (RS), 12, vs. Virginia Tech, 03/12/10
10+ Assists:	Durand Scott, 10, vs. North Carolina Central, 11/14/09
5-9 Assists:	Ja'Quan Newton, 5, at Notre Dame, 1/17/15
5+ Steals:	Shane Larkin, 6, vs. North Carolina, 01/10/12
4+ Blocks:	Raphael Akpejori, 4, McNeese State, 11/24/10
Double-Double:	Julian Gamble (RS), 13 points, 13 rebounds, North Florida, 12/31/08

Official Basketball Box Score - Game Totals - Final Statistics Dwelling vs Miami 11-04-15 7 p.m. at Coral Gables, Fla. | BankUnited Center

#	Player	Total		3-P%		Rebounds		PF	TP	A	TO	Bk	Sl	Min
		FG	FGA	FT	FTA	Off	Def							
02	Brown, Tristan	-	2-6	1-2	0-0	1	3	4	1	5	1	1	0	22
18	Hickey, Ryan	-	1-3	1-10	0-0	0	3	0	13	1	5	0	1	32
29	Albion, Vincent	-	2-5	0-0	0-0	0	2	3	0	4	1	0	1	18
32	Maxwell, Evan	-	2-6	0-3	0-0	0	5	3	4	1	1	0	1	36
50	Guzzardo, Michael	-	2-9	0-0	0-2	1	2	4	4	4	0	0	0	27
60	Maddalon, AJ	-	1-4	0-0	0-0	1	1	0	4	2	1	0	1	12
61	Richardson, Miking	-	0-1	0-1	0-0	0	0	0	2	3	0	0	0	13
11	Lys, Pierre	-	1-4	0-1	1-3	0	1	1	3	0	1	0	0	17
21	Hernandez, Daniel	-	0-3	0-1	0-0	0	0	0	0	0	0	0	0	4
22	Coleman, Rameel	-	0-3	0-0	0-0	2	2	0	1	0	0	0	0	8
42	Pierre, Tyler	-	2-2	0-0	0-2	5	5	4	1	0	0	0	0	13
Team		-	2-4	0-0	0-0	0	0	0	0	0	0	0	0	3
Totals		-	16-57	5-23	3-7	6	23	18	40	8	23	2	4	200
FG % 1st Half:		6.26	23.1%	2nd half:	10.31	32.7%	Game:		16.67	28.1%	Deatball			
3FG % 1st Half:		3.15	20.0%	2nd half:	2.8	25.0%	Game:		5.23	21.7%	Rebounds			
FT % 1st Half:		0.0	0.0%	2nd half:	3.7	42.9%	Game:		3.7	42.9%	1			

Miami 91		Total	3-P%	Rebounds	PF	TP	A	TO	Bk	Sl	Min			
#	Player	FG	FGA	FT	FTA	Off	Def	TP	A	TO	Bk	Sl	Min	
05	Davon Reed	-	2-7	0-2	3-3	1	4	1	7	1	1	0	20	
19	Sheldon McClellan	-	1-13	2-6	0-0	1	1	0	18	0	0	0	20	
13	Angel Rodriguez	-	2-6	0-1	3-4	0	0	0	6	3	1	0	19	
23	Tomye Jekiri	-	3-4	0-0	3-4	7	10	2	9	3	0	0	20	
33	Ivan Cruz Uceda	-	4-9	2-5	0-0	4	1	5	10	3	0	0	22	
60	Ja'Quan Newton	-	6-8	1-1	0-0	0	0	0	13	2	1	0	21	
02	Anthony Lawrence	-	2-3	0-4	1-4	5	1	1	0	0	0	0	17	
12	James Palmer	-	1-1	0-0	1-1	0	4	0	5	2	2	0	22	
15	Ebuka Izundu	-	1-4	0-0	0	1	3	4	3	2	2	0	11	
20	Mike Robinson	-	1-1	0-0	0-0	1	1	0	2	0	0	0	3	
21	Kamari Murphy	-	6-9	0-0	2-2	3	8	11	2	14	1	1	32	
38	Chris Stowell	-	0-0	0-0	0-0	0	0	0	0	0	0	0	3	
Team		-	1-4	0-0	0-0	0	0	0	0	0	0	0	3	
Totals		-	37-76	7-24	10-14	17	38	55	12	91	15	2	134	
FG % 1st Half:		18.34	52.9%	2nd half:	19.42	45.2%	Game:		37.76	48.7%	Deatball			
3FG % 1st Half:		6.16	37.5%	2nd half:	1.8	12.5%	Game:		7.24	29.2%	Rebounds			
FT % 1st Half:		7.0	87.5%	2nd half:	3.6	50.0%	Game:		10.14	71.4%	3			

Officials: Technical fouls: Dwelling None, Miami None. Attendance: 5426
 Score by periods: 1st 2nd 3rd 4th Total
 Dwelling 15 25 40 11 91
 Miami 45 42 91
 Points in the Paint: Dwelling 20, Miami 41
 Fast Break Points: Dwelling 8, Miami 4
 Score tied - 0 times
 Lead changed - 0 times

Official Basketball Box Score - Game Totals - Final Statistics Miami vs Mississippi State 11/19/15 6:00 PM at Colosso Roberto Clemente (San Juan, PR)

Miami 105 - 3-0		Total	3-P%	Rebounds	PF	TP	A	TO	Bk	Sl	Min			
#	Player	FG	FGA	FT	FTA	Off	Def	TP	A	TO	Bk	Sl	Min	
33	Ivan Cruz Uceda	-	4-6	2-3	0-0	6	3	10	0	1	0	1	22	
23	Tomye Jekiri	-	1-2	0-0	0-0	1	0	0	1	0	0	0	18	
05	Davon Reed	-	1-1	5-5	0-0	3	4	8	1	2	0	0	18	
19	Sheldon McClellan	-	5-10	2-3	6-6	0	0	1	18	4	0	0	32	
13	Angel Rodriguez	-	4-6	2-3	1-2	3	3	11	5	2	0	0	24	
60	Ja'Quan Newton	-	5-10	0-2	5-8	0	0	0	15	5	2	0	24	
02	Anthony Lawrence	-	3-7	0-2	4-6	2	2	4	3	10	0	0	22	
12	James Palmer	-	6-9	2-3	0-2	2	2	0	14	1	0	0	21	
15	Ebuka Izundu	-	3-5	0-0	5-7	2	1	5	0	0	0	0	15	
20	Mike Robinson	-	0-0	0-0	0-0	0	0	0	1	0	0	0	2	
21	Kamari Murphy	-	0-0	0-0	0-0	0	0	0	0	1	0	0	2	
38	Chris Stowell	-	0-0	0-0	0-0	0	0	0	0	0	0	0	2	
Team		-	2-4	0-0	0-0	0	0	0	0	0	0	0	3	
Totals		-	34-60	9-17	28-38	13	28	41	20	105	20	11	7	
FG % 1st Half:		20.32	62.5%	2nd half:	14.28	50.0%	Game:		34.60	56.7%	Deatball			
3FG % 1st Half:		7.13	53.8%	2nd half:	2.4	50.0%	Game:		9.17	52.9%	Rebounds			
FT % 1st Half:		12.17	70.0%	2nd half:	16.21	76.2%	Game:		28.38	73.7%	9			

Officials: Joe DeRosa, Kipp Kissinger, Antonio Pety
 Technical fouls: Miami None, Mississippi State None
 Attendance: 1947
 Game 3 of the Ninth Annual Puerto Rico Tip-Off Tournament
 Score by periods: 1st 2nd 3rd 4th Total
 Miami 59 46 105
 Mississippi State 35 44 79
 Points in the Paint: Miami 28, Mississippi State 25
 Fast Break Points: Miami 5, Mississippi State 6
 Score tied - 2 times
 Lead changed - 1 time

Official Basketball Box Score - Game Totals - Final Statistics Northeastern vs Miami 11-27-15 4 p.m. at BankUnited Center | Coral Gables, Fla.

Northeastern 78 - 4-1		Total	3-P%	Rebounds	PF	TP	A	TO	Bk	Sl	Min			
#	Player	FG	FGA	FT	FTA	Off	Def	TP	A	TO	Bk	Sl	Min	
4	Walker, David	-	1-10	2-4	1-12	0	2	1	21	3	2	0	18	
16	Williams, T.J.	-	1-4	0-2	1-3	0	0	0	3	0	0	0	28	
14	Ford, Quincy	-	9-17	5-10	1-3	1	5	6	24	2	4	0	29	
33	Slah, Zach	-	3-6	0-0	0-0	1	4	5	4	6	1	0	32	
34	Abakah, Keesi	-	1-0	0-0	0-0	2	3	3	2	1	0	0	24	
11	Miller, Jeremy	-	3-5	2-2	1-1	2	3	5	1	9	0	0	17	
15	Donnelly, Caleb	-	2-2	1-1	0-0	0	0	0	5	0	0	0	8	
20	Blegley, Devon	-	2-6	2-3	0-2	1	2	1	2	8	2	2	0	24
Team		-	2-6	0-0	0-0	0	0	0	0	0	0	0	3	
Totals		-	25-54	12-22	16-22	11	22	33	14	78	11	12	5	
FG % 1st Half:		11.26	42.3%	2nd half:	14.28	50.0%	Game:		29.54	46.3%	Deatball			
3FG % 1st Half:		7.12	50.0%	2nd half:	5.0	50.0%	Game:		12.22	54.2%	Rebounds			
FT % 1st Half:		8.8	75.0%	2nd half:	10.14	74.0%	Game:		16.22	72.7%	0			

Officials: Brian Dorsley, Les Jones, Bill McCarthy
 Technical fouls: Northeastern None, Miami None. Attendance: 6635
 Score by periods: 1st 2nd 3rd 4th Total
 Northeastern 35 43 78
 Miami 30 47 77
 Points in the Paint: Northeastern 16, Miami 9
 Fast Break Points: Northeastern 15, Miami 10
 Score tied - 2 times
 Lead changed - 4 times

Official Basketball Box Score - Game Totals - Final Statistics UTRGV vs Miami 11-13-15 7:02 p.m. at BankUnited Center | Coral Gables, Fla.

UTRGV 59 - 0-1		Total	3-P%	Rebounds	PF	TP	A	TO	Bk	Sl	Min			
#	Player	FG	FGA	FT	FTA	Off	Def	TP	A	TO	Bk	Sl	Min	
03	Thompson, JJ	-	1-5	1-3	2-2	0	1	1	3	5	4	0	1	
20	Hick, Nick	-	0-7	0-2	1-2	1	3	4	1	1	1	0	19	
29	Konata, Dan	-	5-11	0-0	0-0	0	5	3	10	1	1	0	8	
34	Hines, Shaquille	-	7-14	3-4	1-1	3	3	6	4	18	0	0	24	
35	Slaughter, Dakota	-	2-7	1-5	0-0	1	2	4	5	1	3	0	28	
40	Osborne, Everett	-	2-3	1-2	2-2	0	1	1	7	0	0	0	17	
45	Jones, Walter	-	1-1	0-0	0-0	0	0	0	3	2	0	0	8	
32	Rwabigwi, Adonis	-	0-1	0-0	0-0	0	0	0	3	0	2	1	15	
44	Kuennen, Christopher	-	0-0	0-0	2-3	0	1	1	2	0	1	0	4	
55	Green, Antonio	-	4-6	1-3	0-0	1	4	3	9	1	0	0	30	
Team		-	0-0	0-0	0-0	0	0	0	0	0	0	0	3	
Totals		-	22-55	7-19	8-12	6	28	34	26	59	9	15	1	
FG % 1st Half:		8.27	29.6%	2nd half:	14.28	50.0%	Game:		22.55	40.0%	Deatball			
3FG % 1st Half:		3.10	30.0%	2nd half:	3.9	44.4%	Game:		7.19	66.9%	3			
FT % 1st Half:		1.50	50.0%	2nd half:	7.10	70.0%	Game:		8.12	66.7%	1			

Miami 86 - 1-0		Total	3-P%	Rebounds	PF	TP	A	TO	Bk	Sl	Min		
#	Player	FG	FGA	FT	FTA	Off	Def	TP	A	TO	Bk	Sl	Min
05	Davon Reed	-	4-11	0-4	9-9	1	2	3	14	0	0	0	24
19	Sheldon McClellan	-	6-10	2-4	4-4	1	3	4	3	18	1	0	29
13	Angel Rodriguez	-	2-10	1-7	0-1	1	2	1	5	7	0	0	32
23	Tomye Jekiri	-	2-5	0-1	3-4	2	10	2	7	1	1	0	28
33	Ivan Cruz Uceda	-	5-9	4-7	2-2	1	6	7	2	16	1	0	26
60	Ja'Quan Newton	-	3-6	0-1	5-7	2	0	0	11	3	0	0	23
02	Anthony Lawrence	-	0-1	0-0	1-2	2	0	2	1	1	0</		



IVAN CRUZ UCEDA

Senior | Forward | 6-10 | 217

33

Madrid, Spain | Harcum College (Pa.)

Cruz Uceda Season/Career/ACC Highs

Points
Season: 16, vs. UTRGV, 11/13/15
Career: 18, at Virginia Tech, 3/7/15
ACC: 18, at Virginia Tech, 3/7/15

Rebounds
Season: 7, vs. UTRGV, 11/13/15
Career: 7 (2x) last vs. UTRGV, 11/13/15
ACC: 5 (4x) last at Virginia Tech, 3/7/15

Assists
Season: 1 (3x) last vs. Charlotte, 12/5/15
Career: 1 (7x) last vs. Charlotte, 12/5/15
ACC: 1 (3x) last at Louisville, 2/21/15

Steals
Season: 1 (2x) last vs. Mississippi State, 11/19
Career: 2, vs. Louisville, 2/3/15
ACC: 2, vs. Louisville, 2/3/15

Blocked Shots
Season: 2, vs. Butler, 11/22/15
Career: 2 (3x) last vs. Butler, 11/22/15
ACC: 1, vs. Louisville, 2/3/15

Field Goals
Season: 5 (2x) last vs. Louisiana, 11/16/15
Career: 7, at Virginia Tech, 3/7/15
ACC: 7, at Virginia Tech, 3/7/15

Field Goal Attempts
Season: 9, vs. UTRGV, 11/13/15
Career: 11, at Virginia Tech, 3/7/15
ACC: 11, at Virginia Tech, 3/7/15

Free Throws
Season: 2, vs. UTRGV, 11/13/15
Career: 5, vs. Florida State, 2/25/15
ACC: 5, vs. Florida State, 2/25/15

Free Throw Attempts
Season: 2, vs. UTRGV, 11/13/15
Career: 6, vs. Florida State, 2/25/15
ACC: 6, vs. Florida State, 2/25/15

3-Point Field Goals
Season: 4, vs. UTRGV, 11/13/15
Career: 4, vs. UTRGV, 11/13/15
ACC: 3 (3x) last at Virginia Tech, 3/7/15

3-Point Field Goal Attempts
Season: 7, vs. UTRGV, 11/13/15
Career: 7 (2x) last vs. UTRGV, 11/13/15
ACC: 7, vs. North Carolina, 2/28/15

Minutes
Season: 29, vs. Louisiana, 11/16/15
Career: 32, vs. Alabama, 3/21/15
ACC: 25, vs. North Carolina, 2/28/15

2014-15			
Opposition	P	R	A
at Notre Dame	2	0	0
NC State	2	2	0
at Syracuse	3	5	1
Georgia Tech	5	4	1
at Florida State	2	1	0
Louisville	4	4	0
Clemson	10	5	0
at Wake Forest	2	3	0
Virginia Tech	0	1	0
at Louisville	0	5	1
Florida State	5	3	0
North Carolina	11	2	0
at Pittsburgh	5	3	0
at Virginia Tech	18	5	0
vs Virginia Tech	4	3	0
vs Notre Dame	10	4	0
NC Central	8	5	0
Alabama	9	7	0
at Richmond	0	3	0
vs Temple	6	4	0
vs Stanford	3	5	1

- First name Ivan is pronounced E-von. Last name is Cruise Ew-say-duh. Born in Madrid, Spain. First language is Spanish.
- European style game; Vlade Divac type of player.
- Inside-outside threat. Great shooter for his size.
- Clever player. Will beat guys with his intelligence and skill.
- Very good passer. Good instincts for offensive situations.
- Transformed his body losing 20 pounds and gaining muscle in summer 2015. Now is much quicker and more athletic. Never consistently lifted weights before coming to Miami.
- Did not speak English before attending Harcum College.
- All-American (H.M.) and All-National Tournament Team at Harcum.
- Set school record for rebounds in game (29) and career (635) at Harcum.
- Averaged 14.6 points, 9.6 rebounds, 2.0 assists, 1.1 steals and 1.1 blocks per game at Harcum.
- Helped lead Harcum to the junior college national semifinals.
- Holds season record for 3-point percentage (45.5%).

- Favorites: Food: Cocido (chickpea-based stew from Madrid, Spain). Athlete: Drazen Petrovic. Pro Sports Team: Real Madrid. Music: 80s Music, Otis Redding, Marvin Gaye. Movie: Scarface. TV Show: Spartacus. Book: Drazen Petrovic books. Pro athlete: Larry Bird. Cuban dish: Rice and beans with fried plantains. Ice cream: Mint chip. Favorite place on campus: Weight room.
- Biggest fear: Insects. Best advice received: Believe in yourself. Why UM: Coaches and location. Started playing basketball: 12 years old.


As a Junior (2014-15): Started 6 of 21 games played after missing first 16 due to NCAA transfer rules ... Scored in double digits four times ... Hit multiple 3-pointers six times ... Notched 3-pointer in 12 outings ... In two ACC Tournament games, averaged 7.0 points and 3.5 rebounds in 19.0 minutes ... In five NIT games averaged 5.2 points and 4.8 rebounds in 25.6 minutes per game ...

Harcum College: Ranked No. 55 overall by ESPN ... All-American (H.M.) ... All-National Tournament Team ... Averaged 14.6 points, 9.6 rebounds, 2.0 assists, 1.1 steals and 1.1 blocks in 23.3 minutes per game in second season ... Hit 62.5 percent from field, 45.5 percent from long range and 72.4 percent at line ... Advanced to NJCAA Division I National Semifinals in Hutchinson, Kan., marking first final four appearance in school history ... In NJCAA Region XV Championship, hit 15 of team-best 21 points from behind 3-point line, making five of 10 tries, and grabbed 12 rebounds ... Set school record for rebounds in game (29) and career (635) ... Fourth-highest scorer in Harcum history with 957 points, sixth in blocked shots (76) ... Holds season record for 3-point percentage (45.5%) ... Honors Society.

Personal: First name Ivan is pronounced E-von ... Last name is Cruise Ew-say-duh ... Born Oct. 24, 1991 in Madrid, Spain ... Son of Jose Gabriel Cruz and Pilar Uceda ... Brother to Maria ... Father played pro basketball for Club Deportivo Cajamadrid in Spain ... Will graduate in May 2016 with B.S. Ed. in sports administration ... Attended Giner de los Rios High School ... Played basketball for Estudiantes in Spain where he averaged 12 points and seven rebounds per game ... Also played for Club Baloncesto Alcobendas, Colegio Brains, Club Baloncesto Las Rozas ... Also recruited by Marquette, Ohio State, Penn State and Villanova.

CRUZ UCEDA CAREER STATISTICS										3-Point			Free Throws			Rebounds				Scoring					
Season	GP	GS	Min.	Avg.	FG	FGA	Pct.	FG	FGA	Pct.	FT	FTA	Pct.	Off.	Def.	Tot.	Avg.	PF	FO	Ast.	TO	Blk	Stl	Pts.	Avg.
2014-15	21	6	360	17.1	37	99	.374	21	62	.339	14	17	.824	18	56	74	3.5	19	0	4	13	5	8	109	5.2
2015-16	8	6	162	20.3	23	40	.575	16	30	.533	2	2	1.000	4	26	30	3.8	16	0	3	5	2	2	64	8.0
TOTAL	29	12	522	18.0	60	139	.432	37	92	.402	16	19	.842	22	82	104	3.6	35	0	7	18	7	10	173	6.0

CRUZ UCEDA 2015-16		TOTAL		3-PTS			FREE THROWS			REBOUNDS				PF				TO		Blk		Stl		Pts		Avg
Opponent	Date	GS	Min	FG	FGA	Pct	3FG	FGA	Pct	FT	FTA	Pct	Off	Def	Tot	Avg	PF	FO	A	TO	Blk	Stl	Pts	Avg		
UTRGV	11-13-15	*	26	5	9	.556	4	7	.571	2	2	1.000	1	6	7	7.0	2	0	1	1	0	1	16	16.0		
LOUISIANA	11-16-15	*	29	5	7	.714	3	5	.600	0	0	.000	0	3	3	5.0	3	0	0	0	0	0	13	14.5		
vs Mississippi State	11-19-15	*	22	4	6	.667	2	3	.667	0	0	.000	0	6	6	5.3	3	0	0	1	0	1	10	13.0		
vs Utah	11-20-15	*	18	1	4	.250	1	3	.333	0	0	.000	1	1	2	4.5	2	0	0	1	0	0	3	10.5		
vs Butler	11-22-15	*	20	3	4	.750	2	3	.667	0	0	.000	1	3	4	4.4	1	0	0	0	2	0	8	10.0		
NORTHEASTERN	11-27-15	*	14	1	3	.333	1	3	.333	0	0	.000	0	0	0	3.7	1	0	1	0	0	0	3	8.8		
at Nebraska	12-01-15		9	0	2	.000	0	2	.000	0	0	.000	1	1	2	3.4	1	0	0	1	0	0	0	7.6		
CHARLOTTE	12-05-15		24	4	5	.800	3	4	.750	0	0	.000	0	6	6	3.8	3	0	1	1	0	0	11	8.0		



EBUKA IZUNDU

Freshman | Center | 6-10 | 210

15

Charlotte, N.C. | Victory Christian Center | Lagos, Nigeria

- First name Ebuka is pronounced E-boo-kuh. Last name is E-zoon-du.
- Born in Lagos, Nigeria. Speaks African language of Igbo.
- Moved to the United States in 2013.
- Long and athletic body.
- Great touch around the basket.
- Potential to develop into a great ACC post scorer.

• Favorites: Food: Rice and Chicken. Athlete: Kevin Durant. Pro Sports Team: Oklahoma City Thunder. Midnight Snack: Doritos. Ice Cream: Vanilla. Cereal: Cocoa Puffs. Movie: 2 Fast 2 Furious. Musical Artist: Meek Mill. Place on Campus: Locker Room.

Prep

Averaged 21 points, 15 rebounds and six blocks for Victory Christian Center School as a senior ... Averaged 18 points, 12 rebounds and six blocks in junior season ... First-team All Charlotte Observer ... No. 134 player and No. 19 center in 2015 class by Rivals.com ... No. 70 player, No. 20 power forward and No. 5 North Carolina player in 2015 class by 247Sports.

Personal

Born June 28, 1996 in Lagos, Nigeria ... First name Ebuka is pronounced E-boo-kuh. Last name is E-zoon-du ... Moved to the United States in 2013 ... Son of Emma and Ifeoma Izundu ... One brother: Okwy; Four sisters: Chioma Ojo, Vivian, Chingo and Ifunaya ... Speaks African language of Igbo ... Majoring in business management ... Chose Miami over Arkansas, Cincinnati and Charlotte ... Played AAU for Charlotte ACES ... Originally signed with Charlotte, then was released from commitment after 49ers coach was let go.

Izundu Season Highs

Points	Season: 15, vs. Mississippi State, 11/19
ACC:	--
Rebounds	Season: 7, vs. Mississippi State, 11/19
ACC:	--
Assists	Season: 1 (2x) last vs. Charlotte, 12/5/15
ACC:	--
Steals	Season: --
ACC:	--
Blocked Shots	Season: --
ACC:	--
Field Goals	Season: 3, vs. Mississippi State, 11/19
ACC:	--
Field Goal Attempts	Season: 5, vs. Mississippi State, 11/19
ACC:	--
Free Throws	Season: 5, vs. Mississippi State, 11/19
ACC:	--
Free Throw Attempts	Season: 7, vs. Mississippi State, 11/19
ACC:	--
3-Point Field Goals	Season: --
ACC:	--
3-Point Field Goal Attempts	Season: --
ACC:	--
Minutes	Season: 15, vs. Mississippi State, 11/19
ACC:	--

IZUNDU CAREER STATISTICS

Season	GP	GS	Min.	Avg.	FG	FGA	Pct.	3-Point	Free Throws	Rebounds	PF	FO	Ast.	TO	Blk	Stl	Scoring							
								FG	FTA	Off.							Pts.							
2015-16	5	0	28	5.6	4	7	.571	0	0	7	11	.636	6	4	10	2.0	5	0	2	1	0	0	15	3.0

IZUNDU 2015-16

Opponent	Date	GS	Min	TOTAL	3-PTS	FREE THROWS	REBOUNDS	PF	FO	A	TO	Blk	Stl	Pts	Avg											
				FG	FGA	Pct	3FG	FGA	Pct	FT	FTA	Pct	Off	Def	Tot	Avg										
UTRGV	11-13-15		4	0	0	.000	0	0	.000	0	0	.000	0	0	0	0.0	2	0	0	0	0	0	0	0	0	0.0
LOUISIANA	11-16-15		0	0	0	.000	0	0	.000	0	0	.000	0	0	0	0.0	0	0	0	0	0	0	0	0	0	0.0
vs Mississippi State	11-19-15		15	3	5	.600	0	0	.000	5	7	.714	5	2	7	2.3	0	0	0	0	0	0	0	0	11	3.7
vs Utah	11-20-15		3	1	1	1.000	0	0	.000	2	4	.500	1	2	3	2.5	0	0	1	0	0	0	0	0	4	3.8
vs. Butler	11-22-15		DNP																							
NORTHEASTERN	11-27-15		DNP																							
at Nebraska	12-01-15		DNP																							
CHARLOTTE	12-05-15		6	0	1	.000	0	0	.000	0	0	.000	0	0	0	2.0	3	0	1	1	0	0	0	0	0	3.0



TONYE JEKIRI

Senior | Center | 7-0 | 248

23

Hialeah, Fla. | Champagnat Catholic School (Fla.) | Port Harcourt, Nigeria

Puerto Rico Tip-Off All-Tournament Team, 2015
ACSM&A Coaches 2015 All-ACC Defensive Team
2014-15 Led ACC in rebounds - 9.9 rpg all games, 10.9 ACC games
2014-15 All-ACC Basketball Team, H.M.

Gildan Charleston Classic All-Tournament Team

- Lone remaining player from the 2013 ACC Championship and NCAA Sweet 16 team.
- Only played basketball for five years after moving from Nigeria to South Florida in September 2010 to begin hoops career. Previously played soccer in Africa, but height led him to hoops.
- Terrific learner who picks up concepts quickly.
- Good passer for his size.
- Very good position defender on and off ball.
- Rebounder and shot blocker, developing his offensive game.
- Can play with back to basket or step out for a 15-17-foot jumper.
- Runs the floor like a guard and has unstoppable motor. Exceptionally fast and athletically gifted for a big man.
- Second Florida recruit in Larrañaga era, following Shane Larkin.
- First time he saw snow was on a road trip to UMass on Dec. 1, 2012, during freshman season.
- Acclimated himself well from Nigeria to U.S. culture.
- Chose jersey number 23 because July 23 is birthday.
- Favorites: Food: Rice & chicken. Basketball movie: Love & Basketball.
- Sport besides basketball: Soccer.
- Why UM: The coaching staff.

2012-13			
Opposition	P	R	A
at FGCU	1	2	0
Jacksonville	0	0	0
Michigan State	0	2	0
at Massachusetts	0	0	0
Charlotte	0	0	0
at UCF	3	2	0
at Hawai'i	1	0	0
vs. Arizona	0	2	0
vs. Indiana State	0	0	0
La Salle	0	1	0
at Georgia Tech	2	2	0
at North Carolina	0	1	0
Maryland	2	4	0
at Boston College	0	1	1
Duke	2	2	0
Florida State	4	2	0
at Virginia Tech	2	1	0
at NC State	0	2	1
Boston College	2	4	0
North Carolina	2	2	0
at Florida State	2	2	0
at Clemson	0	0	0
Virginia	2	0	0
at Wake Forest	2	3	0
Virginia Tech	4	2	0
at Duke	2	0	0
Georgia Tech	0	0	0
Clemson	2	3	0
vs. Boston College	0	1	0
vs. NC State	2	3	0
vs. North Carolina	1	1	0
vs. Pacific	6	5	0
vs. Illinois	4	2	1
vs. Marquette	0	3	0

2013-14			
Opposition	P	R	A
St. Francis (NY)	6	9	1
Ga. Southern	2	1	0
Texas Southern	4	4	0
at C of Charleston	6	3	0
UCF	2	3	0
vs Geo. Wash.	2	1	1
at CS Fullerton	4	4	0
vs Arizona State	0	3	0
at Nebraska	2	7	1
Virginia Tech	2	7	0
at Savannah St.	4	1	1
La Salle	9	7	0
Loyola	10	4	2
at Syracuse	5	3	2
at North Carolina	2	10	1
Florida State	2	7	1
at Georgia Tech	0	3	0
Duke	8	9	0
Syracuse	3	5	4
at Maryland	0	6	0
Norfolk State	4	2	1
Pittsburgh	3	4	0
NC State	0	4	0
at Florida State	15	6	0
at Virginia Tech	0	3	0
Notre Dame	2	6	2
Boston College	5	7	1
at Virginia	4	6	0
at NC State	14	13	0
at Clemson	2	2	0
Wake Forest	6	9	1
vs Virginia Tech	5	12	2
vs NC State	6	9	1

2014-15			
Opposition	P	R	A
Howard	6	11	1
at Florida	8	8	1
vs Drexel	8	13	4
vs Akron	8	16	0
vs Charlotte	11	7	1
at Charlotte	4	13	1
South Alabama	13	8	8
Illinois	6	9	2
Green Bay	2	3	1
Savannah State	8	9	3
Eastern Kentucky	2	6	0
vs Providence	12	10	2
Charleston	8	8	1
Virginia	8	12	3
Boston College	13	15	0
at Duke	10	10	0
at Notre Dame	8	13	0
NC State	6	10	0
at Syracuse	13	15	1
Georgia Tech	13	9	0
at Florida State	4	5	0
Louisville	10	10	2
Clemson	6	17	2
at Wake Forest	6	3	0
at Boston College	12	15	0
Virginia Tech	15	15	2
at Louisville	13	15	1
Florida State	12	11	0
North Carolina	6	7	0
at Pittsburgh	10	11	1
at Virginia Tech	4	3	1
vs Virginia Tech	9	8	1
vs Notre Dame	11	11	0
NC Central	11	6	2
Alabama	9	12	0
at Richmond	8	10	1
vs Temple	4	2	0

Jekiri Season / Career Highs

Points
Season: 20, vs. Utah, 11/21/15
Career: 20, vs. Utah, 11/21/15
ACC: 15 (2x) last vs. Virginia Tech, 2/18/15

Rebounds
Season: 12 (4x), last vs. Northeastern, 11/28/15
Career: 17, vs. Clemson, 2/8/15
ACC: 17, vs. Clemson, 2/8/15

Assists
Season: 2 (3x) last at Nebraska, 12/1/15
Career: 8, vs. South Alabama, 11/28/14
ACC: 4, vs. Syracuse, 1/25/14

Steals
Season: 1, vs. Utah, 11/21/15
Career: 4, at Duke, 1/13/15
ACC: 4, at Duke, 1/13/15

Blocked Shots
Season: 5, vs. Northeastern, 11/28/15
Career: 5 (3x) last vs. Northeastern, 11/28/15
ACC: 5, vs. Clemson, 2/8/15

Field Goals
Season: 8, vs. Utah, 11/21/15
Career: 8, vs. Utah, 11/21/15
ACC: 6, (2x) last at Louisville, 2/21/15

Field Goal Attempts
Season: 10, vs. Utah, 11/21/15
Career: 14, vs. Louisville, 2/3/15
ACC: 14, vs. Louisville, 2/3/15

Free Throws
Season: 4 (2x) last vs. Butler, 11/22/15
Career: 8, at Boston College, 2/16/15
ACC: 8, at Boston College, 2/16/15

Free Throw Attempts
Season: 5, vs. Utah, 11/21/15
Career: 10, at Boston College, 2/16/15
ACC: 10, at Boston College, 2/16/15

3-Point Field Goals
Season: --
Career: 1, vs. Alabama, 3/21/15
ACC: --

3-Point Field Goal Attempts
Season: 1 (3x) last at Nebraska, 12/1/15
Career: 1 (2x) vs. UTRGV, 11/13/15
ACC: --

Minutes
Season: 39, at Nebraska, 12/1/15
Career: 47, at Boston College, 2/16/15
ACC: 47, at Boston College, 2/16/15

As a Junior (2014-15): Final 2015 NCAA rankings: No. 5 total rebounds; No. 20 defensive rebounds per game; No. 21 rebounds per game; No. 43 double doubles; No. 44 offensive rebounds per game; No. 91 total blocks. **Among ACC players in all games:** No. 1 rebounds (9.9); No. 1 defensive rebounds (6.7); No. 4 offensive rebounds (3.2); No. 5 blocked shots (1.4) ... **Among ACC players in league games only:** No. 1 rebounds (10.9) ... No. 1 defensive rebounds (7.3); No. 2 offensive rebounds (3.6); No. 6 blocked shots (1.3). **Season:** Started all 27 games played, missing NIT championship game due to injury ... Eleven double-doubles overall, led ACC with nine in league play ... Four straight double-doubles from Feb. 16 to Feb. 25 ... Hit first career 3-point attempt vs. Alabama, 3/21 ... First Miami player to average 10+ rebounds per game in ACC play ... Led ACC with 21 10+-rebound games. Second-most was 14 ... Received second-most votes for ACC most improved player of the year and third-most votes for ACC defensive player of the year ... In ACC games from 2014-15, improved his free throw percentage 18.1 percent, field goal percentage 9.0 percent, points 5.6 per game, rebounds 5.3 per game and blocks 0.5 per game. Also improved double-doubles from one to nine ... Double-digit rebounds in 21 games, 13 times in ACC play ... Scored double digits 15 times ... In two ACC Tournament games, averaged 10.0 points and 9.5 rebounds in 29.0 minutes.

High School: Rated the 17th-best center in the country by ESPN.com and No. 13 by Scout.com ... Averaged 20 points, 12 rebounds and 5 blocks per game as a senior ... Notched 45 points and 20 rebounds in regional semifinals and 18 points, 14 rebounds and six blocks in regional finals ... Led his team to the 2A state title game ... First team 2011-12 Boys Class 2A All-State Team ... First Team All-FHSA Tournament at state championships ... Orlando Sentinel's 2011-12 All-Florida boys basketball team ... Averaged 14 points and 10 rebounds per game as a junior with Champagnat, his first year of organized hoops ... Team MVP ... Team captain ... On the AAU circuit, played for Team Breakdown ... Dominated at the Source Hoops Elite Camp and led Team Breakdown to championships in the Breakdown Hoops Festival and the Big Shots Myrtle Beach I ... Can play with his back to the basket or step out for a 10-12-foot shot ... Runs the floor like a guard and has an unstoppable motor.

Personal: Born July 23, 1994 in Nigeria ... Given name is Tonye Frank Jekiri (TAHN-yay Ja-KEER-EE) ... Son of Emilinia and Frank ... Brother to Tammie, Omiebi and Boma ... Expecting to graduate in May 2016 with B.S. Ed. in sports administration ... Chose his jersey number 23 because July 23 is his birthday ... Originally from Nigeria, Jekiri moved to South Florida in September 2010 to begin his basketball career ... Previously played soccer ... Chose Miami over considerations from Virginia Tech, Clemson, Florida State, Auburn, Vanderbilt and Alabama ... Jekiri was Larrañaga's second recruit from the state of Florida, joining former Canes PG Shane Larkin from Orlando, Fla.

Season	GP	GS	Min.	Avg.	FG	FGA	Pct.	3-Point			Free Throws			Rebounds				Scoring							
								FG	FGA	Pct.	FT	FTA	Pct.	Off.	Def.	Tot.	Avg.	PF	FO	Ast.	TO	Blk	Stl	Pts.	Avg.
2012-13	34	0	235	6.9	18	35	.514	0	0	.000	11	20	.550	28	27	55	1.6	35	0	4	11	11	7	47	1.4
2013-14	33	16	705	21.4	57	125	.456	0	0	.000	25	43	.581	67	113	180	5.5	87	5	22	31	29	21	139	4.2
2014-15	37	37	1120	30.3	123	246	.500	1	1	1.000	70	96	.729	118	248	366	9.9	114	5	42	51	51	21	317	8.6
2015-16	8	8	229	28.6	29	54	.537	0	3	.000	16	21	.762	19	63	82	10.3	23	0	10	14	11	1	74	9.3
TOTAL	112	61	2289	20.4	227	460	.493	1	4	.250	122	180	.678	232	451	683	6.1	259	10	78	107	102	50	577	5.2

JEKIRI 2015-16 Opponent	Date	GS	TOTAL			3-PTS			FREE THROWS			REBOUNDS				Scoring								
			Min	FG	FGA	Pct	3FG	FGA	Pct	FT	FTA	Pct	Off	Def	Tot	Avg	PF	FO	A	TO	Blk	Stl	Pts	Avg
UTRGV	11-13-15	*	28	2	5	.400	0	1	.000	3	4	.750	2	10	12	12.0	3	0	1	1	0	0	7	7.0
LOUISIANA	11-16-15	*	23	2	6	.333	0	1	.000	0	1	.000	1	3	4	8.0	4	0	1	2	0	0	4	5.5
vs Mississippi State	11-19-15	*	18	3	5	.600	0	0	.000	2	2	1.000	3	7	10	8.7	3	0	2	3	1	0	8	6.3
vs Utah	11-20-15	*	32	8	10	.800	0	0	.000	4	5	.800	5	7	12	9.5	2	0	1	1	1	1	20	9.8
vs Butler	11-22-15	*	34	4	6	.667	0	0	.000	4	4	1.000	4	8	12	10.0	4	0	1	3	2	0	12	10.2
NORTHEASTERN	11-27-15	*	37	4	8	.500	0	0	.000	0	1	.000	2	10	12	10.3	2	0	2	2	5	0	8	9.8
at Nebraska	12-01-15	*	39	2	8	.250	0	1	.000	3	3	1.000	2	8	10	10.3	3	0	2	2	2	0	7	9.4
CHARLOTTE	12-05-15	*	18	4	6	.667	0	0	.000	0	1	.000	0	10	10	10.3	2	0	0	0	0	0	8	9.3



ANTHONY LAWRENCE, JR.

Freshman | Guard | 6-7 | 210

3

St. Petersburg, Fla. | Lakewood Senior HS

- Can play multiple positions. Was point guard in high school and will play small forward at Miami.
- Athletic and can attack the basket with authority.
- Son of a high school coach.

- Favorites: Athlete: LeBron James. Sports Team: Cleveland Cavaliers. Video Game: 2K. Class at UM: Acting. Movie: Friday. TV Show: Martin. Musical Artist: Future. Place on campus: BUC.

Prep

Led Lakewood Senior High School team to the Class 5A state championship game as a junior ... Scored 18 points in the championship game and totaled 25 rebounds in two state tournament games ... Averaged 20 points and 13 rebounds as a junior at Lakewood, and in sophomore campaign, averaged 21 points, eight rebounds and four steals ... Listed as a three-star recruit by ESPN.

Personal

Born Sept. 6, 1996 in St. Petersburg, Fla. ... Son of Anthony Sr. and Zelia ... One sister, Taylor ... Majoring in sports administration ... Played AAU ball for Each 1 Teach 1 Elite ... Chose Miami over offers from USC, Clemson and Texas, among others ... Anthony's father, Anthony Lawrence Sr., was a two-year letterman at Miami from 1991-93. After college, he played overseas in Portugal, Mexico and the Dominican Republic ... Lawrence Jr.'s uncle, Patrick, also played at Miami from 1991-94.

Lawrence Season Highs

Points

Season: 13, at Nebraska, 12/1/15

ACC: --

Rebounds

Season: 7, at Nebraska, 12/1/15

ACC: --

Assists

Season: 4, vs. Louisiana, 11/16/15

ACC: --

Steals

Season: 2 (3x) last vs. Butler, 11/22/15

ACC: --

Blocked Shots

Season: 1, vs. Louisiana, 11/16/15

ACC: --

Field Goals

Season: 5, at Nebraska, 12/1/15

ACC: --

Field Goal Attempts

Season: 7 (2x) last at Nebraska, 12/1/15

ACC: --

Free Throws

Season: 5, vs. Louisiana, 11/16/15

ACC: --

Free Throw Attempts

Season: 6, vs. Louisiana, 11/16/15

ACC: --

3-Point Field Goals

Season: 2, at Nebraska, 12/1/15

ACC: --

3-Point Field Goal Attempts

Season: 3 (2x) last at Nebraska, 12/1/15

ACC: --

Minutes

Season: 25, vs. Louisiana, 11/16/15

ACC: --

LAWRENCE CAREER STATISTICS

Season	GP	GS	Min.	Avg.	FG	FGA	Pct.	3-Point FG	3-Point FGA	3-Point Pct.	FT	FTA	Pct.	Off.	Def.	Tot.	Avg.	PF	FO	Ast.	TO	Blk	Stl	Pts.	Avg.
2015-16	8	0	113	14.1	18	34	.529	5	13	.385	11	15	.733	10	12	22	2.8	13	0	10	2	1	6	52	6.5

LAWRENCE 2015-16		TOTAL					3-PTS			FREE THROWS			REBOUNDS				PF		FO		A		TO		Blk		Stl		Pts		Avg	
Opponent	Date	GS	Min	FG	FGA	Pct	3FG	FGA	Pct	FT	FTA	Pct	Off	Def	Tot	Avg	PF	FO	A	TO	Blk	Stl	Pts	Avg								
UTRGV	11-13-15	6	0	1	.000	0	0	.000	1	2	.500	2	0	2	2.0	1	0	0	1	0	0	1	0	1	1.0							
LOUISIANA	11-16-15	25	3	6	.500	1	2	.500	5	6	.833	2	4	6	4.0	3	0	4	1	1	2	12	6.5									
vs Mississippi State	11-19-15	22	3	7	.429	0	2	.000	4	6	.667	2	2	4	4.0	3	0	2	0	0	2	10	7.7									
vs Utah	11-20-15	14	0	1	.000	0	1	.000	0	0	.000	0	0	0	3.0	2	0	2	0	0	0	0	5.8									
vs Butler	11-22-15	12	3	6	.500	1	3	.333	0	0	.000	0	1	1	2.6	1	0	1	0	0	2	7	6.0									
NORTHEASTERN	11-27-15	5	0	1	.000	0	0	.000	0	0	.000	1	0	1	2.3	1	0	0	0	0	0	0	5.0									
at Nebraska	12-01-15	14	5	7	.714	2	3	.667	1	1	1.000	2	5	7	3.0	1	0	0	0	0	0	13	6.1									
CHARLOTTE	12-05-15	15	4	5	.800	1	2	.500	0	0	.000	1	0	1	2.8	1	0	1	0	0	0	9	6.5									



RASHAD MUHAMMAD

Junior | Guard | 6-6 | 160

1

Las Vegas, Nev. | San Jose State | Bishop Gorman HS

- Big time scorer with deep range.
- Using redshirt season at Miami to gain strength.
- From an athletic family: Brother is Minnesota Timberwolves player Shabazz Muhammad; Mother was PG and track star at Long Beach State; Father was PG for USC; Sister is professional tennis player; Uncle played in NFL; Aunt played basketball for Cal State Fullerton.
- Favorites: Food: Surf and turf. Athlete: Kobe Bryant. Professional teams: Lakers, Timberwolves, Raiders. Midnight snack: Cereal. Ice Cream: Chocolate. Cereal: Cinnamon Toast Crunch. Movie: More than a Game. TV Show: Fresh Prince of Bel Air. Musical Artist: Lil Wayne. Place on Campus: The gym.

As a Junior at Miami (2015-16)

Will sit out the 2015-16 season after transferring from San Jose State in August, 2015.

As a Sophomore at San Jose State (2014-15)

Led Spartans in scoring for second-straight season at 13.9 points per game ... Averaged 3.3 rebounds, 1.1 assists and 32.3 minutes over 27 games ... Scored in double-figures 21 times ... Led team in scoring in 15 games ... Five 20-point performances ... Season-high 27 points versus San Diego State (1/21) ... Season-high 10 rebounds to go along with 23 points at Wyoming (2/14) ... Splashed in 59 three-point baskets moving him into third all-time at San José State with 134 ... Multiple threes in 19 games ... Scored 26 points and matched a career-high for made threes in a game with six at Air Force (1/7) ... Third in the conference during Mountain West play at 2.5 made threes per game ... Career-high five assists versus Utah State (2/14) ... Shot free throws at 79.6 percent ... 20 points at UC Davis (12/3) ... 22 points versus Saint Katherine (12/9) ... Recorded two steals in three different games.

As a Freshman at San Jose State (2013-14)

Played in all 31 games and started three - at Weber State and against Fresno State and Boise State ... One of first players off bench ... Averaged team-best 13.2 points per game and 2.9 rebounds per game ... Set Mountain West freshman record for three pointers made in season at 75 ... Second-highest single-season three-pointers made and fourth-high three-pointers attempted at San José State ... Scored in double figures in 22 games ... 408 points on the season ... 20+ points in five games ... Scored a season-high 28 points in three-overtime win against UC Davis and 28 points against Colorado State ... Hit season-best six three-pointers against UC Davis and at Utah State ... Added 23 points at Portland, 21 points at Houston and 20 at Utah State ... Led team in scoring in 16 games ... Attempted at least 10 shots in 20 games ... Made at least one three-pointer in 12 straight games and 28 of 31 games ... Made 75 of 190 three-point attempts ... Shot 81.3 percent from free throw line ... Grabbed seven rebounds against Pacific and six rebounds against Milwaukee and at Wyoming and Fresno State ... Dished out at least one assist in 17 games ... Three assists at New Mexico ... Two steals at Northern Illinois, against James Madison and at Utah State and Air Force.

High School

Played at Bishop Gorman High School in Las Vegas ... Averaged 19 points senior year and led team to 29-3 record ... Team finished No. 15 in USA Today and ESPN polls ... Team won back-to-back Division I state championships ... Averaged 4.2 rebounds and 2.3 assists senior year.

Personal

Born January 6, 1994, in Las Vegas ... Son of Faye Muhammad, former point guard and track star at Long Beach State, and Ronald Muhammad, former point guard for USC ... Younger brother of Shabazz Muhammad, former UCLA player who is currently with Minnesota Timberwolves ... Sister, Asia, is a professional tennis player ... Uncle, Stephone Paige, played nine seasons in the NFL ... Aunt, Robin Paige, was four-year starter for Cal State Fullerton ... Majoring in sociology.

2013-14				2014-15			
Opposition	P	R	A	Opposition	P	R	A
at Santa Clara	15	2	1	Bethesda	17	3	2
vs. Milwaukee	17	6	0	Portland	5	2	2
at Northern Illinois	11	3	1	Pepperdine	9	2	2
vs. James Madison	18	3	1	at Cal State Fullerton	11	2	0
at Pepperdine	14	1	2	vs. Washington	15	2	0
Cal State Fullerton	17	4	2	vs. Western Michigan	7	2	0
at Portland	23	3	0	vs. Princeton	0	0	0
at Weber State	17	1	1	at UC Davis	20	1	1
at Houston	21	1	0	Santa Clara	15	1	0
UC Davis	28	3	0	Saint Katherine	22	6	2
Westminster	8	2	0	Wyoming	13	5	2
Pacifica	19	7	0	at Air Force	26	4	0
Nevada	5	1	1	at UNLV	3	2	0
at Utah State	20	2	1	Fresno State	16	3	0
Colorado State	28	5	0	Colorado State	12	3	1
New Mexico	16	3	1	at Boise State	13	1	1
at Air Force	12	2	1	Air Force	11	1	2
at Wyoming	2	6	2	at New Mexico	15	3	0
San Diego State	5	3	0	at Fresno State	16	2	4
at Boise State	0	0	0	Nevada	10	3	1
UNLV	13	3	1	at Wyoming	23	10	0
at New Mexico	15	3	3	Utah State	12	6	5
at Fresno State	13	6	1	San Diego State	27	4	0
Air Force	5	2	0	at Colorado State	18	3	1
Wyoming	0	0	0	at Nevada	6	3	1
at Nevada	11	5	1	Boise State	17	6	2
at San Diego State	14	2	0	UNLV	16	8	2
Utah State	5	1	2				
at Colorado State	6	1	0				
Fresno State	17	5	1				
vs. Boise State	13	5	1				

Muhammad Career Highs

Points	Career: 28 (2x) last vs. Colorado State, 1/8/14
Rebounds	Career: 10, at Wyoming, 2/14/15
Assists	Career: 5, San Diego State, 2/21/15
Steals	Career: 2 (7x) last at Wyoming, 2/14/15
Blocked Shots	Career: 1 (4x) last at Wyoming, 2/14/15
Field Goals	Career: 10, at Air Force, 1/7/15
Field Goal Attempts	Career: 21, Fresno State, 3/8/14
Free Throws	Career: 9, Colorado State, 1/8/14
Free Throw Attempts	Career: 12, Colorado State, 1/8/14
3-Point Field Goals	Career: 6 (3x), last at Air Force, 1/7/15
3-Point Field Goal Attempts	Career: 13, UC Davis, 12/18/13
Foul Disqualifications	Career: 0
Minutes	Career: 42, UC Davis, 12/18/13

MUHAMMAD SAN JOSE STATE STATISTICS

Season	GP	GS	Min.	Avg.	FG			3-Point			Free Throws			Rebounds			Scoring								
					FGA	Pct.	FG	FGA	Pct.	FT	FTA	Pct.	Off.	Def.	Tot.	Avg.	PF	FO	Ast.	TO	Blk	Stl	Pts.	Avg.	
2013-14	31	3	873	28.2	121	332	.364	75	190	.395	91	112	.813	20	71	91	2.9	53	0	24	52	1	14	408	13.2
2014-15	27	22	871	32.3	119	312	.381	59	164	.360	78	98	.796	17	71	88	3.3	48	0	31	38	3	18	375	13.9
Totals	58	25	1744	30.1	240	644	.373	134	354	.379	169	210	.805	37	142	179	3.1	101	0	55	90	4	32	783	13.5



KAMARI MURPHY

R-Junior | Forward | 6-8 | 220

21

Brooklyn, N.Y. | Oklahoma State | IMG | Lincoln HS

Murphy Season / Career Highs

Points
Season: 11, vs. Charlotte, 12/5/15
Career: 13 at Virginia Tech, 12/1/12
ACC:

Rebounds
Season: 7, vs. Charlotte, 12/5/15
Career: 13 vs. Oklahoma, 2/15/14
ACC:

Assists
Season: 1 (2x) last vs. Charlotte, 12/5/15
Career: 3 (2x) last vs. Robert Morris, 12/30/13
ACC:

Steals
Season: 1 (2x) last vs. Charlotte, 12/5/15
Career: 3 vs. Texas, 1/8/14
ACC:

Blocked Shots
Season: 2, vs. Charlotte, 12/5/15
Career: 4 (3x) last vs. Texas, 1/8/14
ACC:

Field Goals
Season: 5, at Nebraska, 12/1/15
Career: 6 at Virginia Tech, 12/1/12
ACC:

Field Goal Attempts
Season: 8, vs. Charlotte, 12/5/15
Career: 11 vs. Gonzaga, 3/21/14
ACC:

Free Throws
Season: 3, vs. Charlotte, 12/5/15
Career: 4 (2x) last vs. Kansas State, 3/3/14
ACC:

Free Throw Attempts
Season: 4, vs. Charlotte, 12/5/15
Career: 6 vs. Texas Tech, 1/19/13
ACC:

3-Point Field Goals
Season: --
Career: 1 (2x) last vs. Central Ark., 12/16/12
ACC:

3-Point Field Goal Attempts
Season: --
Career: 1 (4x) last vs. Central Ark., 12/16/12
ACC:

Foul Disqualifications
Season: --
Career: 12 total
ACC:

Minutes
Season: 29, at Nebraska, 12/1/15
Career: 41, at Iowa State, 3/8/14
ACC:

- Explosive athlete with pogo-stick type hops.
 - Versatile defender who can guard positions 1-5.
 - Excellent rebounder at both ends of the court.
 - Great straight-line driver.
 - Treats practice like games, competing hard and wanting to win drills.
 - Focused on increasing skill level to become a consistent perimeter shooter and gain a proficient inside-outside game.
 - Transferred from Oklahoma State in fall of 2014. Sat out 2014-15 season due to NCAA transfer rules.
 - Led Cowboys in total rebounds and total blocks as a sophomore.
 - Spent post-graduate year at IMG Academy in Bradenton, Fla.
 - Graduated from Lincoln High School in Brooklyn, N.Y., same school that produced Stephon Marbury, Sebastian Telfair and Lance Stephenson.
 - Also played football for two seasons in high school.
- Favorites: Food: Soul food and baked mac & cheese. Movies: Gone in 60 Seconds. TV Show: Family Feud. Pro athlete: LeBron James. Pro Teams: Patriots, Jets, Rockets. Advice received: Life is not a sprint, it is a marathon. Ice cream flavor: Butter pecan. Midnight snack: Peanut butter sandwich. Class at UM: Sign language.
- Biggest fear: Bugs. Why UM: Coach L. Started playing basketball: Age 10.

2012-13				2013-14			
Opposition	P	R	A	Opposition	P	R	A
UC Davis	7	6	0	Utah Valley	2	6	1
vs Akron	1	6	0	Arkansas-Pine-Bluff	7	6	0
vs Tennessee	4	7	1	Memphis	5	7	1
vs NC State	4	10	1	at USF	0	5	2
Portland State	9	5	0	vs Purdue	6	6	0
at Virginia Tech	13	5	1	vs Butler	10	8	2
USF	8	7	2	vs Memphis	6	6	0
Missouri State	4	9	2	South Carolina	8	7	0
Central Arkansas	9	7	1	vs Louisiana Tech	10	3	1
UT Arlington	2	1	0	Delaware State	5	7	1
Tennessee Tech	12	5	2	vs Colorado	4	5	0
Gonzaga	0	1	0	Robert Morris	10	8	3
at Kansas State	6	1	0	at Kansas State	2	3	1
TCU	4	6	3	Texas	4	5	1
at Oklahoma	0	3	0	at West Virginia	7	5	0
Texas Tech	5	5	2	TCU	8	8	0
at Baylor	0	0	0	at Kansas	12	1	1
West Virginia	0	0	0	West Virginia	0	2	0
Iowa State	0	1	0	at Oklahoma	4	9	2
at Kansas	4	5	1	Baylor	9	5	0
Baylor	8	4	1	Iowa State	7	6	0
at Texas	5	6	1	at Texas Tech	4	6	1
at Texas Tech	4	4	0	at Texas	10	10	0
Oklahoma	2	4	0	Oklahoma	7	13	1
Kansas	0	0	0	at Baylor	3	9	2
at West Virginia	2	2	1	Texas Tech	10	6	2
at TCU	2	1	0	at TCU	6	11	1
Texas	1	4	0	Kansas	8	4	0
at Iowa State	2	2	1	Kansas State	4	6	0
Kansas State	0	1	0	at Iowa State	6	9	0
vs Baylor	2	0	1	vs Texas Tech	2	1	0
vs Kansas State	2	6	0	vs Kansas	6	6	0
Oregon	4	6	0	vs. Gonzaga	8	8	0

As a Junior at Miami (2014-15): Sat out due to NCAA transfer rules.

As a Sophomore at Oklahoma State (2013-14): Led Cowboys in total rebounds pulling down 199 for the season, as well as blocks with total of 40, despite missing the season opener vs MVSU ... Eighth in blocks per game (1.3 bpg) and 15th in rebounding in Big 12.


High School: Ranked No. 10 on HoopScoop.com's list of top fifth-year players in 2012 ... Spent post-graduate year at IMG Academy in Bradenton, Fla., and was starting forward for IMG ... Averaged 20 points, 10 rebounds and three assists for team that finished 28-2 against prep schools and was ranked among the top-five nationally ... Graduated from Lincoln High School in Brooklyn, N.Y. -- same school that produced Stephon Marbury, Sebastian Telfair and Lance Stephenson ... Team captain junior and senior seasons under head coach Dwayne Morton ... Averaged 17 points and more than 10 rebounds per game as senior ... Helped lead Railsplitters to PSAL Class-AA title game as senior and Brooklyn regular-season crown and borough title ... Ranked as No. 6 player in state of New York in 2011 according to HoopScoop ... Listed as one of four "standout players" at Super 16 Showcase in Hartford, Conn., in July of 2011 ... Also played football for two seasons in high school ... Recruited by UConn, Miami, Missouri, Louisville, Virginia, Virginia Tech, St. Johns, Rutgers, Florida and Florida State.

Personal: Born Kamari Michael Murphy on Dec. 14, 1993 ... Son of Michael Murphy and Kemel and Kaheem Draper ... Second oldest of six boys: Jacori, Kusamae, Maalik, Mikwan and Kieron ... Will graduate in May with B.A. in sociology ... Enjoys swimming, playing volleyball and football, and playing video games in his spare time.

MURPHY CAREER STATISTICS													3-Point			Free Throws			Rebounds				Scoring			
OSU	GP	GS	Min.	Avg.	FG	FGA	Pct.	FG	FGA	Pct.	FT	FTA	Pct.	Off.	Def.	Tot.	Avg.	PF	FO	Ast.	TO	Blk	Stl	Pts.	Avg.	
2012-13	33	15	596	18.1	53	115	.461	2	4	.500	18	35	.514	52	78	130	3.9	73	2	21	35	20	8	126	3.8	
2013-14	33	21	855	25.9	82	153	.536	0	0	.000	36	63	.571	63	144	207	6.3	113	10	23	38	41	17	200	6.1	
Totals	66	36	1451	22.0	135	268	.504	2	4	.500	54	98	.551	115	222	337	5.1	186	12	44	73	61	25	326	4.9	

Miami													3-Point			Free Throws			Rebounds				Scoring			
	GP	GS	Min.	Avg.	FG	FGA	Pct.	FG	FGA	Pct.	FT	FTA	Pct.	Off.	Def.	Tot.	Avg.	PF	FO	Ast.	TO	Blk	Stl	Pts.	Avg.	
2015-16	5	2	97	19.4	13	23	.565	0	0	.000	4	6	.667	5	18	23	4.6	14	0	2	4	4	2	30	6.0	

MURPHY 2015-16													3-PTS			FREE THROWS			REBOUNDS				PF FO A TO Blk Stl Pts Avg			
Opponent	Date	GS	Min	TOTAL FG	FGA	Pct	3FG	FGA	Pct	FT	FTA	Pct	Off	Def	Tot	Avg	PF	FO	A	TO	Blk	Stl	Pts	Avg		
vs Utah	11-20-15	17	1	4	250	0	0	0	.000	0	0	.000	1	0	1	1.0	2	0	1	0	0	1	2	2.0		
vs Butler	11-22-15	12	2	3	667	0	0	0	.000	1	2	.500	1	3	4	2.5	4	0	0	0	0	0	5	3.5		
NORTHEASTERN	11-27-15	17	1	2	500	0	0	0	.000	0	0	.000	1	5	6	3.7	3	0	0	2	1	0	2	3.0		
at Nebraska	12-01-15	*	29	5	6	833	0	0	0	0	0	.000	1	4	5	4.0	4	0	0	2	1	0	10	4.8		
CHARLOTTE	12-05-15	*	22	4	8	500	0	0	0	0	0	.000	3	4	7	4.6	1	0	1	0	2	1	11	6.0		



JA'QUAN NEWTON

Sophomore | Guard | 6-2 | 180

Philadelphia, Pa. | Neumann-Goretti HS

0

Newton Season / Career Highs

Points

Season: 17, vs. Butler, 11/22/15
Career: 17, vs. Butler, 11/22/15
ACC: 16, at Notre Dame, 1/17/15

Rebounds

Season: 4, vs. Charlotte, 12/5/15
Career: 5 (2x), last vs. Stanford, 4/2/15
ACC: 4, at Virginia Tech, 3/7/15

Assists

Season: 6, vs. Charlotte, 12/5/15
Career: 6, vs. Charlotte, 12/5/15
ACC: 5, at Notre Dame, 1/17/15

Steals

Season: 2 (2x) last vs. Butler, 11/22/15
Career: 2, vs. Mississippi State, 11/19
ACC: 1 (2x) last vs. North Carolina, 2/28/15

Blocked Shots

Season: 1, vs. Butler, 11/22/15
Career: 1 (5x) last vs. Butler, 11/22/15
ACC: 1, at Notre Dame, 1/17/15

Field Goals

Season: 5 (4x) last vs. Northeastern, 11/28/15
Career: 6, at Notre Dame, 1/17/15
ACC: 6, at Notre Dame, 1/17/15

Field Goal Attempts

Season: 12, vs. Butler, 11/22/15
Career: 12, vs. Stanford, 4/2/15
ACC: 9, at Notre Dame, 1/17/15

Free Throws

Season: 9, vs. Charlotte, 12/5/15
Career: 6, vs. Howard, 11/14/14
ACC: 4 (2x) last at Virginia Tech, 3/7/15

Free Throw Attempts

Season: 10, vs. Charlotte, 12/5/15
Career: 8, vs. Mississippi State, 11/19
ACC: 6, at Notre Dame, 1/17/15

3-Point Field Goals

Season: 1 (2x) last vs. Charlotte, 12/5/15
Career: 2, vs. Stanford, 4/2/15
ACC: 1 (2x) last at Wake Forest, 2/11/15

3-Point Field Goal Attempts

Season: 2 (2x) last vs. Charlotte, 12/5/15
Career: 2 (5x) last vs. Charlotte, 12/5/15
ACC: 2 (2x) last vs. Louisville, 2/3/15

Minutes

Season: 26, vs. Charlotte, 12/5/15
Career: 33, at Pittsburgh, 3/4/15
ACC: 33, at Pittsburgh, 3/4/15

2014-15			
Opposition	P	R	A
Howard	8	0	0
at Florida	5	1	3
vs Drexel	7	1	3
vs Akron	4	0	1
vs Charlotte	3	3	3
at Charlotte	0	0	0
South Alabama	5	1	0
Illinois	0	2	1
Green Bay	0	0	0
Savannah State	2	2	0
Eastern Kentucky	2	2	3
vs Providence	3	0	1
Charleston	6	0	0
Virginia	0	1	1
at Duke	4	2	3
at Notre Dame	16	2	5
NC State	0	0	1
at Syracuse	3	0	0
Georgia Tech	3	0	0
at Florida State	2	0	1
Louisville	3	1	1
Clemson	1	1	1
at Wake Forest	5	0	2
at Boston College	0	0	0
Virginia Tech	0	0	1
North Carolina	10	1	4
at Pittsburgh	4	3	1
at Virginia Tech	8	4	3
vs Virginia Tech	0	3	0
vs Notre Dame	0	0	0
Alabama	1	1	2
at Richmond	11	5	2
vs Temple	9	4	2
vs Stanford	10	5	2

- Competitor with a real feel for the game. Fearless and relentless. Passionate and energetic.
- Knack for getting in the lane off the dribble, then makes good decisions in the lane: floater, pass, dribble.
- Improved defensively and can play multiple positions, on and off of the ball.
- Getting stronger daily.
- Tremendous ability to finish 8-feet and in. Working to become a better 3-point shooter.
- Ranked No. 58 in ESPN's Top 100.
- Ranked No. 1 in the state and is the 12th-best PG in the country by ESPN.
- Scored 1,972 career points in high school.
- Leading scorer in both the history of the Catholic School League in Philadelphia and in Neumann-Goretti history. Owns three PIAA state titles.
- Mother passed away March 2014 after three-year battle with breast cancer, one day prior to state championship game in which Newton scored 33 points.
- Played on Cherashore Playground basketball court at 10th and Olney in Philadelphia. Played in the Chosen League.
- Father, Joe Newton, was NABC Division II national player of the year out of the University of Central Oklahoma.

- Favorites: Food: Fried chicken. Movie: Friday. Pro athlete: LeBron James. Subject in school: Math. Ice cream flavor: Vanilla. Cartoon: Tom and Jerry. Player when I was a kid: Allen Iverson.
- Why UM: Style of play and city of Miami. Ideal job after hoops: Coach.

As a Freshman (2014-15): Started three games, playing in 34, as a true freshman ... Scored in double digits four times ... Dished at least three assists eight times ... Grabbed 14 rebounds in last three games after just 29 boards the first 31 outings ... In ACC play averaged 3.9 points, 1.6 assists, 1.0 rebounds in 13.5 minutes per game ... In four NIT games, averaged 7.8 points, 3.8 rebounds, 2.0 assists in 22.3 minutes ... Missed game vs. NC Central due to injury ... Against Stanford in NIT championship game, knocked down two of four total 3-pointers for season.

High School: Ranked No. 58 in ESPN's Top 100 ... Ranked No. 1 in the state and is the 12th-best PG in the country by ESPN ... Catholic League MVP ... All-Catholic League First Team ... Led team with 21.7 points per game ... Scored 1,972 career points in high school ... Guided the Saints to 22-4 record and sixth-straight Catholic League Championship ... Scored 15 of his 23 points in second half to seal the victory ... Started four-straight years in Catholic League Championship game ... Leading scorer in both the history of the Catholic School League in Philadelphia and in Neumann-Goretti history ... Secured a double-double with 14 points and 10 rebounds in first round of the Pennsylvania Interscholastic Athletic Association playoffs ... Scored 33 points and go-ahead bucket in overtime to win PIAA Class AAA Championship ... Consensus Top 60 player ... Averaged 18.0 points as a junior.

Personal: Born Ja'Quan Naasir Newton on August 23, 1995 in Philadelphia ... Son of the late Lisa Brown, and Joe Newton, the NABC Division II national player of the year out of the University of Central Oklahoma ... Brother to Cary Rudd and Miing Newton ... Mother passed away March 2014 after three-year battle with breast cancer, one day prior to state championship game in which Newton scored 33 points ... NBPA Top 100 Camp ... LeBron James Skills Academy ... Played AAU ball for Team Final, the same squad as Miami teammate Davon Reed ... Also recruited by UCLA, Texas A&M and Minnesota ... Undeclared arts and sciences major.

NEWTON CAREER STATISTICS

Season	GP	GS	Min.	Avg.	3-Point			Free Throws			Rebounds				Scoring										
					FG	FGA	Pct.	FT	FTA	Pct.	Off.	Def.	Tot.	Avg.	PF	FO	Ast.	TO	Blk	Stl	Pts.	Avg.			
2014-15	34	3	459	13.5	45	111	.405	4	10	.400	41	64	.641	8	35	43	1.3	34	0	47	39	4	8	135	4.0
2015-16	8	1	173	21.6	29	60	.483	2	9	.222	36	47	.766	1	13	14	1.8	11	0	24	14	1	7	96	12.0
TOTAL	42	4	632	15.0	74	171	.433	6	19	.316	77	111	.694	9	48	57	1.4	45	0	71	53	5	15	231	5.5

NEWTON 2015-16

Opponent	Date	GS	Min	TOTAL			3-PTS			FREE THROWS			REBOUNDS				PF	FO	A	TO	Blk	Stl	Pts	Avg
				FG	FGA	Pct	3FG	FGA	Pct	FT	FTA	Pct	Off	Def	Tot	Avg								
UTRGV	11-13-15	23	3	6	.500	0	1	.000	5	7	.714	0	2	2	2.0	0	0	1	3	0	1	11	11.0	
LOUISIANA	11-16-15	15	5	6	.833	0	0	.000	1	2	.500	0	0	0	1.0	1	0	5	2	0	0	11	11.0	
vs Mississippi State	11-19-15	24	5	10	.500	0	2	.000	5	8	.625	0	2	2	1.3	2	0	5	2	0	2	15	12.3	
vs Utah	11-20-15	22	1	8	.125	0	0	.000	3	4	.750	0	1	1	1.3	1	0	1	1	0	1	5	10.5	
vs Butler	11-22-15	23	5	12	.417	0	1	.000	7	8	.875	0	1	1	1.2	1	0	3	1	1	2	17	11.8	
NORTHEASTERN	11-27-15	20	5	7	.714	1	1	1.000	2	3	.667	1	1	2	1.3	4	0	1	2	0	1	13	12.0	
at Nebraska	12-01-15	20	3	6	.500	0	2	.000	4	5	.800	0	2	2	1.4	1	0	2	2	0	0	10	11.7	
CHARLOTTE	12-05-15	*	26	2	.400	1	2	.500	9	10	.900	0	4	4	1.8	1	0	6	1	0	0	14	12.0	



JAMES PALMER

Sophomore | Guard | 6-5 | 202

Washington, D.C. | St. John's College HS

12

Palmer Season / Career Highs

Points

Season: 14, vs. Mississippi State, 11/19
Career: 17, at Virginia Tech, 3/7/15
ACC: 17, at Virginia Tech, 3/7/15

Rebounds

Season: 6, vs. UTRGV, 11/13/15
Career: 6, vs. UTRGV, 11/13/15
ACC: 4, at Virginia Tech, 3/7/15

Assists

Season: 3, vs. UTRGV, 11/13/15
Career: 3 (4x) last vs. UTRGV, 11/13/15
ACC: 3, vs. Virginia Tech, 2/18/15

Steals

Season: 1, vs. Charlotte, 12/5/15
Career: 1 (6x) last vs. Charlotte, 12/5/15
ACC: 1, at Boston College, 2/16/15

Blocked Shots

Season: 1, vs. Charlotte, 12/5/15
Career: 1 (10x) last vs. Charlotte, 12/5/15
ACC: 1 (2x) last at Louisville, 2/21/15

Field Goals

Season: 6, vs. Mississippi State, 11/19
Career: 5 (2x) last at Virginia Tech, 3/7/15
ACC: 5, at Virginia Tech, 3/7/15

Field Goal Attempts

Season: 9, vs. Mississippi State, 11/19
Career: 10, at Virginia Tech, 3/7/15
ACC: 10, at Virginia Tech, 3/7/15

Free Throws

Season: 3, vs. UTRGV, 11/13/15
Career: 3 (2x) last vs. UTRGV, 11/13/15
ACC: 3, at Notre Dame, 1/17/15

Free Throw Attempts

Season: 4, vs. UTRGV, 11/13/15
Career: 4 (2x) last vs. UTRGV, 11/13/15
ACC: 4, at Notre Dame, 1/17/15

3-Point Field Goals

Season: 2 (3x) last vs. Mississippi State, 11/19
Career: 5, at Virginia Tech, 3/7/15
ACC: 5, at Virginia Tech, 3/7/15

3-Point Field Goal Attempts

Season: 4, vs. UTRGV, 11/13/15
Career: 5 (3x) last at Virginia Tech, 3/7/15
ACC: 5 (2x) last at Virginia Tech, 3/7/15

Minutes

Season: 26, vs. Charlotte, 12/5/15
Career: 27 (2x) last at Virginia Tech, 3/7/15
ACC: 27, at Virginia Tech, 3/7/15

2014-15			
Opposition	P	R	A
Howard	6	2	2
at Florida	10	0	0
vs Drexel	6	0	0
vs Akron	8	3	0
vs Charlotte	12	2	1
at Charlotte	3	2	0
South Alabama	6	4	3
Illinois	0	0	0
Green Bay	0	0	2
Savannah State	2	1	0
Eastern Kentucky	0	1	0
vs Providence	0	0	2
Charleston	5	2	3
Virginia	0	0	1
Boston College	0	0	0
at Duke	2	2	0
at Notre Dame	11	1	0
NC State	7	0	0
at Syracuse	2	1	1
Georgia Tech	6	2	0
at Florida State	0	1	0
Louisville	3	1	0
Clemson	2	3	0
at Wake Forest	6	3	1
at Boston College	2	3	0
Virginia Tech	8	3	3
at Louisville	0	0	0
Florida State	0	0	0
North Carolina	0	0	0
at Pittsburgh	0	0	0
at Virginia Tech	17	4	1
vs Virginia Tech	2	3	1
vs Notre Dame	2	2	1
NC Central	0	2	1
Alabama	2	0	2
at Richmond	2	1	0
vs Temple	4	4	0
vs Stanford	6	1	0

- Intelligent with a high basketball IQ after playing at a high level in high school and AAU due to good coaching.
- Good body size and is maturing physically and growing into his long limbs.
- Can play positions 1-4.
- Makes tough left- and right-handed layups.
- Good pull-up jumper and can make 3-pointers.
- Enjoys life and has a good sense of humor.
- In Spain in August 2014, shot team best 68 percent from the floor and hit 57 percent (8-15) from distance en route to 11.5 ppg.
- Ranked No. 1 player in the D.C. region, by ESPN.
- Played AAU ball for Team Takeover.

- Favorites: Food: Shrimp. Movie: Next Friday. TV Show: Martin. Pro athlete: Jamal Crawford. Pro Sports Team: Cowboys. Midnight snack: Honey Bun, fruit snacks. Class at UM: Acting. Ice cream: Cookies and cream.
- Best advice received: Stay humble, stay hungry. Why UM: Great coaches, playing style and weather. Started playing basketball: Age 7.

As a Freshman (2014-15): Season: Started five of 38 games played ... One of only three Canes to play all 38 games ... Knocked down 5-of-5 from 3-point range at Virginia Tech on his way to season-high 17 points ... Scored in double digits four times ... Hit multiple 3-pointers nine times, including the first five games ... Notched 3-pointer in 11 outings.

High School: Ranked No. 1 player in the D.C. region, by ESPN ... Senior year averaged team-high 15.7 points per game ... Played in D.C. State Athletic Association semifinal ... Led Cadets to 27-4 record ... Helped squad to a 20-win season by averaging 12 points, five rebounds and two assists as a junior ... First team all-conference ... Team captain ... Coached by Sean McAloon at St. John's College HS.

Personal: Born James Alfred Palmer, Jr., on July 31, 1996 in Washington, D.C. ... Son of Diane McFadden and the late James Palmer, Sr. ... Brother to Tijree and Tijisha ... Played AAU ball for Team Takeover ... Also recruited by Memphis, Wake Forest, Rutgers, Cincinnati and Maryland ... Undeclared arts and sciences major.

PALMER CAREER STATISTICS

Season	GP	GS	Min.	Avg.	3-Point			Free Throws			Rebounds				Scoring										
					FG	FGA	Pct.	FT	FTA	Pct.	Off.	Def.	Tot.	Avg.	PF	FO	Ast.	TO	Blk	Stl	Pts.	Avg.			
2014-15	38	5	504	13.3	52	126	.413	23	63	.365	15	23	.652	14	40	54	1.4	28	0	25	28	9	5	142	3.7
2015-16	8	0	119	14.9	16	35	.457	6	12	.500	4	7	.571	2	13	15	1.9	5	0	9	3	1	1	42	5.3
TOTAL	46	5	623	13.5	68	161	.422	29	75	.387	19	30	.633	16	53	69	1.5	33	0	34	31	10	6	184	4.0

PALMER 2015-16

Opponent	Date	GS	Min	TOTAL			3-PTS			FREE THROWS			REBOUNDS				PF	FO	A	TO	Blk	Stl	Pts	Avg
				FG	FGA	Pct	3FG	FGA	Pct	FT	FTA	Pct	Off	Def	Tot	Avg								
UTRGV	11-13-15		23	3	7	.429	2	4	.500	3	4	.750	1	5	6	6.0	0	0	3	0	0	11	11.0	
LOUISIANA	11-16-15		11	0	2	.000	0	0	.000	0	0	.000	1	1	2	4.0	1	0	0	0	0	0	5.5	
vs Mississippi State	11-19-15		21	6	9	.667	2	3	.667	0	2	.000	0	2	2	3.3	0	0	1	0	0	14	8.3	
vs Utah	11-20-15		15	2	2	1.000	2	2	1.000	0	0	.000	0	1	1	2.8	1	0	2	1	0	6	7.8	
vs Butler	11-22-15		11	1	2	.500	0	1	.000	0	0	.000	0	1	1	2.4	2	0	1	0	0	2	6.6	
NORTHEASTERN	11-27-15		9	1	5	.200	0	1	.000	0	0	.000	0	0	0	2.0	0	0	1	0	0	2	5.8	
at Nebraska	12-01-15		3	0	0	.000	0	0	.000	0	0	.000	0	0	0	1.7	1	0	0	0	0	0	5.0	
CHARLOTTE	12-05-15		26	3	8	.375	0	1	.000	1	1	1.000	0	3	3	1.9	0	0	1	2	1	1	7	5.3



MIKE ROBINSON

Freshman | Guard | 5-10 | 170

20

New Britain, Conn. | New Britain HS

- Manager turned walk on.
- Good athlete who played basketball, football and was on track team in high school.
- Nicknames are Mike Rob and Springs.

• Favorites: Meal: Chicken, candied yams, mashed potatoes. Athlete: Kobe Bryant. Pro Team: Lakers. Midnight snack: Cinnamon Toast Crunch. Ice Cream: Strawberry.
Move: Love & Basketball. TV Show: Martin. Musical Artist: Styles P. Place on Campus: The BUC.

2015-16			
Opposition	P	R	A
UT RGV	3	1	0
Mississippi State	0	0	0
Utah	6	0	0

High School

Also played wide receiver on the football team and in track participated in the high jump, long jump, triple jump and 4x100 relay team ... Mascot was the Golden Hurricanes ... William F. Burns Memorial Award and Scholarship ... Harry L. Stromquist Memorial Scholarship ... 2014 Connecticut Association of Schools Scholar-Athlete ... Academic all-conference in basketball four seasons ... Two-year varsity basketball captain ... One-year football and track captain.

Personal

Born May 2, 1996 in New Britain, Conn. ... Son of Eugene and Veronica Robinson ... Brother to Eugene ... Majoring in finance ... Good quickness and a high motor ... Competes hard on both ends, pressures basketball, attacks defense with his dribble.



CHRIS STOWELL

Sophomore | Forward | 6-6 | 190

35

Exeter, N.H. | Tilton School (N.H.) | Exeter HS

- Last name is pronounced stole.
- Walk on from New Hampshire who played postgraduate year at Tilton School.
- Foote Fellow at UM - a program that is offered to a select number of incoming freshmen who have a record of curricular and co-curricular distinction in high school and exhibit an interest in and capacity for independent and self-motivated learning.
- Good athleticism and is improving his strength.
- Looking to expand his offensive game to shoot 3-pointers.
- Brother, Bill, played basketball at Plymouth State University.
- Speaks English, Spanish, some Italian, a little Russian, and is learning Chinese and Hebrew.

2014-15				2015-16			
Opposition	P	R	A	Opposition	P	R	A
Howard	0	0	1	UT RGV	0	0	1
Charleston	0	0	0	Mississippi State	0	0	0
Virginia Tech	0	0	0	Utah	0	0	0
at Virginia Tech	0	0	0				

• Favorites: Food: Tacos. Movie: Oceans 11. Book: Mind Gym by Gary Mack. Pro athlete: Alex Rodriguez. Quote: Winners never quit and quitters never win. Actor: Mark Harmon. Class at UM: Chinese 101. Ice cream: Peanut butter. Cuban dish: Dulce de leche and Cuban coffee. Pro Team: New York Yankees. Midnight Snack: Orange creamsicles. TV Show: Game of Thrones.
• Biggest fear: Clowns. Ideal profession: Entrepreneur. Why UM: Best combination of academics and athletics. Started playing basketball: Age 4.

As a Freshman (2014-15)

Played in four games as a true freshman ... One assist vs. Howard, in first collegiate game ... One shot attempt, vs. College of Charleston ... Totaled six minutes ... Spring 2015 - President's Honor Roll (4.0 GPA), Provost's Honor Roll (3.75+ GPA), Dean's List (3.5+ GPA), Athletic Director's Honor Roll (3.2+ GPA) and Book Buster (3.0+ GPA) ... Fall 2014 - Provost's Honor Roll (3.75+ GPA), Dean's List (3.5+ GPA), Athletic Director's Honor Roll (3.2+ GPA) and Book Buster (3.0+ GPA).

Tilton School

During post graduate year in 2013-14, won postseason coaches award ... Coached by Marcus O'Neil ... Honor roll.

Exeter High School

Helped Blue Hawks to state playoffs in both the 2011-12 and 2012-13 seasons ... Reached quarterfinals senior year ... In 2012-13 assisted team to championship game of the 50th Annual Queen City Invitational by scoring 10 points and going 6-for-6 from line in semi-final game ... Coached by Jeff Holmes at Exeter ... Twice earned scholar-athlete award ... Honor roll.

Personal

Born Christopher Michael Stowell on Dec. 29, 1994 in Exeter, N.H. ... Last name is pronounced stole ... Son of Bill and Maria ... Brother to Bill, Jr., who played basketball at Plymouth State University ... One of 560 students (out of 10,000 undergrads) to be named a Foote Fellow at UM - a program that is offered to select incoming freshmen who have a record of curricular and co-curricular distinction in high school and exhibit an interest in and capacity for independent and self-motivated learning ... Student-Athlete Advisory Committee representative at UM ... Majoring in entrepreneurship.



33

IVAN CRUZ UCEDA
Sr. | F | 6-10 | 217
Madrid, Spain
Harcum College (Pa.)



15

EBUKA IZUNDU
Fr. | C | 6-10 | 210
Charlotte, N.C. | Nigeria
Victory Christian



23

TONYE JEKIRI
Sr. | C | 7-0 | 248
Hialeah, Fla. | Nigeria
Champagnat Catholic



3

ANTHONY LAWRENCE, JR.
Fr. | G | 6-7 | 210
St. Petersburg, Fla.
Lakewood Senior



10

SHELDON McCLELLAN
Gr. | G | 6-5 | 200
Houston, Texas
Texas | Bellaire




1

RASHAD MUHAMMAD
Jr. | G | 6-6 | 160
Las Vegas, Nev.
San Jose State | Bishop Gorman




21

KAMARI MURPHY
RJr. | F | 6-8 | 220
Brooklyn, N.Y.
Oklahoma State | IMG | Lincoln



0

JA'QUAN NEWTON
So. | G | 6-2 | 180
Philadelphia, Pa.
Neumann-Goretti



12

JAMES PALMER
So. | G | 6-5 | 202
Washington, D.C.
St. John's College HS



5

DAVON REED
Jr. | G | 6-6 | 210
Ewing, N.J.
Princeton Day School



20

MIKE ROBINSON
Fr. | G | 5-10 | 170
New Britain, Conn.
New Britain



13

ANGEL RODRIGUEZ
RSr. | G | 5-11 | 185
San Juan, P.R.
Kansas State | Dr. Krop



35

CHRIS STOWELL
So. | F | 6-6 | 190
Exeter, N.H.
Tilton School | Exeter



JIM LARRAÑAGA
Head Coach



CHRIS CAPUTO
Assistant Coach



JAMAL BRUNT
Assistant Coach



ADAM FISHER
Assistant Coach



JAMES JOHNSON
Director of Operations

2015-16 Miami Men's Basketball
Miami Combined Team Statistics (as of Dec 05, 2015)
All games

RECORD:	OVERALL	HOME	AWAY	NEUTRAL
ALL GAMES	7-1	3-1	1-0	3-0
CONFERENCE	0-0	0-0	0-0	0-0
NON-CONFERENCE	7-1	3-1	1-0	3-0

#	Player	gp-gs	min	avg	Total		3-Point		F-Throw		Rebounds				pf	dq	a	to	blk	stl	pts	avg
					fg-fga	fg%	3fg-fga	3fg%	ft-fta	ft%	off	def	tot	avg								
10	Sheldon McClellan	8-7	249	31.1	42-71	.592	14-27	.519	29-33	.879	6	16	22	2.8	17	0	15	9	1	10	127	15.9
13	Angel Rodriguez	8-8	230	28.8	31-73	.425	13-38	.342	24-30	.800	5	13	18	2.3	17	0	34	18	2	13	99	12.4
00	Ja'Quan Newton	8-1	173	21.6	29-60	.483	2-9	.222	36-47	.766	1	13	14	1.8	11	0	24	14	1	7	96	12.0
05	Davon Reed	8-8	210	26.3	26-55	.473	9-23	.391	32-39	.821	4	31	35	4.4	23	0	12	12	2	4	93	11.6
23	Tonye Jekiri	8-8	229	28.6	29-54	.537	0-3	.000	16-21	.762	19	63	82	10.3	23	0	10	14	11	1	74	9.3
33	Ivan CruzUceda	8-6	162	20.3	23-40	.575	16-30	.533	2-2	1.000	4	26	30	3.8	16	0	3	5	2	2	64	8.0
03	Anthony Lawrence	8-0	113	14.1	18-34	.529	5-13	.385	11-15	.733	10	12	22	2.8	13	0	10	2	1	6	52	6.5
21	Kamari Murphy	5-2	97	19.4	13-23	.565	0-0	.000	4-6	.667	5	18	23	4.6	14	0	2	4	4	2	30	6.0
12	James Palmer	8-0	119	14.9	16-35	.457	6-12	.500	4-7	.571	2	13	15	1.9	5	0	9	3	1	1	42	5.3
15	Ebuka Izundu	5-0	28	5.6	4-7	.571	0-0	.000	7-11	.636	6	4	10	2.0	5	0	2	1	0	0	15	3.0
20	Mike Robinson	4-0	8	2.0	3-5	.600	3-4	.750	0-0	.000	0	1	1	0.3	3	0	0	0	0	0	9	2.3
35	Chris Stowell	4-0	7	1.8	0-1	.000	0-1	.000	0-0	.000	0	1	1	0.3	1	0	0	1	0	0	0	0.0
Team													17	6	23					1		
Total.....		8	1625		234-458	.511	68-160	.425	165-211	.782	79	217	296	37.0	148	0	121	84	25	46	701	87.6
Opponents.....		8	1625		206-476	.433	61-158	.386	93-138	.674	79	174	253	31.6	173	1	93	99	17	37	566	70.8

TEAM STATISTICS	UM	OPP	Date	Opponent	Score	Att.
SCORING	701	566	11-13-15	UTRGV	w 86-59	6607
Points per game	87.6	70.8	11-16-15	LOUISIANA	w 93-77	5965
Scoring margin	+16.9	-	& 11-19-15	vs Mississippi State	w 105-79	1947
FIELD GOALS-ATT	234-458	206-476	& 11-20-15	vs Utah	w 90-66	2001
Field goal pct	.511	.433	& 11-22-15	vs Butler	w 85-75	5309
3 POINT FG-ATT	68-160	61-158	11-27-15	NORTHEASTERN	L 77-78	6635
3-point FG pct	.425	.386	! 12-01-15	at Nebraska	Wot 77-72	15646
3-pt FG made per game	8.5	7.6	12-05-15	CHARLOTTE	w 88-60	6735
FREE THROWS-ATT	165-211	93-138				
Free throw pct	.782	.674				
F-Throws made per game	20.6	11.6				
REBOUNDS	296	253				
Rebounds per game	37.0	31.6				
Rebounding margin	+5.4	-				
ASSISTS	121	93				
Assists per game	15.1	11.6				
TURNOVERS	84	99				
Turnovers per game	10.5	12.4				
Turnover margin	+1.9	-				
Assist/turnover ratio	1.4	0.9				
STEALS	46	37				
Steals per game	5.8	4.6				
BLOCKS	25	17				
Blocks per game	3.1	2.1				
ATTENDANCE	25942	24903				
Home games-Avg/Game	4-6486	1-15646				
Neutral site-Avg/Game	-	3-3086				

& = Puerto Rico Tip-Off
! = Big Ten / ACC Challenge
* = Conference game

Score by Periods	1st	2nd	OT	Totals
Miami	331	361	9	701
Opponents	235	327	4	566