

MIAMI BASKETBALL

THE BASICS

Date/Time: Thursday, March 15, 2018/3:10 p.m. ET
Location: Dallas, Texas/American Airlines Center (19,943)
Television: truTV; **Online:** March Madness on Demand
 Spero Dedes, Steve Smith, Len Elmore, Ros Gold-Onwude
Radio: WQAM 560-AM (Joe Zagacki - PxP)
National Radio: Westwood One
 Ryan Radtke, Jim Jackson
Satellite Radio: Sirius 138/XM 202 (Internet 963)
Series vs. Loyola: First meeting

2017-18 SCHEDULE/RESULTS

OPPONENT	TV	TIME/SCORE
NOVEMBER (6-0)		
1 NEWBERRY*	ACCN Extra	W, 106-79
10 [13/12] GARDNER-WEBB	ACCN Extra	W, 77-45
12 [13/12] NAVY	ACCN Extra	W, 89-55
16 [11/12] FLORIDA A&M	ACCN Extra	W, 90-59
22 [11/11] vs. La Salle ¹		W, 57-46
25 [11/11] NORTH FLORIDA	RSN	W, 86-65
29 [10/13] at No. 12/12 Minnesota ²	ESPN2	W, 86-81
DECEMBER (6-1)		
2 [10/13] vs. Princeton ³	ESPNU	W, 80-52
5 [10/11] BOSTON UNIVERSITY	RSN	W, 69-54
16 [6/8] at George Washington	CBSSN	W, 59-50
23 [6/7] at Hawai'i ⁴	ESPNU	W, 75-57
23 [6/7] vs. New Mexico State ⁴	ESPN2	L, 54-63
25 [15/16] vs. Middle Tennessee ⁴	ESPNU	W, 84-81
30 [15/16] at Pittsburgh*	ACCN	W, 67-53
JANUARY (4-4)		
3 [15/17] at Georgia Tech*	RSN	L, 54-64
7 [15/17] No. 24/RV FLORIDA ST.*	ESPNU	W, 80-74
13 [18/19] at No. 19/17 Clemson*	ESPNU	L, 63-72
15 [25/23] No. 5/5 DUKE*	ESPN	L, 75-83
21 [25/23] at NC State*	ACCN	W, 86-81
24 [RV/24] LOUISVILLE*	ESPN2	W, 78-75 (OT)
27 [RV/24] at Florida State*	ACCN	L, 94-103 (OT)
31 PITTSBURGH*	RSN	W, 69-57
FEBRUARY (5-3)		
3 at Virginia Tech*	ESPN	W, 84-75
7 [25/25] WAKE FOREST*	ESPN2	W, 87-81
10 [25/25] at Boston College*	RSN	L, 70-72
13 No. 1/3 VIRGINIA*	ESPN	L, 50-59
17 SYRACUSE*	CBS	L, 55-62
19 at Notre Dame*	ESPN	W, 77-74
24 BOSTON COLLEGE*	RSN	W, 79-78
27 at No. 9/9 North Carolina*	ESPN	W, 91-88
MARCH (1-1)		
3 VIRGINIA TECH*	ESPN2	W, 69-68
8 [24/25] vs. No. 12/11 UNC ⁵	ESPN/ACCN	L, 65-82
15 [22/24] Loyola Chicago ⁶	truTV	3:10 p.m.

BOLD CAPS denotes home games at Watsco Center, Coral Gables, Fla.; [##/##] denotes Miami's AP/USA TODAY ranking

* Exhibition; * ACC game

¹ Reading, Pa.; ² ACC/Big Ten Challenge

³ Hoophall Miami Invitational, American Airlines Arena (Miami, Fla.)

⁴ Hawaiian Airlines Diamond Head Classic (Honolulu, Hawai'i)

⁵ ACC Tournament (Barclays Center, Brooklyn, N.Y.)

⁶ NCAA Tournament (American Airlines Center, Dallas)

All times Eastern and subject to change

MIAMI ATHLETICS COMMUNICATIONS

Assistant AD for Communications & Content:

Andy Fledderjohann (MBB Contact)

Email: afledderjohann@miami.edu

Cell Phone: 434-906-0075

Twitter/Instagram/Facebook: @CanesHoops

GAME 32 • NCAA TOURNAMENT • MARCH 15, 2018 • 3:10 P.M. ET • DALLAS, TEXAS



NO. 6 MIAMI HURRICANES (22-9, 11-7 ACC)

Head Coach: Jim Larrañaga (Providence, 1971 [B.A.])

Record at UM: 161-78 (7th season), **Career Record:** 631-412 (34th season)



NO. 11 LOYOLA RAMBLERS (28-5, 15-3 MVC)

Head Coach: Porter Moser (Creighton, 1990)

Record at Loyola: 117-110 (7th season), **Career Record:** 222-211 (14th season)

THINGS TO KNOW

- Miami is playing in its third straight NCAA tournament and its 10th in program history. This is the second time Miami has appeared in three straight NCAA tournaments.
- Miami is one of 22 programs to reach each of the last three NCAA tournaments.
- Starting guard Bruce Brown Jr. had surgery on Feb. 1 on a left-foot injury. He has missed the last 11 games and is not expected to play this week.
- Since Brown went down, freshmen Chris Lykes (13.1) and Lonnie Walker (12.7) are Miami's leading scorers over the last 11 contests.
- Miami, Duke, North Carolina and Virginia are the only ACC schools to record six or more 20-win seasons in the last seven years.
- Walker (13.6) and Lykes (11.9) scored more than a third of Miami's points in ACC play.
- All but two of Miami's regular-season ACC games were determined by 10 points or fewer.

ANOTHER 20-WIN CAMPAIGN UNDER LARRAÑAGA

Miami recorded 22 regular-season wins, its sixth 20-win campaign in seven years under Jim Larrañaga, and tied for the 10th most wins in a season in school history.

He is the first coach in program history to post six 20-win seasons. Bruce Hale (1954-67) recorded five 20-win campaigns from 1954-67.

Miami joins Duke, North Carolina and Virginia as the only ACC schools to own six or more 20-win seasons in the last seven years (Duke, UNC and UVA each have 7).

SOLID SEASON IN THE ACC

Miami finished with 11 ACC wins, its third-most conference wins since joining the league in 2004-05.

UM earned the No. 3 seed in the ACC Tournament after finishing in a four-way tie with Clemson, North Carolina and NC State in the regular-season standings.

Miami has scored 10 or more league victories in five of Larrañaga's seven years. Prior to Larrañaga's arrival, Miami never had won 10 ACC games in a season.

MIAMI IN NCAA TOURNAMENT

Miami is 8-9 in the NCAA tournament and competing in its 10th tournament.

UM is making its third straight tournament appearance, matching a program-record streak, previously set from 1998-2000.

The Canes are the No. 6 seed for the second time. UM went to the Sweet 16 as the 6-seed in 2000.

Miami has now made four tournament appearances in head coach Jim Larrañaga's seven seasons, with a 4-3 record and two trips to the Sweet 16.

Larrañaga owns the most tournament wins of any coach in program history.

SERIES HISTORY VS. LOYOLA/MVC

Miami has not played Loyola previously and has a limited history against current members of the Missouri Valley Conference.

Miami downed then-MVC member Wichita State, 65-57, in the second round of the 2016 NCAA Tournament in its only previous NCAA meeting with the MVC.

The Canes have played just eight games against the current configuration of the MVC (5-3 record) and have met only school more than once – Valparaiso (1-1 record).

Miami's last game against an MVC team came in the 2012 Diamond Head Classic in Honolulu when it fell 57-55 in overtime to Indiana State.

UM has not previously played Bradley, Drake or Loyola and has played Evansville, Illinois State, Indiana State, Missouri State, Northern Iowa and Southern Illinois once each.

MIAMI-LOYOLA CONNECTIONS

Miami head coach Jim Larrañaga was current Loyola athletics director Steve Watson's head coach at Bowling Green from for two seasons from 1989-91.

Their 1989-90 team went 18-11, finished third in the Mid-American Conference and earned a spot in the NIT.

Watson was an Honorable Mention All-MAC pick in 1990-91 as BGSU went 17-13 and again played in the NIT.

PROJECTED STARTING LINEUP

Pos.	No.	Name	Yr.	Ht.	Wt.	PPG	RPG	APG	Of Note
G	0	Ja'Quan Newton	Sr.	6-3	191	8.7	2.5	2.7	1 of 5 players in UM history with 1,100 pts, 300 assts
G	2	Chris Lykes	Fr.	5-7	161	9.6	1.1	2.4	Averaged 11.9 ppg, 3.1 apg in ACC play
G	3	Anthony Lawrence II	Jr.	6-7	210	8.9	6.6	2.4	12 pts, 6 reb in ACC tournament game against UNC
G	4	Lonnie Walker IV	Fr.	6-5	204	11.5	2.6	2.0	Honorable Mention All-ACC & All-ACC Frosh Team
F	20	Dewan Huell	So.	6-11	236	11.4	6.6	0.4	Five double-doubles this season
RESERVES									
G	1	Dejan (DJ) Vasiljevic	So.	6-3	203	9.0	2.4	0.4	Owens team-high 66 3-point FG this season
G	5	Mike Robinson	Sr.	5-10	170	0.4	0.0	0.2	Walk-on; has played in 25 career games
G	11	Bruce Brown Jr.	So.	6-5	205	11.3	7.1	3.9	Had surgery on Feb. 1 (left foot); out approx. 6 weeks
C	14	Rodney Miller Jr.	So.	7-0	255	1.2	0.5	0.0	2 points, 3 rebounds at Virginia Tech
C	15	Ebuka Izundu	Jr.	6-10	235	5.0	3.7	0.2	14 pts, 8 rebs in first start of season at Notre Dame
F	21	Sam Waardenburg	R-Fr.	6-10	217	3.5	2.9	0.7	Averaged 16.7 minutes per ACC game
F	35	Chris Stowell	Sr.	6-6	208	0.1	0.1	0.0	Walk-on; has played in 26 career games



CLOSE GAMES THE NORM

All but two of Miami's 18 ACC regular-season games were decided by 10 points or fewer. UM's last four games in ACC play each were determined by three points or fewer (eight total points), with each coming down to the final possession.

It marks the first time in program history that Miami has won four-consecutive games, each by three points or fewer, and matches an ACC record, set three times previously (NC State in 1957, Duke in 1976 and 1984).

In eight of Miami's nine defeats, the Hurricanes have led or been within three points in the final five minutes of the second half (UVA is lone exception).

CANES TOP ACC EXPECTATIONS ONCE AGAIN

In each of Jim Larrañaga's seven seasons, Miami finished the year in a standing that exceeded its preseason ACC ranking.

UM was picked fourth in the preseason ACC coaches' poll (behind, Duke, UNC, ND) but concluded the season in a third-place tie. Miami's preseason ACC rankings, followed by their finishes, under Larrañaga:

2017-18: 4th – t-3rd	2016-17: 9th – t-7th
2015-16: 5th – t-2nd	2014-15: 10th – t-6th
2013-14: 12th – 10th	2012-13: 5th – 1st
2011-12: 5th – t-4th	

NOTING THE ACC GRIND

Miami played 13 games against ACC teams currently ranked in the KenPom top-55. The Canes went 7-6 in those contests.

Miami is No. 36 in the latest KenPom ratings.

The Hurricanes played North Carolina twice (7), Virginia Tech twice (32), Florida State twice (35), Virginia (1), Duke (3), Clemson (19), Notre Dame (31), Louisville (33), NC State (42) and Syracuse (54) in conference action.

Nine ACC teams earned NCAA Tournament bids – most of any conference.

BALANCE ON OFFENSE

Miami has no one in the ACC's top 25 in scoring, but seven Canes are averaging at least 8.5 points per game and nine average at least 14.6 minutes per contest.

Lonnie Walker (11.5 ppg) leads the team in scoring while Dewan Huell and Bruce Brown (11.4) are just behind him. Chris Lykes (9.6), DJ Vasiljevic (9.0), Anthony Lawrence (8.9) and Ja'Quan Newton (8.7) are all averaging over eight points per game.

Miami has put at least four players in double figures in scoring in 15 games this season.

AS A RANKED TEAM

The Hurricanes are ranked in the Top 25 for the second straight week, up two spots to No. 22 in the latest Associated Press poll. UM is No. 24 in the USA Today Coaches poll. As a ranked team under Jim Larrañaga, Miami is 58-24.

UM reached No. 6 in the AP ranking for two weeks in December, its highest since a No. 5 AP ranking on March 18, 2013.

The Canes have been ranked in at least one poll for 15 of the 19 weeks this season.

Miami has been ranked in five of Larrañaga's seven seasons at The U, topping out at No. 2 in both polls on Feb. 18, 2013.

LAST TIME OUT: NORTH CAROLINA 82, MIAMI 65

Third-seed Miami bowed out of the ACC Tournament with an 82-65 quarterfinals loss to sixth-seeded North Carolina last Thursday in Brooklyn.

UNC concluded the game on a 16-2 run over the game's final 4:25 to break open a close game.

Ja'Quan Newton led Miami with a season-high 17 points, while Anthony Lawrence added a dozen.

Miami bolted to an early 14-0 advantage while holding UNC scoreless for over seven minutes, but the Tar Heels battled back and grabbed a 32-31 lead at the half.

WALKER EARNS ALL-ACC HONORS

Freshman guard Lonnie Walker IV earned Honorable Mention All-ACC honors and also was named to the All-Freshman Team.

Walker is the first Miami freshman to earn a spot on an all-league team (BIG EAST or ACC).

UM has been affiliated with a conference since the 1991-92 season and joined the ACC for the 2004-05 campaign.

WALKER STEPS UP IN CONFERENCE PLAY

Lonnie Walker IV has averaged a team-high 14.7 points as well as 2.7 rebounds and 2.7 assists in the last 16 games.

He scored in double figures in 13 of those 16 games.

In his 17 starts this year (15 in ACC play), Walker is averaging 14.9 ppg, 2.8 rpg and 2.6 apg.

Walker is the ACC's sixth-leading freshman scorer this season (11.5) and ranked fifth among rookies in scoring in conference games (13.6).

Walker scored 19 points in his first three ACC games combined and averaged 8.5 points per game in the non-conference portion of the schedule.

ROOKIES PUTTING UP STRONG NUMBERS

Lonnie Walker and Chris Lykes are the top-scoring Miami freshman duo in the ACC era (beginning with the 2004-05 season).

Walker (13.6) and Lykes (11.9) combined to score more than a third of Miami's points in conference play (73.8 total).

The top scoring seasons from Miami freshmen since the 2004-05 season:

Rk	Player (Season)	Games	Pts	Avg
1.	Bruce Brown Jr. (2016-17)	33	391	11.8
2.	Lonnie Walker IV (2017-18)	31	356	11.5
3.	Durand Scott (2009-10)	28	339	10.3
4.	Chris Lykes (2017-18)	31	297	9.6
5.	Dwyane Collins (2006-07)	32	274	8.6

LYKES SOLID IN CONFERENCE PLAY

Chris Lykes is Miami's leading scorer over the last 11 games, averaging 13.1 points per game while reaching double figures eight times.

Lykes averaged 11.9 points (second on team) and 3.1 assists per game in conference play. He reached double figures in 12 ACC games and 15 total.

He scored a team-high 18 points against UNC, one off his career high, which was set Feb. 13 against UVA.

Lykes recorded 15 points on Feb. 24 versus BC, including 11 in the final four minutes in the Canes' wild comeback victory.

SUCCESS AWAY FROM HOME

Miami thrived on the road this season, going 8-4 in true road games. The Canes are one of six Power 5 schools this season with at least eight road wins (Virginia, Purdue, Michigan State, Arizona, Tennessee).

Counting neutral-site games, Miami is 11-6 away from home this season. UM trails only UVA (15) and North Carolina (13) in road/neutral wins among ACC schools.

Miami is 48-36 in true road games in seven years under Jim Larrañaga, including 31-31 in ACC action.

Miami's total of 31 road wins in conference play since the 2011-12 season ranks fourth behind Virginia (39), North Carolina (38) and Duke (37).

2018 NCAA TOURNAMENT

FIRST/SECOND ROUND MEDIA INFORMATION

TRAVEL INFORMATION

Miami arrives in Dallas via private charter on Tuesday.

MIAMI COMMUNICATIONS CONTACTS

Andy Fledderjohann

Assistant AD for Communications & Content

Email: afledderjohann@miami.edu

Cell: (434) 906-0075

Carter Toole

Associate AD for Communications & Digital Strategy

Email: carter.toole@miami.edu

Cell: (615) 598-8540

TEAM AVAILABILITY (ALL TIMES CENTRAL)

Wednesday, March 15

Press Conferences in Interview Room

(locker room is open during team press conferences)

10:20-10:35 a.m.: Wright State Student-Athletes

10:35-10:50 a.m.: Wright State Coach

11:05-11:20 a.m.: Loyola Chicago Student-Athletes

11:20-11:35 a.m.: Loyola Chicago Coach

11:50 a.m.-12:05 p.m.: Tennessee Student-Athletes

12:05-12:20 p.m.: Tennessee Coach

12:35-12:50 p.m.: Miami Student-Athletes

12:50-1:05 p.m.: Miami Coach

Practice Schedule (Open to Media and Public)

11-11:40 a.m.: Wright State

11:45 a.m.-12:25 p.m.: Loyola Chicago

12:30-1:10 p.m.: Tennessee

1:15-1:55 p.m.: Miami

Friday, March 16

Press Conferences in Interview Room

(locker room is open during team press conferences)

1:35-1:55 p.m.: WSU/UT Winner Student-Athletes

1:55-2:15 p.m.: WSU/UT Winner Coach

2:20-2:40 p.m.: Loyola/UM Winner Student-Athletes

2:40-3 p.m.: Loyola/UM Winner Coach

BROWN OUT WITH LEFT-FOOT INJURY

Bruce Brown Jr. was diagnosed with a left-foot injury on Jan. 29 and had surgery Feb. 1. He has not played in the last 11 games.

At the time of the injury, he was scheduled to miss approximately six weeks.

Brown is averaging 11.4 points (third on team) as well as a team-high 7.1 rebounds and 4.0 assists.

At the time of his injury, he was the second-leading rebounder among ACC guards (12th overall).

HUELL CONTINUES BREAKOUT SOPHOMORE SEASON

Sophomore center Dewan Huell has more than doubled his numbers in scoring and rebounding from his freshman campaign.

He leads the team in scoring at 11.4 ppg (5.6 last year) and is averaging 6.6 rebounds per game (3.1 last year).

Huell ranks 14th in the conference in rebounding.

He has scored in double figures in 19 games and recorded the first five double-doubles of his career.



QUICK FACTS

Location	Coral Gables, Fla.
Enrollment	17,021
Founded	1925
Nickname	Hurricanes
Colors	Orange (PMS 1665), Green (3435) and White
President	Dr. Julio Frenk
Director of Athletics	Blake James
Conference	Atlantic Coast
Arena/Capacity	Watsco Center/7,972
Press Row	305-284-2111

COACHING STAFF

Head Coach	Jim Larrañaga (Providence, '71)
Record at Miami	161-78 (7th season)
Career Record	631-412 (34th season)
Assoc. Head Coach ..	Chris Caputo (Westfield [Mass.] State, '02)
Assistant Coach	Jamal Brunt (Randolph Macon, '03)
Assistant Coach	Adam Fisher (Penn State, '06, '09)
Dir of Basketball Ops ..	Lamont Franklin (UNC Wilmington, '97)
Associate Director of Ops	Jeff Dyer (Delaware, '14)
Player Development Asst	Chaisson Allen (Northeastern, '11)
Strength & Conditioning Coach	Steve Felde (Concordia, '03)
Assistant Athletic Trainer	Javier Jimenez (Temple, '06)

PROGRAM HISTORY

First Year of Basketball	1926
All-Time Record	1,032-748 (.580)
Under Jim Larrañaga	161-78 (.674; 7 years)
All-Time ACC Record	118-118 (.500)
Under Jim Larrañaga	75-49 (.605)
ACC Regular-Season Championships	1 (2013)
ACC Tournament Championships	1 (2013)
NCAA Tournament Appearances	10
1960, '98, '99, 2000, '02, '08, '13, '16, '17, '18	
All-Time Record in NCAA Tournament	8-9
Last NCAA Postseason Finish	2017 First Round
NIT Appearances	12
1961, '63, '64, '95, '97, 2001, '05, '06, '09, '11, '12, '15	
All-Time Record in NIT	11-12
Last NIT Finish	2015 Runner-Up

CANES IN PRO BASKETBALL/FOOTBALL

Years at Miami in parentheses

NBA

Shane Larkin (2011-13)	Boston Celtics
Davon Reed (2013-17)	Phoenix Suns

NFL

Jimmy Graham (2005-09)	Seattle Seahawks
Erik Swoope (2010-14)	Indianapolis Colts

G-League

DeQuan Jones (2008-12)	Fort Wayne Mad Ants
Trey McKinney Jones (2011-13)	Fort Wayne Mad Ants
Kamari Murphy (2015-17)	Long Island Nets
Durand Scott (2009-13)	Memphis Hustle

International

Garrius Adams (2009-14)	Bashkimi (Kosovo)
Rion Brown (2010-14)	Dijon (France)
Ivan Cruz Uceda (2014-16)	Real Betis Energia Plus (Spain)
Guillermo Diaz (2003-06)	San Lorenzo de Almagra (Argentina)
Julian Gamble (2008-13)	Telekom Baskets Bonn (Germany)
Malcolm Grant (2009-12)	Nevezis Kedainiai (Lithuania)
Tonye Jekiri (2012-16)	Oostende (Belgium)
Reggie Johnson (2009-13)	Mono Vampire Bangkok (Thailand)
Kenny Kadji (2011-13)	Tofaş (Turkey)
Angel Rodriguez (2014-16)	Maccabi Haifa (Israel)

DJ FROM 3

DJ Vasiljevic has hit on 31 of his 65 3-point attempts over the last 12 games (.477) and has connected on at least one 3-pointer in each game in that stretch.

He leads the team with 66 3-pointers this season and is fourth in the ACC in 3-point shooting at 40.7 percent.

Vasiljevic was 5-for-26 (.192) from 3-point range and averaged 2.9 ppg in the first seven ACC contests.

NEWTON MOVES UP IN MIAMI RECORD BOOKS

Senior Ja'Quan Newton is one of five players in Miami history with at least 1,100 points and 300 assists.

Newton eclipsed the 1,000-point plateau in his Miami career on Jan. 3 at Georgia Tech and now has scored 1,134 career points (28th in program history).

He is the 38th Hurricane and one of nine active ACC players to crack the 1,000-point barrier.

Newton owns the 10th-most assists in program history with 307 and is seventh in career games played with 126.

Career Scoring at Miami

1. Rick Barry (1962-65)	2,298

26. Malcolm Grant (2009-12)	1,185
27. Kevin Presto (1985-89)	1,156
28. Ja'Quan Newton (2014-present)	1,134

Career Assists at Miami

1. Vernon Jennings (1996-2000)	520

9. Steven Edwards (1992-96)	312
10. Ja'Quan Newton (2014-present)	307

Miami Players with 1,100 Points/300 Assists

Durand Scott (2009-13)	1,650/404
Steven Edwards (1992-96)	1,393/312
John Salmons (1998-2002)	1,287/429
Kevin Preston (1985-89)	1,156/412
Ja'Quan Newton (2014-18)	1,134/307

WALKER THRICE NAMED ACC ROOKIE OF WEEK

Lonnie Walker IV was named the ACC Co-Rookie of the Week for the second straight week on Feb. 5. It was Walker's third such honor (Dec. 11, Jan. 29), the second most of any player in program history (Durand Scott, four in 2009-10).

Only Marvin Bagley III (Duke) has claimed the distinction more this season (seven times).

SHARE THE ROCK

Miami has a team goal of recording 16 assists in every game. The Canes are 7-1 this year when recording 16 or more assists. In all but one of its eight losses, UM had 12 or fewer assists.

The Hurricanes had 26 assists on 34 field goals on Jan. 24 at NC State. It marked Miami's most assists in any conference game since joining the ACC in 2004-05 (previous was 24 against Duke in 2016).

It also was the Hurricanes' most assists under Jim Larrañaga and the program's most since recording 26 against Nova Southeastern on Nov. 16, 2009.

VALUE THE ROCK

Miami ranks third in the ACC and 25th nationally in fewest turnovers with 351 (11.3/game).

UM has committed 10 turnovers or fewer in seven of its last 11 games and eight times in ACC play.

The Canes recorded eight turnovers in the ACC tournament game versus UNC, one off a season low.

SEASON HIGHLIGHTS

- 22 wins (tied for 10th in UM history)
- 11 ACC victories (third most in program history)
- Tied for third place in the ACC – Miami's third top-3 ACC finish in Jim Larrañaga's seven seasons at UM
- Eight road wins (one of six Power 5 programs with 8+ road wins this season)
- 5-4 ACC road record; Miami joined UVA, Duke and Virginia Tech as lone ACC teams with winning road records
- Four straight wins, each by three points or fewer, to end regular season, tying an ACC record win streak in games decided by three points or fewer
- Ja'Quan Newton hit a running 40-footer to beat the buzzer in a 91-88 win at then-No. 9 North Carolina on Feb. 27
- Newton reached the 1,000-point mark in his career on Jan. 3 at Georgia Tech
- An All-ACC Honorable Mention pick, Lonnie Walker IV was first Miami freshman to be named to an all-league team (BIG EAST or ACC)
- Bruce Brown Jr. recorded a triple-double in the season opener, becoming just the sixth player in ACC history to record two triple-doubles
- Ranked in either the AP or USA Today Coaches poll for 15 of 19 weeks this season
- 10 straight wins to start the season (third best start to a season in program history)
- Preseason No. 13 ranking (best in school history) and ranked as high as No. 6 nationally this season

THE NUMBERS ON DEFENSE

Miami is ranked No. 45 nationally in adjusted defensive efficiency by KenPom.

The Hurricanes are fourth among ACC teams in 3-point field goal defense, limiting opponents to 32.6 percent shooting from long distance.

Miami's defensive numbers and rankings:

Category	Total	ACC Rank	NCAA Rank
Scoring Defense	68.0	5	63
Opp FG %	43.0	10	118
Opp 3FG %	32.6	4	49

YOUTH MOVEMENT

Miami features a young group this season. Seven of the Hurricanes' 10 active scholarship players are underclassmen.

Ja'Quan Newton is the lone scholarship senior.

In ACC play, Miami had six underclassmen averaging at least 15 minutes per game, including freshmen Lonnie Walker (31.6), Chris Lykes (24.5) and Sam Waardenburg (16.7).

Walker (13.6 ppg) and Lykes (11.9) joined sophomore Bruce Brown (11.8) as Miami's leading scorers in conference action.

WALKER'S UL/FSU OUTINGS AMONG BEST AT UM

Two of Lonnie Walker's ACC scoring performances rank among the best ever by a UM rookie in ACC play.

His 25-point outing against Louisville and 23-point game against FSU mark two of the top six scoring games by a Miami rookie in 14 seasons of conference play in the ACC (since 2004-05 season).

Top scoring performances by Miami freshmen in ACC games:

Pts	Player/Opponent	Date
30	Bruce Brown Jr. vs. UNC	1/28/17
29	Durand Scott at UNC	3/2/10
25	Lonnie Walker IV vs. Louisville	1/24/18
25	Bruce Brown Jr. vs. Duke	2/25/17
24	Dwayne Collins at BC	1/16/07
23	Lonnie Walker IV at FSU	1/27/18



IN THE POLLS (MARCH 12)

ASSOCIATED PRESS

Rk	Team	Record	Points
1	Virginia (65)	31-2	1,625
2	Villanova	30-4	1,554
3	Xavier	28-5	1,383
4	Kansas	27-7	1,379
5	Michigan State	29-4	1,304
6	Cincinnati	30-4	1,230
7	Michigan	28-7	1,213
8	Gonzaga	30-4	1,199
9	Duke	26-7	1,179
10	North Carolina	25-10	1,100
11	Purdue	28-6	1,047
12	Arizona	27-7	918
13	Tennessee	25-8	771
14	Texas Tech	24-9	716
15	West Virginia	24-10	663
16	Wichita State	25-7	604
17	Ohio State	24-8	600
18	Kentucky	24-10	528
19	Auburn	25-7	501
20	Clemson	23-9	439
21	Houston	26-7	430
22	Miami	22-9	134
23	Florida	20-12	102
24	Nevada	27-7	93
25	Saint Mary's	28-5	71

Others receiving votes: Arkansas 69, **Loyola-Chicago 68**, Rhode Island 66, TCU 40, Providence 22, New Mexico State 15, Butler 9, St. Bonaventure 8, USC 7, Kansas State 6, Buffalo 5, UCLA 5, Seton Hall 5, Creighton 4, South Dakota State 3, Murray State 2, San Diego State 2, Middle Tennessee 2, Virginia Tech 2, Davidson 1, Missouri 1

USA TODAY COACHES

Rk	Team	Record	Points
1	Virginia (32)	31-2	800
2	Villanova	30-4	763
3	Kansas	27-7	685
4	Xavier	28-5	670
5	Michigan State	29-4	628
6	Duke	26-7	609
7	Michigan	28-7	604
8	Gonzaga	30-4	597
9	North Carolina	25-10	560
10	Cincinnati	30-4	549
11	Purdue	28-6	511
12	Tennessee	25-8	399
13	Texas Tech	24-9	348
14	West Virginia	24-10	347
15	Arizona	27-7	343
16	Wichita State	25-7	270
17	Ohio State	24-8	265
18	Clemson	23-9	242
19	Houston	26-7	231
20	Kentucky	24-10	229
21	Auburn	25-7	224
22	Rhode Island	25-7	96
23	Saint Mary's	28-5	89
24	Florida	20-12	67
25	Miami	22-9	56
25	Nevada	27-7	56

Others receiving votes: Arkansas 34, Creighton 19, **Loyola-Chicago 19**, Providence 18, TCU 12, Middle Tennessee 9, Virginia Tech 9, NC State 9, New Mexico State 6, Florida State 5, Buffalo 4, Kansas State 4, Seton Hall 3, St. Bonaventure 3, South Dakota State 2, Butler 2, Davidson 2, Texas A&M 1, San Diego State 1

2017-18 Miami opponents listed in *italics*;
Potential NCAA tournament opponents listed in **bold italics**

BIG SUCCESS AT 70 POINTS

Miami has eclipsed the 70-point plateau in 19 games this season, going 16-3 in those contests.

Last season Miami was 17-1 overall and 8-1 in ACC play when scoring 70+ points.

UM is 105-15 when scoring 70 or more points under Jim Larrañaga and 44-2 when breaking the 80-point barrier.

HOLDING OPPONENTS UNDER 60

Miami has held 11 of its opponents to fewer than 60 points.

UM is 79-9 in seven seasons under Jim Larrañaga, including 10-1 this year, when limiting its opponent to fewer than 60 points.

Miami limited four straight opponents to fewer than 60 points to open the season. That marked the second time that has happened in the Jim Larrañaga era.

The other was a six-game stretch from Dec. 25, 2012 to Jan. 16, 2013.

3-POINT BONANZA

Miami hit a school-record 17 3-pointers on Jan. 27 at Florida State, topping the previous mark of 15, which was set four times previously.

The Canes' 17 3-point field goals are the most in an ACC game since Wake Forest made 18 against Clemson on Feb. 13, 2002.

Miami attempted 34 3-pointers, two shy of the program record.

DJ Vasiljevic matched a career high with six 3-pointers, while Anthony Lawrence and Lonnie Walker each nailed four.

SELLING OUT THE WATSCO CENTER

Miami sold out its season ticket allotment for all home games at the Watsco Center for the third straight year.

Fans have bought over 5,500 season tickets for each of the last three years, more than doubling the total number of season tickets sold in Jim Larrañaga's first season in Coral Gables.

Season Tickets Per Year (Under Larrañaga)

2017-18: 5,986	2016-17: 5,965	2015-16: 5,500
2014-15: 3,427	2013-14: 3,674	2012-13: 2,372
2011-12: 2,251		

THE WATSCO ADVANTAGE

Miami has defended its home turf well in recent years, winning 38 of its last 43 games at the Watsco Center. The Hurricanes are 88-25 (.779) at home under Jim Larrañaga and finished 11-3 at home this season.

In 16 years at the Watsco Center (formerly BankUnited Center), Miami is 183-69 (.726).

In seven seasons under Larrañaga, Miami is 44-18 in ACC action at home and 44-7 in non-conference play. In both 2012-13 and 2015-16, the Canes had just one loss at Watsco Center.

Miami also owns 16 straight home non-conference wins, dating to a 78-77 loss to Northeastern on Nov. 27, 2015.

Miami at Watsco Center Under Jim Larrañaga

Year	Overall	N-C	ACC
2011-12	14-4	8-2	6-2
2012-13	14-1	6-0	8-1
2013-14	8-8	5-2	3-6
2014-15	12-6	7-2	5-4
2015-16	15-1	6-1	9-0
2016-17	14-2	7-0	7-2
2017-18	11-3	5-0	6-3
Totals	88-25	44-7	44-18

2018 ALL-ACC POSTSEASON HONORS

First Team

Marvin Bagley III, Duke*
Jerome Robinson, BC
Luke Maye, North Carolina
Joel Berry II, North Carolina
Kyle Guy, Virginia

All-Freshman Team

Marvin Bagley III, Duke*
Wendell Carter, Jr., Duke
Lonnie Walker, Miami
De'Andre Hunter, Virginia
Oshae Brissett, Syracuse

Second Team

Tyus Battle, Syracuse
Marquise Reed, Clemson
Devon Hall, Virginia
Wendell Carter, Jr., Duke
Justin Robinson, Va. Tech

All-Defensive Team

Isaiah Wilkins, Virginia
Anas Mahmoud, Louisville
Elijah Thomas, Clemson
Devon Hall, Virginia
Ben Lammers, Ga. Tech

Third Team

Grayson Allen, Duke
Matt Farrell, Notre Dame
Ty Jerome, Virginia
Josh Okogie, Georgia Tech
Omer Yurtseven, NC State

Player of Year

Marvin Bagley III, Duke

Rookie of Year

Marvin Bagley III, Duke

Coach of Year

Tony Bennett, Virginia

Honorable Mention

Deng Adel, Louisville
Ky Bowman, Boston College
Lonnie Walker, Miami
Bryant Crawford, Wake Forest
Markell Johnson, NC State
Ray Spalding, Louisville
Allerik Freeman, NC State
Theo Pinson, North Carolina
Terance Mann, Florida State
Gabe DeVoe, Clemson

Defensive Player of Year

Isaiah Wilkins, Virginia

Most Improved Player

Luke Maye, North Carolina

Sixth Man of Year

De'Andre Hunter, Virginia

*- Unanimous selection

MIAMI IN THE POLLS

Date	AP	USA Today	RPI	KenPom
Pre	13	12	-	-
Nov. 13	11	12	-	-
Nov. 20	11	11	-	-
Nov. 27	10	13	-	-
Dec. 4	10	11	46	14
Dec. 11	6	8	51	15
Dec. 18	6	7	39	14
Dec. 25	15	16	30	17
Jan. 1	15	17	22	18
Jan. 8	17	19	22	26
Jan. 15	25	23	20	30
Jan. 22	RV	24	19	28
Jan. 29	RV	RV	17	29
Feb. 5	25	25	19	28
Feb. 12	RV	RV	25	36
Feb. 19	NR	RV	37	44
Feb. 26	NR	RV	31	41
March 5	24	25	25	36
March 12	22	24	28	36

BEST START IN 10 YEARS

With a 10-0 start to the season, Miami earned its best start to a season since the 2007-08 team opened with 12 straight wins.

It was the best start in the Jim Larrañaga tenure, topping an 8-0 start in 2014-15, and the third best in program history.

This is the fourth straight year the Hurricanes have started at least 4-0 and the fifth time in seven years under Larrañaga.



BROWN JOINS ELITE TRIPLE-DOUBLE COMPANY

Bruce Brown Jr. started off his sophomore season with a great all-around performance against Gardner-Webb, recording his second career triple-double, the third in school history and the 31st in ACC history.

Brown became just the sixth player in the league's storied history to earn a pair of triple-doubles.

He reached the status at the 5:36 mark of the second half with a field goal for his ninth and 10th points.

As part of the opener, Brown matched his career high in assists and fell one shy of his high in rebounds.

Players with Two Triple-Doubles in ACC History

Tree Rollins, Clemson (1977, 1979)
Ralph Sampson, Virginia (1979)
Derrick Lewis, Maryland (1987)
Sharone Wright, Clemson (1992, 1993)
Dennis Smith Jr., NC State (2017)

Bruce Brown Jr., Miami (2016, 2017)

Triple-Doubles in Program History

1. Anthony King vs. Florida Atlantic, 11/29/04
11 points, 10 rebounds, 13 blocks
2. **Bruce Brown Jr.** vs. South Carolina State, 12/6/15
11 points, 11 rebounds, 10 assists
3. **Bruce Brown Jr.** vs. Gardner-Webb, 11/10/17
10 points, 11 rebounds, 10 assists

FOUR FORMER CANES IN NBA THIS SEASON

Four Miami basketball alumni have seen time in the NBA this season.

Shane Larkin (Celtics), Sheldon Mac (Washington Wizards) Trey McKinney Jones (Indiana Pacers) and Davon Reed (Phoenix Suns).

Reed made his NBA debut with the Phoenix Suns on Jan. 14 against the Indiana Pacers, while McKinney Jones earned his first NBA action on Feb. 23 against the Atlanta Hawks.

All four played under Jim Larrañaga at Miami.

2017-18 ROSTER HAS SIX TOP-100 RECRUITS

Miami signed three ESPN Top 100 recruits for the class of 2017, including No. 18 Lonnie Walker from Reading, Pa., No. 46 Chris Lykes from Mitchellville, Md., and No. 92 Deng Gak from Blairstown, N.J.

The trio joins former ESPN Top 100 Hurricanes Bruce Brown (No. 26 in 2016), Dewan Huell (No. 28 in 2016) and Ja'Quan Newton (No. 58 in 2014) in the fall of 2017. In just seven seasons at The U, Larrañaga has recruited six of Miami's 11 ESPN Top 100 players since 2007.

ESPN Top 100 Players on 2017-18 Roster

18 Lonnie Walker - 2017 26 Bruce Brown - 2016
46 Chris Lykes - 2017 58 Ja'Quan Newton - 2014
92 Deng Gak -2017 58 Ja'Quan Newton - 2014

Miami's ESPN Top 100 Players Since 2007

18 Lonnie Walker - 2017 53 Edwin Rios - 2007
26 Bruce Brown - 2016 58 Ja'Quan Newton - 2014
28 Dewan Huell - 2016 83 Garrius Adams - 2009
28 DeQuan Jones - 2008 88 Donnavan Kirk - 2009
43 Durand Scott - 2009 92 Deng Gak -2017
46 Chris Lykes - 2017

Recruits under Larrañaga are in *italics*

BEST PRESEASON RANKING IN PROGRAM HISTORY

Ranked in the preseason polls for the first time since 2008-09, Miami was No. 13 in the preseason Associated Press poll. It marked the highest preseason AP ranking in program history. Miami also was No. 12 in the USA Today Coaches poll.

It is the third time Miami is among the top 25 teams to start the season. The Canes were ranked No. 25

prior to the 1999-2000 campaign and No. 17 heading into the 2008-09 season.

Miami reached as high as No. 6 in the national rankings in December this season.

MIAMI EARNS HIGH GSR NUMBERS

Miami's men's basketball team posted an exemplary Graduation Success Rate (GSR), in the latest numbers released on Nov. 8 by the NCAA. Miami recorded a 92 percent GSR, which is based on the four entering classes from 2007-08 through 2010-11.

In addition, the UM football (83 percent), women's basketball (92 percent) and baseball (83 percent) programs all posted GSR totals above the NCAA average.

The NCAA Graduation Success Rate (GSR) was developed in response to college and university presidents suggesting that graduation data more accurately reflect the mobility among college students today. The GSR measures graduation rates at Division I institutions and includes students transferring into the institutions. The GSR also allows institutions to subtract student-athletes who leave their institutions prior to graduation as long as they would have been academically eligible to compete had they remained.

BROWN, WALKER EARN PLAUDITS FROM ESPN.COM

In October, ESPN.com listed Bruce Brown as the best college shooting guard draft prospect for the 2018 NBA Draft. Lonnie Walker was tabbed second best.

They were the lone teammates on the 10-man list.

Brown and Walker were listed 12th and 13th, respectively on ESPN's top 100 draft prospects for 2018, as Miami was one of 13 college teams to have multiple players on the list.

VASILJEVIC BUILDS ON BIG SUMMER OVERSEAS

Sophomore G DJ Vasiljevic had a strong summer playing internationally with Australia's Emerging Boomers at the World University Games in Taipei.

The Melbourne native averaged 21.5 points a game on 45.3 percent shooting from the field in eight games in the tournament.

Vasiljevic scored 20-plus points and led the team in scoring in five of the eight games as the Emerging Boomers finished ninth in the field.

He closed out play with a 28-point performance in a 101-96 win over Canada.

COACHING COORDINATORS

Miami's assistant coaching staff is set up in a coordinator system. Jamal Brunt serves as the offensive coordinator, while Chris Caputo handles the defense. Adam Fisher manages the scout for every opponent.

MILES WILSON JOINS MIAMI PROGRAM

Jim Larrañaga added Miles Wilson to the Hurricanes' incoming class of 2017. A 6-foot-5-inch transfer from Mount St. Mary's, Wilson will sit out the 2017-18 season because of NCAA transfer rules, then have three years of eligibility with the Hurricanes.

Wilson averaged 11.8 points per game and 3.9 rebounds in 28.9 minutes per game and was named to the Northeast Conference All-Rookie Team.

In the NCAA Tournament's First Four, Wilson scored 17 points and grabbed 11 rebounds in a 67-66 win over New Orleans before recording a game-high 22 points with seven rebounds against top-seeded Villanova.

MIAMI'S RECORD WHEN ...

Record	2017-18		Larrañaga	
	All	ACC	At UM	ACC
All games	22-9	11-7	161-78	75-49
Home	11-3	6-3	87-25	44-18
Away	8-4	5-4	48-36	31-31
Neutral	3-2	-	26-17	-
November	6-0	-	35-9	-
December	6-1	1-0	33-10	2-1
January	4-4	4-4	30-22	28-22
February	5-3	5-3	38-21	38-21
March	1-1	1-0	25-15	8-5
April	-	-	-	0-1
vs. Top-10 opponents	1-2	1-2	8-15	7-12
vs. Top-25 (includes Top-10)	3-4	2-3	19-35	13-25
vs. RV opponents (either poll)	3-1	3-1	14-5	7-2
vs. Teams over .500 on game day	14-8	9-6	103-70	56-43
vs. Teams under .500 on game day	5-1	2-1	36-7	15-6
vs. Teams at .500 on game day	3-0	-	18-1	4-0
While UM in Top 25	16-7	5-5	58-24	29-17
While UM is RV (only)	6-2	6-2	45-15	20-9
Leading at halftime	15-1	8-1	121-17	53-14
Trailing at halftime	3-6	3-4	31-56	18-31
Tied at halftime	4-2	0-2	9-5	3-4
In overtime games	1-1	1-1	8-8	5-4
Single overtime	1-0	1-0	5-6	3-2
Double overtime	0-0	-	3-1	2-1
Leading w/2:00 left in regulation	19-1	8-1	147-9	67-5
Trailing w/2:00 left in regulation	2-8	2-6	11-66	6-43
Tied w/2:00 left in regulation	1-0	1-0	3-1	1-1
UM shoots 50% or better from field	14-1	5-1	66-6	24-3
UM shoots 40-49% from field	6-1	5-1	77-25	42-21
UM shoots under 40% from field	2-7	1-5	19-47	9-25
Opp. shoots 50% or better from field	5-3	4-3	14-27	9-17
Opp. shoots 40-49% from field	9-4	6-3	69-33	37-20
Opp. shoots under 40% from field	8-2	1-1	80-17	30-11
UM shoots 70% or better from line	9-4	7-3	98-39	46-24
UM shoots less than 70% from line	13-4	4-3	63-38	38-23
UM makes more 3-point FGs	15-4	7-4	87-32	41-26
UM makes fewer 3-point FGs	4-3	2-2	47-32	24-19
3-point FGs are even	3-2	2-1	18-7	10-4
4+ Canes in double figures	12-3	7-3	81-16	35-12
3 Canes in double figures	8-2	4-1	60-28	32-13
2 or fewer Canes in double figures	2-4	0-3	20-34	8-24
Outrebounding opponent	13-2	5-2	105-26	42-18
Opp. outrebounds UM	9-6	6-4	49-51	30-30
Tied in rebounds	0-1	0-1	6-1	3-1
UM records 10 or more steals	0-2	0-2	21-6	7-3
UM records 15 or more assists	11-1	4-1	53-5	24-4
UM commits fewer than 15 turnovers	19-6	9-5	137-62	64-41
UM commits 15 or more turnovers	3-2	2-2	22-9	9-8
UM commits fewer turnovers than opp.	15-3	7-3	88-29	42-17
UM commits more turnovers than opp.	6-3	3-2	55-33	24-22
Tied in turnovers	1-3	0-2	15-15	9-10
UM scores 59 points or fewer	2-4	0-3	13-38	7-24
UM scores 60-69 points	4-2	3-1	42-25	23-12
UM scores 70-79 points	5-2	3-2	62-13	28-11
UM scores 80-89 points	9-0	4-0	31-1	12-1
UM scores 90-99 points	2-1	1-1	12-1	4-1
UM scores 100 or more points	0-0	-	1-0	0-0
Playing during morning (11 a.m.)	-	-	1-1	-
Playing during afternoon	8-4	5-4	52-28	31-21
Playing in evening (5 p.m. or later)	14-5	6-3	106-48	44-28
Games decided by 3 points or fewer	6-1	5-1	22-14	14-10
Games decided by 4-10 points	6-7	4-6	50-33	28-25
Games decided by 11-19 points	5-1	2-0	53-22	22-9
Games decided by 20+ points	5-0	-	36-8	11-4



10 COMMITMENTS OF MIAMI BASKETBALL

- We will set our defense every time.
- We will pressure the man with the ball.
- We will pack the lane to prevent penetration.
- We will contest all shots, hands high. Without fouling.
- We will block out, rebound and run.
- We will run for layups and open threes.
- We will share the ball.
- We will penetrate the defense.
- We will create good shots both inside and outside.
- We will attack the offensive boards.

LARRAÑAGA 12TH IN WINS AMONG ACTIVE DIVISION I NCAA COACHES

Jim Larrañaga ranks 12th in career wins among active Division I coaches with 631. Of those 12, five are in the Naismith Memorial Basketball Hall of Fame, including four from the Atlantic Coast Conference.

Now in his 34th season as a head coach, Larrañaga ranks 47th in all-time NCAA victories.

In his career, Larrañaga won 27 games at American International, 170 at Bowling Green and 273 at George Mason, and he now has 161 at Miami. He is one of 15 coaches all-time with 100 or more wins at three D-I schools, four of whom are actively coaching.

WINNINGEST ACTIVE COACHES

(minimum five years as Division I head coach)

Rank	Coach	Wins*
1.	Mike Krzyzewski, Duke	1,097
2.	Jim Boeheim, Syracuse	923
3.	Bob Huggins, West Virginia	843
4.	Roy Williams, North Carolina	841
5.	Rick Byrd, Belmont	778
6.	Cliff Ellis, Coastal Carolina	747
7.	John Beilein, Michigan	719
8.	Larry Hunter, Western Carolina.....	702
9.	John Calipari, Kentucky	675
10.	Rick Barnes, Tennessee	659
11.	Bill Self, Kansas	660
12.	Jim Larrañaga, Miami	631
13.	Lon Kruger, Oklahoma	619
	Dana Altman, Oregon	619

*Totals listed are as of March 11

LARRAÑAGA AND CAPUTO IN 16TH YEAR TOGETHER

Head coach Jim Larrañaga and associate head coach Chris Caputo are beginning their 16th season together, dating back to their time at George Mason.

Caputo started on Larrañaga's staff as the video coordinator for the 2002-03 season, and along the way, the native of Elmhurst, N.Y., was an assistant coach and is now the associate head coach for the Hurricanes. Caputo helped the 2006 GMU team to the NCAA Final Four and has made five total NCAA Tournament appearances with Larrañaga.

Both Caputo and Larrañaga attended Archbishop Molloy (N.Y.) High School and played for legendary head coach Jack Curran.

INDIVIDUAL HIGHS/LOWS

MIAMI INDIVIDUAL GAME HIGHS

Points	26, Lonnie Walker vs Boston U. (12/05/17)
Field Goals Made	10, Dewan Huell at Minnesota (11/29/17)
Field Goal Att.	18, Lonnie Walker vs. Louisville (1/24/18)
3-Point FG Made	6, DJ Vasiljevic at Florida State (1/27/18)
3-Point FG Att.	10, Chris Lykes vs. Syracuse (2/17/18)
	10, DJ Vasiljevic, 3x, last at Boston Coll. (2/10/18)
Free Throws Made	12, Bruce Brown Jr. vs. Florida State (1/7/18)
Free Throw Att.	14, Bruce Brown Jr. vs. Florida State (1/7/18)
Rebounds	13, Anthony Lawrence at Virginia Tech (2/3/18)
	13, Dewan Huell vs. Duke (1/15/18)
Assists	10, Bruce Brown vs Gardner-Webb (11/10/17)
Steals	5, Anthony Lawrence vs. Duke (1/15/18)
Blocked Shots	4, Bruce Brown at Georgia Tech (1/3/18)
Turnovers	5, 3x, last Ja'Quan Newton vs. Va. Tech (3/3/18)
Minutes	41, Lonnie Walker at Florida State (1/27/18)

OPPONENT INDIVIDUAL GAME HIGHS

Points	31, Joel Berry, North Carolina (2/27/18)
Field Goals Made	12, Jerome Robinson, BC (2/14/18)
	12, Omer Yurtseven, NC State (1/21/18)
Field Goal Att.	23, Josh Okogie, Georgia Tech (1/3/18)
3-Point FG Made	6, Gary Trent Jr., Duke (1/15/18)
3-Point FG Att.	11, Jared Wilson-Frame & Parker Stewart, Pitt (1/31/18)
Free Throws Made	9, Josh Okogie, Georgia Tech (1/3/18)
Free Throw Att.	12, Josh Okogie, Georgia Tech (1/3/18)
Rebounds	16, B.J. Johnson, La Salle (11/22/17)
Assists	14, Markell Johnson, NC State (1/21/18)
Steals	5, 2x, last by Grayson Allen, Duke (1/15/18)
Blocked Shots	7, Reggie Lynch, Minnesota (11/29/17)
Turnovers	7, 2x, last by Jose Alvarado, Georgia Tech (1/3/18)

2017-18 STARTERS BY GAME

Opp.	Guard	Guard	Guard	Guard	Center
GWebb	Newton	Brown	Vasiljevic	Lawrence	Huell
Navy	Newton	Brown	Vasiljevic	Lawrence	Huell
FAMU	Newton	Brown	Vasiljevic	Lawrence	Huell
La Salle	Newton	Brown	Vasiljevic	Lawrence	Huell
UNF	Newton	Brown	Vasiljevic	Lawrence	Huell
MINN	Newton	Brown	Vasiljevic	Lawrence	Huell
PRIN	Newton	Brown	Vasiljevic	Lawrence	Huell
BU	Newton	Walker	Vasiljevic	Lawrence	Huell (1; 1-0)
at GW	Newton	Brown	Vasiljevic	Lawrence	Huell
at Hawaii	Newton	Brown	Vasiljevic	Lawrence	Huell
vs NMSU	Newton	Brown	Vasiljevic	Lawrence	Huell
vs MTSU	Newton	Brown	Vasiljevic	Lawrence	Huell
at Pitt	Newton	Brown	Vasiljevic	Lawrence	Huell
at GT	Newton	Brown	Vasiljevic	Lawrence	Huell (13; 11-2)
vs FSU	Newton	Brown	Walker	Lawrence	Huell
at CLEM	Newton	Brown	Walker	Lawrence	Huell
Duke	Newton	Brown	Walker	Lawrence	Huell
at NCSU	Newton	Brown	Lykes	Lawrence	Huell (1; 1-0)
L'VILLE	Newton	Brown	Walker	Lawrence	Huell
at FSU	Newton	Brown	Walker	Lawrence	Huell (5; 2-3)
PITT	Lykes	Vasiljevic	Walker	Lawrence	Huell
at VT	Lykes	Vasiljevic	Walker	Lawrence	Huell
WAKE	Lykes	Vasiljevic	Walker	Lawrence	Huell
at BC	Lykes	Vasiljevic	Walker	Lawrence	Huell
UVA	Lykes	Vasiljevic	Walker	Lawrence	Huell
SYR	Lykes	Vasiljevic	Walker	Lawrence	Huell (6; 3-3)
at ND	Newton	Walker	Lawrence	Huell	Izundu
BC	Newton	Walker	Lawrence	Huell	Izundu (2; 2-0)
at UNC	Lykes	Newton	Walker	Lawrence	Huell
VT	Newton	Robinson	Walker	Stowell	Huell (1; 1-0)
vs. UNC	Lykes	Newton	Walker	Lawrence	Huell (2; 1-1)

MIAMI'S LARGEST IN 2017-18

Lead.....	37, vs. Gardner-Webb, 11/10
Deficit	17 (2H), North Carolina, 3/8
	13 (1H), vs. Middle Tennessee, 12/25
Halftime Lead	24, vs. Florida A&M, 11/16
Halftime Deficit	11, Virginia, 2/13
Margin of Victory	34, vs. Navy, 11/12
Margin of Defeat	17, vs. North Carolina, 3/8
Deficit in Win	14 (2H), vs. Boston College, 2/24
Halftime Deficit in Win	7, Virginia Tech, 3/3
Lead in Loss	14, vs. North Carolina (1H), 3/8
	13, vs. Duke (2H), 1/15
Halftime Lead in Loss	1, at Boston College, 2/10
Most Points in First Half	46, vs. Florida A&M, 11/16
Fewest Points in First Half	16, Virginia, 2/13
Opponent Most Points in 1st Half	44, at Florida State, 1/27
Opponent Fewest Points in 1st Half	15, at GW, 12/16
Most Points in 2nd Half	52, Wake Forest, 2/7
Fewest Points in 2nd Half	26, at Boston College, 2/10
	26, at Georgia Tech, 1/3
Opponent Most Points in 2nd Half	52, at N. Carolina, 2/27
	52, vs. Middle Tenn., 12/25
Opponent Fewest Points in 2nd Half	22, Gardner-Webb, 11/10

HIGHS/LOWS

Miami - GAME HIGHS

Points	94	at Florida State (1/27)
Field Goals Made	35	at Minnesota (11/29)
	35	Navy (11/12)
	35	Duke (1/15)
Field Goal Att.	78	
Field Goal Pct.	.600 (30-50)	vs Middle Tennessee (12/25)
3 Pt FG Made	17*	at Florida State (1/27)
3 Pt FG Att.	34	at Florida State (1/27)
3 Pt FG Pct.	.560 (14-25)	vs Princeton (12/2)
Free Throws Made	26	Wake Forest (2/7)
Free Throw Att.	37	Wake Forest (2/7)
Free Throw Pct.	.923 (12-13)	at North Carolina (2/27)
Rebounds	49	Louisville (1/24)
Assists	26	at NC State (1/21)
Steals	13	Duke (1/15)
Blocks	8	at Pitt (12/30/17)
Turnovers	18	at Georgia Tech (1/3)
Fouls	25	at Florida State (1/27)

Opponent - GAME HIGHS

Points	103	at Florida State (1/27)
Field Goals Made	33	at Florida State (1/27)
Field Goal Att.	71	vs. North Carolina (3/8)
Field Goal Pct.	.600 (33-55)	at Florida State (1/27)
3 Pt FG Made	13	at North Carolina (1/27)
3 Pt FG Att.	32	vs Princeton (12/2)
3 Pt FG Pct.	.571 (12-21)	at Clemson (1/13)
Free Throws Made	28	at Florida State (1/27)
Free Throw Att.	39	at Florida State (1/27)
Free Throw Pct.	1.000 (6-6)	Florida A&M (11/16)
Rebounds	52	vs. North Carolina (3/8)
Assists	22	at NC State (1/21)
Steals	13	at Georgia Tech (1/3)
Blocks	12	at Minnesota (11/29)
Turnovers	20	North Florida (11/25)
Fouls	26	Wake Forest (2/7)
	26	vs Middle Tennessee (12/25)

Miami - GAME LOWS

Points	50	Virginia (2/13)
FG Made	18	Virginia (2/13)
	18	vs New Mexico State (12/23)
	18	Virginia (2/13)
FG Att.	47	
FG Pct.	.339 (20-59)	Syracuse (2/17)
3 Pt FG Made	2	vs New Mexico State (12/23)
3 Pt FG Att.	13	at Hawai'i (12/23)
3 Pt FG Pct.	.111 (2-18)	vs New Mexico State (12/23)
Free Throws Made	4	at GW (12/16)
Free Throw Att.	8	at GW (12/16)
Free Throw Pct.	.429 (6-14)	at Notre Dame (2/19)
Rebounds	24	Virginia (2/13)
	24	at NC State (1/21)
Assists	4	vs New Mexico State (12/23)
Steals	1	vs New Mexico State (12/23)
Blocks	1	Pitt (1/31)
	1	North Florida (11/25)
Turnovers	7	Syracuse (2/17)
	7	at Florida State (1/27)
Fouls	11	Pitt (1/31)

Opponent - GAME LOWS

Points	45	Gardner-Webb (11/10)
FG Made	15	vs La Salle (11/22)
FG Att.	47	at Pitt (12/30)
FG Pct.	.288 (15-52)	vs La Salle (11/22)
3 Pt FG Made	0	vs La Salle (11/22)
3 Pt FG Att.	15	vs Middle Tennessee (12/25)
	15	vs La Salle (11/22)
3 Pt FG Pct.	.000 (0-15)	vs La Salle (11/22)
Free Throws Made	1	Gardner-Webb (11/10)
Free Throw Att.	3	Pitt (1/31)
Free Throw Pct.	.167 (1-6)	Gardner-Webb (11/10)
Rebounds	23	at Pitt (12/30)
Assists	3	vs La Salle (11/22)
Steals	2	vs Middle Tennessee (12/25)
Blocks	0	4 times, last vs MTSU (12/25)
Turnovers	7	at Florida State (1/27)
Fouls	12	at NC State (1/21)
	12	at GW (12/16)

*denotes school record



NCAA TOURNAMENT RECORDS

MIAMI TEAM RECORDS

Won-Loss Record: 8-9, 10th appearance

Round of 64: 5-4

Round of 32: 3-2

Sweet 16: 0-3

1959-60	First Round (0-1)
1997-98	Round of 64 (0-1)
1998-99	Round of 32 (1-1)
1999-2000	Sweet 16 (2-1)
2001-02	Round of 64 (0-1)
2007-08	Round of 32 (1-1)
2012-13	Sweet 16 (2-1)
2015-16	Sweet 16 (2-1)
2016-17	Round of 64 (0-1)

By Region:

East	3-2 (2 appearances)
Midwest	0-1 (1 appearance)
Midwest	0-1 (1 appearance)
South	5-4 (4 appearances)
West	0-1 (1 appearance)

MIAMI COACHES IN THE NCAA TOURNAMENT

Coach	Record	Appearances
Bruce Hale (1954-67)	0-1	1 - 1960
Leonard Hamilton ('90-00)	3-3	3 - 1998, '99, 2000
Perry Clark ('00-04)	0-1	1 - 2002
Frank Haith ('04-11)	1-1	1 - 2008
Jim Larrañaga ('12-Pres.)	4-3	4 - 2013, '16, '17, '18

1959-60 Midwest Region

3/8/60 *Western Kentucky L 107-84 Lexington, Ky.

1997-98 No. 11 seed — South Region

3/13/98 No. 6 UCLA L 65-62 Atlanta, Ga.

1998-99 No. 2 seed — East Region

3/12/99	No. 15 Lafayette	W 75-54	Boston, Mass.
3/14/99	No. 10 Purdue	L 73-63	Boston, Mass.

1999-00 No. 6 seed — South Region

3/17/00	No. 11 Arkansas	W 75-71	Nashville, Tenn.
3/19/00	No. 3 Ohio State	W 75-62	Nashville, Tenn.
3/24/00	No. 7 Tulsa	L 80-71	Austin, Texas

2001-02 No. 5 seed — West Region

3/14/02 No. 12 Missouri L 93-80 Albuquerque, N.M.

2007-08 No. 7 seed — South Region

3/21/08	No. 10 Saint Mary's	W 78-64	Little Rock, Ark.
3/23/08	No. 2 Texas	L 75-72	Little Rock, Ark.

2012-13 No. 2 seed — East Region

3/22/13	No. 15 Pacific	W 78-49	Austin, Texas
3/24/13	No. 7 Illinois	W 63-59	Austin, Texas
3/28/13	No. 3 Marquette	L 71-61	Washington, D.C.

2015-16 No. 3 seed — South Region

3/17/16	No. 14 Buffalo	W 79-72	Providence, R.I.
3/19/16	No. 11 Wichita State	W 65-57	Providence, R.I.
3/24/16	No. 2 Villanova	L 92-69	Louisville, Ky.

2016-17 No. 8 seed — Midwest Region

3/17/16 No. 9 Michigan State L 78-58 Tulsa, Okla.

*No team seeds in 1959-60

STATS AGAINST 2018 NCAA FIELD

	GP-S	PPG	RPG	APG	BPG	SPG
Brown	6-6	13.2	6.0	3.3	0.5	1.0
Huell	12-12	9.3	6.8	0.4	0.6	0.8
Izundu	12-0	5.3	2.9	0.2	0.3	0.5
Lawrence	12-11	10.5	6.2	2.0	1.2	1.8
Lykes	12-6	10.8	1.0	2.7	0.1	0.6
Miller	4-0	1.8	1.3	0.0	0.3	0.0
Newton	12-9	6.6	2.2	2.2	0.1	0.8
Robinson	2-1	0.0	0.0	0.0	0.0	0.0
Stowell	2-0	0.5	0.0	0.0	0.0	0.0
Vasiljevic	12-4	8.8	2.1	0.6	0.0	0.3
Waardenburg	9-0	2.3	2.2	0.9	0.7	0.4
Walker	12-10	11.9	2.4	1.9	0.3	1.2

RECORD AGAINST 2018 NCAA TOURNEY FIELD

Miami went 5-7 against its nine regular-season opponents that were included in the field of 68 in the 2018 NCAA Tournament.

The Hurricanes posted wins against Florida State (home), North Carolina (road), NC State (road) and Virginia Tech (home and road).

Miami lost to Clemson (road), Duke (home), Florida State (road), New Mexico State (neutral), North Carolina (neutral), Syracuse (home) and Virginia (home).

LARRANAGA AND NCAA TOURNAMENT

Jim Larranaga is leading his ninth team into the NCAA Tournament, including his fourth at Miami (2013, 2016, 2016, 2018).

His George Mason teams earned bids in 1999, 2001, 2006, 2008 and 2011.

He owns a 9-8 record in NCAA Tournament play, with at least one win in four of his appearances.

Larranaga led his 2006 George Mason team to the NCAA Final Four after wins over Michigan State, North Carolina, Wichita State and Connecticut before bowing out to eventual champion Florida.

AGAINST THE POD

Miami has met Tennessee four times previously, but the programs have not faced off since Dec. 22, 1996, a 78-65 Vols' win in Knoxville.

Tennessee holds a 3-1 series edge. Miami's lone win was a 72-60 triumph on Dec. 1, 1991, in the San Juan Shootout.

Miami and Wright State, a member of the Horizon League, have not previously met.

QUINTET JOINS ELITE MIAMI GROUP TO PLAY IN THREE TOURNAMENTS

Miami's Ebuka Izundu, Anthony Lawrence, Ja'Quan Newton, Mike Robinson and Chris Stowell each have the opportunity to see playing time in their third NCAA Tournament.

Only seven Hurricanes have seen playing time in at least three tournaments. Elton Tyler in the lone Miami player to compete in four (1998, 1999, 2000 and 2002).

Miami Players to Compete in 3+ NCAA Tournaments

Elton Tyler	1998, '99, 2000, '02
Mario Bland	1998, '99, 2000
Joao Paulo Coelho	1999, 2000, '02
Johnny Hemsley	1998, '99, 2000
Vernon Jennings	1998, '99, 2000
John Salmons	1999, 2000, '02
Dwayne Wimbley	1998, '99, 2000

NCAA TOURNAMENT

RECORD VS. OPPONENTS

Opponent	W	L
Arkansas	1	0
Buffalo	1	0
Illinois	1	0
Lafayette	1	0
Loyola Chicago	0	0
Marquette	0	1
Michigan State	0	1
Missouri	0	1
Ohio State	1	0
Pacific	1	0
Purdue	0	1
St. Mary's	1	0
Tennessee	0	0
Texas	0	1
Tulsa	0	1
UCLA	0	1
Villanova	0	1
Western Kentucky	0	1
Wichita State	1	0
Wright State	0	0

RECORD BY SEED

Miami Seed	W	L
No. 2	3	2
No. 3	2	1
No. 5	0	1
No. 6	2	1
No. 7	1	1
No. 8	0	1
No. 11	0	1

RECORD VS. SEED

Opp. Seed	W	L
No. 2	0	2
No. 3	1	1
No. 6	0	1
No. 7	1	1
No. 9	0	1
No. 10	1	1
No. 11	2	0
No. 12	0	1
No. 14	1	0
No. 15	2	0

VS. CONFERENCE (by league as of game date)

Big 12	0	2
BIG EAST	0	2
Big Ten	2	2
Big West	1	0
MAC	1	0
Missouri Valley	1	0
Ohio Valley	0	1
PAC-10	0	1
Patriot	1	0
SEC	1	0
WAC	0	1
West Coast	1	0

Teams in Each of Last 3 NCAA Tournaments (22 total)

Kansas, 29
Duke, 23
Michigan State, 21
Gonzaga, 20
Cincinnati, 8
North Carolina, 8
Wichita State, 7
Arizona, 6
Villanova, 6
Baylor, 5
Kentucky, 5
Providence, 5
Virginia, 5
Xavier, 5
Butler, 4
Purdue, 4
West Virginia, 4
Miami, 3
Iona, 3
Michigan, 3
Seton Hall, 3
South Dakota State, 3



NCAA TOURNAMENT RECORDS

MIAMI TEAM RECORDS

POINTS		
84	vs. Western Kentucky	3/8/60
POINTS - 1ST HALF		
40	vs. Pacific	3/22/13
40	vs. Western Kentucky	3/8/60
POINTS - 2ND HALF		
51	vs. Saint Mary's	
FIELD GOALS MADE		
31	vs. Western Kentucky	3/8/60
FIELD GOAL ATTEMPTS		
79	vs. Western Kentucky	3/8/60
FIELD GOAL PERCENTAGE		
.553 (21-38)	vs. Wichita State	3/19/16
3-POINT FIELD GOALS MADE		
12	vs. Pacific	3/22/13
3-POINT FIELD GOALS ATTEMPTED		
26	vs. Marquette	3/28/13
3-POINT FIELD GOAL PERCENTAGE (Min. 7 made)		
.625 (10-16)	vs. Lafayette	3/12/99
FREE THROWS MADE		
28	vs. Missouri	3/14/02
FREE THROWS ATTEMPTED		
35	vs. Missouri	3/14/02
FREE-THROW PERCENTAGE		
.895 (17-19)	vs. Ohio State	3/19/00
REBOUNDS		
47	vs. Lafayette	3/12/99
47	vs. Saint Mary's	3/21/08
ASSISTS		
20	vs. Lafayette	3/12/99
STEALS		
12	vs. UCLA	3/13/98
BLOCKED SHOTS		
9	vs. Lafayette	3/12/99

MIAMI INDIVIDUAL GAME RECORDS

POINTS		
38	Jack McClinton vs. Saint Mary's	3/21/08
FIELD GOALS MADE		
12	Jack McClinton vs. Saint Mary's	3/21/08
FIELD GOALS ATTEMPTS		
21	Tim James vs. Purdue	3/14/99
FIELD GOAL PERCENTAGE (Min. 7 made)		
.818 (9-11)	Angel Rodriguez vs. Wichita State	3/19/16
3-POINT FIELD GOALS MADE		
9	Johnny Hemsley vs. Lafayette	3/12/99
3-POINT FIELD GOALS ATTEMPTED		
12	Johnny Hemsley vs. Lafayette	3/12/99
3-POINT FIELD GOAL PERCENTAGE (Min. 4 made)		
.750 (9-12)	Johnny Hemsley vs. Lafayette	3/12/99
FREE THROWS MADE		
11	Jack McClinton vs. Saint Mary's	3/21/08
FREE-THROW ATTEMPTS		
13	Sheldon McClellan vs. Buffalo	3/17/16
FREE-THROW PERCENTAGE (Min. 7 made)		
1.000 (11-11)	Jack McClinton vs. Saint Mary's	3/21/08
REBOUNDS		
13	Kamari Murphy vs. Buffalo	3/17/16
ASSISTS		
9	Shane Larkin vs. Pacific	3/22/13
STEALS		
4	Angel Rodriguez vs. Wichita State	3/19/16
4	Kevin Norris vs. UCLA	3/13/98
4	Johnny Hemsley vs. Lafayette	3/12/99
BLOCKED SHOTS		
4	Kamari Murphy vs. Buffalo	3/17/16

OPPONENT TEAM RECORDS

POINTS		
107	Western Kentucky	3/8/60
POINTS - 1ST HALF		
51	Western Kentucky	3/8/60
POINTS - 2ND HALF		
56	Western Kentucky	3/8/60
FIELD GOALS MADE		
41	Western Kentucky	3/8/60
FIELD GOAL ATTEMPTS		
85	Western Kentucky	3/8/60
FIELD GOAL PERCENTAGE		
.627 (32-51)	Villanova	3/24/16
3-POINT FIELD GOALS MADE		
13	Texas	3/28/08
3-POINT FIELD GOALS ATTEMPTED		
27	Illinois	3/24/13
3-POINT FIELD GOAL PERCENTAGE (Min. 7 made)		
.667 (10-15)	Villanova	3/24/16
FREE THROWS MADE		
34	Missouri	3/14/02
FREE THROWS ATTEMPTED		
43	Missouri	3/14/02
FREE-THROW PERCENTAGE		
.947 (18-19)	Villanova	3/24/16
REBOUNDS		
63	Western Kentucky	3/8/60
ASSISTS		
18	Purdue	3/14/99
STEALS		
13	UCLA	3/13/99
BLOCKED SHOTS		
7	Texas	3/23/08

OPPONENT INDIVIDUAL GAME RECORDS

POINTS		
27	Bobby Rascoe (Western Kentucky)	3/8/60
FIELD GOALS MADE		
11	J.R. Henderson (UCLA)	3/13/98
FIELD GOALS ATTEMPTS		
21	Brandon Paul (Illinois)	3/24/13
FIELD GOAL PERCENTAGE (Min. 7 made)		
.889 (8-9)	Nick Ward (Michigan State)	3/17/17
3-POINT FIELD GOALS MADE		
6	4x, last by Patrick Mills (Saint Mary's)	3/21/08
3-POINT FIELD GOALS ATTEMPTED		
14	Patrick Mills (Saint Mary's)	3/21/08
3-POINT FIELD GOAL PERCENTAGE (Min. 4 made)		
.833 (5-6)	Kris Jenkins (Villanova)	3/24/16
FREE THROWS MADE		
10	Clarence Gilbert (Missouri)	3/14/02
FREE-THROW ATTEMPTS		
12	Brandon Kurtz (Tulsa)	3/24/00
FREE-THROW PERCENTAGE (Min. 7 made)		
.909 (10-11)	Clarence Gilbert (Missouri)	3/14/02
REBOUNDS		
16	Harry Todd (Western Kentucky)	3/8/60
16	Damion James (Texas)	3/23/08
ASSISTS		
8	D.J. Augustin (Texas)	3/23/08
STEALS		
4	Fred Vanvleet (Wichita State)	3/19/16
4	Eric Coley (Tulsa)	3/24/00
4	Brian Cardinal (Purdue)	3/14/99
4	Toby Bailey (UCLA)	3/13/98
BLOCKED SHOTS		
4	Ken Johnson (Ohio State)	3/19/00
4	Alonzo Lane (Arkansas)	3/17/00

MIAMI INDIVIDUAL CAREER

GAMES PLAYED		
7	Elton Tyler	1998, 1999, 2000, 2002
GAMES STARTED		
6	Mario Bland	1998, 1999, 2000
6	Vernon Jennings	1998, 1999, 2000
6	John Salmons	1999, 2000, 2002
MINUTES PLAYED (GAMES)		
214	Johnny Hemsley (6)	1998, 1999, 2000
POINTS		
114	Johnny Hemsley (6)	1998, 1999, 2000
FIELD GOALS MADE		
38	Johnny Hemsley (6)	1998, 1999, 2000
FIELD GOAL ATTEMPTS		
85	Johnny Hemsley (6)	1998, 1999, 2000
FIELD GOAL PERCENTAGE, MIN. 10 MADE		
.545 (18-33)	Sheldon McClellan (3)	2016
3-POINT FIELD GOALS MADE		
23	Johnny Hemsley (6)	1998, 1999, 2000
3-POINT FIELD GOALS ATTEMPTED		
47	Johnny Hemsley (6)	1998, 1999, 2000
3-POINT FIELD GOAL PERCENTAGE, MIN. 5 MADE		
.600 (9-15)	Angel Rodriguez (3)	2016
FREE THROWS MADE		
23	Mario Bland (6)	1998, 1999, 2000
FREE THROWS ATTEMPTED		
34	Mario Bland (6)	1998, 1999, 2000
FREE-THROW PERCENTAGE, MIN. 15 MADE		
1.000 (15-15)	Jack McClinton (2)	2008
REBOUNDS		
50	Mario Bland (6)	1998, 1999, 2000
ASSISTS		
39	Vernon Jennings (6)	1998, 1999, 2000
STEALS		
11	Vernon Jennings (6)	1998, 1999, 2000
BLOCKED SHOTS		
7	Kamari Murphy (4)	2016, 2017
7	John Salmons (6)	1999, 2000, 2002

MIAMI'S TOP

NCAA TOURNAMENT PERFORMANCES

POINTS			
38	Jack McClinton	Saint Mary's	3/21/08
31	Johnny Hemsley	Lafayette	3/12/99
28	Angel Rodriguez	Wichita State	3/19/16
26	Sheldon McClellan	Villanova	3/24/16
24	Angel Rodriguez	Buffalo	3/17/16
24	Johnny Hemsley	Ohio State	3/19/00
21	Durand Scott	Pacific	3/22/13
21	Rion Brown	Illinois	3/24/13
20	Sheldon McClellan	Buffalo	3/17/16
20	Johnny Hemsley	Arkansas	3/17/00
REBOUNDS			
13	Kamari Murphy	Buffalo	3/17/16
12	Davon Reed	Buffalo	3/17/16
11	Mario Bland	Ohio State	3/19/99
11	Mario Bland	Purdue	3/14/99
11	Johnny Hemsley	UCLA	3/13/98
ASSISTS			
9	Shane Larkin	Pacific	3/22/13
8	Angel Rodriguez	Villanova	3/24/16
8	Vernon Jennings	Arkansas	3/17/99
7	Vernon Jennings	Tulsa	3/24/00
7	Vernon Jennings	UCLA	3/13/98



THE LAST TIME ...

Player Scored 30 Points

Miami Bruce Brown (30) vs. North Carolina, 1/28/17
Opponent Joel Berry (31) at North Carolina, 2/27/18

Player Scored 35 Points

Miami Jack McClinton (35) vs. North Carolina, 3/15/09
Opponent Xavier Rathan-Mayes (35) vs. Florida State, 2/25/15

Player Scored 40 Points

Miami Darius Rice (43) vs. Connecticut, 1/20/03
Opponent Sean Singletary (41), Virginia, 3/1/08

Two Players Scored 20 Points

Miami Lonnie Walker IV (23), DJ Vasiljevic (20), at Florida State, 1/27/18
Opponent Jerome Robinson (29), Ky Bowman (24), at Boston College, 2/10/18

Three Players Scored 20 Points

Miami Dwayne Collins (23), Brian Asbury (21), Jack McClinton (20) vs. Virginia Tech, 1/25/09
Opponent Travis Mays (40), Alvin Heggs (22), Lance Blanks (21), Texas, 2/22/89

Five (not 5+) Players Scored in Double Figures

Miami Lonnie Walker IV (19), Ja'Quan Newton (16), Chris Lykes (13), Sam Waardenburg (12), Dewan Huell (10) vs. Wake Forest, 2/7/18
Opponent Justin Robinson (15), Chris Clarke (13), Ahmed Hill (12), Seth Allen (10), Zach LeDay (10) vs. Virginia Tech, 2/9/17

Six (not 6+) Players Scored in Double Figures

Miami Chris Lykes (18), Ja'Quan Newton (15), Dewan Huell (14), Lonnie Walker (13), Ebuka Izundu (12), DJ Vasiljevic (10) at North Carolina, 2/27/18
Opponent Phil Cofer (21), Braian Angola (18), CJ Walker (17), Terance Mann (14), MJ Walker (13), Christ Koumadje (13) at Florida State, 1/27/18

Seven+ Players Scored in Double Figures

Miami Sheldon McClellan (18), Ja'Quan Newton (15), James Palmer (14), Ebuka Izundu (11) Angel Rodriguez (11), Ivan Cruz Uceda (10), Anthony Lawrence Jr. (10) vs. Mississippi State 11/19/15

Player Grabbed 15 Rebounds

Miami Kamari Murphy (15), at Duke, 1/21/17
Opponent Brice Johnson (15) vs. North Carolina, 2/20/16

Two Players Grabbed 10 Rebounds

Miami Dewan Huell (12) and Bruce Brown (11), vs. Louisville, 1/24/18
Opponent Luke Maye (13) and Theo Pinson (11), vs. North Carolina, 3/9/18

Three Players Grabbed 10 Rebounds

Miami Mark Richardson (11), Eric Brown (10), Joe Wylie (10) vs. FIU, 3/6/89
Opponent Matt Harpring (12), Dion Glover (10), Michael Maddox (10), Georgia Tech, 12/27/97

Player Had 10 Assists

Miami Bruce Brown (10), vs. Gardner-Webb, 11/10/17
Opponent John Gillon (11), at Syracuse, 1/4/17

Player Had 10 Blocks

Miami Anthony King (10) vs. Florida Atlantic, 11/29/04
Opponent Jarvis Varnado (10), Mississippi State, 12/13/07

Player Had a Double-Double

Miami Anthony Lawrence II (25 pts, 13 reb), at Virginia Tech, 2/3/18
Opponent Theo Pinson (25 pts, 11 reb) vs. North Carolina, 3/8/18

Player Had a Triple-Double

Miami Bruce Brown (10 pts, 11 reb, 11 ast), vs. Gardner-Webb, 11/10/17
Opponent Brendan Haywood (18 pts, 14 reb, 10 blks), North Carolina, 12/4/00

Two Players Had Double-Doubles

Miami Kamari Murphy (11 pts, 13 reb) and Davon Reed (10 pts, 12 reb) vs. Buffalo, 3/17/16
Opponent Theo Pinson (25 pts, 11 assts) & Luke Maye (14 pts, 10 reb), at UNC, 2/27/18

Team Scored 100 Points

Miami 105, vs. Mississippi State, 11/19/15
Opponent 103, at Florida State, 1/27/18

Team Scored 90-99 Points

Miami 91, at North Carolina, 2/27/18
Opponent 96, at Wake Forest, 1/18/17

Team Scored 50 Points in a Half

Miami 52 (2nd half) vs. Wake Forest, 2/7/18
Opponent 50 (2nd half) vs. North Carolina, 3/9/18

Team Shot 50 Percent in Both Halves

Miami .562 (18-32) / .533 (16-30), at North Carolina, 2/27/18
Opponent .552 (16-29) / .536 (15-28), at North Carolina, 2/27/18

Team Shot 60 Percent in a Half

Miami .600 (21-35), second half, at NC State, 1/21/18
Opponent .655 (19-29), first half, vs. Boston College, 2/24/18

Team Shot 70 Percent in a Half

Miami .720 (18-25), second half, vs. Middle Tennessee, 12/25/17

Team Shot 60 Percent in a Game

Miami .600 (30-50), vs. Middle Tennessee, 12/25/17
Opponent .600 (33-55), at Florida State, 1/27/18

Team Shot Less Than 30 Percent in a Game

Miami .293 (12-41), vs. Eastern Kentucky, 12/19/14
Opponent .290 (18-62), vs. South Carolina State, 12/6/16

Team Won by 50+ Points

Miami 50, vs. Nova Southeastern, 11/16/09
Opponent 53, by Notre Dame, 2/22/86

Team won by 40-49 Points

Miami 49, vs. Western Carolina, 11/11/16
Opponent 41, at North Carolina, 1/31/07

Team Won by 30-39 Points

Miami 31, vs. Florida A&M, 11/16/17
Opponent 32, at Charlotte, 11/28/00

Overtime

Miami won in overtime 78-75 (OT) vs. Louisville, 1/24/18
Miami lost in overtime 103-94 (OT) at Florida State, 1/27/18

Rankings

Miami defeated a ranked opponent 91-88 at No. 9 North Carolina, 2/27/18
Miami lost to a ranked opponent 82-65 vs. No. xxx North Carolina, 3/9/18
Miami defeated a top 5 opponent 64-61 vs. No. 3 Virginia, 2/22/16
Miami lost to a top 5 opponent 59-50 vs. No. 1 Virginia, 2/13/18

THE LAST TIME A MIAMI FRESHMAN ...

Scored 30 Points: Bruce Brown (30), vs. North Carolina, 1/28/17

Scored 20+ Points: Lonnie Walker IV (23), at Florida State, 1/27/18

Perfect from Field (5+ att): Reggie Johnson (RS), 8-of-8, vs. Wake Forest, 3/11/10

Perfect from 3-Pt (3+ att): Anthony Lawrence, 4-of-4, vs. Notre Dame, 2/3/16

10+ Rebounds: Bruce Brown, 12, vs. George Washington, 12/22/16

10+ Assists: Bruce Brown, 10, vs. South Carolina State, 12/6/16

5-9 Assists: Chris Lykes, 5, vs. Pitt, 1/31/18

5+ Steals: Shane Larkin, 6, vs. North Carolina, 1/10/12

4+ Blocks: Raphael Akpejori, 4, McNeese State, 11/24/10

Double-Double: Bruce Brown (14 pts, 12 reb), vs. George Washington, 12/22/16

Triple-Double: Bruce Brown (11 pts, 11 reb, 10 ast), vs. South Carolina State, 12/6/16

JIM LARRAÑAGA

7TH SEASON AT MIAMI, 34TH SEASON AS HEAD COACH

COACHING EXPERIENCE

Head Coach

2011- Miami
1997-2011 George Mason
1986-97 Bowling Green
1977-79 American International

Assistant Coach

1979-86 Virginia
1971-76 Davidson

Player/Coach

1977 Geronemo Basketball Club (Belgium)

IN THE HISTORY BOOKS

- 12th winningest active Division I head coach (631 wins)
- 17th in career wins in ACC games (84)
- 21st in career wins while in ACC (161)

PLAYING CAREER

Geronemo Basketball Club (Belgium) 1976-77
Providence College, 1967-71
Archbishop Molloy, 1963-67

COACHING HONORS

AP, Naismith, Iba, Rupp Coach of the Year, 2013
NABC All-District II, 2013
USBWA District IV Coach of the Year, 2013, 2016
Clair Bee National Coach of the Year, 2006
ACC Coach of the Year, 2013, 2016
CAA Coach of the Year, 1999, 2011
MAC Coach of the Year, 1997

TEAM HONORS

Nine NCAA tournament appearances

1999, 2001, 2006, 2008, 2011, 2013, 2016, 2017, 2018

Three Sweet 16 appearances ('06, '13, '16), One Final Four ('06)

Eight postseason NIT appearances

1990, 1991, 1997, 2002, 2004, 2009, 2012, 2015

12 20-win seasons

PERSONAL

Hometown Bronx, N.Y.

Born Oct. 2, 1949

Family Wife: Liz, Sons: Jay and Jon

Grandchildren: Tia, James, Jon Temple, Henry

Education Providence College, 1971, B.A. Economics

Archbishop Molloy High School, 1967

NOTABLE COLLEGE PLAYERS COACHED

Shane Larkin (Miami) - Currently with Boston Celtics; 2013 NBA first-round draft pick (18th overall), 2013 ACC Player of the Year, ACC Tournament MVP, finalist for Cousy, Naismith & Wooden awards, All-ACC First Team and All-ACC Defensive Team, Lute Olson National Player of the Year, AP and NABC All-American (Second team)

Sheldon Mac (formerly McClellan) (Miami) - currently a free agent, formerly with Washington Wizards; 2016 All-ACC Second Team, ACC Tournament Second Team

Davon Reed (Miami) - Currently with Phoenix Suns; 32nd pick in 2017 NBA Draft, 2017 All-ACC Third Team

Durand Scott (Miami) - 2013 ACC Defensive Player of the Year, 2013 All-ACC Third Team, 2013 ACC Tournament First Team

George Evans (George Mason) - Three-time CAA Player of the Year, CAA Rookie of the Year, three-time CAA Defensive Player of the Year, three-time CAA All-Defensive Team

Antonio Daniels (Bowling Green) - Played 13 seasons in NBA; 1997 MAC Player of the Year, 1994 MAC Freshman of Year

NOTABLE NBA PLAYERS COACHED

Lance Blanks (UVA)	Frank Booker (BGSU)	Rick Carlisle (UVA)
Antonio Daniels (BGSU)	Jeff Jones (UVA)	Andrew Kennedy (UVA)
Jeff Lamp (UVA)	Shane Larkin (UM)	Lewis Latimore (UVA)
Sheldon Mac (UM)	Jason Miskiri (GMU)	Olden Polynice (UVA)
Lee Raker (UVA)	Davon Reed (UM)	Ralph Sampson (UVA)
Tom Sheehey (UVA)	Clinton Venable (BGSU)	Othell Wilson (UVA)

STUDENT-ATHLETE HONORS

At Miami

- One All-American
- One USBWA All-District IV selection
- One Basketball Times All-District
- One ACC Player of the Year
- One ACC Defensive Player of the Year
- One ACC Tournament MVP
- 14 All-ACC postseason selections
- Five ACC All-Defensive Team selections
- One ACC All-Rookie Team selection
- Four ACC Academic Honor Roll picks
- Seven ACC Players of the Week
- One ACC Rookie of the Week
- Six ACC All-Tournament team selections
- Two NIT All-Tournament Team picks
- Two NABC Honors Court selections

Prior to Miami

- Two All-Americans
- 28 All-CAA selections
- Nine CAA All-Defensive Team picks
- Eight CAA All-Rookie Team picks
- Three Dean Ehlers Award winners (given to CAA player who best meets criteria of academic achievement, leadership and community service)
- 12 All-MAC selections
- Two MAC Freshman of Year selections
- Four MAC All-Freshman Team picks

YEAR-BY-YEAR

Year	School	Overall	Conference		
		W-L	W-L	Finish	Postseason
1977-78	American International	14-13			
1978-79	American International	13-13			
1986-87	Bowling Green	15-14	10-6	3	
1987-88	Bowling Green	12-16	7-9	t-5	
1988-89	Bowling Green	13-15	6-10	t-6	
1989-90	Bowling Green	18-11	9-7	t-3	NIT First Round (0-1)
1990-91	Bowling Green	17-13	9-7	t-4	NIT First Round (0-1)
1991-92	Bowling Green	14-15	8-8	5	
1992-93	Bowling Green	11-16	8-10	t-6	
1993-94	Bowling Green	18-10	12-6	t-2	
1994-95	Bowling Green	16-11	10-8	t-5	
1995-96	Bowling Green	14-13	9-9	t-6	
1996-97	Bowling Green	22-10	13-5	t-1	NIT First Round (0-1)
1997-98	George Mason	9-18	6-10	6	
1998-99	George Mason	19-11	13-3	1	NCAA First Round (0-1)
1999-00	George Mason	19-11	12-4	t-1	
2000-01	George Mason	18-12	11-5	3	NCAA First Round (0-1)
2001-02	George Mason	19-10	13-5	2	NIT First Round (0-1)
2002-03	George Mason	16-12	11-7	4	
2003-04	George Mason	23-10	12-6	3	NIT Third Round (2-1)
2004-05	George Mason	16-13	10-8	6	
2005-06	George Mason	27-8	15-3	t-1	NCAA Final Four (4-1)
2006-07	George Mason	18-15	9-9	5	
2007-08	George Mason	23-11	12-6	2	NCAA First Round (0-1)
2008-09	George Mason	22-11	13-5	2	NIT First Round (0-1)
2009-10	George Mason	17-15	12-6	4	CIT First Round (0-1)
2010-11	George Mason	27-7	16-2	1	NCAA Second Round (1-1)
2011-12	Miami	20-13	9-7	t-4	NIT Second Round (1-1)
2012-13	Miami	29-7	15-3	1	NCAA Sweet 16 (2-1)
2013-14	Miami	17-16	7-11	10	
2014-15	Miami	25-13	10-8	6	NIT Championship Game (4-1)
2015-16	Miami	27-8	13-5	t-2	NCAA Sweet 16 (2-1)
2016-17	Miami	21-12	10-8	t-7	NCAA First Round (0-1)
2017-18	Miami	22-9	11-7	t-3	NCAA Tournament
Overall		631-412	341-213		

2 years American International 27-26 (.509)

11 years Bowling Green 170-144 (.541)

14 years George Mason 273-164 (.625)

7 years Miami 161-78 (.674)

34 years 631-412 (.604)



			Total				3-Point		F-Throw		Rebounds															
##	Player	gp-gs	min	avg	fg-fga	fg%	3fg-fga	3fg%	ft-fa	ft%	off	def	tot	avg	pf	dq	a	to	blk	stl	pts	avg				
04	Lonnie Walker	31-17	850	27.4	127-306	.415	54-156	.346	48-64	.750	13	68	81	2.6	50	2	61	34	14	30	356	11.5				
20	Dewan Huell	31-31	800	25.8	142-248	.573	0-3	.000	70-100	.700	64	142	206	6.6	60	0	13	42	28	16	354	11.4				
11	Bruce Brown	19-19	640	33.7	78-188	.415	16-60	.267	44-70	.629	25	110	135	7.1	43	1	76	43	15	25	216	11.4				
02	Chris Lykes	31-9	660	21.3	97-238	.408	47-137	.343	56-78	.718	2	31	33	1.1	67	0	73	57	1	23	297	9.6				
01	DJ Vasiljevic	31-20	709	22.9	100-226	.442	66-162	.407	14-16	.875	14	61	75	2.4	49	0	13	16	2	13	280	9.0				
03	Anthony Lawrence	31-30	952	30.7	98-211	.464	38-88	.432	43-63	.683	44	161	205	6.6	76	1	73	51	31	44	277	8.9				
00	Ja'Quan Newton	31-25	817	26.4	104-237	.439	7-27	.259	56-91	.615	15	61	76	2.5	48	0	83	57	4	29	271	8.7				
15	Ebuka Izundu	31-2	452	14.6	71-101	.703	0-0	.000	13-30	.433	53	62	115	3.7	73	1	7	25	19	14	155	5.0				
21	Sam Waardenburg	20-0	295	14.8	24-58	.414	14-32	.438	7-8	.875	25	32	57	2.9	31	0	13	13	8	9	69	3.5				
14	Rodney Miller	15-0	52	3.5	8-14	.571	0-0	.000	2-12	.167	3	4	7	0.5	7	0	0	3	1	0	18	1.2				
05	Mike Robinson	7-1	12	1.7	1-4	.250	1-3	.333	0-0	.000	0	0	0	0.0	1	0	1	0	0	0	3	0.4				
35	Chris Stowell	7-1	11	1.6	0-1	.000	0-1	.000	1-2	.500	0	1	1	0.1	0	0	0	0	0	0	1	0.1				
	Team										51	38	89		1			10			2					
	Total.....	31	6250		850-1832	.464	243-669	.363	354-534	.663	309	771	1080	34.8	506	5	413	351	123	203	2299	74.2				
	Opponents.....	31	6250		768-1786	.430	207-634	.326	364-508	.717	304	756	1060	34.2	512	8	404	402	105	176	2109	68.0				

Score by Periods	1st	2nd	OT	Totals
Miami (FL)	1066	1213	20	2299
Opponents	934	1149	26	2109

Date	Opponent		Score	Att.
11/10/17	GARDNER-WEBB	W	77-45	7073
11/12/17	NAVY	W	89-55	6611
11/16/17	FLORIDA A&M	W	90-59	6735
1 11/22/17	vs La Salle	W	57-46	6735
11/25/17	NORTH FLORIDA	W	86-65	7189
11/29/17	at Minnesota	W	86-81	14625
2 12/02/17	vs Princeton	W	80-52	8426
12/05/17	BOSTON UNIVERSITY	W	69-54	6893
12/16/17	at George Washington	W	59-50	3862
3 12/22/17	at Hawai'i	W	75-57	7669
3 12/23/17	vs New Mexico State	L	54-63	5946
3 12/25/17	vs Middle Tennessee	W	84-81	6062
* 12/30/17	at Pitt	W	67-53	5307
* 01/03/18	at Georgia Tech	L	54-64	5568
* 01/07/18	FLORIDA STATE	W	80-74	7647
* 01/13/18	at Clemson	L	63-72	9000
* 01/15/18	DUKE	L	75-83	7972
* 01/21/18	at NC State	W	86-81	17265
* 01/24/18	LOUISVILLE	Wot	78-75	7190
* 01/27/18	at Florida State	Lot	94-103	11675
* 01/31/18	PITT	W	69-57	7169
* 02/03/18	at Virginia Tech	W	84-75	9275
* 02/07/18	WAKE FOREST	W	87-81	6774
* 02/10/18	at Boston College	L	70-72	7740
* 02/13/18	VIRGINIA	L	50-59	7333
* 02/17/18	SYRACUSE	L	55-62	6879
* 02/19/18	at Notre Dame	W	77-74	9149
* 02/24/18	BOSTON COLLEGE	W	79-78	7010
* 02/27/18	at North Carolina	W	91-88	20251
* 03/03/18	VIRGINIA TECH	W	69-68	7164
4 03/08/18	vs North Carolina	L	65-82	17732

4 = ACC Tournament, Brooklyn, N.Y.



2017-18 Miami Men's Basketball
Miami (FL) Combined Team Statistics (as of Mar 03, 2018)
ACC games only

RECORD:	OVERALL	HOME	AWAY	NEUTRAL
ALL GAMES	11-7	6-3	5-4	0-0
CONFERENCE	11-7	6-3	5-4	0-0
NON-CONFERENCE	0-0	0-0	0-0	0-0

##	Player	gp-gs	min	avg	Total		3-Point		F-Throw		Rebounds										pts	avg
					fg-fga	fg%	3fg-fga	3fg%	ft-fa	ft%	off	def	tot	avg	pf	dq	a	to	blk	stl		
04	Lonnie Walker	18-15	568	31.6	86-208	.413	39-108	.361	34-42	.810	7	35	42	2.3	35	2	41	21	11	20	245	13.6
02	Chris Lykes	18-8	441	24.5	66-157	.420	30-90	.333	53-72	.736	1	19	20	1.1	39	0	56	40	1	11	215	11.9
11	Bruce Brown	8-8	273	34.1	32-81	.395	6-24	.250	24-34	.706	13	41	54	6.8	23	1	26	22	11	13	94	11.8
20	Dewan Huell	18-18	482	26.8	72-138	.522	0-2	.000	38-54	.704	42	82	124	6.9	36	0	8	28	13	9	182	10.1
03	Anthony Lawrence	18-17	584	32.4	63-141	.447	23-56	.411	24-34	.706	24	102	126	7.0	42	0	41	31	16	33	173	9.6
01	DJ Vasiljevic	18-8	374	20.8	49-115	.426	34-86	.395	4-5	.800	10	28	38	2.1	26	0	8	10	0	7	136	7.6
00	Ja'Quan Newton	18-12	438	24.3	48-116	.414	3-11	.273	34-54	.630	12	26	38	2.1	30	0	47	30	1	15	133	7.4
15	Ebuka Izundu	18-2	252	14.0	43-59	.729	0-0	.000	5-12	.417	25	33	58	3.2	42	1	1	9	7	9	91	5.1
21	Sam Waardenburg	13-0	217	16.7	16-35	.457	12-26	.462	7-8	.875	14	25	39	3.0	24	0	9	7	5	8	51	3.9
35	Chris Stowell	1-1	1	1.0	0-0	.000	0-0	.000	1-2	.500	0	0	0	0.0	0	0	0	0	0	0	1	1.0
14	Rodney Miller	7-0	19	2.7	2-5	.400	0-0	.000	1-5	.200	2	1	3	0.4	3	0	0	1	1	0	5	0.7
05	Mike Robinson	1-1	1	1.0	0-1	.000	0-1	.000	0-0	.000	0	0	0	0.0	0	0	0	0	0	0	0	0.0
Team											34	17	51		1		5				2	
Total.....		18	3650		477-1056	.452	147-404	.364	225-322	.699	184	409	593	32.9	301	4	237	204	66	125	1328	73.8
Opponents.....		18	3650		477-998	.478	132-361	.366	231-333	.694	158	440	598	33.2	295	5	260	228	71	106	1319	73.3

LAST 5 GAMES

RECORD:	OVERALL	HOME	AWAY	NEUTRAL
ALL GAMES	4-1	2-0	2-0	0-1
CONFERENCE	4-0	2-0	2-0	0-0
NON-CONFERENCE	0-1	0-0	0-0	0-1

##	Player	gp-gs	min	avg	Total		3-Point		F-Throw		Rebounds										pts	avg
					fg-fga	fg%	3fg-fga	3fg%	ft-fa	ft%	off	def	tot	avg	pf	dq	a	to	blk	stl		
04	Lonnie Walker	5-5	171	34.2	27-64	.422	12-31	.387	1-4	.250	0	13	13	2.6	4	0	15	4	1	5	67	13.4
02	Chris Lykes	5-2	122	24.4	20-44	.455	7-22	.318	16-20	.800	0	4	4	0.8	15	0	16	12	0	6	63	12.6
20	Dewan Huell	5-5	119	23.8	20-38	.526	0-0	.000	11-16	.688	9	22	31	6.2	12	0	2	8	1	3	51	10.2
00	Ja'Quan Newton	5-5	152	30.4	20-49	.408	3-4	.750	8-12	.667	2	10	12	2.4	8	0	13	10	1	2	51	10.2
03	Anthony Lawrence	5-4	154	30.8	16-38	.421	7-19	.368	7-9	.778	4	26	30	6.0	10	0	12	7	6	7	46	9.2
01	DJ Vasiljevic	5-0	81	16.2	16-27	.593	11-18	.611	0-0	.000	1	6	7	1.4	9	0	2	4	0	1	43	8.6
15	Ebuka Izundu	5-2	84	16.8	18-23	.783	0-0	.000	3-5	.600	13	14	27	5.4	15	0	2	2	3	4	39	7.8
21	Sam Waardenburg	5-0	102	20.4	6-17	.353	3-11	.273	0-0	.000	8	10	18	3.6	13	0	9	3	4	2	15	3.0
14	Rodney Miller	3-0	11	3.7	2-3	.667	0-0	.000	1-5	.200	1	0	1	0.3	2	0	0	0	0	0	5	1.7
35	Chris Stowell	2-1	2	1.0	0-0	.000	0-0	.000	1-2	.500	0	0	0	0.0	0	0	0	0	0	0	1	0.5
05	Mike Robinson	2-1	2	1.0	0-2	.000	0-2	.000	0-0	.000	0	0	0	0.0	1	0	0	0	0	0	0	0.0
Team											11	3	14				1					
Total.....		5	1000		145-305	.475	43-107	.402	48-73	.658	49	108	157	31.4	89	0	71	51	16	30	381	76.2
Opponents.....		5	1000		141-283	.498	39-109	.358	69-101	.683	51	125	176	35.2	75	1	87	56	17	28	390	78.0



2017-18 Miami Men's Basketball
Miami (FL) Game-by-Game Highs (as of Mar 09, 2018)
All games

Opponent	Date	Score	Points	Rebounds	Assists	Steals	Blocked shots
GARDNER-WEBB	11/10/17	77-45	14-Dewan Huell Ebuka Izundu	11-Bruce Brown	10-Bruce Brown	2-Anthony Lawrence	2-Dewan Huell
NAVY	11/12/17	89-55	16-DJ Vasiljevic	10-Dewan Huell	6-Bruce Brown	2-DJ Vasiljevic Chris Lykes	2-Anthony Lawrence Ebuka Izundu
FLORIDA A&M	11/16/17	90-59	15-Ja'Quan Newton DJ Vasiljevic Bruce Brown	8-Bruce Brown	4-Bruce Brown Chris Lykes Ja'Quan Newton	2-Dewan Huell Bruce Brown	3-Ebuka Izundu
vs La Salle	11/22/17	57-46	16-Dewan Huell	11-Bruce Brown	5-Anthony Lawrence	2-Ja'Quan Newton Lonnie Walker	3-Anthony Lawrence
NORTH FLORIDA	11/25/17	86-65	14-Anthony Lawrence Bruce Brown	7-Bruce Brown Ebuka Izundu	4-Chris Lykes Bruce Brown	3-Anthony Lawrence Bruce Brown	1-Sam Waardenburg
at Minnesota	11/29/17	86-81	23-Dewan Huell	9-Bruce Brown	9-Ja'Quan Newton	3-Chris Lykes	2-Ebuka Izundu
vs Princeton	12/02/17	80-52	20-DJ Vasiljevic	10-Anthony Lawrence	5-Ja'Quan Newton	3-Ja'Quan Newton	2-Anthony Lawrence
BOSTON UNIVERSITY	12/05/17	69-54	26-Lonnie Walker	7-Lonnie Walker	6-Anthony Lawrence	3-Ja'Quan Newton	3-Dewan Huell
at George Washington	12/16/17	59-50	15-Dewan Huell	12-Dewan Huell	3-Lonnie Walker Ja'Quan Newton Anthony Lawrence Bruce Brown	3-Bruce Brown	1-Lonnie Walker Ebuka Izundu Anthony Lawrence Dewan Huell
at Hawai'i	12/22/17	75-57	16-Ja'Quan Newton Dewan Huell	6-Dewan Huell	8-Bruce Brown	2-Lonnie Walker	2-Dewan Huell Ebuka Izundu
vs New Mexico State	12/23/17	54-63	15-DJ Vasiljevic	9-Dewan Huell	1-DJ Vasiljevic Dewan Huell Anthony Lawrence Bruce Brown	1-Ebuka Izundu	2-Dewan Huell Anthony Lawrence
vs Middle Tennessee	12/25/17	84-81	21-Dewan Huell	6-Bruce Brown	6-Ja'Quan Newton	2-Bruce Brown	1-Bruce Brown Dewan Huell Anthony Lawrence
at Pitt	12/30/17	67-53	12-Anthony Lawrence	7-Dewan Huell	4-Ja'Quan Newton	2-DJ Vasiljevic Ja'Quan Newton	3-Anthony Lawrence
at Georgia Tech	01/03/18	54-64	13-Dewan Huell	12-Anthony Lawrence	5-Chris Lykes	3-Bruce Brown	4-Bruce Brown
FLORIDA STATE	01/07/18	80-74	23-Bruce Brown	12-Anthony Lawrence	4-Ja'Quan Newton DJ Vasiljevic	2-DJ Vasiljevic	2-Dewan Huell
at Clemson	01/13/18	63-72	16-Lonnie Walker Anthony Lawrence	7-Dewan Huell Bruce Brown Lonnie Walker	2-Dewan Huell	2-Bruce Brown Anthony Lawrence Dewan Huell	2-Bruce Brown
DUKE	01/15/18	75-83	19-Lonnie Walker	13-Dewan Huell	2-Bruce Brown Ja'Quan Newton Lonnie Walker Chris Lykes	5-Anthony Lawrence	2-Anthony Lawrence
at NC State	01/21/18	86-81	19-Bruce Brown	4-DJ Vasiljevic Bruce Brown	9-Bruce Brown	2-Lonnie Walker Ja'Quan Newton	1-Chris Lykes Dewan Huell
LOUISVILLE	01/24/18	78-75	25-Lonnie Walker	12-Dewan Huell	4-Chris Lykes	3-Bruce Brown	3-Bruce Brown
at Florida State	01/27/18	94-103	23-Lonnie Walker	7-Bruce Brown	5-Lonnie Walker Chris Lykes Bruce Brown	2-Dewan Huell Anthony Lawrence	1-Bruce Brown Lonnie Walker Ebuka Izundu
PITT	01/31/18	69-57	16-Lonnie Walker	10-Anthony Lawrence	5-Chris Lykes	2-Anthony Lawrence	1-Ebuka Izundu
at Virginia Tech	02/03/18	84-75	25-Anthony Lawrence	13-Anthony Lawrence	4-Ja'Quan Newton	2-Lonnie Walker	3-Anthony Lawrence
WAKE FOREST	02/07/18	87-81	19-Lonnie Walker	10-Dewan Huell	5-Chris Lykes	3-Anthony Lawrence	3-Lonnie Walker
at Boston College	02/10/18	70-72	17-DJ Vasiljevic	9-Anthony Lawrence	4-Anthony Lawrence	3-Sam Waardenburg	1-Dewan Huell Anthony Lawrence
VIRGINIA	02/13/18	50-59	19-Chris Lykes	7-Anthony Lawrence	2-Anthony Lawrence Lonnie Walker	2-Anthony Lawrence	1-Dewan Huell Anthony Lawrence Ebuka Izundu



2017-18 Miami Men's Basketball
Miami (FL) Game-by-Game Highs (as of Mar 09, 2018)
All games

Opponent	Date	Score	Points	Rebounds	Assists	Steals	Blocked shots
SYRACUSE	02/17/18	55-62	14-Chris Lykes	10-Dewan Huell	5-Anthony Lawrence	3-Anthony Lawrence	1-Sam Waardenburg Dewan Huell
at Notre Dame	02/19/18	77-74	19-Lonnie Walker	8-Ebuka Izundu	6-Anthony Lawrence	3-Ebuka Izundu	2-Ebuka Izundu
BOSTON COLLEGE	02/24/18	79-78	16-Dewan Huell	9-Anthony Lawrence Dewan Huell	4-Lonnie Walker	1-Chris Lykes Dewan Huell Anthony Lawrence Ja'Quan Newton	1-Anthony Lawrence Lonnie Walker
at North Carolina	02/27/18	91-88	18-Chris Lykes	8-Dewan Huell	4-Chris Lykes Sam Waardenburg	2-Sam Waardenburg	1-Dewan Huell Sam Waardenburg
VIRGINIA TECH	03/03/18	69-68	16-DJ Vasiljevic	6-Anthony Lawrence	7-Chris Lykes	2-Chris Lykes Anthony Lawrence Lonnie Walker	2-Anthony Lawrence
vs North Carolina	03/08/18	65-82	17-Ja'Quan Newton	7-Dewan Huell Ja'Quan Newton	3-Sam Waardenburg Lonnie Walker	1-Anthony Lawrence Lonnie Walker Dewan Huell Chris Lykes	3-Anthony Lawrence

2017-18 Miami Men's Basketball
Miami (FL) Team Game-by-Game Comparison (as of Mar 09, 2018)
All games

Opponent	1st	2nd	Score	Mar	Total FG	FG Pct	3-Pointers	3FG Pct	Free Throws	FT Pct	Rebounds	Assist	T/Over	Block	Steal	Fouls
GARDNER-WEBB	27/23	50/22	77-45	+32	30-60/20-63	.500/.317	7-26/4-16	.269/.250	10-21/1-6	.476/.167	48/36 +12	21/10	12/14	3/0	5/5	15/19
NAVY	41/24	48/31	89-55	+34	35-64/21-63	.547/.333	9-23/6-21	.391/.286	10-16/7-9	.625/.778	42/33 +9	15/14	12/16	7/2	9/7	12/15
FLORIDA A&M	46/22	44/37	90-59	+31	34-58/24-59	.586/.407	12-26/5-16	.462/.313	10-22/6-6	.455/1000	36/28 +8	15/12	12/19	5/2	8/6	12/18
La Salle	19/19	38/27	57-46	+11	22-60/15-52	.367/.288	5-15/0-15	.333/.000	8-14/16-17	.571/.941	40/38 +2	10/3	10/15	5/3	6/4	16/18
NORTH FLORIDA	38/25	48/40	86-65	+21	33-66/23-59	.500/.390	3-15/8-26	.200/.308	17-23/11-12	.739/.917	39/32 +7	16/10	14/20	1/1	9/8	16/18
Minnesota	36/36	50/45	86-81	+5	35-69/28-63	.507/.444	10-25/5-16	.400/.313	6-11/20-26	.545/.769	34/41 (7)	20/12	8/12	4/12	8/4	20/13
Princeton	38/20	42/32	80-52	+28	30-60/19-61	.500/.311	14-25/8-32	.560/.250	6-9/6-9	.667/.667	39/31 +8	16/10	12/11	4/2	5/5	15/13
BOSTON UNIVERSITY	30/30	39/24	69-54	+15	25-48/21-65	.521/.323	11-21/7-25	.524/.280	8-15/5-8	.533/.625	35/32 +3	10/11	15/13	6/0	6/9	13/16
George Washington	32/15	27/35	59-50	+9	25-61/19-63	.410/.302	5-21/4-18	.238/.222	4-8/8-12	.500/.667	39/44 (5)	13/8	8/11	4/3	6/6	14/12
Hawai'i	33/33	42/24	75-57	+18	30-57/21-50	.526/.420	5-13/8-23	.385/.348	10-13/8-23	.769/.700	31/26 +5	11/13	9/16	5/0	6/3	15/17
New Mexico State	25/29	29/34	54-63	(9)	18-53/24-67	.340/.358	2-18/7-25	.111/.280	16-22/8-13	.727/.615	38/43 (5)	4/7	14/8	4/1	1/6	17/19
Middle Tennessee	34/29	50/52	84-81	+3	30-50/27-52	.600/.519	7-18/7-15	.389/.467	17-25/20-24	.680/.833	25/26 (1)	14/15	13/11	3/0	5/2	20/26
Pitt	30/19	37/34	67-53	+14	27-55/19-47	.491/.404	5-14/4-16	.357/.250	8-9/11-13	.889/.846	31/23 +8	11/10	15/19	8/3	8/5	12/14
Georgia Tech	28/28	26/36	54-64	(10)	21-56/23-59	.375/.330	4-19/1-10	.211/.100	8-11/17-23	.727/.739	39/38 +1	12/8	18/11	7/5	7/13	18/13
FLORIDA STATE	45/32	35/42	80-74	+6	26-51/25-69	.510/.362	5-16/5-24	.313/.208	23-32/17-26	.719/.654	32/44 (12)	15/10	15/15	2/5	6/11	20/22
Clemson	30/34	33/38	63-72	(9)	24-63/22-50	.381/.440	6-23/12-21	.261/.571	9-18/16-17	.500/.941	37/36 +1	5/13	8/12	5/7	10/2	18/16
DUKE	40/42	35/41	75-83	(8)	29-78/31-56	.372/.554	9-25/11-21	.360/.524	8-10/10-21	.800/.476	38/43 (5)	10/18	11/19	2/5	13/8	16/10
NC State	36/32	50/49	86-81	+5	34-59/31-57	.576/.544	10-19/7-18	.526/.389	8-12/12-16	.667/.750	24/29 (5)	26/22	10/15	2/3	9/4	16/12
LOUISVILLE	37/38	32/31	78-75	+3	24-65/27-65	.369/.415	6-22/5-22	.273/.227	22-31/16-25	.710/.640	49/38 +11	13/8	14/11	7/10	8/9	19/22
Florida State	39/44	44/39	94-103	(9)	34-68/33-55	.500/.600	17-34/9-19	.500/.474	9-13/28-39	.692/.718	29/35 (6)	17/16	7/7	3/2	4/2	25/15
PITT	34/25	35/32	69-57	+12	23-55/22-53	.418/.415	6-22/10-30	.273/.333	17-23/3-3	.739/1000	39/24 +15	15/16	8/11	1/2	3/3	11/19
Virginia Tech	44/32	40/43	84-75	+9	29-57/29-60	.509/.483	10-21/8-22	.476/.364	16-23/9-17	.696/.529	41/28 +13	9/13	13/9	7/3	4/4	16/17
WAKE FOREST	35/31	52/50	87-81	+6	26-55/31-65	.473/.477	9-22/9-22	.409/.409	26-37/10-15	.703/.667	33/35 (2)	14/18	9/13	5/2	7/6	15/26
Boston College	44/43	26/29	70-72	(2)	23-53/25-50	.434/.500	10-27/7-19	.370/.368	14-20/15-19	.700/.789	32/32 -	11/14	15/16	2/6	8/7	20/18
VIRGINIA	16/27	34/32	50-59	(9)	18-47/22-48	.383/.458	6-21/6-17	.286/.353	8-11/9-12	.727/.750	24/32 (8)	6/15	11/11	3/2	5/5	13/15
SYRACUSE	25/25	30/37	55-62	(7)	20-59/25-52	.339/.481	7-31/5-16	.667/.778	8-12/7-9	.667/.778	29/37 (8)	13/11	7/11	2/7	7/4	13/14
Notre Dame	38/29	39/45	77-74	+3	31-58/28-53	.534/.528	9-19/7-20	.474/.350	6-14/11-14	.429/.786	25/33 (8)	15/14	8/12	2/2	7/4	14/13
BOSTON COLLEGE	39/41	40/37	79-78	+1	30-65/30-53	.462/.566	6-21/4-17	.286/.235	13-15/14-25	.867/.560	39/27 +12	14/20	12/8	2/1	4/8	20/17
North Carolina	44/36	47/52	91-88	+3	34-62/31-57	.548/.544	11-22/13-27	.500/.481	12-13/13-20	.923/.650	26/31 (5)	14/18	10/13	2/4	7/7	19/16
VIRGINIA TECH	32/39	37/29	69-68	+1	24-50/23-49	.480/.469	11-26/9-20	.423/.450	10-18/13-19	.556/.684	26/33 (7)	17/16	13/15	4/2	8/4	16/16
North Carolina	31/32	34/50	65-82	(17)	26-70/29-71	.371/.408	6-19/6-25	.316/.240	7-13/18-23	.538/.783	41/52 (11)	11/19	8/8	6/8	4/5	20/13

Note: Game totals are displayed in the format TEAM/OPPONENT for each category



Miami (FL) Points-Rebounds-Assists (as of Mar 09, 2018)
All games

Opponent	Date	Score	00		01		02		03		04		05		11	
			NEWTON,JA'	VASILJEVIC	LYKES,CHRI	LAWRENCE,A	WALKER,LON	ROBINSON,M	BROWN,BRUC							
GARDNER-WEBB	11/10/17	77-45	W	13-0-1	7-2-0	3-1-1	3-7-1	10-2-5	3-0-0	10-11-10						
NAVY	11/12/17	89-55	W	14-3-1	16-3-0	8-1-2	10-7-2	8-2-1	0-0-0	3-6-6						
FLORIDA A&M	11/16/17	90-59	W	15-3-4	15-4-2	13-1-4	11-4-1	5-2-0	0-0-0	15-8-4						
vs La Salle	11/22/17	57-46	W	4-3-0	8-1-0	0-1-0	7-10-5	5-2-2	DNP	7-11-3						
NORTH FLORIDA	11/25/17	86-65	W	12-1-3	2-2-0	10-0-4	14-4-3	7-1-1	0-0-0	14-7-4						
at Minnesota	11/29/17	86-81	W	12-3-9	11-2-0	10-1-0	8-7-4	6-2-1	DNP	16-9-5						
vs Princeton	12/02/17	80-52	W	4-2-5	20-3-1	5-1-2	5-10-3	12-5-1	0-0-1	17-8-3						
BOSTON UNIVERSITY	12/05/17	69-54	W	9-6-1	15-5-0	8-0-0	5-2-6	26-7-2	DNP	DNP						
at George Washington	12/16/17	59-50	W	8-4-3	10-1-0	3-0-1	5-9-3	13-5-3	DNP	3-3-3						
at Hawai'i	12/22/17	75-57	W	16-2-2	6-3-0	7-5-0	11-4-0	8-1-1	DNP	4-5-8						
vs New Mexico State	12/23/17	54-63	L	5-3-0	15-5-1	1-1-0	4-4-1	2-4-0	DNP	13-7-1						
vs Middle Tennessee	12/25/17	84-81	W	9-1-6	13-5-1	8-0-2	9-5-2	0-0-0	DNP	20-6-3						
at Pitt	12/30/17	67-53	W	11-3-4	3-2-0	10-1-0	12-6-2	8-0-1	DNP	11-5-3						
at Georgia Tech	01/03/18	54-64	L	6-1-3	3-1-0	8-0-5	9-12-1	6-5-0	DNP	9-9-2						
FLORIDA STATE	01/07/18	80-74	W	0-0-4	8-3-4	18-1-2	2-12-2	5-0-0	DNP	23-4-2						
at Clemson	01/13/18	63-72	L	4-0-0	0-0-0	13-1-1	16-4-0	16-7-1	DNP	4-7-1						
DUKE	01/15/18	75-83	L	3-1-2	0-2-0	13-1-2	13-7-1	19-2-2	DNP	7-7-2						
at NC State	01/21/18	86-81	W	5-0-7	6-4-0	6-2-5	15-3-4	12-2-1	DNP	19-4-9						
LOUISVILLE	01/24/18	78-75	W	12-7-2	0-0-0	9-0-4	2-6-1	25-4-3	DNP	8-11-2						
at Florida State	01/27/18	94-103	L	4-3-1	20-2-0	0-0-5	19-5-1	23-4-5	DNP	13-7-5						
PITT	01/31/18	69-57	W	3-2-2	8-3-0	13-3-5	10-10-3	16-5-3	DNP	DNP						
at Virginia Tech	02/03/18	84-75	W	12-6-4	14-1-0	6-2-0	25-13-2	14-3-3	DNP	DNP						
WAKE FOREST	02/07/18	87-81	W	16-3-1	9-5-1	13-2-5	4-4-2	19-3-4	DNP	DNP						
at Boston College	02/10/18	70-72	L	11-3-3	17-6-0	16-3-2	6-9-4	6-0-2	DNP	DNP						
VIRGINIA	02/13/18	50-59	L	4-4-1	5-0-0	19-1-1	2-7-2	6-0-2	DNP	DNP						
SYRACUSE	02/17/18	55-62	L	8-0-1	6-3-1	14-0-4	4-4-5	12-0-2	DNP	DNP						
at Notre Dame	02/19/18	77-74	W	12-2-4	3-0-0	9-1-1	7-6-6	19-3-4	DNP	DNP						
BOSTON COLLEGE	02/24/18	79-78	W	5-1-3	8-2-1	15-0-3	13-9-0	14-3-4	DNP	DNP						
at North Carolina	02/27/18	91-88	W	15-0-3	10-3-0	18-1-4	6-3-2	13-0-1	DNP	DNP						
VIRGINIA TECH	03/03/18	69-68	W	2-2-2	16-1-1	15-1-7	8-6-3	12-1-3	0-0-0	DNP						
vs North Carolina	03/08/18	65-82	L	17-7-1	6-1-0	6-1-1	12-6-1	9-6-3	0-0-0	DNP						

Opponent	Date	Score	14		15		20		21		35	
			MILLER,ROD	IZUNDU,EBU	HUELLE,DEWA	WAARDENBUR	STOWELL,CH					
GARDNER-WEBB	11/10/17	77-45	W	0-1-0	14-10-1	14-8-2	DNP	0-0-0				
NAVY	11/12/17	89-55	W	4-0-0	12-4-2	14-10-1	DNP	0-1-0				
FLORIDA A&M	11/16/17	90-59	W	2-1-0	4-6-0	10-5-0	DNP	0-0-0				
vs La Salle	11/22/17	57-46	W	0-0-0	3-2-0	16-7-0	7-2-0	DNP				
NORTH FLORIDA	11/25/17	86-65	W	DNP	5-7-0	13-6-0	9-6-1	0-0-0				
at Minnesota	11/29/17	86-81	W	DNP	0-3-1	23-2-0	0-1-0	DNP				
vs Princeton	12/02/17	80-52	W	2-0-0	6-4-0	9-1-0	0-4-0	0-0-0				
BOSTON UNIVERSITY	12/05/17	69-54	W	DNP	0-5-0	6-6-1	0-2-0	DNP				
at George Washington	12/16/17	59-50	W	DNP	2-3-0	15-12-0	DNP	DNP				
at Hawai'i	12/22/17	75-57	W	DNP	7-3-0	16-6-0	DNP	DNP				
vs New Mexico State	12/23/17	54-63	L	0-1-0	4-3-0	10-9-1	0-0-0	DNP				
vs Middle Tennessee	12/25/17	84-81	W	2-0-0	2-2-0	21-3-0	DNP	DNP				
at Pitt	12/30/17	67-53	W	0-0-0	4-5-1	8-7-0	DNP	DNP				
at Georgia Tech	01/03/18	54-64	L	0-0-0	0-1-0	13-8-1	DNP	DNP				
FLORIDA STATE	01/07/18	80-74	W	DNP	4-1-0	20-8-1	DNP	DNP				
at Clemson	01/13/18	63-72	L	DNP	0-3-0	10-7-2	DNP	DNP				
DUKE	01/15/18	75-83	L	DNP	2-3-0	18-13-1	DNP	DNP				
at NC State	01/21/18	86-81	W	DNP	15-3-0	8-2-0	0-0-0	DNP				
LOUISVILLE	01/24/18	78-75	W	DNP	2-1-0	18-12-0	0-7-1	DNP				
at Florida State	01/27/18	94-103	L	DNP	2-0-0	8-6-0	5-1-0	DNP				
PITT	01/31/18	69-57	W	DNP	4-4-0	11-6-1	4-4-1	DNP				
at Virginia Tech	02/03/18	84-75	W	2-3-0	5-2-0	3-4-0	3-5-0	DNP				
WAKE FOREST	02/07/18	87-81	W	1-0-0	3-2-0	10-10-0	12-3-1	DNP				
at Boston College	02/10/18	70-72	L	0-0-0	6-4-0	2-4-0	6-0-0	DNP				
VIRGINIA	02/13/18	50-59	L	DNP	8-5-0	0-3-0	6-0-0	DNP				
SYRACUSE	02/17/18	55-62	L	DNP	2-2-0	7-10-0	2-4-0	DNP				
at Notre Dame	02/19/18	77-74	W	0-0-0	14-8-0	7-3-0	6-2-0	DNP				
BOSTON COLLEGE	02/24/18	79-78	W	DNP	4-6-0	16-9-2	4-6-1	DNP				
at North Carolina	02/27/18	91-88	W	DNP	12-5-0	14-8-0	3-2-4	DNP				
VIRGINIA TECH	03/03/18	69-68	W	2-0-0	4-3-0	9-4-0	0-5-1	1-0-0				
vs North Carolina	03/08/18	65-82	L	3-1-0	5-5-2	5-7-0	2-3-3	0-0-0				



Official Basketball Box Score -- Game Totals -- Final Statistics

Gardner-Webb vs Miami (FL)
11/10/17 8:00 pm at Coral Gables, Fla. (Watsco Center)

Gardner-Webb 45 • 0-1

#	Player	Total		3-Ptr		Rebounds			PF	TP	A	TO	Blk	Stl	Min
		FG-FGA	FG-FGA	FT-FTA	FT-FTA	Off	Def	Tot							
25	DJ Laster	1	5-13	0-1	0-0	3	5	8	3	10	1	4	0	2	25
31	L'Hassane Niangane	c	0-2	0-0	0-1	2	4	6	5	0	0	1	0	0	13
00	Jamaal Robateau	g	1-6	1-3	0-0	0	4	4	0	3	1	0	0	0	25
04	Christian Turner	g	1-2	0-0	0-0	0	0	0	1	2	1	2	0	1	16
11	David Efanayi	g	4-14	1-4	0-1	0	4	4	4	9	0	4	0	1	29
02	Jaheam Cornwall	g	0-3	0-1	0-2	0	0	0	1	0	4	0	0	0	18
01	Eric Jamison	g	3-5	0-0	0-0	1	2	3	1	6	0	0	0	0	16
05	Liam O'Reilly	g	3-8	2-3	1-1	1	3	4	0	9	1	1	0	0	25
10	Nate Johnson	g	2-6	0-4	0-1	0	3	3	0	4	2	0	0	1	16
14	Brandon Miller	g	1-4	0-0	0-0	1	0	1	4	2	0	2	0	0	17
Team						2	1	3							
Totals			20-63	4-16	1-6	10	26	36	19	45	10	14	0	5	200
FG % 1st Half: 10-31		32.3%	2nd half: 10-32		31.3%	Game: 20-63		31.7%	Deadball		Rebounds				
3FG % 1st Half: 2-5		40.0%	2nd half: 2-11		18.2%	Game: 4-16		25.0%							
FT % 1st Half: 1-2		50.0%	2nd half: 0-4		0.0%	Game: 1-6		16.7%							

Miami (FL) 77 • 1-0

#	Player	Total		3-Ptr		Rebounds			PF	TP	A	TO	Blk	Stl	Min
		FG-FGA	FG-FGA	FT-FTA	FT-FTA	Off	Def	Tot							
20	Dewan Huell	f	6-9	0-0	2-3	2	6	8	1	14	2	3	2	1	18
00	Ja'Quan Newton	g	4-6	1-2	4-8	0	0	0	1	13	1	0	0	0	28
01	DJ Vasiljevic	g	2-12	1-10	2-2	0	2	2	1	7	0	0	0	0	30
03	Anthony Lawrence	g	1-4	1-3	0-0	3	4	7	3	3	1	0	0	2	22
11	Bruce Brown	g	5-9	0-2	0-3	1	10	11	2	10	10	1	0	1	31
02	Chris Lykes	g	1-6	1-5	0-0	0	1	1	3	3	1	4	0	1	18
04	Lonnie Walker	g	4-5	2-3	0-0	1	1	2	0	10	5	2	0	0	25
05	Mike Robinson	g	1-1	1-1	0-0	0	0	0	0	3	0	0	0	0	1
14	Rodney Miller	g	0-1	0-0	0-1	0	0	1	0	0	0	0	0	0	4
15	Ebuka Izundu	g	6-7	0-0	2-4	2	8	10	4	14	1	1	1	0	22
35	Chris Stowell	g	0-0	0-0	0-0	0	0	0	0	0	0	0	0	0	1
Team						3	3	6							
Totals			30-60	7-26	10-21	12	36	48	15	77	21	12	3	5	200
FG % 1st Half: 9-27		33.3%	2nd half: 21-33		63.6%	Game: 30-60		50.0%	Deadball		Rebounds				
3FG % 1st Half: 1-13		7.7%	2nd half: 6-13		46.2%	Game: 7-26		26.9%							
FT % 1st Half: 8-15		53.3%	2nd half: 2-6		33.3%	Game: 10-21		47.6%							

Officials: Brian Dorsey, Raymond Stynors Jr., William Humes
Technical fouls: Gardner-Webb-None, Miami (FL)-None.
Attendance: 7073

Score by periods	1st	2nd	Total
Gardner-Webb	23	22	45
Miami (FL)	27	50	77

Last FG - GWU 2nd-00:15, UM 2nd-00:30.
Largest lead - GWU by 7 1st-16:59, UM by 37 2nd-04:34.
GWU led for 05:42, UM led for 30:55. Game was tied for 03:23.

Points	In	Off	2nd	Fast	Bench
30	Paint	T/O	Chance	Break	
42	15	12	4	30	

Score tied - 3 times.
Lead changed - 1 time.

Official Basketball Box Score -- Game Totals -- Final Statistics

Florida A&M vs Miami (FL)
11/16/17 7:02 pm at Coral Gables, Fla. (Watsco Center)

Florida A&M 59 • 0-3

#	Player	Total		3-Ptr		Rebounds			PF	TP	A	TO	Blk	Stl	Min
		FG-FGA	FG-FGA	FT-FTA	FT-FTA	Off	Def	Tot							
00	WILLIAMS,Desmond	c	4-13	0-3	0-0	1	2	3	2	8	3	0	1	0	37
04	MAYES,Elijah	g	1-1	0-0	0-0	0	0	0	1	2	1	0	0	0	7
20	MYLES,Brendon	g	2-4	0-0	0-0	0	0	0	2	4	0	3	0	1	12
22	BARHAM,Marcus	g	7-15	4-9	4-4	0	1	1	2	22	2	0	0	0	35
34	MARTIN,Isaiah	c	3-7	0-0	2-2	2	2	4	3	8	0	2	1	0	30
02	REAVES,Kamron	g	0-3	0-1	0-0	0	3	3	2	0	1	3	0	1	18
03	BOWMAN,Craig	g	4-6	1-2	0-0	0	6	6	1	9	2	4	0	2	20
05	CORE,Nasir	g	2-3	0-0	0-0	0	1	1	2	4	2	1	0	0	17
11	HARRELL,Javonni	g	1-4	0-0	0-0	2	3	5	2	2	1	0	0	1	13
21	RAVENEL,Justin	g	0-3	0-1	0-0	0	1	1	0	1	0	0	0	1	11
Team						1	3	4							
Totals			24-59	5-16	6-6	6	22	28	18	59	12	19	2	6	200
FG % 1st Half: 8-26		30.8%	2nd half: 16-33		48.5%	Game: 24-59		40.7%	Deadball		Rebounds				
3FG % 1st Half: 2-9		22.2%	2nd half: 3-7		42.9%	Game: 5-16		31.3%							
FT % 1st Half: 4-4		100.0%	2nd half: 2-2		100.0%	Game: 6-6		100.0%							

Miami (FL) 90 • 3-0

#	Player	Total		3-Ptr		Rebounds			PF	TP	A	TO	Blk	Stl	Min
		FG-FGA	FG-FGA	FT-FTA	FT-FTA	Off	Def	Tot							
00	Ja'Quan Newton	c	5-9	0-2	5-7	1	2	3	2	15	4	4	0	1	26
01	DJ Vasiljevic	g	6-10	3-6	0-0	0	4	4	2	15	2	0	1	1	31
03	Anthony Lawrence	g	4-6	3-5	0-4	0	4	4	3	11	1	2	0	0	25
11	Bruce Brown	g	6-10	2-4	1-4	1	7	8	2	15	4	2	0	2	32
20	Dewan Huell	c	4-6	0-0	2-2	1	4	5	1	10	4	1	1	1	24
02	Chris Lykes	g	4-7	3-6	2-3	0	1	1	2	13	4	1	0	1	21
04	Lonnie Walker	g	2-4	1-2	0-0	0	2	2	0	5	0	0	0	1	10
05	Mike Robinson	g	0-0	0-0	0-0	0	0	0	0	0	0	0	0	0	2
14	Rodney Miller	g	1-1	0-0	0-0	0	1	1	0	2	0	0	0	0	6
15	Ebuka Izundu	g	2-4	0-0	0-2	4	2	6	0	4	0	1	3	0	21
35	Chris Stowell	g	0-1	0-1	0-0	0	0	0	0	0	0	0	0	0	2
Team						1	1	2							
Totals			34-58	12-26	10-22	8	28	36	12	90	15	12	5	8	200
FG % 1st Half: 17-31		54.8%	2nd half: 17-27		63.0%	Game: 34-58		58.6%	Deadball		Rebounds				
3FG % 1st Half: 6-13		46.2%	2nd half: 6-13		46.2%	Game: 12-26		46.2%							
FT % 1st Half: 6-9		66.7%	2nd half: 4-13		30.8%	Game: 10-22		45.5%							

Officials: Roger Ayers, Mike Eades, Sean Hull
Technical fouls: Florida A&M-None, Miami (FL)-None.
Attendance: 6735

Score by periods	1st	2nd	Total
Florida A&M	22	37	59
Miami (FL)	46	44	90

Last FG - FAMU 2nd-00:01, UM 2nd-00:37.
Largest lead - FAMU None, UM by 36 2nd-01:45.
FAMU led for 00:00, UM led for 39:36. Game was tied for 00:21.

Points	In	Off	2nd	Fast	Bench
26	Paint	T/O	Chance	Break	
38	12	2	11	15	
UM	22	6	26	24	

Score tied - 0 times.
Lead changed - 0 times.

Official Basketball Box Score -- Game Totals -- Final Statistics

Navy vs Miami (FL)
11/12/17 4:39 pm at Coral Gables, Fla. (Watsco Center)

Navy 55 • 1-1

#	Player	*	Total		3-Ptr		Rebounds			PF	TP	A	TO	Blk	Stl	Min
			FG-FGA	FG-FGA	FT-FTA	Off	Def	Tot								
01	Lacey, Tom	*	5-7	0-0	0-0	1	4	5	0	10	2	1	2	0	24	
02	Abdullah, Hasan	*	5-13	3-7	0-0	1	0	1	1	13	1	4	0	3	26	
14	Dulin, Bryce	*	0-5	0-1	0-0	3	5	8	1	0	4	1	0	1	26	
20	Anderson, Shawn	*	2-9	0-0	2-2	1	4	5	2	6	2	3	0	1	23	
40	Wieck, Evan	*	1-3	0-0	0-0	2	1	3	2	2	2	0	0	1	19	
00	Fox, Nourse	*	1-3	0-1	0-0	0	0	0	2	2	0	2	0	1	12	
03	Cullen, Matt	*	0-1	0-1	0-0	0	0	0	0	0	1	0	0	0	4	
05	Pearson, Ryan	*	0-3	0-2	0-0	0	1	1	0	0	1	0	0	0	7	
15	Antonelli, Dominick	*	1-2	1-2	0-0	0	0	0	0	3	0	1	0	0	4	
21	Kiernan, Dominick	*	3-8	2-5	3-3	1	1	4	11	4	1	0	0	0	13	
22	Davis, Cam	*	0-2	0-0	0-0	0	0	0	1	0	0	1	0	0	14	
23	Lewis, Mo	*	2-4	0-0	0-0	0	0	0	2	4	0	1	0	0	9	
34	Ogele, Danny	*	0-1	0-0	0-0	1	0	1	0	0	0	1	0	0	4	
41	Riemsma, Tyler	*	1-2	0-1	2-4	1	3	4	0	4	0	0	0	0	15	
	Team					2	2	4				1				
Totals			21-63	6-21	7-9	12	21	33	15	55	14	16	2	7	200	
FG % 1st Half: 9-33			27.3%	2nd half: 12-30	40.0%	Game: 21-63		33.3%	Deadball Rebounds							
3FG % 1st Half: 4-13			30.8%	2nd half: 2-8	25.0%	Game: 6-21		28.6%								
FT % 1st Half: 2-2			100.0%	2nd half: 5-7	71.4%	Game: 7-9		77.8%	1							

Official Basketball Box Score -- Game Totals -- Final Statistics
Miami vs George Washington
12/16/17 12:06 p.m. at Charles E. Smith Center, Washington, DC

Miami 59 • (9-0)

#	Player		Total		3-Ptr	Rebounds			PF	TP	A				Min
			FG-FGA	FG-FGA	FT-FTA	Off	Def	Tot			To	Bk	Stl		
20	Dewan Huell	f	7-12	0-0	1-2	3	9	12	1	15	0	1	1	0	31
00	Ja'Quan Newton	g	4-9	0-0	0-0	0	4	4	2	8	3	1	0	1	30
01	DJ Vasiljevic	g	3-8	2-6	2-2	0	1	1	0	10	0	1	0	0	17
03	Anthony Lawrence	g	2-5	1-2	0-0	1	8	9	3	5	3	1	1	0	31
11	Bruce Brown	g	1-6	0-3	1-2	1	2	3	2	3	3	1	0	3	38
02	Chris Lykes		1-5	1-3	0-0	0	0	0	2	3	1	1	0	0	12
04	Lonnie Walker		6-14	1-7	0-2	2	3	5	3	13	3	1	1	1	27
15	Ebuka Izundu		1-2	0-0	0-0	3	0	3	1	2	0	0	1	1	14
	Team					0	2	2				1			
Totals			25-61	5-21	4-8	10	29	39	14	59	13	8	4	6	200

FG % 1st Half: 13-32 40.6% 2nd half: 12-29 41.4% Game: 25-61 41.0% Deadball Rebounds 3
3FG % 1st Half: 5-13 38.5% 2nd half: 0-8 0.0% Game: 5-21 23.8%
FT % 1st Half: 1-4 25.0% 2nd half: 3-4 75.0% Game: 4-8 50.0%

George Washington 50 • (5-6)

#	Player		Total		3-Ptr	Rebounds					PF	TP	A	TO	Blk	Stl	Min
			FG-FGA	FG-FGA	FT-FTA	Off	Def	Tot									
10	STEEVES, Patrick	f	3-11	0-0	0-0	3	3	6	2	6	1	2	1	0	0	28	
11	TORO, Arnaldo	f	3-12	0-3	0-0	4	9	13	2	6	0	1	0	0	0	32	
01	NOLAN JR, Terry	g	3-6	2-5	2-2	3	3	6	2	10	2	4	0	4	35		
03	BOLDEN, Jair	g	5-16	2-8	1-2	2	3	5	2	13	3	2	0	2	37		
12	WATANABE, Yuta	g	3-12	0-2	3-6	3	5	8	0	9	2	0	2	0	37		
00	MAZZULLA, Justin		0-1	0-0	0-0	2	1	3	0	0	0	1	0	0	8		
04	WILLIAMS, Justin		0-2	0-0	0-0	0	1	1	0	0	0	0	0	0	6		
35	ZEIGLER, Bo		2-3	0-0	2-2	0	0	0	4	6	0	1	0	0	17		
	Team					0	2	2									
Totals			19-63	4-18	8-12	17	27	44	12	50	8	11	3	6	200		

FG % 1st Half: 5-27 18.5% 2nd half: 14-36 38.9% Game: 19-63 30.2% Deadball Rebounds 2
3FG % 1st Half: 1-6 16.7% 2nd half: 3-12 25.0% Game: 4-18 22.2%
FT % 1st Half: 4-4 100.0% 2nd half: 4-8 50.0% Game: 8-12 66.7%

Officials: Ted Valentine, Raymond Styons, Lamar Simpson
Technical fouls: Miami-None. George Washington-None.
Attendance: 3862

Score by periods	1st	2nd	Total
Miami	32	27	59
George Washington	15	35	50

Last FG - UM 2nd-00:40, GW 2nd-00:33.
Largest lead - UM by 21 1st-02:52, GW None.
UM led for 38:45. GW led for 00:00. Game was tied for 01:15.

Points	In Paint	Off T/O	2nd Chance	Fast Break	Bench
UM	40	8	8	12	18
GW	20	10	13	2	6

Score tied - 1 time.
Lead changed - 0 times.

Official Basketball Box Score -- Game Totals -- Final Statistics
Miami vs Hawai'i
12/22/17 8:00 p.m. at Stan Sheriff Center - Honolulu, HI

Miami 75 • 10-0

#	Player		Total		3-Ptr	Rebounds			PF	TP					Min
			FG-FGA	FG-FGA	FT-FTA	Off	Def	Tot			A	TO	Blk	Stl	
00	Ja'Quan Newton	*	6-11	0-1	4-5	0	2	2	1	16	2	2	0	0	31
01	Dj Vasiljevic	*	2-7	2-3	0-0	1	2	3	1	6	0	0	0	1	27
03	Anthony Lawrence	*	5-7	0-1	1-1	2	2	4	4	11	0	1	1	1	27
11	Bruce Brown	*	1-4	1-2	1-2	0	5	5	4	4	8	2	0	0	32
20	Dewan Huell	*	7-10	0-0	2-2	1	5	6	2	16	0	1	2	1	31
02	Chris Lykes		3-7	1-3	0-0	1	4	5	1	7	0	1	0	1	19
04	Lonnie Walker		3-5	1-3	1-1	0	1	1	1	8	1	2	0	2	22
15	Ebuka Izundu		3-6	0-0	1-2	2	1	3	1	7	0	0	2	0	11
	Team					2	0	2							
Totals			30-57	5-13	10-13	9	22	31	15	75	11	9	5	6	200

FG % 1st Half: 14-34 41.2% 2nd half: 16-23 69.6% Game: 30-57 52.6% Deadball Rebounds 0,3
3FG % 1st Half: 1-7 14.3% 2nd half: 4-6 66.7% Game: 5-13 38.5%
FT % 1st Half: 4-4 100.0% 2nd half: 6-9 66.7% Game: 10-13 76.9%

Hawai'i 57 • 7-3

#	Player	*	Total		3-Ptr	Rebounds					PF	TP	A	TO	Blk	Stl	Min
			FG-FGA	FG-FGA	FT-FTA	Off	Def	Tot									
00	Green, Leland	*	4-8	2-3	0-0	0	1	1	1	10	1	3	0	0	33		
01	Buggs, Drew	*	1-6	1-3	2-3	0	0	0	2	5	4	1	0	2	23		
13	Thomas, Mike	*	0-3	0-0	1-2	1	1	2	3	1	0	4	0	0	12		
21	Johnson, Gibson	*	3-5	0-1	0-0	1	1	2	4	6	0	0	0	0	23		
23	Drammeh, Sheriff	*	6-10	1-5	4-5	0	3	3	0	17	4	2	0	1	36		
02	Stepteau, Brocke		2-3	1-1	0-0	0	0	0	4	5	1	2	0	0	17		
04	Thomas, Brandon		0-0	0-0	0-0	0	0	0	0	0	0	0	0	0	1		
12	Purchase, Jack		3-7	3-7	0-0	0	12	12	2	9	3	1	0	0	30		
14	Raimo, Zigmars		0-0	0-0	0-0	0	0	0	0	0	0	0	0	0	1		
15	Flaisher, Ido		1-3	0-0	0-0	0	0	0	0	2	0	2	0	0	14		
24	Buscher, Zach		0-0	0-0	0-0	0	0	0	0	0	0	0	0	0	1		
32	Avea, Samuta		1-5	0-3	0-0	2	1	3	1	2	0	1	0	0	9		
	Team					2	1	3									
	Totals		21-50	8-23	7-10	6	20	26	17	57	13	16	0	3	200		

FG % 1st Half: 11-24 45.8% 2nd half: 10-26 38.5% Game: 21-50 42.0% Deadball Rebounds 1,1
3FG % 1st Half: 5-13 38.5% 2nd half: 3-10 30.0% Game: 8-23 34.8%
FT % 1st Half: 6-8 75.0% 2nd half: 1-2 50.0% Game: 7-10 70.0%

Officials: Keith Kimble, Chris Beaver, Nate Harris
Technical fouls: Miami-Lonnie Walker. Hawai'i-None.
Attendance: 7669
Hawaiian Airlines Diamond Head Classic 1st Round

Score by periods	1st	2nd	Total
Miami	33	42	75
Hawai'i	33	24	57

Last FG - UM 2nd-00:44, UH 2nd-00:26.
Largest lead - UM by 20 2nd-04:38, UH by 4 1st-10:33.
UM led for 26:32. UH led for 05:13. Game was tied for 07:50.

Points	In Paint	Off T/O	2nd Chance	Fast Break	Bench
UM	44	10	8	8	22
UH	20	12	2	2	18

Score tied - 8 times.
Lead changed - 12 times.

Official Basketball Box Score -- Game Totals -- Final Statistics
New Mexico State vs Miami
12/23/17 5:00 p.m. at Stan Sheriff Center - Honolulu, HI

New Mexico State 63 • 11-2

#	Player	*	Total			3-Ptr			Rebounds			PF	TP	A	TO	Blk	Stl	Min
			FG-FGA	FG-FGA	FT-FTA	Off	Def	Tot										
10	Jones, Jemerrio	*	3-10	0-2	0-0	3	5	8	4	6	2	1	0	0	0	20		
11	Wilkins, Johnathon	*	3-6	1-1	0-0	2	1	3	3	7	0	1	0	1	1	17		
12	Harris, AJ	*	5-8	0-1	0-1	0	1	1	2	10	0	0	1	1	1	31		
13	N'Dir, Sidy	*	4-9	2-5	0-0	3	2	5	2	10	1	2	0	1	1	31		
23	Lofton, Zach	*	4-15	1-6	6-6	1	8	9	1	15	3	0	0	3	33			
00	Jones, Keyon		1-3	1-3	0-0	0	1	1	0	3	0	1	0	0	0	17		
01	Buchanan, Shunn		1-2	1-1	0-0	0	0	0	0	3	0	0	0	0	0	11		
22	Chuha, Eli		3-14	1-6	1-2	1	7	8	4	8	0	2	0	0	0	30		
35	McCants, Johnny		0-0	0-0	1-4	2	2	4	3	1	1	0	0	0	0	10		
	Team					2	2	4				1						
Totals			24-67	7-25	8-13	14	29	43	19	63	7	8	1	6	200			

FG % 1st Half: 11-38 28.9% 2nd half: 13-29 44.8% Game: 24-67 35.8% Deadball Rebounds 4
3FG % 1st Half: 2-14 14.3% 2nd half: 5-11 45.5% Game: 7-25 28.0%
FT % 1st Half: 5-8 62.5% 2nd half: 3-5 60.0% Game: 8-13 61.5%

Miami 54 • 10-1

#	Player	*	Total		3-Ptr	Rebounds			PF	TP				Min	
			FG-FGA	FG-FGA	FT-FTA	Off	Def	Total			A	TO	Blk		Stl
00	Ja'Quan Newton	*	2-8	0-1	1-1	1	2	3	1	5	0	2	0	0	27
01	DJ Vasiljevic	*	6-11	2-6	1-1	0	5	5	2	15	1	1	0	0	33
03	Anthony Lawrence	*	1-3	0-2	2-2	1	3	4	2	4	1	2	2	0	29
11	Bruce Brown	*	3-10	0-4	7-9	2	5	7	1	13	1	2	0	0	32
20	Dewan Huell	*	4-6	0-0	2-4	3	6	9	3	10	1	0	2	0	27
02	Chris Lykes		0-5	0-4	1-2	0	1	1	2	1	0	2	0	0	11
04	Lonnie Walker		0-5	0-1	2-3	2	2	4	3	2	0	0	0	0	18
14	Rodney Miller		0-0	0-0	0-0	0	1	1	0	0	0	1	0	0	3
15	Ebuka Izundu		2-4	0-0	0-0	0	3	3	2	4	0	2	0	1	17
21	Sam Waardenburg		0-1	0-0	0-0	0	0	0	0	0	0	1	0	0	3
	Team					0	1	1				1			
Totals			18-53	2-18	16-22	9	29	38	17	54	4	14	4	1	200

FG % 1st Half: 9-29 31.0% 2nd half: 9-24 37.5% Game: 18-53 34.0% Deadball Rebounds 3,1
3FG % 1st Half: 1-10 10.0% 2nd half: 1-8 12.5% Game: 2-18 11.1%
FT % 1st Half: 6-9 66.7% 2nd half: 10-13 76.9% Game: 16-22 72.7%

Officials: Chris Rastatter, Larry Spaulding, Todd Apo
Technical fouls: New Mexico State-None. Miami-None.
Attendance:
Hawaiian Airlines Diamond Head Classic Semifinal

Score by periods	1st	2nd	Total
New Mexico State	29	34	63
Miami	25	29	54

Last FG - NMSU 2nd-00:03, UM 2nd-02:08.
Largest lead - N



Official Basketball Box Score -- Game Totals -- Final Statistics
Miami vs Pitt
12/30/17 4:00 PM at Petersen Events Center (Pittsburgh, Pa.)

Miami 67 • (12-1, 1-0 ACC)

#	Player	FG-Totl		3-Ptr	Rebounds			PF	TP	A TO Blk Stl				Min	
		FG-FGA	FG-FGA	FT-FTA	Off	Def	Tot								
20	Dewan Huell	c	4-7	0-0	0-0	2	5	7	0	8	0	1	1	1	21
00	Ja'Quan Newton	g	5-7	0-0	1-1	0	3	3	1	11	4	3	0	2	27
01	Dj Vasiljevic	g	1-7	1-5	0-0	1	1	2	3	3	0	0	0	2	25
03	Anthony Lawrence	g	5-7	2-2	0-0	1	5	6	2	12	2	4	3	1	28
11	Bruce Brown	g	5-9	0-2	1-2	2	3	5	2	11	3	2	1	1	33
02	Chris Lykes		3-5	2-3	2-2	0	1	1	2	10	0	3	0	0	17
04	Lonnie Walker		2-7	0-2	4-4	0	0	0	1	8	1	1	1	1	29
14	Rodney Miller		0-2	0-0	0-0	0	0	0	0	0	0	0	0	0	3
15	Ebuka Izundu		2-4	0-0	0-0	2	3	5	1	4	1	0	2	0	17
Team						1	1	2				1			
Totals			27-55	5-14	8-9	9	22	31	12	67	11	15	8	8	200

FG % 1st Half: 10-23 43.5% 2nd half: 17-32 53.1% Game: 27-55 49.1%
3FG % 1st Half: 3-6 50.0% 2nd half: 2-8 25.0% Game: 5-14 35.7%
FT % 1st Half: 7-8 87.5% 2nd half: 1-1 100.0% Game: 8-9 88.9%

Deadball
Rebounds
1

Pitt 53 • (8-6, 0-1 ACC)

#	Player	Total		3-Ptr	Rebounds			PF	TP	A TO Blk Stl				Min	
		FG-FGA	FG-FGA	FT-FTA	Off	Def	Tot								
00	Jared Wilson-Frame	f	5-13	0-3	3-3	0	2	2	1	13	1	2	0	1	28
21	Terrell Brown	c	2-6	0-0	0-0	2	2	4	1	4	2	2	1	0	24
01	Parker Stewart		4-7	2-5	2-2	0	2	2	1	12	0	2	1	1	29
05	Marcus Carr	g	0-4	0-1	0-0	0	3	3	4	0	5	2	0	0	22
13	Khameron Davis	g	2-5	1-2	2-2	0	2	2	0	7	1	0	1	1	36
02	Jonathan Milligan		0-0	0-0	1-2	0	2	2	2	1	1	4	0	0	15
15	Kene Chukwuka		0-2	0-2	0-0	0	1	1	4	0	0	3	0	1	11
23	Shamiel Stevenson		6-9	1-2	3-4	0	4	4	1	16	0	2	0	0	25
24	Samson George		0-0	0-0	0-0	0	1	1	0	0	0	0	0	0	1
33	Monty Boykins		0-1	0-1	0-0	0	0	0	0	0	0	0	0	0	3
35	Zach Smith		0-0	0-0	0-0	0	0	0	0	0	0	0	0	0	1
42	Peace Ilegomah		0-0	0-0	0-0	0	0	0	0	0	0	0	0	0	5
Team						2	0	2			2				
Totals			19-47	4-16	11-13	4	19	23	14	53	10	19	3	5	200

FG % 1st Half: 8-26 30.8% 2nd half: 11-21 52.4% Game: 19-47 40.4%
3FG % 1st Half: 1-8 12.5% 2nd half: 3-8 37.5% Game: 4-16 25.0%
FT % 1st Half: 2-3 66.7% 2nd half: 9-10 90.0% Game: 11-13 84.6%

Deadball
Rebounds
4

Officials: Les Jones (R), Bert Smith, Jeffrey Anderson
Technical fouls: Miami-None. Pitt-None.
Attendance: 5307

Score by periods	1st	2nd	Total
Miami	30	37	67
Pitt	19	34	53

Points	In	Off	2nd	Fast	Bench
UM	40	16	6	11	22
UP	28	5	2	7	17

Last FG - UM 2nd-01:04, UP 2nd-01:38.
Largest lead - UM by 21 2nd-06:33, UP by 5 1st-13:55.
UM led for 30:31. UP led for 05:54. Game was tied for 03:33.

Score tied - 4 times.
Lead changed - 3 times.

Official Basketball Box Score -- Game Totals -- Final Statistics
Miami vs Georgia Tech
1/3/18 9 p.m. at McCamish Pavilion, Atlanta, Ga.

Miami 54 • 12-2, 1-1 ACC

#	Player		Total		3-Ptr		Rebounds			PF	TP	A TO Blk Stl				Min
			FG-FGA	FG-FGA	FT-FTA	Off	Def	Tot								
20	Dewan Huell	f	4-7	0-0	5-6	4	4	8	1	13	1	1	2	0	32	
00	Ja'Quan Newton	g	3-7	0-0	0-0	1	0	1	1	6	3	4	0	0	26	
01	Dj Vasiljevic	g	1-4	1-4	0-0	0	1	1	1	3	0	2	0	0	23	
03	Anthony Lawrence	g	4-8	0-1	1-2	3	9	12	3	9	1	1	0	1	32	
11	Bruce Brown	g	4-12	1-3	0-0	2	7	9	3	9	2	4	4	3	37	
02	Chris Lykes		2-10	2-8	2-2	0	0	0	2	8	5	3	0	0	20	
04	Lonnie Walker		3-8	0-3	0-1	0	5	5	2	6	0	2	1	2	23	
14	Rodney Miller		0-0	0-0	0-0	0	0	0	0	0	0	0	0	0	1	
15	Ebuka Izundu		0-0	0-0	0-0	0	1	1	4	0	0	1	0	0	6	
Team						0	2	2	1							
Totals				21-56	4-19	8-11	10	29	39	18	54	12	18	7	7	200

FG % 1st Half: 13-28 46.4% 2nd half: 8-28 28.6% Game: 21-56 37.5%
3FG % 1st Half: 2-8 25.0% 2nd half: 2-11 18.2% Game: 4-19 21.1%
FT % 1st Half: 0-0 0.0% 2nd half: 8-11 72.7% Game: 8-11 72.7%

Deadball
Rebounds
0

Georgia Tech 64 • 7-7, 1-1 ACC

#	Player		Total		3-Ptr		Rebounds			PF	TP	A TO Blk Stl				Min
			FG	FGA	FG	FGA	FT	FTA	Off			Def	Tot	A	TO	
34	Gueye, Abdoulaye	f	2-5	0-0	1-2		2	5	7	5	5	1	1	0	1	24
44	Lammers, Ben	c	3-11	0-1	2-3		0	8	8	2	8	2	0	2	3	39
04	Alston, Brandon	g	2-5	0-2	1-2		1	0	1	1	5	2	1	0	1	29
05	Ogokie, Josh		10-23	1-5	9-12		3	6	9	0	30	1	1	1	3	39
10	Alvarado, Jose	g	5-9	0-1	2-2		0	3	3	3	12	0	7	2	2	39
01	Jackson, Tadrir		1-6	0-1	2-2		1	5	6	1	4	2	1	0	3	28
12	Wright, Moses		0-0	0-0	0-0		0	0	0	1	0	0	0	0	0	2
Team							3	1	4							
Totals			23-59	1-10	17-23		10	28	38	13	64	8	11	5	13	200

FG % 1st Half: 11-30 36.7% 2nd half: 12-29 41.4% Game: 23-59 39.0%
3FG % 1st Half: 0-4 0.0% 2nd half: 1-6 16.7% Game: 1-10 10.0%
FT % 1st Half: 6-8 75.0% 2nd half: 11-15 73.3% Game: 17-23 73.9%

Deadball
Rebounds
3

Officials: Jamie Luckie, Pat Driscoll, Jerry Heater
Technical fouls: Miami-TEAM. Georgia Tech-None.
Attendance: 5568
Coach's Box Warning: Miami (FL) at 13:06 2nd Half

Score by periods	1st	2nd	Total
Miami	28	26	54
Georgia Tech	28	36	64

Points	In	Off	2nd	Fast	Bench
UM	34	9	17	14	4
GT	28	3	12	14	4

Last FG - UM 2nd-00:35, GT 2nd-00:48.
Largest lead - UM by 8 1st-08:49, GT by 12 2nd-09:18.
UM led for 14:58. GT led for 18:03. Game was tied for 06:59.

Score tied - 6 times.
Lead changed - 5 times.

Official Basketball Box Score -- Game Totals -- Final Statistics
Florida State vs Miami
01/07/18 6:00 pm at Coral Gables, Fla. (Watsco Center)

Florida State 74 • 12-3 (1-2 ACC)

#	Player		Total		3-Ptr		Rebounds			PF	TP	A				Min
			FG-FGA	FG-FGA	FT-FTA	Off	Def	Tot	To			Blk	Stl			
00	Cofer, Phil	f	5-13	1-5	0-0	1	3	4	3	11	0	2	0	1	32	
12	Obiaagu, Ike	c	1-1	0-0	0-2	0	1	1	2	2	0	0	1	0	9	
02	Walker, CJ	g	0-5	0-3	0-0	1	4	5	1	0	2	1	0	1	15	
11	Angola, Braian	g	6-16	1-6	3-3	2	3	5	3	16	4	4	0	5	35	
14	Mann, Terance	g	3-7	1-2	3-4	1	3	4	3	10	1	1	0	0	25	
03	Forrest, Trent		2-7	0-3	8-10	2	3	5	0	12	3	1	0	2	30	
05	Savoy, PJ		1-2	1-2	0-0	0	0	0	0	3	0	0	0	0	2	
21	Koumadje, Christ		2-6	0-0	1-2	6	2	8	4	5	0	2	1	0	13	
23	Walker, MJ		3-8	1-3	0-0	0	0	0	5	7	0	0	0	1	19	
25	Kabengele, Mfondu		2-4	0-0	2-5	8	4	12	1	6	0	4	3	1	18	
40	Allen, Brandon		0-0	0-0	0-0	0	0	0	0	0	0	0	0	0	2	
Team						0	0	0		*2						
Totals				25-69	5-24	17-26	21	23	44	22	74	10	15	5	11	200

FG % 1st Half: 11-33 33.3% 2nd half: 14-36 38.9% Game: 25-69 36.2%
3FG % 1st Half: 3-13 23.1% 2nd half: 2-11 18.2% Game: 5-24 20.8%
FT % 1st Half: 5-6 83.3% 2nd half: 12-20 60.0% Game: 17-26 65.4%

Deadball
Rebounds
5

Miami 80 • 13-2 (2-1 ACC)

#	Player		Total			3-Ptr			Rebounds			PF	TP	A				Min
			FG-FGA	FG-FGA	FT-FTA	Off	Def	Tot	Off	Def	Tot			Att	Mak	Blk	Stl	
20	Dewan Huell	f	8-12	0-1	4-7	2	6	8	3	20	1	1	2	0	34			
00	Ja'Quan Newton		0-1	0-0	0-0	0	0	0	2	0	4	1	0	0	17			
03	Anthony Lawrence	g	0-2	0-0	2-2	0	12	12	4	2	2	5	0	1	32			
04	Lonnie Walker		2-5	1-3	0-0	0	0	0	1	5	0	3	0	1	15			
11	Bruce Brown	g	5-8	1-2	12-14	0	4	4	2	23	2	3	0	1	36			
01	Dj Vasiljevic		3-10	1-6	1-1	1	2	3	1	8	4	0	0	2	27			
02	Chris Lykes		6-10	2-4	4-8	1	0	1	3	18	2	1	0	1	25			
15	Ebuka Izundu		2-3	0-0	0-0	0	1	1	4	4	0	1	0	0	14			
Team						1	2	3										
Totals			26-51	5-16	23-32	5	27	32	20	80	15	15	2	6	200			

FG % 1st Half: 17-26 65.4% 2nd half: 9-25 36.0% Game: 26-51 51.0%
3FG % 1st Half: 3-7 42.9% 2nd half: 2-9 22.2% Game: 5-16 31.3%
FT % 1st Half: 8-12 66.7% 2nd half: 15-20 75.0% Game: 23-32 71.9%

Deadball
Rebounds
6

Officials: Mike Eades (R), Tim Nestor, Les Jones
Technical fouls: Florida State-None. Miami-None.
Attendance: 7647
* - points scored by the other team (wrong basket)

Score by periods	1st	2nd	Total
Florida State	32	42	74
Miami	45	35	80

Official Basketball Box Score -- Game Totals -- Final Statistics
Duke vs Miami
01/15/18 7:02 pm at Coral Gables, Fla. (Watsco Center)

Duke 83 • 16-2 (4-2 ACC)

#	Player	Total			3-Ptr		Rebounds			PF	TP	A	TO	Blk	Stl	Min
		FG-FGA	FG-FGA	FT-FTA	Off	Def	Tot									
01	Duval,Trevon	*	7-11	2-2	1-4	3	2	5	3	17	8	5	0	1	30	
02	Trent,Gary	*	9-14	6-9	6-8	0	5	5	2	30	1	4	1	0	39	
03	Allen,Grayson	*	2-9	1-6	0-0	0	4	4	1	5	3	4	0	5	38	
34	Carter,Wendell	*	7-11	1-3	0-2	2	12	14	3	15	3	3	4	2	34	
35	Bagley,Marvin	*	5-10	0-0	3-7	1	11	12	1	13	3	1	0	0	37	
14	Goldwire,Jordan		1-1	1-1	0-0	0	0	0	0	3	0	0	0	0	3	
15	O'Connell,Alex		0-0	0-0	0-0	0	1	1	0	0	0	0	0	0	9	
41	White,Jack		0-0	0-0	0-0	0	0	0	0	0	0	0	0	0	1	
50	Robinson,Justin		0-0	0-0	0-0	0	0	0	0	0	0	1	0	0	9	
	Team					1	1	2				1				
Totals			31-56	11-21	10-21	7	36	43	10	83	18	19	5	8	200	

FG % 1st Half: 16-29 55.2% 2nd half: 15-27 55.6% Game: 31-56 55.4%
3FG % 1st Half: 6-12 50.0% 2nd half: 5-9 55.6% Game: 11-21 52.4%
FT % 1st Half: 4-6 66.7% 2nd half: 6-15 40.0% Game: 10-21 47.6%

Miami 75 • 13-4 (2-3 ACC)

#	Player	Total		3-Ptr	Rebounds			PF	TP	A	TO	Blk	Stl	Min
		FG-FGA	FG-FGA	FT-FTA	Off	Def	Tot							
00	Ja'Quan Newton	* 1-4	0-0	1-2	0	1	1	2	3	2	1	0	2	22
03	Anthony Lawrence	* 5-9	3-5	0-0	0	7	7	2	13	1	2	2	5	36
04	Lonnie Walker	* 6-17	5-8	2-2	0	2	2	2	19	2	0	0	4	33
11	Bruce Brown	* 3-12	0-2	1-1	2	5	7	4	7	2	3	0	2	32
20	Dewan Huell	* 8-16	0-1	2-3	7	6	13	3	18	1	3	0	0	32
01	Dj Vasiljevic	0-3	0-3	0-0	0	2	2	1	0	0	0	0	0	6
02	Chris Lykes	5-13	1-6	2-2	0	1	1	1	13	2	1	0	0	27
15	Ebuka Izundu	1-4	0-0	0-0	2	1	3	1	2	0	1	0	0	12
Team					2	0	2							
Totals		29-78	9-25	8-10	13	25	38	16	75	10	11	2	13	200

FG % 1st Half: 16-38 42.1% 2nd half: 13-40 32.5% Game: 29-78 37.2%
3FG % 1st Half: 4-12 33.3% 2nd half: 5-13 38.5% Game: 9-25 36.0%
FT % 1st Half: 4-5 80.0% 2nd half: 4-5 80.0% Game: 8-10 80.0%

Officials: Michael Stephens, Jeffrey Anderson, Michael Roberts
Technical fouls: Duke-None. Miami-None.
Attendance: 7972

Score by periods	1st	2nd	Total
Duke	42	41	83
Miami	40	35	75

Points	In	Off	2nd	Fast	Bench
Duke	38	15	12	6	3
UM	38	20	18	31	15

Last FG - DU 2nd-00:47, UM 2nd-00:15.
Largest lead - DU by 10 2nd-00:38, UM by 13 2nd-11:25.
DU led for 18:21. UM led for 18:19. Game was tied for 03:20.

Score tied - 6 times.
Lead changed - 12 times.

Official Basketball Box Score -- Game Totals -- Final Statistics
Miami vs NC State
01/21/18 12:00 p.m. at Raleigh, N.C. (PNC Arena)

Miami 86 • 14-4, 3-3 ACC

#	Player	Total		3-Ptr	Rebounds			PF	TP	A	TO	Blk	Stl	Min
		FG-FGA	FG-FGA	FT-FTA	Off	Def	Tot							
00	Ja'Quan Newton	* 2-6	0-0	1-2	0	0	0	1	5	7	1	0	2	28
02	Chris Lykes	* 3-7	0-2	0-0	0	2	2	1	6	5	2	1	1	22
03	Anthony Lawrence	* 5-8	3-4	2-3	1	2	3	2	15	4	2	0	1	32
11	Bruce Brown	* 7-8	3-3	2-3	0	4	4	2	19	9	3	0	1	32
20	Dewan Huell	* 4-9	0-0	0-0	0	2	2	3	8	0	1	1	1	21
01	DJ Vasiljevic	2-7	2-6	0-0	0	4	4	0	6	0	0	0	0	15
04	Lonnie Walker	4-7	2-4	2-2	1	1	2	2	12	1	0	0	2	30
15	Ebuka Izundu	7-7	0-0	1-2	0	3	3	5	15	0	1	0	0	19
21	Sam Waardenburg	0-0	0-0	0-0	0	0	0	0	0	0	0	0	1	1
Team					3	1	4							
Totals		34-59	10-19	8-12	5	19	24	16	86	26	10	2	9	200

FG % 1st Half: 13-24 54.2% 2nd half: 21-35 60.0% Game: 34-59 57.6%
3FG % 1st Half: 4-8 50.0% 2nd half: 6-11 54.5% Game: 10-19 52.6%
FT % 1st Half: 6-10 60.0% 2nd half: 2-2 100.0% Game: 8-12 66.7%

NC State 81 • 13-7, 3-4 ACC

#	Player	Total			3-Ptr	Rebounds			PF	TP	A	TO	Blk	Stl	Min
		FG-FGA	FG-FGA	FT-FTA		Off	Def	Tot							
00	ABU,Abdul-Malik	* 0-0	0-0	0-0	0	0	0	3	0	0	0	0	0	0	5
02	DORN,Torin	* 4-9	0-3	5-5	1	3	4	0	13	1	2	0	0	31	
10	BEVERLY,Braxton	* 4-7	2-4	0-0	2	2	4	0	10	2	2	0	1	32	
11	JOHNSON,Markell	* 0-4	0-1	0-0	0	3	3	2	0	14	6	1	0	31	
14	YURTSEVEN,Omer	* 12-16	0-1	4-7	3	3	6	3	28	0	2	2	0	33	
01	FREEMAN,Lennard	3-3	0-0	0-0	0	3	3	1	6	0	0	0	0	15	
03	BATTS,Lavar	2-5	0-0	1-1	1	1	2	1	5	2	0	0	2	15	
12	FREEMAN,Allerik	4-10	3-6	2-3	0	2	2	2	13	3	2	0	1	27	
15	HUNT,Sam	2-3	2-3	0-0	0	2	2	0	6	0	1	0	0	11	
	Team				2	1	3								
Totals		31-57	7-18	12-16	9	20	29	12	81	22	15	3	4	200	

FG % 1st Half: 14-30 46.7% 2nd half: 17-27 63.0% Game: 31-57 54.4%
3FG % 1st Half: 4-11 36.4% 2nd half: 3-7 42.9% Game: 7-18 38.9%
FT % 1st Half: 0-0 0.0% 2nd half: 12-16 75.0% Game: 12-16 75.0%

Officials: Roger Ayers, Ron Groover, Earl Walton
Technical fouls: Miami-None. NC State-None.
Attendance: 17265
Fouled out: Miami: #15 Izundu, E. at 1:42 in 2nd half

Score by periods	1st	2nd	Total
Miami	36	50	86
NC State	32	49	81

Points	In	Off	2nd	Fast	Bench
Miami	42	18	12	9	30
ST	42	18	12	9	30

Last FG - UM 2nd-00:22, ST 2nd-00:51.
Largest lead - UM by 12 2nd-06:11, ST by 2 1st-19:46.
UM led for 37:25. ST led for 00:29. Game was tied for 02:06.

Score tied - 2 times.
Lead changed - 1 time.

Official Basketball Box Score -- Game Totals -- Final Statistics
Louisville vs Miami
01/24/18 8:02 pm at Coral Gables, Fla. (Watsco Center)

Louisville 75 • 15-5 (5-2 ACC)

#	Player	Total		3-Ptr	Rebounds			PF	TP	A	TO	Blk	Stl	Min
		FG-FA	FG-FA	FT-FTA	Off	Def	Tot							
00	V.J. King	* 2-5	0-1	0-0	0	2	2	2	4	0	1	0	0	13
04	Quentin Snider	* 6-15	2-7	4-4	0	3	3	2	18	3	2	0	1	43
05	Malik Williams	* 3-5	1-3	0-0	3	0	3	3	7	0	0	0	2	12
13	Ray Spalding	* 4-7	0-0	1-5	5	8	13	3	9	1	2	5	2	34
22	Deng Adel	* 4-16	1-5	4-7	1	4	5	4	13	0	0	1	1	41
02	Darius Perry	0-0	0-0	0-0	0	1	1	1	0	0	1	0	0	1
14	Anas Mahmoud	6-8	0-0	3-4	1	4	5	2	15	2	2	4	1	35
24	Dwayne Sutton	1-3	0-1	0-0	1	2	3	3	2	0	0	0	0	12
30	Ryan McMahon	1-6	1-5	2-3	0	0	0	1	5	2	3	0	2	27
33	Jordan Nwora	0-0	0-0	2-2	0	0	0	1	2	0	0	0	0	7
	Team				1	2	3							
Totals		27-65	5-22	16-25	12	26	38	22	75	8	11	10	9	225

FG % 1st Half: 14-29 48.3% 2nd half: 13-31 41.9% OT: 0-5 0.0% Game: 27-65 41.5%
3FG % 1st Half: 4-12 33.3% 2nd half: 1-9 11.1% OT: 0-1 0.0% Game: 5-22 22.7%
FT % 1st Half: 6-9 66.7% 2nd half: 4-8 50.0% OT: 6-8 75.0% Game: 16-25 64.0%

Miami 78 • 15-4 (4-3 ACC)

#	Player	Total			3-Ptr			Rebounds			PF	TP	A	TO	Blk	Stl	Min
		FG-FGA	FG-FGA	FT-FTA	Off	Def	Tot										
00	Ja'Quan Newton	* 2-10	0-1	8-10	3	4	7	4	12	2	1	0	1	29			
03	Anthony Lawrence	* 1-7	0-1	0-0	2	4	6	4	2	1	2	2	1	34			
04	Lonnie Walker	* 9-18	4-9	3-3	0	4	4	3	25	3	1	1	2	40			
11	Bruce Brown	* 2-10	0-4	4-8	4	7	11	3	8	2	3	3	3	38			
20	Dewan Huell	* 7-10	0-0	4-5	5	7	12	1	18	0	4	0	0	35			
01	DJ Vasiljevic	0-1	0-0	0-0	0	0	0	1	0	0	0	0	0	6			
02	Chris Lykes	2-6	2-6	3-5	0	0	0	1	9	4	0	0	1	20			
15	Ebuka Izundu	1-2	0-0	0-0	0	1	1	2	2	0	1	0	0	10			
21	Sam Waardenburg	0-1	0-1	0-0	3	4	7	0	0	1	1	1	0	13			
	Team				1	0	1		*2								
Totals		24-65	6-22	22-31	18	31	49	19	78	13	14	7	8	225			

FG % 1st Half: 12-29 41.4% 2nd half: 10-26 38.5% Game: 24-65 36.9%
3FG % 1st Half: 3-11 27.3% 2nd half: 3-8 37.5% OT: 0-3 0.0% Game: 6-22 27.3%
FT % 1st Half: 8-10 80.0% 2nd half: 9-11 81.8% OT: 5-10 50.0% Game: 22-31 71.0%

Officials: Mike Eades, Tim Nestor, Jeff Clark
Technical fouls: Louisville-None. Miami-None.
Attendance: 7190
* - points scored by the other team (wrong basket)

Score by periods	1st	2nd	OT	Total
Louisville	38	31	6	75
Miami	37	32	9	78

Official Basketball Box Score -- Game Totals -- Final Statistics
Pitt vs Miami
01/31/18 7:05 pm at Coral Gables, Fla. (Watsco Center)

Pitt 57 • 8-15 (0-10 ACC)

#	Player	Total		3-Ptr		Rebounds			PF	TP	A	TO	Blk	Stl	Min
		FG-FGA	FG-FGA	FT-FTA	Off	Def	Tot								
00	Jared Wilson-Frame	* 6-13	5-11	0-0	0	2	2	4	17	2	2	0	0	0	28
01	Parker Stewart	* 3-12	3-11	2-2	2	2	4	1	11	2	2	0	0	0	32
02	Marcus Carr	* 6-12	2-5	0-0	0	1	1	4	14	7	2	0	0	0	36
13	Khameron Davis	* 0-1	0-1	0-0	0	7	7	1	0	1	1	0	0	0	20
15	Kene Chukwuka	* 0-1	0-1	0-0	1	1	2	2	0	2	0	0	0	0	19
02	Jonathan Milligan	0-2	0-1	0-0	0	0	0	1	0	0	1	0	0	0	11
21	Terrell Brown	3-4	0-0	1-1	0	1	1	5	7	1	2	2	0	0	16
23	Shamuel Stevenson	4-8	0-0	0-0	1	3	4	1	8	1	0	1	0	0	30
33	Monty Boykins	0-0	0-0	0-0	0	0	0	0	0	0	0	0	0	0	3
42	Peace Ilegomah	0-0	0-0	0-0	0	2	2	0	0	0	0	0	0	1	5
Team					0	1	1								
Totals		22-53	10-30	3-3	4	20	24	19	57	16	11	2	3	200	

FG % 1st Half: 10-23 43.5% 2nd half: 12-30 40.0% Game: 22-53 41.5% Deadball Rebounds 1
3FG % 1st Half: 5-12 41.7% 2nd half: 5-18 27.8% Game: 10-30 33.3%
FT % 1st Half: 0-0 0.0% 2nd half: 3-3 100.0% Game: 3-3 100.0%

Miami 69 • 16-5 (5-4 ACC)

#	Player	Total		3-Ptr		Rebounds			PF	TP	A	TO	Blk	Stl	Min
		FG-FGA	FG-FGA	FT-FTA	Off	Def	Tot								
01	DJ Vasiljevic	* 3-7	2-5	0-1	2	1	3	1	8	0	0	0	0	1	26
02	Chris Lykes	* 3-10	2-6	5-8	0	3	3	2	13	5	2	0	0	0	33
03	Anthony Lawrence	* 5-11	0-1	0-0	2	8	10	2	10	3	0	0	0	2	32
04	Lonnie Walker	* 4-10	2-8	6-6	0	5	5	1	16	3	2	0	0	0	37
20	Dewan Huell	* 4-7	0-0	3-4	3	3	6	0	11	1	1	0	0	0	30
00	Ja'Quan Newton	1-4	0-1	1-2	0	2	2	3	3	2	1	0	0	0	15
15	Ebuka Izundu	2-3	0-0	0-0	2	2	4	1	4	0	0	1	0	0	12
21	Sam Waardenburg	1-3	0-1	2-2	3	1	4	1	4	1	2	0	0	0	15
Team					1	1	2								
Totals		23-55	6-22	17-23	13	26	39	11	69	15	8	1	3	200	

FG % 1st Half: 13-31 41.9% 2nd half: 10-24 41.7% Game: 23-55 41.8% Deadball Rebounds 5
3FG % 1st Half: 4-12 33.3% 2nd half: 2-10 20.0% Game: 6-22 27.3%
FT % 1st Half: 4-7 57.1% 2nd half: 13-16 81.3% Game: 17-23 73.9%

Officials: Jamie Luckie, Brent Hampton, Doug Simmons
Technical fouls: Pitt-None. Miami-Ja'Quan Newton.
Attendance: 7169

Score by periods	1st	2nd	Total
Pitt	25	32	57
Miami	34	35	69

	In Paint	Off T/O	2nd Chance	Fast Break	Bench
Points UP	24	13	3	0	15
UM	32	16	6	10	11

Last FG - UP 2nd-01:04, UM 2nd-01:15.
Largest lead - UP by 1 2nd-10:43, UM by 15 1st-05:35.
UP led for 00:44, UM led for 37:33. Game was tied for 01:43.
Score tied - 2 times.
Lead changed - 2 times.

Official Basketball Box Score -- Game Totals -- Final Statistics
Miami vs Virginia Tech
02/03/18 2:00 PM at Cassell Coliseum, Blacksburg, Va.

Miami 84 • 17-5, 6-4

#	Player	Total		3-Ptr		Rebounds			PF	TP	A	TO	Blk	Stl	Min
		FG-FGA	FG-FGA	FT-FTA	Off	Def	Tot								
01	DJ Vasiljevic	* 5-9	2-6	2-2	0	1	1	1	14	0	1	0	0	0	31
02	Chris Lykes	* 2-4	1-3	1-2	0	2	2	2	6	0	4	0	0	0	21
03	Anthony Lawrence	* 9-10	3-3	4-5	4	9	13	4	25	2	1	3	1	36	
04	Lonnie Walker	* 5-15	3-8	1-2	1	2	3	3	14	3	1	2	2	34	
20	Dewan Huell	* 0-5	0-0	3-4	0	4	4	1	3	0	1	0	0	0	20
00	Ja'Quan Newton	4-7	0-0	4-7	3	3	6	0	12	4	3	0	0	0	24
14	Rodney Miller	1-2	0-0	0-0	2	1	3	1	2	0	1	1	0	0	4
15	Ebuka Izundu	2-4	0-0	1-1	1	1	2	1	5	0	0	0	0	1	9
21	Sam Waardenburg	1-1	1-1	0-0	0	5	5	3	3	0	1	1	0	0	21
Team					1	1	2								
Totals		29-57	10-21	16-23	12	29	41	16	84	9	13	7	4	200	

FG % 1st Half: 17-29 58.6% 2nd half: 12-28 42.9% Game: 29-57 50.9% Deadball Rebounds 1
3FG % 1st Half: 6-9 66.7% 2nd half: 4-12 33.3% Game: 10-21 47.6%
FT % 1st Half: 4-5 80.0% 2nd half: 12-18 66.7% Game: 16-23 69.6%

Virginia Tech 75 • 16-7, 5-5

#	Player	Total		3-Ptr		Rebounds			PF	TP	A	TO	Blk	Stl	Min
		FG-FGA	FG-FGA	FT-FTA	Off	Def	Tot								
04	N. Alexander-Walker	* 5-10	3-5	2-2	0	1	1	3	15	1	3	1	1	32	
05	Justin Robinson	* 8-13	2-3	4-4	0	1	1	3	22	2	2	0	1	33	
10	Justin Bibbs	* 7-14	2-7	0-1	0	5	5	3	16	4	1	2	1	37	
13	Ahmed Hill	* 0-6	0-3	0-0	0	3	3	0	4	1	0	0	0	26	
24	Kerry Blackshear Jr.	* 1-4	0-1	0-1	0	1	1	0	2	0	0	0	0	15	
03	Wabissa Bede	2-3	1-2	0-0	0	0	0	0	5	0	0	0	0	7	
11	Devin Wilson	0-1	0-0	0-0	0	0	0	0	2	0	0	0	0	10	
14	P.J. Horne	3-5	0-1	2-7	2	5	7	1	8	0	0	0	1	23	
15	Chris Clarke	3-4	0-0	1-2	3	4	7	2	7	2	2	0	0	17	
Team					2	1	3								
Totals		29-60	8-22	9-17	7	21	28	17	75	13	9	3	4	200	

FG % 1st Half: 13-29 44.8% 2nd half: 16-31 51.6% Game: 29-60 48.3% Deadball Rebounds 3,1
3FG % 1st Half: 3-10 30.0% 2nd half: 5-12 41.7% Game: 8-22 36.4%
FT % 1st Half: 3-6 50.0% 2nd half: 6-11 54.5% Game: 9-17 52.9%

Officials: Mike Eades, Pat Driscoll, Ed Corbett
Technical fouls: Miami-None. Virginia Tech-None.
Attendance: 9275

Score by periods	1st	2nd	Total
Miami	44	40	84
Virginia Tech	32	43	75

	In Paint	Off T/O	2nd Chance	Fast Break	Bench
Points UM	30	13	16	5	22
VT	38	21	11	11	20

Last FG - UM 2nd-00:52, VT 2nd-00:12.
Largest lead - UM by 16 1st-02:09, VT by 5 1st-18:19.
UM led for 37:06, VT led for 01:51. Game was tied for 01:03.
Score tied - 2 times.
Lead changed - 1 time.

Official Basketball Box Score -- Game Totals -- Final Statistics
Wake Forest vs Miami
02/07/18 7:01 pm at Coral Gables, Fla. (Watsco Center)

Wake Forest 81 • 9-15 (2-10 ACC)

#	Player	Total		3-Ptr		Rebounds			PF	TP	A	TO	Blk	Stl	Min
		FG-FGA	FG-FGA	FT-FTA	Off	Def	Tot								
00	CHILDRESS, BRANDON	* 3-7	1-3	2-2	0	4	4	4	9	4	2	0	2	31	
04	MOORE, DORAL	* 5-6	0-0	0-0	4	6	10	5	10	0	0	1	0	0	20
13	CRAWFORD, BRYANT	* 7-17	5-8	4-8	0	3	3	2	23	7	5	0	2	33	
20	THOMPSON, TERENCE	* 2-3	1-1	0-0	1	1	2	2	5	0	0	0	0	11	
23	BROWN, CHAUNDEE	* 8-14	2-4	2-3	2	1	3	1	20	1	2	1	0	31	
01	WOODS, KEYSYHAWN	4-11	0-4	2-2	0	3	3	2	10	4	1	0	1	28	
02	MITCHELL, DONOVAN	0-0	0-0	0-0	1	2	3	4	0	0	0	0	1	11	
11	EGGLESTON, MELO	0-0	0-0	0-0	0	0	0	1	0	0	0	0	0	0	
30	SARR, OLIVIER	2-7	0-2	0-0	1	0	1	2	4	0	1	0	0	17	
44	OKKEKE, SUNDAY	0-0	0-0	0-0	1	2	3	3	0	2	1	0	0	18	
Team					1	2	3								
Totals		31-65	9-22	10-15	11	24	35	26	81	18	13	2	6	200	

FG % 1st Half: 14-32 43.8% 2nd half: 17-33 51.5% Game: 31-65 47.7% Deadball Rebounds 3
3FG % 1st Half: 3-9 33.3% 2nd half: 6-13 46.2% Game: 9-22 40.9%
FT % 1st Half: 0-0 0.0% 2nd half: 10-15 66.7% Game: 10-15 66.7%

Miami 87 • 18-5 (7-4 ACC)

#	Player	Total		3-Ptr		Rebounds			PF	TP	A	TO	Blk	Stl	Min
		FG-FGA	FG-FGA	FT-FTA	Off	Def	Tot								
01	DJ Vasiljevic	* 3-7	2-5	1-1	2	3	5	3	9	1	1	0	0	0	19
02	Chris Lykes	* 3-8	1-3	6-7	0	2	2	2	13	5	2	0	1	31	
03	Anthony Lawrence	* 1-4	0-2	2-4	0	4	4	2	4	2	2	0	3	30	
04	Lonnie Walker	* 5-11	3-7	6-7	1	2	3	2	19	4	2	3	0	36	
20	Dewan Huell	* 4-7	0-0	2-4	3	7	10	2	10	0	2	2	1	25	
00	Ja'Quan Newton	6-12	0-1	4-6	2	1	3	3	16	1	0	0	0	28	
14	Rodney Miller	0-0	0-0	1-2	0	0	0	0	1	0	0	0	0	3	
15	Ebuka Izundu	1-1	0-0	1-2	0	2	2	1	3	0	0	0	1	11	
21	Sam Waardenburg	3-5	3-4	3-4	0	3	3	0	12	1	0	0	1	17	
Team					0	1	1								
Totals		26-55	9-22	26-37	8	25	33	15	87	14	9	5	7	200	

FG % 1st Half: 13-30 43.3% 2nd half: 13-25 52.0% Game: 26-55 47.3% Deadball Rebounds 8
3FG % 1st Half: 3-10 30.0%

Official Basketball Box Score -- Game Totals -- Final Statistics
Virginia vs Miami (FL)
02/13/18 9:08 pm at Coral Gables, Fla. (Watsco Center)

Virginia 59 • 24-2 (13-1 ACC)

#	Player	Total		3-Ptr	Rebounds			PF	TP	A	TO	Blk	Stl	Min
		FG-FGA	FG-FGA		FT-FTA	Off	Def							
00	Devon Hall	* 2-5	1-3	0-0	0	3	3	2	5	1	1	1	2	31
05	Kyle Guy	* 5-9	2-5	1-1	0	1	1	2	13	3	3	0	1	35
11	Ty Jerome	* 1-4	0-2	4-6	0	2	2	2	6	7	2	0	0	35
21	Isaiah Wilkins	* 3-8	0-0	0-0	2	3	5	2	6	3	0	0	1	32
33	Jack Salt	* 1-1	0-0	0-0	1	6	7	1	2	1	1	0	0	20
12	De'Andre Hunter	8-16	3-6	3-3	1	2	3	2	22	0	2	1	1	30
23	Nigel Johnson	1-3	0-1	1-2	0	2	2	0	3	0	0	0	0	10
25	Mamadi Diakite	1-2	0-0	0-0	1	1	2	4	2	0	1	0	0	7
Team					3	4	7				1			
Totals		22-48	6-17	9-12	8	24	32	15	59	15	11	2	5	200
FG % 1st Half: 10-22		45.5%	2nd half: 12-26	46.2%	Game: 22-48		45.8%							Deadball Rebounds 3
3FG % 1st Half: 4-9		44.4%	2nd half: 2-8	25.0%	Game: 6-17		35.3%							
FT % 1st Half: 3-6		50.0%	2nd half: 6-6	100.0%	Game: 9-12		75.0%							

Miami (FL) 50 • 18-7 (7-6 ACC)

#	Player	Total		3-Ptr	Rebounds			PF	TP	A	TO	Blk	Stl	Min
		FG-FGA	FG-FGA		Off	Def	Tot							
01	DJ Vasiljevic	* 2-8	1-5	0-0	0	0	0	2	5	0	1	0	0	27
02	Chris Lykes	* 6-12	3-7	4-5	0	1	1	4	19	1	2	0	0	27
03	Anthony Lawrence	* 0-7	0-3	2-2	1	6	7	1	2	2	0	1	2	32
04	Lonnie Walker	* 2-8	0-4	2-2	0	0	0	0	6	2	3	0	0	31
20	Dewan Huell	* 0-1	0-0	0-0	0	3	3	1	0	0	1	1	0	16
00	Ja'Quan Newton	* 2-2	0-0	0-2	0	4	4	1	4	1	1	0	1	22
15	Ebuka Izundu	* 4-6	0-0	0-0	3	2	5	3	8	0	1	1	1	24
21	Sam Waardenburg	* 2-3	2-2	0-0	0	0	0	1	6	0	1	0	1	21
Team					2	2	4				1			
Totals		18-47	6-21	8-11	6	18	24	13	50	6	11	3	5	200
FG % 1st Half: 6-28		21.4%	2nd half: 12-19	63.2%	Game: 18-47		38.3%	Deadball						Rebounds 2
3FG % 1st Half: 2-12		16.7%	2nd half: 4-9	44.4%	Game: 6-21		28.6%							
FT % 1st Half: 2-3		66.7%	2nd half: 6-8	75.0%	Game: 8-11		72.7%							

Officials: Les Jones, Jamie Luckie, John Gaffney
Technical fouls: Virginia-None. Miami (FL)-None.
Attendance: 7333

Score by periods	1st	2nd	Total
Virginia	27	32	59
Miami (FL)	16	34	50

Last FG - VA 2nd-01:46, UM 2nd-00:22.
Largest lead - VA by 15 2nd-03:02, UM None.
VA led for 38:10. UM led for 00:00. Game was tied for 01:50.

Points	In	Off	2nd	Fast	Bench
VA	24	12	8	0	27
UM	20	12	6	4	18

Score tied - 0 times.
Lead changed - 0 times.

Official Basketball Box Score -- Game Totals -- Final Statistics
Syracuse vs Miami (FL)
02/17/18 12:06 pm at Coral Gables, Fla. (Watsco Center)

Syracuse 62 • 18-9 (7-7 ACC)

#	Player	Total		3-Ptr	Rebounds					PF	TP	A	TO	Blk	Stl	Min
		FG-FGA	FG-FGA		FT-FTA	Off	Def	Tot								
11	Oshae Brissett	* 7-14	2-6	0-0	2	10	12	2	16	1	2	0	0	0	40	
13	Paschal Chukwu	* 1-2	0-0	0-0	2	5	7	3	2	0	1	2	0	23		
23	Marek Dolezal	* 4-5	0-0	3-4	1	2	3	2	11	2	2	0	0	34		
23	Frank Howard	* 8-15	1-5	1-1	0	2	2	1	18	6	1	1	1	40		
25	Tyus Battle	* 4-14	2-5	3-4	0	4	4	2	13	2	3	1	2	40		
02	Matthew Moyer	0-0	0-0	0-0	0	1	1	1	0	0	0	0	0	6		
35	Bourama Sidibe	1-2	0-0	0-0	1	1	2	3	2	0	1	3	1	17		
Team					3	3	6				1					
Totals		25-52	5-16	7-9	9	28	37	14	62	11	11	7	4	200		
FG % 1st Half: 11-30		36.7%	2nd half: 14-22	63.6%	Game: 25-52		48.1%	Deadball						Rebounds 3		
3FG % 1st Half: 2-10		20.0%	2nd half: 3-6	50.0%	Game: 5-16		31.3%									
FT % 1st Half: 1-2		50.0%	2nd half: 6-7	85.7%	Game: 7-9		77.8%									

Miami (FL) 55 • 18-7 (7-7 ACC)

#	Player	Total		3-Ptr	Rebounds			PF	TP	A	TO	Blk	Stl	Min
		FG-FGA	FG-FGA	FT-FTA	Off	Def	Tot							
01	DJ Vasiljevic	* 2-6	2-6	0-0	1	2	3	1	6	1	0	0	1	25
02	Chris Lykes	* 4-16	2-10	4-6	0	0	0	1	14	4	1	0	0	34
03	Anthony Lawrence	* 2-9	0-2	0-0	1	3	4	1	4	5	2	0	3	36
04	Lonnie Walker	* 5-12	2-7	0-0	0	0	0	5	12	2	1	0	0	34
20	Dewan Huell	* 3-6	0-0	1-2	2	8	10	1	7	0	1	1	0	29
00	Ja'Quan Newton	* 3-7	1-4	1-2	0	0	0	0	8	1	2	0	2	12
15	Ebuka Izundu	* 1-1	0-0	0-0	1	1	2	0	2	0	0	0	1	12
21	Sam Waardenburg	* 0-2	0-2	2-2	2	2	4	4	2	0	0	1	0	18
Team					5	1	6							
Totals		20-59	7-31	8-12	12	17	29	13	55	13	7	2	7	200
FG % 1st Half: 8-25		32.0%	2nd half: 12-34	35.3%	Game: 20-59		33.9%	Deadball						
3FG % 1st Half: 3-15		20.0%	2nd half: 4-16	25.0%	Game: 7-31		22.6%	Rebounds						
FT % 1st Half: 6-10		60.0%	2nd half: 2-2	100.0%	Game: 8-12		66.7%	3						

Officials: Roger Ayers, Brian O'Connell, Tim Clougherty
Technical fouls: Syracuse-None. Miami (FL)-None.
Attendance: 6879

Score by periods	1st	2nd	Total
Syracuse	25	37	62
Miami (FL)	25	30	55

Points	In	Off	2nd	Fast	Bench
SU	26	8	6	5	2
UM	20	10	10	7	12

Last FG - SU 2nd-01:26, UM 2nd-01:12.
Largest lead - SU by 12 2nd-14:06, UM by 4 1st-17:23.
SU led for 28:51. UM led for 07:18. Game was tied for 03:51.

Score tied - 5 times.
Lead changed - 7 times.

Official Basketball Box Score -- Game Totals -- Final Statistics
Miami (FL) vs Notre Dame
2/19/18 7:01 p.m. at Notre Dame, Ind. (Purcell Pavilion)

Miami (FL) 77 • 19-8, 8-7 ACC

#	Player		Total		3-Ptr	Rebounds			PF	TP	A	TO	Blk	Stl	Min
			FG-FGA	FG-FGA	FT-FTA	Off	Def	Tot							
20	Dewan Huell	f	3-7	0-0	1-2	0	3	3	2	7	0	4	0	0	25
15	Ebuka Izundu	c	7-8	0-0	0-1	4	4	8	4	14	0	0	2	3	26
00	Ja'Quan Newton	g	5-11	0-1	2-4	1	1	2	1	12	4	0	0	0	34
03	Anthony Lawrence	g	2-7	1-5	2-3	1	5	6	1	7	6	3	0	2	34
04	Lonnie Walker	g	7-14	5-7	0-0	0	3	3	0	19	4	0	0	1	38
01	DJ Vasiljevic		1-1	1-1	0-0	0	0	0	2	3	0	1	0	0	5
02	Chris Lykes		4-5	0-1	1-2	0	1	1	1	9	1	0	0	1	18
14	Rodney Miller		0-0	0-0	0-2	0	0	0	1	0	0	0	0	0	3
21	Sam Waardenburg		2-5	2-4	0-0	1	1	2	2	6	0	0	0	0	17
Team						0	0	0							
Totals			31-58	9-19	6-14	7	18	25	14	77	15	8	2	7	200
FG % 1st Half: 15-28			53.6%	2nd half: 16-30	53.3%	Game: 31-58		53.4%							Deadball
3FG % 1st Half: 5-9			55.6%	2nd half: 4-10	40.0%	Game: 9-19		47.4%							Rebound
FT % 1st Half: 3-7			42.9%	2nd half: 3-7	42.9%	Game: 6-14		42.9%							3

Notre Dame 74 • 16-12, 6-9 ACC

#	Player		Total		3-Ptr	Rebounds			PF	TP	A	TO	Blk	Stl	Min
			FG-FGA	FG-FGA		FT-FTA	Off	Def							
23	Martinas Geben	f	7-11	0-0	5-5	1	6	7	2	19	0	2	2	0	28
33	John Mooney	f	4-8	1-5	1-4	0	3	3	3	10	0	0	0	0	25
05	Matt Farrell	f	5-9	4-8	2-2	0	6	6	0	16	6	3	0	1	40
10	TJ Gibbs	g	4-7	1-3	2-2	1	1	2	1	11	2	2	0	2	40
13	Nikola Djogo	g	3-11	1-4	0-0	2	3	5	1	7	3	2	0	0	37
01	Austin Torres		4-4	0-0	0-0	1	3	4	3	8	1	0	0	1	13
12	Elijah Burns		1-3	0-0	1-1	2	2	4	3	3	2	2	0	0	17
Team						1	1	2				1			
Totals			28-53	7-20	11-14	8	25	33	13	74	14	12	2	4	200
FG % 1st Half: 11-25			44.0%	2nd half: 17-28	60.7%	Game: 28-53		52.8%	Deadball Rebound: 2						
3FG % 1st Half: 2-9			22.2%	2nd half: 5-11	45.5%	Game: 7-20		35.0%							
FT % 1st Half: 5-8			62.5%	2nd half: 6-6	100.0%	Game: 11-14		78.6%							

Official Basketball Box Score -- Game Totals -- Final Statistics
Miami (FL) vs North Carolina
02/27/18 9:00 PM at Smith Center, Chapel Hill

Miami (FL) 91 • 21-8, 10-7 ACC

#	Player	Total		3-Ptr	Rebounds			PF	TP	A	TO	Blk	Stl	Min	
		FG-FGA	FG-FGA	FT-FTA	Off	Def	Tot								
20	Dewan Huell	f	6-10	0-0	2-2	3	5	8	3	14	0	1	1	1	21
00	Ja'Quan Newton	g	5-11	1-1	4-4	0	0	0	1	15	3	0	0	0	28
02	Chris Lykes	g	6-12	4-8	2-2	0	1	1	3	18	4	5	0	1	29
03	Anthony Lawrence	g	2-5	0-1	2-2	1	2	3	3	6	2	1	0	1	26
04	Lonnie Walker	g	5-11	3-7	0-1	0	0	0	1	13	1	0	0	1	32
01	DJ Vasiljevic	g	4-4	2-2	0-0	0	3	3	1	10	0	2	0	0	22
15	Ebuka Izundu	g	5-6	0-0	2-2	1	4	5	3	12	0	0	0	1	19
21	Sam Waardenburg	g	1-3	1-3	0-0	0	2	2	4	3	4	1	1	2	23
Team						4	0	4							
Totals			34-62	11-22	12-13	9	17	26	19	91	14	10	2	7	200
FG % 1st Half: 18-32		56.3%	2nd half: 16-30		53.3%	Game: 34-62		54.8%	Deadball						Rebounds 0.2
3FG % 1st Half: 6-10		60.0%	2nd half: 5-12		41.7%	Game: 11-22		50.0%							
FT % 1st Half: 2-3		66.7%	2nd half: 10-10		100.0%	Game: 12-13		92.3%							

North Carolina 88 • 22-8, 11-6 ACC

#	Player		Total			3-Ptr			Rebounds			PF	TP	A	TO	Blk	Stl	Min	
			FG-FGA	FG-FGA	FT-FTA	Off	Def	Tot	Off	Def	Tot								
01	Pinson, Theo	f	3-9	2-4	4-4	0	2	2	2	12	11	3	2	2				39	
25	Rohlman, Aaron	f	0-0	0-0	0-0	0	1	1	0	0	0	1	0	0	0	0	2	2	
32	Maye, Luke	f	6-10	1-3	1-2	3	7	10	3	14	0	2	0	0	0	0	34	34	
02	Berry II, Joel	g	11-17	5-8	4-7	1	1	2	3	31	3	3	1	3	36		36	36	
14	Ma, Kane	g	0-0	0-0	0-0	0	0	0	0	0	0	0	0	0	0	0	2	2	
00	Woods, Seventh	g	0-1	0-1	0-0	0	0	0	2	0	0	3	0	1	4		4	4	
03	Platek, Andrew	g	0-1	0-1	0-0	0	0	0	0	0	0	0	0	0	0	0	2	2	
04	Robinson, Brandon	g	0-0	0-0	0-0	0	0	0	0	0	0	0	0	0	0	0	3	3	
13	Johnson, Cameron	g	7-10	3-5	3-5	1	4	5	2	20	2	0	0	0	0	0	33	33	
15	Brooks, Garrison	g	1-2	0-0	0-0	3	3	6	1	2	2	0	0	0	0	0	7	7	
21	Manley, Sterling	g	0-0	0-0	1-2	0	0	0	1	1	0	0	0	0	0	0	4	4	
24	Williams, Kenny	g	3-7	2-5	0-0	0	2	2	2	8	2	1	1	1	1	1	34	34	
Team							3	0	3										
Totals			31-57	13-27	13-20	11	20	31	16	88	18	13	4	7	200				
FG % 1st Half: 16-29			55.2%	2nd half: 15-28			53.6%	Game: 31-57			54.4%	Deadball							
3FG % 1st Half: 3-11			27.3%	2nd half: 10-16			62.5%	Game: 13-27			48.1%	Rebounds							
FT % 1st Half: 1-2			50.0%	2nd half: 12-18			66.7%	Game: 13-20			65.0%	3							

Officials: Ron Groover, James Breeding, Michael Stephens
Technical fouls: Miami (FL)-None. North Carolina-None.
Attendance: 20251

Score by periods	1st	2nd	Total
Miami (FL)	44	47	91
North Carolina	36	52	88

Last FG - UM 2nd-00:01, NC 2nd-00:05.
Largest lead - UM by 16 2nd-16:18, NC by 8 1st-13:38.
UM led for 27:55. NC led for 11:18. Game was tied for 00:47.

Score tied - 1 time.
Lead changed - 1 time.

Official Basketball Box Score -- Game Totals -- Final Statistics
Virginia Tech vs Miami (FL)
03/03/18 12:01 pm at Coral Gables, Fla. (Watsco Center)

Virginia Tech 68 • 21-10 (10-8 ACC)

#	Player	Total		3-Ptr	Rebounds			PF	TP	A	TO	Blk	Stl	Min	
		FG-FGA	FG-FGA	FT-FTA	Off	Def	Tot								
24	Kerry Blackshear Jr.	f	3-9	1-4	4-4	1	4	5	4	11	1	1	0	0	23
04	N. Alexander-Walker	g	1-6	0-2	0-0	1	3	4	1	2	2	2	1	1	23
05	Justin Robinson	g	6-10	3-4	3-5	1	2	3	1	18	6	6	0	0	35
10	Justin Bibbs	g	3-8	3-7	0-0	0	0	0	3	9	1	0	0	0	27
11	Devin Wilson	g	0-1	0-0	0-0	0	3	3	1	0	3	0	0	1	19
01	Tyrre Jackson		2-2	0-0	1-2	1	0	1	0	5	1	0	0	1	8
03	Wabissa Bede		0-0	0-0	0-0	1	0	1	1	0	0	0	0	0	5
13	Ahmed Hill		2-3	2-3	1-2	1	1	2	1	7	0	2	0	1	21
14	P.J. Horne		2-5	0-0	2-2	1	3	4	3	6	0	2	1	0	17
15	Chris Clarke		4-5	0-0	2-4	1	4	5	1	10	2	2	0	0	22
Team						2	3	5							
Totals			23-49	9-20	13-19	10	23	33	16	68	16	15	2	4	200
FG % 1st Half: 12-26		46.2%	2nd half: 11-23		47.8%	Game: 23-49		46.9%	Deadball						
3FG % 1st Half: 6-12		50.0%	2nd half: 3-8		37.5%	Game: 9-20		45.0%	Rebounds						
FT % 1st Half: 9-13		69.2%	2nd half: 4-6		66.7%	Game: 13-19		68.4%	2						

Miami (FL) 69 • 22-8 (11-7 ACC)

#	Player	Total			3-Ptr		Rebounds			PF	TP	A	TO	Blk	Stl	Min	
		FG-FA	FG-FGA	FT-FTA	Off	Def	Tot	Off	Def								Tot
20	Dewan Huell	f	3-4	0-0	3-6	0	4	4	3	9	0	2	0	0	0	19	
35	Chris Stowell	f	0-0	0-0	1-2	0	0	0	0	1	0	0	0	0	0	1	
00	Ja'Quan Newton	g	1-5	0-0	0-0	0	2	2	0	2	2	5	1	1	31	31	
04	Lonnie Walker	g	5-11	2-7	0-0	0	1	1	0	12	3	0	0	0	2	32	
05	Mike Robinson	g	0-1	0-1	0-0	0	0	0	0	0	0	0	0	0	0	1	
01	DJ Vasiljevic	g	6-10	4-6	0-0	1	0	1	1	16	1	1	0	1	24	24	
02	Chris Lykes	g	3-7	3-6	6-9	0	1	1	3	15	7	4	0	2	28	28	
03	Anthony Lawrence	g	3-6	2-4	0-0	0	6	6	2	8	3	0	2	2	30	30	
14	Rodney Miller	g	1-1	0-0	0-1	0	0	0	1	2	0	0	0	0	3	3	
15	Ebuka Izundu	g	2-3	0-0	0-0	1	2	3	3	4	0	0	0	0	11	11	
21	Sam Waardenburg	g	0-2	0-2	0-0	2	3	5	3	0	1	1	1	0	20	20	
Team							2	1	3								
Totals			24-50	11-26	10-18	6	20	26	16	69	17	13	4	8	200		
FG % 1st Half: 11-28		39.3%	2nd half: 13-22		59.1%	Game: 24-50		48.0%	Deadball								Rebounds
3FG % 1st Half: 5-17		29.4%	2nd half: 6-9		66.7%	Game: 11-26		42.3%									
FT % 1st Half: 5-9		55.6%	2nd half: 5-9		55.6%	Game: 10-18		55.6%									

Officials: Jamie Luckie, Ted Valentine, Mark Schnur
Technical fouls: Virginia Tech-None. Miami (FL)-None.
Attendance: 7164

Score by periods	1st	2nd	Total
Virginia Tech	39	29	68
Miami (FL)	32	37	69

Last FG - VT 2nd-02:42, UM 2nd-00:55.
Largest lead - VT by 12 1st-02:23, UM by 9 2nd-08:24.
VT led for 20:19. UM led for 15:04. Game was tied for 04:37.

Score tied - 4 times.
Lead changed - 4 times.

Official Basketball Box Score -- Game Totals -- Final Statistics
North Carolina vs Miami (FL)
03/08/18 9:30 pm at Barclays Center (Brooklyn, NY)

North Carolina 82 • 24-9

#	Player		Total			3-Ptr			Rebounds			PF	TP	A	TO	Blk	Stl	Min	
			FG-FGA	FG-FGA	FT-FTA	Off	Def	Tot	Off	Def	Tot								
01	Pinson, Theo	f	9-12	2-2	5-6	1	10	11	2	25	3	4	1	3	35				
32	Maye, Luke		1-15	0-5	0-0	5	8	13	1	2	2	1	0	0	30				
02	Berry II, Joel	g	4-14	1-6	2-2	0	2	2	1	11	2	1	1	1	32				
13	Johnson, Cameron	g	3-8	1-4	6-7	5	2	7	1	13	5	0	1	1	31				
24	Williams, Kenny	g	4-9	1-5	2-2	1	4	5	3	11	1	0	3	0	34				
00	Woods, Seventh		1-3	0-0	1-1	0	0	0	1	3	1	0	0	0	6				
03	Platsek, Andrew		0-2	0-2	1-2	1	2	1	1	0	0	0	0	0	4				
04	Robinson, Brandon		1-1	0-0	0-0	0	2	3	1	3	2	1	0	1	8				
11	Shue, Shea		0-0	0-0	0-0	0	0	0	0	0	0	0	0	0	1				
14	Ma, Kane		0-0	0-0	0-0	0	0	0	0	0	0	0	0	0	1				
15	Brooks, Garrison		2-3	0-0	1-2	1	2	3	1	5	1	0	1	0	9				
21	Manley, Sterling		2-2	0-0	0-0	0	1	1	1	4	0	1	1	1	0				
22	Miller, Walker		0-0	0-0	0-0	0	0	0	0	0	1	0	0	0	1				
25	Rohlfman, Aaron		1-1	0-0	0-1	0	0	0	0	2	0	0	0	0	1				
42	Huffman, Brandon		1-1	0-0	0-0	0	1	1	0	2	1	0	0	0	1				
Team						2													
Totals				29-71	6-25	18-23	17	35	52	13	82	19	8	8	5	200			
FG % 1st Half: 11-35			31.4%	2nd half: 18-25			50.0%	Game: 29-71			40.8%								
3FG % 1st Half: 2-15			13.3%	2nd half: 4-10			40.0%	Game: 6-25			24.0%								
FT % 1st Half: 8-10			80.0%	2nd half: 10-13			76.9%	Game: 18-23			78.3%								



11 BRUCE BROWN JR.

So. • 6-5 • 205 • Guard
Boston, Mass.
Vermont Academy

PRESEASON HONORS

- Preseason All-ACC Second Team
- Preseason ESPN Third-Team All-American
- Wooden Award Preseason Top 50
- Citizen Naismith Trophy Watch List
- Julius Erving Small Forward of Year Award Watch List
- Lute Olson National Player of Year Award Watch List
- Oscar Robertson Trophy Watch List

2017-18 HIGHLIGHTS

- Currently out with left-foot injury, which was diagnosed on Jan. 29; has missed last 11 games, had surgery Feb. 1
- Ranked 12th in ACC in rebounds at 7.1 per game at time of injury (second among guards)
- Second on team in assists with 76
- Recorded second career triple-double in season opener vs. Gardner-Webb (10 points, 11 rebounds, 10 assists)

- Triple-double was third in program history and 31st in ACC history (sixth player in league history with two career triple-doubles)

- Had 14 points, seven rebounds, four assists, three steals in win over North Florida (11/25)
- Posted 16 points, nine rebounds, five assists and no turnovers in win at No. 12 Minnesota (11/29)
- Scored 14 of his 17 points in the first half in win against Princeton (12/2)
- Missed Boston U. game with left hand injury; returned for GW game
- Averaged 12.3 points, 6.0 rebounds and 4.0 assists in Diamond Head Classic; scored season-high 20 points against Middle Tennessee
- Had 11 points and five boards in ACC opener at Pitt (12/30)
- Recorded nine points, nine rebounds, career-high four blocks and three steals at Georgia Tech (1/3)

- Tallied 23 points, including career-best 12-of-14 effort at free-throw line, in win over Florida State (1/7)
- Scored 19 points and dished out nine assists in win at NC State (1/21)

2017-18 GAME-BY-GAME

	GS	Min	FG	Pct	3FG	Pct	FT	Pct	O-D-T	Avg	PF	FO	A	TO	Blk	Stl	Pts	Avg
Gard-Webb	*	31	5-9	.556	0-2	.000	0-3	.000	1-10-11	11.0	2	0	10	1	0	1	10	10.0
Navy	*	31	1-10	.100	0-3	.000	1-2	.500	1-5-6	8.5	1	0	6	3	1	0	3	6.5
Florida A&M	*	32	6-10	.600	2-4	.500	1-4	.250	1-7-8	8.3	2	0	4	2	0	2	15	9.3
vs. La Salle	*	33	2-9	.222	1-2	.500	2-4	.500	0-11-11	9.0	2	0	3	3	1	0	7	8.8
N. Florida	*	32	7-14	.500	0-2	.000	0-0	.000	1-6-7	8.6	2	0	4	1	0	3	14	9.8
at Minnesota	*	37	6-11	.545	2-4	.500	2-2	1.000	3-6-9	8.7	1	0	5	0	0	1	16	10.8
vs. Princeton	*	30	6-8	.750	4-5	.800	1-1	1.000	2-6-8	8.6	1	0	3	2	1	0	17	11.7
Boston U.		DNP (left hand)																
at GW	*	38	1-6	.167	0-3	.000	1-2	.500	1-2-3	7.9	2	0	3	1	0	3	3	10.6
at Hawai'i	*	32	1-4	.250	1-2	.500	1-2	.500	0-5-5	7.6	4	0	8	2	0	0	4	9.9
vs NMSU	*	32	3-10	.300	0-4	.000	7-9	.778	2-5-7	7.5	1	0	1	2	0	0	13	10.2
vs MTSU	*	39	8-16	.500	0-5	.000	4-7	.571	0-6-6	7.4	2	0	3	4	1	2	20	11.1
at Pitt	*	33	5-9	.556	0-2	.000	1-2	.500	2-3-5	7.2	2	0	3	2	1	1	11	11.1
at Ga. Tech	*	37	4-12	.333	1-3	.333	0-0	.000	2-7-9	7.3	3	0	2	4	4	3	9	10.9
FSU	*	36	5-8	.625	1-2	.500	12-14	.857	0-4-4	7.1	2	0	2	3	0	1	23	11.8
at Clemson	*	33	1-8	.125	0-3	.000	2-4	.500	3-4-7	7.1	5	1	1	2	2	2	4	11.3
Duke	*	32	3-12	.250	0-2	.000	1-1	1.000	2-5-7	7.1	4	0	2	3	0	2	7	11.0
at NC State	*	32	7-8	.875	3-3	1.000	2-3	.667	0-4-4	6.9	2	0	9	3	0	1	19	11.5
Louisville	*	38	2-10	.200	0-4	.000	4-8	.500	4-7-11	7.1	3	0	2	3	3	3	8	11.3
at FSU	*	32	5-14	.357	1-5	.200	2-2	1.000	0-7-7	7.1	2	0	5	2	1	0	13	11.4
Pittsburgh		DNP (left foot)																
at Va. Tech		DNP (left foot)																
Wake Forest		DNP (left foot)																
at BC		DNP (left foot)																
Virginia		DNP (left foot)																
Syracuse		DNP (left foot)																
at ND		DNP (left foot)																
BC		DNP (left foot)																
at UNC		DNP (left foot)																
Va. Tech		DNP (left foot)																
vs. UNC		DNP (left foot)																

2016-17

Opponent	P	R	A
WCU	7	8	5
at N. Florida	7	6	2
Penn	15	5	1
vs Stanford	10	6	2
vs Iowa State	2	7	2
vs Florida	15	4	1
Rutgers	11	9	2
vs Wofford	12	5	1
SC State	11	11	10
FAU	14	8	6
GW	14	12	2
Columbia	8	6	5
NC State	17	8	4
at Syracuse	9	7	2
Notre Dame	7	9	1
at Pittsburgh	17	6	3
at Wake Forest	9	3	1
at Duke	15	5	6
Boston Coll.	12	6	4
North Carolina	30	4	5
Florida State	17	5	1
at NC State	7	2	6
Virginia Tech	2	5	4
at Louisville	12	7	4
Georgia Tech	8	3	5
Clemson	9	5	5
at Virginia	14	3	0
Duke	25	4	4
at Va Tech	8	3	5
vs Florida St.	10	0	1
vs Syracuse	5	5	1
vs UNC	21	7	1
vs Michigan St.	11	2	4

SEASON/CAREER HIGHS

Points

Season: 23 Florida State, 1/7/18
 Career: 30 North Carolina, 1/28/17
 ACC: 30 North Carolina, 1/28/17

Rebounds

Season: 11 2x, last vs. La Salle, 11/22/17
 Career: 12 George Washington, 12/22/16
 ACC: 9 Notre Dame, 1/12/17

Assists

Season: 10 Gardner-Webb, 11/10/17
 Career: 10 2x, last vs. Gard.-Webb, 11/10/17
 ACC: 9 at NC State, 1/18/18

Steals

Season: 3 3x, last at Ga. Tech, 1/3/18
 Career: 3 8x, last at Ga. Tech, 1/3/18
 ACC: 3 NC State, 12/31/16

Blocked Shots

Season: 4 at Georgia Tech, 1/3/18
 Career: 4 at Georgia Tech, 1/3/18
 ACC: 4 at Georgia Tech, 1/3/18

Field Goals

Season: 8 Middle Tennessee, 12/25/17
 Career: 11 Duke, 2/25/17
 ACC: 11 Duke, 2/25/17

Field-Goal Attempts

Season: 16 Middle Tennessee, 12/25/17
 Career: 18 Duke, 2/25/17
 ACC: 18 Duke, 2/25/17

Free Throws

Season: 12 Florida State, 1/7/18
 Career: 12 Florida State, 1/7/18
 ACC: 12 Florida State, 1/7/18

Free-Throw Attempts

Season: 14 Florida State, 1/7/18
 Career: 14 Florida State, 1/7/18
 ACC: 14 Florida State, 1/7/18

3-Point Field Goals

Season: 4 Princeton, 12/2/17
 Career: 4 North Carolina, 1/28/17
 ACC: 4 North Carolina, 1/28/17

3-Point Field-Goal Attempts

Season: 5 2x, last vs. MTSU, 12/25/17
 Career: 6 North Carolina, 1/28/17
 ACC: 6 North Carolina, 1/28/17

Minutes

Season: 39 Middle Tennessee, 12/25/17
 Career: 44 at Virginia, 2/20/17
 ACC: 44 at Virginia, 2/20/17

CAREER TRIPLE-DOUBLES

10p, 11r, 10a vs. Gardner-Webb, 11/10/17
 11p, 11r, 10a vs. South Carolina State, 12/6/16

CAREER DOUBLE-DOUBLES


10p, 11r, 10a vs. Gardner-Webb, 11/10/17
 14p, 12r vs. George Washington, 12/22/16
 11p, 11r, 10a vs. South Carolina State, 12/6/16

CAREER STATISTICS

Season	GP	GS	Min.	Avg.	FG	FGA	Pct.	3-Point FG	3-Point FGA	3-Point Pct.	Free Throws FT	Free Throws FTA	Free Throws Pct.	Rebounds Off.	Rebounds Def.	Tot.	Avg.	PF	FO	Ast.	TO	Blk	Stl	Scoring Pts.	Avg.
2016-17	33	29	1053	31.9	134	292	.459	33	95	.347	90	121	.744	48	138	186	5.6	83	2	106	67	18	49	391	11.8
2017-18	19	19	640	33.7	78	188	.415	16	60	.267	44	70	.629	25	110	135	7.1	43	1	76	43	15	25	216	11.4
TOTAL	52	48	1693	32.6	212	480	.442	49	155	.316	134	191	.702	73	248	321	6.2	126	3	182	110	33	74	607	11.7

NCAA TOURNAMENT STATISTICS

Season	GP	GS	Min.	Avg.	FG	FGA	Pct.	3-Point FG	3-Point FGA	3-Point Pct.	Free Throws FT	Free Throws FTA	Free Throws Pct.	Rebounds Off.	Rebounds Def.	Tot.	Avg.	PF	FO	Ast.	TO	Blk	Stl	Scoring Pts.	Avg.
2016-17	1	1	34	34.0	3	6	.500	1	3	.333	4	6	.667	0	2	2	2.0	3	0	4	1	0	3	11	11.0



20 DEWAN HUELL

So. • 6-11 • 236 • Forward
Miami, Fla.
Miami Norland HS

2017-18 HIGHLIGHTS

- Ranks 14th in ACC in overall rebounding (6.6) and 14th in ACC games (6.9)
- Scored in double figures in 19 games, including three 20-plus point efforts
- Owns five career double-doubles (tied for 12th among active ACC players) – all coming this season
- Only Miami player to start all 31 games this season
- Tied for team lead with 14 points in season opener
- Recorded first career double-double against Navy (11/12) with 14 points and 10 rebounds
- Recorded 16 points (8-10 FG) in win vs. La Salle (11/22)
- Had huge game at No. 12 Minnesota, with career-high 23 points (15 in second half) (11/29)
- Recorded second double-double with 15 points, 12 rebounds at GW (12/16)
- Named to Diamond Head Classic All-Tournament Team; averaged 15.7 points, 6.0 rebounds and 1.7 blocks in tournament
- Scored 21 points against Middle Tennessee, hitting 7-of-8 from field and 7-of-8 from free-throw line (12/25)
- Recorded team-high 13 points as well as seven rebounds at Georgia Tech (1/3)
- Scored 20 points with eight boards against Florida State (1/7)
- Picked up third career double-double with 18 points, career-high 13 rebounds vs. Duke (1/15)
- Had double-double in OT win over Louisville with 18 points, 12 rebounds (1/24)
- Scored 16 points and grabbed nine rebounds in win over BC (2/24)
- Posted 14 and points and team-high eight rebounds in win at UNC (2/27)

2017-18 GAME-BY-GAME

	GS	Min	FG	Pct	3FG	Pct	FT	Pct	O-D-T	Avg	PF	FO	A	TO	Blk	Stl	Pts	Avg
Gard-Webb	*	18	6-9	.667	0-0	.000	2-3	.667	2-6-8	8.0	1	0	2	3	2	1	14	14.0
Navy	*	22	6-8	.750	0-0	.000	2-3	.667	3-7-10	9.0	2	0	1	1	1	1	14	14.0
Florida A&M	*	24	4-6	.667	0-0	.000	2-2	1.000	1-4-5	7.7	1	0	0	1	1	2	10	12.7
vs. La Salle	*	26	8-10	.800	0-1	.000	0-0	.000	2-5-7	7.5	3	0	0	1	1	0	16	13.5
N. Florida	*	23	4-6	.667	0-0	.000	5-7	.714	1-5-6	7.2	2	0	0	3	0	0	13	13.4
at Minnesota	*	27	10-16	.625	0-0	.000	3-5	.600	1-1-2	6.3	3	0	0	0	1	0	23	15.0
vs. Princeton	*	15	3-7	.429	0-0	.000	3-4	.750	1-0-1	5.6	3	0	0	2	0	1	9	14.1
Boston U.	*	20	2-4	.500	0-0	.000	2-4	.500	2-4-6	5.6	1	0	1	0	3	0	6	13.1
at GW	*	31	7-12	.583	0-0	.000	1-2	.500	3-9-12	6.3	1	0	0	1	1	0	15	13.3
at Hawai'i	*	31	7-10	.700	0-0	.000	2-2	1.000	1-5-6	6.3	2	0	0	1	1	1	16	13.6
vs NMSU	*	27	4-6	.667	0-0	.000	2-4	.500	3-6-9	6.5	3	0	1	0	2	0	10	13.3
vs MTSU	*	32	7-8	.875	0-0	.000	7-8	.875	0-3-3	6.3	2	0	0	0	1	0	21	13.9
at Pitt	*	21	4-7	.571	0-0	.000	0-0	.000	2-5-7	6.3	0	0	0	1	1	1	8	13.5
at Ga. Tech	*	32	4-7	.571	0-0	.000	5-6	.833	4-4-8	6.4	1	0	1	1	2	0	13	13.4
FSU	*	34	8-12	.667	0-1	.000	4-7	.571	2-6-8	6.5	3	0	1	1	2	0	20	13.9
at Clemson	*	30	4-9	.444	0-0	.000	2-3	.667	3-4-7	6.6	3	0	2	0	1	2	10	13.6
Duke	*	32	8-16	.500	0-1	.000	2-3	.667	7-6-13	6.9	3	0	1	3	0	0	18	13.9
at NC State	*	21	4-9	.444	0-0	.000	0-0	.000	0-2-2	6.7	3	0	0	1	1	1	8	13.6
Louisville	*	35	7-10	.700	0-0	.000	4-5	.800	5-7-12	6.9	1	0	0	4	0	0	18	13.8
at FSU	*	36	3-7	.429	0-0	.000	2-2	1.000	3-3-6	6.9	2	0	0	2	0	2	8	13.5
Pittsburgh	*	30	4-7	.571	0-0	.000	3-4	.750	3-3-6	6.9	0	0	1	1	0	0	11	13.4
at Va. Tech	*	20	0-5	.000	0-0	.000	3-4	.750	0-4-4	6.7	1	0	0	1	0	0	3	12.9
Wake Forest	*	25	4-7	.571	0-0	.000	2-4	.500	3-7-10	6.9	2	0	0	2	2	1	10	12.8
at BC	*	24	1-5	.200	0-0	.000	0-0	.000	1-3-4	6.8	3	0	0	2	1	0	2	12.3
Virginia	*	16	0-1	.000	0-0	.000	0-0	.000	0-3-3	6.6	1	0	0	1	1	0	0	11.8
Syracuse	*	29	3-6	.500	0-0	.000	1-2	.500	2-8-10	6.7	1	0	0	1	1	0	7	11.7
at ND	*	25	3-7	.429	0-0	.000	1-2	.500	0-3-3	6.6	2	0	0	4	0	0	7	11.5
BC	*	32	6-9	.667	0-0	.000	4-4	1.000	4-5-9	6.7	4	0	2	0	0	1	16	11.6
at UNC	*	21	6-10	.600	0-0	.000	2-2	1.000	3-5-8	6.7	3	0	0	1	1	1	14	11.7
Va. Tech	*	19	3-4	.750	0-0	.000	3-6	.500	0-4-4	6.6	3	0	0	2	0	0	9	11.6
vs. UNC	*	22	2-8	.250	0-0	.000	1-2	.500	2-5-7	6.6	0	0	0	1	0	1	5	11.4

2016-17

Opponent	P	R	A
WCU	13	7	1
at N. Florida	15	8	0
Penn	11	5	0
vs Stanford	3	3	0
vs Iowa State	5	6	0
vs Florida	10	6	1
Rutgers	14	7	0
vs Wofford	2	1	0
SC State	5	3	0
FAU	9	10	0
GW	2	1	0
Columbia	4	1	0
NC State	0	0	1
at Syracuse	6	3	1
Notre Dame	2	0	0
at Pittsburgh	4	3	0
at Wake Forest	9	8	0
at Duke	7	3	0
Boston Coll.	8	3	1
North Carolina	5	1	0
Florida State	7	1	0
at NC State	3	2	0
Virginia Tech	3	5	0
at Louisville	4	3	1
Georgia Tech	13	2	0
Clemson	6	1	0
at Virginia	1	1	0
Duke	2	1	0
at Va Tech	0	1	0
vs Florida St.	5	2	0
vs Syracuse	DNP		
vs UNC	1	1	0
vs Michigan St.	8	0	0

SEASON/CAREER HIGHS

Points

Season: 23 at Minnesota, 11/29/17
 Career: 23 at Minnesota, 11/29/17
 ACC: 20 Florida State, 1/7/18

Rebounds

Season: 13 Duke, 1/15/18
 Career: 13 Duke, 1/15/18
 ACC: 13 Duke, 1/15/18

Assists

Season: 2 3x, last vs. BC, 2/24/18
 Career: 2 3x, last vs. BC, 2/24/18
 ACC: 2 2x, last vs. BC, 2/24/18

Steals

Season: 2 3x, last at Florida St., 1/27/18
 Career: 2 4x, last at Florida St., 1/27/18
 ACC: 2 2x, last at Florida St., 1/27/18

Blocked Shots

Season: 3 2x, last vs. Boston U., 12/5/17
 Career: 3 2x, last vs. Boston U., 12/5/17
 ACC: 3 Virginia Tech, 2/8/17

Field Goals

Season: 10 at Minnesota, 11/29/17
 Career: 10 at Minnesota, 11/29/17
 ACC: 8 2x, last vs. Duke, 1/15/18

Field-Goal Attempts

Season: 16 2x, last vs. Duke, 1/15/18
 Career: 16 2x, last vs. Duke, 1/15/18
 ACC: 16 Duke, 1/15/18

Free Throws

Season: 7 Middle Tennessee, 12/25/17
 Career: 7 Middle Tennessee, 12/25/17
 ACC: 5 2x, last at Georgia Tech, 1/3/18

Free-Throw Attempts

Season: 8 Middle Tennessee, 12/25/17
 Career: 8 Middle Tennessee, 12/25/17
 ACC: 7 Florida State, 1/7/18

3-Point Field Goals

Season: –
 Career: –
 ACC: –

3-Point Field-Goal Attempts

Season: 1 3x, last vs. Duke, 1/15/18
 Career: 1 5x, last vs. Duke, 1/15/18
 ACC: 1 4x, last vs. Duke, 1/15/18

Minutes

Season: 36 at Florida State, 1/27/18
 Career: 36 at Florida State, 1/27/18
 ACC: 36 at Florida State, 1/27/18

CAREER DOUBLE-DOUBLES


15p, 12r at George Washington, 12/16/17
 14p, 10r vs. Navy, 11/12/17
 18p, 13r vs. Duke, 1/15/18
 18p, 12r vs. Louisville, 1/24/18
 10p, 10r vs. Wake Forest, 2/7/18

CAREER STATISTICS

Season	GP	GS	Min.	Avg.	FG	FGA	Pct.	3-Point FG	3-Point FGA	3-Point Pct.	Free Throws FT	Free Throws FTA	Free Throws Pct.	Off.	Rebounds Def.	Rebounds Tot.	Avg.	PF	FO	Ast.	TO	Blk	Stl	Pts.	Avg.
2016-17	32	15	557	17.4	77	145	.531	0	2	.000	33	51	.647	45	54	99	3.1	61	0	6	30	25	13	187	5.8
2017-18	31	31	800	25.8	142	248	.573	0	3	.000	70	100	.700	64	142	206	6.6	60	0	13	42	28	16	354	11.4
TOTAL	63	46	1357	21.5	219	393	.557	0	5	.000	103	151	.682	109	196	305	4.8	121	0	19	72	53	29	541	8.6

NCAA TOURNAMENT STATISTICS

Season	GP	GS	Min.	Avg.	FG	FGA	Pct.	3-Point FG	3-Point FGA	3-Point Pct.	Free Throws FT	Free Throws FTA	Free Throws Pct.	Off.	Rebounds Def.	Rebounds Tot.	Avg.	PF	FO	Ast.	TO	Blk	Stl	Pts.	Avg.
2016-17	1	0	9	9.0	4	5	.800	0	0	.000	0	0	.000	0	0	0	0.0	3	0	0	1	0	0	8	8.0



15 EBUKA IZUNDU

Jr. • 6-10 • 235 • Center

Charlotte, N.C. / Lagos, Nigeria

Victory Christian Center

2017-18 HIGHLIGHTS

- Recorded first college double-double in season opener, scoring 14 points and grabbing career-high 10 boards
- Scored seven points and added a pair of blocks in win at Hawai'i (12/23)
- Scored four points, with five rebounds and two blocks at Pitt (12/30)
- Went 7-for-7 from field and scored 15 points in win at NC State (1/21)
- Scored six points and grabbed four boards at Boston College (2/10)
- Scored eight points and pulled down five rebounds in season-high 24 minutes against Virginia (2/13)
- Made first start of season at Notre Dame (2/19) and scored 14 points with eight boards (10 points in game's final 10 minutes); had key putback with 11 seconds remaining to seal game
- Scored 12 points and grabbed five rebounds – all in the first half – in win at UNC (2/27)

2017-18 GAME-BY-GAME

	GS	Min	FG	Pct	3FG	Pct	FT	Pct	O-D-T	Avg	PF	FO	A	T	Blk	Stl	Pts	Avg
Gard-Webb	22	6-7	.857	0-0	.000	2-4	.500	2-8-10	10.0	4	0	1	1	1	0	14	14.0	
Navy	19	5-6	.833	0-0	.000	2-3	.667	3-1-4	7.0	2	0	2	2	2	1	12	13.0	
Florida A&M	21	2-4	.500	0-0	.000	0-2	.000	4-2-6	6.7	0	0	0	1	3	0	4	10.0	
vs. La Salle	12	1-1	1.000	0-0	.000	1-1	1.000	1-1-2	5.5	4	0	0	2	0	1	3	8.3	
N. Florida	11	2-2	1.000	0-0	.000	1-2	.500	2-5-7	5.8	0	0	0	3	0	0	5	7.6	
at Minnesota	13	0-0	.000	0-0	.000	0-0	.000	2-1-3	5.3	3	0	1	1	2	0	0	6.3	
vs. Princeton	20	3-4	.750	0-0	.000	0-0	.000	2-2-4	5.1	3	0	0	1	0	0	6	6.3	
Boston U.	19	0-1	.000	0-0	.000	0-2	.000	3-2-5	5.1	4	0	0	1	0	1	0	5.5	
at GW	14	1-2	.500	0-0	.000	0-0	.000	3-0-3	4.9	1	0	0	0	1	1	2	5.1	
at Hawai'i	11	3-6	.500	0-0	.000	1-2	.500	2-1-3	4.7	1	0	0	0	2	0	7	5.3	
vs NMSU	17	2-4	.500	0-0	.000	0-0	.000	0-3-3	4.5	2	0	0	2	0	1	4	5.2	
vs MTSU	8	1-2	.500	0-0	.000	0-0	.000	1-1-2	4.3	3	0	0	2	0	0	2	4.9	
at Pitt	17	2-4	.500	0-0	.000	0-0	.000	2-3-5	4.4	1	0	1	0	2	0	4	4.8	
at Ga. Tech	6	0-0	.000	0-0	.000	0-0	.000	0-1-1	4.1	4	0	0	1	0	0	0	4.5	
FSU	14	2-3	.667	0-0	.000	0-0	.000	0-1-1	3.9	4	0	0	1	0	0	4	4.5	
at Clemson	13	0-0	.000	0-0	.000	0-2	.000	1-2-3	3.9	2	0	0	0	0	1	0	4.2	
Duke	12	1-4	.250	0-0	.000	0-0	.000	2-1-3	3.8	1	0	0	1	0	0	2	4.1	
at NC State	19	7-7	1.000	0-0	.000	1-2	.500	0-3-3	3.8	5	1	0	1	0	0	15	4.7	
Louisville	10	1-2	.500	0-0	.000	0-0	.000	0-1-1	3.6	2	0	0	1	0	0	2	4.5	
at FSU	9	1-1	1.000	0-0	.000	0-0	.000	0-0-0	3.5	3	0	0	0	1	0	2	4.4	
Pittsburgh	12	2-3	.667	0-0	.000	0-0	.000	2-2-4	3.5	1	0	0	0	1	0	4	4.4	
at Va. Tech	9	2-4	.500	0-0	.000	1-1	1.000	1-1-2	3.4	1	0	0	0	0	1	5	4.4	
Wake Forest	11	1-1	1.000	0-0	.000	1-2	.500	0-2-2	3.3	1	0	0	0	0	1	3	4.3	
at BC	13	3-3	1.000	0-0	.000	0-2	.000	3-1-4	3.4	3	0	0	1	0	0	6	4.4	
Virginia	24	4-6	.667	0-0	.000	0-0	.000	3-2-5	3.4	3	0	0	1	1	1	8	4.6	
Syracuse	12	1-1	1.000	0-0	.000	0-0	.000	1-1-2	3.4	0	0	0	0	0	1	2	4.5	
at ND	* 26	7-8	.875	0-0	.000	0-1	.000	4-4-8	3.6	4	0	0	0	2	3	14	4.8	
BC	* 15	2-3	.667	0-0	.000	0-0	.000	4-2-6	3.6	1	0	0	2	0	0	4	4.8	
at UNC	19	5-6	.833	0-0	.000	2-2	1.000	1-4-5	3.7	3	0	0	0	0	1	12	5.0	
Va. Tech	11	2-3	.667	0-0	.000	0-0	.000	1-2-3	3.7	3	0	0	0	0	0	4	5.0	
vs. UNC	13	2-3	.667	0-0	.000	1-2	.500	3-2-5	3.7	4	0	2	0	1	0	5	5.0	

	2016-17				2015-16			
Opponent	P	R	A		Opponent	P	R	A
WCU	13	7	1		UTRGV	0	0	0
at N. Florida	15	8	0		Louisiana	0	0	0
vs Stanford	0	3	0		vs. Miss. St.	11	7	0
vs Iowa State	0	3	0		vs. Utah	4	3	1
vs Florida	0	0	0		Charlotte	0	0	1
Rutgers	4	2	0		Florida	0	1	0
vs Wofford	9	5	0		Charleston	1	0	0
SC State	9	3	0		at La Salle	6	4	0
FAU	2	2	0		at Clemson	0	0	0
GW	12	4	0		Pittsburgh	2	0	0
Columbia	6	3	1		at Florida St.	0	0	0
NC State	3	7	0		Virginia Tech	0	0	0
at Syracuse	0	2	0		at UNC	6	2	1
Notre Dame	2	4	0		at Virginia Tech	2	0	0
at Pittsburgh	2	2	0		vs. Villanova	0	2	0
at Wake	6	5	0					
at Duke	0	2	1					
Boston College	0	2	0					
UNC	0	3	0					
Florida State	0	1	0					
at NC State	16	6	0					
Virginia Tech	8	1	1					
at Louisville	8	5	0					
Georgia Tech	2	3	0					
Clemson	12	2	1					
at Virginia	6	3	1					
Duke	3	5	0					
at Va. Tech	0	2	0					
vs Florida St.	0	2	0					
vs Syracuse	0	1	0					
vs UNC	2	2	0					
vs Michigan St.	5	3	0					

SEASON/CAREER HIGHS

Points

Season: 15 at NC State, 1/21/18
 Career: 16 at NC State, 2/4/17
 ACC: 16 at NC State, 2/4/17

Rebounds

Season: 10 Gardner-Webb, 11/10/17
 Career: 10 Gardner-Webb, 11/10/17
 ACC: 7 NC State, 12/31/16

Assists

Season: 2 2x, last vs. N. Carolina, 3/8/18
 Career: 2 2x, last vs. N. Carolina, 3/8/18
 ACC: 1 6x, last at Pitt, 12/30/17

Steals

Season: 3 at Notre Dame, 2/19/18
 Career: 3 at Notre Dame, 2/19/18
 ACC: 3 at Notre Dame, 2/19/18

Blocked Shots

Season: 3 Florida A&M, 11/16/17
 Career: 3 4x, last vs. Florida A&M, 11/16/17
 ACC: 3 Notre Dame, 1/12/17

Field Goals

Season: 7 2x, last at Notre Dame, 2/19/18
 Career: 7 2x, last at Notre Dame, 2/19/18
 ACC: 7 2x, last at Notre Dame, 2/19/18

Field-Goal Attempts

Season: 8 at Notre Dame, 2/19/18
 Career: 10 Clemson, 2/18/17
 ACC: 10 Clemson, 2/18/17

Free Throws

Season: 2 3x, last at UNC, 2/27/18
 Career: 5 vs. Mississippi State, 11/19/15
 ACC: 4 2x, last at NC State, 2/4/17

Free-Throw Attempts

Season: 4 Gardner-Webb, 11/10/17
 Career: 7 vs. Mississippi State, 11/19/15
 ACC: 6 at North Carolina, 2/20/16

Minutes

Season: 26 at Notre Dame, 2/19/18
 Career: 27 at NC State, 2/4/17
 ACC: 27 at NC State, 2/4/17

CAREER DOUBLE-DOUBLES

14p, 10r vs. Gardner-Webb, 11/10/17

CAREER STATISTICS

Season	GP	GS	Min.	Avg.	FG	FGA	Pct.	FG	FGA	Pct.	FT	FTA	Pct.	Off.	Def.	Tot.	Avg.	PF	FO	Ast.	TO	Blk	Stl	Pts.	Avg.
2015-16	15	0	79	5.3	10	16	.625	0	0	.000	12	19	.632	13	6	19	1.3	17	0	3	5	3	2	32	2.1
2016-17	32	9	417	13.0	53	98	.541	0	0	.000	29	42	.690	47	50	97	3.0	75	2	6	27	25	7	135	4.2
2017-18	31	2	452	14.6	71	101	.703	0	0	.000	13	30	.433	53	62	115	3.7	73	1	7	25	19	14	155	5.0
TOTAL	78	11	948	12.2	134	215	.623	0	0	.000	54	91	.593	113	118	231	3.0	165	3	16	57	47	23	322	4.1

NCAA TOURNAMENT STATISTICS

Season	GP	GS	Min.	Avg.	FG	FGA	Pct.	FG	FGA	Pct.	FT	FTA	Pct.	Off.	Def.	Tot.	Avg.	PF	FO	Ast.	TO	Blk	Stl	Pts.	Avg.
2015-16	1	0	3	3.0	0	0	.000	0	0	.000	0	0	.000	2	0	2	2.0	0	0	0	0	1	0	0	0.0
2016-17	1	0	18	18.0	2	5	.400	0	0	.000	1	2	.500	2	1	3	3.0	4	0	0	0	0	0	5	5.0
TOTAL	2	0	21	10.5	2	5	.400	0	0	.000	1	2	.500	4	1	5	2.5	4	0	0	0	1	0	5	2.5



3 ANTHONY LAWRENCE II

Jr. • 6-7 • 210 • Guard

St. Petersburg, Fla.

Lakewood Senior HS

2017-18 HIGHLIGHTS

- Has recorded seven or more rebounds in 14 games
- Ranks 15th in ACC in rebounding (6.6)
- In ACC games only, he ranked third in steals (1.83/game) and 13th in rebounding (7.0)

- Scored 10 points on 4-for-5 shooting and grabbed seven boards in win over Navy (11/12)
- Had a stat sheet stuffer game against La Salle (11/22): set career high with 10 rebounds and tied his career highs in assists (5) and blocks (3)
- Scored 14 points and added three steals against North Florida (11/25)

- Recorded eight points and seven boards while fouling out in win at No. 12 Minnesota (11/29)
- Recorded 10 rebounds against Princeton (12/2)
- Dished out career-high six assists while playing 33 minutes against Boston U. (12/5)
- Scored team-high 12 points (10 in first half), with six boards, three blocks at Pitt (12/30)
- Pulled down career-high 12 rebounds in back-to-back games at Georgia Tech (1/3) and vs. Florida State (1/7); first UM player to record two straight 12-plus rebound games since Tonye Jikiri in January 2016
- Scored season-high 16 points at Clemson (1/13)

- Had strong game against Duke with 13 points, seven rebounds, career-high five steals (1/15)
- Recorded 19 points at Florida State (1/27)
- Recorded first career double-double with 10 points, 10 rebounds vs. Pitt (1/31)
- Had big double-double at Virginia Tech with career highs in points (25) and rebounds (13) as well as three blocks (2/3)
- Had seven points, six rebounds, six assists and two steals at Notre Dame (2/19)
- Scored 13 points and added nine rebounds in win against BC (2/24)

2017-18 GAME-BY-GAME

	GS	Min	FG	Pct	3FG	Pct	FT	Pct	O-D-T	Avg	PF	FO	A	TO	Blk	Stl	Pts	Avg
Gard-Webb	*	22	1-4	.250	1-3	.333	0-0	.000	3-4-7	7.0	3	0	1	0	0	2	3	3.0
Navy	*	30	4-5	.800	1-2	.500	1-2	.500	0-7-7	7.0	1	0	2	2	2	1	10	6.5
Florida A&M	*	25	4-6	.667	3-5	.600	0-4	.000	0-4-4	6.0	3	0	1	2	0	0	11	8.0
vs. La Salle	*	27	2-6	.333	1-2	.500	2-3	.667	5-5-10	7.0	4	0	5	1	3	1	7	7.8
N. Florida	*	27	4-7	.571	0-1	.000	6-7	.857	3-1-4	6.4	3	0	3	1	0	3	14	9.0
at Minn.	*	25	3-6	.500	2-3	.667	0-0	.000	0-7-7	6.5	5	1	4	2	0	1	8	8.8
vs. Prince.	*	31	2-6	.333	1-3	.333	0-0	.000	1-9-10	7.0	0	0	3	3	2	0	5	8.3
Boston U.	*	33	1-5	.200	1-4	.250	2-3	.667	0-2-2	6.4	2	0	6	3	0	1	5	7.9
at GW	*	31	2-5	.400	1-2	.500	0-0	.000	1-8-9	6.7	3	0	3	1	1	0	5	7.6
at Hawai'i	*	27	5-7	.714	0-1	.000	1-1	1.000	2-2-4	6.4	4	0	0	1	1	1	11	7.9
vs NMSU	*	29	1-3	.333	0-2	.000	2-2	1.000	1-3-4	6.2	2	0	1	2	2	0	4	7.5
vs MTSU	*	34	2-3	.667	2-2	1.000	3-4	.750	3-2-5	6.1	2	0	2	2	1	0	9	7.7
at Pitt	*	28	5-7	.714	2-2	1.000	0-0	.000	1-5-6	6.1	2	0	2	4	3	1	12	8.0
at Ga. Tech	*	32	4-8	.500	0-1	.000	1-2	.500	3-9-12	6.5	3	0	1	1	0	1	9	8.1
FSU	*	32	0-2	.000	0-0	.000	2-2	1.000	0-12-12	6.9	4	0	2	5	0	1	2	7.7
at Clemson	*	33	6-12	.500	2-6	.333	2-4	.500	3-1-4	6.7	2	0	0	1	1	2	16	8.2
Duke	*	36	5-9	.556	3-5	.600	0-0	.000	0-7-7	6.7	2	0	1	2	2	5	13	8.5
at NC State	*	32	5-8	.625	3-4	.750	2-3	.667	1-2-3	6.5	2	0	4	2	0	1	15	8.8
Louisville	*	34	1-7	.143	0-1	.000	0-0	.000	2-4-6	6.5	4	0	1	2	2	1	2	8.5
at FSU	*	33	7-11	.636	4-6	.667	1-1	1.000	1-4-5	6.4	4	0	1	0	1	0	2	19.0
Pitt	*	32	5-11	.455	0-1	.000	0-0	.000	2-8-10	6.6	2	0	3	0	0	2	10	9.0
at Va. Tech	*	36	9-10	.900	3-3	1.000	4-5	.800	4-9-13	6.9	4	0	2	1	3	1	25	9.8
Wake Forest	*	30	1-4	.250	0-2	.000	2-4	.500	0-4-4	6.7	2	0	2	2	0	3	4	9.5
at BC	*	31	1-5	.200	1-3	.333	3-5	.600	2-7-9	6.8	1	0	4	2	1	2	6	9.4
Virginia	*	32	0-7	.000	0-3	.000	2-2	1.000	1-6-7	6.8	1	0	2	0	1	2	2	9.1
Syracuse	*	36	2-9	.222	0-2	.000	0-0	.000	1-3-4	6.7	1	0	5	2	0	3	4	8.9
at ND	*	34	2-7	.286	1-5	.200	2-3	.667	1-5-6	6.7	1	0	6	3	0	2	7	8.8
BC	*	37	5-13	.385	2-7	.286	1-1	1.000	1-8-9	6.8	2	0	0	3	1	1	13	9.0
at UNC	*	26	2-5	.400	0-1	.000	2-2	1.000	1-2-3	6.7	3	0	2	1	0	1	6	8.9
Va. Tech	*	30	3-6	.500	2-4	.500	0-0	.000	0-6-6	6.6	2	0	3	0	2	2	8	8.8
vs. UNC	*	27	4-7	.571	2-2	1.000	2-3	.667	1-5-6	6.6	2	0	1	0	3	1	12	8.9

2016-17					2015-16				
Opponent	P	R	A		Opponent	P	R	A	
WCU	14	5	1		UTRGV	1	2	0	
at N. Florida	4	4	0		Louisiana	12	6	4	
Penn	0	3	2		vs. Miss. St.	10	4	2	
vs Stanford	18	3	1		vs. Utah	0	0	2	
vs Iowa State	6	2	0		vs. Butler	7	1	1	
vs Florida	2	3	2		Northeastern	0	1	0	
Rutgers	8	4	0		at Nebraska	13	7	0	
vs Wofford	3	5	1		Charlotte	9	1	1	
SC State	5	7	1		Charleston	11	2	1	
FAU	13	6	0		at La Salle	2	2	3	
GW	2	2	2		Princeton	0	1	0	
Columbia	10	5	1		Syracuse	1	2	0	
NC State	6	5	1		Florida State	0	0	0	
at Syracuse	0	0	1		at Virginia	0	1	0	
Notre Dame	6	9	1		at Clemson	3	1	0	
at Pittsburgh	9	5	2		at BC	0	0	1	
at Wake	16	0	2		Wake Forest	0	0	0	
at Duke	0	0	0		at NC State	0	0	0	
Boston Coll.	7	6	1		Notre Dame	18	2	0	
North Carolina	3	4	4		at Ga Tech	5	3	3	
Florida State	2	2	1		Pittsburgh	2	1	0	
at NC State	19	4	2		at Florida St	3	1	1	
Virginia Tech	12	4	3		Virginia Tech	5	2	0	
at Louisville	7	3	3		at UNC	11	4	2	
Georgia Tech	4	4	2		Virginia	1	3	2	
Clemson	10	4	5		Louisville	3	2	1	
at Virginia	4	6	5		at Notre Dame	0	1	2	
Duke	2	3	2		at Va Tech	2	4	0	
at Va Tech	18	5	1		vs. Va Tech	4	2	1	
vs Florida St	2	1	1		vs. Virginia	5	4	0	
vs Syracuse	3	2	4		vs. Buffalo	0	0	0	
vs UNC	6	3	1		vs. Wichita St	0	2	0	
vs Mich. State	3	3	0		vs. Villanova	8	1	0	

SEASON/CAREER HIGHS

Points

Season: 25 at Virginia Tech, 2/3/18
Career: 25 at Virginia Tech, 2/3/18
ACC: 25 at Virginia Tech, 2/3/18

Rebounds

Season: 13 at Virginia Tech, 2/3/18
Career: 13 at Virginia Tech, 2/3/18
ACC: 13 at Virginia Tech, 2/3/18

Assists

Season: 6 2x, last at Notre Dame, 2/19/18
Career: 6 2x, last at Notre Dame, 2/19/18
ACC: 6 at Notre Dame, 2/19/18

Steals

Season: 5 Duke, 1/15/18
Career: 5 Duke, 1/15/18
ACC: 5 Duke, 1/15/18

Blocked Shots

Season: 3 4x, last vs. UNC, 3/8/18
Career: 3 5x, last vs. UNC, 3/8/18
ACC: 3 2x, last at Virginia Tech, 2/3/18

Field Goals

Season: 9 at Virginia Tech, 2/3/18
Career: 9 at Virginia Tech, 2/3/18
ACC: 9 at Virginia Tech, 2/3/18

Field-Goal Attempts

Season: 13 Boston College, 2/24/18
Career: 13 Boston College, 2/24/18
ACC: 13 Boston College, 2/24/18

Free Throws

Season: 6 North Florida, 11/25/17
Career: 6 North Florida, 11/25/17
ACC: 4 6x, last at Virginia Tech, 2/3/18

Free-Throw Attempts

Season: 7 North Florida, 11/25/17
Career: 7 North Florida, 11/25/17
ACC: 5 3x, last at Virginia Tech, 2/3/18

3-Point Field Goals

Season: 4 at Florida State, 1/27/18
Career: 4 3x, last at Florida State, 1/27/18
ACC: 4 3x, last at Florida State, 1/27/18

3-Point Field-Goal Attempts

Season: 7 Boston College, 2/24/18
Career: 9 5x, at Virginia Tech, 2/27/17
ACC: 9 4x, at Virginia Tech, 2/27/17

Minutes

Season: 37 Boston College, 2/24/18
Career: 40 at Virginia, 2/20/17
ACC: 40 at Virginia, 2/20/17

CAREER DOUBLE-DOUBLES

10p, 10r vs. Pitt, 1/31/18
25p, 13r at Virginia Tech, 2/3/18

CAREER STATISTICS

Season	GP	GS	Min.	Avg.	FG	FGA	Pct.	3-Point FG	3-Point FGA	3-Point Pct.	Free Throws FT	Free Throws FTA	Free Throws Pct.	Off.	Rebounds Def.	Rebounds Tot.	Avg.	PF	FO	Ast.	TO	Blk	Stl	Scoring Pts.	Avg.
2015-16	33	0	397	12.0	47	92	.511	18	42	.429	24	40	.600	29	34	63	1.9	39	0	27	13	11	17	136	4.1
2016-17	33	18	857	26.0	72	173	.416	35	99	.354	45	62	.726	27	97	124	3.8	78	1	57	47	15	42	224	6.8
2017-18	31	30	952	30.7	98	211	.464	38	88	.432	43	63	.683	44	161	205	6.6	76	1	73	51	31	44	277	8.9
TOTAL	97	48	2206	22.7	217	476	.456	91	229	.397	112	165	.679	100	292	392	4.0	193	2	157	111	57	103	637	6.6

NCAA TOURNAMENT STATISTICS

Season	GP	GS	Min.	Avg.	FG	FGA	Pct.	3-Point FG	3-Point FGA	3-Point Pct.	Free Throws FT	Free Throws FTA	Free Throws Pct.	Off.	Rebounds Def.	Rebounds Tot.	Avg.	PF	FO	Ast.	TO	Blk	Stl	Scoring Pts.	Avg.
2015-16	3	0	37	12.3	3	7	.429	1	3	.333	1	2	.500	2	1	3	1.0	3	0	0	2	2	3	8	2.7
2016-17	1	1	22	22.0	1	5	.200	1	5	.200	0	0	.000	1	2	3	3.0	3	0	0	1	0	0	3	3.0
TOTAL	4	1	59	14.8	4	12	.333	2	8	.250	1	2	.500	3	3	6	1.5	6	0	0	3	2	3	11	2.8



2 CHRIS LYKES

Fr. • 5-7 • 161 • Guard
Mitchellville, Md.
Gonzaga College HS

2017-18 HONORS

- All-ACC Academic Team
- ACC Rookie of the Week - Jan. 8

2017-18 HIGHLIGHTS

- Averaged 11.9 points per game in ACC play (second on team)
- Scored in double figures in 12 ACC games, including eight of last 10 in regular season
- Averaging team-high 13.1 points per game over last 11 games since Bruce Brown Jr.'s injury
- Averaging 12.3 ppg in his eight starts
- Has hit at least one 3-pointer in 25 of 31 games, including two or more in 17 contests
- Hit a 3-pointer and played 18 minutes in college debut against Gardner-Webb (11/10)
- Scored 13 points and dished out four assists in win over Florida A&M (11/16)
- Scored 10 points and added three steals in win at No. 12 Minnesota (11/29)

- Recorded 10 points (2-3 3FG) in ACC opener at Pitt (12/30)
- Scored eight points and handed out five assists at Georgia Tech (1/3)
- Recorded 18 points on 6-of-10 shooting in 25 minutes in win over Florida State (1/7)
- Named ACC Rookie of Week on Jan. 8 after GT/FSU performances
- Scored 13 points (3-5 3FG) at Clemson (1/13)
- Made first college start at NC State (1/21)
- Started and played season-high 33 minutes against Pitt, scoring 13 points and dishing out five assists (1/31)
- Scored 16 points at Boston College (2/10)
- Scored career-high 19 points (17 in second half) against Virginia (2/13)
- Scored 15 points, including 11 in the game's final four minutes, in comeback win over Boston College (2/24)
- Recorded team-high 18 points, including four 3-pointers, in victory at UNC (2/27)
- Scored 15 points and dished out season-high seven assists against Virginia Tech (3/3); hit go-ahead free throw with three seconds remaining

CAREER HIGHS

Points

Career: 19 Virginia, 2/13/18
ACC: 19 Virginia, 2/13/18

Rebounds

Career: 5 at Hawai'i, 12/23/17
ACC: 3 2x, last at BC, 2/10/18

Assists

Career: 7 Virginia Tech, 3/3/18
ACC: 7 Virginia Tech, 3/3/18

Steals

Career: 3 at Minnesota, 11/29/17
ACC: 2 Virginia Tech, 3/3/18

Blocked Shots

Career: 1 at NC State, 1/21/18
ACC: 1 at NC State, 1/21/18

Field Goals

Career: 6 2x, last at UNC, 2/27/18
ACC: 6 2x, last at UNC, 2/13/18

Field-Goal Attempts

Career: 16 Syracuse, 2/17/18
ACC: 16 Syracuse, 2/17/18

Free Throws

Career: 7 Boston College, 2/24/18
ACC: 7 Boston College, 2/24/18

Free-Throw Attempts

Career: 8 Florida State, 1/7/18
ACC: 8 Florida State, 1/7/18

3-Point Field Goals

Career: 4 at North Carolina, 2/27/18
ACC: 4 at North Carolina, 2/27/18

3-Point Field-Goal Attempts

Career: 10 Syracuse, 2/17/18
ACC: 10 Syracuse, 2/17/18

Minutes

Career: 34 Syracuse, 2/17/18
ACC: 34 Syracuse, 2/17/18

2017-18 GAME-BY-GAME

	GS	Min	FG	Pct	3FG	Pct	FT	Pct	O-D-T	Avg	PF	FO	A	TO	Blk	Stl	Pts	Avg
Gardner-Webb	18	1-6	.167	1-5	.200	0-0	.000	0-1-1	1.0	3	0	1	4	0	1	3	3.0	
Navy	17	3-5	.600	2-2	1.000	0-0	.000	0-1-1	1.0	2	0	2	0	0	2	8	5.5	
Florida A&M	21	4-7	.571	3-6	.500	2-3	.667	0-1-1	1.0	2	0	4	1	0	1	13	8.0	
vs. La Salle	6	0-2	.000	0-0	.000	0-0	.000	0-1-1	1.0	2	0	0	1	0	0	0	6.0	
North Florida	19	4-9	.444	2-5	.400	0-1	.000	0-0-0	0.8	2	0	4	1	0	1	10	6.8	
at Minnesota	19	4-8	.500	2-6	.333	0-0	.000	0-1-1	0.8	3	0	0	1	0	3	10	7.3	
vs. Princeton	13	2-6	.333	1-3	.333	0-0	.000	0-1-1	0.9	2	0	2	1	0	1	5	7.0	
Boston University	20	3-5	.600	2-3	.667	0-0	.000	0-0-0	0.8	1	0	0	2	0	0	8	7.1	
at George Washington	12	1-5	.200	1-3	.333	0-0	.000	0-0-0	0.7	2	0	1	1	0	0	3	6.7	
at Hawai'i	19	3-7	.429	1-3	.333	0-0	.000	1-4-5	1.1	1	0	0	1	0	1	7	6.7	
vs New Mexico State	11	0-5	.000	0-4	.000	1-2	.500	0-1-1	1.1	2	0	0	2	0	0	1	6.2	
vs Middle Tennessee	17	3-5	.600	2-3	.667	0-0	.000	0-0-0	1.0	2	0	2	1	0	1	8	6.3	
at Pittsburgh	17	3-5	.600	2-3	.667	2-2	1.000	0-1-1	1.0	2	0	0	3	0	0	10	6.6	
at Georgia Tech	20	2-10	.200	2-8	.250	2-2	1.000	0-0-0	0.9	2	0	5	3	0	0	8	6.7	
Florida State	25	6-10	.600	2-4	.500	4-8	.500	1-0-1	0.9	3	0	2	1	0	1	18	7.5	
at Clemson	26	5-8	.625	3-5	.600	0-0	.000	0-1-1	0.9	1	0	1	3	0	1	13	7.8	
Duke	27	5-13	.385	1-6	.167	2-2	1.000	0-1-1	0.9	1	0	2	1	0	0	13	8.1	
at NC State	* 22	3-7	.429	0-2	.000	0-0	.000	0-2-2	1.0	1	0	5	2	1	1	6	8.0	
Louisville	20	2-6	.333	2-6	.333	3-5	.600	0-0-0	0.9	1	0	4	0	0	1	9	8.1	
at Florida State	13	0-4	.000	0-3	.000	0-0	.000	0-0-0	0.9	3	0	5	1	0	0	0	7.7	
Pittsburgh	* 33	3-10	.300	2-6	.333	5-8	.625	0-3-3	1.0	2	0	5	2	0	0	13	7.9	
at Virginia Tech	* 21	2-4	.500	1-3	.333	1-2	.500	0-2-2	1.0	2	0	0	4	0	0	6	7.8	
Wake Forest	* 31	3-8	.375	1-3	.333	6-7	.857	0-2-2	1.1	2	0	5	2	0	1	13	8.0	
at Boston College	* 30	5-11	.455	2-6	.333	4-5	.800	0-3-3	1.2	3	0	2	4	0	1	16	8.4	
Virginia	* 27	6-12	.500	3-7	.429	4-5	.800	0-1-1	1.2	4	0	1	2	0	0	19	8.8	
Syracuse	* 34	4-16	.250	2-10	.200	4-6	.667	0-0-0	1.1	1	0	4	1	0	0	14	9.0	
at Notre Dame	18	4-5	.800	0-1	.000	1-2	.500	0-1-1	1.1	1	0	1	0	0	1	9	9.0	
Boston College	20	4-9	.444	0-3	.000	7-7	1.000	0-0-0	1.1	4	0	3	2	0	1	15	9.2	
at North Carolina	* 29	6-12	.500	4-8	.500	2-2	1.000	0-1-1	1.1	3	0	4	5	0	1	18	9.5	
Virginia Tech	28	3-7	.429	3-6	.500	6-9	.667	0-1-1	1.1	3	0	7	4	0	2	15	9.7	
vs. North Carolina	* 27	3-11	.273	0-4	.000	0-0	.000	0-1-1	1.1	4	0	1	1	0	1	6	9.6	

CAREER STATISTICS

CAREER STATISTICS								3-Point				Free Throws			Rebounds		Other Stats										Scoring	
Season	GP	GS	Min.	Avg.	FG	FGA	Pct.	FG	FGA	Pct.	FT	FTA	Pct.	Off.	Def.	Tot.	Avg.	PF	FO	Ast.	TO	Blk	Stl	Pts.	Avg.			
2017-18	31	9	660	21.3	97	238	.408	47	137	.343	56	78	.718	2	31	33	1.1	67	0	73	57	1	23	297	9.6			



14 RODNEY MILLER JR.

So. • 7-0 • 255 • Center
Laurelton, N.Y.
Oak Hill Academy

2017-18 HIGHLIGHTS

- Has played in 15 games off bench, including seven in ACC play
- Scored four points in five minutes of action against Navy (11/12)
- Played season-high six minutes against Middle Tennessee (12/25)
- Scored two points and matched career high with three rebounds at Virginia Tech (2/3)
- Recorded three points in five minutes of action in ACC tournament against North Carolina (3/8)

2017-18 GAME-BY-GAME

	GS	Min	FG	Pct	3FG	Pct	FT	Pct	O-D-T	Avg	PF	FO	A	TO	Blk	Stl	Pts	Avg
Gardner-Webb	4	0-1	.000	0-0	.000	0-1	.000	0-1-1	1.0	0	0	0	0	0	0	0	0	0.0
Navy	5	2-3	.667	0-0	.000	0-2	.000	0-0-0	0.5	1	0	0	0	0	0	0	4	2.0
Florida A&M	6	1-1	1.000	0-0	.000	0-0	.000	0-1-1	0.7	0	0	0	0	0	0	0	2	2.0
vs. La Salle	1	0-0	.000	0-0	.000	0-1	.000	0-0-0	0.5	0	0	0	0	0	0	0	0	1.5
North Florida	DNP																	
at Minnesota	DNP																	
vs. Princeton	3	1-1	1.000	0-0	.000	0-1	.000	0-0-0	0.4	0	0	0	0	0	0	0	2	1.6
Boston University	DNP																	
at George Washington	DNP																	
at Hawai'i	DNP																	
vs. New Mexico State	3	0-0	.000	0-0	.000	0-0	.000	0-1-1	0.5	1	0	0	1	0	0	0	0	1.3
vs Middle Tennessee	6	1-1	1.000	0-0	.000	0-0	.000	0-0-0	0.4	2	0	0	1	0	0	0	2	1.4
at Pittsburgh	3	0-2	.000	0-0	.000	0-0	.000	0-0-0	0.4	0	0	0	0	0	0	0	0	1.3
at Georgia Tech	1	0-0	.000	0-0	.000	0-0	.000	0-0-0	0.3	0	0	0	0	0	0	0	0	1.1
Florida State	DNP																	
at Clemson	DNP																	
Duke	DNP																	
at NC State	DNP																	
Louisville	DNP																	
at Florida State	DNP																	
Pittsburgh	DNP																	
at Virginia Tech	4	1-2	.500	0-0	.000	0-0	.000	2-1-3	0.6	1	0	0	1	1	0	0	2	1.2
Wake Forest	3	0-0	.000	0-0	.000	1-2	.500	0-0-0	0.5	0	0	0	0	0	0	0	1	1.2
at Boston College	2	0-0	.000	0-0	.000	0-0	.000	0-0-0	0.5	0	0	0	0	0	0	0	0	1.1
Virginia	DNP																	
Syracuse	DNP																	
at Notre Dame	3	0-0	.000	0-0	.000	0-2	.000	0-0-0	0.5	1	0	0	0	0	0	0	0	1.0
Boston College	DNP																	
at North Carolina	DNP																	
Virginia Tech	3	1-1	1.000	0-0	.000	0-1	.000	0-0-0	0.4	1	0	0	0	0	0	0	2	1.1
vs. North Carolina	5	1-2	.500	0-0	.000	1-2	.500	1-0-1	0.5	0	0	0	0	0	0	0	3	1.2

SEASON/CAREER HIGHS

Points
Season: 4 Navy, 11/12/17
Career: 5 Western Carolina, 11/11/16
ACC: 2 3x, last vs. Virginia Tech, 3/3/18

Rebounds
Season: 3 at Virginia Tech, 2/3/18
Career: 3 2x, last at Virginia Tech, 2/3/18
ACC: 3 at Virginia Tech, 2/3/18

Assists

Season: -
Career: -
ACC: -

Steals

Season: -
Career: -
ACC: -

Blocked Shots

Season: 1 at Virginia Tech, 2/3/18
Career: 1 at Virginia Tech, 2/3/18
ACC: 1 at Virginia Tech, 2/3/18

Field Goals

Season: 2 Navy, 11/12/17
Career: 2 at North Florida, 11/16/16
ACC: 1 2x last at Virginia Tech, 2/3/18

Field-Goal Attempts

Season: 3 Navy, 11/12/17
Career: 4 Western Carolina, 11/11/16
ACC: 3 vs. North Carolina, 3/9/17

Free Throws

Season: 1 2x, last vs. N. Carolina, 3/8/18
Career: 3 Western Carolina, 11/11/16
ACC: 1 2x, last vs. Wake Forest, 2/7/18

Free-Throw Attempts

Season: 2 4x, last vs. N. Carolina, 3/8/18
Career: 6 Western Carolina, 11/11/16
ACC: 2 3x, last at Notre Dame, 2/19/18

3-Point Field Goals

Season: -
Career: -
ACC: -

3-Point Field-Goal Attempts

Season: -
Career: -
ACC: -

Minutes

Season: 6 2x, last vs. New Mexico State, 12/23/17
Career: 11 at North Florida, 11/16/16
ACC: 8 vs. North Carolina, 3/9/17

2016-17

Opponent	P	R	A
WCU	5	2	0
at North Florida	4	3	0
Penn	2	0	0
vs Florida	0	0	0
Rutgers	0	0	0
SC State	0	2	0
FAU	0	0	0
NC State	0	0	0
at Syracuse	0	0	0
at Pittsburgh	0	0	0
at Wake Forest	1	0	0
Florida State	0	0	0
at Louisville	0	0	0
vs North Carolina	2	1	0
vs Michigan St.	0	1	0

CAREER STATISTICS

Season	GP	GS	Min.	Avg.	FG	FGA	Pct.	3-Point	Free Throws	Rebounds	Scoring
2016-17	15	0	57	3.8	5	11	.455	0	4	9	0.6
2017-18	15	0	52	3.5	8	14	.571	0	2	12	0.5
TOTAL	30	0	109	3.6	13	25	.520	0	6	21	0.5

ACC TOURNAMENT STATISTICS

Season	GP	GS	Min.	Avg.	FG	FGA	Pct.	3-Point	Free Throws	Rebounds	Scoring
2016-17	1	0	1	1.0	0	0	.000	0	0	1	0.0



O JA'QUAN NEWTON

Sr. • 6-3 • 191 • Guard
Philadelphia, Pa.
Neumann-Goretti HS

CAREER

- Leads team with 126 career games played (55 starts), which is seventh most in program history (moves to sixth with three more appearances)
- Has been a part of 95 wins at Miami
- Became 38th Hurricane to reach 1,000 career points on Jan. 3 at Georgia Tech (1,134 career points)
- Currently in 28th place in career scoring at Miami (needs 22 points for 27th)
- One of 13 active 1,000-point scorers in the ACC
- With 307 career assists, he stands in 10th place in Miami history
- Scored in double figures in 14 contests (Miami is 12-2 in those games)

2017-18 HIGHLIGHTS

- Recorded 15 points and four assists in win over FAMU (11/16)
- Scored a dozen points and matched a career high with nine assists in win at No. 12 Minnesota (11/29)
- Scored 16 points in win at Hawai'i (12/23)
- Averaged 10.0 points per game in three games at Diamond Head Classic
- Recorded nine points and six assists against Middle Tennessee (12/25)
- Scored 11 points and had four assists in ACC opener at Pitt (12/30)
- Reached 1,000-career point mark in first half at Georgia Tech (1/3)
- Dished out seven assists in win at NC State (1/21)
- Scored 12 points and racked up seven rebounds in OT win over Louisville (1/24)
- Scored 12 points in win at Va. Tech (2/3)

SEASON/CAREER HIGHS

Points

Season: 17 vs. North Carolina, 3/8/18
 Career: 23 Boston College, 1/25/17
 ACC: 23 Boston College, 1/25/17

Rebounds

Season: 7 2x, last vs. UNC, 3/8/18
 Career: 9 Columbia, 12/28/16
 ACC: 7 2x, last vs. Louisville, 1/24/18

Assists

Season: 9 at Minnesota, 11/29/17
 Career: 9 2x, last at Minnesota, 11/29/17
 ACC: 7 3x, last at NC State, 1/21/17

Steals

Season: 3 2x, last vs. Boston U., 12/5/17
 Career: 4 2x, last at NC State, 1/30/16
 ACC: 4 at NC State, 1/30/16

Blocked Shots

Season: 2 Boston U., 12/5/17
 Career: 2 Boston U., 12/5/17
 ACC: 2 Boston U., 12/5/17

Field Goals

Season: 7 vs. North Carolina, 3/8/18
 Career: 9 vs. Iowa State, 11/25/16
 ACC: 8 Boston College, 1/25/17

Field-Goal Attempts

Season: 17 vs. North Carolina, 3/8/18
 Career: 17 vs. North Carolina, 3/8/18
 ACC: 16 Notre Dame, 1/12/17

Free Throws

Season: 8 Louisville, 1/24/18
 Career: 9 2x, last vs. Virginia, 3/11/16
 ACC: 8 Louisville, 1/24/18

Free-Throw Attempts

Season: 10 Louisville, 1/24/18
 Career: 11 vs. Virginia, 3/11/16
 ACC: 10 3x, last vs. Louisville, 1/24/18

3-Point Field Goals

Season: 2 vs. North Carolina, 3/8/18
 Career: 3 Columbia, 12/28/16
 ACC: 2 2x, last at Louisville, 2/11/17

3-Point Field-Goal Attempts

Season: 4 Syracuse, 2/17/18
 Career: 5 Columbia, 12/28/16
 ACC: 4 Syracuse, 2/17/18

Minutes

Season: 36 Boston University, 12/5/17
 Career: 38 2x, last vs. Florida, 11/27/16
 ACC: 36 Notre Dame, 1/12/17

- Scored 16 points vs. Wake Forest (2/7)
- Scored a dozen points and dished out four assists in win at Notre Dame (2/19)
- Scored Miami's final seven points, including running buzzer beater from

- 40 feet, in win at UNC (2/27); scored 15 points in game
- Scored season-high 17 points and grabbed seven boards in ACC tournament game against UNC (3/8)

2017-18 GAME-BY-GAME

	GS	Min	FG	Pct	3FG	Pct	FT	Pct	O-D-T	Avg	PF	FO	A	TO	Blk	Stl	Pts	Avg
Gard-Webb	*	28	4-6	.667	1-2	.500	4-8	.500	0-0-0	0.0	1	0	1	0	0	0	13	13.0
Navy	*	26	6-10	.600	1-3	.333	1-1	1.000	0-3-3	1.5	1	0	1	4	0	1	14	13.5
Florida A&M	*	26	5-9	.556	0-2	.000	5-7	.714	1-2-3	2.0	2	0	4	4	0	1	15	14.0
vs. La Salle	*	30	1-9	.111	0-1	.000	2-3	.667	0-3-3	2.3	1	0	0	1	0	2	4	11.5
N. Florida	*	26	5-8	.625	0-0	.000	2-2	1.000	0-1-1	2.0	1	0	3	4	0	0	12	11.6
at Minnesota	*	32	6-12	.500	0-1	.000	0-2	.000	0-3-3	2.2	0	0	9	1	1	2	12	11.7
vs. Princeton	*	26	2-9	.222	0-2	.000	0-0	.000	0-2-2	2.1	1	0	5	0	0	3	4	10.6
Boston U.	*	36	4-7	.571	0-0	.000	1-2	.500	0-6-6	2.6	1	0	1	3	2	3	9	10.4
at GW	*	30	4-9	.444	0-0	.000	0-0	.000	0-4-4	2.8	2	0	3	1	0	1	8	10.1
at Hawai'i	*	31	6-11	.545	0-1	.000	4-5	.800	0-2-2	2.7	1	0	2	2	0	0	16	10.7
vs NMSU	*	27	2-8	.250	0-1	.000	1-1	1.000	1-2-3	2.7	1	0	0	2	0	0	5	10.2
vs MTSU	*	28	4-7	.571	0-1	.000	1-4	.250	0-1-1	2.6	3	0	6	1	0	1	9	10.1
at Pitt	*	27	5-7	.714	0-0	.000	1-1	1.000	0-3-3	2.6	1	0	4	3	0	2	11	10.2
at Ga. Tech	*	26	3-7	.429	0-0	.000	0-0	.000	1-0-1	2.5	1	0	3	4	0	1	6	9.9
FSU	*	17	0-1	.000	0-0	.000	0-0	.000	0-0-0	2.3	2	0	4	1	0	0	0	9.2
at Clemson	*	26	2-8	.250	0-1	.000	0-0	.000	0-0-0	2.2	3	0	0	2	0	1	4	8.9
Duke	*	22	1-4	.250	0-0	.000	1-2	.500	0-1-1	2.1	2	0	2	1	0	2	3	8.5
at NC State	*	28	2-6	.333	0-0	.000	1-2	.500	0-0-0	2.0	1	0	7	1	0	2	5	8.3
Louisville	*	29	2-10	.200	0-1	.000	8-10	.800	3-4-7	2.3	4	0	2	1	0	1	12	8.5
at FSU	*	14	1-3	.333	1-1	1.000	1-4	.250	2-1-3	2.3	0	0	1	1	0	0	4	8.3
Pittsburgh		15	1-4	.250	0-1	.000	1-2	.500	0-2-2	2.3	3	0	2	1	0	0	3	8.0
at Va. Tech		24	4-7	.571	0-0	.000	4-7	.571	3-3-6	2.5	0	0	4	3	0	0	12	8.2
Wake Forest		28	6-12	.500	0-1	.000	4-6	.667	2-1-3	2.5	3	0	1	0	0	0	16	8.6
at BC		29	3-5	.600	0-0	.000	5-6	.833	0-3-3	2.5	4	0	3	3	0	1	11	8.7
Virginia		22	2-2	1.000	0-0	.000	0-2	.000	0-4-4	2.6	1	0	1	1	0	1	4	8.5
Syracuse		12	3-7	.429	1-4	.250	1-2	.500	0-0-0	2.5	0	0	1	2	0	2	8	8.5
at ND	*	34	5-11	.455	0-1	.000	2-4	.500	1-1-2	2.4	1	0	4	0	0	0	12	8.6
BC	*	26	2-6	.333	0-0	.000	1-2	.500	0-1-1	2.4	3	0	3	1	0	1	5	8.5
at UNC	*	28	5-11	.455	1-1	1.000	4-4	1.000	0-0-0	2.3	1	0	3	0	0	0	15	8.7
Va. Tech	*	31	1-5	.200	0-0	.000	0-0	.000	0-2-2	2.3	0	0	2	5	1	1	2	8.5
vs. UNC	*	33	7-16	.438	2-2	1.000	1-2	.500	1-6-7	2.5	3	0	1	4	0	0	17	8.7

	2016-17					2015-16					2014-15				
Opponent	P	R	A	P	R	Opponent	P	R	A	P	R	A	P	R	A
WCU	13	4	2	UTRGV	11	2	1	Howard	8	0	0				
at N. Florida	16	3	7	Louisiana	11	0	5	at Florida	5	1	3				
Penn	18	4	3	Mississippi St.	15	2	5	vs Drexel	7	1	3				
vs Stanford	20	2	2	vs Utah	5	1	1	vs Akron	4	0	1				
vs Iowa State	21	2	3	vs Butler	17	1	3	vs Charlotte	3	3	3				
vs Florida	15	3	1	Northeastern	13	2	1	at Charlotte	0	0	0				
Rutgers	11	6	3	at Nebraska	10	2	2	S. Alabama	5	1	0				
vs Wofford	15	2	9	Charlotte	14	4	6	Illinois	0	2	1				
SC State	11	1	5	Florida	3	1	3	Green Bay	0	0	0				
FAU	8	6	6	Charleston	20	7	2	Savannah St.	2	0	0				
GW	14	2	5	at La Salle	10	2	3	E. Kentucky	2	2	3				
Columbia	22	9	4	Princeton	13	4	4	vs Providence	3	0	1				
NC State	21	4	1	Syracuse	14	4	2	Charleston	6	0	0				
at Syracuse	8	4	7	Florida State	13	1	4	Virginia	0	1	1				
Notre Dame	14	3	1	at Virginia	6	5	1	at Duke	4	2	3				
at Pittsburgh	14	3	5	at Clemson	8	4	1	at Notre Dame	16	2	5				
at Wake Forest	9	3	7	at BC	12	4	2	NC State	0	0	1				
at Duke	13	3	1	Wake Forest	18	1	1	at Syracuse	3	0	0				
Boston College	23	5	2	Duke	15	5	5	Georgia Tech	3	0	0				
North Carolina	18	7	3	at NC State	10	2	2	at Florida State	2	0	1				
Florida State	12	3	2	Notre Dame	12	1	2	Louisville	3	1	1				
at NC State	13	3	5	at Ga Tech	14	4	2	Clemson	1	1	1				
Virginia Tech	16	4	1	Pittsburgh	3	1	1	at Wake Forest	5	0	2				
at Louisville	15	5	2	at Florida St.	7	4	2	at BC	0	0	0				
Duke	7	5	0	at UNC	3	1	1	Virginia Tech	8	4	3				
at Va Tech	2	0	4	Virginia	6	1	2	North Carolina	0	3	0				
vs Florida St.	5	2	1	vs Va Tech	10	2	4	at Pittsburgh	4	3	1				
vs Syracuse	11	4	6	vs Virginia	19	1	3	at Va. Tech	8	4	3				
vs UNC	3	1	1	at Buffalo	10	2	2	vs Va. Tech	0	3	0				
vs Michigan St.	16	2	2	vs Wichita St.	2	0	1	vs Notre Dame	0	0	0				
				vs Villanova	0	0	2	Alabama	1	1	2				
								at Richmond	11	5	2				
								vs Temple	9	4	2				
								vs Stanford	10	5	2				

CAREER STATISTICS

Season	GP	GS	Min.	Avg.	FG	FGA	Pct.	3-Point FG	3-Point FGA	3-Point Pct.	Free Throws FT	Free Throws FTA	Free Throws Pct.	Off.	Rebounds Def.	Rebounds Tot.	Avg.	PF	FO	Ast.	TO	Blk	Stl	Pts.	Avg.
2014-15	34	3	459	13.5	45	111	.405	4	10	.400	41	64	.641	8	35	43	1.3	34	0	47	39	4	8	135	4.0
2015-16	31	1	703	22.7	105	228	.461	9	26	.346	105	143	.734	16	55	71	2.3	48	0	76	66	5	27	324	10.5
2016-17	30	28	942	31.4	150	332	.452	11	40	.275	93	133	.699	18	87	105	3.5	49	0	101	98	1	34	404	13.5
2017-18	31	25	817	26.4	104	237	.439	7	27	.259	56	91	.615	15	61	76	2.5	48	0	83	57	4	29	271	8.7
TOTAL	126	57	2921	23.2	404	908	.445	31	103	.301	295	431	.684	57	238	295	2.3	179	0	307	260	14	98	1134	9.0

NCAA TOURNAMENT STATISTICS

Season	GP	GS	Min.	Avg.	FG	FGA	Pct.	3-Point FG	3-Point FGA	3-Point Pct.	Free Throws FT	Free Throws FTA	
--------	----	----	------	------	----	-----	------	------------	-------------	--------------	----------------	-----------------	--



5 MIKE ROBINSON

Sr. • 5-10 • 170 • Guard
New Britain, Conn.
New Britain HS

2017-18 HIGHLIGHTS


- Has played in seven games
- Earned first career start on Senior Day against Virginia Tech (3/3)
- Scored first field goal since 2015-16 season with his 3-pointer in season opener against Gardner-Webb (11/10)

2017-18 GAME-BY-GAME

	GS	Min	FG	Pct	3FG	Pct	FT	Pct	O-D-T	Avg	PF	FO	A	TO	Blk	Stl	Pts	Avg
Gardner-Webb	1	1-1	1.00	1-1	1.000	0-0	.000	0-0-0	0.0	0	0	0	0	0	0	0	3	3.0
Navy	3	0-0	.000	0-0	.000	0-0	.000	0-0-0	0.0	0	0	0	0	0	0	0	0	1.5
Florida A&M	2	0-0	.000	0-0	.000	0-0	.000	0-0-0	0.0	0	0	0	0	0	0	0	0	1.0
vs. La Salle	DNP																	
North Florida	1	0-0	.000	0-0	.000	0-0	.000	0-0-0	0.0	0	0	0	0	0	0	0	0	0.8
at Minnesota	DNP																	
vs. Princeton	3	0-1	.000	0-0	.000	0-0	.000	0-0-0	0.0	0	0	1	0	0	0	0	0	0.6
Boston University	DNP																	
at George Washington	DNP																	
at Hawai'i	DNP																	
vs. New Mexico State	DNP																	
vs. Middle Tennessee	DNP																	
at Pittsburgh	DNP																	
at Georgia Tech	DNP																	
Florida State	DNP																	
at Clemson	DNP																	
Duke	DNP																	
at NC State	DNP																	
Louisville	DNP																	
at Florida State	DNP																	
Pittsburgh	DNP																	
at Virginia Tech	DNP																	
Wake Forest	DNP																	
at Boston College	DNP																	
Virginia	DNP																	
Syracuse	DNP																	
at Notre Dame	DNP																	
Boston College	DNP																	
at North Carolina	DNP																	
Virginia Tech	*	1	0-1	.000	0-1	.000	0-0	.000	0-0-0	0.0	0	0	0	0	0	0	0	0.5
vs. North Carolina	1	0-1	.000	0-1	.000	0-0	.000	0-0-0	0.0	1	0	0	0	0	0	0	0	0.4

CAREER STATISTICS

Season	GP	GS	Min.	Avg.	FG	FGA	Pct.	3-Point	Free Throws	Rebounds	PF	FO	Ast.	TO	Blk	Stl	Scoring
								FGA	Pct.	Off.	Def.	Tot.					Pts. Avg.
2015-16	9	0	14	1.6	5	9	.556	4	7	.571	0	0	.000	0	1	1	0.1
2016-17	9	0	19	2.1	0	5	.000	0	4	.000	1	2	.500	1	0	1	0.1
2017-18	7	1	12	1.7	1	4	.250	1	3	.333	0	0	.000	0	0	0	0.4
TOTAL	25	1	45	1.8	6	18	.333	5	14	.357	1	2	.500	1	1	2	0.1



35 CHRIS STOWELL

Sr. • 6-6 • 208 • Forward
Exeter, N.H.
Exeter

2017-18 HIGHLIGHTS


- Has played in seven games
- Earned first career start on Senior Day against Virginia Tech and hit free throw for first career point (3/3)
- Already has accepted job after graduation with Citi in New York City, working with Treasury and Trade Solutions
- Was named to Omicron Delta Kappa (ODK) National Leadership Society in Spring 2017

2017-18 GAME-BY-GAME

	GS	Min	FG	Pct	3FG	Pct	FT	Pct	O-D-T	Avg	PF	FO	A	TO	Blk	Stl	Pts	Avg
Gardner-Webb	1	0-0	.000	0-0	.000	0-0	.000	0-0-0	0.0	0	0	0	0	0	0	0	0	0.0
Navy	3	0-0	.000	0-0	.000	0-0	.000	0-0-0	0.5	0	0	0	0	0	0	0	0	0.0
Florida A&M	2	0-1	.000	0-1	.000	0-0	.000	0-0-0	0.3	0	0	0	0	0	0	0	0	0.0
vs. La Salle	DNP																	
North Florida	1	0-0	.000	0-0	.000	0-0	.000	0-0-0	0.3	0	0	0	0	0	0	0	0	0.0
at Minnesota	DNP																	
vs. Princeton	2	0-0	.000	0-0	.000	0-0	.000	0-0-0	0.2	0	0	0	0	0	0	0	0	0.0
Boston University	DNP																	
at George Washington	DNP																	
at Hawai'i	DNP																	
vs. New Mexico State	DNP																	
vs. Middle Tennessee	DNP																	
at Pittsburgh	DNP																	
at Georgia Tech	DNP																	
Florida State	DNP																	
at Clemson	DNP																	
Duke	DNP																	
at NC State	DNP																	
Louisville	DNP																	
at Florida State	DNP																	
Pittsburgh	DNP																	
at Virginia Tech	DNP																	
Wake Forest	DNP																	
at Boston College	DNP																	
Virginia	DNP																	
Syracuse	DNP																	
at Notre Dame	DNP																	
Boston College	DNP																	
at North Carolina	DNP																	
Virginia Tech	*	1	0-0	.000	0-0	.000	1-2	.500	0-0-0	0.2	0	0	0	0	0	0	1	0.2
vs. North Carolina	1	0-0	.000	0-0	.000	0-0	.000	0-0-0	0.1	0	0	0	0	0	0	0	0	0.1

CAREER STATISTICS

Season	GP	GS	Min.	Avg.	FG	FGA	Pct.	3-Point	Free Throws	Rebounds	PF	FO	Ast.	TO	Blk	Stl	Scoring
								FGA	Pct.	Off.	Def.	Tot.					Pts. Avg.
2014-15	4	0	6	1.5	0	1	.000	0	0	.000	0	0	.000	0	0	0	0.0
2015-16	9	0	13	1.4	0	1	.000	0	1	.000	0	0	.000	0	3	3	0.3
2016-17	6	0	10	1.7	0	1	.000	0	1	.000	0	0	.000	0	2	2	0.3
2017-18	7	1	11	1.6	0	1	.000	0	1	.000	1	2	.500	0	1	1	0.1
TOTAL	26	1	40	1.5	0	4	.000	0	3	.000	1	2	.500	0	6	6	0.2



1 DEJAN (DJ) VASILJEVIC

So. • 6-3 • 203 • Guard
Melbourne, Australia
Australian Institute of Sport

2017-18 HONORS

- All-ACC Academic Team

2017-18 HIGHLIGHTS

- Leads team in 3-point field goals (66)
- Has hit at least one 3-pointer in 28 of 31 games, including 20 games with two or more
- Has hit at least one 3-pointer in 12 straight games
- Hit 31-of-65 3-point attempts over last 11 games (.477)
- Ranks fourth in ACC in 3-point FG pct. (.407)

- Made first college start in 2017-18 season opener against Gardner-Webb after coming off bench in all 33 games last year

- After tough shooting night in opener, bounced back to score 16 points against Navy and 15 against Florida A&M
- Hit 3-of-5 from 3-point range and scored 11 points in win at No. 12 Minnesota (11/29)
- Scored career-high 20 points and hit 5-of-7 3-pointers in win over Princeton (12/2)
- Recorded 15 points and hit 3-of-6 3-pointers in win over Boston U. (12/5)
- Averaged 11.3 points and 4.3 rebounds in three games at Diamond Head Classic
- Hit six 3-pointers (five in second half) and matched career high with 20 points at Florida State (1/27)
- Scored 14 points, including nine in the first 5:26, in win at Virginia Tech (2/3)

- Scored 17 points at BC, including 11 of Miami's first 16 points (2/10)
- Perfect from field in win at UNC: 4-4 FG, 2-2 3FG, 10 points (2/27)
- Scored team-high 16 points, including 4-6 from 3-point range, in win over Virginia Tech (3/3)

SEASON/CAREER HIGHS

Points

Season: 20 2x, last at Florida St., 1/27/18
 Career: 20 2x, last at Florida St., 1/27/18
 ACC: 20 at Florida State, 1/27/18

Rebounds

Season: 6 at Boston College, 2/10/18
 Career: 6 at Boston College, 2/10/18
 ACC: 6 at Boston College, 2/10/18

Assists

Season: 4 Florida State, 1/7/18
 Career: 4 Florida State, 1/7/18
 ACC: 4 Florida State, 1/7/18

Steals

Season: 2 3x, last vs. Florida State, 1/7/18
 Career: 2 3x, last vs. Florida State, 1/7/18
 ACC: 2 2x, last vs. Florida State, 1/7/18

Blocked Shots

Season: 1 2x, last vs. Boston U., 12/5/17
 Career: 1 3x, last vs. Boston U., 12/5/17
 ACC: -

Field Goals

Season: 7 2x, last at Florida St., 1/27/18
 Career: 7 2x, last at Florida St., 1/27/18
 ACC: 7 at Florida State, 1/27/18

Field-Goal Attempts

Season: 12 Gardner-Webb, 11/10/17
 Career: 13 vs. South Carolina State, 12/6/16
 ACC: 12 2x, last at BC, 2/10/18

Free Throws

Season: 2 4x, last vs. MTSU, 12/25/17
 Career: 3 Rutgers, 11/30/16
 ACC: 2 2x, last at Virginia, 2/20/17

Free-Throw Attempts

Season: 2 5x, last at Virginia Tech, 2/3/18
 Career: 3 Rutgers, 11/30/16
 ACC: 2 6x, last at Virginia Tech, 2/3/18

3-Point Field Goals

Season: 6 at Florida State, 1/27/18
 Career: 6 2x, last at Florida St., 1/27/18
 ACC: 6 2x, last at Florida St., 1/27/18

3-Point Field-Goal Attempts

Season: 10 3x, last at BC, 2/10/18
 Career: 12 at Syracuse, 1/4/17
 ACC: 12 at Syracuse, 1/4/17

Minutes

Season: 35 3x, last at BC, 2/10/18
 Career: 35 3x, last at BC, 2/10/18
 ACC: 35 2x, last at BC, 2/10/18

2017-18 GAME-BY-GAME

	GS	Min	FG	Pct	3FG	Pct	FT	Pct	O-D-T	Avg	PF	FO	A	TO	Blk	Stl	Pts	Avg
Gard-Webb	*	30	2-12	.167	1-10	.100	2-2	1.000	0-2-2	2.0	1	0	0	0	0	0	7	7.0
Navy	*	20	5-10	.500	4-8	.500	2-2	1.000	0-3-3	2.5	2	0	0	0	0	2	16	11.5
Florida A&M	*	31	6-10	.600	3-6	.500	0-0	.000	0-4-4	3.0	2	0	2	0	1	1	15	12.7
vs. La Salle	*	25	3-9	.333	2-4	.500	0-0	.000	1-0-1	2.5	0	0	0	1	0	0	8	11.5
N. Florida	*	22	1-6	.167	0-4	.000	0-0	.000	0-2-2	2.4	0	0	0	0	0	0	2	9.6
at Minnesota	*	18	4-6	.667	3-5	.600	0-0	.000	0-2-2	2.3	3	0	0	0	0	0	11	9.8
vs. Princeton	*	29	7-9	.778	5-7	.714	1-1	1.000	0-3-3	2.4	4	0	1	1	0	0	20	11.3
Boston U.	*	35	6-10	.600	3-6	.500	0-1	.000	0-5-5	2.8	2	0	0	1	1	1	15	11.8
at GW	*	17	3-8	.375	2-6	.333	2-2	1.000	0-1-1	2.6	0	0	0	1	0	0	10	11.6
at Hawai'i	*	27	2-7	.286	2-3	.667	0-0	.000	1-2-3	2.6	1	0	0	0	0	1	6	11.0
vs NMSU	*	33	6-11	.545	2-6	.333	1-1	1.000	0-5-5	2.8	2	0	1	1	0	0	15	11.4
vs MTSU	*	31	4-7	.571	3-6	.500	2-2	1.000	2-3-5	3.0	4	0	1	1	0	1	13	11.5
at Pittsburgh	*	25	1-7	.143	1-5	.200	0-0	.000	1-1-2	2.9	3	0	0	0	0	2	3	10.8
at Ga Tech	*	23	1-4	.250	1-4	.250	0-0	.000	0-1-1	2.8	1	0	0	2	0	0	3	10.3
FSU	*	27	3-10	.300	1-6	.167	1-1	1.000	1-2-3	2.8	1	0	4	0	0	2	8	10.1
at Clemson		10	0-2	.000	0-2	.000	0-0	.000	0-0-0	2.6	0	0	0	0	0	0	0	9.5
Duke		6	0-3	.000	0-3	.000	0-0	.000	0-2-2	2.6	1	0	0	0	0	0	0	8.9
at NC State		15	2-7	.286	2-6	.333	0-0	.000	0-4-4	2.7	0	0	0	0	0	0	6	8.8
Louisville		6	0-1	.000	0-0	.000	0-0	.000	0-0-0	2.5	1	0	0	0	0	0	0	8.3
at FSU		35	7-11	.636	6-10	.600	0-0	.000	1-1-2	2.5	2	0	0	0	0	0	20	8.9
Pittsburgh	*	26	3-7	.429	2-5	.400	0-1	.000	2-1-3	2.5	1	0	0	0	0	1	8	8.9
at Va Tech	*	31	5-9	.556	2-6	.333	2-2	1.000	0-1-1	2.5	1	0	0	1	0	0	14	9.1
Wake Forest	*	19	3-7	.429	2-5	.400	1-1	1.000	2-3-5	2.6	3	0	1	1	0	0	9	9.1
at BC	*	35	6-12	.500	5-10	.500	0-0	.000	1-5-6	2.7	2	0	0	1	0	0	17	9.4
Virginia	*	27	2-8	.250	1-5	.200	0-0	.000	0-0-0	2.6	2	0	0	1	0	0	5	9.2
Syracuse	*	25	2-6	.333	2-6	.333	0-0	.000	1-2-3	2.6	1	0	1	0	0	1	6	9.1
at ND		5	1-1	1.000	1-1	1.000	0-0	.000	0-0-0	2.5	2	0	0	1	0	0	3	8.9
BC		13	3-6	.500	2-4	.500	0-0	.000	0-2-2	2.5	3	0	1	0	0	0	8	8.9
at UNC		22	4-4	1.000	2-2	1.000	0-0	.000	0-3-3	2.5	1	0	0	2	0	0	10	8.9
Va Tech		24	6-10	.600	4-6	.667	0-0	.000	1-0-1	2.5	1	0	1	1	0	1	16	9.1
vs. UNC		17	2-6	.333	2-5	.400	0-0	.000	0-1-1	2.4	2	0	0	0	0	0	6	9.0

2016-17

Opponent	P	R	A
WCU	11	2	2
at North Florida	13	1	0
Penn	11	0	1
vs Stanford	3	1	1
vs Iowa State	5	0	0
vs Florida	0	0	0
Rutgers	3	1	1
vs Wofford	6	2	0
SC State	17	2	2
FAU	2	2	0
GW	6	3	0
Columbia	3	1	1
NC State	3	2	0
at Syracuse	18	0	0
Notre Dame	3	0	1
at Pittsburgh	6	2	1
at Wake Forest	3	0	0
at Duke	0	1	0
Boston College	3	1	0
North Carolina	3	1	0
Florida State	3	1	0
at NC State	0	1	0
Virginia Tech	5	1	0
at Louisville	3	0	0
Georgia Tech	13	2	1
Clemson	5	3	1
at Virginia	10	4	0
Duke	0	2	0
at Virginia Tech	9	1	0
vs Florida State	9	3	0
vs Syracuse	13	1	1
vs North Carolina	6	1	1
vs Michigan St.	2	2	1

CAREER STATISTICS

Season	GP	GS	Min.	Avg.	FG	FGA	Pct.	3-Point	3-Point	3-Point	Free Throws	Free Throws	Free Throws	Off.	Rebounds	Rebounds	Rebounds	PF	FO	Ass.	TO	Blk	Stl	Pts.	Avg.
2016-17	33	0	577	17.5	65	182	.357	51	146	.349	16	20	.800	5	39	44	1.3	31	0	15	13	1	11	197	6.0
2017-18	31	20	709	22.9	100	226	.442	66	162	.407	14	16	.875	14	61	75	2.4	49	0	13	16	2	13	280	9.0
TOTAL	64	20	1286	20.1	165	408	.404	117	308	.380	30	36	.833	19	100	119	1.9	80	0	28	29	3	24	477	7.5

NCAA TOURNAMENT STATISTICS

Season	GP	GS	Min.	Avg.	FG	FGA	Pct.	3-Point	3-Point	3-Point	Free Throws	Free Throws	Free Throws	Off.	Rebounds	Rebounds	Rebounds	PF	FO	Ass.	TO	Blk	Stl	Pts.	Avg.
2016-17	1	0	16	16.0	1	3	.333	0	1	.000	0	0	.000	0	2	2	2.0	1	0	1	1	0	1	2	2.0



21 SAM WAARDENBURG

R-Fr. • 6-10 • 217 • Forward
Henderson, New Zealand
Rangitoto College

2017-18 HIGHLIGHTS

- Has played in 20 games off bench, including each of last 14 contests
- Averaged 16.7 minutes per game in conference play
- Did not play in first three games of season (back)
- Made solid Miami debut with seven points and two rebounds in 12 minutes of action vs. La Salle (11/22)
- Scored nine points and added six rebounds against North Florida (11/25)
- Saw first action in ACC play in final minute of first half at NC State (1/21)
- Played 13 minutes off bench against Louisville and recorded career-high seven rebounds (1/24)
- Hit three straight 3-pointers in second half and scored career-high 12 points in win over Wake Forest (2/7)
- Nailed pair of 3-pointers and racked up three steals at BC (2/10)
- Played season-high 23 minutes and pulled down six rebounds in comeback win over Boston College (2/24)

2017-18 GAME-BY-GAME

	GS	Min	FG	Pct	3FG	Pct	FT	Pct	O-D-T	Avg	PF	FO	A	TO	Blk	Stl	Pts	Avg
Gardner-Webb																		
Navy																		
Florida A&M																		
vs. La Salle	13	3-6	.500	1-1	1.000	0-0	.000	1-1-2	2.0	0	0	0	0	0	0	0	7	7.0
North Florida	16	4-9	.444	1-2	.500	0-0	.000	4-2-6	4.0	3	0	1	1	1	1	1	9	8.0
at Minnesota	10	0-2	.000	0-1	.000	0-0	.000	1-0-1	3.0	1	0	0	2	0	0	0	0	5.3
vs. Princeton	8	0-2	.000	0-1	.000	0-0	.000	1-3-4	3.3	1	0	0	0	0	0	0	0	4.0
Boston University	9	0-1	.000	0-1	.000	0-0	.000	2-0-2	3.0	0	0	0	1	0	0	0	0	3.2
at George Washington																		
at Hawai'i																		
vs. New Mexico State	3	0-1	.000	0-0	.000	0-0	.000	0-0-0	2.5	0	0	0	1	0	0	0	0	2.7
vs. Middle Tennessee																		
at Pittsburgh																		
at Georgia Tech																		
Florida State																		
at Clemson																		
Duke																		
at NC State	1	0-0	.000	0-0	.000	0-0	.000	0-0-0	2.1	0	0	0	0	0	1	0	0	2.3
Louisville	13	0-1	.000	0-1	.000	0-0	.000	3-4-7	2.8	0	0	1	1	1	0	0	0	2.0
at Florida State	12	2-2	1.000	1-1	1.000	0-0	.000	0-1-1	2.6	4	0	0	0	0	0	0	5	2.3
Pittsburgh	15	1-3	.333	0-1	.000	2-2	1.000	3-1-4	2.7	1	0	1	2	0	0	4	2.5	
at Virginia Tech	21	1-1	1.000	1-1	1.000	0-0	.000	0-5-5	2.9	3	0	0	1	1	0	3	2.5	
Wake Forest	17	3-5	.600	3-4	.750	3-4	.750	0-3-3	2.9	0	0	1	0	0	1	12	3.3	
at Boston College	16	2-3	.667	2-3	.667	0-0	.000	0-0-0	2.7	0	0	0	0	0	3	6	3.5	
Virginia	21	2-3	.667	2-2	1.000	0-0	.000	0-0-0	2.5	1	0	0	1	0	1	6	3.7	
Syracuse	18	0-2	.000	0-2	.000	2-2	1.000	2-2-4	2.6	4	0	0	0	1	0	2	3.6	
at Notre Dame	17	2-5	.400	2-4	.500	0-0	.000	1-1-2	2.6	2	0	0	0	0	0	6	3.8	
Boston College	23	2-5	.400	0-2	.000	0-0	.000	3-3-6	2.8	2	0	1	0	0	0	4	3.8	
at North Carolina	23	1-3	.333	1-3	.333	0-0	.000	0-2-2	2.7	4	0	4	1	1	2	3	3.7	
Virginia Tech	20	0-2	.000	0-2	.000	0-0	.000	2-3-5	2.8	3	0	1	1	1	0	0	3.5	
vs. North Carolina	19	1-2	.500	0-0	.000	0-0	.000	2-1-3	2.9	2	0	3	1	2	0	2	3.5	

CAREER HIGHS

Points

Career: 12 Wake Forest, 2/7/18
 ACC: 12 Wake Forest, 2/7/18

Rebounds

Career: 7 Louisville, 1/24/18
 ACC: 7 Louisville, 1/24/18

Assists

Career: 4 at North Carolina, 2/27/18
 ACC: 4 at North Carolina, 2/27/18

Steals

Career: 3 at Boston College, 2/10/18
 ACC: 3 at Boston College, 2/10/18

Blocked Shots

Career: 2 vs. North Carolina, 3/8/18
 ACC: 1 4x, last at UNC, 2/27/18

Field Goals

Career: 4 North Florida, 11/25/17
 ACC: 3 Wake Forest, 2/7/18

Field-Goal Attempts

Career: 9 North Florida, 11/25/17
 ACC: 5 3x, last vs. BC, 2/24/18

Free Throws

Career: 3 Wake Forest, 2/7/18
 ACC: 3 Wake Forest, 2/7/18

Free-Throw Attempts

Career: 4 Wake Forest, 2/7/18
 ACC: 4 Wake Forest, 2/7/18

3-Point Field Goals

Career: 3 Wake Forest, 2/7/18
 ACC: 3 Wake Forest, 2/7/18

3-Point Field-Goal Attempts

Career: 4 2x, last at Notre Dame, 2/19/18
 ACC: 4 2x, last at Notre Dame, 2/19/18

Minutes

Career: 23 2x, last at UNC, 2/27/18
 ACC: 23 2x, last at UNC, 2/27/18

CAREER STATISTICS

Career Statistics				3-Point				Free Throws				Rebounds				Scoring											
Season	GP	GS	Min.	Avg.	FG	FGA	Pct.	FG	FGA	Pct.	FT	FTA	Pct.	Off.	Def.	Tot.	Avg.	PF	FO	Ast.	TO	Blk	Stl	Pts.	Avg.		
2017-18	20	0	295	14.8	24	58	.414	14	32	.438	7	8	.875	25	32	57	2.9	31	0	13	13	8	9	69	3.5		



4 LONNIE WALKER IV

Fr. • 6-5 • 204 • Guard
Reading, Pa.
Reading HS

2017-18 HONORS

- Honorable Mention All-ACC honoree (first freshman in Miami history to earn all-league honors)
- ACC All-Freshman Team
- All-ACC Academic Team
- ACC Co-Rookie of the Week - Feb. 5
- ACC Co-Rookie of the Week - Jan. 29
- ACC Rookie of the Week - Dec. 11

2017-18 HIGHLIGHTS

- Ranks sixth among ACC freshmen in scoring (11.5 ppg), including fifth among rookies in ACC play (13.6)
- In ACC games only, he ranked 22nd in conference in scoring
- Averaging 14.9 points and shooting 37.8 percent from 3-point range (42-111) and 80 percent (32-40) from free-throw line in his 17 starts this season
-
- Scored 10 points and added five assists in college debut (11/10)
- Left Florida A&M game in first half with left ankle injury (11/16)

- Scored five points in homecoming game in Reading, Pa., against La Salle (11/22)
- Recorded 12 points and five rebounds against Princeton (12/2)
- Made first start against Boston U. (12/5) and had big game, recording career highs in points (26) and rebounds (7); was 9-for-15 from field, including 5-for-7 from 3-point range
- Named ACC Rookie of Week after BU performance (12/11)
- Scored 13 points and grabbed five rebounds at GW (12/16)
- Left Middle Tennessee game in first half with injury (held out in second half for precautionary reasons)
- Scored 16 points and pulled down seven rebounds at Clemson (1/13)
- Hit 5-of-8 3-pointers and scored 19 points with four steals against Duke (1/15)
- Scored 25 points, including game-tying layup with four seconds left in regulation, in OT win over Louisville (1/24)

- Recorded 23 points at Florida State (1/27)
- Named ACC Rookie of Week for second time after UofL/FSU performances (1/29)
- Scored 14 points, including eight in the final 3:22, in win at Virginia Tech (2/3)
- Led team with 19 points and three blocks in win over Wake Forest (2/7)
- Scored 19 points – 11 in first half including buzzer-beating 3-pointer – in win at Notre Dame (2/19)
- Hit go-ahead 3-pointer with 2.4 seconds remaining in comeback win over Boston College (2/24); scored 14 points in the game
- Scored game-tying jumper with 56 seconds remaining in win against Virginia Tech and finished with 13 points (3/3)

CAREER HIGHS

Points

Career: 26 Boston University, 12/5/18
 ACC: 25 Louisville, 1/24/18

Rebounds

Career: 7 2x, last at Clemson, 1/13/18
 ACC: 7 at Clemson, 1/13/18

Assists

Career: 5 2x, last at Florida St, 1/27/18
 ACC: 5 at Florida State, 1/27/18

Steals

Career: 4 Duke, 1/15/18
 ACC: 4 Duke, 1/15/18

Blocked Shots

Career: 3 Wake Forest, 2/7/18
 ACC: 3 Wake Forest, 2/7/18

Field Goals

Career: 9 2x, last vs. Louisville, 1/24/18
 ACC: 9 Louisville, 1/24/18

Field-Goal Attempts

Career: 18 Louisville, 1/24/18
 ACC: 18 Louisville, 1/24/18

Free Throws

Career: 6 2x, last vs. Wake, 2/7/18
 ACC: 6 2x, last vs. Wake, 2/7/18

Free-Throw Attempts

Career: 7 Wake Forest, 2/7/18
 ACC: 7 Wake Forest, 2/7/18

3-Point Field Goals

Career: 5 3x, last at Notre Dame, 2/19/18
 ACC: 5 2x, last at Notre Dame, 2/19/18

3-Point Field-Goal Attempts

Career: 9 Louisville, 1/24/18
 ACC: 9 Louisville, 1/24/18

Minutes

Career: 41 at Florida State, 1/27/18
 ACC: 41 at Florida State, 1/27/18

2017-18 GAME-BY-GAME

	GS	Min	FG	Pct	3FG	Pct	FT	Pct	O-D-T	Avg	PF	FO	A	TO	Blk	Stl	Pts	Avg
Gardner-Webb		25	4-5	.800	2-3	.667	0-0	.000	1-1-2	2.0	0	0	5	2	0	0	10	10.0
Navy		24	3-7	.429	1-5	.200	1-1	1.000	0-2-2	2.0	0	0	1	0	1	1	8	9.0
Florida A&M		10	2-4	.500	1-2	.500	0-0	.000	0-2-2	2.0	0	0	0	0	0	1	5	7.7
vs. La Salle		27	2-8	.250	0-4	.000	1-2	.500	1-1-2	2.0	0	0	2	0	0	2	5	7.0
North Florida		22	2-5	.400	0-1	.000	3-4	.750	0-1-1	1.8	3	0	1	0	0	1	7	7.0
at Minnesota		19	2-8	.250	1-5	.200	1-2	.500	0-2-2	1.8	1	0	1	0	0	1	6	6.8
vs. Princeton		20	4-7	.571	3-4	.750	1-2	.500	0-5-5	2.3	0	0	1	2	1	0	12	7.6
Boston University	*	28	9-15	.600	5-7	.714	3-3	1.000	0-7-7	2.9	2	0	2	4	0	0	26	9.9
at George Washington		27	6-14	.429	1-7	.143	0-2	.000	2-3-5	3.1	3	0	3	1	1	1	13	10.2
at Hawai'i		22	3-5	.600	1-3	.333	1-1	1.000	0-1-1	2.9	1	0	1	2	0	2	8	10.0
vs New Mexico State		18	0-5	.000	0-1	.000	2-3	.667	2-2-4	3.0	3	0	0	0	0	0	2	9.3
vs Middle Tennessee		5	0-1	.000	0-1	.000	0-0	.000	0-0-0	2.8	0	0	0	1	0	0	0	8.5
at Pittsburgh		29	2-7	.286	0-2	.000	4-4	1.000	0-0-0	2.5	1	0	1	1	1	1	8	8.5
at Georgia Tech		23	3-8	.375	0-3	.000	0-1	.000	0-5-5	2.7	2	0	0	2	1	2	6	8.3
Florida State	*	15	2-5	.400	1-3	.333	0-0	.000	0-0-0	2.5	1	0	0	3	0	1	5	8.1
at Clemson	*	29	6-16	.375	1-6	.167	3-5	.600	3-4-7	2.8	2	0	1	0	1	1	16	8.6
Duke	*	33	6-17	.353	5-8	.625	2-2	1.000	0-2-2	2.8	2	0	2	0	0	4	19	9.2
at NC State		30	4-7	.571	2-4	.500	2-2	1.000	1-1-2	2.7	2	0	1	0	0	2	12	9.3
Louisville	*	40	9-18	.500	4-9	.444	3-3	1.000	0-4-4	2.8	3	0	3	1	1	2	25	10.2
at Florida State	*	41	8-15	.533	4-8	.500	3-4	.750	1-3-4	2.9	5	1	5	1	1	0	23	10.8
Pittsburgh	*	37	4-10	.400	2-8	.250	6-6	1.000	0-5-5	3.0	1	0	3	2	0	0	16	11.0
at Virginia Tech	*	34	5-15	.333	3-8	.375	1-2	.500	1-2-3	3.0	3	0	3	1	2	2	14	11.2
Wake Forest	*	36	5-11	.455	3-7	.429	6-7	.857	1-2-3	3.0	2	0	4	2	3	0	19	11.5
at Boston College	*	20	2-9	.222	0-5	.000	2-2	1.000	0-0-0	2.8	4	0	2	1	0	1	6	11.3
Virginia	*	31	2-8	.250	0-4	.000	2-2	1.000	0-0-0	2.7	0	0	2	3	0	0	6	11.1
Syracuse	*	34	5-12	.417	2-7	.286	0-0	.000	0-0-0	2.6	5	1	2	1	0	0	12	11.1
at Notre Dame	*	38	7-14	.500	5-7	.714	0-0	.000	0-3-3	2.6	0	0	4	0	0	1	19	11.4
Boston College	*	34	6-14	.429	2-5	.400	0-1	.000	0-3-3	2.6	1	0	4	3	1	0	14	11.5
at North Carolina	*	32	5-11	.455	3-7	.429	0-1	.000	0-0-0	2.6	1	0	1	0	0	1	13	11.6
Virginia Tech	*	32	5-11	.455	2-7	.286	0-0	.000	0-1-1	2.5	0	0	3	0	0	2	12	11.6
vs. North Carolina	*	35	4-14	.286	0-5	.000	1-2	.500	0-6-6	2.6	2	0	3	1	0	1	9	11.5

CAREER STATISTICS

Season	GP	GS	Min.	Avg.	FG	FGA	Pct.	3-Point	Free Throws	Rebounds	Scoring
								FG FGA Pct.	FT FTA Pct.	Off. Def. Tot. Avg.	Pts. Avg.
2017-18	31	17	850	27.4	127	306	.415	54 156 .346	48 64 .750	13 68 81 2.6	50 2 61 34 14 30 356 11.5

1998 (No. 11 seed — South Region) vs. No. 6 UCLA, Atlanta, Ga.

VISITORS: Miami Hurricanes

No.	NAME		FG	3FG	FT	O-D-T	PF	TP	A	TO	B	S	MIN
30	Jennings, Vernon	f	0-8	0-0	1-2	2-1-3	3	1	7	4	0	2	30
40	James, Tim	f	6-9	0-0	0-1	3-3-6	5	12	0	5	1	1	23
51	Bland, Mario	c	6-8	0-0	6-10	6-2-8	5	18	0	1	0	1	36
10	Norris, Kevin	g	4-8	4-7	2-2	1-5-6	3	14	3	7	0	4	37
13	Frazier, Steve	g	0-3	0-2	0-0	1-1-2	1	0	0	3	0	1	15
03	Byars-Dawson, Mike		0-2	0-0	0-0	1-0-1	1	0	0	0	0	0	4
11	Schlie, Jerry		0-0	0-0	0-0	0-0-0	0	0	0	0	0	0	1
20	Wiseman, Charles		0-1	0-1	0-0	0-0-0	0	0	0	0	0	0	1
31	Hemsley, Johnny		5-17	2-7	1-3	4-7-11	4	13	2	3	0	3	33
34	Wimbley, Dwayne		0-1	0-0	0-1	1-1-2	0	0	0	1	0	0	4
44	Tyler, Elton		2-4	0-0	0-0	1-2-3	2	4	1	0	1	0	16
TEAM			2-0-2										
TOTAL			23-61	6-17	10-19	22-22-44	24	62	13	24	2	12	200

TOTAL FG%	1st Half: 11-33 (.333)	2nd Half: 12-28 (.429)	Game: .377	DEADBALL
3-Pt. FG%	1st Half: 3-9 (.333)	2nd Half: 3-8 (.375)	Game: .353	REBOUNDS
Free Throw %	1st Half: 7-13 (.538)	2nd Half: 3-6 (.500)	Game: .526	0.4

HOME TEAM: UCLA

No.	NAME		FG	3FG	FT	O-D-T	PF	TP	A	TO	B	S	MIN
52	Henderson, J.R.	f	11-17	0-1	4-9	2-4-6	2	26	0	3	1	3	37
04	Johnson, Kris	f	1-6	1-3	0-0	1-2-3	5	3	1	0	0	2	24
05	Davis, Baron	g	6-11	1-5	0-0	1-2-3	4	13	2	5	0	3	35
12	Bailey, Toby	g	6-13	2-4	7-9	3-8-11	3	21	7	4	1	4	39
23	Watson, Earl	g	0-3	0-2	2-5	0-2-2	1	2	2	3	1	1	35
13	Reed, Travis		0-0	0-0	0-2	0-0-0	1	0	0	0	1	0	6
20	Lloyd, Brandon		0-0	0-0	0-0	0-1-1	0	0	1	0	0	0	4
22	Hines, Rico		0-2	0-1	0-0	0-2-2	2	0	1	0	0	0	20
TEAM						1-3-4							
TOTAL			24-52	4-16	13-25	8-24-32	18	65	14	15	4	13	200

TOTAL FG%	1st Half: 13-32 (.406)	2nd Half: 11-20 (.550)	Game: .462	DEADBALL
3-Pt. FG%	1st Half: 2-9 (.222)	2nd Half: 2-7 (.286)	Game: .250	REBOUNDS
Free Throw %	1st Half: 4-10 (.400)	2nd Half: 9-15 (.600)	Game: .520	6.1

OFFICIALS: Tom Rucker, Tony Greene, Ronald Zetcher

TECHNICAL FOULS: None
ATTENDANCE: 17,818

PERIOD	1st	2nd	TOTAL
Miami Hurricanes	32	30	62
UCLA	32	33	65

1999 (No. 2 seed — East Region) vs. No. 10 Purdue, Boston, Mass.

VISITORS: Purdue

No.	Player	tot-fg fg-fg	3-pt fg-fg	ft-ft	rebounds of-de tot	pf	tp	a	to	blk	s	min	
22	Cornell, Jaraan	f 2-7	0-5	0-0	0-1-1	3	4	1	2	0	0	22	
35	Cardinal, Brian	f 5-7	4-5	6-8	0-6-6	3	20	2	1	2	4	32	
32	McQuay, Greg	c 6-8	0-0	2-3	0-6-6	0	14	3	5	1	0	32	
15	Eldridge, Alan	g 2-6	1-2	7-10	0-1-1	1	12	2	4	0	0	38	
20	Mayfield, Tony	g 1-3	0-1	2-4	0-2-2	2	4	7	4	0	2	36	
11	Kerkhof, Chad	0-0	0-0	0-0	0-1-1	0	0	0	1	0	1	4	
21	Stephens, Cameron	3-4	0-0	1-4	2-3-5	0	7	1	1	0	0	15	
23	Robinson, Mike	3-3	0-0	4-6	0-3-3	3	10	1	0	2	2	17	
31	Smith, Rodney	0-0	0-0	2-2	0-1-1	1	2	1	1	0	0	4	
TEAM		1-2-3					1						
TOTALS		22-38	5-13	24-37	3-26-29	13	73	18	20	5	9	200	

TOTAL FG%	1st Half: 12-22 (.545)	2nd Half: 10-16 (.625)	Game: .579	DEADBALL
3-PT. FG%	1st Half: 4-10 (.400)	2nd Half: 1-3 (.333)	Game: .385	REBOUNDS
F Throw %	1st Half: 4-5 (.800)	2nd Half: 20-32 (.625)	Game: .649	8

HOME TEAM: Miami Hurricanes

		tot-fg		3-pt		rebounds											
No.	Player	fg	fgs	fg	fgs	ft	ft	of	of-de	tot	pf	tp	a	to	blk	s	min
31	Hemsley, Johnny	f	5-13	0-2	3-4	3-4-7	4	13	1	2	0	1	36				
40	James, Tim	f	7-21	0-3	5-7	5-3-8	4	19	0	4	2	0	34				
51	Bland, Mario	c	5-13	1-1	3-3	6-5-11	5	14	1	3	0	1	32				
05	John Salmons	g	5-11	0-5	1-1	2-2-4	3	11	4	3	1	2	28				
30	Jennings, Vernon	g	2-9	0-3	0-0	1-2-3	4	4	3	2	0	3	30				
04	Simmons, Michael		0-2	0-0	0-0	0-0-0	1	0	1	1	0	0	10				
13	Coelho, Joao Paulo		0-0	0-0	0-0	0-0-0	0	0	0	0	0	0	5				
34	Wimbley, Dwayne		0-0	0-0	0-0	0-0-0	1	0	0	1	0	0	5				
42	Houston, Kevin		0-5	0-0	0-0	3-0-3	1	0	1	2	0	1	15				
44	Tyler, Elton		1-2	0-0	0-0	2-0-2	1	2	1	0	0	0	8				
TEAM						5-2-7											
TOTAL			25-76	1-14	12-15	27-18-45	24	63	12	18	3	8	200				

TOTAL FG%	1st Half: 6-33 (.182)	2nd Half: 19-43 (.442)	Game: .329	DEADBALL
3-PT. FG%	1st Half: 0-7 (.000)	2nd Half: 1-7 (.143)	Game: .071	REBOUNDS
F Throw %	1st Half: 5-7 (.714)	2nd Half: 7-8 (.875)	Game: .800	1

Officials: Dick Cartmell, Edwin Edsall, Frank Bosone

Technical fouls: None
Attendance: 18,913

Score by Periods	1st	2nd	Total
Purdue	32	41	73
Miami Hurricanes	17	46	63

1999 (No. 2 seed — East Region) vs. No. 15 Lafayette, Boston, Mass.

VISITORS: Lafayette

No.	Player		fg	3-pt	ft	rebounds	pf	tp	a	to	blk	s	min
			tot-fg	fg-pct	ft-fts	of-ds-tot							
10	Harns, Ross	f	2-3	0-1	2-2	0-4-4	2	6	1	1	0	0	20
40	Cole, Ted	f	0-2	0-2	1-4	0-1-1	3	1	1	1	0	0	27
54	Bar, Frank	c	2-4	0-0	0-0	0-1-1	4	4	0	1	0	0	12
14	Bieg, Tim	g	3-9	3-7	0-0	0-3-3	1	9	3	4	0	2	27
32	Ehlers, Brian	g	4-11	1-3	5-6	0-1-1	1	14	0	2	0	2	32
04	Homar, Mike		0-2	0-1	0-0	0-0-0	0	0	0	0	0	0	4
13	Burks, Brian		1-3	0-1	0-0	0-0-0	1	2	4	1	0	1	11
20	Guy, Reggie		2-6	0-0	1-4	0-2-2	0	5	0	2	0	3	14
22	Whitfield, Tyson		1-9	1-5	0-2	2-2-4	0	3	0	1	0	0	21
23	Klaus, Dave		3-8	2-5	0-0	2-2-4	3	8	0	2	2	3	23
24	Maurer, Andrew		0-0	0-0	0-0	0-1-1	0	0	0	0	0	0	1
30	Kubacka, Michael		0-1	0-0	0-0	0-1-1	0	0	0	0	0	0	3
33	Butler, General		0-1	0-1	0-0	1-0-1	0	0	1	0	0	1	3
34	Abio, Nash		0-1	0-0	0-0	0-1-1	0	0	0	1	0	0	1
44	Worthington, Rob		1-1	0-0	0-0	1-1-2	0	2	0	0	0	0	1
TEAM						6-2-8							
TOTALS			19-60	7-26	9-18	12-22-34	15	54	10	17	2	12	200

TOTAL FG%	1st Half: 10-28 (.357)	2nd Half: 9-32 (.281)	Game: .317	DEADBALL
3-PT. FG%	1st Half: 5-14 (.357)	2nd Half: 2-12 (.167)	Game: .260	REBOUNDS
F Throw %	1st Half: 4-8 (.500)	2nd Half: 5-10 (.500)	Game: .500	4

HOME TEAM: Miami Hurricanes

No.	Player		fg-fg	3pt-fg-fg	ft-ft	rebounds-ofs-tot	pf	tp	a	to	blk	s	min
31	Hemsley, Johnny	f	10-15	9-12	2-2	1-2-3	1	31	2	3	1	4	34
40	James, Tim	f	4-8	0-0	1-5	1-6-7	0	9	0	1	2	1	26
51	Bland, Mario	c	2-6	0-0	1-2	2-3-5	4	5	3	5	0	1	19
05	John Salmons	g	2-6	0-1	0-0	3-4-7	2	4	1	1	3	3	24
30	Jennings, Vernon	g	0-5	0-2	2-2	0-7-7	1	2	6	3	0	0	29
04	Simmons, Michael		0-0	0-0	0-0	0-0-0	0	0	3	2	0	0	12
11	Schlie, Jerry		1-2	1-1	1-2	0-0-0	0	4	0	0	0	0	1
13	Coelho, Joao Paulo		0-1	0-0	0-0	0-0-0	0	0	0	0	0	0	3
34	Wimbley, Dwayne		2-2	0-0	1-2	1-2-3	3	5	1	6	2	0	16
42	Houston, Kevin		4-5	0-0	2-3	2-3-5	1	10	1	1	0	0	18
44	Tyler, Elton		2-6	0-0	1-2	2-3-5	3	5	1	1	1	1	18
TEAM						1-4-5							
TOTALS			27-56	10-16	11-20	13-34-47	15	75	20	23	9	10	200

TOTAL FG%	1st Half: 12-29 (.414)	2nd Half: 15-27 (.556)	Game: .482	DEADBALL
3-PT. FG%	1st Half: 5-9 (.556)	2nd Half: 5-7 (.714)	Game: .625	REBOUNDS
F Throw %	1st Half: 5-9 (.556)	2nd Half: 6-11 (.545)	Game: .550	3

Officials: Eugene Crawford, Jr., David Hall, James Armstrong

Technical fouls: Lafayette-Bench 0-1 (2nd).

Attendance: 18,908

Score by Periods	1st	2nd	Total
Lafayette	29	25	54
Miami Hurricanes	34	41	75

2000 (No. 6 seed — South Region) vs. No. 11 Arkansas, Nashville, Tenn.

ARKANSAS (19-15)

#	Player	fg	3-pt	ft	rebounds	pf	tp	a	to	blk	s	min	
		fg%	fg%	ft%	of-df-tot								
24	Johnson, Joe	f	4-16	1-6	4-6	3-2-5	2	13	3	1	0	1	36
41	Walker, Chris	f	0-3	0-1	0-0	0-3-3	1	0	1	2	0	0	17
31	Lane, Alonzo	c	2-3	0-0	1-1	0-2-2	3	5	0	1	4	0	28
21	Eddins, Blake	g	0-2	0-2	0-0	0-1-1	0	0	0	1	0	1	4
23	Gipson, Teddy	g	6-9	2-3	0-2	1-0-1	4	14	0	4	0	2	21
03	Tatum, Charles		3-5	3-5	0-0	0-0-0	0	9	1	1	0	0	6
05	Cleveland, T.J.		2-6	2-5	4-4	2-3-5	3	10	2	1	0	3	28
13	Dean, Brandon		2-7	0-1	2-2	1-0-1	5	6	1	2	0	1	19
20	Davis, Brandon		1-3	0-2	3-4	2-0-2	1	5	1	0	1	0	13
33	Gomez, Dionisio		1-1	1-1	0-0	2-1-3	1	3	1	0	1	0	9
43	Baker, Carl		3-4	0-0	0-2	1-2-3	2	6	0	1	0	1	13
50	Satchell, Larry		0-0	0-0	0-1	0-1-1	3	0	0	1	0	0	6
	Team					3-0-3				1			
TOTALS			24-59	9-26	14-22	12-18-30	25	71	10	16	6	9	200

2000 (No. 6 seed — South Region) vs. No. 3 Ohio State, Nashville, Tenn.

MIAMI HURRICANES (23-10)

#	Player	fg	fga	3-pt	3-pt	ft	fta	rebounds	pf	tp	a	to	blk	s	min
25	Tyler, Elton	f	7-13	0-0	6-6	2-7	4	20	1	1	0	1	33		
45	Salmons, John	f	3-5	1-2	6-6	1-3	2	13	5	2	1	0	39		
51	Bland, Mario	c	3-6	0-0	1-2	3-11	4	7	6	2	1	0	24		
30	Jennings, Vernon	g	1-4	0-2	3-3	0-6	3	4	6	5	0	3	40		
31	Hernsley, Johnny	g	9-16	4-9	2-2	2-3	3	24	1	7	0	0	40		
00	Hurd, Leroy		0-0	0-0	0-0	0-0	0	0	0	1	0	0	1		
33	Jones, James		2-4	1-1	0-0	0-2	2	5	0	1	0	1	14		
34	Wimbly, Dwayne		1-3	0-0	0-0	1-4	1	2	0	2	0	0	9		
Team						2-2									
TOTALS			26-61	6-14	17-19	9-32	41	19	75	19	21	2	5	200	
TOTAL FG%			1st Half: 14-29 (.483)		2nd Half: 12-22 (.545)		Game: .510		DEADB						
3-PT FG%			1st Half: 4-10 (.400)		2nd Half: 2-4 (.500)		Game: .429		REBOUNDS						
F Throw %			1st Half: 4-5 (.800)		2nd Half: 13-14 (.929)		Game: .895		1						

OHIO STATE (23-7)

#	Player	fg	fga	3-pt	3-pt	ft	fta	rebounds	pf	tp	a	to	blk	s	min
22	Redd, Michael	f	5-14	1-4	2-4	1-4	5	13	2	2	0	2	32		
40	Reese, George	f	3-9	0-0	5-7	1-2	3	11	1	1	0	0	26		
32	Johnson, Ken	c	3-4	0-0	3-3	0-1	4	9	0	0	4	2	35		
12	Penn, Scoonie	g	7-17	2-9	3-4	0-6	4	19	2	3	0	4	40		
13	Brown, Brian	g	2-9	1-4	4-6	4-15	2	9	3	3	0	0	38		
04	Darby, Brent		0-1	0-0	0-0	0-0	0	0	0	0	0	1	3		
10	Robinson, Doylan		0-0	0-0	0-0	0-0	1	0	0	0	0	0	1		
21	Savovic, Boban		0-2	0-1	0-0	0-0	0	0	0	2	0	0	7		
34	Ocojkojic, Cobe		0-0	0-0	1-2	0-1	2	1	1	0	0	0	14		
43	Dudley, Will		0-0	0-0	0-0	1-0	0	0	0	0	0	0	4		
Team						2-2									
TOTALS			20-56	4-18	18-26	9-17	26	21	62	9	11	4	9	200	
TOTAL FG%			1st Half: 10-27 (.370)		2nd Half: 10-29 (.345)		Game: .357		DEADB						
3-PT FG%			1st Half: 2-8 (.250)		2nd Half: 2-10 (.200)		Game: .222		REBOUNDS						
F Throw %			1st Half: 9-13 (.692)		2nd Half: 9-13 (.692)		Game: .692		3						

Officials: Joseph Silvester, David Hall, Tom Wood
Technical fouls: None
Attendance: 17297

Score by Periods	1st	2nd	Total
Miami Hurricanes	36	39	75
Ohio State	31	31	62

2000 (No. 6 seed — South Region) vs. No. 7 Tulsa, Austin, Texas

TULSA (32-4)

#	Player	fg	fga	3-pt	3-pt	ft	fta	rebounds	pf	tp	a	to	blk	s	min
11	Coley, Eric	f	7-11	0-1	3-4	3-6	0	17	2	1	3	4	34		
13	Kurtz, Brandon	c	5-8	0-0	7-12	3-7	3	17	3	3	0	3	33		
10	Harrington, Greg	g	4-6	2-3	4-6	2-2	4	14	0	4	0	0	27		
31	Hilli, Tony	g	4-9	0-2	5-7	3-5	3	13	5	1	0	1	30		
32	Heard, Tony	g	3-9	2-7	3-4	0-3	4	11	2	6	0	0	31		
12	Swanson, Dante		1-6	0-3	0-0	0-1	0	2	0	0	0	1	18		
33	Shelton, David		2-6	0-1	2-4	2-3	4	6	0	0	0	1	19		
34	Johnson, Kevin		0-0	0-0	0-0	0-0	0	0	0	0	0	0	4		
55	McDaniel, DeAngelo		0-1	0-0	0-0	1-2	1	0	0	0	0	0	4		
Team						1-3									
TOTALS			26-56	4-17	24-37	15-26	41	19	80	12	15	3	10	200	
TOTAL FG%			1st Half: 12-31 (.387)		2nd Half: 14-25 (.560)		Game: .464		DEADB						
3-PT FG%			1st Half: 4-12 (.333)		2nd Half: 0-5 (.000)		Game: .235		REBOUNDS						
F Throw %			1st Half: 3-7 (.429)		2nd Half: 21-30 (.700)		Game: .649		3						

MIAMI HURRICANES (23-11)

#	Player	fg	fga	3-pt	3-pt	ft	fta	rebounds	pf	tp	a	to	blk	s	min
25	Tyler, Elton	f	0-6	0-0	0-0	1-2	4	0	0	3	0	2	18		
45	Salmons, John	f	4-8	1-1	1-2	3-5	2	10	2	3	0	1	35		
51	Bland, Mario	c	5-15	1-2	6-8	3-6	4	17	0	1	0	0	31		
30	Jennings, Vernon	g	5-8	2-3	5-6	1-3	4	17	7	4	0	3	37		
31	Hernsley, Johnny	g	4-10	3-7	2-2	1-3	5	13	0	3	0	0	34		
00	Hurd, Leroy		2-3	1-2	0-1	0-4	2	5	0	3	0	1	17		
13	Coelho, Joao Paulo		0-0	0-0	0-0	0-1	1	0	0	0	0	0	2		
20	El-Bassiouni, Tarik		0-0	0-0	0-0	0-0	1	0	0	0	0	0	1		
33	Jones, James		2-2	2-2	0-0	0-2	1	6	1	2	1	1	10		
34	Wimbly, Dwayne		1-5	0-0	1-2	1-3	2	3	0	1	1	0	15		
Team						2-3									
TOTALS			23-57	10-17	15-21	12-25	37	26	71	10	20	2	8	200	
TOTAL FG%			1st Half: 8-19 (.421)		2nd Half: 15-38 (.395)		Game: .404		DEADB						
3-PT FG%			1st Half: 4-5 (.800)		2nd Half: 6-12 (.500)		Game: .588		REBOUNDS						
F Throw %			1st Half: 3-7 (.429)		2nd Half: 10-15 (.667)		Game: .714		2						

Officials: Gerald Boudreaux, Edwin Edsall, Mike Sanzere
Technical fouls: None
Attendance: 16000

Score by Periods	1st	2nd	Total
Tulsa	31	49	80
Miami Hurricanes	25	46	71

2002 (No. 5 seed — West Region) vs. No. 12 Missouri, Albuquerque, N.M.

MISSOURI (22-11)

#	Player	fg	fga	3-pt	3-pt	ft	fta	rebounds	pf	tp	a	to	blk	s	min
05	BRYANT, Travon	f	4-6	0-0	2-3	4-7	1	4	10	2	1	0	2	21	
23	PAULING, Rickey	f	4-8	2-2	6-6	2-4	6	1	16	1	1	0	0	32	
50	JOHNSON, Arthur	c	5-10	0-0	2-4	3-3	5	12	1	2	1	0	28		
04	GILBERT, Clarence	g	4-16	2-6	10-11	1-1	1	20	2	2	0	1	35		
21	RUSH, Kareem	g	4-12	1-6	6-6	1-4	5	15	7	2	1	1	28		
02	STOKES, Wesley		2-2	2-2	4-6	0-2	3	10	1	3	0	2	20		
12	GAGE, Justin		0-1	0-0	2-2	1-3	5	2	2	1	0	1	16		
15	KROENKE, Josh		0-1	0-1	0-0	0-1	0	0	1	0	0	0	8		
32	FERGUSON, Jeffrey		1-3	0-0	0-1	1-2	0	2	0	0	0	0	5		
33	ECHOLS, Najeeb		2-2	0-0	2-4	3-3	1	6	0	0	0	0	7		
Team						1-2									
TOTALS			26-61	7-17	34-43	17-31	48	24	93	17	12	2	7	200	
TOTAL FG%			1st Half: 14-33 (42.4%)		2nd Half: 12-28 (42.9%)		Game: 42.6%		DEADB						
3-PT FG%			1st Half: 2-6 (33.3%)		2nd Half: 5-11 (45.5%)		Game: 41.2%		REBOUNDS						
F Throw %			1st Half: 8-9 (88.9%)		2nd Half: 26-34 (76.5%)		Game: 79.1%		5						

MIAMI HURRICANES (24-8)

#	Player		tot-fg	3-pt	rebounds	pf	tp	a	to	blk	s	min
			fga	fta	of-de-tot							
21	RICE, Darius	f	3-15	1-5	10-11	3-2.5	4	17	2	1	1	32
33	JONES, James	f	3-12	0-4	5-6	2-3.5	3	11	1	0	1	35
25	TYLER, Elton	c	5-9	1-2	6-8	3-4.7	4	17	0	1	1	39
04	BARNES, Marcus	g	4-13	3-9	2-2	0-2	1	13	0	0	0	27
05	SALMONS, John	g	6-10	1-3	3-4	2-3.5	4	16	4	5	0	28
01	SIMMONS, Michael		0-0	0-0	0-0	0-0-0	3	0	0	1	0	9
02	WATSON, Kahleef		1-2	0-0	1-2	1-1.2	3	3	2	1	0	16
12	BERUMEN, Rafael		0-1	0-0	1-2	0-1-1	0	1	0	0	0	1
13	COELHO, Paulo		0-0	0-0	0-0	0-0-0	1	0	0	1	0	2
14	DJAHUE, Rodrigue		0-1	0-0	0-0	1-0-1	2	0	1	0	0	6
34	FRISBY, William		1-5	0-0	0-0	3-4.7	4	2	0	1	1	14
TEAM					2-2.4							
Totals			23-68	6-23	28-35	17-22.39	29	80	10	11	4	200
TOTAL FG%			1st Half: 9-30 (30.0%)		2nd Half: 14-38 (36.8%)		Game: 33.8%		DEADB			
3-PT FG%			1st Half: 3-12 (25.0%)		2nd Half: 3-11 (27.3%)		Game: 26.1%		REBOUNDS			
F Throw %			1st Half: 9-11 (81.8%)		2nd Half: 19-24 (79.2%)		Game: 80.0%		4			

Officials: Gerald Boudreaux-R, Tommy Nunez, Sid Rodeheffer
Technical fouls: None
Attendance: 16596

Score by Periods	1st	2nd	Total
Missouri	38	55	93
Miami Hurricanes	30	50	80

2008 (No. 7 seed — South Region) vs. No. 10 St. Mary's, Little Rock, Ark.

Saint Mary's 64 • 25-7

#	Player	FG-Tot		3-Ptr	Rebounds				PF	TP	A	TO	Blk	Stl	Min
		FG-FGA	FG-FGA	FT-FTA	Off	Def	Tot								
04	O'LEARY, Ian	*	1-6	0-1	2-4	4	2	6	0	4	2	1	0	0	28
13	MILLS, Patrick	*	8-21	6-14	2-2	1	1	2	3	24	5	2	0	1	40
20	SIMPSON, Diamon	*	3-10	0-2	1-4	2	10	12	4	7	2	5	3	0	35
24	GOLDEN, Todd	*	2-4	2-4	2-4	0	2	2	2	8	1	1	0	0	28
30	SAMHAN, Omar	*	3-5	0-0	2-4	1	4	5	4	8	2	1	1	1	27
03	HUGHES, Carlin		3-5	0-1	0-0	0	0	0	3	6	0	2	0	1	11
05	SMITH, Yusef		1-3	0-0	2-3	1	1	2	3	4	0	1	0	0	17
23	SMITH, Tron		1-4	0-0	1-2	0	1	1	1	3	2	1	0	0	11
32	McCONNELL, Mickey		0-1	0-1	0-0	0	0	0	0	0	1	0	0	0	3
Team						1	2	3							
Totals			22-59	8-23	12-23	10	23	33	20	64	15	14	4	3	200
FG % 1st Half: 11-27		40.7%	2nd half: 11-32	34.4%	Game: 22-59		37.3%							Deadball Rebounds 2.2	
3FG % 1st Half: 5-11		45.5%	2nd half: 3-12	25.0%	Game: 12-23		34.8%								
FT % 1st Half: 5-9		55.6%	2nd half: 7-14	50.0%	Game: 12-23		52.2%								

2008 (No. 7 seed — South Region) vs. No. 2 Texas, Little Rock, Ark.

Miami 72 • 23-11

#	Player		Total		3-Ptr		Rebounds			PF	TP	A			Blk	Stl	Min
			FG-FGA	FG-FGA	FT-FTA	Off	Def	Tot	A			TO	Blk				
01	Lance Hurdle	*	3-12	0-1	5-6	0	1	1	2	11	1	0	0	0	0	30	
21	Dwayne Collins	*	1-3	0-0	4-6	3	2	5	0	6	1	0	0	0	0	15	
23	James Dews	*	3-7	2-6	0-0	0	3	3	2	8	3	2	0	2	36		
33	Jack McClinton	*	5-14	4-10	4-4	0	3	3	4	18	0	1	0	0	37		
50	Anthony King	*	4-6	0-0	0-0	2	4	6	3	8	2	1	0	1	27		
00	Jimmy Graham		1-3	0-0	4-4	0	3	3	4	6	0	3	3	1	20		
05	Eddie Rios		1-2	1-2	0-0	0	1	1	1	3	3	0	0	0	10		
32	Brian Asbury		0-2	0-0	2-2	0	1	1	0	2	0	1	0	0	7		
42	Raymond Hicks		4-6	2-3	0-0	0	4	4	3	10	0	1	0	0	18		
Team						3	0	3									
Totals			22-55	9-22	19-22	8	22	30	19	72	10	9	3	4	200		
FG % 1st Half: 11-31		35.5%	2nd half: 11-24	45.8%	Game: 22-55	40.0%											Deadball
3FG % 1st Half: 3-11		27.3%	2nd half: 6-11	54.5%	Game: 9-22	40.9%											Rebound
FT % 1st Half: 7-8		87.5%	2nd half: 12-14	85.7%	Game: 19-22	86.4%											0.3

Texas 75 • 30-6

#	Player		Total		3-Ptr		Rebounds			PF	TP	A TO Blk			Stl	Min
			FG-FGA	FG-FGA	FT-FTA	Off	Def	Tot	A			TO	Blk			
03	Abrams, A.J.	*	7-13	6-10	6-6	0	4	4	0	26	1	1	0	0	40	
05	James, Damion		6-12	3-5	1-4	4	12	16	3	16	1	3	3	0	38	
14	Augustin, D.J.	*	4-14	1-5	3-5	1	2	3	3	12	8	3	0	3	40	
24	Mason, Justin		1-1	1-1	1-4	1	1	2	4	4	6	1	1	0	28	
32	Atchley, Connor	*	6-11	2-5	1-2	3	2	5	4	15	1	2	3	0	33	
01	Johnson, Gary		0-1	0-0	0-0	0	0	0	2	0	0	0	0	0	6	
15	Wangmene, Alexis		0-2	0-0	0-0	2	1	3	1	0	0	1	0	0	7	
34	Pittman, Dexter		1-3	0-0	0-0	4	2	6	2	2	0	2	0	0	8	
Team						1	1	2								
Totals			25-57	13-26	12-21	16	25	41	19	75	17	13	7	3	200	
FG % 1st Half: 17-34		50.0%	2nd half: 8-23	34.8%	Game: 25-57	43.9%										Deadball
3FG % 1st Half: 9-16		56.3%	2nd half: 4-10	40.0%	Game: 13-26	50.0%										Rebounds
FT % 1st Half: 0-0		0.0%	2nd half: 12-21	57.1%	Game: 12-21	57.1%										2.3

Officials: Mike Kitts, Joe Lindsey, Patrick Adams
Technical fouls: Miami-None. Texas-None.
Attendance: 16060
NCAA Tournament Second Round

Score by periods	1st	2nd	Total
Miami	32	40	72
Texas	43	32	75

Last FG - UM 2nd-00:02, UT 2nd-01:15.
Largest lead - UM by 2 1st-19:47, UT by 17 2nd-10:53.

	In Paint	Off T/O	2nd Chance	Fast Break	Bench
Points	14	10	12	2	21
UM	18	16	14	0	2
UT					

Score tied - 2 times.
Lead changed - 3 times.

2013 (No. 2 seed — East Region) vs. No. 15 Pacific, Austin, Texas

Pacific 49 • 22-13

#	Player	Total			3-Ptr			Rebounds			PF	TP	A	TO	Blk	Stl	Min
		FG-FGA	FG-FGA	FT-FTA	Off	Def	Tot										
02	Beatty, Colin	f	0-3	0-1	0-0	0	4	4	3	0	3	0	0	1	23		
24	Fulton, Travis	f	6-12	6-10	0-0	2	3	5	0	18	0	2	0	0	25		
13	Kelley, Khalil	c	5-8	0-0	1-3	4	5	9	3	11	0	1	0	0	21		
03	Taku, Sama	g	0-6	0-2	1-2	1	1	2	0	1	0	3	0	0	20		
11	McCloud, Lorenzo	g	2-8	0-2	0-0	0	0	0	2	4	4	2	0	0	29		
01	Harris, Trevin		0-0	0-0	0-1	0	1	1	1	0	1	0	0	0	4		
12	Llewellyn, Spencer		0-1	0-0	0-0	0	0	0	0	0	0	0	0	0	3		
12	Bock, Andrew		0-0	0-0	0-0	0	0	0	0	0	0	0	0	1	4		
20	Rivera, Ross		2-3	0-0	1-2	0	1	1	1	5	1	1	0	0	15		
21	De Souza, Rodrigo		0-2	0-2	0-0	1	1	2	3	0	0	3	0	0	17		
22	Duran, Markus		3-6	3-6	0-0	0	1	1	0	9	0	1	1	0	16		
25	Turner, Jordan		0-2	0-2	0-1	0	0	0	0	0	0	0	0	0	3		
33	Gill, Tony		0-2	0-1	1-2	0	1	1	3	1	0	1	0	0	16		
42	Thomas, Tim		0-1	0-0	0-0	1	0	1	0	0	0	0	0	0	4		
	Team					1	0	1									
Totals			18-54	9-26	4-11	10	18	28	16	49	9	14	1	2	200		

University of Miami 78 • 28-6

#	Player	Total		3-Ptr		Rebounds			PF	TP	A TO Blk			Stl	Min
		FG	FG-FTA	FT	FT-FTA	Off	Def	Tot			A	TO	Blk		
35	Kenny Kadji	f	2-7	1-3	1-2	2	1	3	0	6	1	1	1	1	19
45	Julian Gamble	f	2-3	0-0	1-2	1	2	3	1	5	0	1	1	0	15
00	Shane Larkin	g	2-8	1-4	5-5	0	3	3	1	10	9	2	0	3	29
01	Durand Scott	g	6-10	5-8	4-4	2	1	3	3	21	1	1	0	0	28
04	Trey McKinney Jones	g	2-6	2-4	2-2	0	8	8	1	8	0	0	0	0	33
03	Steve Sorenson		0-0	0-0	0-0	0	0	0	0	0	0	0	0	0	1
10	Raphael Akpejori		0-0	0-0	0-0	0	2	2	1	0	0	1	0	0	4
12	Justin Heller		0-0	0-0	0-0	0	0	0	0	0	0	0	0	0	1
15	Rion Brown		3-6	3-3	0-0	1	1	2	3	9	0	1	0	1	24
21	Erik Swoope		2-2	0-0	2-2	0	0	0	0	6	0	0	0	1	6
23	Tonye Jekiri		3-5	0-0	0-0	1	4	5	1	6	0	0	2	0	16
42	Reggie Johnson		2-5	0-0	3-4	3	7	10	3	7	1	4	0	1	24
	Team					0	2	2							
Totals			24-52	12-22	18-21	10	31	41	14	78	12	11	4	7	200

Officials: Antinio Perry, Kelly Self, Byron Jarrett
Technical fouls: Pacific-None. University of Miami-None.
Attendance: 13784
Second Round Games (Session I - East Regional)

Score by periods	1st	2nd	Total
Pacific	19	30	49
University of Miami	40	38	78

Last FG - PACIFIC 2nd-03:22, UM 2nd-00:28.
Largest lead - PACIFIC by 2 1st-19:13, UM by 31 2nd-06:51.
PACIFIC led for 01:18, 1st half for 32:11. Game was tied for 01:18.

	In Paint	Off T/O	2nd Chance	Fast Break	Bench
Points	12	8	5	0	15
PACIFIC	22	13	12	0	28
UM					

Score tied - 1 time.
Lead changed - 1 time.

2013 (No. 2 seed — East Region) vs. No. 7 Illinois, Austin, Texas

Illinois 59 • 23-13

#	Player		Total		3-Ptr		Rebounds			PF	TP	A			Stl	Min	
			FG	FGA	FG	FGA	FT	FTA	Off			Def	Total	TO			Blk
00	McLaurin, Sam	f	0-2	0-0	0-0		2	3	5	1	0	0	4	2	0	20	
32	Egwu, Nnanna	c	5-9	0-0	2-2		7	5	12	0	12	0	0	1	0	31	
01	Richardson, D.J.	g	1-11	1-10	2-2		2	1	3	5	5	2	0	0	0	33	
03	Paul, Brandon	g	8-20	2-9	0-0		1	3	4	4	18	2	2	0	1	37	
13	Abrams, Tracy	g	3-10	0-2	2-3		1	2	3	2	8	2	1	0	0	29	
02	Bertrand, Joseph		2-3	0-0	0-0		1	1	2	2	4	0	0	0	0	21	
20	Henry, Myke		0-0	0-0	0-0		0	0	0	0	0	0	0	0	0	2	
42	Griffey, Tyler		4-6	4-6	0-0		1	6	7	3	12	1	1	0	0	27	
Team							1	1	2								
Totals				23-61	7-27		6-7	16	22	38	17	59	7	8	3	2	200
FG % 1st Half: 11-28			39.3%	2nd half: 12-33			36.4%	Game: 23-61			37.7%	Deadball Rebound: 0					
3FG % 1st Half: 4-10			40.0%	2nd half: 3-17			17.6%	Game: 7-27			25.9%						
FT % 1st Half: 0-0			0.0%	2nd half: 6-7			85.7%	Game: 6-7			85.7%						

2016 (No. 3 seed – South Region) vs. No. 14 Buffalo, Providence, R.I.

Official Basketball Box Score -- Game Totals -- Final Statistics
Buffalo vs Miami
03-17-16 6:50 pm at Providence, R.I. (Dunkin' Donuts Center)

Buffalo 72 • 20-15

#	Player	Total			3-Ptr			Rebounds			PF	TP	A	TO	Blk	Stl	Min
		FG-FGA	FG-FGA	FT-FTA	FG-FGA	FG-FGA	FT-FTA	Off	Def	Tot							
00	HAMILTON, Blake	f	4-11	3-7	1-3	0	9	9	2	12	1	2	0	1	1	31	
34	SMART, Ikenna	f	0-0	0-0	0-0	0	0	0	3	0	0	1	0	0	0	6	
01	BEARDEN, Lamonte	g	7-16	1-4	4-6	0	3	3	19	3	0	4	0	1	36		
02	CONNER, Willie	g	1-5	1-4	0-0	1	1	2	3	3	0	0	0	0	32		
10	SKEETE, Jarryn	g	1-5	1-2	0-0	0	0	0	4	3	2	2	0	0	21		
03	MASSINBURG, CJ	g	3-7	0-3	5-5	1	3	4	5	11	2	0	0	1	29		
04	KADIRI, David	g	0-1	0-0	2-2	0	0	0	1	2	0	0	0	0	10		
20	WIGGINTON, Rodell	g	1-2	0-0	0-0	0	1	1	0	2	0	1	1	0	11		
21	RAKICEVIC, Nikola	g	0-0	0-0	0-0	0	0	0	0	0	0	0	0	0	1		
33	PERKINS, Nick	g	6-12	4-6	4-6	3	3	6	5	20	0	0	0	0	1	23	
Team								3	3	6							
Totals			23-59	10-26	16-22			8	23	31	26	72	8	10	1	4	200
FG % 1st Half: 9-30		30.0%	2nd half: 14-29		48.3%	Game: 23-59		39.0%									
3FG % 1st Half: 5-12		41.7%	2nd half: 5-14		35.7%	Game: 10-26		38.5%									
FT % 1st Half: 10-12		83.3%	2nd half: 6-10		60.0%	Game: 16-22		72.7%									
																Deadball Rebounds	
																1	

Miami 79 • 26-7

#	Player	Total			3-Ptr			Rebounds			PF	TP	A	TO	Blk	Stl	Min
		FG-FGA	FG-FGA	FT-FTA	FG-FGA	FG-FGA	FT-FTA	Off	Def	Tot							
21	Kamari Murphy	f	4-7	0-0	3-5	3	10	13	3	11	1	0	4	0	33		
23	Tonye Jekiri	c	2-3	0-0	0-0	1	2	3	3	4	0	3	0	0	1	27	
05	Davon Reed	g	4-10	2-5	0-0	0	12	12	4	10	0	1	0	0	39		
10	Sheldon McClellan	g	5-10	0-2	10-13	2	3	5	0	20	2	2	0	1	38		
13	Angel Rodriguez	g	6-15	3-7	9-11	1	6	7	3	24	4	3	1	3	35		
00	Ja'Quan Newton	g	3-8	0-1	4-5	2	0	2	3	10	2	3	0	1	26		
03	Anthony Lawrence	g	0-1	0-0	0-0	0	0	0	1	0	0	1	1	0	9		
12	James Palmer	g	0-0	0-0	0-0	1	0	1	0	0	0	0	0	0	4		
33	Ivan CruzUceda	g	0-0	0-0	0-0	0	0	0	1	0	0	0	0	0	0+		
Team								1	0	1							
Totals			24-54	5-15	26-34	11	33	44	18	79	9	14	6	5	200		
FG % 1st Half: 14-32		43.8%	2nd half: 10-22		45.5%	Game: 24-54		44.4%									
3FG % 1st Half: 1-7		14.3%	2nd half: 4-8		50.0%	Game: 5-15		33.3%									
FT % 1st Half: 6-8		75.0%	2nd half: 20-26		76.9%	Game: 26-34		76.5%									
																Deadball Rebounds	
																4	

Officials: Ed Corbett, Antinio Petty, Tim Gattis, Lamont Simpson
Technical fouls: Buffalo-None. Miami-None.
Attendance: 11559
NCAA First Round

Score by periods	1st	2nd	Total
Buffalo	33	39	72
Miami	35	44	79

Last FG - UB 2nd-00:26, UM 2nd-05:25.

Largest lead - UB by 9 1st-12:47, UM by 12 2nd-06:11.

UB led for 13:33. UM led for 25:06. Game was tied for 01:21.

Score tied - 1 time.
Lead changed - 2 times.

2016 (No. 3 seed – South Region) vs. No. 2 Villanova, Louisville, Ky.

Official Basketball Box Score -- Game Totals -- Final Statistics
Miami vs Villanova
03-24-16 7:10PM at KFC Yum! Center, Louisville, KY

Miami 69 • 27-8

#	Player		Total		3-Ptr		Rebounds			PF	TP	A	TO	Blk	Stl	Min
			FG-FGA	FG-FGA	FT-FTA	Off	Def	Tot								
21	Kamari Murphy	f	3-3	0-0	0-0	1	2	3	5	6	1	1	0	0	29	
23	Tonye Jekiri	c	1-2	0-0	0-0	1	3	4	5	2	0	0	0	1	22	
05	Davon Reed	g	4-9	0-2	0-0	0	2	2	2	8	1	2	0	1	30	
10	Sheldon McClellan	g	8-12	5-7	5-6	0	2	2	3	26	0	3	0	0	32	
13	Angel Rodriguez	g	5-11	3-4	0-0	0	1	1	2	13	8	4	0	2	36	
00	Ja'Quan Newton	g	0-4	0-0	0-0	0	0	0	2	0	2	2	0	0	20	
03	Anthony Lawrence	g	3-4	1-2	1-2	1	0	1	0	8	0	0	0	2	17	
12	James Palmer	g	1-2	1-2	3-5	0	1	1	0	6	0	0	0	0	9	
15	Ebuka Izundu	g	0-0	0-0	0-0	2	0	2	0	0	0	0	1	0	3	
20	Mike Robinson	g	0-0	0-0	0-0	0	0	0	0	0	0	0	0	0	1	
35	Chris Stowell	g	0-0	0-0	0-0	0	0	0	0	0	0	0	0	0	1	
Team								0	1	1						
Totals			25-47	10-17	9-13	7	10	17	19	69	12	12	1	6	200	
FG % 1st Half: 14-21			66.7%	2nd half: 11-26	42.3%	Game: 25-47			53.2%			Deadball Rebounds				
3FG % 1st Half: 7-11			63.6%	2nd half: 3-6	50.0%	Game: 10-17			58.8%			1				
FT % 1st Half: 2-2			100.0%	2nd half: 7-11	63.6%	Game: 9-13			69.2%							

Villanova 92 • 32-5

#	Player		Total			3-Ptr			Rebounds			PF	TP	A	TO	Blk	Stl	Min
			FG-FGA	FG-FGA	FT-FTA	Off	Def	Tot										
02	JENKINS, Kris	f	8-10	5-6	0-0	1	8	9	1	21	4	2	1	1	35			
03	HART, Josh	f	5-9	0-0	4-4	2	1	3	4	14	3	1	0	1	21			
23	OCHIEFU, Daniel	c	7-11	0-0	3-4	1	1	2	2	17	1	2	0	1	29			
01	BRUNSON, Jalen	g	1-2	1-1	2-2	0	1	1	0	5	2	1	0	1	22			
15	ARCIDIACONO, Ryan	g	7-11	4-7	3-3	0	3	3	1	21	4	1	0	3	35			
00	LOWE, Henry		0-0	0-0	0-0	0	0	0	0	0	0	0	0	0	1			
05	BOOTH, Phil		1-3	0-1	0-0	0	0	0	3	2	0	0	0	0	14			
20	FARRELL, Patrick		0-0	0-0	0-0	0	0	0	1	0	0	0	0	0	1			
45	BRIDGES, Mikal		1-2	0-0	2-2	1	2	3	2	4	1	0	0	1	26			
25	REYNOLDS, Darryl		2-3	0-0	4-4	3	2	5	2	8	0	0	0	0	15			
52	RAFFERTY, Kevin		0-0	0-0	0-0	0	0	0	0	0	0	0	0	0	1			
Team						1	0	1										
Totals				32-51	10-15	18-19	9	18	27	16	92	17	8	1	8	200		
FG % 1st Half: 16-25			64.0%	2nd half: 16-26			61.5%	Game: 32-51			62.7%			Deadball Rebounds				
3FG % 1st Half: 6-8			75.0%	2nd half: 4-7			57.1%	Game: 10-15			66.7%							
FT % 1st Half: 5-5			100.0%	2nd half: 13-14			92.9%	Game: 18-19			94.7%							



2017-18 MIAMI BASKETBALL ROSTER

NUMERICAL ROSTER

No.	Name	Yr.	Pos.	Ht.	Wt.	Hometown/Previous School
0	Ja'Quan Newton	Sr.	G	6-3	191	Philadelphia, Pa. / Neumann-Goretti HS
1	Dejan (DJ) Vasiljevic	So.	G	6-3	203	Melbourne, Australia / Australian Institute of Sport
2	Chris Lykes	Fr.	G	5-7	161	Mitchellville, Md. / Gonzaga College HS
3	Anthony Lawrence II	Jr.	G	6-7	210	St. Petersburg, Fla. / Lakewood Senior HS
4	Lonnie Walker IV	Fr.	G	6-5	204	Reading, Pa. / Reading HS
5	Mike Robinson	Sr.	G	5-10	170	New Britain, Conn. / New Britain HS
10	Miles Wilson^	So.	G	6-5	198	Baltimore, Md. / Mount St. Mary's
11	Bruce Brown Jr.	So.	G	6-5	205	Boston, Mass. / Vermont Academy
14	Rodney Miller Jr.	So.	C	7-0	255	Laurelton, N.Y. / Oak Hill Academy
15	Ebuka Izundu	Jr.	C	6-10	235	Charlotte, N.C. / Victory Christian Center / Nigeria
20	Dewan Huell	So.	F	6-11	236	Miami, Fla. / Miami Norland HS
21	Sam Waardenburg	R-Fr.	F	6-10	217	Henderson, New Zealand / Rangitoto College
22	Deng Gak#	Fr.	F	6-10	195	Sydney, Australia / Blair Academy (N.J.)
35	Chris Stowell	Sr.	F	6-6	208	Exeter, N.H. / Tilton School (N.H.) / Exeter HS

ALPHABETICAL ROSTER

No.	Name	Yr.	Pos.	Ht.	Wt.	Hometown/Previous School
11	Bruce Brown Jr.	So.	G	6-5	205	Boston, Mass. / Vermont Academy
22	Deng Gak#	Fr.	F	6-10	195	Sydney, Australia / Blair Academy (N.J.)
20	Dewan Huell	So.	F	6-11	236	Miami, Fla. / Miami Norland HS
15	Ebuka Izundu	Jr.	C	6-10	235	Charlotte, N.C. / Victory Christian Center / Nigeria
3	Anthony Lawrence II	Jr.	G	6-7	210	St. Petersburg, Fla. / Lakewood Senior HS
2	Chris Lykes	Fr.	G	5-7	161	Mitchellville, Md. / Gonzaga College HS
14	Rodney Miller Jr.	So.	C	7-0	255	Laurelton, N.Y. / Oak Hill Academy
0	Ja'Quan Newton	Sr.	G	6-3	191	Philadelphia, Pa. / Neumann-Goretti HS
5	Mike Robinson	Sr.	G	5-10	170	New Britain, Conn. / New Britain HS
35	Chris Stowell	Sr.	F	6-6	208	Exeter, N.H. / Tilton School (N.H.) / Exeter HS
1	Dejan (DJ) Vasiljevic	So.	G	6-3	203	Melbourne, Australia / Australian Institute of Sport
21	Sam Waardenburg	R-Fr.	F	6-10	217	Henderson, New Zealand / Rangitoto College
4	Lonnie Walker IV	Fr.	G	6-5	204	Reading, Pa. / Reading HS
10	Miles Wilson^	So.	G	6-5	198	Baltimore, Md. / Mount St. Mary's

^ sitting out 2017-18 season per NCAA transfer regulations

redshirting 2017-18 season

Head Coach: Jim Larrañaga, Providence '71, seventh season

Associate Head Coach: Chris Caputo, Westfield State (Mass.) '02, seventh season

Assistant Coach: Jamal Brunt, Randolph-Macon '03, third season

Assistant Coach: Adam Fisher, Penn State '06, '09, third season

Director of Operations: Lamont Franklin, UNC Wilmington '97, first season

Strength & Conditioning Coach: Steve Felde, Concordia University (Wis.) '03

Associate Athletic Trainer: Javier Jimenez, Temple '06

Associate Director of Operations: Jeff Dyer, Delaware '14

Player Development Assistant: Chaison Allen, Northeastern '11

PRONUNCIATION GUIDE

Dewan Huell Duh-WAHN HUE-ull
 Ebuka Izundu ee-BOO-kuh ee-ZOON-du
 Ja'Quan Newton Juh-QUAN
 Chris Stowell Stole
 DJ Vasiljevic Vuh-SEE-luh-vitch

HC Jim Larrañaga LARE-uh-NAY-guh
 AC Chris Caputo Cuh-POO-toe
 SC Steve Felde FELL-dee
 AT Javier Jimenez Hah-VEE-air Him-EN-ez

CLASS BREAKDOWN

FRESHMEN (4)

Deng Gak
 Chris Lykes
 Sam Waardenburg*
 Lonnie Walker IV
 * - Redshirt

SOPHOMORES (5)

Bruce Brown Jr.
 Dewan Huell
 Rodney Miller Jr.
 Dejan "DJ" Vasiljevic
 Miles Wilson

JUNIORS (2)

Ebuka Izundu
 Anthony Lawrence II

SENIORS (3)

Ja'Quan Newton
 Mike Robinson
 Chris Stowell

GEOGRAPHIC BREAKDOWN

UNITED STATES

Connecticut

Mike Robinson

Florida

Dewan Huell
 Anthony Lawrence II

Maryland

Chris Lykes
 Miles Wilson

Massachusetts

Bruce Brown Jr.

New Hampshire

Chris Stowell

New York

Rodney Miller Jr.

Pennsylvania

Ja'Quan Newton
 Lonnie Walker IV

INTERNATIONAL

Australia

DJ Vasiljevic
 Deng Gak

New Zealand

Sam Waardenburg

Nigeria


Ebuka Izundu



TV/RADIO ROSTER



0 JA'QUAN NEWTON
Senior • G • 6-3 • 191
Philadelphia, Pa.



1 DEJAN (DJ) VASILJEVIC
Soph. • G • 6-3 • 203
Melbourne, Australia



2 CHRIS LYKES
Freshman • G • 5-7 • 161
Mitchellville, Md.




3 ANTHONY LAWRENCE II
Junior • G • 6-7 • 210
St. Petersburg, Fla.



4 LONNIE WALKER IV
Freshman • G • 6-4 • 204
Reading, Pa.



5 MIKE ROBINSON
Senior • G • 5-10 •
New Britain, Conn.



10 MILES WILSON
Soph. • G • 6-5 • 198
Baltimore, Md.




11 BRUCE BROWN JR.
Soph. • G • 6-5 • 205
Boston, Mass.



14 RODNEY MILLER JR.
Soph. • C • 7-0 • 255
Laurelton, N.Y.



15 EBUKA IZUNDU
Junior • C • 6-10 • 235
Charlotte, N.C.




20 DEWAN HUELL
Soph. • C • 6-11 • 236
Miami, Fla.



21 SAM WAARDENBURG
R-Freshman • F • 6-10 • 217
Henderson, New Zealand



22 DENG GAK
Freshman • F • 6-10 • 195
Sydney, Australia



35 CHRIS STOWELL
Senior • F • 6-6 • 208
Exeter, N.H.




JIM LARRAÑAGA
Head Coach



CHRIS CAPUTO
Associate Head Coach



JAMAL BRUNT
Assistant Coach



ADAM FISHER
Assistant Coach