



# MIAMI BASKETBALL

## THE BASICS

**Date/Time:** Saturday, November 17, 2018/2 p.m. ET  
**Location:** Coral Gables, Fla./Watsco Center (7,972)  
**Television:** None; **Online:** ACC Network Extra  
*PxP: Kyle Sielaf, Color: Mike Gillian*  
**Radio:** WKIS 99.1-HD2 (PxP: Kevin Rogers)  
**Satellite Radio:** XM Internet 993  
**Series vs. BCU:** Miami leads, 5-0  
 Home: 5-0 | Road: 0-0 | Neutral: 0-0

## 2018-19 SCHEDULE/RESULTS

OPPONENT	TV	TIME/SCORE
<b>OCTOBER</b>		
30 BARRY (EXHIBITION)	ACCNE	W, 91-61
<b>NOVEMBER</b>		
9 LEHIGH	ACCNE	W, 83-62
13 STEPHEN F. AUSTIN	ESPNU	W, 96-58
17 BETHUNE-COOKMAN	ACCNE	2 p.m.
22 vs. La Salle <sup>1</sup>	ACCNE	2:30 p.m.
23 vs. N'western/ Fresno State <sup>1</sup>	ESPNU	2 or 4:30 p.m.
25 vs. TBD <sup>1</sup>	ESPN2/U	TBD
28 RUTGERS <sup>2</sup>	ESPNU	7:15 p.m.
<b>DECEMBER</b>		
1 vs. Yale <sup>3</sup>	ESPN3	7:30 p.m.
4 at Penn	ESPN+	7 p.m.
19 HOUSTON BAPTIST	ACCNE	7 p.m.
22 FLORIDA ATLANTIC	ACCNE	2 p.m.
29 CAMPBELL	RSN	4 p.m.
<b>JANUARY</b>		
3 NC STATE	ESPN/U	7 p.m.
6 at Louisville	ESPNU	6 p.m.
9 at Florida State	RSN	9 p.m.
12 WAKE FOREST	RSN	2 p.m.
19 NORTH CAROLINA	ESPN/2	Noon
24 at Syracuse	Raycom	8 p.m.
27 FLORIDA STATE	ESPNU	6 p.m.
30 VIRGINIA TECH	ESPN2/U	7 p.m.
<b>FEBRUARY</b>		
2 at Virginia	Raycom	2 p.m.
6 NOTRE DAME	ESPN2/U	7 p.m.
9 at North Carolina	Raycom	Noon
13 CLEMSON	ESPN2/U	7 p.m.
17 at Boston College	ESPNU	6 p.m.
23 GEORGIA TECH	RSN	2 p.m.
26 at Wake Forest	RSN	7 p.m.
<b>MARCH</b>		
2 at Duke	CBS	4 p.m.
5 PITTSBURGH	Raycom	8 p.m.
8 at Virginia Tech	ESPN2	7 p.m.
12-16 ACC Tournament <sup>4</sup>	ESPN/Raycom	

**BOLD CAPS** denotes home games at Watsco Center, Coral Gables, Fla.

[##] denotes Miami's AP/USA TODAY ranking

\* ACC game

<sup>1</sup> Wooden Legacy, Fullerton, Calif.; <sup>2</sup> ACC/Big Ten Challenge

<sup>3</sup> Hoophall Miami Invitational, American Airlines Arena (Miami, Fla.)

<sup>4</sup> Spectrum Center, Charlotte, N.C.

All times Eastern and subject to change

## ATHLETICS COMMUNICATIONS

**Assistant AD for Communications & Content:**

Andy Fledderjohann (MBB Contact)

Email: afledderjohann@miami.edu

Cell Phone: 434-906-0075

Twitter/Instagram/Facebook: @CanesHoops

GAME 3 • NOVEMBER 17, 2018 • 2 P.M. • CORAL GABLES, FLA.



## MIAMI HURRICANES (2-0)

**Head Coach:** Jim Larrañaga (Providence, '71)

**Record at UM:** 163-79 (8th season), **Career Record:** 633-413 (35th season)

VS



## BETHUNE-COOKMAN WILDCATS (2-2)

**Head Coach:** Ryan Ridder (Embry-Riddle, '08)

**Record at BCU:** 20-16 (2nd season), **Career Record:** 115-44 (3rd season)

## THINGS TO KNOW

- Miami has won 18 straight home non-conference games, dating to the 2015-16 season.
- Miami is shooting 45.5 percent from 3-point range and has hit 25 3-pointers in its first two games.
- Ebuka Izundu recorded 19 rebounds Tuesday – most in the Jim Larrañaga era and most at UM since Reggie Johnson had 20 vs. FAU on March 16, 2011.
- Chris Lykes is tied for fourth in the ACC in scoring (21.0) and fifth in assists (5.0).
- Junior forward Dewan Hernandez has been withheld from competition as the University and NCAA review his eligibility. His status Saturday is TBD.

## MIAMI-BCU SERIES

Miami and Bethune-Cookman have met five times previously, all UM wins.

The programs last met on Dec. 30, 2009, in Coral Gables, with Miami prevailing, 73-55.

Each of Miami's victories have come by at least 16 points.

## CANES TAKE ON LEAGUE FAVORITES AGAIN

Miami opens its season with three straight games against teams that were picked to win their respective conferences.

Lehigh was chosen as the preseason favorites in the Patriot League. Stephen F. Austin was picked to repeat as the Southland Conference champion, while Bethune-Cookman was selected as the preseason MEAC favorite.

## TUESDAY: MIAMI 96, SFA 58

- Miami scored its most points since a 105-point effort against Mississippi State on Nov. 19, 2015.
- Ebuka Izundu recorded his second career double-double with 22 points and 19 rebounds. Both totals are career highs, as were his four blocked shots.
- Izundu was the first UM player to record at least 15 rebounds in a game since Kamari Murphy had 15

against Duke on Jan. 21, 2017.

- Chris Lykes also scored 20 points, two off his career high, set in the season opener against Lehigh.
- Miami posted its largest margin of victory since a 38-point win (94-56) at North Florida on Nov. 16, 2016.
- Leading 53-32 at the break, Miami scored its most points in any half dating to a 55-point second half explosion at Virginia Tech on March 10, 2016.
- Anthony Lawrence II played in his 100th career game.
- Miami did not commit a turnover in the first half. It marked the Canes' first turnover-free half since the first half against Virginia Tech on Feb. 15, 2014.
- For the second straight game, five Miami players scored in double figures – Izundu (22), Lykes (20), Lawrence (18), Vasiljevic (17) and Johnson (15).

## NOTING IZUNDU'S IMMENSE NIGHT

Ebuka Izundu had a career night against Stephen F. Austin, recording career highs in points (22), rebounds (19), blocks (four) and assists (three). He also tied a career best with three steals.

He played a career-best 32 minutes as well.

He fell one rebound shy of the first 20-rebound performance by a UM player since Reggie Johnson piled up 20 boards on March 16, 2011, against FAU.

## LYKES JUMPS OUT TO QUICK START

Chris Lykes picked up where he left off from last season and is off to a strong start with the first two 20-point games of his college career.

He scored 22 in the opener and followed it up with a 20-point effort Tuesday vs. SFA.

He was Miami's leading scorer over the last 12 games of the 2017-18 season, averaging 12.8 points per game while reaching double figures nine times.

Lykes averaged 11.9 points (second on team) and 3.1 assists per game in conference play. He reached double figures in 12 ACC games and 16 total.

## PROJECTED STARTING LINEUP

Pos. No.	Name	Yr.	Ht.	Wt.	PPG	RPG	APG	Of Note
G 0	Chris Lykes	So.	5-7	157	21.0	3.5	5.0	Hit for 20 or more points in each of first two games
G 1	Dejan (DJ) Vasiljevic	Jr.	6-3	184	16.5	3.5	1.0	8-14 3FG (Led ACC at 41.1% last season)
G 3	Anthony Lawrence II	Sr.	6-7	207	18.5	7.5	2.5	Has played in 100 career games
C 15	Ebuka Izundu	Sr.	6-10	232	16.0	14.0	3.5*	Career-high 22 pts, 19 rebs, 4 blocks vs. SFA
F 21	Sam Waardenburg	R-So.	6-10	216	6.5	4.5	3.5	Made first college start, played 28 mins in opener

## RESERVES

G 2	Willie Herenton	So	6-1	178	0.0	0.0	0.0	Joined team as walk-on for 2018-19 season
G 5	Zach Johnson	R-Sr.	6-2	192	10.0	1.5	3.5	First-Team All-ASUN last season; 1,364 career pts
G 10	Dominic Proctor	So.	6-6	180	–	–	–	Joined team as walk-on for 2018-19 season
G 13	Anthony Mack	R-Fr.	6-6	214	0.0	0.0	0.0	Redshirt last season at University of Wyoming
F 20	Dewan Hernandez	Jr.	6-11	235	–	–	–	Team's top returning scorer, rebounder from '17-18
F 22	Deng Gak	R-Fr.	6-10	211	1.0	5.0	2.0*	Had three blocks in 14 mins in opener

\*Blocks per game

## BROADCAST BULLET POINTS



### 0 CHRIS LYKES

So. • 5-7 • 157 • Guard  
Mitchellville, Md. • Gonzaga College HS

#### 2018-19: 21.0 ppg, 3.5 rpg, 5.0 apg

- Averaged team-high 12.8 points per game in the 2017-18 season's final 12 games following Bruce Brown Jr.'s foot injury
- Averaged 9.6 ppg and 2.3 apg, including 11.9 ppg in ACC play (second on team)
- Had offseason surgery on right shoulder
- Named to All-ACC Academic Team



### 1 DJ VASILJEVIC

Jr. • 6-3 • 184 • Guard  
Melbourne, Australia • Australian Institute of Sport

#### 2018-19: 16.5 ppg, 3.5 rpg

- Averaged 9.0 ppg and 2.5 rpg and named to All-ACC Academic Team last season
- Led ACC in 3-point shooting last season (41.1%)
- Named top Australian junior in college basketball by FOX Sports Australia
- Lost 20 lbs during offseason; also had offseason foot surgery



### 2 WILLIE HERENTON

So. • 6-1 • 178 • Guard  
Lincolnshire, Ill. • Stevenson HS

#### 2018-19: 0.0 ppg, 0.0 rpg

- Walk-on for 2018-19 season; finished as one of top scorers in Stevenson HS history despite only playing one year as full-time starter
- Home schooled until high school
- Brother Rodney is junior on Stanford basketball team
- Parents, Rodney and Andrea, both attended Harvard



### 3 ANTHONY LAWRENCE II

Sr. • 6-7 • 207 • Guard  
St. Petersburg, Fla. • Lakewood Senior HS

#### 2018-19: 18.5 ppg, 7.5 rpg, 2.5 apg, 2.5 spg

- Averaged 8.8 points, 6.5 rebounds and 2.3 assists per game last season (all career highs)
- Has played in 99 career games
- Was point guard in high school
- Father, Anthony Sr., played at Miami from 1991-94



### 5 ZACH JOHNSON

R-Sr. • 6-2 • 192 • Guard  
Miami, Fla. • Florida Gulf Coast • Norland HS

#### 2018-19: 10.0 ppg, 1.5 rpg, 3.5 apg

- Graduate transfer from Florida Gulf Coast
- Has scored 1,364 points and played in 105 career games (both team highs); FGCU's fourth all-time leading scorer
- Was First-Team All-Atlantic Sun selection last season (16.1 ppg, 3.3 rpg, 3.0 apg)
- Earned bachelor's degree in legal studies from FGCU




### 10 DOMINIC PROCTOR

So. • 6-6 • 180 • Guard  
Las Vegas, Nev. • Bishop Gorman HS

#### 2018-19: has not played

- Walked on for 2018-19 season
- Was 14th-ranked player in Nevada in 2017 per 24/7 Sports
- Father (Michael) played basketball at Cornell



### 13 ANTHONY MACK

R-Fr. • 6-6 • 214 • Guard  
Las Vegas, Nev. • Wyoming • Blair Academy (N.J.)

#### 2018-19: 0.0 ppg, 0.0 rpg

- Transfer from University of Wyoming; granted waiver for immediate eligibility for this season
- Sharp-shooter from 3-point range
- High school teammates with Deng Gak at Blair Academy (N.J.)



### 14 RODNEY MILLER JR.

Jr. • 7-0 • 255 • Center  
Laurelton, N.Y. • Oak Hill Academy

#### 2018-19: has not played

- Redshirting 2018-19 season
- Lost 25 pounds during the offseason
- Has played in 30 career games




### 15 EBUKA IZUNDU

Sr. • 6-10 • 232 • Center  
Nigeria/Charlotte, N.C. • Victory Christian Center

#### 2018-19: 16.0 ppg, 14.0 rpg, 3.5 bpg

- Played in all 32 games last year, including starts vs. Notre Dame, Boston College
- Averaged 5.0 points and 3.8 rebounds per game and shot 69.2%
- Named to ACC Academic Honor Roll for first time last year
- Moved to U.S in 2013 at age 17; grew up playing soccer, then started playing basketball in 2011



### 20 DEWAN HERNANDEZ

Jr. • 6-11 • 235 • Forward  
Miami, Fla. • Norland HS

#### 2018-19: has not played

- Legally changed last name from Huell to Hernandez in October to honor his mother, Christina
- Named to 2019 Kareem Abdul-Jabbar Award Watch List
- Averaged 11.4 ppg and 6.6 rpg last season and was only Miami player to start all 32 games
- 2016 McDonald's HS All-American; entered name in NBA Draft process last season but withdrew prior to deadline



### 21 SAM WAARDENBURG

R-So. • 6-10 • 216 • Forward  
Auckland, New Zealand • Rangitoto College

#### 2018-19: 6.5.0 ppg, 4.5 rpg

- Played in 21 games off bench, including each of last 15 contests, last season
- Averaged 3.3 points and 2.8 rebounds per game as freshman
- Averaged 16.7 minutes per game in conference play
- Shot 43.8 percent (14-32) from 3-point range last year



### 22 DENG GAK

R-Fr. • 6-10 • 211 • Forward  
Sydney, Australia • Blair Academy (N.J.)

#### 2018-19: 1.0 ppg, 5.0 rpg, 2.0 bpg

- Redshirted 2018-19 season and has put on about 20 pounds since he arrived at UM
- Played in high school with Anthony Mack
- Brother, Gorjok, is junior center at Florida



### 23 KAMERON MCGUSTY

Jr. • 6-5 • 192 • Guard  
Katy, Texas • Oklahoma • Sunrise Christian Academy (Kansas)

#### 2018-19: Redshirt Season

- Sitting out 2018-19 season per NCAA transfer regulations
- 9.4 ppg, 2.0 rpg in 63 career games (25 starts) at Oklahoma
- Was Big 12 All-Freshman Team selection in 2017
- Father, Kerol, played college basketball at Stephen F. Austin

## BIG SUCCESS AT 70 POINTS

Miami has eclipsed the 70-point plateau in both games this season after going 16-3 in those contests last season.

UM is 107-15 when scoring 70 or more points under Jim Larrañaga and 46-2 when breaking the 80-point barrier.

## VASILJEVIC A TOP 3-POINT THREAT

DJ Vasiljevic is off to a strong start, shooting 8-14 (57.1% from 3-point range).

Vasiljevic led the ACC in 3-point field goal percentage last season, connecting on 41.1 percent (67-for-163) of his attempts from long range.

He led the team with 67 3-pointers and became the fifth Hurricane to lead the conference in 3-point shooting (first since Malcolm Grant in 2011).

Vasiljevic hit on 32 of his 66 3-point attempts over the last 13 games (.485) and connected on at least one 3-pointer in each game in that stretch.

Following offseason foot surgery, Vasiljevic lost 20 pounds during the offseason and entered the season at a svelte 184 pounds.

## THE WATSCO ADVANTAGE

Miami has defended its home turf well in recent years, winning 40 of its last 45 games at the Watsco Center. The Hurricanes are 90-25 (.783) at home under Jim Larrañaga and finished 11-3 at home last season.

Miami owns 18 straight home non-conference wins, dating to a 78-77 loss to Northeastern on Nov. 27, 2015.

Entering its 17th year at the Watsco Center (formerly BankUnited Center), Miami is 183-69 (.726) on the home court.

In the first seven seasons under Larrañaga, Miami was 44-18 in ACC action at home and 46-7 in non-conference play. In both 2012-13 and 2015-16, the Canes had just one loss at Watsco Center.

## Miami at Watsco Center Under Jim Larrañaga

Year	Overall	N-C	ACC
2011-12	14-4	8-2	6-2
2012-13	14-1	6-0	8-1
2013-14	8-8	5-2	3-6
2014-15	12-6	7-2	5-4
2015-16	15-1	6-1	9-0
2016-17	14-2	7-0	7-2
2017-18	11-3	5-0	6-3
2018-19	2-0	2-0	0-0
<b>Totals</b>	<b>90-25</b>	<b>46-7</b>	<b>44-18</b>

## MILLER JR. TO REDSHIRT

Miami junior center Rodney Miller Jr. will redshirt the 2018-19 season.

Miller lost 25 pounds during the offseason.

He averaged 1.1 points in 3.6 minutes per game in 30 games during his first two seasons.

## WHO'S BACK

Miami returns seven letterwinners from its 2017-18 team: Hernandez, Lawrence, Vasiljevic, Ebuka Izundu, Chris Lykes, Rodney Miller Jr. and Sam Waardenburg.

Miami also gains the services of forward Deng Gak, who redshirted last year during his freshman season.

## EXPERIENCED GROUP RETURNS

Miami's roster features seven upperclassmen – three seniors and four juniors.

They have played in a combined 502 games (average of 71 per player), and each has played in at least one NCAA tournament.

## WHO'S DEPARTED

Miami lost three players from its 2017-18 squad, each of whom started at least 18 games: Lonnie Walker IV, Bruce Brown Jr. and Ja'Quan Newton.

Walker was an Honorable Mention All-ACC pick and ACC All-Freshman Team honoree last year. He was selected 18th overall in the NBA Draft by the San Antonio Spurs.

Brown started 19 games before missing the remainder of the season with a foot injury. He was picked 42nd overall in the NBA Draft by Detroit.

Newton played in 127 career games (seventh most in program history) and finished with 1,134 career points (28th in program history).

## QUINTET OF NEWBIES

Miami added five newcomers to the program, three of whom came through transfers.

Zach Johnson scored 1,344 points in three seasons at Florida Gulf Coast and was a First-Team All-Atlantic Sun Conference selection last season before coming to UM as a graduate transfer.

Anthony Mack sat out last season at Wyoming and has four years of eligibility remaining at UM.

Junior guard Kameron McGusty is sitting out this season after transferring from Oklahoma. He played in 63 games and averaged 9.4 ppg in two years with the Sooners.

Sophomore guards Willie Herenton and Dominic Proctor have joined the program as walk-ons.

## NOTING THE SCHEDULE

Miami's schedule features 13 games against teams that played in the 2018 NCAA Tournament.

The non-conference schedule features games against Stephen F. Austin and Penn, each of whom played in the NCAA Tournament last year.

UM travels to the West Coast for the Wooden Classic for three games during Thanksgiving week.

The Canes' challenging conference schedule features 11 games against teams that competed in the 2018 NCAA Tournament, including home-and-homes with Florida State, North Carolina and Virginia Tech.

## HUPELL BECOMES HERNANDEZ

The name is unfamiliar, but Dewan Hernandez remains a familiar face for the Canes. Formerly Dewan Huell, Hernandez legally changed his last name in the offseason.

The switch was made to honor his mother, Christina Hernandez, and was officially finalized in mid-October.

## HERNANDEZ LOOKS TO BUILD ON BREAKOUT SOPHOMORE SEASON

Dewan Hernandez is looking to take another step in his junior season. Last season, Hernandez more than doubled his numbers in scoring and rebounding from his freshman campaign.

Hernandez entered his name in the NBA Draft following the season but withdrew following

consultations with NBA officials.

He finished second on the team in scoring at 11.4 ppg (5.6 as frosh) last year and also averaged 6.6 rebounds per game (3.1 as frosh).

He ranked 14th in the conference in rebounding.

Hernandez scored in double figures in 19 games last year and recorded the first five double-doubles of his career.

## HIGH SCHOOL TEAMMATES REUNITE

With the transfers of Zach Johnson and Anthony Mack, Miami now has two pairs of high school teammates on its roster this season.

Johnson reunites with Dewan Hernandez, with whom he played two seasons and won two state championships at Norland High School.

Mack is back together with Deng Gak, with whom he played two seasons at Blair Academy in New Jersey.

## CANES LOOK TO TOP ACC EXPECTATIONS ONCE AGAIN

Miami was picked 10th in the Operation Basketball 2018-19 Preseason Poll, released Oct. 25 following a vote of the league's media.

In each of Jim Larrañaga's first seven seasons, Miami finished the year in a standing that exceeded its preseason ACC ranking.

UM was picked fourth in the preseason ACC coaches' poll last season (behind Duke, UNC, ND) but concluded the season in a third-place tie.

Miami's preseason ACC rankings, followed by their finishes, under Larrañaga:

<b>2018-19:</b> 10th	<b>2017-18:</b> 4th – t-3rd
<b>2016-17:</b> 9th – t-7th	<b>2015-16:</b> 5th – t-2nd
<b>2014-15:</b> 10th – t-6th	<b>2013-14:</b> 12th – 10th
<b>2012-13:</b> 5th – 1st	<b>2011-12:</b> 5th – t-4th

## PROGRAM EARNS PERFECT GSR

The Miami men's basketball program earned its first perfect GSR rating, coming in 19 percent above the NCAA average of 81 percent.

The GSR measures graduation rates at Division I institutions and includes students transferring into the institutions. The most recent Division I Graduation Success Rates are based on the four entering classes from 2008-09 to 2011-12.

## TEAM CAPTAINS

Miami has six team co-captains this season: Dewan Hernandez, Ebuka Izundu, Zach Johnson, Anthony Lawrence II, Chris Lykes and DJ Vasiljevic.

Hernandez, Lawrence and Vasiljevic are team captains for the second straight season.

## SELLING OUT THE WATSCO CENTER

Miami sold out its season ticket allotment for all home games at the Watsco Center for each of the last three seasons.

Fans bought over 5,500 season tickets for each of the last three years, more than doubling the total number of season tickets sold in Jim Larrañaga's first season in Coral Gables.

## Season Tickets Per Year (Under Larrañaga)

<b>2017-18:</b> 5,986	<b>2016-17:</b> 5,965	<b>2015-16:</b> 5,500
<b>2014-15:</b> 3,427	<b>2013-14:</b> 3,674	<b>2012-13:</b> 2,372
<b>2011-12:</b> 2,251		



## QUICK FACTS

Location	Coral Gables, Fla.
Enrollment	17,348
Founded	1925
Nickname	Hurricanes
Colors	Orange (PMS 1665), Green (3435) and White
President	Dr. Julio Frenk
Director of Athletics	Blake James
Conference	Atlantic Coast (joined 2004)
Arena/Capacity	Watsco Center/7,972
Press Row	305-284-2111

## COACHING STAFF

Head Coach	Jim Larrañaga (Providence, '71)
Record at Miami	163-79 (8th season)
Career Record	633-413 (35th season)
Assoc. Head Coach	Chris Caputo (Westfield [Mass.] St, '02)
Assistant Coach	Alvin "Pooh" Williamson (Tulsa, '95)
Assistant Coach	Adam Fisher (Penn State, '06, '09)
Dir of BB Ops	Lamont Franklin (UNC Wilmington, '97)
Associate Director of Ops	Jeff Dyer (Delaware, '14)
Strength & Conditioning Coach	Casey Cathrall (Ithaca, '12)
Assistant Athletic Trainer	Javier Jimenez (Temple, '06)

## PROGRAM HISTORY

First Year of Basketball	1926
All-Time Record	1,034-749 (.580)
Under Jim Larrañaga	163-79 (.672; 8 years)
All-Time ACC Record	118-118 (.500)
Under Jim Larrañaga	75-49 (.605)
ACC Regular-Season Championships	1 (2013)
ACC Tournament Championships	1 (2013)
NCAA Tournament Appearances	10
1960, '98, '99, 2000, '02, '08, '13, '16, '17, '18	
All-Time Record in NCAA Tournament	8-10
Last NCAA Postseason Finish	2018 First Round
NIT Appearances	12
1961, '63, '64, '95, '97, 2001, '05, '06, '09, '11, '12, '15	
All-Time Record in NIT	11-12
Last NIT Finish	2015 Runner-Up

## CANES IN PRO BASKETBALL/FOOTBALL

### Years at Miami in parentheses

#### NBA

Bruce Brown Jr. (2016-18).....Detroit Pistons

Lonnie Walker IV (2017-18).....San Antonio Spurs

#### NFL

Jimmy Graham (2005-09).....Green Bay Packers

Erik Swoope (2010-14).....Indianapolis Colts

#### G-League

Kamari Murphy (2015-17).....Long Island Nets

Davon Reed (2013-17).....Fort Wayne Mad Ants

Angel Rodriguez (2014-16).....Rio Grande Valley Vipers

Durand Scott (2009-13).....Long Island Nets

#### International

Rion Brown (2010-14).....Promitheas (Greece)

Ivan Cruz Uceda (2014-16).....Bilbao Basket (Spain)

Guillermo Diaz (2003-06).....San Lorenzo de Almagro

(Argentina)

Julian Gamble (2008-13).....Nanterre 92 (France)

Malcolm Grant (2009-12).....Zadar (Croatia)

Tonye Jekiri (2012-16).....Gaziantep Basketbol (Turkey)

Reggie Johnson (2009-13).....Rain or Shine Elasto Painters

(Philippine Basketball League)

DeQuan Jones (2008-12).....Hapoel Holon

(Israeli Premier League)

Kenny Kadji (2011-13).....Tofaş (Turkey)

Shane Larkin (2011-13).....Anadolu Efes (Turkey)

Trey McKinney Jones (2011-13).....Chiba Jets Funabashi

(Japanese B.League)

## PROCTOR JOINS ROSTER AS WALK-ON

Dominic Proctor joined the roster recently as a walk-on.

A 6-foot-6 guard, Proctor played at Bishop Gorman High School in Las Vegas, where he won a pair of state championships.

He was the the 14th-ranked player in Nevada in 2017 according to 24/7 Sports and the 103rd-ranked shooting guard in the nation per 24/7.

## COACHING COORDINATORS

Miami's assistant coaching staff is set up in a coordinator system. Adam Fisher serves as the team's offensive coordinator, while Chris Caputo handles the defense. Pooh Williamson manages the scout for every opponent.

## ANOTHER 20-WIN CAMPAIGN UNDER LARRAÑAGA

Miami recorded 22 wins last season, its sixth 20-win campaign in seven years under Jim Larrañaga, and tied for the 10th most wins in a season in school history.

He is the first coach in program history to post six 20-win seasons. Bruce Hale (1954-67) recorded five 20-win campaigns from 1954-67.

## SOLID SEASON IN THE ACC

Miami finished with 11 ACC wins last season, its third-most conference wins since joining the league in 2004-05.

UM earned the No. 3 seed in the ACC Tournament after finishing in a four-way tie with Clemson, North Carolina and NC State in the regular-season standings.

Miami scored 10 or more league victories in five of Larrañaga's first seven years, including four straight seasons. The Canes join Virginia, Duke and UNC as the lone teams to win 10 or more ACC games each of the last four years.

Prior to Larrañaga's arrival, Miami never had won 10 ACC games in a season.

## DRAFT SUCCESS

For just the third time in program history, Miami had two student-athletes selected in the NBA Draft last season. The others were 1968 and 1970.

Lonnie Walker IV was chosen 18th overall by the San Antonio Spurs.

Bruce Brown Jr. was picked in the second round by Detroit with the 42nd overall pick.

Brown made his NBA debut on Opening Night with a start against Brooklyn. Walker has yet to play because of injury.

## 10 COMMITMENTS OF MIAMI BASKETBALL

- We will set our defense every time.
- We will pressure the man with the ball.
- We will pack the lane to prevent penetration.
- We will contest all shots, hands high. Without fouling.
- We will block out, rebound and run.
- We will run for layups and open threes.
- We will share the ball.
- We will penetrate the defense.
- We will create good shots both inside and outside.
- We will attack the offensive boards.

## CANES SIGN TWO TO 2019-20 NLI

Miami announced Nov. 14 the signing of Anthony Walker and Isaiah Wong to National Letters of Intent for the 2019-20 school year.

Walker and Wong each are four-star recruits who are rated among the top 100 players nationally in the latest Rivals recruiting rankings. Walker is a 6-foot-9, 210-pound power forward from Nottingham, Md., and Wong is a 6-foot-3, 170-pound guard from Trenton, N.J.

### Isaiah Wong (6-3, 170, Guard, Trenton, N.J.)

- Athletic combo guard is consensus 4-star recruit
- Ranked No. 71 nationally, No. 10 guard by Rivals
- Also ranked No. 78 nationally, No. 16 guard and No. 3 recruit in New Jersey on ESPN100 list
- 22.2 ppg, 6.9 rpg, 3.3 apg last year for Monsignor Bonner/Archbishop Prendergast Catholic HS
- Played for AAU team WE-R1 last year; averaged 19.3 ppg and shot 45 percent from 3-point range
- Picked Miami over Villanova, UConn, Clemson and Pittsburgh

### Anthony Walker (6-9, 210, F, Nottingham, Md.)

- Rated as 4-star recruit by Rivals; listed No. 76 nationally by Rivals and No. 17 power forward
- Helped Perry Hall (Baltimore, Md.) to back-to-back state championships, including its first-ever state championship in 2016-17
- Averaged 18.0 ppg and 7.0 rpg for Perry Hall
- Transferred to Brewster Academy for senior year
- Plays for Baltimore's Team BBC AAU program
- Picked Miami over Pitt, Illinois and Boston College

## 2017-18 SEASON HIGHLIGHTS

- 22 wins (tied for 10th in UM history)
- 11 ACC victories (third most in program history)
- Tied for third place in the ACC – Miami's third top-3 ACC finish in Jim Larrañaga's seven seasons at UM
- Third straight NCAA Tournament appearance (matching program record)
- Eight road wins (one of six Power 5 programs with 8+ road wins last season)
- 5-4 ACC road record; UM joined UVA, Duke and Virginia Tech as lone ACC teams with winning road records
- Four straight wins, each by three points or fewer, to end regular season, tying an ACC record win streak in games decided by three points or fewer
- Ja'Quan Newton hit a running 40-footer to beat the buzzer in a 91-88 win at then-No. 9 North Carolina on Feb. 27
- Newton reached the 1,000-point mark in his career on Jan. 3 at Georgia Tech
- An All-ACC Honorable Mention pick, Lonnie Walker IV was first Miami freshman to be named to an all-league team (BIG EAST or ACC)
- Bruce Brown Jr. recorded a triple-double in the season opener, becoming just the sixth player in ACC history to record two triple-doubles
- Ranked in either the AP or USA Today Coaches poll for 15 of 19 weeks during the season; ranked No. 22 in final AP poll (March 12)
- 10 straight wins to start the season (third best start to a season in program history)
- Preseason No. 13 ranking (best in school history) and ranked as high as No. 6 nationally

## IN THE POLLS

### ASSOCIATED PRESS (Nov. 12)

Rk	Team	Record	Points
1	Duke (48)	2-0	1,606
2	Kansas (14)	1-0	1,571
3	Gonzaga	2-0	1,478
4	Virginia (2)	2-0	1,326
5	Tennessee (1)	2-0	1,306
6	Nevada	2-0	1,277
7	North Carolina	2-0	1,260
8	Villanova	2-0	1,139
9	Auburn	2-0	1,132
10	Kentucky	1-1	1,054
11	Michigan State	1-1	919
12	Kansas State	1-0	892
13	Oregon	2-0	739
14	Florida State	2-0	731
15	Syracuse	2-0	673
16	Virginia Tech	1-0	664
17	Mississippi State	2-0	549
18	Michigan	2-0	486
19	Clemson	2-0	350
20	UCLA	2-0	340
21	TCU	2-0	323
22	LSU	2-0	248
23	Purdue	2-0	218
24	Marquette	2-0	155
25	Buffalo	2-0	154

**Others receiving votes:** West Virginia 145, Indiana 131, Nebraska 41, Wisconsin 32, Washington 29, Maryland 28, Notre Dame 24, Miami 16, Ohio State 14, Alabama 11, Florida 9, Iowa State 9, Louisville 8, Texas 6, Texas Tech 5, Butler 4, Vanderbilt 4, Arizona State 4, Loyola-Chicago 3, Xavier 2, St. John's 2, Arizona 2, Marshall 2, Southern Illinois 1, Pennsylvania 1, Furman 1, Davidson 1

### USA TODAY COACHES (Preseason)

Rk	Team	Record	Points
1	Kansas (14)	0-0	771
2	Kentucky (12)	0-0	761
3	Duke (4)	0-0	743
4	Gonzaga (1)	0-0	699
5	Virginia (1)	0-0	656
6	Tennessee	0-0	613
7	North Carolina	0-0	610
8	Villanova	0-0	543
9	Nevada	0-0	521
10	Michigan St	0-0	486
11	Kansas St	0-0	469
12	Auburn	0-0	432
13	West Virginia	0-0	343
14	Syracuse	0-0	297
15	Florida St	0-0	287
16	Oregon	0-0	280
17	Virginia Tech	0-0	272
18	Michigan	0-0	265
19	Mississippi St	0-0	213
20	UCLA	0-0	202
21	TCU	0-0	153
22	Purdue	0-0	107
23	Clemson	0-0	106
24	Washington	0-0	75
25	Nebraska	0-0	67

**Others receiving votes:** LSU 65, Loyola (Chi) 61, Florida 52, Indiana 34, Marquette 34, NC State 30, Cincinnati 30, Alabama 28, Maryland 26, Louisville 10, Providence 10, Buffalo 7, USC 6, Arizona 5, Butler 5, UCF 5, Wisconsin 4, Notre Dame 4, Texas 4, Missouri 3, Baylor 2, Miami 2, St. John's 1, Vanderbilt 1

2018-19 Miami opponents listed in *italics*

## MIAMI IN THE POLLS

Date	AP	USA Today	RPI	KenPom
Pre	RV (10)	RV (2)	-	21
Nov. 12	RV (16)	n/a	-	20

## LARRAÑAGA 11TH IN WINS AMONG ACTIVE D-I NCAA COACHES

Entering the season, Jim Larrañaga ranked 11th in career wins among active Division I coaches with 631. Of those 11, four are in the Naismith Memorial Basketball Hall of Fame, including three from the Atlantic Coast Conference.

Now in his 35th season as a head coach, Larrañaga ranks 44th in all-time NCAA victories among Division I head coaches.

In his career, Larrañaga won 27 games at American International, 170 at Bowling Green and 273 at George Mason, and he now has 162 at Miami. He is one of 15 coaches all-time with 100 or more wins at three D-I schools, four of whom are actively coaching.

## WINNINGEST ACTIVE COACHES\*

(*minimum five years as Division I head coach*)

Rank	Coach	Wins
1.	Mike Krzyzewski, Duke	1,100
2.	Jim Boeheim, Syracuse	926
3.	Bob Huggins, West Virginia	845
4.	Roy Williams, North Carolina	842
5.	Rick Byrd, Belmont	778
6.	Cliff Ellis, Coastal Carolina	749
7.	John Beilein, Michigan	724
8.	John Calipari, Kentucky	678
9.	Rick Barnes, Tennessee	661
10.	Bill Self, Kansas	654
11.	<b>Jim Larrañaga, Miami</b>	<b>631</b>

\*as of start of 2018-19 season

## LARRAÑAGA AND CAPUTO IN 17TH YEAR TOGETHER

Head coach Jim Larrañaga and associate head coach Chris Caputo are beginning their 17th season together, dating back to their time at George Mason.

Caputo started on Larranaga's staff as the video coordinator for the 2002-03 season, and along the way, the native of Elmhurst, N.Y., was an assistant coach and is now the associate head coach for the Hurricanes. Caputo helped the 2006 GMU team to the NCAA Final Four and has made five total NCAA Tournament appearances with Larrañaga.

Both Caputo and Larrañaga attended Archbishop Molloy (N.Y.) High School and played for legendary head coach Jack Curran.

## MIAMI'S RECORD WHEN ...

Record	2018-19		Larranaga	
	All	ACC	At UM	ACC
All games	2-0	0-0	163-79	75-49
Home	2-0	0-0	89-25	44-18
Away	0-0	0-0	48-36	31-31
Neutral	0-0	-	26-18	-
November	2-0	-	37-9	-
December	0-0	-	33-10	2-1
January	0-0	0-0	30-22	28-22
February	0-0	0-0	38-21	38-21
March	0-0	0-0	25-16	8-5
April	-	-	-	0-1
vs. Top-10 opponents	0-0	0-0	8-15	7-12
vs. Top-25 (includes Top-10)	0-0	0-0	19-35	13-25
vs. RV opponents (either poll)	0-0	0-0	14-6	7-2
vs. Teams over .500 on game day	2-0	0-0	105-71	56-43
vs. Teams under .500 on game day	0-0	0-0	36-7	15-6
vs. Teams at .500 on game day	0-0	0-0	18-1	4-0
While UM in Top 25	0-0	0-0	58-25	29-17
While UM is RV (only)	2-0	0-0	47-15	20-9
Leading at halftime	2-0	0-0	123-17	53-14
Trailing at halftime	0-0	0-0	31-56	18-31
Tied at halftime	0-0	0-0	9-6	3-4
In overtime games	0-0	0-0	8-8	5-4
Single overtime	0-0	0-0	5-6	3-2
Double overtime	0-0	0-0	3-1	2-1
Leading w/2:00 left in regulation	2-0	0-0	149-10	67-5
Trailing w/2:00 left in regulation	0-0	0-0	11-66	6-43
Tied w/2:00 left in regulation	0-0	0-0	3-1	1-1
UM shoots 50% or better from field	1-0	0-0	67-7	24-3
UM shoots 40-49% from field	0-0	0-0	77-25	42-21
UM shoots under 40% from field	1-0	0-0	20-47	9-25
Opp. shoots 50% or better from field	0-0	0-0	14-27	9-17
Opp. shoots 40-49% from field	0-0	0-0	69-34	37-20
Opp. shoots under 40% from field	2-0	0-0	82-17	30-11
UM shoots 70% or better from line	1-0	0-0	99-39	46-24
UM shoots less than 70% from line	1-0	0-0	64-39	38-23
UM makes more 3-point FGs	2-0	0-0	89-32	41-26
UM makes fewer 3-point FGs	0-0	0-0	47-33	24-19
3-point FGs are even	0-0	0-0	18-7	10-4
4+ Canes in double figures	2-0	0-0	83-17	35-12
3 Canes in double figures	0-0	0-0	60-28	32-13
2 or fewer Canes in double figures	0-0	0-0	20-34	8-24
Outrebounding opponent	2-0	0-0	107-27	42-18
Opp. outrebounds UM	0-0	0-0	49-51	30-30
Tied in rebounds	0-0	0-0	6-1	3-1
UM records 10 or more steals	1-0	0-0	22-6	7-3
UM records 15 or more assists	2-0	0-0	55-5	24-4
UM commits fewer than 15 turnovers	2-0	0-0	139-62	64-41
UM commits 15 or more turnovers	0-0	0-0	22-10	9-8
UM commits fewer turnovers than opp.	2-0	0-0	90-29	42-17
UM commits more turnovers than opp.	0-0	0-0	55-34	24-22
Tied in turnovers	0-0	0-0	15-15	9-10
UM scores 59 points or fewer	0-0	0-0	13-38	7-24
UM scores 60-69 points	0-0	0-0	42-26	23-12
UM scores 70-79 points	0-0	0-0	62-13	28-11
UM scores 80-89 points	1-0	0-0	32-1	12-1
UM scores 90-99 points	1-0	0-0	13-1	4-1
UM scores 100 or more points	0-0	0-0	1-0	0-0
Playing during morning	0-0	0-0	1-1	-
Playing during afternoon	0-0	0-0	52-29	31-21
Playing in evening (5 p.m. or later)	2-0	0-0	108-48	44-28
Games decided by 3 points or fewer	0-0	0-0	22-15	14-10
Games decided by 4-10 points	0-0	0-0	50-33	28-25
Games decided by 11-19 points	0-0	0-0	53-22	22-9
Games decided by 20+ points	2-0	0-0	38-8	11-4

## THE LAST TIME ...

### Player Scored 30 Points

Miami Bruce Brown (30) vs. North Carolina, 1/28/17  
Opponent Joel Berry (31) at North Carolina, 2/27/18

### Player Scored 35 Points

Miami Jack McClinton (35) vs. North Carolina, 3/15/09  
Opponent Xavier Rathan-Mayes (35) vs. Florida State, 2/25/15

### Player Scored 40 Points

Miami Darius Rice (43) vs. Connecticut, 1/20/03  
Opponent Sean Singletary (41), Virginia, 3/1/08

### Two Players Scored 20 Points

Miami Ebuka Izundu (22), Chris Lykes (20), vs. Stephen F. Austin, 11/13/18  
Opponent Jerome Robinson (29), Ky Bowman (24), at Boston College, 2/10/18

### Three Players Scored 20 Points

Miami Dwayne Collins (23), Brian Asbury (21), Jack McClinton (20) vs. Virginia Tech, 1/25/09  
Opponent Travis Mays (40), Alvin Heggs (22), Lance Blanks (21), Texas, 2/22/89

### Five (not 5+) Players Scored in Double Figures

Miami Ebuka Izundu (22), Chris Lykes (20), Anthony Lawrence (18), DJ Vasiljevic (17), Zach Johnson (15) vs. Stephen F. Austin, 11/13/18  
Sam Waardenburg (12), Dewan Huell (10) vs. Wake Forest, 2/7/18  
Opponent Justin Robinson (15), Chris Clarke (13), Ahmed Hill (12), Seth Allen (10), Zach LeDay (10) vs. Virginia Tech, 2/9/17

### Six (not 6+) Players Scored in Double Figures

Miami Chris Lykes (18), Ja'Quan Newton (15), Dewan Huell (14), Lonnie Walker (13), Ebuka Izundu (12), DJ Vasiljevic (10) at North Carolina, 2/27/18  
Opponent Phil Cofer (21), Braian Angola (18), CJ Walker (17), Terance Mann (14), MJ Walker (13), Christ Koumadje (13) at Florida State, 1/27/18

### Seven+ Players Scored in Double Figures

Miami Sheldon McClellan (18), Ja'Quan Newton (15), James Palmer (14), Ebuka Izundu (11), Angel Rodriguez (11), Ivan Cruz Uceda (10), Anthony Lawrence Jr. (10) vs. Mississippi State 11/19/15

### Player Grabbed 15 Rebounds

Miami Ebuka Izundu (19), vs. Stephen F. Austin, 11/13/18  
Opponent Brice Johnson (15) vs. North Carolina, 2/20/16

### Player Grabbed 20 Rebounds

Miami Reggie Johnson (20), vs. Florida Atlantic, 3/16/11  
Opponent

### Two Players Grabbed 10 Rebounds

Miami Dewan Huell (12) and Bruce Brown (11), vs. Louisville, 1/24/18  
Opponent Luke Maye (13) and Theo Pinson (11), vs. North Carolina, 3/9/18

### Three Players Grabbed 10 Rebounds

Miami Mark Richardson (11), Eric Brown (10), Joe Wylie (10) vs. FIU, 3/6/89  
Opponent Matt Harpring (12), Dion Glover (10), Michael Maddox (10), Ga. Tech, 12/27/97

### Player Had 10 Assists

Miami Bruce Brown (10), vs. Gardner-Webb, 11/10/17  
Opponent John Gillon (11), at Syracuse, 1/4/17

### Player Had 10 Blocks

Miami Anthony King (10) vs. Florida Atlantic, 11/29/04  
Opponent Jarvis Varnado (10), Mississippi State, 12/13/07

### Player Had a Double-Double

Miami Ebuka Izundu (22 pts, 19 reb), vs. Stephen F. Austin, 11/13/18  
Opponent Theo Pinson (25 pts, 11 reb) vs. North Carolina, 3/8/18

### Player Had a Triple-Double

Miami Bruce Brown (10 pts, 11 reb, 11 ast), vs. Gardner-Webb, 11/10/17  
Opponent Brendan Haywood (18 pts, 14 reb, 10 blks), North Carolina, 12/4/00

### Two Players Had Double-Doubles

Miami Kamari Murphy (11 pts, 13 reb) & Davon Reed (10 pts, 12 reb) vs. Buffalo, 3/17/16  
Opponent Theo Pinson (25 pts, 11 ast) & Luke Maye (14 pts, 10 reb), at UNC, 2/27/18

### Team Scored 100 Points

Miami 105 vs. Mississippi State, 11/19/15  
Opponent 103 at Florida State, 1/27/18

### Team Scored 90-99 Points

Miami 96 vs. Stephen F. Austin, 11/13/18  
Opponent 96 at Wake Forest, 1/18/17

### Team Scored 50 Points in a Half

Miami 53 (1st half) vs. Stephen F. Austin, 11/13/18  
Opponent 50 (2nd half) vs. North Carolina, 3/9/18

### Team Shot 50 Percent in Both Halves

Miami .561 (23-41) / .500 (14-28), vs. Stephen F. Austin, 11/13/18  
Opponent .552 (16-29) / .536 (15-28), at North Carolina, 2/27/18

### Team Shot 60 Percent in a Half

Miami .600 (21-35), second half, at NC State, 1/21/18  
Opponent .655 (19-29), first half, vs. Boston College, 2/24/18

### Team Shot 70 Percent in a Half

Miami .720 (18-25), second half, vs. Middle Tennessee, 12/25/17

### Team Shot 60 Percent in a Game

Miami .600 (30-50) vs. Middle Tennessee, 12/25/17  
Opponent .600 (33-55) at Florida State, 1/27/18

### Team Shot Less Than 30 Percent in a Game

Miami .293 (12-41) vs. Eastern Kentucky, 12/19/14  
Opponent .290 (18-62) vs. South Carolina State, 12/6/16

### Team Won by 50+ Points

Miami 50 vs. Nova Southeastern, 11/16/09  
Opponent 53 vs. Notre Dame, 2/22/86

### Team won by 40-49 Points

Miami 49 vs. Western Carolina, 11/11/16  
Opponent 41 at North Carolina, 1/31/07

### Team Won by 30-39 Points

Miami 38 vs. Stephen F. Austin, 11/13/18  
Opponent 32 at Charlotte, 11/28/00

### Overtime

Miami won in overtime 78-75 (OT) vs. Louisville, 1/24/18  
Miami lost in overtime 103-94 (OT) at Florida State, 1/27/18

### Rankings

Miami defeated a ranked opponent 91-88 at No. 9 North Carolina, 2/27/18  
Miami lost to a ranked opponent 82-65 vs. No. 12 North Carolina, 3/9/18  
Miami defeated a top 5 opponent 64-61 vs. No. 3 Virginia, 2/22/16  
Miami lost to a top 5 opponent 59-50 vs. No. 1 Virginia, 2/13/18

## THE LAST TIME A MIAMI FRESHMAN ...

**Scored 30 Points:** Bruce Brown (30), vs. North Carolina, 1/28/17

**Scored 20+ Points:** Lonnie Walker IV (23), at Florida State, 1/27/18

**Perfect from Field (5+ att):** Reggie Johnson (RS), 8-of-8, vs. Wake Forest, 3/11/10

**Perfect from 3-Pt (3+ att):** Anthony Lawrence, 4-of-4, vs. Notre Dame, 2/3/16

**10+ Rebounds:** Bruce Brown, 12, vs. George Washington, 12/22/16

**10+ Assists:** Bruce Brown, 10, vs. South Carolina State, 12/6/16

**5-9 Assists:** Chris Lykes, 5, vs. Pitt, 1/31/18

**5+ Steals:** Shane Larkin, 6, vs. North Carolina, 1/10/12

**4+ Blocks:** Raphael Akpejori, 4, McNeese State, 11/24/10

**Double-Double:** Bruce Brown (14 pts, 12 reb), vs. George Washington, 12/22/16

**Triple-Double:** Bruce Brown (11 pts, 11 reb, 10 ast), vs. South Carolina State, 12/6/16





# JIM LARRAÑAGA

**8TH SEASON AT MIAMI (163-79)**  
**35TH SEASON AS HEAD COACH (633-413)**

## PERSONAL

**Hometown** Bronx, N.Y.  
**Born** Oct. 2, 1949  
**Family** Wife: Liz, Sons: Jay and Jon  
Grandchildren: Tia, James, Jon Temple, Henry  
**Education** Providence College, 1971, B.A. Economics  
Archbishop Molloy High School, 1967

## PLAYING CAREER

Geronemo Basketball Club (Belgium), 1976-77  
Providence College, 1967-71  
Archbishop Molloy, 1963-67

## COACHING EXPERIENCE

### Head Coach

2011-present Miami  
1997-2011 George Mason  
1986-97 Bowling Green  
1977-79 American International

### Assistant Coach

1979-86 Virginia  
1971-76 Davidson

### Player/Coach

1977 Geronemo Basketball Club (Belgium)

## IN THE HISTORY BOOKS

- 11th winningest active Division I head coach (633 wins)
- 44th in wins among Division I head coaches
- 10th in career ACC road game win percentage (.500, 31-31)
- 12th in career ACC home game win percentage (.710, 44-18)
- 17th in career wins in ACC games (84)
- 21st in career wins while in ACC (163)

## COACHING HONORS

AP, Naismith, Iba, Rupp Coach of the Year, 2013  
NABC All-District II, 2013  
USBWA District IV Coach of the Year, 2013, 2016  
Clair Bee National Coach of the Year, 2006  
ACC Coach of the Year, 2013, 2016  
CAA Coach of the Year, 1999, 2011  
MAC Coach of the Year, 1997

## TEAM HONORS

18 Postseason appearances  
Nine NCAA tournament appearances  
1999, 2001, 2006, 2008, 2011, 2013, 2016, 2017, 2018  
Three Sweet 16 appearances ('06, '13, '16), One Final Four ('06)  
Eight postseason NIT appearances  
1990, 1991, 1997, 2002, 2004, 2009, 2012, 2015  
12 20-win seasons

## NOTABLE NBA PLAYERS COACHED

Lance Blanks (UVA) Frank Booker (BGSU) Bruce Brown Jr. (UM)  
Rick Carlisle (UVA) Antonio Daniels (BGSU) Jeff Jones (UVA)  
Andrew Kennedy (UVA) Jeff Lamp (UVA) Shane Larkin (UM)  
Lewis Latimore (UVA) Sheldon Mac (UM) Jason Miskiri (GMU)  
Olden Polynice (UVA) Lee Raker (UVA) Davon Reed (UM)  
Ralph Sampson (UVA) Tom Sheehy (UVA) Clinton Venable (BGSU)  
Lonnie Walker IV (UM) Othell Wilson (UVA)

## STUDENT-ATHLETE HONORS

### At Miami

- One All-American
- One USBWA All-District IV selection
- One Basketball Times All-District
- One ACC Player of the Year
- One ACC Defensive Player of the Year
- One ACC Tournament MVP
- 14 All-ACC postseason selections
- Five ACC-All-Defensive Team selections
- One ACC All-Rookie Team selection
- Four ACC Academic Honor Roll picks
- Seven ACC Players of the Week
- One ACC Rookie of the Week
- Six ACC All-Tournament team selections
- Two NIT All-Tournament Team picks
- Two NABC Honors Court selections

### Prior to Miami

- Two All-Americans
- 28 All-CAA selections
- Nine CAA All-Defensive Team picks
- Eight CAA All-Rookie Team picks
- Three Dean Ehlers Award winners (given to CAA player who best meets criteria of academic achievement, leadership and community service)
- 12 All-MAC selections
- Two MAC Freshman of Year selections
- Four MAC All-Freshman Team picks

## YEAR-BY-YEAR RESULTS

Year	School	Overall		Conference	
		W-L	W-L	Finish	Postseason
1977-78	American Int'l	14-13	-	-	-
1978-79	American Int'l	13-13	-	-	-
1986-87	Bowling Green	15-14	10-6	3	-
1987-88	Bowling Green	12-16	7-9	t-5	-
1988-89	Bowling Green	13-15	6-10	t-6	-
1989-90	Bowling Green	18-11	9-7	t-3	NIT First Round (0-1)
1990-91	Bowling Green	17-13	9-7	t-4	NIT First Round (0-1)
1991-92	Bowling Green	14-15	8-8	5	-
1992-93	Bowling Green	11-16	8-10	t-6	-
1993-94	Bowling Green	18-10	12-6	t-2	-
1994-95	Bowling Green	16-11	10-8	t-5	-
1995-96	Bowling Green	14-13	9-9	t-6	-
1996-97	Bowling Green	22-10	13-5	t-1	NIT First Round (0-1)
1997-98	George Mason	9-18	6-10	6	-
1998-99	George Mason	19-11	13-3	1	NCAA First Round (0-1)
1999-00	George Mason	19-11	12-4	t-1	-
2000-01	George Mason	18-12	11-5	3	NCAA First Round (0-1)
2001-02	George Mason	19-10	13-5	2	NIT First Round (0-1)
2002-03	George Mason	16-12	11-7	4	-
2003-04	George Mason	23-10	12-6	3	NIT Third Round (2-1)
2004-05	George Mason	16-13	10-8	6	-
2005-06	George Mason	27-8	15-3	t-1	NCAA Final Four (4-1)
2006-07	George Mason	18-15	9-9	5	-
2007-08	George Mason	23-11	12-6	2	NCAA First Round (0-1)
2008-09	George Mason	22-11	13-5	2	NIT First Round (0-1)
2009-10	George Mason	17-15	12-6	4	CIT First Round (0-1)
2010-11	George Mason	27-7	16-2	1	NCAA Second Round (1-1)
2011-12	Miami	20-13	9-7	t-4	NIT Second Round (1-1)
2012-13	Miami	29-7	15-3	1	NCAA Sweet 16 (2-1)
2013-14	Miami	17-16	7-11	10	-
2014-15	Miami	25-13	10-8	6	NIT Finals (4-1)
2015-16	Miami	27-8	13-5	t-2	NCAA Sweet 16 (2-1)
2016-17	Miami	21-12	10-8	t-7	NCAA First Round (0-1)
2017-18	Miami	22-10	11-7	t-3	NCAA First Round (0-1)
2018-19	Miami	2-0	0-0	-	-
	<b>Overall</b>	<b>633-413</b>	<b>341-213</b>		<b>9 NCAA, 8 NIT, 1 CIT</b>

2 years	American Int'l	27-26 (.509)
11 years	Bowling Green	170-144 (.541)
14 years	George Mason	273-164 (.625)
8 years	Miami	163-79 (.672)
<b>35 years</b>		<b>633-413 (.604)</b>

**2018-19 Miami Men's Basketball**  
**Miami Combined Team Statistics (as of Nov 15, 2018)**  
**All games**

<b>RECORD:</b>	<b>OVERALL</b>	<b>HOME</b>	<b>AWAY</b>	<b>NEUTRAL</b>
ALL GAMES	2-0	2-0	0-0	0-0
CONFERENCE	0-0	0-0	0-0	0-0
NON-CONFERENCE	2-0	2-0	0-0	0-0

#	Player	gp-gs	min	avg	Total		3-Point		F-Throw		Rebounds			pf	dq	a	to	blk	stl	pts	avg		
					fg-fga	fg%	3fg-fga	3fg%	ft-fta	ft%	off	def	tot										
00	Chris Lykes	2-2	67	33.5	12-29	.414	6-13	.462	12-16	.750	1	6	7	3.5	4	0	10	3	0	5	42	21.0	
03	Anthony Lawrence	2-2	66	33.0	13-21	.619	6-11	.545	5-6	.833	1	14	15	7.5	2	0	5	1	4	5	37	18.5	
01	DJ Vasiljevic	2-2	56	28.0	9-19	.474	8-14	.571	7-7	1.000	1	6	7	3.5	6	0	2	3	0	0	33	16.5	
15	Ebuka Izundu	2-2	60	30.0	14-18	.778	0-0	.000	4-7	.571	15	13	28	14.0	4	0	4	2	7	3	32	16.0	
05	Zach Johnson	2-0	50	25.0	7-17	.412	4-8	.500	2-5	.400	1	2	3	1.5	2	0	7	7	0	2	20	10.0	
21	Sam Waardenburg	2-2	61	30.5	4-13	.308	1-4	.250	4-5	.800	3	6	9	4.5	4	0	7	3	0	2	13	6.5	
22	Deng Gak	2-0	31	15.5	1-9	.111	0-1	.000	0-4	.000	4	6	10	5.0	5	0	2	0	4	1	2	1.0	
02	Willie Herenton	2-0	2	1.0	0-0	.000	0-0	.000	0-0	.000	0	0	0	0.0	0	0	0	0	0	0	0	0.0	
13	Anthony Mack	1-0	8	8.0	0-4	.000	0-4	.000	0-0	.000	0	0	0	0.0	1	0	0	0	0	0	0	0.0	
Team											4	3	7										
Total.....		2	401		60-130	.462	25-55	.455	34-50	.680	30	56	86	43.0	28	0	37	19	15	18	179	89.5	
Opponents.....		2	398		45-122	.369	12-34	.353	18-28	.643	27	51	78	39.0	39	2	14	36	8	10	120	60.0	

<b>TEAM STATISTICS</b>	<b>UM</b>	<b>OPP</b>	<b>Date</b>	<b>Opponent</b>	<b>Score</b>	<b>Att.</b>
SCORING	179	120	11/09/18	LEHIGH	w 83-62	6799
Points per game	89.5	60.0	11/13/18	STEPHEN F. AUSTIN	w 96-58	6066
Scoring margin	+29.5	-	* - ACC game			
FIELD GOALS-ATT	60-130	45-122				
Field goal pct	.462	.369				
3 POINT FG-ATT	25-55	12-34				
3-point FG pct	.455	.353				
3-pt FG made per game	12.5	6.0				
FREE THROWS-ATT	34-50	18-28				
Free throw pct	.680	.643				
F-Throws made per game	17.0	9.0				
REBOUNDS	86	78				
Rebounds per game	43.0	39.0				
Rebounding margin	+4.0	-				
ASSISTS	37	14				
Assists per game	18.5	7.0				
TURNOVERS	19	36				
Turnovers per game	9.5	18.0				
Turnover margin	+8.5	-				
Assist/turnover ratio	1.9	0.4				
STEALS	18	10				
Steals per game	9.0	5.0				
BLOCKS	15	8				
Blocks per game	7.5	4.0				
ATTENDANCE	12865	0				
Home games-Avg/Game	2-6432	0-0				
Neutral site-Avg/Game	-	0-0				

<b>Score by Periods</b>	<b>1st</b>	<b>2nd</b>	<b>Totals</b>
Miami	91	88	179
Opponents	58	62	120



**2018-19 Miami Men's Basketball**  
**Miami Game-by-Game Highs (as of Nov 15, 2018)**  
**All games**

Opponent	Date	Score	Points	Rebounds	Assists	Steals	Blocked shots
LEHIGH	11/09/18	83-62	22-Chris Lykes	12-Anthony Lawrence	4-Chris Lykes	3-Anthony Lawrence	3-Deng Gak Ebuka Izundu Anthony Lawrence
STEPHEN F. AUSTIN	11/13/18	96-58	22-Ebuka Izundu	19-Ebuka Izundu	6-Chris Lykes	3-Ebuka Izundu Chris Lykes	4-Ebuka Izundu

**Miami Team Game-by-Game Comparison (as of Nov 15, 2018)**  
**All games**

Opponent	1st	2nd	Score	Mar	Total FG	FG Pct	3-Pointers	3FG Pct	Free Throws	FT Pct	Rebounds	Assist	T/Over	Block	Steal	Fouls
LEHIGH	38/26	45/36	83-62	+21	23-61/21-61	.377/.344	14-32/8-21	.438/.381	23-32/12-21	.719/.571	45/44 +1	15/6	11/18	9/4	8/5	17/24
STEPHEN F. AUSTIN	53/32	43/26	96-58	+38	37-69/24-61	.536/.393	11-23/4-13	.478/.308	11-18/6-7	.611/.857	41/34 +7	22/8	8/18	6/4	10/5	11/15

Note: Game totals are displayed in the format TEAM/OPPONENT for each category





# 22 DENG GAK

R-Fr. • 6-10 • 211 • Forward  
 Sydney, Australia  
 Blair Academy (N.J.)

### 2018-19 HIGHLIGHTS

- Scored first college points in win over Stephen F. Austin (11/13)
- Recorded six rebounds and three blocks in 14 minutes of action in his Miami debut against Lehigh (11/9)

### 2018-19 GAME-BY-GAME

	GS	Min	FG	Pct	3FG	Pct	FT	Pct	O-D-T	Avg	PF	FO	A	TO	Blk	Stl	Pts	Avg
Lehigh	14	0-3	.000	0-1	.000	0-2	.000	1-5-6	6.0	3	0	1	0	3	0	0	0.0	
STEPHEN F. AUSTIN	17	1-6	.167	0-0	.000	0-2	.000	3-1-4	5.0	2	0	1	0	1	1	2	1.0	

### CAREER HIGHS

- Points**  
 Career: 2 Stephen F. Austin, 11/13/18  
 ACC: -
- Rebounds**  
 Career: 6 Lehigh, 11/9/18  
 ACC: -
- Assists**  
 Career: 1 2x, last vs. SFA, 11/13/18  
 ACC: -
- Steals**  
 Career: 1 Stephen F. Austin, 11/13/18  
 ACC: -
- Blocked Shots**  
 Career: 3 Lehigh, 11/9/18  
 ACC: -
- Field Goals**  
 Career: 1 Stephen F. Austin, 11/13/18  
 ACC: -
- Field-Goal Attempts**  
 Career: 6 Stephen F. Austin, 11/13/18  
 ACC: -
- Free Throws**  
 Career: -  
 ACC: -
- Free-Throw Attempts**  
 Career: 2 2x, last vs. SFA, 11/13/18  
 ACC: -
- 3-Point Field Goals**  
 Career: -  
 ACC: -
- 3-Point Field-Goal Attempts**  
 Career: 1 Lehigh, 11/9/18  
 ACC: -
- Minutes**  
 Career: 17 Stephen F. Austin, 11/13/18  
 ACC: -

GAK'S CAREER STATISTICS													3-Point				Free Throws			----- Rebounds -----				Scoring	
Season	GP	GS	Min.	Avg.	FG	FGA	Pct.	FG	FGA	Pct.	FT	FTA	Pct.	Off.	Def.	Tot.	Avg.	PF	FO	Ast.	TO	Blk	Stl	Pts.	Avg.
2018-19	2	0	31	15.5	1	9	.111	0	1	.000	0	4	.000	4	6	10	5.0	5	0	2	0	4	1	2	1.0
<b>TOTAL</b>	<b>2</b>	<b>0</b>	<b>31</b>	<b>15.5</b>	<b>1</b>	<b>9</b>	<b>.111</b>	<b>0</b>	<b>1</b>	<b>.000</b>	<b>0</b>	<b>4</b>	<b>.000</b>	<b>4</b>	<b>6</b>	<b>10</b>	<b>5.0</b>	<b>5</b>	<b>0</b>	<b>2</b>	<b>0</b>	<b>4</b>	<b>1</b>	<b>2</b>	<b>1.0</b>





# 20 DEWAN HERNANDEZ

**Jr. • 6-11 • 235 • Forward**  
**Miami, Florida**  
**Miami Norland HS**

## 2018-19 HIGHLIGHTS

- Withheld from competition to start season as the University and NCAA review his eligibility
- Named to Kareem Abdul-Jabbar Award Watch List (one of 20 candidates), presented to nation's top center
- Legally changed last name from Huell to Hernandez in October to honor his mother, Christina Hernandez

2017-18				2016-17			
Opponent	P	R	A	Opponent	P	R	A
Gard-Webb	14	8	2	WCU	13	7	1
Navy	14	10	1	at N. Florida	15	8	0
Florida A&M	10	5	0	Penn	11	5	0
vs. La Salle	16	7	0	vs Stanford	3	3	0
N. Florida	13	6	0	vs Iowa State	5	6	0
at Minnesota	23	2	0	vs Florida	10	6	1
vs. Princeton	9	1	0	Rutgers	14	7	0
Boston U.	6	6	1	vs Wofford	2	1	0
at GW	15	12	0	SC State	5	3	0
at Hawai'i	16	6	0	FAU	9	10	0
vs. NMSU	10	9	1	GW	2	1	0
vs. MTSU	21	3	0	Columbia	4	1	0
at Pitt	8	7	0	NC State	0	0	1
at Ga. Tech	13	8	1	at Syracuse	6	3	1
FSU	20	8	1	Notre Dame	2	0	0
at Clemson	10	7	2	at Pittsburgh	4	3	0
Duke	18	13	1	at Wake Forest	9	8	0
at NC State	8	2	0	at Duke	7	3	0
Louisville.	18	12	0	Boston Coll.	8	3	1
at FSU	8	6	0	North Carolina	5	1	0
Pittsburgh	11	6	1	Florida State	7	1	0
at Va. Tech	3	4	0	at NC State	3	2	0
Wake Forest	10	10	0	Virginia Tech	3	5	0
at BC	2	4	1	at Louisville	4	3	1
Virginia	0	3	0	Georgia Tech	13	2	0
Syracuse	7	10	0	Clemson	6	1	0
at ND	7	3	0	at Virginia	1	1	0
BC	16	9	2	Duke	2	1	0
at UNC	14	8	0	at Va Tech	0	1	0
Va. Tech	9	4	0	vs Florida St.	5	2	0
vs. UNC	5	7	0	vs Syracuse	DNP		
vs. Loyola	11	7	1	vs UNC	1	1	0
				vs Michigan St.	8	0	0

## SEASON/CAREER HIGHS

**Points**  
 Season: –  
 Career: 23 at Minnesota, 11/29/17  
 ACC: 20 Florida State, 1/7/18

**Rebounds**  
 Season: –  
 Career: 13 Duke, 1/15/18  
 ACC: 13 Duke, 1/15/18

**Assists**  
 Season: –  
 Career: 2 3x, last vs. BC, 2/24/18  
 ACC: 2 2x, last vs. BC, 2/24/18

**Steals**  
 Season: –  
 Career: 2 4x, last at Florida St., 1/27/18  
 ACC: 2 2x, last at Florida St., 1/27/18

**Blocked Shots**  
 Season: –  
 Career: 3 2x, last vs. Boston U., 12/5/17  
 ACC: 3 Virginia Tech, 2/8/17

**Field Goals**  
 Season: –  
 Career: 10 at Minnesota, 11/29/17  
 ACC: 8 2x, last vs. Duke, 1/15/18

**Field-Goal Attempts**  
 Season: –  
 Career: 16 2x, last vs. Duke, 1/15/18  
 ACC: 16 Duke, 1/15/18

**Free Throws**  
 Season: –  
 Career: 7 Middle Tennessee, 12/25/17  
 ACC: 5 2x, last at Georgia Tech, 1/3/18

**Free-Throw Attempts**  
 Season: –  
 Career: 8 Middle Tennessee, 12/25/17  
 ACC: 7 Florida State, 1/7/18

**3-Point Field Goals**  
 Season: –  
 Career: –  
 ACC: –

**3-Point Field-Goal Attempts**  
 Season: –  
 Career: 1 5x, last vs. Duke, 1/15/18  
 ACC: 1 4x, last vs. Duke, 1/15/18

**Minutes**  
 Season: –  
 Career: 36 at Florida State, 1/27/18  
 ACC: 36 at Florida State, 1/27/18

## CAREER DOUBLE-DOUBLES

15p, 12r at George Washington, 12/16/17  
 14p, 10r vs. Navy, 11/12/17  
 18p, 13r vs. Duke, 1/15/18  
 18p, 12r vs. Louisville, 1/24/18  
 10p, 10r vs. Wake Forest, 2/7/18

HERNANDEZ'S CAREER STATISTICS											3-Point				Free Throws				-----Rebounds-----				Scoring			
Season	GP	GS	Min.	Avg.	FG	FGA	Pct.	FG	FGA	Pct.	FT	FTA	Pct.	Off.	Def.	Tot.	Avg.	PF	FO	Ast.	TO	Blk	Stl	Pts.	Avg.	
2016-17	32	15	557	17.4	77	145	.531	0	2	.000	33	51	.647	45	54	99	3.1	61	0	6	30	25	13	187	5.8	
2017-18	32	32	825	25.8	147	255	.576	0	3	.000	71	103	.689	65	148	213	6.7	60	0	14	44	31	16	365	11.4	
2018-19	–																									
<b>TOTAL</b>	<b>64</b>	<b>47</b>	<b>1382</b>	<b>21.6</b>	<b>224</b>	<b>400</b>	<b>.560</b>	<b>0</b>	<b>5</b>	<b>.000</b>	<b>104</b>	<b>154</b>	<b>.675</b>	<b>110</b>	<b>202</b>	<b>312</b>	<b>4.9</b>	<b>121</b>	<b>0</b>	<b>20</b>	<b>74</b>	<b>56</b>	<b>29</b>	<b>552</b>	<b>8.6</b>	



# 15 EBUKA IZUNDU

**Sr. • 6-10 • 232 • Center**  
**Charlotte, North Carolina / Lagos, Nigeria**  
**Victory Christian Center**

## 2018-19 HIGHLIGHTS

- Had career night against Stephen F. Austin (11/13), recording career highs in points (22), rebounds (19), blocks (four) and assists (three). He also tied a career best with three steals.
- It was the most rebounds by a UM player since Reggie Johnson piled up 20 boards on March 16, 2011, against FAU.
- Just missed double-double in opener with 10 points, nine rebounds against Lehigh (11/9)

2017-18				2016-17				2015-16			
Opponent	P	R	A	Opponent	P	R	A	Opponent	P	R	A
Gard-Webb	14	10	1	WCU	13	7	1	UTRGV	0	0	0
Navy	12	4	2	at N. Florida	15	8	0	Louisiana	0	0	0
Florida A&M	4	6	0	vs Stanford	0	3	0	vs. Miss. St.	11	7	0
vs. La Salle	3	2	0	vs Iowa State	0	3	0	vs. Utah	4	3	1
N. Florida	5	7	0	vs Florida	0	0	0	Charlotte	0	0	1
at Minnesota	0	3	1	Rutgers	4	2	0	Florida	0	1	0
vs. Princeton	6	4	0	vs Wofford	9	5	0	Charleston	1	0	0
Boston U.	0	5	0	SC State	9	3	0	at La Salle	6	4	0
at GW	2	3	0	FAU	2	2	0	at Clemson	0	0	0
at Hawai'i	7	3	0	GW	12	4	0	Pittsburgh	2	0	0
vs. NMSU	4	3	0	Columbia	6	3	1	at Florida St.	0	0	0
vs. MTSU	2	2	0	NC State	3	7	0	Virginia Tech	0	0	0
at Pitt	4	5	1	at Syracuse	0	2	0	at UNC	6	2	1
at Ga. Tech	0	1	0	Notre Dame	2	4	0	at Va. Tech	2	0	0
FSU	4	1	0	at Pittsburgh	2	2	0	vs. Villanova	0	2	0
at Clemson	0	3	0	at Wake	6	5	0				
Duke	2	3	0	at Duke	0	2	1				
at NC State	15	3	0	Boston Coll.	0	2	0				
Louisville.	2	1	0	UNC	0	3	0				
at FSU	2	0	0	Florida State	0	1	0				
Pittsburgh	4	4	0	at NC State	16	6	0				
at Va. Tech	5	2	0	Virginia Tech	8	1	1				
Wake Forest	3	2	0	at Louisville	8	5	0				
at BC	6	4	0	Georgia Tech	2	3	0				
Virginia	8	5	0	Clemson	12	2	1				
Syracuse	2	2	0	at Virginia	6	3	1				
at ND	14	8	0	Duke	3	5	0				
BC	4	6	0	at Va. Tech	0	2	0				
at UNC	12	5	0	vs Florida St.	0	2	0				
Va. Tech	4	3	0	vs Syracuse	0	1	0				
vs. UNC	5	5	2	vs UNC	2	2	0				
vs. Loyola	5	5	1	vs Mich. St.	5	3	0				

## SEASON/CAREER HIGHS

**Points**  
 Season: 22 Stephen F. Austin, 11/13/18  
 Career: 22 Stephen F. Austin, 11/13/18  
 ACC: 16 at NC State, 2/4/17

**Rebounds**  
 Season: 19 Stephen F. Austin, 11/13/18  
 Career: 19 Stephen F. Austin, 11/13/18  
 ACC: 7 NC State, 12/31/16

**Assists**  
 Season: 3 Stephen F. Austin, 11/13/18  
 Career: 3 Stephen F. Austin, 11/13/18  
 ACC: 1 6x, last at Pitt, 12/30/17

**Steals**  
 Season: 3 Stephen F. Austin, 11/13/18  
 Career: 3 2x, last vs. SFA, 11/13/18  
 ACC: 3 at Notre Dame, 2/19/18

**Blocked Shots**  
 Season: 4 Stephen F. Austin, 11/13/18  
 Career: 4 Stephen F. Austin, 11/13/18  
 ACC: 3 Notre Dame, 1/12/17

**Field Goals**  
 Season: 11 Stephen F. Austin, 11/13/18  
 Career: 11 Stephen F. Austin, 11/13/18  
 ACC: 7 2x, last at Notre Dame, 2/19/18

**Field-Goal Attempts**  
 Season: 13 Stephen F. Austin, 11/13/18  
 Career: 13 Stephen F. Austin, 11/13/18  
 ACC: 10 Clemson, 2/18/17

**Free Throws**  
 Season: 4 Lehigh, 11/9/18  
 Career: 5 vs. Mississippi State, 11/19/15  
 ACC: 4 2x, last at NC State, 2/4/17

**Free-Throw Attempts**  
 Season: 6 Lehigh, 11/9/18  
 Career: 7 vs. Mississippi State, 11/19/15  
 ACC: 6 at North Carolina, 2/20/16

**Minutes**  
 Season: 32 Stephen F. Austin, 11/13/18  
 Career: 32 Stephen F. Austin, 11/13/18  
 ACC: 27 at NC State, 2/4/17

## 2018-19 GAME-BY-GAME

	GS	Min	FG	Pct	3FG	Pct	FT	Pct	O-D-T	Avg	PF	FO	A	TO	Blk	Stl	Pts	Avg
Lehigh	*	28	3-5	.600	0-0	.000	4-6	.667	4-5-9	9.0	3	0	1	2	3	0	10	10.0
STEPHEN F. AUSTIN	*	32	11-13	.846	0-0	.000	0-1	.000	11-8-19	14.0	1	0	3	0	4	3	22	16.0

## CAREER DOUBLE-DOUBLES

14p, 10r vs. Gardner-Webb, 11/10/17  
 22p, 19r vs. Stephen F. Austin, 11/13/18

IZUNDU'S CAREER STATISTICS										3-Point			Free Throws			Rebounds					Scoring				
Season	GP	GS	Min.	Avg.	FG	FGA	Pct.	FG	FGA	Pct.	FT	FTA	Pct.	Off.	Def.	Tot.	Avg.	PF	FO	Ast.	TO	Blk	Stl	Pts.	Avg.
2015-16	15	0	79	5.3	10	16	.625	0	0	.000	12	19	.632	13	6	19	1.3	17	0	3	5	3	2	32	2.1
2016-17	32	7	417	13.0	53	98	.541	0	0	.000	29	42	.690	47	50	97	3.0	75	2	6	27	25	7	135	4.2
2017-18	32	2	467	14.6	72	104	.692	0	0	.000	16	34	.471	56	64	120	3.8	76	1	8	27	20	15	160	5.0
2018-19	2	2	60	30.0	14	18	.778	0	0	.000	4	7	.571	15	13	28	14.0	4	0	4	2	7	3	32	16.0
<b>TOTAL</b>	<b>81</b>	<b>13</b>	<b>1023</b>	<b>12.6</b>	<b>149</b>	<b>236</b>	<b>.631</b>	<b>0</b>	<b>0</b>	<b>.000</b>	<b>61</b>	<b>102</b>	<b>.598</b>	<b>131</b>	<b>133</b>	<b>264</b>	<b>3.3</b>	<b>172</b>	<b>3</b>	<b>21</b>	<b>61</b>	<b>55</b>	<b>27</b>	<b>359</b>	<b>4.4</b>



# 5 ZACH JOHNSON

R-Sr. • 6-2 • 192 • Guard  
 Miami, Florida  
 Florida Gulf Coast Univ./Norland HS

## 2018-19 HIGHLIGHTS

• Played 22 minutes and scored five points in Miami debut against Lehigh (11/9)

2017-18				2016-17				2015-16			
Opponent	P	R	A	Opponent	P	R	A	Opponent	P	R	A
Illinois State	27	4	4	vs. Florida	6	1	2	at Ohio	4	2	1
at Siena	13	3	1	UT Arlington	24	3	3	Texas Wesly.	8	4	6
at BGSU	8	5	4	at Baylor	17	3	4	Youngstown St.	2	2	1
at Middle Tenn	18	5	1	at Michigan St.	5	4	2	N. Dakota	4	2	4
Denver	20	2	1	Binghamton	9	3	4	Bowling Green	26	3	4
Navy	17	5	3	Long Beach St.	21	3	2	at Florida	6	4	1
St. Francis Brk	8	4	3	Ave Maria	DNP			Ave Maria	2	1	6
Webber Int'l	16	3	2	at Ga Southern	16	4	4	at Texas A&M	13	2	3
Middle Tenn	7	2	4	Siena	11	2	3	at FIU	12	3	6
FAU	12	0	0	FIU	0	0	3	UMass	2	0	0
at UT Arlington	13	5	2	Ga Southern	13	1	1	S. Dakota St.	4	5	2
Oral Roberts	3	1	8	at La Salle	18	5	3	La. Tech	4	3	1
at FIU	12	2	3	at La Tech	13	2	4	vs S. Dakota	8	1	2
at Wichita St	19	4	2	Fla. National	9	1	4	La Salle	10	2	5
at Rhode Island	6	2	1	at FAU	4	0	0	Eckerd	17	4	1
Fla. Memorial	19	3	5	Florida Tech	10	1	5	Webber Int'l	13	2	5
Florida Tech	6	4	4	at Stetson	3	2	3	Stetson	17	4	5
Stetson	19	4	3	at Kennesaw	14	1	2	NJIT	16	4	3
USC Upstate	17	2	6	at Lipscomb	23	4	3	USC Upstate	18	0	6
NJIT	19	6	4	at Lipscomb	11	2	2	at Kennesaw	15	5	0
at Lipscomb	14	3	1	NJIT	19	4	6	at Lipscomb	13	5	1
at Kennesaw	17	6	4	at N. Florida	9	4	3	Jacksonville	16	4	0
at N. Florida	19	5	5	Jacksonville	11	5	3	at N. Florida	8	1	3
Jacksonville	18	3	1	N. Florida	16	3	4	at J'Ville	25	2	5
N. Florida	16	7	7	at J'ville	11	2	1	N. Florida	11	2	6
at Jacksonville	25	6	1	Lipscomb	6	4	1	at USC Upstate	6	2	3
at NJIT	15	3	3	Kennesaw	10	4	3	at NJIT	7	0	2
at USC Upstate	14	2	5	at NJIT	0	2	3	Lipscomb	12	4	7
Kennesaw	16	1	2	at USC Upstate	7	5	4	Kennesaw	12	0	5
Lipscomb	19	1	0	Stetson	24	6	3	at Stetson	11	3	3
at Stetson	9	1	1	Stetson	19	2	1	Kennesaw	14	4	3
USC Upstate	26	4	3	Kennesaw	7	4	3	at N. Florida	15	1	1
N. Florida	17	2	6	N. Florida	10	2	3	Stetson	19	2	5
Lipscomb	37	1	2	vs. Florida St	17	4	6	vs. Fair. Dick.	8	5	7
at Okla. State	23	4	2					vs. N Carolina	9	1	2

## JOHNSON'S SEASON/CAREER HIGHS

**Points**  
 Season: 15 Stephen F. Austin, 11/13/18  
 Career: 37\* vs. Lipscomb, 3/4/18  
 ACC: -

**Rebounds**  
 Season: 3 Stephen F. Austin, 11/13/18  
 Career: 7\* North Florida, 1/29/18  
 ACC: -

**Assists**  
 Season: 4 Stephen F. Austin, 11/13/18  
 Career: 9\* at Georgia Southern, 12/4/16  
 ACC: -

**Steals**  
 Season: 2 Lehigh, 11/9/18  
 Career: 4\* 8x, last vs. Lipscomb, 2/17/18  
 ACC: -

**Field Goals Made**  
 Season: 5 Stephen F. Austin, 11/13/18  
 Career: 11\* 2x, last vs. Stetson, 2/26/18  
 ACC: -

**Field Goals Attempted**  
 Season: 11 Stephen F. Austin, 11/13/18  
 Career: 19\* 2x, last vs. Lipscomb, 3/4/18  
 ACC: -

**Free Throws Made**  
 Season: 2 Stephen F. Austin, 11/13/18  
 Career: 9\* at Lipscomb, 1/14/17  
 ACC: -

**Free Throws Attempted**  
 Season: 4 Stephen F. Austin, 11/13/18  
 Career: 15\* Siena, 12/9/16  
 ACC: -

**3-Point Field Goals Made**  
 Season: 3 Stephen F. Austin, 11/13/18  
 Career: 9\* vs. Lipscomb, 3/4/18  
 ACC: -

**3-Point Field Goals Attempted**  
 Season: 5 Stephen F. Austin, 11/13/18  
 Career: 13\* vs. Lipscomb, 3/4/18  
 ACC: -

**Minutes**  
 Season: 29 Stephen F. Austin, 11/13/18  
 Career: 42\* 2x, last at USC Upstate, 2/18/17  
 ACC: -

\*while at Florida Gulf Coast

## 2018-19 GAME-BY-GAME

	GS	Min	FG	Pct	3FG	Pct	FT	Pct	O-D-T	Avg	PF	FO	A	TO	Blk	Stl	Pts	Avg
Lehigh	22	2-6	.333	1-3	.333	0-1	.000	0-0-0	0.0	1	0	3	4	0	2	5	5.0	
STEPHEN F. AUSTIN	28	5-11	.455	3-5	.600	2-4	.500	1-2-3	1.5	1	0	4	3	0	0	15	10.0	

JOHNSON'S CAREER STATISTICS										3-Point				Free Throws			----- Rebounds -----						Scoring		
Season	GP	GS	Min.	Avg.	FG	FGA	Pct.	FG	FGA	Pct.	FT	FTA	Pct.	Off.	Def.	Tot.	Avg.	PF	FO	Ast.	TO	Blk	Stl	Pts.	Avg.
2015-16*	35	20	941	26.9	141	298	.473	27	71	.380	78	120	.650	11	78	89	2.5	83	2	115	82	19	31	387	11.1
2016-17*	33	32	967	29.3	136	357	.381	54	157	.344	67	106	.632	18	75	93	2.8	77	2	102	88	12	45	393	11.9
2017-18*	35	35	1134	32.4	203	433	.469	69	176	.392	89	114	.781	15	100	115	3.3	72	2	104	79	5	70	564	16.1
2018-19	2	0	50	25.0	7	17	.412	4	8	.500	2	5	.400	1	2	3	1.5	2	0	7	7	0	2	20	10.0
<b>Total</b>	<b>105</b>	<b>87</b>	<b>3092</b>	<b>29.3</b>	<b>487</b>	<b>1105</b>	<b>.441</b>	<b>154</b>	<b>412</b>	<b>.374</b>	<b>236</b>	<b>345</b>	<b>.684</b>	<b>45</b>	<b>255</b>	<b>300</b>	<b>2.9</b>	<b>234</b>	<b>6</b>	<b>328</b>	<b>256</b>	<b>36</b>	<b>148</b>	<b>1364</b>	<b>13.0</b>





# 3 ANTHONY LAWRENCE II

Sr. • 6-7 • 207 • Guard  
 St. Petersburg, Florida  
 Lakewood Senior HS

## 2018-19 HIGHLIGHTS

- Recorded third career double (19 pts, 12 rebs) in season opener against Lehigh (11/9)

2017-18				2016-17				2015-16			
Opponent	P	R	A	Opponent	P	R	A	Opponent	P	R	A
Gard-Webb	3	7	1	WCU	14	5	1	UTRGV	1	2	0
Navy	10	7	2	at N. Florida	4	4	0	Louisiana	12	6	4
Florida A&M	11	4	1	Penn	0	3	2	vs. Miss. St.	10	4	2
vs. La Salle	7	10	5	vs Stanford	18	3	1	vs. Utah	0	0	2
N. Florida	14	4	3	vs Iowa State	6	2	0	vs. Butler	7	1	1
at Minnesota	8	7	4	vs Florida	2	3	2	Northeastern	0	1	0
vs. Princeton	5	10	3	Rutgers	8	4	0	at Nebraska	13	7	0
Boston U.	5	2	6	vs Wofford	3	5	1	Charlotte	9	1	1
at GW	5	9	3	SC State	5	7	1	Charleston	11	2	1
at Hawaii	11	4	0	FAU	13	6	0	at La Salle	2	2	3
vs. NMSU	4	4	1	GW	2	2	2	Princeton	0	1	0
vs. MTSU	9	5	2	Columbia	10	5	1	Syracuse	1	2	0
at Pitt	12	6	2	NC State	6	5	1	Florida State	0	0	0
at Ga. Tech	9	12	1	at Syracuse	0	0	1	at Virginia	0	1	0
FSU	1	12	0	Notre Dame	6	9	1	at Clemson	3	1	0
at Clemson	16	4	0	at Pittsburgh	9	5	2	at BC	0	0	1
Duke	13	7	1	at Wake	16	0	0	Wake Forest	0	0	0
at NC State	15	3	4	at Duke	0	0	0	at NC State	0	0	0
Louisville.	2	6	1	Boston Coll.	7	6	1	Notre Dame	18	2	0
at FSU	19	5	1	North Carolina	3	4	4	at Ga Tech	5	3	3
Pittsburgh	10	10	3	Florida State	2	2	1	Pittsburgh	2	1	0
at Va. Tech	25	13	2	at NC State	19	4	2	at Florida St	3	1	1
Wake Forest	4	4	2	Virginia Tech	12	4	3	Virginia Tech	5	2	0
at BC	6	9	4	at Louisville	7	3	3	at UNC	11	4	2
Virginia	2	7	2	Georgia Tech	4	4	2	Virginia	1	3	2
Syracuse	4	4	5	Clemson	10	4	5	Louisville	3	2	1
at ND	7	6	6	at Virginia	4	6	5	at Notre Dame	0	1	2
BC	13	9	0	Duke	2	3	2	at Va Tech	2	4	0
at UNC	6	3	2	at Va Tech	18	5	1	vs. Va Tech	4	2	1
Va. Tech	8	6	3	vs Florida St	2	1	1	vs. Virginia	5	4	0
vs. UNC	12	6	1	vs Syracuse	3	2	4	vs. Buffalo	0	0	0
vs. Loyola	4	3	1	vs UNC	6	3	1	vs. Wichita St	0	2	0
				vs Mich. State	3	3	0	vs. Villanova	8	1	0

## SEASON/CAREER HIGHS

- Points**  
 Season: 19 Lehigh, 11/9/18  
 Career: 25 at Virginia Tech, 2/3/18  
 ACC: 25 at Virginia Tech, 2/3/18
- Rebounds**  
 Season: 12 Lehigh, 11/9/18  
 Career: 13 at Virginia Tech, 2/3/18  
 ACC: 13 at Virginia Tech, 2/3/18
- Assists**  
 Season: 3 Stephen F. Austin, 11/13/18  
 Career: 6 2x, last at Notre Dame, 2/19/18  
 ACC: 6 at Notre Dame, 2/19/18
- Steals**  
 Season: 3 Lehigh, 11/9/18  
 Career: 5 Duke, 1/15/18  
 ACC: 5 Duke, 1/15/18
- Blocked Shots**  
 Season: 3 Lehigh, 11/9/18  
 Career: 3 6x, last vs. Lehigh, 11/9/18  
 ACC: 3 2x, last at Virginia Tech, 2/3/18
- Field Goals**  
 Season: 8 Stephen F. Austin, 11/13/18  
 Career: 9 at Virginia Tech, 2/3/18  
 ACC: 9 at Virginia Tech, 2/3/18
- Field-Goal Attempts**  
 Season: 12 Stephen F. Austin, 11/13/18  
 Career: 13 Boston College, 2/24/18  
 ACC: 13 Boston College, 2/24/18
- Free Throws**  
 Season: 5 Lehigh, 11/9/18  
 Career: 6 North Florida, 11/25/17  
 ACC: 4 6x, last at Virginia Tech, 2/3/18
- Free-Throw Attempts**  
 Season: 6 Lehigh, 11/9/18  
 Career: 7 North Florida, 11/25/17  
 ACC: 5 3x, last at Virginia Tech, 2/3/18
- 3-Point Field Goals**  
 Season: 4 Lehigh, 11/9/18  
 Career: 4 4x, last vs. Lehigh, 11/9/18  
 ACC: 4 3x, last at Florida State, 1/27/18
- 3-Point Field-Goal Attempts**  
 Season: 7 Lehigh, 11/9/18  
 Career: 9 5x, at Virginia Tech, 2/27/17  
 ACC: 9 4x, at Virginia Tech, 2/27/17
- Minutes**  
 Season: 35 Lehigh, 11/9/18  
 Career: 40 at Virginia, 2/20/17  
 ACC: 40 at Virginia, 2/20/17

## 2018-19 GAME-BY-GAME

	GS	Min	FG	Pct	3FG	Pct	FT	Pct	O-D-T	Avg	PF	FO	A	TO	Blk	Stl	Pts	Avg
Lehigh	*	35	5-9	.556	4-7	.571	5-6	.833	1-11-12	12.0	2	0	2	0	3	3	19	19.0
STEPHEN F. AUSTIN	*	31	8-12	.667	2-4	.500	0-0	.000	0-3-3	7.5	0	0	3	1	1	2	18	18.5

## CAREER DOUBLE-DOUBLES

- 10p, 10r vs. Pitt, 1/31/18
- 25p, 13r at Virginia Tech, 2/3/18
- 19p, 12r vs. Lehigh, 11/9/18

LAWRENCE'S CAREER STATISTICS												3-Point			Free Throws			----- Rebounds -----				Scoring			
Season	GP	GS	Min.	Avg.	FG	FGA	Pct.	FG	FGA	Pct.	FT	FTA	Pct.	Off.	Def.	Tot.	Avg.	PF	FO	Ast.	TO	Blk	Stl	Pts.	Avg.
2015-16	33	0	397	12.0	47	92	.511	18	42	.429	24	40	.600	29	34	63	1.9	39	0	27	13	11	17	136	4.1
2016-17	33	18	857	26.0	72	173	.416	35	99	.354	45	62	.726	27	97	124	3.8	78	1	57	47	15	42	224	6.8
2017-18	32	31	975	30.5	100	214	.467	38	88	.432	43	63	.683	45	163	208	6.5	81	2	74	53	31	46	281	8.8
2018-19	2	2	66	33.0	13	21	.619	6	11	.545	5	6	.833	1	14	15	7.5	2	0	5	1	4	5	37	18.5
<b>TOTAL</b>	<b>100</b>	<b>51</b>	<b>2295</b>	<b>23.0</b>	<b>232</b>	<b>500</b>	<b>.464</b>	<b>97</b>	<b>240</b>	<b>.404</b>	<b>117</b>	<b>171</b>	<b>.684</b>	<b>102</b>	<b>308</b>	<b>410</b>	<b>4.1</b>	<b>200</b>	<b>3</b>	<b>163</b>	<b>114</b>	<b>61</b>	<b>110</b>	<b>678</b>	<b>6.8</b>



# O CHRIS LYKES

So. • 5-7 • 157 • Guard  
 Mitchellville, Maryland  
 Gonzaga College HS

## 2018-19 HIGHLIGHTS

• Scored career-high 22 points and also played career-best 39 minutes in season opener against Lehigh (11/9)

## 2018-19 GAME-BY-GAME

	GS	Min	FG	Pct	3FG	Pct	FT	Pct	O-D-T	Avg	PF	FO	A	TO	Blk	Stl	Pts	Avg
LEHIGH	*	39	5-17	.294	4-8	.500	8-11	.727	1-4-5	5.0	3	0	4	2	0	2	22	22.0
STEPHEN F. AUSTIN	*	28	7-12	.583	2-5	.400	4-5	.800	0-2-2	3.5	1	0	6	1	0	3	20	21.0

## 2017-18

Opponent	P	R	A
Gard-Webb	3	1	1
Navy	8	1	2
Florida A&M	13	1	4
vs. La Salle	0	1	0
N. Florida	10	0	4
at Minnesota	10	1	0
vs. Princeton	5	1	2
Boston U.	8	0	0
at GW	3	0	1
at Hawai'i	7	5	0
vs. NMSU	1	1	0
vs. MTSU	8	0	2
at Pitt	10	1	0
at Ga. Tech	8	0	5
FSU	18	1	2
at Clemson	13	1	1
Duke	13	1	2
at NC State	6	2	5
Louisville.	9	0	4
at FSU	0	0	5
Pittsburgh	13	3	5
at Va. Tech	6	2	0
Wake Forest	13	2	5
at BC	16	3	2
Virginia	19	1	1
Syracuse	14	0	4
at ND	9	1	1
BC	15	0	3
at UNC	18	1	4
Va. Tech	15	1	7
vs. UNC	6	1	1
vs. Loyola	10	6	2

## SEASON/CAREER HIGHS

### Points

Season: 22 Lehigh, 11/9/18  
 Career: 22 Lehigh, 11/9/18  
 ACC: 19 Virginia, 2/13/18

### Rebounds

Season: 5 Lehigh, 11/9/18  
 Career: 6 vs. Loyola Chicago, 3/15/18  
 ACC: 3 2x, last at BC, 2/10/18

### Assists

Season: 6 Stephen F. Austin, 11/13/18  
 Career: 7 Virginia Tech, 3/3/18  
 ACC: 7 Virginia Tech, 3/3/18

### Steals

Season: 3 Stephen F. Austin, 11/13/18  
 Career: 3 2x, last vs. SFA, 11/13/18  
 ACC: 2 Virginia Tech, 3/3/18

### Blocked Shots

Season: -  
 Career: 1 at NC State, 1/21/18  
 ACC: 1 at NC State, 1/21/18

### Field Goals

Season: 7 Stephen F. Austin, 11/13/18  
 Career: 7 Stephen F. Austin, 11/13/18  
 ACC: 6 2x, last at UNC, 2/13/18

### Field-Goal Attempts

Season: 17 Lehigh, 11/9/18  
 Career: 17 Lehigh, 11/9/18  
 ACC: 16 Syracuse, 2/17/18

### Free Throws

Season: 8 Lehigh, 11/9/18  
 Career: 8 Lehigh, 11/9/18  
 ACC: 7 Boston College, 2/24/18

### Free-Throw Attempts

Season: 11 Lehigh, 11/9/18  
 Career: 11 Lehigh, 11/9/18  
 ACC: 8 Florida State, 1/7/18

### 3-Point Field Goals

Season: 4 Lehigh, 11/9/18  
 Career: 4 2x, last vs. Lehigh, 11/9/18  
 ACC: 4 at North Carolina, 2/27/18

### 3-Point Field-Goal Attempts


Season: 8 Lehigh, 11/9/18  
 Career: 10 Syracuse, 2/17/18  
 ACC: 10 Syracuse, 2/17/18

### Minutes

Season: 39 Lehigh, 11/9/18  
 Career: 39 Lehigh, 11/9/18  
 ACC: 34 Syracuse, 2/17/18

## LYKES' CAREER STATISTICS

Season	GP	GS	Min.	Avg.	3-Point			Free Throws			Rebounds			Scoring											
					FGA	Pct.	Pct.	FG	FGA	Pct.	FT	FTA	Pct.	Off.	Def.	Tot.	Avg.	PF	FO	Ast.	TO	Blk	Stl	Pts.	Avg.
2017-18	32	10	690	21.6	100	249	.402	48	139	.345	59	82	.720	3	36	39	1.2	70	0	75	58	1	25	307	9.6
2018-19	2	2	67	33.5	12	29	.414	6	13	.462	12	16	.750	1	6	7	3.5	4	0	10	3	0	5	42	21.0
<b>TOTAL</b>	<b>34</b>	<b>12</b>	<b>757</b>	<b>22.3</b>	<b>112</b>	<b>278</b>	<b>.403</b>	<b>54</b>	<b>152</b>	<b>.355</b>	<b>71</b>	<b>98</b>	<b>.724</b>	<b>4</b>	<b>42</b>	<b>46</b>	<b>1.4</b>	<b>74</b>	<b>0</b>	<b>85</b>	<b>61</b>	<b>1</b>	<b>30</b>	<b>349</b>	<b>10.3</b>



# 13 ANTHONY MACK

R-Fr. • 6-6 • 214 • Guard  
Las Vegas, Nevada  
Univ. of Wyoming/Blair Academy (N.J.)

## 2018-19 HIGHLIGHTS

- Joined team this summer after transferring from Wyoming
- Granted waiver from NCAA to gain immediate eligibility following transfer
- Played in eight minutes in his Miami debut in season opener vs. Lehigh (11/9)

## 2018-19 GAME-BY-GAME

	GS	Min	FG	Pct	3FG	Pct	FT	Pct	O-D-T	Avg	PF	FO	A	TO	Blk	Stl	Pts	Avg
Lehigh	8		0-4	.000	0-4	.000	0-0	.000	0-0-0	0.0	1	0	0	0	0	0	0	0.0
SFA																		DNP

MACK'S CAREER STATISTICS													3-Point			Free Throws			Rebounds			Scoring			
Season	GP	GS	Min.	Avg.	FG	FGA	Pct.	FG	FGA	Pct.	FT	FTA	Pct.	Off.	Def.	Tot.	Avg.	PF	FO	Ast.	TO	Blk	Stl	Pts.	Avg.
2018-19	1	0	8	8.0	0	4	.000	0	4	.000	0	0	.000	0	0	0	0.0	1	0	0	0	0	0	0	0.0
<b>TOTAL</b>	<b>1</b>	<b>0</b>	<b>8</b>	<b>8.0</b>	<b>0</b>	<b>4</b>	<b>.000</b>	<b>0</b>	<b>4</b>	<b>.000</b>	<b>0</b>	<b>0</b>	<b>.000</b>	<b>0</b>	<b>0</b>	<b>0</b>	<b>0.0</b>	<b>1</b>	<b>0</b>	<b>0</b>	<b>0</b>	<b>0</b>	<b>0</b>	<b>0</b>	<b>0.0</b>

## CAREER HIGHS

- Points**  
Career: -  
ACC: -
- Rebounds**  
Career: -  
ACC: -
- Assists**  
Career: -  
ACC: -
- Steals**  
Career: -  
ACC: -
- Blocked Shots**  
Career: -  
ACC: -
- Field Goals**  
Career: -  
ACC: -
- Field-Goal Attempts**  
Career: 4 Lehigh, 11/9/18  
ACC: -
- Free Throws**  
Career: -  
ACC: -
- Free-Throw Attempts**  
Career: -  
ACC: -
- 3-Point Field Goals**  
Career: -  
ACC: -
- 3-Point Field-Goal Attempts**  
Career: 4 Lehigh, 11/9/18  
ACC: -
- Minutes**  
Career: 8 Lehigh, 11/9/18  
ACC: -



# 14 RODNEY MILLER JR.

Jr. • 7-0 • 255 • Center  
Laurelton, New York  
Oak Hill Academy

## 2018-18 HIGHLIGHTS

- Redshirting 2018-19 season

Opponent	2017-18			Opponent	2017-18		
	P	R	A		P	R	A
Gard-Webb	0	1	0	WCU	5	2	0
Navy	4	0	0	at North Florida	4	3	0
Florida A&M	2	1	0	Penn	2	0	0
vs. La Salle	0	0	0	vs Florida	0	0	0
vs. Princeton	2	1	0	Rutgers	0	0	0
vs. NMSU	0	1	0	SC State	0	2	0
vs. MTSU	2	0	0	FAU	0	0	0
at Pitt	0	0	0	NC State	0	0	0
at Ga. Tech	0	0	0	at Syracuse	0	0	0
at Va. Tech	2	3	0	at Pittsburgh	0	0	0
Wake Forest	1	0	0	at Wake Forest	1	0	0
at BC	0	0	0	Florida State	0	0	0
at ND	0	0	0	at Louisville	0	0	0
Va. Tech	2	0	0	vs N. Carolina	2	1	0
vs. UNC	3	1	0	vs Michigan St.	0	1	0

MILLER JR.'S CAREER STATISTICS													3-Point			Free Throws			Rebounds			Scoring			
Season	GP	GS	Min.	Avg.	FG	FGA	Pct.	FG	FGA	Pct.	FT	FTA	Pct.	Off.	Def.	Tot.	Avg.	PF	FO	Ast.	TO	Blk	Stl	Pts.	Avg.
2016-17	15	0	57	3.8	5	11	.455	0	0	.000	4	9	.444	4	5	9	0.6	6	0	0	1	1	0	14	0.9
2017-18	15	0	52	3.5	8	14	.571	0	0	.000	2	12	.167	3	4	7	0.5	7	0	0	3	1	0	18	1.2
2018-19	-	-	-	-	-	-	-	-	-	-	-	-	-	-	-	-	-	-	-	-	-	-	-	-	-
<b>TOTAL</b>	<b>30</b>	<b>0</b>	<b>109</b>	<b>3.6</b>	<b>13</b>	<b>25</b>	<b>.520</b>	<b>0</b>	<b>0</b>	<b>.000</b>	<b>6</b>	<b>21</b>	<b>.286</b>	<b>7</b>	<b>9</b>	<b>16</b>	<b>0.5</b>	<b>13</b>	<b>0</b>	<b>0</b>	<b>4</b>	<b>2</b>	<b>0</b>	<b>32</b>	<b>1.1</b>

## CAREER HIGHS

- Points**  
Career: 5 Western Carolina, 11/11/16  
ACC: 2 3x, last vs. Virginia Tech, 3/3/18
- Rebounds**  
Career: 3 2x, last at Virginia Tech, 2/3/18  
ACC: 3 at Virginia Tech, 2/3/18
- Assists**  
Career: -  
ACC: -
- Steals**  
Career: -  
ACC: -
- Blocked Shots**  
Career: 1 at Virginia Tech, 2/3/18  
ACC: 1 at Virginia Tech, 2/3/18
- Field Goals**  
Career: 2 at North Florida, 11/16/16  
ACC: 1 2x last at Virginia Tech, 2/3/18
- Field-Goal Attempts**  
Career: 4 Western Carolina, 11/11/16  
ACC: 3 vs. North Carolina, 3/9/17
- Free Throws**  
Career: 3 Western Carolina, 11/11/16  
ACC: 1 2x, last vs. Wake Forest, 2/7/18
- Free-Throw Attempts**  
Career: 6 Western Carolina, 11/11/16  
ACC: 2 3x, last at Notre Dame, 2/19/18
- 3-Point Field Goals**  
Career: -  
ACC: -
- 3-Point Field-Goal Attempts**  
Career: -  
ACC: -
- Minutes**  
Career: 11 at North Florida, 11/16/16  
ACC: 8 vs. North Carolina, 3/9/17





# 2 WILLIE HERENTON

So. • 6-1 • 178 • Guard  
Lincolnshire, Illinois  
Stevenson HS

### 2018-19 HIGHLIGHTS

- Joined team as walk-on for 2018-19 season
- Saw his first playing time in final minute of season opener against Lehigh (11/9)

### 2018-19 GAME-BY-GAME

	GS	Min	FG	Pct	3FG	Pct	FT	Pct	O-D-T	Avg	PF	FO	A	TO	Blk	Stl	Pts	Avg
Lehigh	0	0-0	.000	0-0	.000	0-0	.000	0-0-0	0.0	0	0	0	0	0	0	0	0	0.0
STEPHEN F. AUSTIN	2	0-0	.000	0-0	.000	0-0	.000	0-0-0	0.0	0	0	0	0	0	0	0	0	0.0

### CAREER HIGHS

- Points**  
Career: -  
ACC: -
- Rebounds**  
Career: -  
ACC: -
- Assists**  
Career: -  
ACC: -
- Steals**  
Career: -  
ACC: -
- Blocked Shots**  
Career: -  
ACC: -
- Field Goals**  
Career: -  
ACC: -
- Field-Goal Attempts**  
Career: -  
ACC: -
- Free Throws**  
Career: -  
ACC: -
- Free-Throw Attempts**  
Career: -  
ACC: -
- 3-Point Field Goals**  
Career: -  
ACC: -
- 3-Point Field-Goal Attempts**  
Career: -  
ACC: -
- Minutes**  
Career: 2 Stephen F. Austin, 11/13/18  
ACC: -

HERENTON'S CAREER STATISTICS										3-Point			Free Throws			Rebounds			Scoring						
Season	GP	GS	Min.	Avg.	FG	FGA	Pct.	FG	FGA	Pct.	FT	FTA	Pct.	Off.	Def.	Tot.	Avg.	PF	FO	Ast.	TO	Blk	Stl	Pts.	Avg.
2018-19	2	0	2	1.0	0	0	.000	0	0	.000	0	0	.000	0	0	0	0.0	0	0	0	0	0	0	0	0.0
<b>TOTAL</b>	<b>2</b>	<b>0</b>	<b>2</b>	<b>1.0</b>	<b>0</b>	<b>0</b>	<b>.000</b>	<b>0</b>	<b>0</b>	<b>.000</b>	<b>0</b>	<b>0</b>	<b>.000</b>	<b>0</b>	<b>0</b>	<b>0</b>	<b>0.0</b>	<b>0</b>	<b>0</b>	<b>0</b>	<b>0</b>	<b>0</b>	<b>0</b>	<b>0</b>	<b>0.0</b>



# 10 DOMINIC PROCTOR


So. • 6-6 • 190 • Guard  
Las Vegas, Nevada  
Bishop Gorman HS

### 2018-19 HIGHLIGHTS

- Joined team as walk-on for 2018-19 season

### CAREER HIGHS

- Points**  
Career: -  
ACC: -
- Rebounds**  
Career: -  
ACC: -
- Assists**  
Career: -  
ACC: -
- Steals**  
Career: -  
ACC: -
- Blocked Shots**  
Career: -  
ACC: -
- Field Goals**  
Career: -  
ACC: -
- Field-Goal Attempts**  
Career: -  
ACC: -
- Free Throws**  
Career: -  
ACC: -
- Free-Throw Attempts**  
Career: -  
ACC: -
- 3-Point Field Goals**  
Career: -  
ACC: -
- 3-Point Field-Goal Attempts**  
Career: -  
ACC: -
- Minutes**  
Career: -  
ACC: -



# 1 DEJAN (DJ) VASILJEVIC

Jr. • 6-3 • 184 • Guard  
Melbourne, Australia  
Australian Institute of Sport

## 2018-19 HIGHLIGHTS

• Hit four 3-pointers and scored 16 points in season opener against Lehigh (11/9)

2017-18				2016-17			
Opponent	P	R	A	Opponent	P	R	A
Gard-Webb	7	2	0	WCU	11	2	2
Navy	16	3	0	at North Florida	13	1	0
Florida A&M	15	4	2	Penn	11	0	1
vs. La Salle	8	1	0	vs Stanford	3	1	1
N. Florida	2	2	0	vs Iowa State	5	0	0
at Minnesota	11	2	0	vs Florida	0	0	0
vs. Princeton	20	3	1	Rutgers	3	1	1
Boston U.	15	5	0	vs Wofford	6	2	0
at GW	10	1	0	SC State	17	2	2
at Hawai'i	6	3	0	FAU	2	2	0
vs. NMSU	15	5	1	GW	6	3	0
vs. MTSU	13	5	1	Columbia	3	1	1
at Pitt	3	2	0	NC State	3	2	0
at Ga. Tech	3	1	0	at Syracuse	18	0	0
FSU	8	3	4	Notre Dame	3	0	1
at Clemson	0	0	0	at Pittsburgh	6	2	1
Duke	0	2	0	at Wake Forest	3	0	0
at NC State	6	4	0	at Duke	0	1	0
Louisville.	0	0	0	Boston College	3	1	0
at FSU	20	2	0	North Carolina	3	1	0
Pittsburgh	8	3	0	Florida State	3	1	0
at Va. Tech	14	1	0	at NC State	0	1	0
Wake Forest	9	5	1	Virginia Tech	5	1	0
at BC	17	6	0	at Louisville	3	0	0
Virginia	5	0	0	Georgia Tech	13	2	1
Syracuse	6	3	1	Clemson	5	3	1
at ND	3	0	0	at Virginia	10	4	0
BC	8	2	1	Duke	0	2	0
at UNC	10	3	0	at Virginia Tech	9	1	0
Va. Tech	16	1	1	vs Florida State	9	3	0
vs. UNC	6	1	0	vs Syracuse	13	1	1
vs. Loyola	9	5	1	vs North Carolina	6	1	1
				vs Michigan St.	2	2	1

## 2018-19 GAME-BY-GAME

	GS	Min	FG	Pct	3FG	Pct	FT	Pct	O-D-T	Avg	PF	FO	A	TO	Blk	Stl	Pts	Avg
Lehigh	*	26	5-10	.500	4-7	.571	2-2	1.000	0-3-3	3.0	3	0	2	2	0	0	16	16.0
STEPHEN F. AUSTIN	*	30	4-9	.444	4-7	.571	5-5	1.000	1-3-4	3.5	3	0	0	1	0	0	17	16.5

## SEASON/CAREER HIGHS

### Points

Season: 17 Stephen F. Austin, 11/13/18  
Career: 20 2x, last at Florida St., 1/27/18  
ACC: 20 at Florida State, 1/27/18

### Rebounds

Season: 4 Stephen F. Austin, 11/13/18  
Career: 6 at Boston College, 2/10/18  
ACC: 6 at Boston College, 2/10/18

### Assists

Season: 2 Lehigh, 11/9/18  
Career: 4 Florida State, 1/7/18  
ACC: 4 Florida State, 1/7/18

### Steals

Season: –  
Career: 2 3x, last vs. Florida State, 1/7/18  
ACC: 2 2x, last vs. Florida State, 1/7/18

### Blocked Shots

Season: –  
Career: 1 3x, last vs. Boston U., 12/5/17  
ACC: –

### Field Goals

Season: 5 Lehigh, 11/9/18  
Career: 7 2x, last at Florida St., 1/27/18  
ACC: 7 at Florida State, 1/27/18

### Field-Goal Attempts

Season: 10 Lehigh, 11/9/18  
Career: 13 vs. South Carolina State, 12/6/16  
ACC: 12 2x, last at BC, 2/10/18

### Free Throws

Season: 5 Stephen F. Austin, 11/13/18  
Career: 5 Stephen F. Austin, 11/13/18  
ACC: 2 2x, last at Virginia, 2/20/17

### Free-Throw Attempts

Season: 5 Stephen F. Austin, 11/13/18  
Career: 5 Stephen F. Austin, 11/13/18  
ACC: 2 6x, last at Virginia Tech, 2/3/18

### 3-Point Field Goals

Season: 4 2x, last vs. SFA, 11/13/18  
Career: 6 2x, last at Florida St., 1/27/18  
ACC: 6 2x, last at Florida St., 1/27/18


### 3-Point Field-Goal Attempts

Season: 7 2x, last vs. SFA, 11/13/18  
Career: 12 at Syracuse, 1/4/17  
ACC: 12 at Syracuse, 1/4/17

### Minutes

Season: 30 Stephen F. Austin, 11/13/18  
Career: 35 3x, last at BC, 2/10/18  
ACC: 35 2x, last at BC, 2/10/18

VASILJEVIC'S CAREER STATISTICS										3-Point				Free Throws			Rebounds				Scoring				
Season	GP	GS	Min.	Avg.	FG	FGA	Pct.	FG	FGA	Pct.	FT	FTA	Pct.	Off.	Def.	Tot.	Avg.	PF	FO	Ast.	TO	Blk	Stl	Pts.	Avg.
2016-17	33	0	577	17.5	65	182	.357	51	146	.349	16	20	.800	5	39	44	1.3	31	0	15	13	1	11	197	6.0
2017-18	32	20	731	22.8	104	231	.450	67	163	.411	14	16	.875	15	65	80	2.5	49	0	14	16	2	13	289	9.0
2018-19	2	2	56	28.0	9	19	.474	8	14	.571	7	7	1.000	1	6	7	3.5	6	0	2	3	0	0	33	16.5
<b>TOTAL</b>	<b>67</b>	<b>22</b>	<b>1364</b>	<b>20.4</b>	<b>178</b>	<b>432</b>	<b>.412</b>	<b>126</b>	<b>323</b>	<b>.390</b>	<b>37</b>	<b>43</b>	<b>.860</b>	<b>21</b>	<b>110</b>	<b>131</b>	<b>2.0</b>	<b>86</b>	<b>0</b>	<b>31</b>	<b>32</b>	<b>3</b>	<b>24</b>	<b>519</b>	<b>7.7</b>



# 21 SAM WAARDENBURG

R-So. • 6-10 • 216 • Forward  
 Henderson, New Zealand  
 Rangitoto College

### 2018-19 HIGHLIGHTS

• Made first career start and scored 11 points with career-high five rebounds in career-high 28 minutes in season opener against Lehigh (11/9)

### 2018-19 GAME-BY-GAME

	GS	Min	FG	Pct	3FG	Pct	FT	Pct	O-D-T	Avg	PF	FO	A	TO	Blk	Stl	Pts	Avg
Lehigh	*	28	3-7	.429	1-2	.500	4-4	1.000	3-2-5	5.0	1	0	2	1	0	1	11	11.0
STEPHEN F. AUSTIN	*	33	1-6	.167	0-2	.000	0-1	.000	0-4-4	4.5	3	0	5	2	0	1	2	6.5

### 2017-18

Opponent	P	R	A
Gard-Webb	DNP		
Navy	DNP		
Florida A&M	DNP		
vs. La Salle	7	2	0
N. Florida	9	6	1
at Minnesota	0	1	0
vs. Princeton	0	4	0
Boston U.	0	2	0
at GW	DNP		
at Hawai'i	DNP		
vs. NMSU	0	0	0
vs. MTSU	DNP		
at Pitt	DNP		
at Ga. Tech	DNP		
FSU	DNP		
at Clemson	DNP		
Duke	DNP		
at NC State	0	0	0
Louisville	0	7	1
at FSU	5	1	0
Pittsburgh	4	4	1
at Va. Tech	3	5	0
Wake Forest	12	3	1
at BC	6	0	0
Virginia	6	0	0
Syracuse	2	4	0
at ND	6	2	0
BC	4	6	1
at UNC	3	2	4
Va. Tech	0	5	1
vs. UNC	2	3	3
Loyola	0	2	4

### SEASON/CAREER HIGHS

#### Points

Season: 11 Lehigh, 11/9/18  
 Career: 12 Wake Forest, 2/7/18  
 ACC: 12 Wake Forest, 2/7/18

#### Rebounds

Season: 5 Lehigh, 11/9/18  
 Career: 7 Louisville, 1/24/18  
 ACC: 7 Louisville, 1/24/18

#### Assists

Season: 5 Stephen F. Austin, 11/13/18  
 Career: 5 Stephen F. Austin, 11/13/18  
 ACC: 4 at North Carolina, 2/27/18

#### Steals

Season: 1 2x, last vs. SFA, 11/13/18  
 Career: 3 at Boston College, 2/10/18  
 ACC: 3 at Boston College, 2/10/18

#### Blocked Shots

Season: -  
 Career: 2 vs. North Carolina, 3/8/18  
 ACC: 1 4x, last at UNC, 2/27/18

#### Field Goals

Season: 3 Lehigh, 11/9/18  
 Career: 4 North Florida, 11/25/17  
 ACC: 3 Wake Forest, 2/7/18

#### Field-Goal Attempts

Season: 7 Lehigh, 11/9/18  
 Career: 9 North Florida, 11/25/17  
 ACC: 5 3x, last vs. BC, 2/24/18

#### Free Throws

Season: 4 Lehigh, 11/9/18  
 Career: 4 Lehigh, 11/9/18  
 ACC: 3 Wake Forest, 2/7/18

#### Free-Throw Attempts

Season: 4 Lehigh, 11/9/18  
 Career: 4 2x, last vs. Lehigh, 11/9/18  
 ACC: 4 Wake Forest, 2/7/18

#### 3-Point Field Goals

Season: 1 Lehigh, 11/9/18  
 Career: 3 Wake Forest, 2/7/18  
 ACC: 3 Wake Forest, 2/7/18

#### 3-Point Field-Goal Attempts

Season: 2 2x, last vs. SFA, 11/13/18  
 Career: 4 2x, last at Notre Dame, 2/19/18  
 ACC: 4 2x, last at Notre Dame, 2/19/18

#### Minutes

Season: 32 Stephen F. Austin, 11/13/18  
 Career: 32 Stephen F. Austin, 11/13/18  
 ACC: 23 2x, last at UNC, 2/27/18

WAARDENBURG'S CAREER STATISTICS										3-Point				Free Throws			----- Rebounds -----				Scoring				
Season	GP	GS	Min.	Avg.	FG	FGA	Pct.	FG	FGA	Pct.	FT	FTA	Pct.	Off.	Def.	Tot.	Avg.	PF	FO	Ast.	TO	Blk	Stl	Pts.	Avg.
2017-18	21	0	310	14.8	24	58	.414	14	32	.438	7	8	.875	26	33	59	2.8	31	0	17	14	9	10	69	3.3
2018-19	2	2	61	30.5	4	13	.308	1	4	.250	4	5	.800	3	6	9	4.5	4	0	7	3	0	2	13	6.5
<b>TOTAL</b>	<b>23</b>	<b>2</b>	<b>371</b>	<b>16.1</b>	<b>28</b>	<b>71</b>	<b>.394</b>	<b>15</b>	<b>36</b>	<b>.417</b>	<b>11</b>	<b>13</b>	<b>.846</b>	<b>29</b>	<b>39</b>	<b>68</b>	<b>3.0</b>	<b>35</b>	<b>0</b>	<b>24</b>	<b>17</b>	<b>9</b>	<b>12</b>	<b>82</b>	<b>3.6</b>

# 2018-19 MIAMI BASKETBALL ROSTER

## NUMERICAL

No.	Name	Yr.	Pos.	Ht.	Wt.	Hometown/Previous School
0	Chris Lykes	So.	G	5-7	157	Mitchellville, Md./Gonzaga College HS
1	Dejan (DJ) Vasiljevic	Jr.	G	6-3	184	Melbourne, Australia/Australian Institute of Sport
2	Willie Herenton	So.	G	6-1	178	Lincolnshire, Ill./Stevenson HS
3	Anthony Lawrence II	Sr.	G	6-7	207	St. Petersburg, Fla./Lakewood Senior HS
5	Zach Johnson	R-Sr.	G	6-2	192	Miami, Fla./Florida Gulf Coast Univ./Norland HS
10	Dominic Proctor	So.	G	6-6	190	Las Vegas, Nev./Bishop Gorman HS
13	Anthony Mack	R-Fr.	G	6-6	214	Las Vegas, Nev./Wyoming/Blair Academy (N.J.)
14	Rodney Miller Jr.	Jr.	C	7-0	255	Laurelton, N.Y./Oak Hill Academy
15	Ebuka Izundu	Sr.	C	6-10	232	Charlotte, N.C./Victory Christian Center
20	Dewan Hernandez	Jr.	F	6-11	235	Miami, Fla./Norland HS
21	Sam Waardenburg	R-So.	F	6-10	216	Auckland, New Zealand/Rangitoto College
22	Deng Gak	R-Fr.	F	6-10	211	Sydney, Australia/Blair Academy (N.J.)
23	Kameron McGusty <sup>^</sup>	Jr.	G	6-5	192	Katy, Texas/Oklahoma/Sunrise Christian Acad. (Kan.)

## ALPHABETICAL

No.	Name	Yr.	Pos.	Ht.	Wt.	Hometown/Previous School
2	Willie Herenton	So.	G	6-1	178	Lincolnshire, Ill./Stevenson HS
22	Deng Gak	R-Fr.	F	6-10	211	Sydney, Australia/Blair Academy (N.J.)
20	Dewan Hernandez	Jr.	F	6-11	235	Miami, Fla./Norland HS
15	Ebuka Izundu	Sr.	C	6-10	232	Charlotte, N.C./Victory Christian Center
5	Zach Johnson	R-Sr.	G	6-2	192	Miami, Fla./Florida Gulf Coast Univ./Norland HS
3	Anthony Lawrence II	Sr.	G	6-7	207	St. Petersburg, Fla./Lakewood Senior HS
0	Chris Lykes	So.	G	5-7	157	Mitchellville, Md./Gonzaga College HS
13	Anthony Mack	R-Fr.	G	6-6	214	Las Vegas, Nev./Wyoming/Blair Academy (N.J.)
23	Kameron McGusty <sup>^</sup>	Jr.	G	6-5	192	Katy, Texas/Oklahoma/Sunrise Christian Acad. (Kan.)
14	Rodney Miller Jr.	Jr.	C	7-0	255	Laurelton, N.Y./Oak Hill Academy
10	Dominic Proctor	So.	G	6-6	190	Las Vegas, Nev./Bishop Gorman HS
1	Dejan (DJ) Vasiljevic	Jr.	G	6-3	184	Melbourne, Australia/Australian Institute of Sport
21	Sam Waardenburg	R-So.	F	6-10	216	Auckland, New Zealand/Rangitoto College

<sup>^</sup> sitting out 2018-19 season per NCAA transfer regulations

**Head Coach:** Jim Larrañaga, Providence '71, eighth season

**Associate Head Coach:** Chris Caputo, Westfield State (Mass.) '02, eighth season

**Assistant Coach:** Alvin "Pooh" Williamson, Tulsa '95, first season

**Assistant Coach:** Adam Fisher, Penn State '06, fourth season

**Director of Operations:** Lamont Franklin, UNC Wilmington '97, second season

**Strength & Conditioning Coach:** Casey Cathrall, Ithaca College '12, first season

**Athletic Trainer:** Javier Jimenez, Temple '06, third season

**Associate Director of Operations:** Jeff Dyer, Delaware '14, second season

## PRONUNCIATION GUIDE

Dewan .....	Duh-WAHN
Gak .....	Gack
Herenton .....	HAIR-un-tun
Ebuka Izundu .....	ee-BOO-kuh ee-ZOON-du
DJ Vasiljevic .....	Vuh-SEE-luh-vitch
Waardenburg .....	WAR-dun-berg

HC Jim Larrañaga .....	LARE-uh-NAY-guh
AC Chris Caputo .....	Cuh-POO-toe
SC Casey Cathrall .....	Cuh-THRALL
AT Javier Jimenez .....	Hah-VEE-air Him-EN-ez

## ROSTER BY CLASS

### Seniors (3)

Ebuka Izundu  
Zach Johnson  
Anthony Lawrence II

### Juniors (4)

Dewan Hernandez  
Kameron McGusty  
Rodney Miller Jr.  
DJ Vasiljevic

### Sophomores (4)

Willie Herenton  
Chris Lykes  
Dominic Proctor  
Sam Waardenburg

### Freshmen (2)

Deng Gak  
Anthony Mack

## ROSTER BY STATE

3 Florida  
2 Nevada  
1 Illinois  
1 Maryland  
1 New York  
1 Texas

## ROSTER BY COUNTRY

8 United States  
2 Australia  
1 New Zealand  
1 Nigeria

## GEOGRAPHIC BREAKDOWN

### UNITED STATES

#### Florida

Dewan Hernandez  
Zach Johnson  
Anthony Lawrence II

#### Illinois

Willie Herenton

#### Maryland

Chris Lykes

#### Nevada

Anthony Mack  
Dominic Proctor

#### New York

Rodney Miller Jr.

#### Texas

Kameron McGusty

## INTERNATIONAL

### Australia

DJ Vasiljevic  
Deng Gak

### New Zealand

Sam Waardenburg

### Nigeria


Ebuka Izundu



# TV/RADIO ROSTER



**0 CHRIS LYKES**  
So. • G • 5-7 • 157  
Mitchellville, Md.  
Gonzaga College HS



**1 DEJAN (DJ) VASILJEVIC**  
Jr. • G • 6-3 • 184  
Melbourne, Australia  
Australian Institute of Sport



**2 WILLIE HERENTON**  
So. • G • 6-1 • 178  
Lincolnshire, Ill.  
Stevenson HS




**3 ANTHONY LAWRENCE II**  
Sr. • G • 6-7 • 207  
St. Petersburg, Fla.  
Lakewood Senior HS



**5 ZACH JOHNSON**  
R-Sr. • G • 6-2 • 192  
Miami, Fla.  
Florida Gulf Coast/Norland HS



**10 DOMINIC PROCTOR**  
So. • G • 6-6 • 190  
Las Vegas, Nev.  
Bishop Gorman HS




**13 ANTHONY MACK**  
R-Fr. • G • 6-6 • 214  
Las Vegas, Nev.  
Wyoming/Blair Academy (N.J.)




**14 RODNEY MILLER JR.**  
Jr. • C • 7-0 • 255  
Laurelton, N.Y.  
Oak Hill Academy



**15 EBUKA IZUNDU**  
Sr. • C • 6-10 • 232  
Charlotte, N.C.  
Victory Christian Center



**20 DEWAN HERNANDEZ**  
Jr. • F • 6-11 • 235  
Miami, Fla.  
Norland HS



**21 SAM WAARDENBURG**  
R-So. • F • 6-10 • 216  
Auckland, New Zealand  
Rangitoto College



**22 DENG GAK**  
R-Fr. • F • 6-10 • 211  
Sydney, Australia  
Blair Academy (N.J.)



**23 KAMERON MCGUSTY**  
Jr. • G • 6-5 • 192  
Katy, Texas  
Oklahoma/Sunrise Christian Acad. (Kan.)



**JIM LARRAÑAGA**  
Head Coach



**CHRIS CAPUTO**  
Associate Head Coach



**ALVIN "POOH" WILLIAMSON**  
Assistant Coach



**ADAM FISHER**  
Assistant Coach



**LAMONT FRANKLIN**  
Director of Operations