

# MIAMI BASKETBALL

## THE BASICS

**Date/Time:** Saturday, February 24, 2018/2 p.m. ET  
**Location:** Coral Gables, Fla./Watsco Center (7,972)  
**Television:** RSN; **Online:** WatchESPN  
 Wes Durham (PxP), Jason Capel (analyst)  
**Radio:** WQAM 560-AM (Joe Zagacki - PxP)  
**Satellite Radio:** Sirius 83/XM 81 (Internet 81)  
**Series vs. BC:** Miami trails, 25-23  
 Home: 12-11 | Road: 10-12 | Neutral: 1-2

## 2017-18 SCHEDULE/RESULTS

OPPONENT	TV	TIME/SCORE
<b>NOVEMBER (6-0)</b>		
1 <b>NEWBERRY*</b>	ACCN Extra	W, 106-79
10 [13/12] GARDNER-WEBB	ACCN Extra	W, 77-45
12 [13/12] NAVY	ACCN Extra	W, 89-55
16 [11/12] FLORIDA A&M	ACCN Extra	W, 90-59
22 [11/11] vs. La Salle <sup>1</sup>		W, 57-46
25 [11/11] NORTH FLORIDA	RSN	W, 86-65
29 [10/13] at No. 12/12 Minnesota <sup>2</sup>	ESPN2	W, 86-81

<b>DECEMBER (6-1)</b>		
2 [10/13] vs. Princeton <sup>3</sup>	ESPNU	W, 80-52
5 [10/11] BOSTON UNIVERSITY	RSN	W, 69-54
16 [6/8] at George Washington	CBSN	W, 59-50
23 [6/7] at Hawai'i <sup>4</sup>	ESPNU	W, 75-57
23 [6/7] vs. New Mexico State <sup>4</sup>	ESPN2	L, 54-63
25 [15/16] vs. Middle Tennessee <sup>4</sup>	ESPNU	W, 84-81
30 [15/16] at Pittsburgh*	ACCN	W, 67-53

<b>JANUARY (4-4)</b>		
3 [15/17] at Georgia Tech*	RSN	L, 54-64
7 [15/17] No. 24/RV FLORIDA ST.*	ESPNU	W, 80-74
13 [18/19] at No. 19/17 Clemson*	ESPNU	L, 63-72
15 [25/23] No. 5/5 DUKE*	ESPN	L, 75-83
21 [25/23] at NC State*	ACCN	W, 86-81
24 [RV/24] LOUISVILLE*	ESPN2	W, 78-75 (OT)
27 [RV/24] at Florida State*	ACCN	L, 94-103 (OT)
31 PITTSBURGH*	RSN	W, 69-57

<b>FEBRUARY (3-3)</b>		
3 at Virginia Tech*	ESPN	W, 84-75
7 [25/25] WAKE FOREST*	ESPN2	W, 87-81
10 [25/25] at Boston College*	RSN	L, 70-72
13 No. 1/3 VIRGINIA*	ESPN	L, 50-59
17 SYRACUSE*	CBS	L, 55-62
19 at Notre Dame*	ESPN	W, 77-74
24 BOSTON COLLEGE*	RSN	2 p.m.
27 at North Carolina*	ESPN	9 p.m.

<b>MARCH</b>		
3 VIRGINIA TECH*	ESPN/2	Noon
6-10 ACC Tournament <sup>5</sup>		
	ESPN/ESPN2/ACCN	

**BOLD CAPS** denotes home games at Watsco Center, Coral Gables, Fla.; [#/#] denotes Miami's AP/USA TODAY ranking  
<sup>1</sup>Exhibition; \* ACC game

<sup>1</sup>Reading, Pa.; <sup>2</sup>ACC/Big Ten Challenge

<sup>3</sup>Hopthal Miami Invitational, American Airlines Arena (Miami, Fla.)

<sup>4</sup>Hawaiian Airlines Diamond Head Classic (Honolulu, Hawai'i)

<sup>5</sup>Barclays Center, Brooklyn, N.Y.

All times Eastern and subject to change

## MIAMI ATHLETICS COMMUNICATIONS

### Assistant AD for Communications & Content:

Andy Fledderjohann (MBB Contact)

Email: afledderjohann@miami.edu

Cell Phone: 434-906-0075

Twitter/Instagram/Facebook: @CanesHoops

GAME 28 • FEB. 24, 2018 • 2 P.M. ET • CORAL GABLES, FLA.



## MIAMI HURRICANES (19-8, 8-7 ACC)

**Head Coach:** Jim Larrañaga (Providence, 1971 [B.A.])

**Record at UM:** 158-77 (7th season), **Career Record:** 628-411 (34th season)



## BOSTON COLLEGE EAGLES (16-12, 6-9 ACC)

**Head Coach:** Jim Christian (Rhode Island, 1988)

**Record at BC:** 45-79 (4th season), **Career Record:** 288-231 (16th season)

### THINGS TO KNOW

- Starting guard Bruce Brown Jr. had surgery on Feb. 1 on a left-foot injury. He has missed the last seven games and is expected to be out for approximately six weeks.
- Miami is seeking its sixth 20-win season in seven years under Jim Larrañaga.
- Freshmen Lonnie Walker (13.1) and Chris Lykes (12.9) are Miami's leading scorers over the last seven contests.
- Walker (13.7) and Lykes (11.1) are scoring more than a third of Miami's points in ACC play.
- Miami has played 12 home games this season, fewest of any Power 5 school.
- Each of Miami's eight losses this season have come by 10 points or fewer.

### MIAMI-BOSTON COLLEGE SERIES

Boston College holds a 25-23 edge in the all-time series with Miami, although the Hurricanes own a 15-9 advantage since the programs joined the ACC.

Boston College snapped Miami's 12-game winning streak in the series on Feb. 10 with a 72-70 comeback win in Chestnut Hill.

Four of the last five meetings have been determined by four points or fewer, including the Canes' 78-77 win in the BC's last trip to Coral Gables on Jan. 25, 2017.

Jim Larrañaga is 10-1 in his career against BC.

### PLENTY OF BOSTON CONNECTIONS

Injured Miami guard Bruce Brown was born and raised in Boston and played at Vermont Academy.

Graduate assistant Danny Rubin played at BC from 2010-14. He was a team captain his senior year and played in 90 games during his BC career.

Assistant coach Adam Fisher was the director of operations at Boston U. from 2009-11.

Player development assistant Chaiison Allen played at Northeastern and was inducted into the school's Hall of Fame after scoring 1,550 career points and twice earning first-team All-CAA honors.

Head coach Jim Larrañaga's son, Jay, is an assistant coach with the Boston Celtics, and Miami alum Shane Larkin plays for the Celtics.

### CLOSE BUT NOT QUITE

In seven of Miami's eight defeats, the Hurricanes have led or been within three points in the final four minutes of the second half.

The UVA game is the lone exception.

All of UM's losses have come by 10 points or fewer.

### BROWN OUT WITH LEFT-FOOT INJURY

Bruce Brown Jr. was diagnosed with a left-foot injury on Jan. 29 and had surgery Feb. 1.

He has not played in the last six games and will miss approximately six weeks.

Brown is averaging 11.4 points (second on team) as well as a team-high 7.1 rebounds and 4.0 assists this season.

At the time of his injury, he was the second-leading rebounder among ACC guards (12th overall).

### TOUGH STRETCH RUN AHEAD FOR CANES

Miami's remaining three opponents feature teams in the current KenPom top 100 (numbers as of Friday morning): North Carolina (7), Virginia Tech (28) and Boston College (83).

Miami is No. 40 in the latest KenPom ratings.

The Hurricanes have played Florida State twice (26), Virginia (1), Duke (3), Clemson (17), Notre Dame (30), Virginia Tech, Louisville (38), NC State (49) and Syracuse (51) in conference action.

### CANES SEEK ANOTHER 20-WIN CAMPAIGN

Miami is on the brink of its sixth 20-win season in seven years under Jim Larrañaga. He is one of two coaches in Miami history with five 20-win seasons, joining Bruce Hale, who recorded five from 1954-67.

Miami owns eight 20-win seasons since joining the ACC for the 2004-05 season.

The Canes have won seven or more ACC games in each of Larrañaga's seven seasons and have had 10 or more league victories in four years. Prior to Larrañaga's arrival, Miami never had won 10 ACC games in a season.

## PROJECTED STARTING LINEUP

Pos.	No.	Name	Yr.	Ht.	Wt.	PPG	RPG	APG	Of Note
G	0	Ja'Quan Newton	Sr.	6-3	191	8.6	2.4	2.7	Tied season high with 16 points against Wake
G	3	Anthony Lawrence II	Jr.	6-7	210	8.8	6.7	2.5	Recorded back-to-back double-doubles vs. Pitt, VT
G	4	Lonnie Walker IV	Fr.	6-5	204	11.4	2.6	1.9	Averaging team-leading 13.7 ppg in ACC play
C	15	Ebuka Izundu	Jr.	6-10	235	4.8	3.6	0.2	14 points, 8 rebs at first start of season at ND
F	20	Dewan Huell	So.	6-11	236	11.5	6.6	0.4	Five double-doubles this season

### RESERVES

G	1	Dejan (DJ) Vasiljevic	So.	6-3	203	8.9	2.5	0.4	Owens team-high 56 3-point FG this season
G	2	Chris Lykes	Fr.	5-7	161	9.0	1.1	2.1	Averaging 11.1 ppg, 2.8 apg in ACC play
G	5	Mike Robinson	Sr.	5-10	170	0.6	0.0	0.2	Walk-on; has played in 23 career games
G	11	Bruce Brown Jr.	So.	6-5	205	11.3	7.1	3.9	Had surgery on Feb. 1 (left foot); out approx. 6 weeks
C	14	Rodney Miller Jr.	So.	7-0	255	1.0	0.5	0.0	2 points, 3 rebounds at Virginia Tech
F	21	Sam Waardenburg	R-Fr.	6-10	217	3.8	2.6	0.3	13-of-23 (.565) from 3-point range this season
F	35	Chris Stowell	Sr.	6-6	208	0.0	0.2	0.0	Walk-on; has played in 24 career games



## ROOKIES PUTTING UP STRONG NUMBERS

Lonnie Walker and Chris Lykes are the top-scoring freshman duo from Miami in the ACC era. They rank among the top-scoring Miami freshmen in this time (beginning with the 2004-05 season).

Walker (13.7) and Lykes (11.1) have combined to score more than a third of Miami's points in conference play (72.6 total).

The top scoring seasons from Miami freshmen since the 2004-05 season:

Rk	Player (Season)	Games	Pts	Avg
1.	Bruce Brown Jr. (2016-17)	33	391	11.8
2.	Durand Scott (2009-10)	28	339	10.3
3.	<b>Lonnie Walker IV (2017-18)</b>	<b>27</b>	<b>308</b>	<b>11.4</b>
4.	Dwyane Collins (2006-07)	32	274	8.6
5.	Manu Lecomte (2013-14)	33	253	7.7
6.	<b>Chris Lykes (2017-18)</b>	<b>27</b>	<b>245</b>	<b>9.1</b>
7.	Shane Larkin (2011-12)	32	238	7.4

## MEDIA INFORMATION COVERING THE CANES

All interview requests for coaches or student-athletes must be approved and cleared by Andy Fledderjohann in the UM Communications office. Please provide at least one day to coordinate interviews.

Any misuse of credentials will result in removal from the Watsco Center and the permanent voiding of the credential.

The Miami locker room is closed at all times. For home games, head coach Jim Larrañaga and at least one UM player will report to the media room for interviews following the opposing team's press conference.

## PRESS CREDENTIALS

Media members interested in obtaining season or game credentials should apply online at [www.sportssystems.com/miami/basketball](http://www.sportssystems.com/miami/basketball).

Credential requests should be submitted no later than seven days prior to the game. Credentials that cannot be mailed will be held for pickup at the will call table at Watsco Center, located in the loading dock. You must have a press pass to be admitted to the media area and the press room.

## PHOTO CREDENTIALS

All photographers and camera operators must wear a visible credential issued by the Miami Athletics Communications Department. Photographers work from the baselines at both ends of the court at Watsco Center. Live television is given top priority for courtside space.

## ACC TELECONFERENCE SCHEDULE

The 2018 ACC Men's Basketball Weekly Teleconference continues each Monday through Feb. 26. Each coach will have 10 minutes to make an opening statement and answer questions.

There will be an instant replay of each teleconference on TheACC.com each Monday afternoon. Coaches whose teams play on Monday evening will not participate in that day's teleconference.

Jim Larrañaga's upcoming schedule for the ACC Teleconference, as well as the opposing coaches for the Miami games that week:

Date	Time	Opposing Coach
2/26	Larrañaga 12:10 p.m.	R. Williams 12:20 p.m. B. Williams (not on call)

## LYKES SOLID IN CONFERENCE PLAY

Chris Lykes is Miami's second-leading scorer over the last seven games, averaging 12.9 points per game while reaching double figures five times.

He scored a career-high 19 points against Virginia, with 17 coming in the second half.

Lykes is averaging 11.1 points (third on team) and 2.8 assists per game in conference play.

He moved into the starting lineup for the Pitt game on Jan. 31 and has started six of the last seven games. He has reached double figures in nine ACC games and 12 total.

## WALKER STEPS UP

Freshman guard Lonnie Walker IV has averaged a team-high 15.6 points as well as 2.8 rebounds and 2.7 assists in the last 12 games.

His streak of eight straight games in double figures came to an end in a foul-plagued game at BC.

In his 13 starts this year (12 in ACC play), Walker is averaging 15.8 ppg, 2.9 rpg and 2.5 apg.

Walker scored 19 points in his first three ACC games combined and averaged 8.5 points per game in the non-conference portion of the schedule.

## BALANCE ON OFFENSE

Miami has no one in the ACC's top 25 in scoring, but seven Canes are averaging at least 8.6 points per game.

Dewan Huell (11.5 ppg) leads the team in scoring while Lonnie Walker and Bruce Brown are averaging 11.4 ppg. Chris Lykes (9.0), DJ Vasiljevic (8.9), Anthony Lawrence (8.8) and Ja'Quan Newton (8.6) are all averaging over eight points per game.

Miami has put at least four players in double figures in scoring in 13 games this season.

## HUELL CONTINUES BREAKOUT SOPHOMORE SEASON

Sophomore center Dewan Huell has more than doubled his numbers in scoring and rebounding from his freshman campaign. He leads the team in scoring at 11.5 ppg (5.6 last year) and is averaging 6.6 rebounds per game (3.1 last year).

Huell ranks 16th in the conference in rebounding.

Huell has scored in double figures in 17 games and recorded the first five double-doubles of his career.

## LAST MEETING: BC 72, MIAMI 70 (FEB. 10)

Ky Bowman hit a pair of free throws with 2.9 seconds remaining to cap a game-ending 9-0 run as Boston College topped Miami, 72-70, Feb. 10 at Conte Forum.

The back-and-forth affair featured 13 ties and 16 lead changes. BC held the Hurricanes scoreless for the final six minutes, 17 seconds in rallying for the win.

BC shot 50 percent (25-50) for the game, while Miami hit at a 43.4 percent clip (23-53), but just 7-of-25 (28 percent) in the second half.

DJ Vasiljevic scored 17 points and hit 5-of-10 from 3-point range to lead UM. Chris Lykes added 16. Jerome Robinson (29) and Bowman (24) led BC.

Jim Larrañaga did not coach in the game (flu), the first game he has missed in 46 years of coaching.

## LAST TIME OUT: MIAMI 77, NOTRE DAME 74

Lonnie Walker IV scored 19 points and Ebuka Izundu, in his first start of the season, scored 14 points, grabbed eight rebounds and had a huge putback in the waning seconds, as Miami won at Notre Dame, 77-74, Monday at Purcell Pavilion.

Izundu scored 12 of his points in the second half, including a putback with 11 seconds left after the Fighting Irish had pulled back within three.

Martinas Geben led Notre Dame with 19 points.

## CAREER STATISTICS VS. BOSTON COLLEGE

	GP-S	PPG	RPG	APG	BPG	SPG
Brown	1-1	12.0	6.0	4.0	1.0	2.0
Huell	2-1	5.0	3.5	0.5	0.5	0.5
Izundu	2-0	3.0	3.0	0.0	0.0	0.0
Lawrence	3-2	4.3	5.0	2.0	0.3	1.0
Lykes	1-0	16.0	3.0	2.0	0.0	1.0
Miller	1-0	0.0	0.0	0.0	0.0	0.0
Newton	4-1	11.5	3.0	1.8	0.0	0.8
Vasiljevic	2-1	10.0	3.5	0.0	0.0	0.0
Waardenburg	1-0	6.0	0.0	0.0	0.0	3.0
Walker	1-1	6.0	0.0	2.0	0.0	1.0

Both teams shot well. Miami shot 53.4 percent from the field, while Notre Dame hit 52.8 percent of its attempts, including 60.7 percent in the second half.

The Hurricanes were 9-for-19 from 3-point range, while Notre Dame was 7-for-20.

## IZUNDU MAKES MOST OF FIRST START

Ebuka Izundu made his first start of the season Monday, and came up big with 14 points and eight rebounds in a season-high 26 minutes of action.

Izundu entered with 11:51 left in the game and did not come back out. He played the final 7:51 with four fouls.

In the game's final 10 minutes, he recorded 10 points, five rebounds (three offensive), two steals and two blocks.

Four of Izundu's rebounds came on the offensive end. His offensive board and putback with 11 seconds remaining sealed the win.

## DJ FROM 3

DJ Vasiljevic has hit on 21 of his 48 3-point attempts over the last seven games (.438).

He was 5-for-10 in the first meeting with BC and nailed his first three 3-point attempts.

Vasiljevic was 5-for-26 (.192) from 3-point range and averaged 2.9 ppg in the first seven ACC contests.

## NEWTON MOVES UP IN MIAMI RECORD BOOKS

Senior Ja'Quan Newton is one of six players in Miami history with at least 1,000 points and 275 assists.

Newton eclipsed the 1,000-point plateau in his Miami career on Jan. 3 at Georgia Tech and now has scored 1,095 career points (31st in program history).

He is the 38th Hurricane and one of nine active ACC players to crack the 1,000-point barrier.

Newton owns the 10th-most assists in program history with 298 and moved into Miami's top 10 in career games played (122) on Monday.

## Career Scoring at Miami

1. Rick Barry (1962-65).....	2,298
---	
30. Sheldon McClellan (2014-16) .....	1,120
31. <b>Ja'Quan Newton (2014-present)</b> .....	<b>1,095</b>

## Career Assists at Miami

1. Vernon Jennings (1996-2000).....	520
---	
9. Steven Edwards (1992-96) .....	312
10. <b>Ja'Quan Newton (2014-present)</b> .....	<b>298</b>

## Miami Players with 1,000 Points/275 Assists

Durand Scott (2009-13) .....	1,650/404
Steven Edwards (1992-96) .....	1,393/312
John Salmons (1998-2002) .....	1,287/429
Malcolm Grant (2009-12) .....	1,185/292
Kevin Preston (1985-89) .....	1,156/412
<b>Ja'Quan Newton (2014-18) .....</b>	<b>1,095/298</b>



## QUICK FACTS

Location .....	Coral Gables, Fla.
Enrollment .....	17,021
Founded .....	1925
Nickname .....	Hurricanes
Colors .....	Orange (PMS 1665), Green (3435) and White
President .....	Dr. Julio Frenk
Director of Athletics .....	Blake James
Conference .....	Atlantic Coast
Arena/Capacity .....	Watsco Center/7,972
Press Row .....	305-284-2111

## COACHING STAFF

Head Coach .....	Jim Larrañaga (Providence, '71)
Record at Miami .....	158-77 (7th season)
Career Record .....	628-411 (34th season)
Assoc. Head Coach ..	Chris Caputo (Westfield [Mass.] State, '02)
Assistant Coach .....	Jamal Brunt (Randolph Macon, '03)
Assistant Coach .....	Adam Fisher (Penn State, '06, '09)
Dir of Basketball Ops ..	Lamont Franklin (UNC Wilmington, '97)
Associate Director of Ops .....	Jeff Dyer (Delaware, '14)
Player Development Asst .....	Chaisson Allen (Northeastern, '11)
Strength & Conditioning Coach .....	Steve Felde (Concordia, '03)
Assistant Athletic Trainer .....	Javier Jimenez (Temple, '06)

## PROGRAM HISTORY

First Year of Basketball .....	1926
All-Time Record .....	1,029-747 (.579)
Under Jim Larrañaga .....	158-77 (.672; 7 years)
All-Time ACC Record .....	115-118 (.494)
Under Jim Larrañaga .....	72-49 (.595)
ACC Regular-Season Championships .....	1 (2013)
ACC Tournament Championships .....	1 (2013)
NCAA Tournament Appearances .....	9
1960, 1998, 1999, 2000, 2002, 2008, 2013, 2016, 2017	
All-Time Record in NCAA Tournament .....	8-9
Last NCAA Postseason Finish .....	2017 First Round
NIT Appearances .....	12
1961, '63, '64, '95, '97, 2001, '05, '06, '09, '11, '12, '15	
All-Time Record in NIT .....	11-12
Last NIT Finish .....	2015 Runner-Up

## CANES IN PRO BASKETBALL/FOOTBALL

### Years at Miami in parentheses

#### NBA

Shane Larkin (2011-13) .....	Boston Celtics
Trey McKinney Jones (2011-13) .....	Indiana Pacers
Davon Reed (2013-17) .....	Phoenix Suns

#### NFL

Jimmy Graham (2005-09) .....	Seattle Seahawks
Erik Swoope (2010-14) .....	Indianapolis Colts

#### G-League

DeQuan Jones (2008-12) .....	Fort Wayne Mad Ants
Kamari Murphy (2015-17) .....	Long Island Nets
Durand Scott (2009-13) .....	Memphis Hustle

#### International

Garrius Adams (2009-14) .....	Bashkimi (Kosovo)
Rion Brown (2010-14) .....	Dijon (France)
Ivan Cruz Uceda (2014-16) .....	Real Betis Energia Plus (Spain)
Guillermo Diaz (2003-06) .....	San Lorenzo de Almagra (Argentina)
Julian Gamble (2008-13) .....	Telekom Baskets Bonn (Germany)
Malcolm Grant (2009-12) .....	Nevezis Kedainiai (Lithuania)
Tonye Jekiri (2012-16) .....	Oostende (Belgium)
Reggie Johnson (2009-13) .....	Mono Vampire Bangkok (Thailand)
Kenny Kadji (2011-13) .....	Tofaş (Turkey)
Angel Rodriguez (2014-16) .....	Maccabi Haifa (Israel)

## WALKER THRICE NAMED ACC ROOKIE OF WEEK

Lonnie Walker IV was named the ACC Co-Rookie of the Week for the second straight week on Feb. 5. It was Walker's third such honor (Dec. 11, Jan. 29), the second most of any player in program history (Durand Scott, four in 2009-10).

Only Marvin Bagley III (Duke) has claimed the distinction more this season (six times).

## THE NUMBERS ON DEFENSE

Miami is ranked No. 25 nationally in adjusted defensive efficiency by KenPom.

The Hurricanes are second among ACC teams in 3-point field goal defense, limiting opponents to 32.1 percent shooting from long distance.

Miami's defensive numbers and rankings:

Category	Total	ACC Rank	NCAA Rank
Scoring Defense	66.4	4	41
Opp FG %	.421	7	75
Opp 3FG %	.321	2	40

## HOLDING OPPONENTS UNDER 60

Miami has held 11 of its opponents to fewer than 60 points.

UM is 79-9 in seven seasons under Jim Larrañaga, including 10-1 this year, when limiting its opponent to fewer than 60 points.

Miami limited four straight opponents to fewer than 60 points to open the season. That marked the second time that has happened in the Jim Larrañaga era.

The other was a six-game stretch from Dec. 25, 2012 to Jan. 16, 2013.

## SHARE THE ROCK

Miami has a team goal of recording 16 assists in every game. The Canes are 6-1 this year when recording 16 or more assists. In all but one of its eight losses, UM had 12 or fewer assists.

The Hurricanes had 26 assists on 34 field goals on Jan. 24 at NC State. It marked Miami's most assists in any conference game since joining the ACC in 2004-05 (previous was 24 against Duke in 2016).

It also was the Hurricanes' most assists under Jim Larranaga and the program's most since recording 26 against Nova Southeastern on Nov. 16, 2009.

## VALUE THE ROCK

Miami ranks third in the ACC and 24th nationally in fewest turnovers with 308 (11.4/game).

UM has committed 10 turnovers or fewer in five of its last seven games and seven times in ACC play.

The Canes matched a season low with seven turnovers last Saturday against Syracuse and followed it up with eight Monday at Notre Dame.

UM turned the ball over 15 times on Feb. 10 at BC, its highest total in the last 12 games.

## MIAMI ALUM MCKINNEY-JONES JOINS PACERS

Former Miami standout guard Trey McKinney Jones signed a 10-day contract with the Indiana Pacers on Wednesday. This marks McKinney Jones' first time on an active NBA roster.

McKinney Jones is the fourth former Hurricane player to spend time on an NBA roster this season, joining Shane Larkin (Celtics), Sheldon Mac (Washington Wizards) and Davon Reed (Phoenix Suns).

Reed made his NBA debut with the Phoenix Suns on Jan. 14 against the Indiana Pacers.

McKinney Jones played at Miami from 2011-13 and was a captain on Miami's 2013 ACC Championship team, playing in all 36 games as the Hurricanes reached the Sweet 16. He finished sixth in career 3-point percentage at Miami, hitting on 38.5 percent of his attempts.

## HEADING DOWN THE STRETCH ...

	Miami	BC
RPI	31	98
KenPom	38	83
BPI	32	85
Sagarin	31	88
SOS	59	81
vs. Quadrant 1	4-5	1-10
vs. Quadrant 2	2-2	2-2
vs. Quadrant 3	6-1	5-0
vs. Quadrant 4	7-0	8-0

## Quadrant Key (with RPI numbers):

**Q1:** H: 1-30, N: 1-50, A: 1-75

**Q2:** H: 31-75, N: 51-100, A: 76-135

**Q3:** H: 76-160, N: 101-200, A: 136-240

**Q4:** H: 161+, N: 201+, A: 241+

\*\*numbers as of NCAA's Thursday report

## SELLING OUT THE WATSCO CENTER

Miami has sold out its season ticket allotment for all home games at the Watsco Center for the third straight year.

Fans have bought over 5,500 season tickets for each of the last three years, more than doubling the total number of season tickets sold in Jim Larrañaga's first season in Coral Gables.

## Season Tickets Per Year (Under Larrañaga)

2017-18: 5,986	2016-17: 5,965	2015-16: 5,500
2014-15: 3,427	2013-14: 3,674	2012-13: 2,372
2011-12: 2,251		

## THE WATSCO ADVANTAGE

Miami has defended its home turf well in recent years, winning 36 of its last 41 games at the Watsco Center. The Hurricanes are 86-25 (.775) at home under Jim Larrañaga.

Miami has lost back-to-back home games (UVA, Syracuse) and has not lost three straight at home since Jan. 15-25, 2014 (Florida State, Duke, Syracuse).

In 16 years at the Watsco Center (formerly BankUnited Center), Miami is 181-69 (.724).

In seven seasons under Larrañaga, Miami is 42-18 in ACC action at home and 44-7 in non-conference play. In both 2012-13 and 2015-16, the Canes had just one loss at Watsco Center.

Miami also owns 16 straight home non-conference wins, dating to a 78-77 loss to Northeastern on Nov. 27, 2015.

## Miami at Watsco Center Under Jim Larrañaga

Year	Overall	N-C	ACC
2011-12 .....	14-4 .....	8-2 .....	6-2
2012-13 .....	14-1 .....	6-0 .....	8-1
2013-14 .....	8-8 .....	5-2 .....	3-6
2014-15 .....	12-6 .....	7-2 .....	5-4
2015-16 .....	15-1 .....	6-1 .....	9-0
2016-17 .....	14-2 .....	7-0 .....	7-2
2017-18 .....	9-3 .....	5-0 .....	4-3
<b>Totals .....</b>	<b>86-25 .....</b>	<b>44-7 .....</b>	<b>42-18</b>





## IN THE POLLS (FEB. 19)

### ASSOCIATED PRESS

Rk	Team	Record	Points
1	Virginia (42)	24-2	1,601
2	Michigan State (19)	26-3	1,565
3	Villanova (4)	24-3	1,509
4	Xavier	24-4	1,398
5	Duke	22-5	1,292
6	Gonzaga	25-4	1,206
6	Texas Tech	22-5	1,206
8	Kansas	21-6	1,166
9	Purdue	24-5	1,130
10	North Carolina	21-7	1,074
11	Cincinnati	23-4	954
12	Auburn	23-4	873
13	Wichita State	21-5	870
14	Arizona	21-6	831
15	Clemson	20-6	683
16	Ohio State	22-7	680
17	Michigan	22-7	615
18	Rhode Island	21-4	455
19	Tennessee	19-7	427
20	Nevada	23-5	330
21	West Virginia	19-8	329
22	Saint Mary's	25-4	291
23	Houston	21-5	263
24	Middle Tennessee	22-5	87
25	Florida State	19-8	63

**Others receiving votes:** Baylor 52, Kentucky 33, Arizona State 32, Arkansas 23, UCLA 20, St. Bonaventure 13, Virginia Tech 12, Creighton 10, Penn State 6, Missouri 5, Kansas State 5, Texas A&M 4, TCU 4, Loyola-Chicago 2, Butler 2, East Tennessee State 1, Alabama 1, Boise State 1, Oklahoma 1

### USA TODAY COACHES

Rk	Team	Record	Points
1	Michigan State (20)	26-3	782
2	Virginia (8)	24-2	773
3	Villanova (4)	24-3	745
4	Xavier	24-4	656
5	Duke	22-5	655
6	Gonzaga	25-4	602
7	Texas Tech	22-5	588
8	Kansas	21-6	566
9	Purdue	24-5	526
10	North Carolina	21-7	498
11	Cincinnati	23-4	497
12	Wichita State	21-5	404
13	Auburn	23-4	358
14	Arizona	21-6	340
15	Ohio State	22-7	339
16	Michigan	22-7	325
17	Clemson	20-6	324
18	Rhode Island	21-4	263
19	Tennessee	19-7	208
20	Saint Mary's	25-4	173
21	West Virginia	19-8	168
22	Nevada	23-5	143
23	Houston	21-5	119
24	Middle Tennessee	22-5	72
25	Arizona State	19-7	47

**Others receiving votes:** Creighton 34, Kentucky 31, Virginia Tech 20, Florida State 18, Texas A&M 15, Florida 14, Seton Hall 13, Baylor 12, UCLA 11, St. Bonaventure 11, Butler 9, Kansas State 9, Miami 9, Nebraska 7, Loyola-Chicago 6, Arkansas 3, East Tennessee State 2, Louisiana 1, Boise State 1, New Mexico State 1, Oklahoma 1, TCU 1

2017-18 Miami opponents listed in *italics*

## YOUTH MOVEMENT

Miami features a young group this season. Seven of the Hurricanes' 10 active scholarship players are underclassmen.

Ja'Quan Newton is the lone scholarship senior. In ACC play, Miami has six underclassmen averaging at least 15 minutes per game, including freshmen Lonnie Walker (31.3), Chris Lykes (24.3) and Sam Waardenburg (15.1).

Walker (13.7 ppg) and Lykes (11.1) join sophomore Bruce Brown (11.8) as Miami's leading scorers in conference action.

## WALKER'S UL/FSU OUTINGS AMONG BEST AT UM

Two of Lonnie Walker's recent scoring performances rank among the best ever by a UM rookie in ACC play.

His 25-point outing against Louisville and 23-point game against FSU mark two of the top six scoring games by a Miami rookie in 14 seasons of conference play in the ACC (since 2004-05 season).

Top scoring performances by Miami freshmen in ACC games:

Pts	Player/Opponent	Date
30	Bruce Brown Jr. vs. UNC .....	1/28/17
29	Durand Scott at UNC .....	3/2/10
25	Lonnie Walker IV vs. Louisville.....	1/24/18
25	Bruce Brown Jr. vs. Duke .....	2/25/17
24	Dwayne Collins at BC.....	1/16/07
23	Lonnie Walker IV at FSU .....	1/27/18

## 3-POINT BONANZA

Miami hit a school-record 17 3-pointers on Jan. 27 at Florida State, topping the previous mark of 15, which was set four times previously.

The Canes' 17 3-point field goals are the most in an ACC game since Wake Forest made 18 against Clemson on Feb. 13, 2002.

Miami attempted 34 3-pointers, two shy of the program record.

DJ Vasiljevic matched a career high with six 3-pointers, while Anthony Lawrence and Lonnie Walker each nailed four.

## BROWN JOINS ELITE TRIPLE-DOUBLE COMPANY

Bruce Brown Jr. started off his sophomore season with a great all-around performance against Gardner-Webb, recording his second career triple-double, the third in school history and the 31st in ACC history.

Brown became just the sixth player in the league's storied history to earn a pair of triple-doubles.

He reached the status at the 5:36 mark of the second half with a field goal for his ninth and 10th points.

As part of the opener, Brown matched his career high in assists and fell one shy of his high in rebounds.

## Players with Two Triple-Doubles in ACC History

Tree Rollins, Clemson (1977, 1979)  
Ralph Sampson, Virginia (1979)  
Derrick Lewis, Maryland (1987)  
Sharone Wright, Clemson (1992, 1993)  
Dennis Smith Jr., NC State (2017)  
**Bruce Brown Jr., Miami (2016, 2017)**

## Triple-Doubles in Program History

1. Anthony King vs. Florida Atlantic, 11/29/04  
*11 points, 10 rebounds, 13 blocks*
2. **Bruce Brown Jr.** vs. South Carolina State, 12/6/15  
*11 points, 11 rebounds, 10 assists*
3. **Bruce Brown Jr.** vs. Gardner-Webb, 11/10/17  
*10 points, 11 rebounds, 10 assists*

## ACC OPERATION BASKETBALL

### 2017-18 PRESEASON POLL (First-place votes in parentheses) Team & Points

1. Duke (57) - 1020
2. North Carolina (7) - 921
3. Notre Dame (4) - 852
4. **Miami (1) - 809**
5. Louisville - 733
6. Virginia - 690
7. Virginia Tech - 549
8. Florida State - 519
9. Georgia Tech - 468
10. Syracuse - 420
11. Wake Forest - 378
12. NC State - 310
13. Clemson - 289
14. Boston College - 181
15. Pittsburgh - 141

### 2017-18 Preseason All-ACC Team (votes in parentheses)

#### First Team

Bonzie Colson, Notre Dame (64)  
Grayson Allen, Duke (60)  
Joel Berry II, North Carolina (58)  
Marvin Bagley III, Duke (26)  
Ben Lammers, Georgia Tech (25)

#### Second Team

**Bruce Brown Jr., Miami (22)**  
Quentin Snider, Louisville (12)  
Deng Adel, Louisville (12)  
Josh Okogie, Georgia Tech (11)  
Jerome Robinson, Boston College (11)

### ACC Preseason Player of the Year

Bonzie Colson, Notre Dame (49)  
Grayson Allen, Duke (9)  
Joel Berry II, North Carolina (9)  
**Bruce Brown Jr., Miami (1)**  
Jerome Robinson, Boston College (1)

### ACC Preseason Rookie of the Year

Marvin Bagley III, Duke (58)  
**Lonnie Walker IV, Miami (3)**  
Lavar Batts Jr., NC State (2)  
M.J. Walker, Florida State (2)  
Jalek Felton, North Carolina (1)  
Aamir Simms, Clemson (1)  
Oshae Brissett, Syracuse (1)  
De'Andre Hunter, Virginia (1)

## MIAMI IN THE POLLS

Date	AP	USA Today	RPI	KenPom
Pre	13	12	-	-
Nov. 13	11	12	-	-
Nov. 20	11	11	-	-
Nov. 27	10	13	-	-
Dec. 4	10	11	46	14
Dec. 11	6	8	51	15
Dec. 18	6	7	39	14
Dec. 25	15	16	30	17
Jan. 1	15	17	22	18
Jan. 8	17	19	22	26
Jan. 15	25	23	20	30
Jan. 22	RV	24	19	28
Jan. 29	RV	RV	17	29
Feb. 5	25	25	19	28
Feb. 12	RV	RV	25	36
Feb. 19	NR	RV	37	44



## LARRAÑAGA TOPS ACC EXPECTATIONS

In each of Jim Larrañaga's first six seasons, Miami finished the year in a standing that exceeded its preseason ACC ranking.

Miami was picked fourth in the preseason coaches' poll behind Duke, UNC and Notre Dame. The Hurricanes' preseason ACC rankings, followed by their finishes, under Larrañaga:

2016-17 - 9th - t-7th	2015-16 - 5th - t-2nd
2014-15 - 10th - t-6th	2013-14 - 12th - 10th
2012-13 - 5th - 1st	2011-12 - 5th - t-4th

## BEST START IN 10 YEARS

With a 10-0 start to the season, Miami earned its best start to a season since the 2007-08 team opened with 12 straight wins.

It was the best start in the Jim Larrañaga tenure, topping an 8-0 start in 2014-15, and the third best in program history.

This is the fourth straight year the Hurricanes have started at least 4-0 and the fifth time in seven years under Larrañaga.

## CANES WELCOME STRONG CLASS OF ROOKIES

Miami added three high-touted newcomers this year in Deng Gak, Chris Lykes and Lonnie Walker IV. Each was an ESPN Top 100 recruit last season.

A 2017 McDonald's All-American and consensus top-20 recruit, Walker IV was among 20 players named to the preseason watch list for the 2018 Jerry West Shooting Guard of the Year Award.

Walker recently was tabbed the "most exciting freshman in America" by ESPN.com's Myron Medcalf.

Lykes was ESPN's No. 45 recruit, while Gak was rated No. 91. Gak is redshirting this season.

## 2017-18 ROSTER HAS SIX TOP-100 RECRUITS

Miami signed three ESPN Top 100 recruits for the class of 2017, including No. 18 Lonnie Walker from Reading, Pa., No. 46 Chris Lykes from Mitchellville, Md., and No. 92 Deng Gak from Blairstown, N.J.

The trio joins former ESPN Top 100 Hurricanes Bruce Brown (No. 26 in 2016), Dewan Huell (No. 28 in 2016) and Ja'Quan Newton (No. 58 in 2014) in the fall of 2017. In just seven seasons at The U, Larrañaga has recruited six of Miami's 11 ESPN Top 100 players since 2007.

## ESPN Top 100 Players on 2017-18 Roster

18 Lonnie Walker - 2017	26 Bruce Brown - 2016
46 Chris Lykes - 2017	28 Dewan Huell - 2016
92 Deng Gak - 2017	58 Ja'Quan Newton - 2014

## Miami's ESPN Top 100 Players Since 2007

18 Lonnie Walker - 2017	53 Edwin Rios - 2007
26 Bruce Brown - 2016	58 Ja'Quan Newton - 2014
28 Dewan Huell - 2016	83 Garrius Adams - 2009
28 DeQuan Jones - 2008	88 Donnavan Kirk - 2009
43 Durand Scott - 2009	92 Deng Gak - 2017
46 Chris Lykes - 2017	

Recruits under Larrañaga are in *italics*

## BEST PRESEASON RANKING IN PROGRAM HISTORY

Ranked in the preseason polls for the first time since 2008-09, Miami was No. 13 in the preseason Associated Press poll. It marked the highest preseason AP ranking in program history. Miami also was No. 12 in the USA Today Coaches poll.

It is the third time Miami is among the top 25 teams to start the season. The Canes were ranked No. 25 prior to the 1999-2000 campaign and No. 17 heading into the 2008-09 season.

## ACC PRESEASON POLL

Miami was picked fourth in the 2017-18 ACC Coaches Preseason Poll, the Hurricanes' highest standing in the poll in Jim Larrañaga's seven years at the helm and matching their highest at any point during their 14 years in the ACC (fourth in 2008-09).

In each of Larrañaga's first six seasons, Miami finished the year in a standing that exceeded their preseason rank.

## MIAMI EARNS HIGH GSR NUMBERS

Miami's men's basketball team posted an exemplary Graduation Success Rate (GSR), in the latest numbers released on Nov. 8 by the NCAA. Miami recorded a 92 percent GSR, which is based on the four entering classes from 2007-08 through 2010-11.

In addition, the UM football (83 percent), women's basketball (92 percent) and baseball (83 percent) programs all posted GSR totals above the NCAA average.

The NCAA Graduation Success Rate (GSR) was developed in response to college and university presidents suggesting that graduation data more accurately reflect the mobility among college students today. The GSR measures graduation rates at Division I institutions and includes students transferring into the institutions. The GSR also allows institutions to subtract student-athletes who leave their institutions prior to graduation as long as they would have been academically eligible to compete had they remained.

## BROWN, WALKER EARN PLAUDITS FROM ESPN.COM

In October, ESPN.com listed Bruce Brown as the best college shooting guard draft prospect for the 2018 NBA Draft. Lonnie Walker was tabbed second best.

They were the lone teammates on the 10-man list.

Brown and Walker were listed 12th and 13th, respectively on ESPN's top 100 draft prospects for 2018, as Miami was one of 13 college teams to have multiple players on the list.

## VASILJEVIC LOOKS TO BUILD ON BIG SUMMER

Sophomore G DJ Vasiljevic had a strong summer playing internationally with Australia's Emerging Boomers at the World University Games in Taipei.

The Melbourne native averaged 21.5 points a game on 45.3 percent shooting from the field in eight games in the tournament.

Vasiljevic scored 20-plus points and led the team in scoring in five of the eight games as the Emerging Boomers finished ninth in the field.

He closed out play with a 28-point performance in a 101-96 win over Canada.

## COACHING COORDINATORS

Miami's assistant coaching staff is set up in a coordinator system. Jamal Brunt serves as the offensive coordinator, while Chris Caputo handles the defense. Adam Fisher manages the scout for every opponent.

## MILES WILSON JOINS MIAMI PROGRAM

Jim Larrañaga added Miles Wilson to the Hurricanes' incoming class of 2017. A 6-foot-5-inch transfer from Mount St. Mary's, Wilson will sit out the 2017-18 season because of NCAA transfer rules, then have three years of eligibility with the Hurricanes.

Wilson averaged 11.8 points per game and 3.9 rebounds in 28.9 minutes per game and was named to the Northeast Conference All-Rookie Team.

In the NCAA Tournament's First Four, Wilson scored 17 points and grabbed 11 rebounds in a 67-66 win over New Orleans before recording a game-high 22 points with seven rebounds against top-seeded Villanova.

## MIAMI'S RECORD WHEN ...

Record	2017-18		Larrañaga	
	All	ACC	At UM	ACC
All games	19-8	8-7	158-77	72-49
Home	9-3	4-3	85-25	42-18
Away	7-4	4-4	47-36	30-31
Neutral	3-1	-	26-16	-
November	6-0	-	35-9	-
December	6-1	1-0	33-10	2-1
January	4-4	4-4	30-22	28-22
February	3-3	3-3	36-21	36-21
March	-	-	24-14	7-5
April	-	-	-	0-1
vs. Top-10 opponents	0-2	0-2	7-15	6-11
vs. Top-25 (includes Top-10)	2-3	1-3	18-34	12-25
vs. RV opponents (either poll)	2-1	2-1	13-5	6-2
vs. Teams over .500 on game day	11-7	6-6	100-69	53-43
vs. Teams under .500 on game day	5-1	2-1	36-7	15-6
vs. Teams at .500 on game day	3-0	-	18-1	4-0
While UM in Top 25	16-6	5-5	58-23	29-17
While UM is RV (only)	3-2	3-2	42-15	17-9
Leading at halftime	14-1	7-1	120-17	52-14
Trailing at halftime	1-5	1-4	29-55	16-31
Tied at halftime	4-2	0-2	9-5	3-4
In overtime games	1-1	1-1	8-8	5-4
Single overtime	1-0	1-0	5-6	3-2
Double overtime	0-0	-	3-1	2-1
Leading w/2:00 left in regulation	18-1	7-1	146-9	66-5
Trailing w/2:00 left in regulation	1-7	1-6	10-65	5-43
Tied w/2:00 left in regulation	0-0	-	2-1	0-1
UM shoots 50% or better from field	13-1	4-1	65-6	23-3
UM shoots 40-49% from field	4-1	3-1	75-25	40-21
UM shoots under 40% from field	2-6	1-5	19-46	9-25
Opp. shoots 50% or better from field	3-3	2-3	12-27	7-17
Opp. shoots 40-49% from field	8-3	5-3	68-32	36-20
Opp. shoots under 40% from field	8-2	1-1	80-17	30-11
UM shoots 70% or better from line	7-4	5-3	96-39	44-24
UM shoots less than 70% from line	12-3	3-3	62-37	37-23
UM makes more 3-point FGs	13-4	5-4	85-32	39-26
UM makes fewer 3-point FGs	3-3	1-2	46-32	23-19
3-point FGs are even	3-1	2-1	18-6	10-4
4+ Canes in double figures	10-3	5-3	79-16	33-12
3 Canes in double figures	7-2	3-1	59-28	31-13
2 or fewer Canes in double figures	2-3	0-3	20-33	8-24
Outrebounding opponent	12-2	4-2	104-26	41-18
Opp. outrebounds UM	7-5	4-4	47-50	28-30
Tied in rebounds	0-1	0-1	6-1	3-1
UM records 10 or more steals	0-2	0-2	21-6	7-3
UM records 15 or more assists	10-1	3-1	52-5	23-4
UM commits fewer than 15 turnovers	16-6	6-5	134-62	61-41
UM commits 15 or more turnovers	3-2	2-2	22-9	9-8
UM commits fewer turnovers than opp.	13-3	5-3	86-29	40-17
UM commits more turnovers than opp.	5-3	2-2	54-33	23-22
Tied in turnovers	1-2	0-2	15-14	9-10
UM scores 59 points or fewer	2-4	0-3	13-38	7-24
UM scores 60-69 points	3-1	2-1	41-24	22-12
UM scores 70-79 points	4-2	2-2	61-13	27-11
UM scores 80-89 points	9-0	4-0	31-1	12-1
UM scores 90-99 points	1-1	0-1	11-1	3-1
UM scores 100 or more points	0-0	-	1-0	0-0
Playing during morning (11 a.m.)	-	-	1-1	-
Playing during afternoon	6-4	3-4	50-28	29-21
Playing in evening (5 p.m. or later)	13-4	5-3	105-47	43-28
Games decided by 3 points or fewer	3-1	2-1	19-14	11-10
Games decided by 4-10 points	6-7	4-6	50-33	28-25
Games decided by 11-19 points	5-0	2-0	53-21	22-9
Games decided by 20+ points	5-0	-	36-8	11-4



## SUCCESS FOR BOTH MIAMI BASKETBALL TEAMS

The Miami men's and women's basketball teams both landed in the NCAA Tournament for the second straight season in 2017, the first time both Miami basketball teams played in The Dance in consecutive years.

Miami was one of seven schools, four of which are in the ACC, with both its men's and women's basketball teams ranked in the preseason USA TODAY Coaches Poll. The others on the list were Baylor, Duke, Louisville, Notre Dame, UCLA and West Virginia.

## LARRAÑAGA 12TH IN WINS AMONG ACTIVE DIVISION I NCAA COACHES

Entering the 2017-18 season, Jim Larrañaga ranks 12th in career wins among active Division I coaches with 609. Of those 12, five are in the Naismith Memorial Basketball Hall of Fame, including four from the Atlantic Coast Conference.

Now in his 34th season as a head coach, Larrañaga ranks 47th in all-time NCAA victories.

In his career, Larrañaga won 27 games at American International, 170 at Bowling Green, 273 at George Mason and 139 at Miami. He is one of 15 coaches all-time with 100 or more wins at three D-I schools, four of whom are actively coaching.

## WINNINGEST ACTIVE COACHES

(minimum five years as Division I head coach)

Rank	Coach	Wins*
1.	Mike Krzyzewski, Duke	1,071
2.	Jim Boeheim, Syracuse	903
3.	Bob Huggins, West Virginia	819
4.	Roy Williams, North Carolina	816
5.	Rick Byrd, Belmont	754
6.	Cliff Ellis, Coastal Carolina	733
7.	John Beilein, Michigan	691
8.	Larry Hunter, Western Carolina	689
9.	John Calipari, Kentucky	652
10.	Rick Barnes, Tennessee	635
11.	Bill Self, Kansas	623
12.	<b>Jim Larrañaga, Miami</b>	<b>609</b>
13.	Lon Kruger, Oklahoma	601
14.	Dana Altman, Oregon	597

\*Totals listed are at end of 2016-17 regular season

## LARRAÑAGA AND CAPUTO IN 16TH YEAR TOGETHER

Head coach Jim Larrañaga and associate head coach Chris Caputo are beginning their 16th season together, dating back to their time at George Mason.

Caputo started on Larrañaga's staff as the video coordinator for the 2002-03 season, and along the way, the native of Elmhurst, N.Y., was an assistant coach and is now the associate head coach for the Hurricanes. Caputo helped the 2006 GMU team to the NCAA Final Four and has made five total NCAA Tournament appearances with Larrañaga.

Both Caputo and Larrañaga attended Archbishop Molloy (N.Y.) High School and played for legendary head coach Jack Curran.

## INDIVIDUAL HIGHS/LOWS

### MIAMI INDIVIDUAL GAME HIGHS

Points	26, Lonnie Walker vs Boston U. (12/05/17)
Field Goals Made	10, Dewan Huell at Minnesota (11/29/17)
Field Goal Att.	18, Lonnie Walker vs. Louisville (1/24/18)
3-Point FG Made	6, DJ Vasiljevic at Florida State (1/27/18)
3-Point FG Att.	10, Chris Lykes vs. Syracuse (2/17/18)
Free Throws Made	10, DJ Vasiljevic, 3x, last at Boston Coll. (2/10/18)
Free Throw Att.	12, Bruce Brown Jr. vs. Florida State (1/7/18)
Rebounds	14, Bruce Brown Jr. vs. Florida State (1/7/18)
Assists	13, Anthony Lawrence at Virginia Tech (2/3/18)
Steals	13, Dewan Huell vs. Duke (1/15/18)
Blocked Shots	10, Bruce Brown vs Gardner-Webb (11/10/17)
Turnovers	5, Anthony Lawrence vs. Duke (1/15/18)
Minutes	4, Bruce Brown at Georgia Tech (1/3/18)
	5, Anthony Lawrence vs. Florida State (1/7/18)
	41, Lonnie Walker at Florida State (1/27/18)

### OPPONENT INDIVIDUAL GAME HIGHS

Points	30, Gary Trent Jr., Duke (1/15/18)
	30, Josh Okogie, Georgia Tech (1/3/18)
Field Goals Made	12, Omer Yurtseven, NC State (1/21/18)
Field Goal Att.	23, Josh Okogie, Georgia Tech (1/3/18)
3-Point FG Made	6, Gary Trent Jr., Duke (1/15/18)
3-Point FG Att.	11, Jared Wilson-Frame & Parker Stewart, Pitt (1/31/18)
Free Throws Made	9, Josh Okogie, Georgia Tech (1/3/18)
Free Throw Att.	12, Josh Okogie, Georgia Tech (1/3/18)
Rebounds	16, B.J. Johnson, La Salle (11/22/17)
Assists	14, Markell Johnson, NC State (1/21/18)
Steals	5, Grayson Allen, Duke (1/15/18)
	5, Braian Angola, Florida State (1/7/18)
Blocked Shots	7, Reggie Lynch, Minnesota (11/29/17)
Turnovers	7, Jose Alvarado, Georgia Tech (1/3/18)
	7, Ivan Gandia-Rosa, North Florida (11/25/17)

## 2017-18 STARTERS BY GAME

Opp.	Guard	Guard	Guard	Guard	Center
GWebb	Newton	Brown	Vasiljevic	Lawrence	Huell
Navy	Newton	Brown	Vasiljevic	Lawrence	Huell
FAMU	Newton	Brown	Vasiljevic	Lawrence	Huell
La Salle	Newton	Brown	Vasiljevic	Lawrence	Huell
UNF	Newton	Brown	Vasiljevic	Lawrence	Huell
MINN	Newton	Brown	Vasiljevic	Lawrence	Huell
PRIN	Newton	Brown	Vasiljevic	Lawrence	Huell
BU	Newton	Walker	Vasiljevic	Lawrence	Huell (1; 1-0)
at GW	Newton	Brown	Vasiljevic	Lawrence	Huell
at Hawaii	Newton	Brown	Vasiljevic	Lawrence	Huell
vs NMSU	Newton	Brown	Vasiljevic	Lawrence	Huell
vs MTSU	Newton	Brown	Vasiljevic	Lawrence	Huell
at Pitt	Newton	Brown	Vasiljevic	Lawrence	Huell
at GT	Newton	Brown	Vasiljevic	Lawrence	Huell (13; 11-2)
vs FSU	Newton	Brown	Walker	Lawrence	Huell
at CLEM	Newton	Brown	Walker	Lawrence	Huell
Duke	Newton	Brown	Walker	Lawrence	Huell
at NCSU	Newton	Brown	Lykes	Lawrence	Huell (1; 1-0)
L'VILLE	Newton	Brown	Walker	Lawrence	Huell
at FSU	Newton	Brown	Walker	Lawrence	Huell (5; 2-3)
PITT	Lykes	Vasiljevic	Walker	Lawrence	Huell
at VT	Lykes	Vasiljevic	Walker	Lawrence	Huell
WAKE	Lykes	Vasiljevic	Walker	Lawrence	Huell
at BC	Lykes	Vasiljevic	Walker	Lawrence	Huell
UVA	Lykes	Vasiljevic	Walker	Lawrence	Huell
SYR	Lykes	Vasiljevic	Walker	Lawrence	Huell (6; 3-3)
at ND	Newton	Walker	Lawrence	Huell	Izundu (1; 1-0)

## MIAMI'S LARGEST IN 2017-18

Lead	.....37, vs. Gardner-Webb, 11/10
Deficit	.....15 (2H), Virginia, 2/13
	13 (1H), vs. Middle Tennessee, 12/25
Halftime Lead	.....24, vs. Florida A&M, 11/16
Halftime Deficit	.....11, Virginia, 2/13
Margin of Victory	.....34, vs. Navy, 11/12
Margin of Defeat	.....10, at Georgia Tech, 1/3
Deficit in Win	.....13 (1H), vs. Middle Tennessee, 12/25
Halftime Deficit in Win	.....1, Louisville, 1/24
Lead in Loss	.....13, vs. Duke (2H), 1/15
Halftime Lead in Loss	.....1, at Boston College, 2/10
Most Points in First Half	.....46, vs. Florida A&M, 11/16
Fewest Points in First Half	.....16, Virginia, 2/13
Opponent Most Points in 1st Half	.....44, at Florida State, 1/27
Opponent Fewest Points in 1st Half	.....15, at GW, 12/16
Most Points in 2nd Half	.....52, Wake Forest, 2/7
Fewest Points in 2nd Half	.....26, at Boston College, 2/10
	26, at Georgia Tech, 1/3
Opponent Most Points in 2nd Half	.....52, vs. Middle Tenn., 12/25
Opponent Fewest Points in 2nd Half	.....15, at GW, 12/16

## HIGHS/LOWS

### Miami - GAME HIGHS

Points	94	at Florida State (1/27)
Field Goals Made	35	at Minnesota (11/29)
	35	Navy (11/12)
	35	Duke (1/15)
Field Goal Att.	78	
Field Goal Pct.	.600 (30-50)	vs Middle Tennessee (12/25)
3 Pt FG Made	17*	at Florida State (1/27)
3 Pt FG Att.	34	at Florida State (1/27)
3 Pt FG Pct.	.560 (14-25)	vs Princeton (12/2)
Free Throws Made	26	Wake Forest (2/7)
Free Throw Att.	37	Wake Forest (2/7)
Free Throw Pct.	.889 (8-9)	at Pitt (12/30)
Rebounds	49	Louisville (1/24)
Assists	26	at NC State (1/21)
Steals	13	Duke (1/15)
Blocks	8	at Pitt (12/30/17)
Turnovers	18	at Georgia Tech (1/3)
Fouls	25	at Florida State (1/27)

### Opponent - GAME HIGHS

Points	103	at Florida State (1/27)
Field Goals Made	33	at Florida State (1/27)
Field Goal Att.	65	Wake Forest (2/7)
	65	Louisville (1/24)
	65	Boston U. (12/5)
Field Goal Pct.	.600 (33-55)	at Florida State (1/27)
3 Pt FG Made	12	at Clemson (1/13)
3 Pt FG Att.	32	vs Princeton (12/2)
3 Pt FG Pct.	.571 (12-21)	at Clemson (1/13)
Free Throws Made	28	at Florida State (1/27)
Free Throw Att.	39	at Florida State (1/27)
Free Throw Pct.	1.000 (6-6)	Florida A&M (11/16)
Rebounds	44	Florida State (1/7)
	44	at GW (12/16)
Assists	22	at NC State (1/21)
Steals	13	at Georgia Tech (1/3)
Blocks	12	at Minnesota (11/29)
Turnovers	20	North Florida (11/25)
Fouls	26	Wake Forest (2/7)
	26	vs Middle Tennessee (12/25)

### Miami - GAME LOWS

Points	50	Virginia (2/13)
FG Made	18	Virginia (2/13)
	18	vs New Mexico State (12/23)
FG Att.	47	Virginia (2/13)
FG Pct.	.339 (20-59)	Syracuse (2/17)
3 Pt FG Made	2	vs New Mexico State (12/23)
3 Pt FG Att.	13	at Hawai'i (12/23)
3 Pt FG Pct.	.111 (2-18)	vs New Mexico State (12/23)
Free Throws Made	4	at GW (12/16)
Free Throw Att.	8	at GW (12/16)
Free Throw Pct.	.429 (6-14)	at Notre Dame (2/19)
Rebounds	24	Virginia (2/13)
	24	at NC State (1/21)
Assists	4	vs New Mexico State (12/23)
Steals	1	vs New Mexico State (12/23)
Blocks	1	Pitt (1/31)
	1	North Florida (11/25)
Turnovers	7	Syracuse (2/17)
	7	at Florida State (1/27)
Fouls	11	Pitt (1/31)

### Opponent - GAME LOWS

Points	45	Gardner-Webb (11/10)
FG Made	15	vs La Salle (11/22)
FG Att.	47	at Pitt (12/30)
FG Pct.	.288 (15-52)	vs La Salle (11/22)
3 Pt FG Made	0	vs La Salle (11/22)
3 Pt FG Att.	15	vs Middle Tennessee (12/25)
	15	vs La Salle (11/22)
3 Pt FG Pct.	.000 (0-15)	vs La Salle (11/22)
Free Throws Made	1	Gardner-Webb (11/10)
Free Throw Att.	3	Pitt (1/31)
Free Throw Pct.	.167 (1-6)	Gardner-Webb (11/10)
Rebounds	23	at Pitt (12/30)
Assists	3	vs La Salle (11/22)
Steals	2	vs Middle Tennessee (12/25)
Blocks	0	4 times, last vs MTSU (12/25)
Turnovers	7	at Florida State (1/27)
Fouls	12	at NC State (1/21)
	12	at GW (12/16)

\*denotes school record





## THE LAST TIME ...

### Player Scored 30 Points

Miami Bruce Brown (30), vs. North Carolina, 1/28/17  
Opponent Gary Trent Jr. (30), vs. Duke, 1/15/18

### Player Scored 35 Points

Miami Jack McClinton (35) vs. North Carolina, 3/15/09  
Opponent Xavier Rathan-Mayes (35) vs. Florida State, 2/25/15

### Player Scored 40 Points

Miami Darius Rice (43) vs. Connecticut, 1/20/03  
Opponent Sean Singletary (41), Virginia, 3/1/08

### Two Players Scored 20 Points

Miami Lonnie Walker IV (23), DJ Vasiljevic (20), at Florida State, 1/27/18  
Opponent Jerome Robinson (29), Ky Bowman (24), at Boston College, 2/10/18

### Three Players Scored 20 Points

Miami Dwayne Collins (23), Brian Asbury (21), Jack McClinton (20) vs. Virginia Tech, 1/25/09  
Opponent Travis Mays (40), Alvin Heggs (22), Lance Blanks (21), Texas, 2/22/89

### Five (not 5+) Players Scored in Double Figures

Miami Lonnie Walker IV (19), Ja'Quan Newton (16), Chris Lykes (13), Sam Waardenburg (12), Dewan Huell (10) vs. Wake Forest, 2/7/18  
Opponent Justin Robinson (15), Chris Clarke (13), Ahmed Hill (12), Seth Allen (10), Zach LeDay (10) vs. Virginia Tech, 2/9/17

### Six (not 6+) Players Scored in Double Figures

Miami Bruce Brown (15), Ja'Quan Newton (15), DJ Vasiljevic (15), Chris Lykes (13), Anthony Lawrence (11) and Dewan Huell (10) vs. Florida A&M, 11/16/17  
Opponent Phil Cofer (21), Braian Angola (18), CJ Walker (17), Terance Mann (14), MJ Walker (13), Christ Koumadje (13) at Florida State, 1/27/18

### Seven+ Players Scored in Double Figures

Miami Sheldon McClellan (18), Ja'Quan Newton (15), James Palmer (14), Ebuka Izundu (11) Angel Rodriguez (11), Ivan Cruz Uceda (10), Anthony Lawrence Jr. (10) vs. Mississippi State 11/19/15

### Player Grabbed 15 Rebounds

Miami Kamari Murphy (15), at Duke, 1/21/17  
Opponent Brice Johnson (15) vs. North Carolina, 2/20/16

### Two Players Grabbed 10 Rebounds

Miami Dewan Huell (12) and Bruce Brown (11), vs. Louisville, 1/24/18  
Opponent Jordan Murphy (14) and Reggie Lynch (10), Minnesota, 11/29/17

### Three Players Grabbed 10 Rebounds

Miami Mark Richardson (11), Eric Brown (10), Joe Wylie (10) vs. FIU, 3/6/89  
Opponent Matt Harpring (12), Dion Glover (10), Michael Maddox (10), Georgia Tech, 12/27/97

### Player Had 10 Assists

Miami Bruce Brown (10), vs. Gardner-Webb, 11/10/17  
Opponent John Gillon (11), at Syracuse, 1/4/17

### Player Had 10 Blocks

Miami Anthony King (10) vs. Florida Atlantic, 11/29/04  
Opponent Jarvis Varnado (10), Mississippi State, 12/13/07

### Player Had a Double-Double

Miami Anthony Lawrence II (25 pts, 13 reb), at Virginia Tech, 2/3/18  
Opponent Oshae Brissett (16 pts, 12 reb), vs. Syracuse, 2/17/18

### Player Had a Triple-Double

Miami Bruce Brown (10 pts, 11 reb, 11 ast), vs. Gardner-Webb, 11/10/17  
Opponent Brendan Haywood (18 pts, 14 reb, 10 blks), North Carolina, 12/4/00

### Two Players Had Double-Doubles

Miami Kamari Murphy (11 pts, 13 reb) and Davon Reed (10 pts, 12 reb) vs. Buffalo, 3/17/16  
Opponent Marvin Bagley III (13 pts, 12 reb) and Wendell Carter (15 pts, 14 reb), vs. Duke, 1/15/18

### Team Scored 100 Points

Miami 105, vs. Mississippi State, 11/19/15  
Opponent 103, at Florida State, 1/27/18

### Team Scored 90-99 Points

Miami 94, at Florida State, 1/27/18  
Opponent 96, at Wake Forest, 1/18/17

### Team Scored 50 Points in a Half

Miami 52 (2nd half) vs. Wake Forest, 2/7/18  
Opponent 50 (2nd half) vs. Wake Forest, 2/7/18

### Team Shot 50 Percent in Both Halves

Miami .536 (15-28) / .533 (16-30), at Notre Dame, 2/19/18  
Opponent .552 (16-29) / .556 (15-27), vs. Duke, 1/15/18

### Team Shot 60 Percent in a Half

Miami .600 (21-35), second half, at NC State, 1/21/18  
Opponent .607 (17-28), second half, at Notre Dame, 2/19/18

### Team Shot 70 Percent in a Half

Miami .720 (18-25), second half, vs. Middle Tennessee, 12/25/17

### Team Shot 60 Percent in a Game

Miami .600 (30-50), vs. Middle Tennessee, 12/25/17  
Opponent .600 (33-55), at Florida State, 1/27/18

### Team Shot Less Than 30 Percent in a Game

Miami .293 (12-41), vs. Eastern Kentucky, 12/19/14  
Opponent .290 (18-62), vs. South Carolina State, 12/6/16

### Team Won by 50+ Points

Miami 50, vs. Nova Southeastern, 11/16/09  
Opponent 53, by Notre Dame, 2/22/86

### Team won by 40-49 Points

Miami 49, vs. Western Carolina, 11/11/16  
Opponent 41, at North Carolina, 1/31/07

### Team Won by 30-39 Points

Miami 31, vs. Florida A&M, 11/16/17  
Opponent 32, at Charlotte, 11/28/00

### Overtime

Miami won in overtime 78-75 (OT) vs. Louisville, 1/24/18  
Miami lost in overtime 103-94 (OT) at Florida State, 1/27/18

### Rankings

Miami defeated a ranked opponent 80-74 vs. No. 24 Florida State, 1/7/18  
Miami lost to a ranked opponent 59-50 vs. No. 1 Virginia, 2/13/18  
Miami defeated a top 5 opponent 64-61 vs. No. 3 Virginia, 2/22/16  
Miami lost to a top 5 opponent 59-50 vs. No. 1 Virginia, 2/13/18

### THE LAST TIME A MIAMI FRESHMAN ...

**Scored 30 Points:** Bruce Brown (30), vs. North Carolina, 1/28/17

**Scored 20+ Points:** Lonnie Walker IV (23), at Florida State, 1/27/18

**Perfect from Field (5+ att):** Reggie Johnson (RS), 8-of-8, vs. Wake Forest, 3/11/10

**Perfect from 3-Pt (3+ att):** Anthony Lawrence, 4-of-4, vs. Notre Dame, 2/3/16

**10+ Rebounds:** Bruce Brown, 12, vs. George Washington, 12/22/16

**10+ Assists:** Bruce Brown, 10, vs. South Carolina State, 12/6/16

**5-9 Assists:** Chris Lykes, 5, vs. Pitt, 1/31/18

**5+ Steals:** Shane Larkin, 6, vs. North Carolina, 1/10/12

**4+ Blocks:** Raphael Akpejori, 4, McNeese State, 11/24/10

**Double-Double:** Bruce Brown (14 pts, 12 reb), vs. George Washington, 12/22/16

**Triple-Double:** Bruce Brown (11 pts, 11 reb, 10 ast), vs. South Carolina State, 12/6/16

## JIM LARRAÑAGA

7TH SEASON AT MIAMI, 34TH SEASON AS HEAD COACH

### COACHING EXPERIENCE

#### Head Coach

2011- Miami  
1997-2011 George Mason  
1986-97 Bowling Green  
1977-79 American International

#### Assistant Coach

1979-86 Virginia  
1971-76 Davidson

#### Player/Coach

1977 Geronemo Basketball Club (Belgium)

### IN THE HISTORY BOOKS

- 12th winningest active Division I head coach (628 wins)
- Tied for 17th in career wins in ACC games with Wake Forest's Horace McKinney and Georgia Tech's Paul Hewitt
- 21st in career wins while in ACC (158)

### PLAYING CAREER

Geronemo Basketball Club (Belgium) 1976-77  
Providence College, 1967-71  
Archbishop Molloy, 1963-67

### COACHING HONORS

AP, Naismith, Iba, Rupp Coach of the Year, 2013  
NABC All-District II, 2013  
USBWA District IV Coach of the Year, 2013, 2016  
Clair Bee National Coach of the Year, 2006  
ACC Coach of the Year, 2013, 2016  
CAA Coach of the Year, 1999, 2011  
MAC Coach of the Year, 1997

### TEAM HONORS

Eight NCAA tournament appearances  
1999, 2001, 2006, 2008, 2011, 2013, 2016, 2017  
Eight postseason NIT appearances  
1990, 1991, 1997, 2002, 2004, 2009, 2012, 2015  
11 20-win seasons

### PERSONAL

**Hometown** Bronx, N.Y.  
**Born** Oct. 2, 1949  
**Family** Wife: Liz, Sons: Jay and Jon  
Grandchildren: Tia, James, Jon Temple, Henry  
**Education** Providence College, 1971, B.A. Economics  
Archbishop Molloy High School, 1967

### NOTABLE COLLEGE PLAYERS COACHED

**Shane Larkin** (Miami) - Currently with Boston Celtics; 2013 NBA first-round draft pick (18th overall), 2013 ACC Player of the Year, ACC Tournament MVP, finalist for Cousy, Naismith & Wooden awards, All-ACC First Team and All-ACC Defensive Team, Lute Olson National Player of the Year, AP and NABC All-American (Second team)

**Sheldon Mac** (formerly McClellan) (Miami) - currently a free agent, formerly with Washington Wizards; 2016 All-ACC Second Team, ACC Tournament Second Team

**Davon Reed** (Miami) - Currently with Phoenix Suns; 32nd pick in 2017 NBA Draft, 2017 All-ACC Third Team

**Durand Scott** (Miami) - 2013 ACC Defensive Player of the Year, 2013 All-ACC Third Team, 2013 ACC Tournament First Team

**George Evans** (George Mason) - Three-time CAA Player of the Year, CAA Rookie of the Year, three-time CAA Defensive Player of the Year, three-time CAA All-Defensive Team

**Antonio Daniels** (Bowling Green) - Played 13 seasons in NBA; 1997 MAC Player of the Year, 1994 MAC Freshman of Year

### NOTABLE NBA PLAYERS COACHED

Lance Blanks (UVA)	Frank Booker (BGSU)	Rick Carlisle (UVA)
Antonio Daniels (BGSU)	Jeff Jones (UVA)	Andrew Kennedy (UVA)
Jeff Lamp (UVA)	Shane Larkin (UM)	Lewis Latimore (UVA)
Sheldon Mac (UM)	Jason Miskiri (GMU)	Olden Polynice (UVA)
Lee Raker (UVA)	Davon Reed (UM)	Ralph Sampson (UVA)
Tom Sheehey (UVA)	Clinton Venable (BGSU)	Othell Wilson (UVA)

### STUDENT-ATHLETE HONORS

#### At Miami

- One All-American
- One USBWA All-District IV selection
- One Basketball Times All-District
- One ACC Player of the Year
- One ACC Defensive Player of the Year
- One ACC Tournament MVP
- 14 All-ACC postseason selections
- Five ACC All-Defensive Team selections
- One ACC All-Rookie Team selection
- Four ACC Academic Honor Roll picks
- Seven ACC Players of the Week
- One ACC Rookie of the Week
- Six ACC All-Tournament team selections
- Two NIT All-Tournament Team picks
- Two NABC Honors Court selections

#### Prior to Miami

- Two All-Americans
- 28 All-CAA selections
- Nine CAA All-Defensive Team picks
- Eight CAA All-Rookie Team picks
- Three Dean Ehlers Award winners (given to CAA player who best meets criteria of academic achievement, leadership and community service)
- 12 All-MAC selections
- Two MAC Freshman of Year selections
- Four MAC All-Freshman Team picks

### YEAR-BY-YEAR

Year	School	Overall	Conference		
		W-L	W-L	Finish	Postseason
1977-78	American International	14-13			
1978-79	American International	13-13			
1986-87	Bowling Green	15-14	10-6	3	
1987-88	Bowling Green	12-16	7-9	t-5	
1988-89	Bowling Green	13-15	6-10	t-6	
1989-90	Bowling Green	18-11	9-7	t-3	NIT First Round (0-1)
1990-91	Bowling Green	17-13	9-7	t-4	NIT First Round (0-1)
1991-92	Bowling Green	14-15	8-8	5	
1992-93	Bowling Green	11-16	8-10	t-6	
1993-94	Bowling Green	18-10	12-6	t-2	
1994-95	Bowling Green	16-11	10-8	t-5	
1995-96	Bowling Green	14-13	9-9	t-6	
1996-97	Bowling Green	22-10	13-5	t-1	NIT First Round (0-1)
1997-98	George Mason	9-18	6-10	6	
1998-99	George Mason	19-11	13-3	1	NCAA First Round (0-1)
1999-00	George Mason	19-11	12-4	t-1	
2000-01	George Mason	18-12	11-5	3	NCAA First Round (0-1)
2001-02	George Mason	19-10	13-5	2	NIT First Round (0-1)
2002-03	George Mason	16-12	11-7	4	
2003-04	George Mason	23-10	12-6	3	NIT Third Round (2-1)
2004-05	George Mason	16-13	10-8	6	
2005-06	George Mason	27-8	15-3	t-1	NCAA Final Four (4-1)
2006-07	George Mason	18-15	9-9	5	
2007-08	George Mason	23-11	12-6	2	NCAA First Round (0-1)
2008-09	George Mason	22-11	13-5	2	NIT First Round (0-1)
2009-10	George Mason	17-15	12-6	4	CIT First Round (0-1)
2010-11	George Mason	27-7	16-2	1	NCAA Second Round (1-1)
2011-12	Miami	20-13	9-7	t-4	NIT Second Round (1-1)
2012-13	Miami	29-7	15-3	1	NCAA Sweet 16 (2-1)
2013-14	Miami	17-16	7-11	10	
2014-15	Miami	25-13	10-8	6	NIT Championship Game (4-1)
2015-16	Miami	27-8	13-5	t-2	NCAA Sweet 16 (2-1)
2016-17	Miami	21-12	10-8	t-7	NCAA First Round (0-1)
2017-18	Miami	19-8	8-7	-	
Overall		628-411	338-213		

2 years	American International	27-26 (.509)
11 years	Bowling Green	170-144 (.541)
14 years	George Mason	273-164 (.625)
7 years	Miami	158-77 (.672)
34 years		628-411 (.604)





**2017-18 Miami Men's Basketball**  
**Miami (FL) Combined Team Statistics (as of Feb 19, 2018)**  
**All games**

<b>RECORD:</b>	<b>OVERALL</b>	<b>HOME</b>	<b>AWAY</b>	<b>NEUTRAL</b>
ALL GAMES	19-8	9-3	7-4	3-1
CONFERENCE	8-7	4-3	4-4	0-0
NON-CONFERENCE	11-1	5-0	3-0	3-1

##	Player	gp-gs	min	avg	Total		3-Point		F-Throw		Rebounds										a	to	blk	stl	pts	avg
					fg-fga	fg%	3fg-fga	3fg%	ft-fa	ft%	off	def	tot	avg	pf	dq										
20	Dewan Huell	27-27	706	26.1	125-217	.576	0-3	.000	60-86	.698	55	123	178	6.6	50	0	11	38	27	13	310	11.5				
04	Lonnie Walker	27-13	717	26.6	107-256	.418	47-132	.356	47-60	.783	13	58	71	2.6	46	2	50	30	13	26	308	11.4				
11	Bruce Brown	19-19	640	33.7	78-188	.415	16-60	.267	44-70	.629	25	110	135	7.1	43	1	76	43	15	25	216	11.4				
02	Chris Lykes	27-7	556	20.6	81-199	.407	40-116	.345	41-60	.683	2	28	30	1.1	53	0	58	45	1	18	243	9.0				
01	DJ Vasiljevic	27-20	633	23.4	85-200	.425	56-145	.386	14-16	.875	13	55	68	2.5	42	0	11	13	2	12	240	8.9				
03	Anthony Lawrence	27-27	832	30.8	84-180	.467	32-74	.432	38-57	.667	41	140	181	6.7	67	1	67	47	25	39	238	8.8				
00	Ja'Quan Newton	27-21	699	25.9	89-199	.447	4-24	.167	50-83	.602	14	52	66	2.4	41	0	74	47	3	27	232	8.6				
15	Ebuka Izundu	27-1	394	14.6	60-86	.698	0-0	.000	10-26	.385	44	52	96	3.6	62	1	5	23	18	13	130	4.8				
21	Sam Waardenburg	16-0	210	13.1	20-46	.435	13-25	.520	7-8	.875	18	23	41	2.6	20	0	4	10	4	7	60	3.8				
14	Rodney Miller	13-0	44	3.4	6-11	.545	0-0	.000	1-9	.111	2	4	6	0.5	6	0	0	3	1	0	13	1.0				
05	Mike Robinson	5-0	10	2.0	1-2	.500	1-1	1.000	0-0	.000	0	0	0	0.0	0	0	1	0	0	0	3	0.6				
35	Chris Stowell	5-0	9	1.8	0-1	.000	0-1	.000	0-0	.000	0	1	1	0.2	0	0	0	0	0	0	0	0.0				
Team											40	35	75		1			9			2					
Total.....		27	5450		736-1585	.464	209-581	.360	312-475	.657	267	681	948	35.1	431	5	357	308	109	180	1995	73.9				
Opponents.....		27	5450		655-1556	.421	175-545	.321	306-421	.727	261	656	917	34.0	450	7	331	358	90	152	1793	66.4				

<b>TEAM STATISTICS</b>	<b>UM</b>	<b>OPP</b>	<b>Date</b>	<b>Opponent</b>	<b>Score</b>	<b>Att.</b>
SCORING	1995	1793	11/10/17	GARDNER-WEBB	w 77-45	7073
Points per game	73.9	66.4	11/12/17	NAVY	w 89-55	6611
Scoring margin	+7.5	-	11/16/17	FLORIDA A&M	w 90-59	6735
FIELD GOALS-ATT	736-1585	655-1556	1 11/22/17	vs La Salle	w 57-46	6735
Field goal pct	.464	.421	11/25/17	NORTH FLORIDA	w 86-65	7189
3 POINT FG-ATT	209-581	175-545	11/29/17	at Minnesota	w 86-81	14625
3-point FG pct	.360	.321	2 12/02/17	vs Princeton	w 80-52	8426
3-pt FG made per game	7.7	6.5	12/05/17	BOSTON UNIVERSITY	w 69-54	6893
FREE THROWS-ATT	312-475	306-421	12/16/17	at George Washington	w 59-50	3862
Free throw pct	.657	.727	3 12/22/17	at Hawai'i	w 75-57	7669
F-Throws made per game	11.6	11.3	3 12/23/17	vs New Mexico State	L 54-63	5946
REBOUNDS	948	917	3 12/25/17	vs Middle Tennessee	w 84-81	6062
Rebounds per game	35.1	34.0	* 12/30/17	at Pitt	w 67-53	5307
Rebounding margin	+1.1	-	* 01/03/18	at Georgia Tech	L 54-64	5568
ASSISTS	357	331	* 01/07/18	FLORIDA STATE	w 80-74	7647
Assists per game	13.2	12.3	* 01/13/18	at Clemson	L 63-72	9000
TURNOVERS	308	358	* 01/15/18	DUKE	L 75-83	7972
Turnovers per game	11.4	13.3	* 01/21/18	at NC State	w 86-81	17265
Turnover margin	+1.9	-	* 01/24/18	LOUISVILLE	Wot 78-75	7190
Assist/turnover ratio	1.2	0.9	* 01/27/18	at Florida State	Lot 94-103	11675
STEALS	180	152	* 01/31/18	PITT	w 69-57	7169
Steals per game	6.7	5.6	* 02/03/18	at Virginia Tech	w 84-75	9275
BLOCKS	109	90	* 02/07/18	WAKE FOREST	w 87-81	6774
Blocks per game	4.0	3.3	* 02/10/18	at Boston College	L 70-72	7740
ATTENDANCE	85465	128304	* 02/13/18	VIRGINIA	L 50-59	7333
Home games-Avg/Game	12-7122	11-9194	* 02/17/18	SYRACUSE	L 55-62	6879
Neutral site-Avg/Game	-	4-6792	* 02/19/18	at Notre Dame	w 77-74	9149

<b>Score by Periods</b>	<b>1st</b>	<b>2nd</b>	<b>OT</b>	<b>Totals</b>
Miami (FL)	920	1055	20	1995
Opponents	786	981	26	1793

\* = Conference game  
1 = Reading, Pa.  
2 = Hoophall Miami Invitational, Miami, Fla.  
3 = Diamond Head Classic, Honolulu, Hawaii



**2017-18 Miami Men's Basketball**  
**Miami (FL) Combined Team Statistics (as of Feb 19, 2018)**  
**ACC games only**

<b>RECORD:</b>	<b>OVERALL</b>	<b>HOME</b>	<b>AWAY</b>	<b>NEUTRAL</b>
ALL GAMES	8-7	4-3	4-4	0-0
CONFERENCE	8-7	4-3	4-4	0-0
NON-CONFERENCE	0-0	0-0	0-0	0-0

			Total				3-Point		F-Throw		Rebounds													
##	Player	gp-gs	min	avg	fg-fga	fg%	3fg-fga	3fg%	ft-fa	ft%	off	def	tot	avg	pf	dq	a	to	blk	stl	pts	avg		
04	Lonnie Walker	15-12	470	31.3	70-172	.407	32-89	.360	34-40	.850	7	31	38	2.5	33	2	33	18	10	17	206	13.7		
11	Bruce Brown	8-8	273	34.1	32-81	.395	6-24	.250	24-34	.706	13	41	54	6.8	23	1	26	22	11	13	94	11.8		
02	Chris Lykes	15-7	364	24.3	53-129	.411	23-73	.315	38-54	.704	1	17	18	1.2	29	0	42	29	1	7	167	11.1		
03	Anthony Lawrence	15-15	491	32.7	53-117	.453	19-44	.432	21-31	.677	22	86	108	7.2	35	0	36	27	13	29	146	9.7		
20	Dewan Huell	15-15	410	27.3	57-115	.496	0-2	.000	29-42	.690	35	68	103	6.9	26	0	6	25	12	7	143	9.5		
00	Ja'Quan Newton	15-9	353	23.5	40-94	.426	2-10	.200	29-48	.604	12	23	35	2.3	26	0	39	24	0	13	111	7.4		
01	DJ Vasiljevic	15-8	315	21.0	36-95	.379	26-74	.351	4-5	.800	9	23	32	2.1	21	0	6	7	0	6	102	6.8		
15	Ebuka Izundu	15-1	207	13.8	34-47	.723	0-0	.000	3-10	.300	19	25	44	2.9	35	1	1	7	7	8	71	4.7		
21	Sam Waardenburg	10-0	151	15.1	13-25	.520	11-19	.579	7-8	.875	9	17	26	2.6	15	0	3	5	3	6	44	4.4		
14	Rodney Miller	6-0	16	2.7	1-4	.250	0-0	.000	1-4	.250	2	1	3	0.5	2	0	0	1	1	0	3	0.5		
	Team										25	16	41		1			4			2			
	Total.....	15	3050		389-879	.443	119-335	.355	190-276	.688	154	348	502	33.5	246	4	192	169	58	106	1089	72.6		
	Opponents.....	15	3050		393-839	.468	106-297	.357	191-269	.710	132	375	507	33.8	246	4	206	192	64	87	1085	72.3		

**LAST 5 GAMES**

<b>RECORD:</b>	<b>OVERALL</b>	<b>HOME</b>	<b>AWAY</b>	<b>NEUTRAL</b>
ALL GAMES	2-3	1-2	1-1	0-0
CONFERENCE	2-3	1-2	1-1	0-0
NON-CONFERENCE	0-0	0-0	0-0	0-0

##	Player	gp-gs	min	avg	Total		3-Point		F-Throw		Rebounds				pf	dq	a	to	blk	stl	pts	avg
					fg-fga	fg%	3fg-fga	3fg%	ft-fa	ft%	off	def	tot	avg								
02	Chris Lykes	5-4	140	28.0	22-52	.423	8-27	.296	19-25	.760	0	7	7	1.4	11	0	13	9	0	3	71	14.2
04	Lonnie Walker	5-5	159	31.8	21-54	.389	10-30	.333	10-11	.909	1	5	6	1.2	11	1	14	7	3	2	62	12.4
00	Ja'Quan Newton	5-1	125	25.0	19-37	.514	1-6	.167	12-20	.600	3	9	12	2.4	9	0	10	6	0	4	51	10.2
01	DJ Vasiljevic	5-4	111	22.2	14-34	.412	11-27	.407	1-1	1.000	4	10	14	2.8	10	0	2	4	0	1	40	8.0
15	Ebuka Izundu	5-1	86	17.2	16-19	.842	0-0	.000	1-5	.200	11	10	21	4.2	11	0	0	2	3	6	33	6.6
21	Sam Waardenburg	5-0	89	17.8	9-18	.500	9-15	.600	5-6	.833	3	6	9	1.8	7	0	1	1	1	5	32	6.4
20	Dewan Huell	5-5	119	23.8	11-26	.423	0-0	.000	4-8	.500	6	24	30	6.0	9	0	0	10	5	1	26	5.2
03	Anthony Lawrence	5-5	163	32.6	6-32	.188	2-15	.133	9-14	.643	5	25	30	6.0	6	0	19	9	2	12	23	4.6
14	Rodney Miller	3-0	8	2.7	0-0	.000	0-0	.000	1-4	.250	0	0	0	0.0	1	0	0	0	0	0	1	0.3
Team											10	4	14				2					
Total.....		5	1000		118-272	.434	41-120	.342	62-94	.660	43	100	143	28.6	75	1	59	50	14	34	339	67.8
Opponents.....		5	1000		131-268	.489	34-94	.362	52-69	.754	42	127	169	33.8	86	1	72	63	19	26	348	69.6



**2017-18 Miami Men's Basketball**  
**Miami (FL) Game-by-Game Highs (as of Feb 19, 2018)**  
**All games**

Opponent	Date	Score	Points	Rebounds	Assists	Steals	Blocked shots
GARDNER-WEBB	11/10/17	77-45	14-Dewan Huell Ebuka Izundu	11-Bruce Brown	10-Bruce Brown	2-Anthony Lawrence	2-Dewan Huell
NAVY	11/12/17	89-55	16-DJ Vasiljevic	10-Dewan Huell	6-Bruce Brown	2-DJ Vasiljevic Chris Lykes	2-Anthony Lawrence Ebuka Izundu
FLORIDA A&M	11/16/17	90-59	15-Ja'Quan Newton DJ Vasiljevic Bruce Brown	8-Bruce Brown	4-Bruce Brown Chris Lykes Ja'Quan Newton	2-Dewan Huell Bruce Brown	3-Ebuka Izundu
vs La Salle	11/22/17	57-46	16-Dewan Huell	11-Bruce Brown	5-Anthony Lawrence	2-Ja'Quan Newton Lonnie Walker	3-Anthony Lawrence
NORTH FLORIDA	11/25/17	86-65	14-Anthony Lawrence Bruce Brown	7-Bruce Brown Ebuka Izundu	4-Chris Lykes Bruce Brown	3-Anthony Lawrence Bruce Brown	1-Sam Waardenburg
at Minnesota	11/29/17	86-81	23-Dewan Huell	9-Bruce Brown	9-Ja'Quan Newton	3-Chris Lykes	2-Ebuka Izundu
vs Princeton	12/02/17	80-52	20-DJ Vasiljevic	10-Anthony Lawrence	5-Ja'Quan Newton	3-Ja'Quan Newton	2-Anthony Lawrence
BOSTON UNIVERSITY	12/05/17	69-54	26-Lonnie Walker	7-Lonnie Walker	6-Anthony Lawrence	3-Ja'Quan Newton	3-Dewan Huell
at George Washington	12/16/17	59-50	15-Dewan Huell	12-Dewan Huell	3-Lonnie Walker Ja'Quan Newton Anthony Lawrence Bruce Brown	3-Bruce Brown	1-Lonnie Walker Ebuka Izundu Anthony Lawrence Dewan Huell
at Hawai'i	12/22/17	75-57	16-Ja'Quan Newton Dewan Huell	6-Dewan Huell	8-Bruce Brown	2-Lonnie Walker	2-Dewan Huell Ebuka Izundu
vs New Mexico State	12/23/17	54-63	15-DJ Vasiljevic	9-Dewan Huell	1-DJ Vasiljevic Dewan Huell Anthony Lawrence Bruce Brown	1-Ebuka Izundu	2-Dewan Huell Anthony Lawrence
vs Middle Tennessee	12/25/17	84-81	21-Dewan Huell	6-Bruce Brown	6-Ja'Quan Newton	2-Bruce Brown	1-Bruce Brown Dewan Huell Anthony Lawrence
at Pitt	12/30/17	67-53	12-Anthony Lawrence	7-Dewan Huell	4-Ja'Quan Newton	2-DJ Vasiljevic Ja'Quan Newton	3-Anthony Lawrence
at Georgia Tech	01/03/18	54-64	13-Dewan Huell	12-Anthony Lawrence	5-Chris Lykes	3-Bruce Brown	4-Bruce Brown
FLORIDA STATE	01/07/18	80-74	23-Bruce Brown	12-Anthony Lawrence	4-Ja'Quan Newton DJ Vasiljevic	2-DJ Vasiljevic	2-Dewan Huell
at Clemson	01/13/18	63-72	16-Lonnie Walker Anthony Lawrence	7-Dewan Huell Bruce Brown Lonnie Walker	2-Dewan Huell	2-Bruce Brown Anthony Lawrence Dewan Huell	2-Bruce Brown
DUKE	01/15/18	75-83	19-Lonnie Walker	13-Dewan Huell	2-Bruce Brown Ja'Quan Newton Lonnie Walker Chris Lykes	5-Anthony Lawrence	2-Anthony Lawrence
at NC State	01/21/18	86-81	19-Bruce Brown	4-DJ Vasiljevic Bruce Brown	9-Bruce Brown	2-Lonnie Walker Ja'Quan Newton	1-Chris Lykes Dewan Huell
LOUISVILLE	01/24/18	78-75	25-Lonnie Walker	12-Dewan Huell	4-Chris Lykes	3-Bruce Brown	3-Bruce Brown
at Florida State	01/27/18	94-103	23-Lonnie Walker	7-Bruce Brown	5-Lonnie Walker Chris Lykes Bruce Brown	2-Dewan Huell Anthony Lawrence	1-Bruce Brown Lonnie Walker Ebuka Izundu
PITT	01/31/18	69-57	16-Lonnie Walker	10-Anthony Lawrence	5-Chris Lykes	2-Anthony Lawrence	1-Ebuka Izundu
at Virginia Tech	02/03/18	84-75	25-Anthony Lawrence	13-Anthony Lawrence	4-Ja'Quan Newton	2-Lonnie Walker	3-Anthony Lawrence
WAKE FOREST	02/07/18	87-81	19-Lonnie Walker	10-Dewan Huell	5-Chris Lykes	3-Anthony Lawrence	3-Lonnie Walker
at Boston College	02/10/18	70-72	17-DJ Vasiljevic	9-Anthony Lawrence	4-Anthony Lawrence	3-Sam Waardenburg	1-Dewan Huell Anthony Lawrence
VIRGINIA	02/13/18	50-59	19-Chris Lykes	7-Anthony Lawrence	2-Anthony Lawrence Lonnie Walker	2-Anthony Lawrence	1-Dewan Huell Anthony Lawrence Ebuka Izundu
SYRACUSE	02/17/18	55-62	14-Chris Lykes	10-Dewan Huell	5-Anthony Lawrence	3-Anthony Lawrence	1-Sam Waardenburg Dewan Huell
at Notre Dame	2/19/18	77-74	19-Lonnie Walker	8-Ebuka Izundu	6-Anthony Lawrence	3-Ebuka Izundu	2-Ebuka Izundu





**2017-18 Miami Men's Basketball**  
**Miami (FL) Team Game-by-Game Comparison (as of Feb 19, 2018)**  
**All games**

Opponent	1st	2nd	Score	Mar	Total FG	FG Pct	3-Pointers	3FG Pct	Free Throws	FT Pct	Rebounds	Assist	T/Over	Block	Steal	Fouls
GARDNER-WEBB	27/23	50/22	77-45	+32	30-60/20-63	.500/.317	7-26/4-16	.269/.250	10-21/1-6	.476/.167	48/36 +12	21/10	12/14	3/0	5/5	15/19
NAVY	41/24	48/31	89-55	+34	35-64/21-63	.547/.333	9-23/6-21	.391/.286	10-16/7-9	.625/.778	42/33 +9	15/14	12/16	7/2	9/7	12/15
FLORIDA A&M	46/22	44/37	90-59	+31	34-58/24-59	.586/.407	12-26/5-16	.462/.313	10-22/6-6	.455/1000	36/28 +8	15/12	12/19	5/2	8/6	12/18
La Salle	19/19	38/27	57-46	+11	22-60/15-52	.367/.288	5-15/0-15	.333/.000	8-14/16-17	.571/.941	40/38 +2	10/3	10/15	5/3	6/4	16/18
NORTH FLORIDA	38/25	48/40	86-65	+21	33-66/23-59	.500/.390	3-15/8-26	.200/.308	17-23/11-12	.739/.917	39/32 +7	16/10	14/20	1/1	9/8	16/18
Minnesota	36/36	50/45	86-81	+5	35-69/28-63	.507/.444	10-25/5-16	.400/.313	6-11/20-26	.545/.769	34/41 (7)	20/12	8/12	4/12	8/4	20/13
Princeton	38/20	42/32	80-52	+28	30-60/19-61	.500/.311	14-25/8-32	.560/.250	6-9/6-9	.667/.667	39/31 +8	16/10	12/11	4/2	5/5	15/13
BOSTON UNIVERSITY	30/30	39/24	69-54	+15	25-48/21-65	.521/.323	11-21/7-25	.524/.280	8-15/5-8	.533/.625	35/32 +3	10/11	15/13	6/0	6/9	13/16
George Washington	32/15	27/35	59-50	+9	25-61/19-63	.410/.302	5-21/4-18	.238/.222	4-8/8-12	.500/.667	39/44 (5)	13/8	8/11	4/3	6/6	14/12
Hawai'i	33/33	42/24	75-57	+18	30-57/21-50	.526/.420	5-13/8-23	.385/.348	10-13/7-10	.769/.700	31/26 +5	11/13	9/16	5/0	6/3	15/17
New Mexico State	25/29	29/34	54-63	(9)	18-53/24-67	.340/.358	2-18/7-25	.111/.280	16-22/8-13	.727/.615	38/43 (5)	4/7	14/8	4/1	1/6	17/19
Middle Tennessee	34/29	50/52	84-81	+3	30-50/27-52	.600/.519	7-18/7-15	.389/.467	17-25/20-24	.680/.833	25/26 (1)	14/15	13/11	3/0	5/2	20/26
Pitt	30/19	37/34	67-53	+14	27-55/19-47	.491/.404	5-14/4-16	.357/.250	8-9/11-13	.889/.846	31/23 +8	11/10	15/19	8/3	8/5	12/14
Georgia Tech	28/28	26/36	54-64	(10)	21-56/23-59	.375/.390	4-19/1-10	.211/.100	8-11/17-23	.727/.739	39/38 +1	12/8	18/11	7/5	7/13	18/13
FLORIDA STATE	45/32	35/42	80-74	+6	26-51/25-69	.510/.362	5-16/5-24	.313/.208	23-32/17-26	.719/.654	32/44 (12)	15/10	15/15	2/5	6/11	20/22
Clemson	30/34	33/38	63-72	(9)	24-63/22-50	.381/.440	6-23/12-21	.261/.571	9-18/16-17	.500/.941	37/36 +1	5/13	8/12	5/7	10/2	18/16
DUKE	40/42	35/41	75-83	(8)	29-78/31-56	.372/.554	9-25/11-21	.360/.524	8-10/10-21	.800/.476	38/43 (5)	10/18	11/19	2/5	13/8	16/10
NC State	36/32	50/49	86-81	+5	34-59/31-57	.576/.544	10-19/7-18	.526/.389	8-12/12-16	.667/.750	24/29 (5)	26/22	10/15	2/3	9/4	16/12
LOUISVILLE	37/38	32/31	78-75	+3	24-65/27-65	.369/.415	6-22/5-22	.273/.227	22-31/16-25	.710/.640	49/38 +11	13/8	14/11	7/10	8/9	19/22
Florida State	39/44	44/39	94-103	(9)	34-68/33-55	.500/.600	17-34/9-19	.500/.474	9-13/28-39	.692/.718	29/35 (6)	17/16	7/7	3/2	4/2	25/15
PITT	34/25	35/32	69-57	+12	23-55/22-53	.418/.415	6-22/10-30	.273/.333	17-23/3-3	.739/1000	39/24 +15	15/16	8/11	1/2	3/3	11/19
Virginia Tech	44/32	40/43	84-75	+9	29-57/29-60	.509/.483	10-21/8-22	.476/.364	16-23/9-17	.696/.529	41/28 +13	9/13	13/9	7/3	4/4	16/17
WAKE FOREST	35/31	52/50	87-81	+6	26-55/31-65	.473/.477	9-22/9-22	.409/.409	26-37/10-15	.703/.667	33/35 (2)	14/18	9/13	5/2	7/6	15/26
Boston College	44/43	26/29	70-72	(2)	23-53/25-50	.434/.500	10-27/7-19	.370/.368	14-20/15-19	.700/.789	32/32 -	11/14	15/16	2/6	8/7	20/18
VIRGINIA	16/27	34/32	50-59	(9)	18-47/22-48	.383/.458	6-21/6-17	.286/.353	8-11/9-12	.727/.750	24/32 (8)	6/15	11/11	3/2	5/5	13/15
SYRACUSE	25/25	30/37	55-62	(7)	20-59/25-52	.339/.481	7-31/5-16	.226/.313	8-12/7-9	.667/.778	29/37 (8)	13/11	7/11	2/7	7/4	13/14
Notre Dame	38/29	39/45	77-74	+3	31-58/28-53	.534/.528	9-19/7-20	.474/.350	6-14/11-14	.429/.786	25/33 (8)	15/14	8/12	2/2	7/4	14/13

Note: Game totals are displayed in the format TEAM/OPPONENT for each category



**Miami (FL) Points-Rebounds-Assists (as of Feb 19, 2018)**  
**All games**

Opponent	Date	Score	00		01		02		03		04		05		11	
			NEWTON,JA'	VASILJEVIC	LYKES,CHRI	LAWRENCE,A	WALKER,LON	ROBINSON,M	BROWN,BRUC							
GARDNER-WEBB	11/10/17	77-45	w	13-0-1	7-2-0	3-1-1	3-7-1	10-2-5	3-0-0	10-11-10						
NAVY	11/12/17	89-55	w	14-3-1	16-3-0	8-1-2	10-7-2	8-2-1	0-0-0	3-6-6						
FLORIDA A&M	11/16/17	90-59	w	15-3-4	15-4-2	13-1-4	11-4-1	5-2-0	0-0-0	15-8-4						
vs La Salle	11/22/17	57-46	w	4-3-0	8-1-0	0-1-0	7-10-5	5-2-2	DNP	7-11-3						
NORTH FLORIDA	11/25/17	86-65	w	12-1-3	2-2-0	10-0-4	14-4-3	7-1-1	0-0-0	14-7-4						
at Minnesota	11/29/17	86-81	w	12-3-9	11-2-0	10-1-0	8-7-4	6-2-1	DNP	16-9-5						
vs Princeton	12/02/17	80-52	w	4-2-5	20-3-1	5-1-2	5-10-3	12-5-1	0-0-1	17-8-3						
BOSTON UNIVERSITY	12/05/17	69-54	w	9-6-1	15-5-0	8-0-0	5-2-6	26-7-2	DNP	DNP						
at George Washington	12/16/17	59-50	w	8-4-3	10-1-0	3-0-1	5-9-3	13-5-3	DNP	3-3-3						
at Hawai'i	12/22/17	75-57	w	16-2-2	6-3-0	7-5-0	11-4-0	8-1-1	DNP	4-5-8						
vs New Mexico State	12/23/17	54-63	L	5-3-0	15-5-1	1-1-0	4-4-1	2-4-0	DNP	13-7-1						
vs Middle Tennessee	12/25/17	84-81	w	9-1-6	13-5-1	8-0-2	9-5-2	0-0-0	DNP	20-6-3						
at Pitt	12/30/17	67-53	w	11-3-4	3-2-0	10-1-0	12-6-2	8-0-1	DNP	11-5-3						
at Georgia Tech	01/03/18	54-64	L	6-1-3	3-1-0	8-0-5	9-12-1	6-5-0	DNP	9-9-2						
FLORIDA STATE	01/07/18	80-74	w	0-0-4	8-3-4	18-1-2	2-12-2	5-0-0	DNP	23-4-2						
at Clemson	01/13/18	63-72	L	4-0-0	0-0-0	13-1-1	16-4-0	16-7-1	DNP	4-7-1						
DUKE	01/15/18	75-83	L	3-1-2	0-2-0	13-1-2	13-7-1	19-2-2	DNP	7-7-2						
at NC State	01/21/18	86-81	w	5-0-7	6-4-0	6-2-5	15-3-4	12-2-1	DNP	19-4-9						
LOUISVILLE	01/24/18	78-75	w	12-7-2	0-0-0	9-0-4	2-6-1	25-4-3	DNP	8-11-2						
at Florida State	01/27/18	94-103	L	4-3-1	20-2-0	0-0-5	19-5-1	23-4-5	DNP	13-7-5						
PITT	01/31/18	69-57	w	3-2-2	8-3-0	13-3-5	10-10-3	16-5-3	DNP	DNP						
at Virginia Tech	02/03/18	84-75	w	12-6-4	14-1-0	6-2-0	25-13-2	14-3-3	DNP	DNP						
WAKE FOREST	02/07/18	87-81	w	16-3-1	9-5-1	13-2-5	4-4-2	19-3-4	DNP	DNP						
at Boston College	02/10/18	70-72	L	11-3-3	17-6-0	16-3-2	6-9-4	6-0-2	DNP	DNP						
VIRGINIA	02/13/18	50-59	L	4-4-1	5-0-0	19-1-1	2-7-2	6-0-2	DNP	DNP						
SYRACUSE	02/17/18	55-62	L	8-0-1	6-3-1	14-0-4	4-4-5	12-0-2	DNP	DNP						
at Notre Dame	2/19/18	77-74	w	12-2-4	3-0-0	9-1-1	7-6-6	19-3-4	DNP	DNP						

Opponent	Date	Score	14		15		20		21		35	
			MILLER,ROD	IZUNDU,EBU	HUELLE,DEWA	WAARDENBU	STOWELL,CH					
GARDNER-WEBB	11/10/17	77-45	w	0-1-0	14-10-1	14-8-2	DNP	0-0-0				
NAVY	11/12/17	89-55	w	4-0-0	12-4-2	14-10-1	DNP	0-1-0				
FLORIDA A&M	11/16/17	90-59	w	2-1-0	4-6-0	10-5-0	DNP	0-0-0				
vs La Salle	11/22/17	57-46	w	0-0-0	3-2-0	16-7-0	7-2-0	DNP				
NORTH FLORIDA	11/25/17	86-65	w	DNP	5-7-0	13-6-0	9-6-1	0-0-0				
at Minnesota	11/29/17	86-81	w	DNP	0-3-1	23-2-0	0-1-0	DNP				
vs Princeton	12/02/17	80-52	w	2-0-0	6-4-0	9-1-0	0-4-0	0-0-0				
BOSTON UNIVERSITY	12/05/17	69-54	w	DNP	0-5-0	6-6-1	0-2-0	DNP				
at George Washington	12/16/17	59-50	w	DNP	2-3-0	15-12-0	DNP	DNP				
at Hawai'i	12/22/17	75-57	w	DNP	7-3-0	16-6-0	DNP	DNP				
vs New Mexico State	12/23/17	54-63	L	0-1-0	4-3-0	10-9-1	0-0-0	DNP				
vs Middle Tennessee	12/25/17	84-81	w	2-0-0	2-2-0	21-3-0	DNP	DNP				
at Pitt	12/30/17	67-53	w	0-0-0	4-5-1	8-7-0	DNP	DNP				
at Georgia Tech	01/03/18	54-64	L	0-0-0	0-1-0	13-8-1	DNP	DNP				
FLORIDA STATE	01/07/18	80-74	w	DNP	4-1-0	20-8-1	DNP	DNP				
at Clemson	01/13/18	63-72	L	DNP	0-3-0	10-7-2	DNP	DNP				
DUKE	01/15/18	75-83	L	DNP	2-3-0	18-13-1	DNP	DNP				
at NC State	01/21/18	86-81	w	DNP	15-3-0	8-2-0	0-0-0	DNP				
LOUISVILLE	01/24/18	78-75	w	DNP	2-1-0	18-12-0	0-7-1	DNP				
at Florida State	01/27/18	94-103	L	DNP	2-0-0	8-6-0	5-1-0	DNP				
PITT	01/31/18	69-57	w	DNP	4-4-0	11-6-1	4-4-1	DNP				
at Virginia Tech	02/03/18	84-75	w	2-3-0	5-2-0	3-4-0	3-5-0	DNP				
WAKE FOREST	02/07/18	87-81	w	1-0-0	3-2-0	10-10-0	12-3-1	DNP				
at Boston College	02/10/18	70-72	L	0-0-0	6-4-0	2-4-0	6-0-0	DNP				
VIRGINIA	02/13/18	50-59	L	DNP	8-5-0	0-3-0	6-0-0	DNP				
SYRACUSE	02/17/18	55-62	L	DNP	2-2-0	7-10-0	2-4-0	DNP				
at Notre Dame	2/19/18	77-74	w	0-0-0	14-8-0	7-3-0	6-2-0	DNP				



# Official Basketball Box Score -- Game Totals -- Final Statistics

Gardner-Webb vs Miami (FL)  
11/10/17 8:00 pm at Coral Gables, Fla. (Watsco Center)

Gardner-Webb 45 • 0-1

#	Player	Total		3-Ptr		Rebounds			PF	TP	A	TO	Blk	Stl	Min
		FG-FGA	FG-FGA	FT-FTA	FT-FTA	Off	Def	Tot							
25	DJ Laster	1	5-13	0-1	0-0	3	5	8	3	10	1	4	0	2	25
31	L'Hassane Niangane	c	0-2	0-0	0-1	2	4	6	5	0	0	1	0	0	13
00	Jamaal Robateau	g	1-6	1-3	0-0	0	4	4	0	3	1	0	0	0	25
04	Christian Turner	g	1-2	0-0	0-0	0	0	0	1	2	1	2	0	1	16
11	David Efanayi	g	4-14	1-4	0-1	0	4	4	4	9	0	4	0	1	29
02	Jaheam Cornwall	g	0-3	0-1	0-2	0	0	0	1	0	4	0	0	0	18
01	Eric Jamison	g	3-5	0-0	0-0	1	2	3	1	6	0	0	0	0	16
05	Liam O'Reilly	g	3-8	2-3	1-1	1	3	4	0	9	1	1	0	0	25
10	Nate Johnson	g	2-6	0-4	0-1	0	3	3	0	4	2	0	0	1	16
14	Brandon Miller	g	1-4	0-0	0-0	1	0	1	4	2	0	2	0	0	17
Team						2	1	3							
Totals			20-63	4-16	1-6	10	26	36	19	45	10	14	0	5	200
FG % 1st Half:		10-31	32.3%	2nd half:	10-32	31.3%	Game:	20-63	31.7%	Deadball Rebounds					
3FG % 1st Half:		2-5	40.0%	2nd half:	2-11	18.2%	Game:	4-16	25.0%						
FT % 1st Half:		1-2	50.0%	2nd half:	0-4	0.0%	Game:	1-6	16.7%						

Miami (FL) 77 • 1-0

#	Player	Total		3-Ptr		Rebounds			PF	TP	A	TO	Blk	Stl	Min
		FG-FGA	FG-FGA	FT-FTA	FT-FTA	Off	Def	Tot							
20	Dewan Huell	f	6-9	0-0	2-3	2	6	8	1	14	2	3	2	1	18
00	Ja'Quan Newton	g	4-6	1-2	4-8	0	0	0	1	13	1	0	0	0	28
01	DJ Vasiljevic	g	2-12	1-10	2-2	0	2	2	1	7	0	0	0	0	30
03	Anthony Lawrence	g	1-4	1-3	0-0	3	4	7	3	3	1	0	0	2	22
11	Bruce Brown	g	5-9	0-2	0-3	1	10	11	2	10	10	1	0	1	31
02	Chris Lykes	g	1-6	1-5	0-0	0	1	1	3	3	1	4	0	1	18
04	Lonnie Walker	g	4-5	2-3	0-0	1	1	2	0	10	5	2	0	0	25
05	Mike Robinson	g	1-1	1-1	0-0	0	0	0	0	3	0	0	0	0	1
14	Rodney Miller	g	0-1	0-0	0-1	0	0	1	0	0	0	0	0	0	4
15	Ebuka Izundu	g	6-7	0-0	2-4	2	8	10	4	14	1	1	1	0	22
35	Chris Stowell	g	0-0	0-0	0-0	0	0	0	0	0	0	0	0	0	1
Team						3	3	6							
Totals			30-60	7-26	10-21	12	36	48	15	77	21	12	3	5	200
FG % 1st Half:		9-27	33.3%	2nd half:	21-33	63.6%	Game:	30-60	50.0%	Deadball Rebounds					
3FG % 1st Half:		1-13	7.7%	2nd half:	6-13	46.2%	Game:	7-26	26.9%						
FT % 1st Half:		8-15	53.3%	2nd half:	2-6	33.3%	Game:	10-21	47.6%						

Officials: Brian Dorsey, Raymond Stynors Jr., William Humes  
Technical fouls: Gardner-Webb-None, Miami (FL)-None.  
Attendance: 7073

Score by periods	1st	2nd	Total
Gardner-Webb	23	22	45
Miami (FL)	27	50	77

Last FG - GWU 2nd-00:15, UM 2nd-00:30.  
Largest lead - GWU by 7 1st-16:59, UM by 37 2nd-04:34.  
GWU led for 05:42, UM led for 30:55. Game was tied for 03:23.

Points	In Paint	Off T/O	2nd Chance	Fast Break	Bench
Gardner-Webb	30	15	5	2	21
UM	42	15	12	4	30

Score tied - 3 times.  
Lead changed - 1 time.

# Official Basketball Box Score -- Game Totals -- Final Statistics

Navy vs Miami (FL)  
11/12/17 4:39 pm at Coral Gables, Fla. (Watsco Center)

Navy 55 • 1-1

#	Player	Total		3-Ptr		Rebounds			PF	TP	A	TO	Blk	Stl	Min
		FG-FGA	FG-FGA	FT-FTA	FT-FTA	Off	Def	Tot							
01	Lacey, Tom	*	5-7	0-0	0-0	1	4	5	0	10	2	1	2	0	24
02	Abdullah, Hasan	*	5-13	3-7	0-0	1	0	1	1	13	1	4	0	3	26
14	Dulin, Bryce	*	0-5	0-1	0-0	3	5	8	1	0	4	1	0	1	26
20	Anderson, Shawn	*	2-9	0-0	2-2	1	4	5	2	6	2	3	0	1	23
40	Wieck, Evan	*	1-3	0-0	0-0	2	1	3	2	2	2	0	0	1	19
00	Fox, Nourse	*	1-3	0-1	0-0	0	0	0	2	2	0	2	0	1	12
03	Cullen, Matt	*	0-1	0-1	0-0	0	0	0	0	0	1	0	0	0	4
05	Pearson, Ryan	*	0-3	0-2	0-0	0	1	1	0	0	1	0	0	0	7
15	Antonelli, Dominick	*	1-2	1-2	0-0	0	0	0	0	3	0	1	0	0	4
21	Kiernan, George	*	3-8	2-6	3-3	0	1	1	4	11	0	1	0	0	13
22	Davis, Cam	*	0-2	0-0	0-0	0	0	0	1	0	0	1	0	0	14
23	Lewis, Mo	*	2-4	0-0	0-0	0	0	0	2	4	0	1	0	0	9
34	Ogele, Danny	*	0-1	0-0	0-0	1	0	1	0	0	1	0	0	0	4
41	Riemersma, Tyler	*	1-2	0-1	2-4	1	3	4	0	4	0	0	0	0	15
Team						2	2	4							
Totals			21-63	6-21	7-9	12	21	33	15	55	14	16	2	7	200
FG % 1st Half:		9-33	27.3%	2nd half:	12-30	40.0%	Game:	21-63	33.3%	Deadball Rebounds					
3FG % 1st Half:		4-13	30.8%	2nd half:	2-8	25.0%	Game:	6-21	28.6%						
FT % 1st Half:		2-2	100.0%	2nd half:	5-7	71.4%	Game:	7-9	77.8%						

Miami (FL) 89 • 2-0

#	Player	Total		3-Ptr		Rebounds			PF	TP	A	TO	Blk	Stl	Min
		FG-FGA	FG-FGA	FT-FTA	FT-FTA	Off	Def	Tot							
00	Ja'Quan Newton	*	6-10	1-3	1-1	0	3	3	1	14	1	4	0	1	26
01	DJ Vasiljevic	*	5-10	4-8	2-2	0	3	3	2	16	0	0	0	2	20
03	Anthony Lawrence	*	4-5	1-2	1-2	0	7	7	1	10	2	2	2	1	30
11	Bruce Brown	*	1-10	0-3	1-2	1	5	6	1	3	6	3	1	0	31
20	Dewan Huell	*	6-8	0-0	2-3	3	7	10	2	14	1	1	1	1	22
02	Chris Lykes	*	3-5	2-2	0-0	0	1	1	2	8	2	0	0	2	17
04	Lonnie Walker	*	3-7	1-5	1-1	0	2	2	0	8	1	0	1	1	24
05	Mike Robinson	*	0-0	0-0	0-0	0	0	0	0	0	0	0	0	0	3
14	Rodney Miller	*	2-3	0-0	0-2	0	0	0	1	4	0	0	0	0	5
15	Ebuka Izundu	*	5-6	0-0	2-3	3	1	4	2	12	2	2	2	1	19
35	Chris Stowell	*	0-0	0-0	0-0	0	1	1	0	0	0	0	0	0	3
Team						4	1	5							
Totals			35-64	9-23	10-16	11	31	42	12	89	15	12	7	9	200
FG % 1st Half:		15-33	45.5%	2nd half:	20-31	64.5%	Game:	35-64	54.7%	Deadball Rebounds					
3FG % 1st Half:		4-14	28.6%	2nd half:	5-9	55.6%	Game:	9-23	38.1%						
FT % 1st Half:		7-9	77.8%	2nd half:	3-7	42.9%	Game:	10-16	62.5%						

Officials: Tim Nestor, Bert Smith, Tim Clougherty  
Technical fouls: Navy-None, Miami (FL)-None.  
Attendance: 6611

Score by periods	1st	2nd	Total
Navy	24	31	55
Miami (FL)	41	48	89

Last FG - NAVY 2nd-00:35, UM 2nd-00:23.  
Largest lead - NAVY None, UM by 35 2nd-01:39.  
NAVY led for 00:00, UM led for 39:31. Game was tied for 00:29.

Points	In Paint	Off T/O	2nd Chance	Fast Break	Bench
NAVY	26	10	5	12	24
UM	20	22	12	29	32

Score tied - 0 times.  
Lead changed - 0 times.

# Official Basketball Box Score -- Game Totals -- Final Statistics

Florida A&M vs Miami (FL)  
11/16/17 7:02 pm at Coral Gables, Fla. (Watsco Center)

Florida A&M 59 • 0-3

#	Player		Total		3-Ftr		Rebounds			PF	TP	A	TO	Blk	Stl	Min
			FG-FGA	FG-FGA	FT-FTA	Off	Def	Total								
00	WILLIAMS,Desmond	*	4-13	0-3	0-0	1	2	3	2	8	3	0	1	0	37	
04	MAYES,Elijah	*	1-1	0-0	0-0	0	0	0	1	2	1	0	0	0	7	
20	MYLES,Brendon	*	2-4	0-0	0-0	0	0	0	2	4	0	3	0	1	12	
22	BARHAM,Marcus	*	7-15	4-9	4-4	0	1	1	2	22	1	2	0	0	35	
34	MARTIN,Isaiah	*	3-7	0-0	2-2	2	2	4	3	8	0	2	1	0	30	
02	REAVES,Kamron	*	0-3	0-1	0-0	0	3	3	2	0	1	3	0	1	18	
03	BOWMAN,Craig	*	4-6	1-2	0-0	0	6	6	1	9	2	4	0	2	20	
05	CORE,Nasir	*	2-3	0-0	0-0	0	1	1	2	4	2	1	0	0	17	
11	HARRELL,Javonni	*	1-4	0-0	0-0	2	3	5	2	2	1	0	0	1	13	
21	RAVENEL,Justin	*	0-3	0-1	0-0	0	1	1	1	0	1	0	0	1	11	
Team						1	3	4				4			200	
Totals			24-59	5-16	6-6	6	22	28	18	59	12	19	2	6	211	
FG % 1st Half:			8-26	30.8%	2nd half:	16-33	48.5%	Game:	24-59	40.7%	Deadball Rebounds					
3FG % 1st Half:			2-9	22.2%	2nd half:	3-7	42.9%	Game:	5-16	31.3%						
FT % 1st Half:			4-4	100.0%	2nd half:	2-2	100.0%	Game:	6-6	100.0%						



11/25/17 4:05 pm at Coral Gables, Fla. (Watsco Center)

#	Player	Total			Rebounds										
		FG-FGA	FT-FTA	PtR	Off	Def	Tot	PF	TP	A	To	Bk	Slt	Min	
00	HORCHLER, Noah	f	2-6	0-3	0-0	1	1	2	4	4	1	0	1	0	19
02	AMINU, Wajid	f	3-6	0-1	1-2	1	2	3	3	7	1	5	0	0	20
03	ESCOBAR, JT	g	6-9	4-7	0-0	1	2	3	2	16	0	0	0	0	32
11	SAMS, Garrett	g	2-8	1-2	4-4	1	4	5	2	9	2	2	0	4	24
21	GANDIA-ROSA, Ivan	g	3-9	2-3	0-0	1	2	3	2	8	3	7	0	0	33
01	LAMBRIGHT, Emmanuel		0-0	0-0	0-0	1	0	1	0	0	0	1	0	0	3
10	BLOUNT, Osborn		2-8	1-5	2-2	0	3	3	0	7	1	1	0	3	20
12	BURKHARDT, Ryan		0-2	0-2	0-0	0	1	1	1	0	0	2	0	0	10
20	COFFEY II, Brian		1-2	0-0	2-2	1	0	1	0	4	2	0	0	0	11
22	DAY, Trip		4-8	0-2	2-2	0	3	3	3	10	0	1	0	1	26
50	HAID, Benedikt		0-1	0-1	0-0	0	0	0	1	0	0	0	0	0	2
Team			23-59			3	4	7			1				
Totals				8-26	11-12	10	22	32	18	65	10	20	1	8	200
FG % 1st Half:		10-26	38.5%	2nd half:	13-33	39.4%	Game:	23-59	39.0%	Deadball Rebounds					
3FG % 1st Half:		5-12	41.7%	2nd half:	3-14	21.4%	Game:	8-26	30.8%						
FT % 1st Half:		0-0	0.0%	2nd half:	11-12	91.7%	Game:	11-12	91.7%						

#	Player		Total			3-Ptr			Rebounds							A	T	Blk	Stl	Min
			FG-FGA	FG-FGA	FT-FTA	Off	Def	Tot	PF	TP	O	D	Tot							
20	Dewan Huell	f	4-6	0-0	5-7	1	5	6	2	13	0	3	0	0	23					
00	Ja'Quan Newton	g	5-8	0-0	2-2	0	1	1	12	3	4	0	0	26						
01	DJ Vasiljevic	g	1-6	0-4	0-0	0	2	2	0	2	0	0	0	22						
03	Anthony Lawrence	g	4-7	0-1	6-7	3	1	4	3	14	3	1	0	37						
11	Bruce Brown	g	7-14	0-2	0-0	1	6	7	2	14	4	1	0	32						
02	Chris Lykes	g	4-9	2-5	0-1	0	0	0	2	10	4	1	0	19						
04	Lonnie Walker	g	2-5	0-1	3-4	0	1	1	3	7	1	0	0	22						
05	Mike Robinson	g	0-0	0-0	0-0	0	0	0	0	0	0	0	0	1						
15	Ebuka Izundu	g	2-2	0-0	1-2	2	5	7	0	5	0	3	0	11						
21	Sam Waardenburg	g	4-9	1-2	0-0	4	2	6	3	9	1	1	1	16						
35	Chris Stowell	g	0-0	0-0	0-0	0	0	0	0	0	0	0	0	1						
	Team					1	4	5												
	Totals		33-66	3-15	17-23	12	27	39	16	86	16	14	1	9	200					
	FG % 1st Half:	15-30	50.0%	2nd half:	18-36	50.0%	Game:	33-66	50.0%											
	3FG % 1st Half:	2-8	25.0%	2nd half:	1-7	14.3%	Game:	3-15	20.0%											
	FT % 1st Half:	6-11	54.5%	2nd half:	11-12	91.7%	Game:	17-23	73.9%											

Officials: Jamie Luckie, Raymond Styons Jr, Doug Sirmons  
Technical fouls: North Florida-None. Miami (FL)-None.  
Attendance: 7189

Points	In Paint	Off T/O	2nd Chance	Fast Break	Bench
UNF	22	7	10	2	21
UM	54	21	7	21	21

Last FG - UNF 2nd-01:04, UM 2nd-00:34.  
Largest lead - UNF by 3 1st-19:43, UM by 22 2nd-11:54.  
UNF led for 01:10. UM led for 37:54. Game was tied for 00:42.

12/2/17 8:04 pm at American Airlines Arena

		Total	3-Ptr	Rebounds											
#	Player	FG-FGA	F-GA	FT-FTA	Off	Def	Tot	PF	TP	A	To	Bk	Stl	Min	
03	Cannady, Devin	* 5-16	0-6	1-1	0	2	2	0	11	1	0	0	2	31	
05	Bell, Amir	* 5-7	2-3	1-2	0	6	6	2	13	1	1	0	1	32	
12	Stephens, Myles	*	4-9	3-5	0-0	2	3	5	2	11	2	1	0	26	
13	Gladson, Will	*	1-2	0-0	0-0	0	0	2	2	1	0	0	0	7	
33	Mitch, Sebastian	*	0-10	0-9	0	0	0	2	3	0	4	0	0	26	
00	Young, Aaron		0-2	0-2	0	0	0	0	0	1	0	0	0	6	
01	Reynoso-Avila, V.		0-0	0-0	2-4	0	0	0	1	2	0	0	0	5	
10	Bagin, Charlie		0-1	0-1	0	0	0	0	0	0	0	1	0	3	
13	Schwieger, Ryan		1-4	0-1	0-0	0	3	3	1	2	1	0	0	19	
22	Desrosiers, Jerome		1-5	1-3	0-0	3	2	5	1	3	1	2	0	25	
31	Bramlage, Noah		1-3	1-1	0-0	0	1	1	0	3	0	0	0	3	
34	Airriguzoh, Richmond		0-0	0-0	0	1	1	0	0	1	1	0	0	6	
35	Brennan, Alec		1-2	1-1	2-2	3	1	4	1	5	0	1	0	11	
	Team				2	0	2								
	Totals		19-61	8-32	6-9	19	31	33	52	10	11	2	5	200	
	FG % 1st Half:	8-30	26.7%	2nd half:	11-31	35.5%	Game:	21-61	31.1%					Deadball	
	3FG % 1st Half:	3-14	21.4%	2nd half:	5-18	27.8%	Game:	8-32	25.0%					Rebound	
	FT % 1st Half:	1-1	100.0%	2nd half:	5-8	62.5%	Game:	6-9	66.7%					3.1	

#	Player	Total FG-FGA FG-FGT FT-FTA	PtR P-Rtg	Rebounds Off Def Totl	PF	TP	A TO Blk Stl	Min	
00	JayQuan Newton	* 2-9 0-2	0-0	0 2 2 1	4	5	0 0 3	26	
01	DJ Vasiljevich	* 7-9 5-7	-1-1	0 3 3 4	20	1	1 0 0	29	
03	Anthony Lawrence	* 2-6 1-3	0-0	1 9 10	0 5	3	3 2 0	31	
11	Bruce Brown	* 6-8 4-5	-1-1	2 6 8	1 17	3	2 1 0	30	
20	Dewan Huel	* 3-7 0-0	-3-4	1 0 1 3	9	0	2 0 1	15	
02	Chris Lykes	2-6 1-3	0-0	0 1 1 2	5	2	1 0 1	13	
04	Lonnice Walker	4-7 3-4	-1-2	0 5 5 0	12	1	2 1 0	30	
05	Mike Robinson	0-1 0-0	0-0	0 0 0 0	0	1	0 0 0	23	
14	Rodney Miller	1-1 0-0	0-1	0 0 0 0	2	0	0 0 0	3	
15	Ebukwa Izundu	3-4 0-0	0-0	2 2 4 3	6	0	1 0 0	20	
26	Sam Waardenburg	0-2 0-1	0-0	1 3 4 1	0	0	0 0 0	8	
35	Chris Stowell	0-0 0-0	0-0	0 0 0 0	0	0	0 0 0	2	
	Team			1 0 1					
	Totals	30-60	14-25	6-9	8 31 39	15	80	16 12 4 5	200
	FG % 1st Half:	15-31	48.4%		Game: 30-60	50.0%			Field Goals
	3rd half:	6-11	54.5%		Game: 8-14	56.0%			Rebound
	FT % 1st Half:	2-2	100.0%		Game: 6-9	66.7%			3.1

Officials: Kip Kissinger, Ron Tyburski, Joe DeRosa  
Technical fouls: Princeton-None. Miami (FL)-DJ Vasiljevic.  
Attendance: 8426

	In Paint	Off T/O	2nd Chance	Fast Break	Bench
Points	12	9	5	0	15
PRIN	20	15	10	10	25

Last FG - PRIN 2nd-01:00, UM 2nd-01:17.  
Largest lead - PRIN by 2 1st-15:21, UM by 31 2nd-01:17.  
PRIN led for 03:46. UM led for 32:02. Game was tied for 03:32.

11/29/17 8:15 PM at Minneapolis, Minn. (Williams Arena)

#	Player	Total			3-Ptr			Rebounds									
		FG-FGA	FG-FGA	FT-FTA	Off	Def	Tot	PF	TP	A	To	Bk	Stl				
20	Dewan Huell	f	10-16	0-0	3-5	1	1	2	3	23	0	0	1	0			27
00	Ja'Quan Newton	g	6-12	0-1	0-2	0	3	3	0	12	9	1	1	2	32		32
01	DJ Vasiljevic	g	4-6	3-5	0-0	0	2	2	3	11	0	0	0	0			18
03	Anthony Lawrence	g	3-6	2-3	0-0	0	7	7	5	8	4	2	0	1			35
11	Bruce Brown	g	6-11	2-4	2-2	3	6	9	1	16	5	0	0	1			27
02	Chris Lykes		4-8	2-6	0-0	0	1	1	3	10	0	1	0	3			19
04	Lonnie Walker		2-8	1-5	1-2	0	2	2	1	6	1	0	0	1			19
15	Ebuka Izundu		0-0	0-0	0-0	2	1	3	3	0	1	1	2	0			13
21	Sam Waardenburg		0-2	0-1	0-0	1	0	1	1	0	0	2	0	0			10
	Team					3	1	4			1						200
	Totals		35-69	10-25	6-11	10	24	34	20	86	20	8	4	8			200
	FG % 1st Half:	16-35	45.7%	2nd half:	19-34	55.9%	Game:	35-69	50.7%								Deacball
	3FG % 1st Half:	4-13	30.8%	2nd half:	6-12	50.0%	Game:	10-25	40.0%								Rebounds
	FT % 1st Half:	0-2	0.0%	2nd half:	6-9	66.7%	Game:	6-11	54.5%								2

#	Player		Total FG-FGA	3-Ptr FG-FTA	Rebounds FT-FTA	O	Df	Tot	PF	TP	A	To	Bk	Sr	Min
#3	Murphy, Jordan	f	5-11	0-1	-7-9	6	8	14	2	17	0	3	3	1	36
#22	Lynch, Reggie	c	5-8	0-0	-2-4	3	7	10	1	12	2	0	7	0	32
#2	Mason, Nate	c	5-13	3-7	-2-4	0	3	3	3	15	5	1	1	0	34
#5	Coffey, Amir	g	7-13	2-4	-7-7	2	3	5	2	23	2	2	0	2	36
11	Washington, Isaiah	g	6-17	0-3	-2-2	3	2	5	4	14	3	5	1	1	27
#4	Harris, Jamir		0-1	0-1	0-0	0	2	2	0	0	0	0	0	0	10
#20	Fitzgerald, Davonte		0-0	0-0	0-0	0	0	0	0	0	0	0	0	0	4
#21	Konate, Bakary		0-0	0-0	0-0	0	0	0	1	0	0	1	0	0	6
#42	Hurt, Michael		0-0	0-0	0-0	0	0	0	0	0	0	0	0	0	15
	Team					0	2	2							
	Totals		28-63	5-16	20-26	14	27	41	13	81	12	12	4	4	200
	FG % 1st Half:	13-34	38.2%	2nd half:	15-29	51.7%	Game:	28-63	44.4%						Deadball Rebounds
	3FG % 1st Half:	3-10	30.0%	2nd half:	2-6	33.3%	Game:	5-16	31.3%						3
	FT % 1st Half:	7-9	77.8%	2nd half:	13-17	76.5%	Game:	20-26	76.9%						

Officials: Keith Kimble, Larry Sciroto, Rob Riley  
Technical fouls: Miami (FL)-None. Minnesota-None.  
Attendance: 14625  
Sellout

	In Paint	Off T/O	2nd Chance	Fast Break	Bench
Points					
UM	44	17	12	6	16
MINN	44	5	10	14	9

Last FG - UM 2nd-01:29, MINN 2nd-00:02.  
Largest lead - UM by 12 2nd-09:08, MINN by 6 1st-02:39.  
UM led for 33:02. MINN led for 02:01. Game was tied for 04:57.

Score tied - 6 times.  
Lead changed - 2 times

12/05/17 7:05 p.m. at Watsco Center (Coral Gables, Fla.)

	Total	3-Ptr			Rebounds												
#	Player	FG-FGA	FT-FTA	Off Def Tot	PF	TP	A	To	Bk	Stl	Min						
01	HAVENER,NICK	* 2-6	0-0	0-0	1	1	2	4	4	2	2	0	3	20			
02	SCANLON,TYLER	* 3-9	3-9	0-0	0	6	6	2	9	0	2	0	3	29			
05	WHEYE,WALTER	* 1-5	0-1	1-2	1	5	6	2	3	1	0	0	0	23			
21	HANKERSON,CEDRIC	* 4-17	1-8	1-1	2	2	4	0	10	3	2	0	2	33			
08	MCCOY,JAVANTE	* 1-9	1-3	3-4	2	2	4	3	6	0	1	0	1	24			
10	JOHNSON,ERIC	* 1-1	1-1	0-0	0	0	0	2	3	2	0	0	0	12			
13	GOFF,WILL	1-3	1-3	0-0	1	0	1	0	3	1	0	0	0	22			
14	PETCASH,ANDREW	0-0	0-0	0-0	0	0	0	0	0	0	0	0	0	1			
24	CHAMBERS,KAMALI	0-1	0-0	0-0	0	0	0	0	0	0	0	0	0	4			
41	MATHON,SUKHMAIL	2-4	0-0	0-0	2	0	2	2	4	2	1	0	0	13			
51	MAHONEY,MAY	6-10	0-0	0-1	3	1	4	1	12	0	3	0	0	19			
	Team				2	1	3			2							
	Totals	21-65	7-25	5-8	14	18	32	16	54	11	13	0	9	200			
	FG % 1st Half:	12-34	35.3%	2nd half:	9-31	29.0%	Game:	21-65	32.3%					Deadball Rebounds			
	3FG % 1st Half:	5-15	33.3%	2nd half:	2-10	20.0%	Game:	7-25	28.0%								
	FT % 1st Half:	1-2	50.0%	2nd half:	4-6	66.7%	Game:	5-8	62.5%					4.2			

#	Player	Total FG-FGA	3-Ptr FG-FTA	Rebounds Off Def Tot	PF	TP	A	To	Bk	Stl	Min			
00	Ja'Quan Newton	4-7	0-0	1-2	0	6	6	1	9	1	3	2	3	36
01	DJ Vasiljevic	6-10	3-6	0-1	0	5	5	2	15	0	1	1	1	35
03	Anthony Lawrence	1-5	1-4	2-3	0	2	2	2	5	6	3	0	1	33
04	Lonnise Walker	9-15	5-7	3-3	0	7	7	2	26	2	4	0	0	28
20	Dewan Huel	2-4	0-0	2-4	2	4	6	1	6	1	0	3	0	20
02	Chris Lykes	3-5	2-3	0-0	0	0	0	1	8	0	2	0	0	19
15	Ebuka Izundu	0-1	0-0	0-2	3	2	5	4	0	0	1	0	1	20
21	Sam Waardenburg	0-1	0-1	0-0	2	0	2	0	0	0	1	0	0	9
	Team				0	2	2							
	Totals	25-48	11-21	8-15	7	28	35	13	69	10	15	6	6	200
	FG % 1st Half:	11-23	47.8%	2nd half:	14-25	56.0%	Game:	25-48	52.1%					Deadball
	3FG % 1st Half:	4-9	44.4%	2nd half:	7-12	58.3%	Game:	11-21	52.4%					Rebounds
	FT % 1st Half:	4-7	57.1%	2nd half:	4-8	50.0%	Game:	8-15	53.3%					3.1

Officials: Tony Greene, Les Jones, Mike Stuart  
Technical fouls: Boston University-MAHONEY,MAX. Miami (FL)-None.  
Attendance: 6893

	In Paint	Off T/O	2nd Chance	Fast Break	Bench
BOSTON	26	20	11	1	22
UM	22	12	7	5	9

Last FG - BOSTONU 2nd-05:06, UM 2nd-01:33.  
Largest lead - BOSTONU None, UM by 17 2nd-12:38.  
BOSTONU led for 00:00 UM led for 38:13 Game was tied for 01:47

Score tied - 2 times.  
Lead changed - 0 times

**Official Basketball Box Score -- Game Totals -- Final Statistics**  
**Miami vs George Washington**  
**12/16/17 12:06 p.m. at Charles E. Smith Center, Washington, DC**

**Miami 59 • (9-0)**

#	Player		Total		3-Ptr		Rebounds			PF	TP	A				Min
			FG-FGA	FG-FGA	FT-FTA	Off	Def	Tot	To			Bk	Stl			
20	Dewan Huell	f	7-12	0-0	1-2	3	9	12	1	15	0	1	1	0	31	
00	Ja'Quan Newton	g	4-9	0-0	0-0	0	4	4	2	8	3	1	0	1	30	
01	DJ Vasiljevic	g	3-8	2-6	2-2	0	1	1	0	10	0	1	0	0	17	
03	Anthony Lawrence	g	2-5	1-2	0-0	1	8	9	3	5	3	1	1	0	31	
11	Bruce Brown	g	1-6	0-3	1-2	1	2	3	2	3	3	1	0	3	38	
02	Chris Lykes		1-5	1-3	0-0	0	0	0	2	3	1	1	0	0	12	
04	Lonnie Walker		6-14	1-7	0-2	2	3	5	3	13	3	1	1	1	27	
15	Ebuka Izundu		1-2	0-0	0-0	3	0	3	1	2	0	0	1	1	14	
	Team					0	2	2								
Totals			25-61	5-21	4-8	10	29	39	14	59	13	8	4	6	200	

FG % 1st Half: 13-32 40.6% 2nd half: 12-29 41.4% Game: 25-61 41.0% Deadball Rebounds 3  
3FG % 1st Half: 5-13 38.5% 2nd half: 0-8 0.0% Game: 5-21 23.8%  
FT % 1st Half: 1-4 25.0% 2nd half: 3-4 75.0% Game: 4-8 50.0%

**George Washington 50 • (5-6)**

#	Player		Total		3-Ptr	Rebounds					PF	TP	A	TO	Blk	Stl	Min
			FG-FGA	FG-FGA	FT-FTA	Off	Def	Tot									
10	STEEVES, Patrick	f	3-11	0-0	0-0	3	3	6	2	6	1	2	1	0	0	28	
11	TORO, Arnaldo	f	3-12	0-3	0-0	4	9	13	2	6	0	1	0	0	0	32	
01	NOLAN JR, Terry	g	3-6	2-5	2-2	3	3	6	2	10	2	4	0	4	35		
03	BOLDEN, Jair	g	5-16	2-8	1-2	2	3	5	2	13	3	2	0	2	37		
12	WATANABE, Yuta	g	3-12	0-2	3-6	3	5	8	0	9	2	0	2	0	37		
00	MAZZULLA, Justin		0-1	0-0	0-0	2	1	3	0	0	0	1	0	0	8		
04	WILLIAMS, Justin		0-2	0-0	0-0	0	1	1	0	0	0	0	0	0	6		
35	ZEIGLER, Bo		2-3	0-0	2-2	0	0	0	4	6	0	1	0	0	17		
	Team					0	2	2									
Totals			19-63	4-18	8-12	17	27	44	12	50	8	11	3	6	200		

FG % 1st Half: 5-27 18.5% 2nd half: 14-36 38.9% Game: 19-63 30.2% Deadball Rebounds 2  
3FG % 1st Half: 1-6 16.7% 2nd half: 3-12 25.0% Game: 4-18 22.2%  
FT % 1st Half: 4-4 100.0% 2nd half: 4-8 50.0% Game: 8-12 66.7%

Officials: Ted Valentine, Raymond Styons, Lamar Simpson  
Technical fouls: Miami-None. George Washington-None.  
Attendance: 3862

Score by periods	1st	2nd	Total
Miami	32	27	59
George Washington	15	35	50

Last FG - UM 2nd-00:40, GW 2nd-00:33.  
Largest lead - UM by 21 1st-02:52, GW None.  
UM led for 38:45. GW led for 00:00. Game was tied for 01:15.

Points	In Paint	Off T/O	2nd Chance	Fast Break	Bench
UM	40	8	8	12	18
GW	20	10	13	2	6

Score tied - 1 time.  
Lead changed - 0 times.

**Official Basketball Box Score -- Game Totals -- Final Statistics**  
**Miami vs Hawai'i**  
**12/22/17 8:00 p.m. at Stan Sheriff Center - Honolulu, HI**

**Miami 75 • 10-0**

#	Player	Total		3-Ptr	Rebounds			PF	TP					Min	
		FG-FGA	FG-FGA	FT-FTA	Off	Def	Tot			A	TO	Blk	Stl		
00	Ja'Quan Newton	*	6-11	0-1	4-5	0	2	2	1	16	2	2	0	0	31
01	DJ Vasiljevic	*	2-7	2-3	0-0	1	2	3	1	6	0	0	0	1	27
03	Anthony Lawrence	*	5-7	0-1	1-1	2	2	4	4	11	0	1	1	1	27
11	Bruce Brown	*	1-4	1-2	1-2	0	5	5	4	4	8	2	0	0	32
20	Dewan Huell	*	7-10	0-0	2-2	1	5	6	2	16	0	1	2	1	31
02	Chris Lykes		3-7	1-3	0-0	1	4	5	1	7	0	1	0	1	19
04	Lonnie Walker		3-5	1-3	1-1	0	1	1	1	8	1	2	0	2	22
15	Ebuka Izundu		3-6	0-0	1-2	2	1	3	1	7	0	0	2	0	11
	Team					2	0	2							
Totals			30-57	5-13	10-13	9	22	31	15	75	11	9	5	6	200

FG % 1st Half: 14-34 41.2% 2nd half: 16-23 69.6% Game: 30-57 52.6% Deadball Rebounds 0,3  
3FG % 1st Half: 1-7 14.3% 2nd half: 4-6 66.7% Game: 5-13 38.5%  
FT % 1st Half: 4-4 100.0% 2nd half: 6-9 66.7% Game: 10-13 76.9%

**Hawai'i 57 • 7-3**

#	Player	*	Total		3-Ptr	Rebounds			PF	TP					Min
			FG-FGA	FG-FGA		FT-FTA	Off	Def			Tot	A	TO	Blk	
00	Green, Leland	*	4-8	2-3	0-0	0	1	1	1	10	1	3	0	0	33
01	Buggs, Drew	*	1-6	1-3	2-3	0	0	0	2	5	4	1	0	2	23
13	Thomas, Mike	*	0-3	0-0	1-2	1	1	2	3	1	0	4	0	0	12
21	Johnson, Gibson	*	3-5	0-1	0-0	1	1	2	4	6	0	0	0	0	23
23	Drammeh, Sheriff	*	6-10	1-5	4-5	0	3	3	0	17	4	2	0	1	36
02	Stepteau, Brocke		2-3	1-1	0-0	0	0	0	4	5	1	2	0	0	17
04	Thomas, Brandon		0-0	0-0	0-0	0	0	0	0	0	0	0	0	0	1
12	Purchase, Jack		3-7	3-7	0-0	0	12	12	2	9	3	1	0	0	30
14	Raimo, Zigmars		0-0	0-0	0-0	0	0	0	0	0	0	0	0	0	1
15	Flaisher, Ido		1-3	0-0	0-0	0	0	0	0	2	0	2	0	0	14
24	Buscher, Zach		0-0	0-0	0-0	0	0	0	0	0	0	0	0	0	1
32	Avea, Samuta		1-5	0-3	0-0	2	1	3	1	2	0	1	0	0	9
Team						2	1	3							
Totals			21-50	8-23	7-10	6	20	26	17	57	13	16	0	3	200

FG % 1st Half: 11-24 45.8% 2nd half: 10-26 38.5% Game: 21-50 42.0% Deadball Rebounds 1,1  
3FG % 1st Half: 5-13 38.5% 2nd half: 3-10 30.0% Game: 8-23 34.8%  
FT % 1st Half: 6-8 75.0% 2nd half: 1-2 50.0% Game: 7-10 70.0%

Officials: Keith Kimble, Chris Beaver, Nate Harris  
Technical fouls: Miami-Lonnie Walker. Hawai'i-None.  
Attendance: 7669  
Hawaiian Airlines Diamond Head Classic 1st Round

Score by periods	1st	2nd	Total
Miami	33	42	75
Hawai'i	33	24	57

Last FG - UM 2nd-00:44, UH 2nd-00:26.  
Largest lead - UM by 20 2nd-04:38, UH by 4 1st-10:33.  
UM led for 26:32. UH led for 05:13. Game was tied for 07:50.

Points	In Paint	Off T/O	2nd Chance	Fast Break	Bench
UM	44	15	8	8	22
UH	20	12	2	2	18

Score tied - 8 times.  
Lead changed - 12 times.

**Official Basketball Box Score -- Game Totals -- Final Statistics**  
**New Mexico State vs Miami**  
**12/23/17 5:00 p.m. at Stan Sheriff Center - Honolulu, HI**

**New Mexico State 63 • 11-2**

#	Player		Total		3-Ptr	Rebounds					PF	TP	A			Min
			FG-FGA	FG-FGA	FT-FTA	Off	Def	Tot	To	Blk			Stl			
10	Jones, Jemerrio	*	3-10	0-2	0-0	3	5	8	4	6	2	1	0	0	20	
11	Wilkins, Johnathon	*	3-6	1-1	0-0	2	1	3	3	7	0	1	0	1	17	
12	Harris, AJ	*	5-8	0-1	0-1	0	1	1	2	10	0	0	1	1	31	
13	N'Dir, Sidy	*	4-9	2-5	0-0	3	2	5	2	10	1	2	0	1	31	
23	Lofton, Zach	*	4-15	1-6	6-6	1	8	9	1	15	3	0	0	3	33	
00	Jones, Keyon		1-3	1-3	0-0	0	1	1	0	3	0	1	0	0	17	
01	Buchanan, Shunn		1-2	1-1	0-0	0	0	0	0	3	0	0	0	0	11	
22	Chuha, Eli		3-14	1-6	1-2	1	7	8	4	8	0	2	0	0	30	
35	McCants, Johnny		0-0	0-0	1-4	2	2	4	3	1	1	0	0	0	10	
	Team					2	2	4			1					
Totals			24-67	7-25	8-13	14	29	43	19	63	7	8	1	6	200	

FG % 1st Half: 11-38 28.9% 2nd half: 13-29 44.8% Game: 24-67 35.8% Deadball Rebounds 4  
3FG % 1st Half: 2-14 14.3% 2nd half: 5-11 45.5% Game: 7-25 28.0%  
FT % 1st Half: 5-8 62.5% 2nd half: 3-5 60.0% Game: 8-13 61.5%

**Miami 54 • 10-1**

#	Player	*	Total			3-Ptr			Rebounds			PF	TP	A			To	Blk	Stl	Min
			FG-FGA	FG-FGA	FT-FTA	Off	Def	Tot	Off	Def	Tot									
00	Ja'Quan Newton	*	2-8	0-1	1-1	1	2	3	1	5	0	2	0	0	0	0	27			
01	Dj Vasiljevic	*	6-11	2-6	1-1	0	5	5	2	15	1	1	0	0	0	33				
03	Anthony Lawrence	*	1-3	0-2	2-2	1	3	4	2	4	1	2	2	0	0	29				
11	Bruce Brown	*	3-10	0-4	7-9	2	5	7	1	13	1	2	0	0	0	32				
20	Dewan Huell	*	4-6	0-0	2-4	3	6	9	3	10	1	0	2	0	0	27				
02	Chris Lykes		0-5	0-4	1-2	0	1	1	2	1	0	2	0	0	0	11				
04	Lonnie Walker		0-5	0-1	2-3	2	2	4	3	2	0	0	0	0	0	18				
14	Rodney Miller		0-0	0-0	0-0	0	1	1	1	0	0	1	0	0	0	3				
15	Ebuka Izundu		2-4	0-0	0-0	0	3	3	2	4	0	2	0	1	1	17				
21	Sam Waardenburg		0-1	0-0	0-0	0	0	0	0	0	1	0	1	0	0	3				
Team						0	1	1												
Totals				18-53	2-18	16-22	9	29	38	17	54	4	14	4	1	200				

FG % 1st Half: 9-29 31.0% 2nd half: 9-24 37.5% Game: 18-53 34.0% Deadball Rebounds 3,1  
3FG % 1st Half: 1-10 10.0% 2nd half: 1-8 12.5% Game: 2-18 11.1%  
FT % 1st Half: 6-9 66.7% 2nd half: 10-13 76.9% Game: 16-22 72.7%

Officials: Chris Rastatter, Larry Spaulding, Todd Apo  
Technical fouls: New Mexico State-None. Miami-None.  
Attendance:  
Hawaiian Airlines Diamond Head Classic Semifinal

# Official Basketball Box Score -- Game Totals -- Final Statistics Miami vs Pitt 12/30/17 4:00 PM at Petersen Events Center (Pittsburgh, Pa.)

## Miami 67 • (12-1, 1-0 ACC)

#	Player		Total		3-Ptr	Rebounds			PF	TP	A TO Blk Stl				Min
			FG-FGA	FG-FGA	FT-FTA	Off	Def	Tot			A	TO	Blk	Stl	
20	Dewan Huell	c	4-7	0-0	0-0	2	5	7	0	8	0	1	1	1	21
00	Ja'Quan Newton	g	5-7	0-0	1-1	0	3	3	1	11	4	3	0	2	27
01	Dj Vasiljevic	g	1-7	1-5	0-0	1	1	2	3	3	0	0	0	2	25
03	Anthony Lawrence	g	5-7	2-2	0-0	1	5	6	2	12	2	4	3	1	28
11	Bruce Brown	g	5-9	0-2	1-2	2	3	5	2	11	3	2	1	1	33
02	Chris Lykes		3-5	2-3	2-2	0	1	1	2	10	0	3	0	0	17
04	Lonnie Walker		2-7	0-2	4-4	0	0	0	1	8	1	1	1	1	29
14	Rodney Miller		0-2	0-0	0-0	0	0	0	0	0	0	0	0	0	3
15	Ebuka Izundu		2-4	0-0	0-0	2	3	5	1	4	1	0	2	0	17
Team						1	1	2				1			
Totals			27-55	5-14	8-9	9	22	31	12	67	11	15	8	8	200

FG % 1st Half: 10-23 43.5% 2nd half: 17-32 53.1% Game: 27-55 49.1%  
3FG % 1st Half: 3-6 50.0% 2nd half: 2-8 25.0% Game: 5-14 35.7%  
FT % 1st Half: 7-8 87.5% 2nd half: 1-1 100.0 Game: 8-9 88.9%

## Pitt 53 • (8-6, 0-1 ACC)

#	Player	Total		3-Ptr	Rebounds			PF	TP	A TO Blk Stl				Min	
		FG-FA	FG-FGA	FT-FTA	Off	Def	Tot								
00	Jared Wilson-Frame	f	5-13	0-3	3-3	0	2	2	1	13	1	2	0	2	28
21	Terrell Brown	c	2-6	0-0	0-0	2	2	4	1	4	2	2	1	0	24
01	Parker Stewart		4-7	2-5	2-2	0	2	2	1	12	0	2	1	1	29
05	Marcus Carr	g	0-4	0-1	0-0	0	3	3	4	0	5	2	0	0	22
13	Khameron Davis	g	2-5	1-2	2-2	0	2	2	0	7	1	0	1	1	36
02	Jonathan Milligan		0-0	0-0	1-2	0	2	2	2	1	1	4	0	0	15
15	Kene Chukwuka		0-2	0-2	0-0	0	1	1	4	0	0	3	0	1	11
23	Shamiel Stevenson		6-9	1-2	3-4	0	4	4	1	16	0	2	0	0	25
24	Samson George		0-0	0-0	0-0	0	1	1	0	0	0	0	0	0	1
33	Monty Boykins		0-1	0-1	0-0	0	0	0	0	0	0	0	0	0	3
35	Zach Smith		0-0	0-0	0-0	0	0	0	0	0	0	0	0	0	1
42	Peace Ilegomah		0-0	0-0	0-0	0	0	0	0	0	0	0	0	0	5
Team						2	0	2			2				
Totals			19-47	4-16	11-13	4	19	23	14	53	10	19	3	5	200

FG % 1st Half: 8-26 30.8% 2nd half: 11-21 52.4% Game: 19-47 40.4%  
3FG % 1st Half: 1-8 12.5% 2nd half: 3-8 37.5% Game: 4-16 25.0%  
FT % 1st Half: 2-3 66.7% 2nd half: 9-10 90.0% Game: 11-13 84.6%

Officials: Les Jones (R), Bert Smith, Jeffrey Anderson

Technical fouls: Miami-None. Pitt-None.

Attendance: 5307

Score by periods	1st	2nd	Total		In	Off	2nd	Fast	
Miami	30	37	67	Points	Paint	T/O	Chance	Break	Bench
Pitt	19	34	53	UM	40	16	6	11	22
				UP	28	5	2	7	17

Last FG - UM 2nd-01:04, UP 2nd-01:38.  
Largest lead - UM by 21 2nd-06:33, UP by 5 1st-13:55.  
UM led for 30:31. UP led for 05:54. Game was tied for 03:33.

# Official Basketball Box Score -- Game Totals -- Final Statistics Miami vs Georgia Tech 1/3/18 9 p.m. at McCamish Pavilion, Atlanta, Ga.

## Miami 54 • 12-2, 1-1 ACC

#	Player		Total		3-Ptr		Rebounds			PF	TP	A TO Blk Stl				Min
			FG-FGA	FG-FGA	FT-FTA	Off	Def	Tot	A			TO	Blk	Stl		
20	Dewan Huell	f	4-7	0-0	5-6	4	4	8	1	13	1	1	2	0	32	
00	Ja'Quan Newton	g	3-7	0-0	0-0	1	0	1	1	6	3	4	0	0	26	
01	Dj Vasiljevic	g	1-4	1-4	0-0	0	1	1	1	3	0	2	0	0	23	
03	Anthony Lawrence	g	4-8	0-1	1-2	3	9	12	3	9	1	1	0	1	32	
11	Bruce Brown	g	4-12	1-3	0-0	2	7	9	3	9	2	4	4	3	37	
02	Chris Lykes		2-10	2-8	2-2	0	0	0	2	8	5	3	0	0	20	
04	Lonnie Walker		3-8	0-3	0-1	0	5	5	2	6	0	2	1	2	23	
14	Rodney Miller		0-0	0-0	0-0	0	0	0	0	0	0	0	0	0	1	
15	Ebuka Izundu		0-0	0-0	0-0	0	1	1	4	0	0	1	0	0	6	
Team						0	2	2	1							
Totals				21-56	4-19	8-11	10	29	39	18	54	12	18	7	7	200

FG % 1st Half: 13-28 46.4% 2nd half: 8-28 28.6% Game: 21-56 37.5%  
3FG % 1st Half: 2-8 25.0% 2nd half: 2-11 18.2% Game: 4-19 21.1%  
FT % 1st Half: 0-0 0.0% 2nd half: 8-11 72.7% Game: 8-11 72.7%

## Georgia Tech 64 • 7-7, 1-1 ACC

#	Player		Total			3-Ptr			Rebounds			PF	TP	A TO Blk Stl				Min
			FG-FGA	FG-FGA	FT-FTA	Off	Def	Tot	A	TO	Blk			Stl				
34	Gueye, Abdoulaye	f	2-5	0-0	1-2	2	5	7	5	5	1	1	0	1	24			
44	Lammers, Ben	c	3-11	0-1	2-3	0	8	8	2	8	2	0	2	3	39			
04	Alston, Brandon	g	2-5	0-2	1-2	1	0	1	1	5	2	1	0	1	29			
05	Ogokie, Josh	g	10-23	1-5	9-12	3	6	9	0	30	1	1	1	3	39			
10	Alvarado, Jose	g	5-9	0-1	2-2	0	3	3	3	12	0	7	2	2	39			
01	Jackson, Tadic		1-6	0-1	2-2	1	5	6	1	4	2	1	0	3	28			
12	Wright, Moses		0-0	0-0	0-0	0	0	0	1	0	0	0	0	0	2			
Team						3	1	4										
Totals			23-59	1-10	17-23	10	28	38	13	64	8	11	5	13	200			

FG % 1st Half: 11-30 36.7% 2nd half: 12-29 41.4% Game: 23-59 39.0%  
3FG % 1st Half: 0-4 0.0% 2nd half: 1-6 16.7% Game: 1-10 10.0%  
FT % 1st Half: 6-8 75.0% 2nd half: 11-15 73.3% Game: 17-23 73.9%

Officials: Jamie Luckie, Pat Driscoll, Jerry Heater

Technical fouls: Miami-TEAM. Georgia Tech-None.

Attendance: 5568

Coach's Box Warning: Miami (FL) at 13:06 2nd Half

Score by periods	1st	2nd	Total		In	Off	2nd	Fast	
Miami	28	26	54	Points	Paint	T/O	Chance	Break	Bench
Georgia Tech	28	36	64	UM	34	6	9	17	14
				GT	34	21	10	12	4

Last FG - UM 2nd-00:35, GT 2nd-00:48.  
Largest lead - UM by 8 1st-08:49, GT by 12 2nd-09:18.  
UM led for 14:58. GT led for 18:03. Game was tied for 06:59.

# Official Basketball Box Score -- Game Totals -- Final Statistics Miami vs Clemson 01/13/18 3:05 PM at Clemson, S.C. (Littlejohn Coliseum)

## Miami 63 • 13-3 (2-2 ACC)

#	Player		Total			3-Ptr			Rebounds			PF	TP	A TO Blk Stl				Min
			FG-FGA	FG-FGA	FT-FTA	Off	Def	Tot	A	TO	Blk			Stl				
20	Dewan Huell	f	4-9	0-0	2-3	3	4	7	3	10	2	0	1	2	30			
00	Ja'Quan Newton	g	2-8	0-1	0-0	0	0	0	3	4	0	2	0	1	26			
03	Anthony Lawrence	g	6-12	2-6	2-4	3	1	4	2	16	0	1	1	2	33			
04	Lonnie Walker	g	6-16	1-6	3-5	3	4	7	2	16	1	0	1	1	29			
11	Bruce Brown	g	1-8	0-3	2-4	3	4	7	5	4	1	2	2	2	33			
01	Dj Vasiljevic		0-2	0-2	0-0	0	0	0	0	0	0	0	0	0	10			
02	Chris Lykes		5-8	3-5	0-0	0	1	1	1	13	1	3	0	1	26			
15	Ebuka Izundu		0-0	0-0	0-2	1	2	3	2	0	0	0	0	1	13			
	Team					4	4	8										
Totals			24-63	6-23	9-18	17	20	37	18	63	5	8	5	10	200			

FG % 1st Half: 11-25 44.0% 2nd half: 13-38 34.2% Game: 24-63 38.1%  
3FG % 1st Half: 3-9 33.3% 2nd half: 3-14 21.4% Game: 6-23 26.1%  
FT % 1st Half: 5-8 62.5% 2nd half: 4-10 40.0% Game: 9-18 50.0%

## Clemson 72 • 15-2 (4-1 ACC)

#	Player		Total		3-Ptr		Rebounds			PF	TP	A TO Blk Stl				Min
			FG-FGA	FG-FGA	FT-FTA	Off	Def	Tot	A			TO	Blk	Stl		
14	THOMAS, Elijah	f	3-5	0-0	0-1	0	6	6	4	6	0	3	2	0	19	
32	GRANTHAM, Donte	f	7-11	4-4	0-0	2	4	6	2	18	1	0	2	1	32	
02	REED, Marquise	g	3-9	2-4	8-8	1	6	7	2	16	3	5	0	1	36	
04	MITCHELL, Shelton	g	3-8	1-3	4-4	1	3	4	2	11	7	2	0	0	36	
10	DEVORE, Gabe	g	3-10	3-6	0-0	2	0	2	2	9	2	2	1	0	32	
00	TRAPP, Clyde		0-0	0-0	0-0	0	0	0	0	0	0	0	0	0	4	
00	DONNALL, Mark		3-5	2-3	4-4	1	4	5	1	12	0	0	1	0	15	
24	SKARA, David		0-1	0-0	0-0	1	3	4	3	0	0	0	1	0	20	
25	SIMMS, Aamir		0-1	0-1	0-0	0	0	0	0	0	0	0	0	0	6	
	Team					1	1	2								



**Official Basketball Box Score -- Game Totals -- Final Statistics**  
**Duke vs Miami**  
**01/15/18 7:02 pm at Coral Gables, Fla. (Watsco Center)**

**Duke 83 • 16-2 (4-2 ACC)**

#	Player	Total			3-Ptr	Rebounds			PF	TP	A	TO	Blk	Stl	Min
		FG-FGA	FG-FGA	FT-FTA		Off	Def	Tot							
01	Duval,Trevon	* 7-11	2-2	1-4	3	2	5	3	17	8	5	0	1	30	
02	Trent,Gary	* 9-14	6-9	6-8	0	5	5	2	30	1	4	1	0	39	
03	Allen,Grayson	* 2-9	1-6	0-0	0	4	4	1	5	3	4	0	5	38	
34	Carter,Wendell	* 7-11	1-3	0-2	2	12	14	3	15	3	3	4	2	34	
35	Bagley,Marvin	* 5-10	0-0	3-7	1	11	12	1	13	3	1	0	0	37	
14	Goldwire,Jordan	1-1	1-1	0-0	0	0	0	0	3	0	0	0	0	3	
15	O'Connell,Alex	0-0	0-0	0-0	0	1	1	0	0	0	0	0	0	9	
41	White,Jack	0-0	0-0	0-0	0	0	0	0	0	0	0	0	0	1	
50	Robinson,Justin	0-0	0-0	0-0	0	0	0	0	0	0	1	0	0	9	
	Team				1	1	2				1				
Totals		31-56	11-21	10-21	7	36	43	10	83	18	19	5	8	200	

FG % 1st Half: 16-29 55.2% 2nd half: 15-27 55.6% Game: 31-56 55.4%  
3FG % 1st Half: 6-12 50.0% 2nd half: 5-9 55.6% Game: 11-21 52.4%  
FT % 1st Half: 4-6 66.7% 2nd half: 6-15 40.0% Game: 10-21 47.6%

Deadball  
Rebounds  
4

**Miami 75 • 13-4 (2-3 ACC)**

#	Player	Total		3-Ptr	Rebounds			PF	TP	A	TO	Blk	Stl	Min
		FG-FGA	FG-FGA	FT-FTA	Off	Def	Tot							
00	Ja'Quan Newton	* 1-4	0-0	1-2	0	1	1	2	3	2	1	0	2	22
03	Anthony Lawrence	* 5-9	3-5	0-0	0	7	7	2	13	1	2	2	5	36
04	Lonnie Walker	* 6-17	5-8	2-2	0	2	2	2	19	2	0	0	4	33
11	Bruce Brown	* 3-12	0-2	1-1	2	5	7	4	7	2	3	0	2	32
20	Dewan Huell	* 8-16	0-1	2-3	7	6	13	3	18	1	3	0	0	32
01	Dj Vasiljevic	0-3	0-3	0-0	0	2	2	1	0	0	0	0	0	6
02	Chris Lykes	5-13	1-6	2-2	0	1	1	1	13	2	1	0	0	27
15	Ebuka Izundu	1-4	0-0	0-0	2	1	3	1	2	0	1	0	0	12
Team					2	0	2							
Totals		29-78	9-25	8-10	13	25	38	16	75	10	11	2	13	200

FG % 1st Half: 16-38 42.1% 2nd half: 13-40 32.5% Game: 29-78 37.2%  
3FG % 1st Half: 4-12 33.3% 2nd half: 5-13 38.5% Game: 9-25 36.0%  
FT % 1st Half: 4-5 80.0% 2nd half: 4-5 80.0% Game: 8-10 80.0%

Deadball  
Rebounds  
2

Officials: Michael Stephens, Jeffrey Anderson, Michael Roberts  
Technical fouls: Duke-None. Miami-None.  
Attendance: 7972

Score by periods	1st	2nd	Total
Duke	42	41	83
Miami	40	35	75

Points	In	Off	2nd	Fast	Bench
DU	38	15	12	6	3
UM	38	20	18	31	15

Last FG - DU 2nd-00:47, UM 2nd-00:15.  
Largest lead - DU by 10 2nd-00:38, UM by 13 2nd-11:25.  
DU led for 18:21. UM led for 18:19. Game was tied for 03:20.

Score tied - 6 times.  
Lead changed - 12 times.

**Official Basketball Box Score -- Game Totals -- Final Statistics**  
**Miami vs NC State**  
**01/21/18 12:00 p.m. at Raleigh, N.C. (PNC Arena)**

**Miami 86 • 14-4, 3-3 ACC**

#	Player	Total			Rebounds			PF	TP	A	TO	Blk	Stl	Min
		FG-FGA	FG-FGA	FT-FTA	Off	Def	Tot							
00	Ja'Quan Newton	* 2-6	0-0	1-2	0	0	0	1	5	7	1	0	2	28
02	Chris Lykes	* 3-7	0-2	0-0	0	2	2	1	6	5	2	1	1	22
03	Anthony Lawrence	* 5-8	3-4	2-3	1	2	3	2	15	4	2	0	1	32
11	Bruce Brown	* 7-8	3-3	2-3	0	4	4	2	19	9	3	0	1	32
20	Dewan Huell	* 4-9	0-0	0-0	0	2	2	3	8	0	1	1	1	21
01	DJ Vasiljevic	2-7	2-6	0-0	0	4	4	0	6	0	0	0	0	15
04	Lonnie Walker	4-7	2-4	2-2	1	1	2	2	12	1	0	0	2	30
15	Ebuka Izundu	7-7	0-0	1-2	0	3	3	5	15	0	1	0	0	19
21	Sam Waardenburg	0-0	0-0	0-0	0	0	0	0	0	0	0	0	1	1
Team					3	1	4							
Totals		34-59	10-19	8-12	5	19	24	16	86	26	10	2	9	200

FG % 1st Half: 13-24 54.2% 2nd half: 21-35 60.0% Game: 34-59 57.6%  
3FG % 1st Half: 4-8 50.0% 2nd half: 6-11 54.5% Game: 10-19 52.6%  
FT % 1st Half: 6-10 60.0% 2nd half: 2-2 100.0% Game: 8-12 66.7%

Deadball  
Rebounds  
3,1

**NC State 81 • 13-7, 3-4 ACC**

#	Player	Total			3-Ptr	Rebounds			PF	TP	A	TO	Blk	Stl	Min
		FG-FGA	FG-FGA	FT-FTA	Off	Def	Tot								
00	ABU,Abdul-Malik	* 0-0	0-0	0-0	0	0	0	3	0	0	0	0	0	0	5
02	DORN,Torin	* 4-9	0-3	5-5	1	3	4	0	13	1	2	0	0	0	31
10	BEVERLY,Braxton	* 4-7	2-4	0-0	2	2	4	0	10	2	2	0	1	0	32
11	JOHNSON,Markell	* 0-4	0-1	0-0	0	3	3	2	0	14	6	1	0	0	31
14	YURTSEVEN,Omer	* 12-16	0-1	4-7	3	3	6	3	28	0	2	2	0	0	33
01	FREEMAN,Lennard	3-3	0-0	0-0	0	3	3	1	6	0	0	0	0	0	15
03	BATTS,Lavar	2-5	0-0	1-1	1	1	2	1	5	2	0	0	2	0	15
12	FREEMAN,Allerik	4-10	3-6	2-3	0	2	2	2	13	3	2	0	1	0	27
15	HUNT,Sam	2-3	2-3	0-0	0	2	2	0	6	0	1	0	0	0	11
	Team				2	1	3								
Totals		31-57	7-18	12-16	9	20	29	12	81	22	15	3	4	0	200

FG % 1st Half: 14-30 46.7% 2nd half: 17-27 63.0% Game: 31-57 54.4%  
3FG % 1st Half: 4-11 36.4% 2nd half: 3-7 42.9% Game: 7-18 38.9%  
FT % 1st Half: 0-0 0.0% 2nd half: 12-16 75.0% Game: 12-16 75.0%

Deadball  
Rebounds  
1,1

Officials: Roger Ayers, Ron Groover, Earl Walton  
Technical fouls: Miami-None. NC State-None.  
Attendance: 17265  
Fouled out: Miami: #15 Izundu, E. at 1:42 in 2nd half

Score by periods	1st	2nd	Total
Miami	36	50	86
NC State	32	49	81

Points	In	Off	2nd	Fast	Bench
UM	42	18	12	9	30
ST	32	12	10	9	30

Last FG - UM 2nd-00:22, ST 2nd-00:51.  
Largest lead - UM by 12 2nd-06:11, ST by 2 1st-19:46.  
UM led for 37:25. ST led for 00:29. Game was tied for 02:06.

Score tied - 2 times.  
Lead changed - 1 time.

**Official Basketball Box Score -- Game Totals -- Final Statistics**  
**Louisville vs Miami**  
**01/24/18 8:02 pm at Coral Gables, Fla. (Watsco Center)**

**Louisville 75 • 15-5 (5-2 ACC)**

#	Player	Total			3-Ptr		Rebounds			PF	TP	A	TO	Blk	Stl	Min
		FG-FGA	FG-FGA	FT-FTA	Off	Def	Tot									
00	V.J. King	* 2-5	0-1	0-0	0	2	2	2	4	0	1	0	0	13		
04	Quentin Snider	* 6-15	2-7	4-4	0	3	3	2	18	3	2	0	1	43		
05	Malik Williams	* 3-5	1-3	0-0	3	0	3	3	7	0	0	0	2	12		
13	Ray Spalding	* 4-7	0-0	1-5	5	8	13	3	9	1	2	5	2	34		
22	Deng Adel	* 4-16	1-5	4-7	1	4	5	4	13	0	0	1	1	41		
02	Darius Perry	0-0	0-0	0-0	0	1	1	1	0	0	1	0	0	1		
14	Anas Mahmoud	6-8	0-0	3-4	1	4	5	2	15	2	2	4	1	35		
24	Dwayne Sutton	1-3	0-1	0-0	1	2	3	3	2	0	0	0	0	12		
30	Ryan McMahon	1-6	1-5	2-3	0	0	0	1	5	2	3	0	2	27		
33	Jordan Nwora	0-0	0-0	2-2	0	0	0	1	2	0	0	0	0	7		
	Team					1	2	3								
Totals		27-65	5-22	16-25	12	26	38	22	75	8	11	10	9	225		

FG % 1st Half: 14-29 48.3% 2nd half: 13-31 41.9% OT: 0-5 0.0% Game: 27-65 41.5%  
3FG % 1st Half: 4-12 33.3% 2nd half: 1-9 11.1% OT: 0-1 0.0% Game: 5-22 22.7%  
FT % 1st Half: 6-9 66.7% 2nd half: 4-8 50.0% OT: 6-8 75.0% Game: 16-25 64.0%

Deadball  
Rebounds  
4,1

**Miami 78 • 15-4 (4-3 ACC)**

#	Player	Total			3-Ptr			Rebounds			PF	TP	A	TO	Blk	Stl	Min
		FG-FGA	FG-FGA	FT-FTA	Off	Def	Tot										
00	Ja'Quan Newton	*	2-10	0-1	8-10	3	4	7	4	12	2	1	0	1	1	29	
03	Anthony Lawrence	*	1-7	0-1	0-0	2	4	6	4	2	1	2	2	1	1	34	
04	Lonnie Walker	*	9-18	4-9	3-3	0	4	4	3	25	3	1	1	2	1	40	
11	Bruce Brown	*	2-10	0-4	4-8	4	7	11	3	8	2	3	0	3	3	38	
20	Dewan Huell	*	7-10	0-0	4-5	5	7	12	1	18	0	4	0	0	0	35	
01	DJ Vasiljevic		0-1	0-0	0-0	0	0	0	1	0	0	0	0	0	0	6	
02	Chris Lykes		2-6	2-6	3-5	0	0	0	1	9	4	0	0	1	0	20	
15	Ebuka Izundu		1-2	0-0	0-0	0	1	1	2	2	0	1	0	0	0	10	
21	Sam Waardenburg		0-1	0-1	0-0	3	4	7	0	0	1	1	1	0	0	13	
	Team					1	0	1		*2							
Totals			24-65	6-22	22-31	18	31	49	19	78	13	14	7	8		225	

FG % 1st Half: 12-29 41.4% 2nd half: 10-26 38.5% Game: 24-65 36.9%  
3FG % 1st Half: 3-11 27.3% 2nd half: 3-8 37.5% OT: 0-3 0.0% Game: 6-22 27.3%  
FT % 1st Half: 8

**Official Basketball Box Score -- Game Totals -- Final Statistics**  
**Pitt vs Miami**  
**01/31/18 7:05 pm at Coral Gables, Fla. (Watsco Center)**

**Pitt 57 • 8-15 (0-10 ACC)**

#	Player	Total		3-Ptr		Rebounds			PF	TP	A	TO	Blk	Stl	Min
		FG-FGA	FG-FGA	FT-FTA	Off	Def	Tot								
00	Jared Wilson-Frame	* 6-13	5-11	0-0	0	2	2	4	17	2	2	0	0	0	28
01	Parker Stewart	* 3-12	3-11	2-2	2	2	4	1	11	2	2	0	0	0	32
02	Marcus Carr	* 6-12	2-5	0-0	0	1	1	4	14	7	2	0	0	0	36
13	Khameron Davis	* 0-1	0-1	0-0	0	7	7	1	0	1	1	0	0	0	20
15	Kene Chukwuka	* 0-1	0-1	0-0	1	1	2	2	0	2	0	0	0	0	19
02	Jonathan Milligan	0-2	0-1	0-0	0	0	0	1	0	0	1	0	0	0	11
21	Terrell Brown	3-4	0-0	1-1	0	1	1	5	7	1	2	2	0	0	16
23	Shamuel Stevenson	4-8	0-0	0-0	1	3	4	1	8	1	0	1	0	0	20
33	Monty Boykins	0-0	0-0	0-0	0	0	0	0	0	0	0	0	0	0	3
42	Peace Ilegomah	0-0	0-0	0-0	0	2	2	0	0	0	0	0	0	1	5
Team					0	1	1								
Totals		22-53	10-30	3-3	4	20	24	19	57	16	11	2	3	200	

FG % 1st Half: 10-23 43.5% 2nd half: 12-30 40.0% Game: 22-53 41.5% Deadball Rebounds 1  
3FG % 1st Half: 5-12 41.7% 2nd half: 5-18 27.8% Game: 10-30 33.3%  
FT % 1st Half: 0-0 0.0% 2nd half: 3-3 100.0% Game: 3-3 100.0%

**Miami 69 • 16-5 (5-4 ACC)**

#	Player	Total		3-Ptr		Rebounds			PF	TP	A	TO	Blk	Stl	Min
		FG-FGA	FG-FGA	FT-FTA	Off	Def	Tot								
01	DJ Vasiljevic	* 3-7	2-5	0-1	2	1	3	1	8	0	0	0	0	1	26
02	Chris Lykes	* 3-10	2-6	5-8	0	3	3	2	13	5	2	0	0	0	33
03	Anthony Lawrence	* 5-11	0-1	0-0	2	8	10	2	10	3	0	0	0	2	32
04	Lonnie Walker	* 4-10	2-8	6-6	0	5	5	1	16	3	2	0	0	0	37
20	Dewan Huell	* 4-7	0-0	3-4	3	3	6	0	11	1	1	0	0	0	30
00	Ja'Quan Newton	1-4	0-1	1-2	0	2	2	3	3	2	1	0	0	0	15
15	Ebuka Izundu	2-3	0-0	0-0	2	2	4	1	4	0	0	1	0	0	12
21	Sam Waardenburg	1-3	0-1	2-2	3	1	4	1	4	1	2	0	0	0	15
Team					1	1	2								
Totals		23-55	6-22	17-23	13	26	39	11	69	15	8	1	3	200	

FG % 1st Half: 13-31 41.9% 2nd half: 10-24 41.7% Game: 23-55 41.8% Deadball Rebounds 5  
3FG % 1st Half: 4-12 33.3% 2nd half: 2-10 20.0% Game: 6-22 27.3%  
FT % 1st Half: 4-7 57.1% 2nd half: 13-16 81.3% Game: 17-23 73.9%

Officials: Jamie Luckie, Brent Hampton, Doug Simmons  
Technical fouls: Pitt-None. Miami-Ja'Quan Newton.  
Attendance: 7169

Score by periods	1st	2nd	Total
Pitt	25	32	57
Miami	34	35	69

	In Paint	Off T/O	2nd Chance	Fast Break	Bench
Pitt	24	13	3	0	15
UM	32	16	6	10	11

Last FG - UP 2nd-01:04, UM 2nd-01:15.  
Largest lead - UP by 1 2nd-10:43, UM by 15 1st-05:35.  
UP led for 00:44, UM led for 37:33. Game was tied for 01:43.  
Score tied - 2 times.  
Lead changed - 2 times.

**Official Basketball Box Score -- Game Totals -- Final Statistics**  
**Miami vs Virginia Tech**  
**02/03/18 2:00 PM at Cassell Coliseum, Blacksburg, Va.**

**Miami 84 • 17-5, 6-4**

#	Player	Total		3-Ptr		Rebounds			PF	TP	A	TO	Blk	Stl	Min
		FG-FGA	FG-FGA	FT-FTA	Off	Def	Tot								
01	DJ Vasiljevic	* 5-9	2-6	2-2	0	1	1	1	14	0	1	0	0	0	31
02	Chris Lykes	* 2-4	1-3	1-2	0	2	2	2	6	0	4	0	0	0	21
03	Anthony Lawrence	* 9-10	3-3	4-5	4	9	13	4	25	2	1	3	1	36	
04	Lonnie Walker	* 5-15	3-8	1-2	1	2	3	3	14	3	1	2	2	34	
20	Dewan Huell	* 0-5	0-0	3-4	0	4	4	1	3	0	1	0	0	0	20
00	Ja'Quan Newton	4-7	0-0	4-7	3	3	6	0	12	4	3	0	0	0	24
14	Rodney Miller	1-2	0-0	0-0	2	1	3	1	2	0	1	1	0	0	4
15	Ebuka Izundu	2-4	0-0	1-1	1	1	2	1	5	0	0	0	0	1	9
21	Sam Waardenburg	1-1	1-1	0-0	0	5	5	3	3	0	1	1	0	0	21
Team					1	1	2								
Totals		29-57	10-21	16-23	12	29	41	16	84	9	13	7	4	200	

FG % 1st Half: 17-29 58.6% 2nd half: 12-28 42.9% Game: 29-57 50.9% Deadball Rebounds 1  
3FG % 1st Half: 6-9 66.7% 2nd half: 4-12 33.3% Game: 10-21 47.6%  
FT % 1st Half: 4-5 80.0% 2nd half: 12-18 66.7% Game: 16-23 69.6%

**Virginia Tech 75 • 16-7, 5-5**

#	Player	Total		3-Ptr		Rebounds			PF	TP	A	TO	Blk	Stl	Min
		FG-FGA	FG-FGA	FT-FTA	Off	Def	Tot								
04	N. Alexander-Walker	* 5-10	3-5	2-2	0	1	1	3	15	1	3	1	1	32	
05	Justin Robinson	* 8-13	2-3	4-4	0	1	1	3	22	2	2	0	1	33	
10	Justin Bibbs	* 7-14	2-7	0-1	0	5	5	3	16	4	1	2	1	37	
13	Ahmed Hill	* 0-6	0-3	0-0	0	3	3	0	4	1	0	0	0	26	
24	Kerry Blackshear Jr.	* 1-4	0-1	0-1	0	1	1	0	2	0	0	0	0	15	
03	Wabissa Bede	2-3	1-2	0-0	0	0	0	0	5	0	0	0	0	7	
11	Devin Wilson	0-1	0-0	0-0	0	0	0	0	2	0	0	0	0	10	
14	P.J. Horne	3-5	0-1	2-7	2	5	7	1	8	0	0	0	1	23	
15	Chris Clarke	3-4	0-0	1-2	3	4	7	2	7	2	2	0	0	17	
Team					2	1	3								
Totals		29-60	8-22	9-17	7	21	28	17	75	13	9	3	4	200	

FG % 1st Half: 13-29 44.8% 2nd half: 16-31 51.6% Game: 29-60 48.3% Deadball Rebounds 3,1  
3FG % 1st Half: 3-10 30.0% 2nd half: 5-12 41.7% Game: 8-22 36.4%  
FT % 1st Half: 3-6 50.0% 2nd half: 6-11 54.5% Game: 9-17 52.9%

Officials: Mike Eades, Pat Driscoll, Ed Corbett  
Technical fouls: Miami-None. Virginia Tech-None.  
Attendance: 9275

Score by periods	1st	2nd	Total
Miami	44	40	84
Virginia Tech	32	43	75

	In Paint	Off T/O	2nd Chance	Fast Break	Bench
Miami	30	13	16	5	22
VT	38	21	11	11	20

Last FG - UM 2nd-00:52, VT 2nd-00:12.  
Largest lead - UM by 16 1st-02:09, VT by 5 1st-18:19.  
UM led for 37:06, VT led for 01:51. Game was tied for 01:03.  
Score tied - 2 times.  
Lead changed - 1 time.

**Official Basketball Box Score -- Game Totals -- Final Statistics**  
**Wake Forest vs Miami**  
**02/07/18 7:01 pm at Coral Gables, Fla. (Watsco Center)**

**Wake Forest 81 • 9-15 (2-10 ACC)**

#	Player	Total		3-Ptr		Rebounds			PF	TP	A	TO	Blk	Stl	Min
		FG-FGA	FG-FGA	FT-FTA	Off	Def	Tot								
00	CHILDRESS, BRANDON	* 3-7	1-3	2-2	0	4	4	4	9	4	2	0	2	31	
04	MOORE, DORAL	* 5-6	0-0	0-0	4	6	10	5	10	0	0	1	0	0	20
13	CRAWFORD, BRYANT	* 7-17	5-8	4-8	0	3	3	2	23	7	5	0	2	33	
20	THOMPSON, TERENCE	* 2-3	1-1	0-0	1	1	2	2	5	0	0	0	0	11	
23	BROWN, CHAUNDEE	* 8-14	2-4	2-3	2	1	3	1	20	1	2	1	0	31	
01	WOODS, KEYSYHAWN	4-11	0-4	2-2	0	3	3	2	10	4	1	0	1	28	
02	MITCHELL, DONOVAN	0-0	0-0	0-0	1	2	3	4	0	0	0	0	1	11	
11	EGGLESTON, MELO	0-0	0-0	0-0	0	0	0	1	0	0	0	0	0	0	
30	SARR, OLIVIER	2-7	0-2	0-0	1	0	1	2	4	0	1	0	0	17	
44	OKKEKE, SUNDAY	0-0	0-0	0-0	1	2	3	3	0	2	1	0	0	18	
Team					1	2	3								
Totals		31-65	9-22	10-15	11	24	35	26	81	18	13	2	6	200	

FG % 1st Half: 14-32 43.8% 2nd half: 17-33 51.5% Game: 31-65 47.7% Deadball Rebounds 3  
3FG % 1st Half: 3-9 33.3% 2nd half: 6-13 46.2% Game: 9-22 40.9%  
FT % 1st Half: 0-0 0.0% 2nd half: 10-15 66.7% Game: 10-15 66.7%

**Miami 87 • 18-5 (7-4 ACC)**

#	Player	Total		3-Ptr		Rebounds			PF	TP	A	TO	Blk	Stl	Min
		FG-FGA	FG-FGA	FT-FTA	Off	Def	Tot								
01	DJ Vasiljevic	* 3-7	2-5	1-1	2	3	5	3	9	1	1	0	0	0	19
02	Chris Lykes	* 3-8	1-3	6-7	0	2	2	2	13	5	2	0	1	31	
03	Anthony Lawrence	* 1-4	0-2	2-4	0	4	4	2	4	2	2	0	3	30	
04	Lonnie Walker	* 5-11	3-7	6-7	1	2	3	2	19	4	2	3	0	36	
20	Dewan Huell	* 4-7	0-0	2-4	3	7	10	2	10	0	2	2	1	25	
00	Ja'Quan Newton	6-12	0-1	4-6	2	1	3	3	16	1	0	0	0	28	
14	Rodney Miller	0-0	0-0	1-2	0	0	0	0	1	0	0	0	0	3	
15	Ebuka Izundu	1-1	0-0	1-2	0	2	2	1	3	0	0	0	1	11	
21	Sam Waardenburg	3-5	3-4	3-4	0	3	3	0	12	1	0	0	1	17	
Team					0	1	1								
Totals		26-55	9-22	26-37	8	25	33	15	87	14	9	5	7	200	

FG % 1st Half: 13-30 43.3% 2nd half: 13-25 52.0% Game: 26-55 47.3% Deadball Rebounds 8  
3FG % 1st Half: 3-10 30.0% 2

Official Basketball Box Score -- Game Totals -- Final Statistics  
Virginia vs Miami (FL)  
02/13/18 9:08 pm at Coral Gables, Fla. (Watsco Center)

Virginia 59 • 24-2 (13-1 ACC)

#	Player	Total		3-Ptr		Rebounds			PF	TP						Min
		FG-FGA	FG-FGA	FT-FTA	Off	Def	Total	A			TO	Blk	Stl			
00	Devon Hall	* 2-5	1-3	0-0	0	3	3	2	5	1	1	1	2	31		
05	Kyle Guy	* 5-9	2-5	1-1	0	1	1	2	13	3	3	0	1	35		
11	Ty Jerome	* 1-4	0-2	4-6	0	2	2	2	6	7	2	0	0	35		
21	Isaiah Wilkins	* 3-8	0-0	0-0	2	3	5	2	6	3	0	0	0	32		
33	Jack Salt	* 1-1	0-0	0-0	1	6	7	1	2	1	1	0	0	20		
12	De'Andre Hunter	8-16	3-6	3-3	1	2	3	2	22	0	2	1	1	30		
23	Nigel Johnson	1-3	0-1	1-2	0	2	2	0	3	0	0	0	0	10		
25	Mamadi Diakite	1-2	0-0	0-0	1	1	2	4	2	0	1	0	0	7		
Team					3	4	7			1				200		
Totals		22-48	6-17	9-12	8	24	32	15	59	15	11	2	5	207		
FG % 1st Half: 10-22		45.5%	2nd half: 12-26	46.2%	Game: 22-48	45.8%									Deadball	
3FG % 1st Half: 4-9		44.4%	2nd half: 2-8	25.0%	Game: 6-17	35.3%									Rebounds	
FT % 1st Half: 3-6		50.0%	2nd half: 6-6	100.0%	Game: 9-12	75.0%									3	



## PREFEASON HONORS

- Had 14 points, seven rebounds, four assists, three steals in win over North Florida (11/25)
- Posted 16 points, nine rebounds, five assists and no turnovers in win at No. 12 Minnesota (11/29)
- Scored 14 of his 17 points in the first half in win against Princeton (12/2)
- Missed Boston U. game with left hand injury; returned for GW game
- Averaged 12.3 points, 6.0 rebounds and 4.0 assists in Diamond Head Classic; scored season-high 20 points against Middle Tennessee
- Had 11 points and five boards in ACC opener at Pitt (12/30)
- Recorded nine points, nine rebounds, career-high four blocks and three steals at Georgia Tech (1/3)
- Tallied 23 points, including career-best 12-of-14 effort at free-throw line, in win over Florida State (1/7)
- Scored 19 points and dished out nine assists in win at NC State (1/21)

## 2017-18 HIGHLIGHTS

- Currently out with left-foot injury, which was diagnosed on Jan. 29; has missed last seven games, had surgery Feb. 1 and will be out approximately six weeks
- Ranked 12th in ACC in rebounds at 7.1 per game at time of injury (second among guards)
- Leads team in assists with 76
- Recorded second career triple-double in season opener vs. Gardner-Webb (10 points, 11 rebounds, 10 assists)
- Triple-double was third in program history and 31st in ACC history (sixth player in league history with two career triple-doubles)

## 2017-18 GAME-BY-GAME

2017-18 GAME BY GAME																		
	GS	Min	FG	Pct	3FG	Pct	FT	Pct	O-D-T	Avg	PF	FO	A	TO	Blk	Stl	Pts	Avg
Gard-Webb	*	31	5-9	.556	0-2	.000	0-3	.000	1-10-11	11.0	2	0	10	1	0	1	10	10.0
Navy	*	31	1-10	.100	0-3	.000	1-2	.500	1-5-6	8.5	1	0	6	3	1	0	3	6.5
Florida A&M	*	32	6-10	.600	2-4	.500	1-4	.250	1-7-8	8.3	2	0	4	2	0	2	15	9.3
vs. La Salle	*	33	2-9	.222	1-2	.500	2-4	.500	0-11-11	9.0	2	0	3	3	1	0	7	8.8
N. Florida	*	32	7-14	.500	0-2	.000	0-0	.000	1-6-7	8.6	2	0	4	1	0	3	14	9.8
at Minnesota	*	37	6-11	.545	2-4	.500	2-2	1.000	3-6-9	8.7	1	0	5	0	0	1	16	10.8
vs. Princeton	*	30	6-8	.750	4-5	.800	1-1	1.000	2-6-8	8.6	1	0	3	2	1	0	17	11.7
Boston U.		DNP (left hand)																
at GW	*	38	1-6	.167	0-3	.000	1-2	.500	1-2-3	7.9	2	0	3	1	0	3	3	10.6
at Hawai'i	*	32	1-4	.250	1-2	.500	1-2	.500	0-5-5	7.6	4	0	8	2	0	0	4	9.9
vs NMSU	*	32	3-10	.300	0-4	.000	7-9	.778	2-5-7	7.5	1	0	1	2	0	0	13	10.2
vs MTSU	*	39	8-16	.500	0-5	.000	4-7	.571	0-6-6	7.4	2	0	3	4	1	2	20	11.1
at Pitt	*	33	5-9	.556	0-2	.000	1-2	.500	2-3-5	7.2	2	0	3	2	1	1	11	11.1
at Ga. Tech	*	37	4-12	.333	1-3	.333	0-0	.000	2-7-9	7.3	3	0	2	4	4	3	9	10.9
FSU	*	36	5-8	.625	1-2	.500	12-14	.857	0-4-4	7.1	2	0	2	3	0	1	23	11.8
at Clemson	*	33	1-8	.125	0-3	.000	2-4	.500	3-4-7	7.1	5	1	1	2	2	2	4	11.3
Duke	*	32	3-12	.250	0-2	.000	1-1	1.000	2-5-7	7.1	4	0	2	3	0	2	7	11.0
at NC State	*	32	7-8	.875	3-3	1.000	2-3	.667	0-4-4	6.9	2	0	9	3	0	1	19	11.5
Louisville	*	38	2-10	.200	0-4	.000	4-8	.500	4-7-11	7.1	3	0	2	3	3	3	8	11.3
at FSU	*	32	5-14	.357	1-5	.200	2-2	1.000	0-7-7	7.1	2	0	5	2	1	0	13	11.4
Pittsburgh		DNP (left foot)																
at Va. Tech		DNP (left foot)																
Wake Forest		DNP (left foot)																
at BC		DNP (left foot)																
Virginia		DNP (left foot)																
Syracuse		DNP (left foot)																
at ND		DNP (left foot)																
BC																		
at UNC																		
Va. Tech																		

### SEASON/CAREER HIGHS

## Points

Season: 23 Florida State, 1/7/18  
Career: 30 North Carolina, 1/28/17  
ACC: 30 North Carolina, 1/28/17

## Rebounds

Season: 11 2x, last vs. La Salle, 11/22/17  
Career: 12 George Washington, 12/22/16  
ACC: 9 Notre Dame, 1/12/17

## Assists

Season: 10 Gardner-Webb, 11/10/17  
Career: 10 2x, last vs. Gard.-Webb, 11/10/17  
ACC: 9 at NC State, 1/18/18

## Steals

Season: 3 3x, last at Ga. Tech, 1/3/18  
Career: 3 8x, last at Ga. Tech, 1/3/18  
ACC: 3 NC State, 12/31/16

### Blocked Shots

Season: 4 at Georgia Tech, 1/3/18  
Career: 4 at Georgia Tech, 1/3/18  
ACC: 4 at Georgia Tech, 1/3/18

### Field Goals

Season: 8 Middle Tennessee, 12/25/17  
Career: 11 Duke, 2/25/17  
ACC: 11 Duke, 2/25/17

### Field-Goal Attempts

Season: 16 Middle Tennessee, 12/25/17  
Career: 18 Duke, 2/25/17  
ACC: 18 Duke, 2/25/17

### Free Throws

Season: 12 Florida State, 1/7/18  
Career: 12 Florida State, 1/7/18  
ACC: 12 Florida State, 1/7/18

### Free-Throw Attempts

Season: 14 Florida State, 1/7/18  
Career: 14 Florida State, 1/7/18  
ACC: 14 Florida State, 1/7/18

### 3-Point Field Goals

Season: 4 Princeton, 12/2/17  
Career: 4 North Carolina, 1/28/17  
ACC: 4 North Carolina, 1/28/17

**3-Point Field-Goal Attempts**

Season: 5 2x, last vs. MTSU, 12/25/17  
Career: 6 North Carolina, 1/28/17  
ACC: 6 North Carolina, 1/28/17

**Minutes**

Season: 39 Middle Tennessee, 12/25/17  
Career: 44 at Virginia, 2/20/17  
ACC: 44 at Virginia, 2/20/17

### CAREER TRIPLE-DOUBLES

10p, 11r, 10a vs. Gardner-Webb, 11/10/17  
11p, 11r, 10a vs. South Carolina State, 12/6/16

## CAREER DOUBLE-DOUBLES


10p, 11r, 10a vs. Gardner-Webb, 11/10/17  
14p, 12r vs. George Washington, 12/22/16  
11p, 11r, 10a vs. South Carolina State, 12/6/16

2016-17			
Opponent	P	R	A
WCU	7	8	5
at N. Florida	7	6	2
Penn	15	5	1
vs Stanford	10	6	2
vs Iowa State	2	7	2
vs Florida	15	4	1
Rutgers	11	9	2
vs Wofford	12	5	1
SC State	11	11	10
FAU	14	8	6
GW	14	12	2
Columbia	8	6	5
NC State	17	8	4
at Syracuse	9	7	2
Notre Dame	7	9	1
at Pittsburgh	17	6	3
at Wake Forest	9	3	1
at Duke	15	5	6
Boston Coll.	12	6	4
North Carolina	30	4	5
Florida State	17	5	1
at NC State	7	2	6
Virginia Tech	2	5	4
at Louisville	12	7	4
Georgia Tech	8	3	5
Clemson	9	5	5
at Virginia	14	3	0
Duke	25	4	4
at Va Tech	8	3	5
vs Florida St.	10	0	1
vs Syracuse	5	5	1
vs UNC	21	7	1
vs Michigan St.	11	2	4

## CAREER STATISTICS

CAREER STATISTICS										3-Point			Free Throws			Rebounds			Scoring									
Season	GP	GS	Min.	Avg.	FG	FGA	Pct.	3F	FGA	Pct.	FT	FTA	Pct.	Off.	Def.	Tot.	Avg.	PF	FO	Ast.	TO	Blk	Stl	Pts.	Avg.			
2016-17	33	29	1053	31.9	134	292	.459	33	95	.347	90	121	.744	48	138	186	5.6	83	2	106	67	18	49	391	11.8			
2017-18	19	19	640	33.7	78	188	.415	16	60	.267	44	70	.629	25	110	135	7.1	43	1	76	43	15	25	216	11.4			
TOTAL	52	48	1693	32.6	212	480	.442	49	155	.316	134	191	.702	73	248	321	6.2	126	3	182	110	33	74	607	11.7			





## 20 DEWAN HUELL

**So. • 6-11 • 236 • Forward**  
**Miami, Fla.**  
**Miami Norland HS**

### 2017-18 HIGHLIGHTS

- Ranks 16th in ACC in rebounding (6.6)
- In ACC games only, he ranks 14th in rebounding (6.9)
- Scored in double figures in 17 games, including three 20-plus point efforts
- Owns five career double-doubles (tied for 12th among active ACC players) – all this season
- 
- Tied for team lead with 14 points in season opener
- Recorded first career double-double against Navy (11/12) with 14 points and 10 rebounds
- Recorded 16 points (8-10 FG) in win vs. La Salle (11/22)
- Had huge game at No. 12 Minnesota, with career-high 23 points (15 in second half) (11/29)
- Recorded second double-double with 15 points, 12 rebounds at GW (12/16)
- Named to Diamond Head Classic All-Tournament Team; averaged 15.7 points, 6.0 rebounds and 1.7 blocks in tournament
- Scored 21 points against Middle Tennessee, hitting 7-of-8 from field and 7-of-8 from free-throw line (12/25)
- Recorded team-high 13 points as well as seven rebounds at Georgia Tech (1/3)
- Scored 20 points with eight boards against Florida State (1/7)
- Picked up third career double-double with 18 points, career-high 13 rebounds vs. Duke (1/15)
- Had double-double in OT win over Louisville with 18 points, 12 rebounds (1/24)

### 2017-18 GAME-BY-GAME

	GS	Min	FG	Pct	3FG	Pct	FT	Pct	O-D-T	Avg	PF	FO	A	TO	Blk	Stl	Pts	Avg
Gard-Webb	*	18	6-9	.667	0-0	.000	2-3	.667	2-6-8	8.0	1	0	2	3	2	1	14	14.0
Navy	*	22	6-8	.750	0-0	.000	2-3	.667	3-7-10	9.0	2	0	1	1	1	1	14	14.0
Florida A&M	*	24	4-6	.667	0-0	.000	2-2	1.000	1-4-5	7.7	1	0	0	1	1	2	10	12.7
vs. La Salle	*	26	8-10	.800	0-1	.000	0-0	.000	2-5-7	7.5	3	0	0	1	1	0	16	13.5
N. Florida	*	23	4-6	.667	0-0	.000	5-7	.714	1-5-6	7.2	2	0	0	3	0	0	13	13.4
at Minnesota	*	27	10-16	.625	0-0	.000	3-5	.600	1-1-2	6.3	3	0	0	0	1	0	23	15.0
vs. Princeton	*	15	3-7	.429	0-0	.000	3-4	.750	1-0-1	5.6	3	0	0	2	0	1	9	14.1
Boston U.	*	20	2-4	.444	0-0	.000	2-4	.500	2-4-6	5.6	1	0	1	0	3	0	6	13.1
at GW	*	31	7-12	.583	0-0	.000	1-2	.500	3-9-12	6.3	1	0	0	1	1	0	15	13.3
at Hawai'i	*	31	7-10	.700	0-0	.000	2-2	1.000	1-5-6	6.3	2	0	0	1	2	1	16	13.6
vs NMSU	*	27	4-6	.667	0-0	.000	2-4	.500	3-6-9	6.5	3	0	1	0	2	0	10	13.3
vs MTSU	*	32	7-8	.875	0-0	.000	7-8	.875	0-3-3	6.3	2	0	0	0	1	0	21	13.9
at Pitt	*	21	4-7	.571	0-0	.000	0-0	.000	2-5-7	6.3	0	0	0	1	1	1	8	13.5
at Ga. Tech	*	32	4-7	.571	0-0	.000	5-6	.833	4-4-8	6.4	1	0	1	1	2	0	13	13.4
FSU	*	34	8-12	.667	0-1	.000	4-7	.571	2-6-8	6.5	3	0	1	1	2	0	20	13.9
at Clemson	*	30	4-9	.444	0-0	.000	2-3	.667	3-4-7	6.6	3	0	2	0	1	2	10	13.6
Duke	*	32	8-16	.500	0-1	.000	2-3	.667	7-6-13	6.9	3	0	1	3	0	0	18	13.9
at NC State	*	21	4-9	.444	0-0	.000	0-0	.000	0-2-2	6.7	3	0	0	1	1	1	8	13.6
Louisville	*	35	7-10	.700	0-0	.000	4-5	.800	5-7-12	6.9	1	0	0	4	0	0	18	13.8
at FSU	*	36	3-7	.429	0-0	.000	2-2	1.000	3-3-6	6.9	2	0	0	2	0	2	8	13.5
Pittsburgh	*	30	4-7	.571	0-0	.000	3-4	.750	3-3-6	6.9	0	0	1	1	0	0	11	13.4
at Va. Tech	*	20	0-5	.000	0-0	.000	3-4	.750	0-4-4	6.7	1	0	0	1	0	0	3	12.9
Wake Forest	*	25	4-7	.571	0-0	.000	2-4	.500	3-7-10	6.9	2	0	0	2	2	1	10	12.8
at BC	*	24	1-5	.200	0-0	.000	0-0	.000	1-3-4	6.8	3	0	0	2	1	0	2	12.3
Virginia	*	16	0-1	.000	0-0	.000	0-0	.000	0-3-3	6.6	1	0	0	1	1	0	0	11.8
Syracuse	*	29	3-6	.500	0-0	.000	1-2	.500	2-8-10	6.7	1	0	0	1	1	0	7	11.7
at ND	*	25	3-7	.429	0-0	.000	1-2	.500	0-3-3	6.6	2	0	0	4	0	0	7	11.5
BC																		
at UNC																		
Va. Tech																		

### 2016-17

Opponent	P	R	A
WCU	13	7	1
at N. Florida	15	8	0
Penn	11	5	0
vs Stanford	3	3	0
vs Iowa State	5	6	0
vs Florida	10	6	1
Rutgers	14	7	0
vs Wofford	2	1	0
SC State	5	3	0
FAU	9	10	0
GW	2	1	0
Columbia	4	1	0
NC State	0	0	1
at Syracuse	6	3	1
Notre Dame	2	0	0
at Pittsburgh	4	3	0
at Wake Forest	9	8	0
at Duke	7	3	0
Boston Coll.	8	3	1
North Carolina	5	1	0
Florida State	7	1	0
at NC State	3	2	0
Virginia Tech	3	5	0
at Louisville	4	3	1
Georgia Tech	13	2	0
Clemson	6	1	0
at Virginia	1	1	0
Duke	2	1	0
at Va Tech	0	1	0
vs Florida St.	5	2	0
vs Syracuse	DNP		
vs UNC	1	1	0
vs Michigan St.	8	0	0

### SEASON/CAREER HIGHS

#### Points

Season: 23 at Minnesota, 11/29/17  
 Career: 23 at Minnesota, 11/29/17  
 ACC: 20 Florida State, 1/7/18

#### Rebounds

Season: 13 Duke, 1/15/18  
 Career: 13 Duke, 1/15/18  
 ACC: 13 Duke, 1/15/18

#### Assists

Season: 2 2x, last at Clemson, 1/13/18  
 Career: 2 2x, last at Clemson, 1/13/18  
 ACC: 2 at Clemson, 1/13/18

#### Steals

Season: 2 3x, last at Florida St., 1/27/18  
 Career: 2 4x, last at Florida St., 1/27/18  
 ACC: 2 2x, last at Florida St., 1/27/18

#### Blocked Shots

Season: 3 2x, last vs. Boston U., 12/5/17  
 Career: 3 2x, last vs. Boston U., 12/5/17  
 ACC: 3 Virginia Tech, 2/8/17

#### Field Goals

Season: 10 at Minnesota, 11/29/17  
 Career: 10 at Minnesota, 11/29/17  
 ACC: 8 2x, last vs. Duke, 1/15/18

#### Field-Goal Attempts

Season: 16 2x, last vs. Duke, 1/15/18  
 Career: 16 2x, last vs. Duke, 1/15/18  
 ACC: 16 Duke, 1/15/18

#### Free Throws

Season: 7 Middle Tennessee, 12/25/17  
 Career: 7 Middle Tennessee, 12/25/17  
 ACC: 5 2x, last at Georgia Tech, 1/3/18

#### Free-Throw Attempts

Season: 8 Middle Tennessee, 12/25/17  
 Career: 8 Middle Tennessee, 12/25/17  
 ACC: 7 Florida State, 1/7/18

#### 3-Point Field Goals

Season: -

Career: -

ACC: -

#### 3-Point Field-Goal Attempts

Season: 1 3x, last vs. Duke, 1/15/18  
 Career: 1 5x, last vs. Duke, 1/15/18  
 ACC: 1 4x, last vs. Duke, 1/15/18

#### Minutes


Season: 36 at Florida State, 1/27/18  
 Career: 36 at Florida State, 1/27/18  
 ACC: 36 at Florida State, 1/27/18

### CAREER DOUBLE-DOUBLES

15p, 12r at George Washington, 12/16/17  
 14p, 10r vs. Navy, 11/12/17  
 18p, 13r vs. Duke, 1/15/18  
 18p, 12r vs. Louisville, 1/24/18  
 10p, 10r vs. Wake Forest, 2/7/18

### CAREER STATISTICS

Season	GP	GS	Min.	Avg.	FG	FGA	Pct.	3-Point FG	3-Point FGA	3-Point Pct.	Free Throws FT	Free Throws FTA	Free Throws Pct.	Off.	Rebounds Def.	Rebounds Tot.	Avg.	PF	FO	Ast.	TO	Blk	Stl	Pts.	Avg.
2016-17	32	15	557	17.4	77	145	.531	0	2	.000	33	51	.647	45	54	99	3.1	61	0	6	30	25	13	187	5.8
2017-18	27	27	706	26.1	125	217	.576	0	3	.000	60	86	.698	55	123	178	6.6	50	0	11	38	27	13	310	11.5
<b>TOTAL</b>	<b>59</b>	<b>42</b>	<b>1263</b>	<b>21.4</b>	<b>202</b>	<b>362</b>	<b>.558</b>	<b>0</b>	<b>5</b>	<b>.000</b>	<b>93</b>	<b>137</b>	<b>.679</b>	<b>100</b>	<b>177</b>	<b>277</b>	<b>4.7</b>	<b>111</b>	<b>0</b>	<b>17</b>	<b>68</b>	<b>52</b>	<b>26</b>	<b>497</b>	<b>8.4</b>



# 15 EBUKA IZUNDU

Jr. • 6-10 • 235 • Center  
Charlotte, N.C. / Lagos, Nigeria  
Victory Christian Center

## 2017-18 HIGHLIGHTS

- Recorded first college double-double in season opener, scoring 14 points and grabbing career-high 10 boards
- Scored seven points and added a pair of blocks in win at Hawai'i (12/23)
- Scored four points, with five rebounds and two blocks at Pitt (12/30)
- Went 7-for-7 from field and scored 15 points in win at NC State (1/21)
- Scored six points and grabbed four boards at Boston College (2/10)
- Scored eight points and pulled down five rebounds in season-high 24 minutes against Virginia (2/13)
- Made first start of season at Notre Dame (2/19) and scored 14 points with eight boards (10 points in game's final 10 minutes); had key putback with 11 seconds remaining to seal game

## 2017-18 GAME-BY-GAME

	GS	Min	FG	Pct	3FG	Pct	FT	Pct	O-D-T	Avg	PF	FO	A	TO	Blk	Stl	Pts	Avg	
Gard-Webb	22	6-7	.857	0-0	.000	2-4	.500	2-8-10	10.0	4	0	0	1	1	1	0	14	14.0	
Navy	19	5-6	.833	0-0	.000	2-3	.667	3-1-4	7.0	2	0	0	2	2	1	1	12	13.0	
Florida A&M	21	2-4	.500	0-0	.000	0-2	.000	4-2-6	6.7	0	0	0	0	1	3	0	4	10.0	
vs. La Salle	12	1-1	1.000	0-0	.000	1-1	1.000	1-1-2	5.5	4	0	0	0	2	0	1	3	8.3	
N. Florida	11	2-2	1.000	0-0	.000	1-2	.500	2-5-7	5.8	0	0	0	0	3	0	0	5	7.6	
at Minnesota	13	0-0	.000	0-0	.000	0-0	.000	2-1-3	5.3	3	0	0	1	1	2	0	0	6.3	
vs. Princeton	20	3-4	.750	0-0	.000	0-0	.000	2-2-4	5.1	3	0	0	0	1	0	0	6	6.3	
Boston U.	19	0-1	.000	0-0	.000	0-2	.000	3-2-5	5.1	4	0	0	0	1	0	1	0	5.5	
at GW	14	1-2	.500	0-0	.000	0-0	.000	3-0-3	4.9	1	0	0	0	0	1	1	2	5.1	
at Hawai'i	11	3-6	.500	0-0	.000	1-2	.500	2-1-3	4.7	1	0	0	0	0	2	0	7	5.3	
vs NMSU	17	2-4	.500	0-0	.000	0-0	.000	0-3-3	4.5	2	0	0	0	2	0	1	4	5.2	
vs MTSU	8	1-2	.500	0-0	.000	0-0	.000	1-1-2	4.3	3	0	0	0	2	0	0	2	4.9	
at Pitt	17	2-4	.500	0-0	.000	0-0	.000	2-3-5	4.4	1	0	1	0	1	0	2	0	4	4.8
at Ga. Tech	6	0-0	.000	0-0	.000	0-0	.000	0-1-1	4.1	4	0	0	0	1	0	0	0	4.5	
FSU	14	2-3	.667	0-0	.000	0-0	.000	0-1-1	3.9	4	0	0	0	1	0	0	4	4.5	
at Clemson	13	0-0	.000	0-0	.000	0-2	.000	1-2-3	3.9	2	0	0	0	0	0	1	0	4.2	
Duke	12	1-4	.250	0-0	.000	0-0	.000	2-1-3	3.8	1	0	0	0	1	0	0	2	4.1	
at NC State	19	7-7	1.000	0-0	.000	1-2	.500	0-3-3	3.8	5	1	0	0	1	0	0	15	4.7	
Louisville	10	1-2	.500	0-0	.000	0-0	.000	0-1-1	3.6	2	0	0	0	1	0	0	2	4.5	
at FSU	9	1-1	1.000	0-0	.000	0-0	.000	0-0-0	3.5	3	0	0	0	0	1	0	2	4.4	
Pittsburgh	12	2-3	.667	0-0	.000	0-0	.000	2-2-4	3.5	1	0	0	0	0	1	0	4	4.4	
at Va. Tech	9	2-4	.500	0-0	.000	1-1	1.000	1-1-2	3.4	1	0	0	0	0	0	1	5	4.4	
Wake Forest	11	1-1	1.000	0-0	.000	1-2	.500	0-2-2	3.3	1	0	0	0	0	0	1	3	4.3	
at BC	13	3-3	1.000	0-0	.000	0-2	.000	3-1-4	3.4	3	0	0	0	1	0	0	6	4.4	
Virginia	24	4-6	.667	0-0	.000	0-0	.000	3-2-5	3.4	3	0	0	0	1	1	1	8	4.6	
Syracuse	12	1-1	1.000	0-0	.000	0-0	.000	1-1-2	3.4	0	0	0	0	0	0	1	2	4.5	
at ND	* 26	7-8	.875	0-0	.000	0-1	.000	4-4-8	3.6	4	0	0	0	0	2	3	14	4.8	
BC																			
at UNC																			
Va. Tech																			

	2016-17				2015-16			
Opponent	P	R	A		Opponent	P	R	A
WCU	13	7	1		UTRGV	0	0	0
at N. Florida	15	8	0		Louisiana	0	0	0
vs Stanford	0	3	0		vs. Miss. St.	11	7	0
vs Iowa State	0	3	0		vs. Utah	4	3	1
vs Florida	0	0	0		Charlotte	0	0	1
Rutgers	4	2	0		Florida	0	1	0
vs Wofford	9	5	0		Charleston	1	0	0
SC State	9	3	0		at La Salle	6	4	0
FAU	2	2	0		at Clemson	0	0	0
GW	12	4	0		Pittsburgh	2	0	0
Columbia	6	3	1		at Florida St.	0	0	0
NC State	3	7	0		Virginia Tech	0	0	0
at Syracuse	0	2	0		at UNC	6	2	1
Notre Dame	2	4	0		at Virginia Tech2	0	0	0
at Pittsburgh	2	2	0		vs. Villanova	0	2	0
at Wake	6	5	0					
at Duke	0	2	1					
Boston College	0	2	0					
UNC	0	3	0					
Florida State	0	1	0					
at NC State	16	6	0					
Virginia Tech	8	1	1					
at Louisville	8	5	0					
Georgia Tech	2	3	0					
Clemson	12	2	1					
at Virginia	6	3	1					
Duke	3	5	0					
at Va. Tech	0	2	0					
vs Florida St.	0	2	0					
vs Syracuse	0	1	0					
vs UNC	2	2	0					
vs Michigan St.	5	3	0					

## SEASON/CAREER HIGHS

### Points

Season: 15 at NC State, 1/21/18  
Career: 16 at NC State, 2/4/17  
ACC: 16 at NC State, 2/4/17

### Rebounds

Season: 10 Gardner-Webb, 11/10/17  
Career: 10 Gardner-Webb, 11/10/17  
ACC: 7 NC State, 12/31/16

### Assists

Season: 2 Navy, 11/12/17  
Career: 2 Navy, 11/12/17  
ACC: 1 6x, last at Pitt, 12/30/17

### Steals

Season: 3 at Notre Dame, 2/19/18  
Career: 3 at Notre Dame, 2/19/18  
ACC: 3 at Notre Dame, 2/19/18

### Blocked Shots

Season: 3 Florida A&M, 11/16/17  
Career: 3 4x, last vs. Florida A&M, 11/16/17  
ACC: 3 Notre Dame, 1/12/17

### Field Goals

Season: 7 2x, last at Notre Dame, 2/19/18  
Career: 7 2x, last at Notre Dame, 2/19/18  
ACC: 7 2x, last at Notre Dame, 2/19/18

### Field-Goal Attempts

Season: 8 at Notre Dame, 2/19/18  
Career: 10 Clemson, 2/18/17  
ACC: 10 Clemson, 2/18/17

### Free Throws

Season: 2 2x, last vs. Navy, 11/12/17  
Career: 5 vs. Mississippi State, 11/19/15  
ACC: 4 2x, last at NC State, 2/4/17

### Free-Throw Attempts

Season: 4 Gardner-Webb, 11/10/17  
Career: 7 vs. Mississippi State, 11/19/15  
ACC: 6 at North Carolina, 2/20/16

### Minutes

Season: 26 at Notre Dame, 2/19/18  
Career: 27 at NC State, 2/4/17  
ACC: 27 at NC State, 2/4/17

## CAREER DOUBLE-DOUBLES

14p, 10r vs. Gardner-Webb, 11/10/17

## CAREER STATISTICS

Season	GP	GS	Min.	Avg.	FG	FGA	Pct.	FG	FGA	Pct.	FT	FTA	Pct.	Off.	Def.	Tot.	Avg.	PF	FO	Ast.	TO	Blk	Stl	Pts.	Avg.
2015-16	15	0	79	5.3	10	16	.625	0	0	.000	12	19	.632	13	6	19	1.3	17	0	3	5	3	2	32	2.1
2016-17	32	9	417	13.0	53	98	.541	0	0	.000	29	42	.690	47	50	97	3.0	75	2	6	27	25	7	135	4.2
2017-18	27	1	394	14.6	60	86	.698	0	0	.000	10	26	.385	44	52	96	3.6	62	1	5	23	18	13	130	4.8
TOTAL	74	10	890	12.0	123	200	.615	0	0	.000	51	87	.586	104	108	212	2.9	154	3	14	55	46	22	297	4.0



## 3 ANTHONY LAWRENCE II

**Jr. • 6-7 • 210 • Guard**  
**St. Petersburg, Fla.**  
**Lakewood Senior HS**

### 2017-18 HIGHLIGHTS

- Has recorded seven or more rebounds in 13 games
- Ranks 14th in ACC in rebounding (6.7)
- In ACC games only, he is second in steals (1.93/game) and 11th in rebounding (7.2)
- Scored 10 points on 4-for-5 shooting and grabbed seven boards in win over Navy (11/12)
- Had a stat sheet stuffer game against La Salle (11/22): set career high with 10 rebounds and tied his career highs in assists (5) and blocks (3)
- Scored 14 points and added three steals against North Florida (11/25)
- Recorded eight points and seven boards while fouling out in win at No. 12 Minnesota (11/29)
- Recorded 10 rebounds against Princeton (12/2)

- Dished out career-high six assists while playing 33 minutes against Boston U. (12/5)
- Scored team-high 12 points (10 in first half), with six boards, three blocks at Pitt (12/30)
- Pulled down career-high 12 rebounds in back-to-back games at Georgia Tech (1/3) and vs. Florida State (1/7); first UM player to record two straight 12-plus rebound games since Tonye Jikiri in January 2016
- Scored season-high 16 points at Clemson (1/13)
- Had strong game against Duke with 13 points, seven rebounds, career-high five steals (1/15)
- Recorded 19 points at Florida State (1/27)
- Recorded first career double-double with 10 points, 10 rebounds vs. Pitt (1/31)

- Had big double-double at Virginia Tech with career highs in points (25) and rebounds (13) as well as three blocks (2/3)
- Had seven points, six rebounds, six assists and two steals at Notre Dame (2/19)

### SEASON/CAREER HIGHS

#### Points

Season: 25 at Virginia Tech, 2/3/18  
 Career: 25 at Virginia Tech, 2/3/18  
 ACC: 25 at Virginia Tech, 2/3/18

#### Rebounds

Season: 13 at Virginia Tech, 2/3/18  
 Career: 13 at Virginia Tech, 2/3/18  
 ACC: 13 at Virginia Tech, 2/3/18

#### Assists

Season: 6 2x, last at Notre Dame, 2/19/18  
 Career: 6 2x, last at Notre Dame, 2/19/18  
 ACC: 6 at Notre Dame, 2/19/18

#### Steals

Season: 5 Duke, 1/15/18  
 Career: 5 Duke, 1/15/18  
 ACC: 5 Duke, 1/15/18

#### Blocked Shots

Season: 3 3x, last at Virginia Tech, 2/3/18  
 Career: 3 4x, last at Virginia Tech, 2/3/18  
 ACC: 3 2x, last at Virginia Tech, 2/3/18

#### Field Goals

Season: 9 at Virginia Tech, 2/3/18  
 Career: 9 at Virginia Tech, 2/3/18  
 ACC: 9 at Virginia Tech, 2/3/18

#### Field-Goal Attempts

Season: 12 at Clemson, 1/13/18  
 Career: 12 at Clemson, 1/13/18  
 ACC: 12 at Clemson, 1/13/18

#### Free Throws

Season: 6 North Florida, 11/25/17  
 Career: 6 North Florida, 11/25/17  
 ACC: 4 6x, last at Virginia Tech, 2/3/18

#### Free-Throw Attempts

Season: 7 North Florida, 11/25/17  
 Career: 7 North Florida, 11/25/17  
 ACC: 5 3x, last at Virginia Tech, 2/3/18

#### 3-Point Field Goals

Season: 4 at Florida State, 1/27/18  
 Career: 4 3x, last at Florida State, 1/27/18  
 ACC: 4 3x, last at Florida State, 1/27/18

#### 3-Point Field-Goal Attempts

Season: 6 at Florida State, 1/27/18  
 Career: 9 5x, at Virginia Tech, 2/27/17  
 ACC: 9 4x, at Virginia Tech, 2/27/17

#### Minutes

Season: 36 2x, last at Virginia Tech, 2/3/18  
 Career: 40 at Virginia, 2/20/17  
 ACC: 40 at Virginia, 2/20/17

### CAREER DOUBLE-DOUBLES

10p, 10r vs. Pitt, 1/31/18  
 25p, 13r at Virginia Tech, 2/3/18

### 2017-18 GAME-BY-GAME

	GS	Min	FG	Pct	3FG	Pct	FT	Pct	O-D-T	Avg	PF	FO	A	TO	Blk	Stl	Pts	Avg
Gard-Webb	* 22	1-4	.250	1-3	.333	0-0	.000	3-4-7	7.0	3	0	1	0	0	2	3	3.0	
Navy	* 30	4-5	.800	1-2	.500	1-2	.500	0-7-7	7.0	1	0	2	2	2	1	10	6.5	
Florida A&M	* 25	4-6	.667	3-5	.600	0-4	.000	0-4-4	6.0	3	0	1	2	0	0	11	8.0	
vs. La Salle	* 27	2-6	.333	1-2	.500	2-3	.667	5-5-10	7.0	4	0	5	1	3	1	7	7.8	
N. Florida	* 27	4-7	.571	0-1	.000	6-7	.857	3-1-4	6.4	3	0	3	1	0	3	14	9.0	
at Minn.	* 25	3-6	.500	2-3	.667	0-0	.000	0-7-7	6.5	5	1	4	2	0	1	8	8.8	
vs. Prince.	* 31	2-6	.333	1-3	.333	0-0	.000	1-9-10	7.0	0	0	3	3	2	0	5	8.3	
Boston U.	* 33	1-5	.200	1-4	.250	2-3	.667	0-2-2	6.4	2	0	6	3	0	1	5	7.9	
at GW	* 31	2-5	.400	1-2	.500	0-0	.000	1-8-9	6.7	3	0	3	1	1	0	5	7.6	
at Hawai'i	* 27	5-7	.714	0-1	.000	1-1	1.000	2-2-4	6.4	4	0	0	1	1	1	11	7.9	
vs NMSU	* 29	1-3	.333	0-2	.000	2-2	1.000	1-3-4	6.2	2	0	1	2	2	0	4	7.5	
vs MTSU	* 34	2-3	.667	2-2	1.000	3-4	.750	3-2-5	6.1	2	0	2	2	1	0	9	7.7	
at Pitt	* 28	5-7	.714	2-2	1.000	0-0	.000	1-5-6	6.1	2	0	2	4	3	1	12	8.0	
at Ga. Tech	* 32	4-8	.500	0-1	.000	1-2	.500	3-9-12	6.5	3	0	1	1	0	1	9	8.1	
FSU	* 32	0-2	.000	0-0	.000	2-2	1.000	0-12-12	6.9	4	0	2	5	0	1	2	7.7	
at Clemson	* 33	6-12	.500	2-6	.333	2-4	.500	3-1-4	6.7	2	0	0	1	1	2	16	8.2	
Duke	* 36	5-9	.556	3-5	.600	0-0	.000	0-7-7	6.7	2	0	1	2	2	5	13	8.5	
at NC State	* 32	5-8	.625	3-4	.750	2-3	.667	1-2-3	6.5	4	0	4	2	0	1	15	8.8	
Louisville	* 34	1-7	.143	0-1	.000	0-0	.000	2-4-6	6.5	4	0	1	2	2	1	2	8.5	
at FSU	* 33	7-11	.636	4-6	.667	1-1	1.000	1-4-5	6.4	4	0	1	0	0	2	19	9.0	
Pitt	* 32	5-11	.455	0-1	.000	0-0	.000	2-8-10	6.6	2	0	3	0	0	2	10	9.0	
at Va. Tech	* 36	9-10	.900	3-3	1.000	4-5	.800	4-9-13	6.9	4	0	2	1	3	1	25	9.8	
Wake Forest	* 30	1-4	.250	0-2	.000	2-4	.500	0-4-4	6.7	2	0	2	2	0	3	4	9.5	
at BC	* 31	1-5	.200	1-3	.333	3-5	.600	2-7-9	6.8	1	0	4	2	1	2	6	9.4	
Virginia	* 32	0-7	.000	0-3	.000	2-2	1.000	1-6-7	6.8	1	0	2	0	1	2	2	9.1	
Syracuse	* 36	2-9	.222	0-2	.000	0-0	.000	1-3-4	6.7	1	0	5	2	0	3	4	8.9	
at ND	* 34	2-7	.286	1-5	.200	2-3	.667	1-5-6	6.7	1	0	6	3	0	2	7	8.8	
BC																		
at UNC																		
Va. Tech																		

2016-17				2015-16			
Opponent	P	R	A	Opponent	P	R	A
WCU	14	5	1	UTRGV	1	2	0
at N. Florida	4	4	0	Louisiana	12	6	4
Penn	0	3	2	vs. Miss. St.	10	4	2
vs Stanford	18	3	1	vs. Utah	0	0	2
vs Iowa State	6	2	0	vs. Butler	7	1	1
vs Florida	2	3	2	Northeastern	0	1	0
Rutgers	8	4	0	at Nebraska	13	7	0
vs Wofford	3	5	1	Charlotte	9	1	1
SC State	5	7	1	Charleston	11	2	1
FAU	13	6	0	at La Salle	2	2	3
GW	2	2	2	Princeton	0	1	0
Columbia	10	5	1	Syracuse	1	2	0
NC State	6	5	1	Florida State	0	0	0
at Syracuse	0	0	1	at Virginia	0	1	0
Notre Dame	6	9	1	at Clemson	3	1	0
at Pittsburgh	9	5	2	at BC	0	0	1
at Wake	16	0	2	Wake Forest	0	0	0
at Duke	0	0	0	at NC State	0	0	0
Boston Coll.	7	6	1	Notre Dame	18	2	0
North Carolina	3	4	4	at Ga Tech	5	3	3
Florida State	2	2	1	Pittsburgh	2	1	0
at NC State	19	4	2	at Florida St	3	1	1
Virginia Tech	12	4	3	Virginia Tech	5	2	0
at Louisville	7	3	3	at UNC	11	4	2
Georgia Tech	4	4	2	Virginia	1	3	2
Clemson	10	4	5	Louisville	3	2	1
at Virginia	4	6	5	at Notre Dame	0	1	2
Duke	2	3	2	at Va Tech	2	4	0
at Va Tech	18	5	1	vs. Va Tech	4	2	1
vs Florida St	2	1	1	vs. Virginia	5	4	0
vs Syracuse	3	2	4	vs. Buffalo	0	0	0
vs UNC	6	3	1	vs. Wichita St	0	2	0
vs Mich. State	3	3	0	vs. Villanova	8	1	0

### CAREER STATISTICS

Season	GP	GS	Min.	Avg.	FG	FGA	Pct.	3-Point FG	3-Point FGA	3-Point Pct.	Free Throws FT	Free Throws FTA	Free Throws Pct.	Off.	Rebounds Def.	Rebounds Tot.	Avg.	PF	FO	Ast.	TO	Blk	Stl	Pts.	Avg.
2015-16	33	0	397	12.0	47	92	.511	18	42	.429	24	40	.600	29	34	63	1.9	39	0	27	13	11	17	136	4.1
2016-17	33	18	857	26.0	72	173	.416	35	99	.354	45	62	.726	27	97	124	3.8	78	1	57	47	15	42	224	6.8
2017-18	27	27	832	30.8	84	180	.467	32	74	.432	38	57	.667	41	140	181	6.7	67	1	67	47	25	39	238	8.8
<b>TOTAL</b>	<b>93</b>	<b>45</b>	<b>2086</b>	<b>22.4</b>	<b>203</b>	<b>445</b>	<b>.456</b>	<b>85</b>	<b>215</b>	<b>.395</b>	<b>107</b>	<b>159</b>	<b>.673</b>	<b>97</b>	<b>271</b>	<b>368</b>	<b>4.0</b>	<b>184</b>	<b>2</b>	<b>151</b>	<b>107</b>	<b>51</b>	<b>98</b>	<b>598</b>	<b>6.4</b>



## 2 CHRIS LYKES

**Fr. • 5-7 • 161 • Guard**  
**Mitchellville, Md.**  
**Gonzaga College HS**

### 2017-18 HONORS

- ACC Rookie of the Week - Jan. 8

### 2017-18 HIGHLIGHTS

- Has hit at least one 3-pointer in 23 of 27 games, including two or more in 15 contests
- Averaging 11.1 points per game in ACC play (third on team)
- Scored in double figures in nine ACC games, including four of last five
- Averaged 14.2 points over last five games
- Averaging 12.4 ppg in his seven starts -----
- Hit a 3-pointer and played 18 minutes in college debut against Gardner-Webb (11/10)
- Scored 13 points and dished out four assists in win over Florida A&M (11/16)
- Scored 10 points and added three steals in win at No. 12 Minnesota (11/29)
- Recorded 10 points (2-3 3FG) in ACC opener at Pitt (12/30)

- Scored eight points and handed out five assists at Georgia Tech (1/3)
- Recorded 18 points on 6-of-10 shooting in 25 minutes in win over Florida State (1/7)
- Named ACC Rookie of Week on Jan. 8 after GT/FSU performances
- Scored 13 points (3-5 3FG) at Clemson (1/13)
- Made first college start at NC State (1/21)
- Started and played season-high 33 minutes against Pitt, scoring 13 points and dishing out five assists (1/31)
- Scored 16 points at Boston College (2/10)
- Scored career-high 19 points (17 in second half) against Virginia (2/13)

### 2017-18 GAME-BY-GAME

	GS	Min	FG	Pct	3FG	Pct	FT	Pct	O-D-T	Avg	PF	FO	A	TO	Blk	Stl	Pts	Avg
Gardner-Webb	18	1-6	.167	1-5	.200	0-0	.000	0-1-1	1.0	3	0	1	4	0	1	3	3.0	
Navy	17	3-5	.600	2-2	1.000	0-0	.000	0-1-1	1.0	2	0	2	0	0	2	8	5.5	
Florida A&M	21	4-7	.571	3-6	.500	2-3	.667	0-1-1	1.0	2	0	4	1	0	1	13	8.0	
vs. La Salle	6	0-2	.000	0-0	.000	0-0	.000	0-1-1	1.0	2	0	0	1	0	0	0	6.0	
North Florida	19	4-9	.444	2-5	.400	0-1	.000	0-0-0	0.8	2	0	4	1	0	1	10	6.8	
at Minnesota	19	4-8	.500	2-6	.333	0-0	.000	0-1-1	0.8	3	0	0	1	0	3	10	7.3	
vs. Princeton	13	2-6	.333	1-3	.333	0-0	.000	0-1-1	0.9	2	0	2	1	0	1	5	7.0	
Boston University	20	3-5	.600	2-3	.667	0-0	.000	0-0-0	0.8	1	0	0	2	0	0	8	7.1	
at George Washington	12	1-5	.200	1-3	.333	0-0	.000	0-0-0	0.7	2	0	1	1	0	0	3	6.7	
at Hawai'i	19	3-7	.429	1-3	.333	0-0	.000	1-4-5	1.1	1	0	0	1	0	1	7	6.7	
vs New Mexico State	11	0-5	.000	0-4	.000	1-2	.500	0-1-1	1.1	2	0	0	2	0	0	1	6.2	
vs Middle Tennessee	17	3-5	.600	2-3	.667	0-0	.000	0-0-0	1.0	2	0	2	1	0	1	8	6.3	
at Pittsburgh	17	3-5	.600	2-3	.667	2-2	1.000	0-1-1	1.0	2	0	0	3	0	0	10	6.6	
at Georgia Tech	20	2-10	.200	2-8	.250	2-2	1.000	0-0-0	0.9	2	0	5	3	0	0	8	6.7	
Florida State	25	6-10	.600	2-4	.500	4-8	.500	1-0-1	0.9	3	0	2	1	0	1	18	7.5	
at Clemson	26	5-8	.625	3-5	.600	0-0	.000	0-1-1	0.9	1	0	1	3	0	1	13	7.8	
Duke	27	5-13	.385	1-6	.167	2-2	1.000	0-1-1	0.9	1	0	2	1	0	0	13	8.1	
at NC State	* 22	3-7	.429	0-2	.000	0-0	.000	0-2-2	1.0	1	0	5	2	1	1	6	8.0	
Louisville	20	2-6	.333	2-6	.333	3-5	.600	0-0-0	0.9	1	0	4	0	0	1	9	8.1	
at Florida State	13	0-4	.000	0-3	.000	0-0	.000	0-0-0	0.9	3	0	5	1	0	0	0	7.7	
Pittsburgh	* 33	3-10	.300	2-6	.333	5-8	.625	0-3-3	1.0	2	0	5	2	0	0	13	7.9	
at Virginia Tech	* 21	2-4	.500	1-3	.333	1-2	.500	0-2-2	1.0	2	0	0	4	0	0	6	7.8	
Wake Forest	* 31	3-8	.375	1-3	.333	6-7	.857	0-2-2	1.1	2	0	5	2	0	1	13	8.0	
at Boston College	* 30	5-11	.455	2-6	.333	4-5	.800	0-3-3	1.2	3	0	2	4	0	1	16	8.4	
Virginia	* 27	6-12	.500	3-7	.429	4-5	.800	0-1-1	1.2	4	0	1	2	0	0	19	8.8	
Syracuse	* 34	4-16	.250	2-10	.200	4-6	.667	0-0-0	1.1	1	0	4	1	0	0	14	9.0	
at Notre Dame	18	4-5	.800	0-1	.000	1-2	.500	0-1-1	1.1	1	0	1	0	0	1	9	9.0	
Boston College																		
at North Carolina																		
Virginia Tech																		

### CAREER HIGHS

#### Points

Career: 19 Virginia, 2/13/18

ACC: 19 Virginia, 2/13/18

#### Rebounds

Career: 5 at Hawai'i, 12/23/17

ACC: 3 2x, last at BC, 2/10/18

#### Assists

Career: 5 5x, last vs. Wake Forest, 2/7/18

ACC: 5 5x, last vs. Wake Forest, 2/7/18

#### Steals

Career: 3 at Minnesota, 11/29/17

ACC: 1 7x, last at Notre Dame, 2/19/18

#### Blocked Shots

Career: 1 at NC State, 1/21/18

ACC: 1 at NC State, 1/21/18

#### Field Goals

Career: 6 Virginia, 2/13/18

ACC: 6 Virginia, 2/13/18

#### Field-Goal Attempts

Career: 16 Syracuse, 2/17/18

ACC: 16 Syracuse, 2/17/18

#### Free Throws

Career: 6 Wake Forest, 2/7/18

ACC: 6 Wake Forest, 2/7/18

#### Free-Throw Attempts

Career: 8 Florida State, 1/7/18

ACC: 8 Florida State, 1/7/18

#### 3-Point Field Goals

Career: 3 3x, last vs. Virginia, 2/13/18

ACC: 3 2x, last vs. Virginia, 2/13/18

#### 3-Point Field-Goal Attempts

Career: 10 Syracuse, 2/17/18

ACC: 10 Syracuse, 2/17/18

#### Minutes

Career: 34 Syracuse, 2/17/18

ACC: 34 Syracuse, 2/17/18

### CAREER STATISTICS

CAREER STATISTICS										SEASON STATISTICS										PER GAME AVERAGE										SCORING	
Season	GP	GS	Min.	Avg.	FG	FGA	Pct.	3-Point	FG	FGA	Pct.	FT	FTA	Pct.	Off.	Rebounds	Def.	Tot.	Avg.	PF	FO	Ast.	TO	Blk	Stl	Pts.	Avg.				
2017-18	27	7	556	20.6	81	199	.407	40	116	.345	41	60	.683	2	28	30	1.1	53	0	58	45	1	18	243	9.0						





# 14 RODNEY MILLER JR.

**So. • 7-0 • 255 • Center**  
**Laurelton, N.Y.**  
**Oak Hill Academy**

## 2017-18 HIGHLIGHTS

- Has played in 13 games off bench, including six in ACC play
- Scored four points in five minutes of action against Navy (11/12)
- Played season-high six minutes against Middle Tennessee (12/25)
- Scored two points and matched career high with three rebounds at Virginia Tech (2/3)

## 2017-18 GAME-BY-GAME

	GS	Min	FG	Pct	3FG	Pct	FT	Pct	O-D-T	Avg	PF	FO	A	TO	Blk	Stl	Pts	Avg
Gardner-Webb	4	0-1	.000	0-0	.000	0-1	.000	0-1-1	1.0	0	0	0	0	0	0	0	0	0.0
Navy	5	2-3	.667	0-0	.000	0-2	.000	0-0-0	0.5	1	0	0	0	0	0	0	4	2.0
Florida A&M	6	1-1	1.000	0-0	.000	0-0	.000	0-1-1	0.7	0	0	0	0	0	0	0	2	2.0
vs. La Salle	1	0-0	.000	0-0	.000	0-1	.000	0-0-0	0.5	0	0	0	0	0	0	0	0	1.5
North Florida	DNP																	
at Minnesota	DNP																	
vs. Princeton	3	1-1	1.000	0-0	.000	0-1	.000	0-0-0	0.4	0	0	0	0	0	0	0	2	1.6
Boston University	DNP																	
at George Washington	DNP																	
at Hawai'i	DNP																	
vs. New Mexico State	3	0-0	.000	0-0	.000	0-0	.000	0-1-1	0.5	1	0	0	0	1	0	0	0	1.3
vs Middle Tennessee	6	1-1	1.000	0-0	.000	0-0	.000	0-0-0	0.4	2	0	0	0	1	0	0	2	1.4
at Pittsburgh	3	0-2	.000	0-0	.000	0-0	.000	0-0-0	0.4	0	0	0	0	0	0	0	0	1.3
at Georgia Tech	1	0-0	.000	0-0	.000	0-0	.000	0-0-0	0.3	0	0	0	0	0	0	0	0	1.1
Florida State	DNP																	
at Clemson	DNP																	
Duke	DNP																	
at NC State	DNP																	
Louisville	DNP																	
at Florida State	DNP																	
Pittsburgh	DNP																	
at Virginia Tech	4	1-2	.500	0-0	.000	0-0	.000	2-1-3	0.6	1	0	0	0	1	1	0	2	1.2
Wake Forest	3	0-0	.000	0-0	.000	1-2	.500	0-0-0	0.5	0	0	0	0	0	0	0	1	1.2
at Boston College	2	0-0	.000	0-0	.000	0-0	.000	0-0-0	0.5	0	0	0	0	0	0	0	0	1.1
Virginia	DNP																	
Syracuse	DNP																	
at Notre Dame	3	0-0	.000	0-0	.000	0-2	.000	0-0-0	0.5	1	0	0	0	0	0	0	0	1.0
Boston College																		
at North Carolina																		
Virginia Tech																		

## SEASON/CAREER HIGHS

### Points

Season: 4 Navy, 11/12/17  
 Career: 5 Western Carolina, 11/11/16  
 ACC: 2 2x, last at Virginia Tech, 2/3/18

### Rebounds

Season: 3 at Virginia Tech, 2/3/18  
 Career: 3 2x, last at Virginia Tech, 2/3/18  
 ACC: 3 at Virginia Tech, 2/3/18

### Assists

Season: -  
 Career: -  
 ACC: -

### Steals

Season: -  
 Career: -  
 ACC: -

### Blocked Shots

Season: 1 at Virginia Tech, 2/3/18  
 Career: 1 at Virginia Tech, 2/3/18  
 ACC: 1 at Virginia Tech, 2/3/18

### Field Goals

Season: 2 Navy, 11/12/17  
 Career: 2 at North Florida, 11/16/16  
 ACC: 1 2x last at Virginia Tech, 2/3/18

### Field-Goal Attempts

Season: 3 Navy, 11/12/17  
 Career: 4 Western Carolina, 11/11/16  
 ACC: 3 vs. North Carolina, 3/9/17

### Free Throws

Season: 1 Wake Forest, 2/7/18  
 Career: 3 Western Carolina, 11/11/16  
 ACC: 1 2x, last vs. Wake Forest, 2/7/18

### Free-Throw Attempts

Season: 2 3x, last at Notre Dame, 2/19/18  
 Career: 6 Western Carolina, 11/11/16  
 ACC: 2 3x, last at Notre Dame, 2/19/18

### 3-Point Field Goals

Season: -  
 Career: -  
 ACC: -

### 3-Point Field-Goal Attempts

Season: -  
 Career: -  
 ACC: -

### Minutes

Season: 6 2x, last vs. New Mexico State, 12/23/17  
 Career: 11 at North Florida, 11/16/16  
 ACC: 8 vs. North Carolina, 3/9/17

## 2016-17

Opponent	P	R	A
WCU	5	2	0
at North Florida	4	3	0
Penn	2	0	0
vs Florida	0	0	0
Rutgers	0	0	0
SC State	0	2	0
FAU	0	0	0
NC State	0	0	0
at Syracuse	0	0	0
at Pittsburgh	0	0	0
at Wake Forest	1	0	0
Florida State	0	0	0
at Louisville	0	0	0
vs North Carolina	2	1	0
vs Michigan St.	0	1	0

## CAREER STATISTICS

Season	GP	GS	Min.	Avg.	FG	FGA	Pct.	3-Point	Free Throws	Rebounds	Scoring
2016-17	15	0	57	3.8	5	11	.455	0	4	9	0.9
2017-18	13	0	44	3.4	6	11	.545	0	1	9	1.0
<b>TOTAL</b>	<b>28</b>	<b>0</b>	<b>101</b>	<b>3.6</b>	<b>11</b>	<b>22</b>	<b>.500</b>	<b>0</b>	<b>5</b>	<b>18</b>	<b>1.0</b>



# O JA'QUAN NEWTON

**Sr. • 6-3 • 191 • Guard**  
**Philadelphia, Pa.**  
**Neumann-Goretti HS**

## CAREER

- Leads team with 122 career games played (53 starts), which is 10th most in program history
- Became 38th Hurricane to reach 1,000 career points on Jan. 3 at Georgia Tech (1,095 career points)
- Currently in 31st place in career scoring at Miami (needs 25 points for 30th)
- One of 11 active 1,000-point scorers in the ACC
- With 298 career assists, he stands in 10th place in Miami history
- Scored in double figures in 12 contests

## 2017-18 HIGHLIGHTS

- Recorded 15 points and four assists in win over FAMU (11/16)
- Scored a dozen points and matched a career high with nine assists in win at No. 12 Minnesota (11/29)
- Scored 16 points in win at Hawai'i (12/23)
- Averaged 10.0 points per game in three games at Diamond Head Classic

- Recorded nine points and six assists against Middle Tennessee (12/25)
- Scored 11 points and had four assists in ACC opener at Pitt (12/30)
- Reached 1,000-career point mark in first half at Georgia Tech (1/3)
- Dished out seven assists in win at NC State (1/21)
- Scored 12 points and racked up seven rebounds in OT win over Louisville (1/24)
- Scored 12 points in win at Virginia Tech (2/3)
- Matched season high with 16 points in win over Wake Forest (2/7)
- Scored a dozen points and dished out four assists in win at Notre Dame (2/19)

## SEASON/CAREER HIGHS

### Points

Season: 16 2x, last vs. Wake Forest, 2/7/18  
 Career: 23 Boston College, 1/25/17  
 ACC: 23 Boston College, 1/25/17

### Rebounds

Season: 7 Louisville, 1/24/18  
 Career: 9 Columbia, 12/28/16  
 ACC: 7 2x, last vs. Louisville, 1/24/18

### Assists

Season: 9 at Minnesota, 11/29/17  
 Career: 9 2x, last at Minnesota, 11/29/17  
 ACC: 7 3x, last at NC State, 1/21/17

### Steals

Season: 3 2x, last vs. Boston U., 12/5/17  
 Career: 4 2x, last at NC State, 1/30/16  
 ACC: 4 at NC State, 1/30/16

### Blocked Shots

Season: -  
 Career: 1 9x, last vs. Va Tech, 3/10/16  
 ACC: 1 3x, last vs. Virginia, 2/22/16

### Field Goals

Season: 6 3x, last at Hawai'i, 12/23/17  
 Career: 9 vs. Iowa State, 11/25/16  
 ACC: 8 Boston College, 1/25/17

### Field-Goal Attempts

Season: 12 2x, last vs. Wake Forest, 2/7/18  
 Career: 16 2x, last vs. Notre Dame, 1/12/17  
 ACC: 16 Notre Dame, 1/12/17

### Free Throws

Season: 8 Louisville, 1/24/18  
 Career: 9 2x, last vs. Virginia, 3/11/16  
 ACC: 8 Louisville, 1/24/18

### Free-Throw Attempts

Season: 10 Louisville, 1/24/18  
 Career: 11 vs. Virginia, 3/11/16  
 ACC: 10 3x, last vs. Louisville, 1/24/18

### 3-Point Field Goals

Season: 1 2x, last vs. Navy, 11/12/17  
 Career: 3 Columbia, 12/28/16  
 ACC: 2 2x, last at Louisville, 2/11/17

### 3-Point Field-Goal Attempts

Season: 3 Navy, 11/12/17  
 Career: 5 Columbia, 12/28/16  
 ACC: 3 3x, last at Louisville, 2/11/17

### Minutes

Season: 36 Boston University, 12/5/17  
 Career: 38 2x, last vs. Florida, 11/27/16  
 ACC: 36 Notre Dame, 1/12/17

## 2017-18 GAME-BY-GAME

	GS	Min	FG	Pct	3FG	Pct	FT	Pct	O-D-T	Avg	PF	FO	A	TO	Blk	Stl	Pts	Avg
Gard-Webb	* 28	4-6	.667	1-2	.333	.500	4-8	.500	0-0-0	0.0	1	0	1	0	0	13	13.0	
Navy	* 26	6-10	.600	1-3	.333	1-1	1.000	0-3-3	1.5	1	0	1	4	0	1	14	13.5	
Florida A&M	* 26	5-9	.556	0-2	.000	5-7	.714	1-2-3	2.0	2	0	4	4	0	1	15	14.0	
vs. La Salle	* 30	1-9	.111	0-1	.000	2-3	.667	0-3-3	2.3	1	0	0	1	0	2	4	11.5	
N. Florida	* 26	5-8	.625	0-0	.000	2-2	1.000	0-1-1	2.0	1	0	3	4	0	0	12	11.6	
at Minnesota	* 32	6-12	.500	0-1	.000	0-2	.000	0-3-3	2.2	0	0	9	1	1	2	12	11.7	
vs. Princeton	* 26	2-9	.222	0-2	.000	0-0	.000	0-2-2	2.1	1	0	5	0	0	3	4	10.6	
Boston U.	* 36	4-7	.571	0-0	.000	1-2	.500	0-6-6	2.6	1	0	1	3	2	3	9	10.4	
at GW	* 30	4-9	.444	0-0	.000	0-0	.000	0-4-4	2.8	2	0	3	1	0	1	8	10.1	
at Hawai'i	* 31	6-11	.545	0-1	.000	4-5	.800	0-2-2	2.7	1	0	2	2	0	0	16	10.7	
vs NMSU	* 27	2-8	.250	0-1	.000	1-1	1.000	1-2-3	2.7	1	0	0	2	0	0	5	10.2	
vs MTSU	* 28	4-7	.571	0-1	.000	1-4	.250	0-1-1	2.6	3	0	6	1	0	1	9	10.1	
at Pitt	* 27	5-7	.714	0-0	.000	1-1	1.000	0-3-3	2.6	1	0	4	3	0	2	11	10.2	
at Ga. Tech	* 26	3-7	.429	0-0	.000	0-0	.000	1-0-1	2.5	1	0	3	4	0	1	6	9.9	
FSU	* 17	0-1	.000	0-0	.000	0-0	.000	0-0-0	2.3	2	0	4	1	0	0	0	9.2	
at Clemson	* 26	2-8	.250	0-1	.000	0-0	.000	0-0-0	2.2	3	0	0	2	0	1	4	8.9	
Duke	* 22	1-4	.250	0-0	.000	1-2	.500	0-1-1	2.1	2	0	2	1	0	2	3	8.5	
at NC State	* 28	2-6	.333	0-0	.000	1-2	.500	0-0-0	2.0	1	0	7	1	0	2	5	8.3	
Louisville	* 29	2-10	.200	0-1	.000	8-10	.800	3-4-7	2.3	4	0	2	1	0	1	12	8.5	
at FSU	* 14	1-3	.333	1-1	1.000	1-4	.250	2-1-3	2.3	0	0	1	1	0	0	4	8.3	
Pittsburgh	15	1-4	.250	0-1	.000	1-2	.500	0-2-2	2.3	3	0	2	1	0	0	3	8.0	
at Va. Tech	24	4-7	.571	0-0	.000	4-7	.571	3-3-6	2.5	0	0	4	3	0	0	12	8.2	
Wake Forest	28	6-12	.500	0-1	.000	4-6	.667	2-1-3	2.5	3	0	1	0	0	0	16	8.6	
at BC	29	3-5	.600	0-0	.000	5-6	.833	0-3-3	2.5	4	0	3	3	0	1	11	8.7	
Virginia	22	2-2	1.000	0-0	.000	0-2	.000	0-4-4	2.6	1	0	1	1	0	1	4	8.5	
Syracuse	12	3-7	.429	1-4	.250	1-2	.500	0-0-0	2.5	0	0	1	2	0	2	8	8.5	
at ND	* 34	5-11	.455	0-1	.000	2-4	.500	1-1-2	2.4	1	0	4	0	0	0	12	8.6	
BC																		
at UNC																		
Va. Tech																		

2016-17				2015-16				2014-15			
Opponent	P	R	A	Opponent	P	R	A	Opponent	P	R	A
WCU	13	4	2	UTRGV	11	2	1	Howard	8	0	0
at N. Florida	16	3	7	Louisiana	11	0	5	at Florida	5	1	3
Penn	18	4	3	Mississippi St.	15	2	5	vs Drexel	7	1	3
vs Stanford	20	2	2	vs Utah	5	1	1	vs Akron	4	0	1
vs Iowa State	21	2	3	vs Butler	17	1	3	vs Charlotte	3	3	3
vs Florida	15	3	1	Northeastern	13	2	1	at Charlotte	0	0	0
Rutgers	11	6	3	at Nebraska	10	2	2	S. Alabama	5	1	0
vs Wofford	15	2	9	Charlotte	14	4	6	Illinois	0	2	1
SC State	11	1	5	Florida	3	1	3	Green Bay	0	0	0
FAU	8	6	6	Charleston	20	7	2	Savannah St.	2	0	0
GW	14	2	5	at La Salle	10	2	3	E. Kentucky	2	2	3
Columbia	22	9	4	Princeton	13	4	4	vs Providence	3	0	1
NC State	21	4	1	Syracuse	14	4	2	Charleston	6	0	0
at Syracuse	8	4	7	Florida State	13	1	4	Virginia	0	1	1
Notre Dame	14	3	1	at Virginia	6	5	1	at Duke	4	2	3
at Pittsburgh	14	3	5	at Clemson	8	4	1	at Notre Dame	16	2	5
at Wake Forest	9	3	7	at BC	12	4	2	NC State	0	0	1
at Duke	13	3	1	Wake Forest	18	1	1	at Syracuse	3	0	0
Boston College	23	5	2	Duke	15	5	5	Georgia Tech	3	0	0
North Carolina	18	7	3	at NC State	10	2	2	at Florida State	2	0	1
Florida State	12	3	2	Notre Dame	12	1	2	Louisville	3	1	1
at NC State	13	3	5	at Ga Tech	14	4	2	Clemson	1	1	1
Virginia Tech	16	4	1	Pittsburgh	3	1	1	at Wake Forest	5	0	2
at Louisville	15	5	2	at Florida St.	7	4	2	at BC	0	0	0
Duke	7	5	0	at UNC	3	1	1	Virginia Tech	8	4	3
at Va Tech	2	0	4	Virginia	6	1	2	at North Carolina	0	3	0
vs Florida St.	5	2	1	vs Va Tech	10	2	4	at Pittsburgh	4	3	1
vs Syracuse	11	4	6	vs Virginia	19	1	3	at Va. Tech	8	4	3
vs UNC	3	1	1	at Buffalo	10	2	2	vs Va. Tech	0	3	0
vs Michigan St.	16	2	2	vs Wichita St.	2	0	1	vs Notre Dame	0	0	0
				vs Villanova	0	0	2	Alabama	1	1	2
								at Richmond	11	5	2
								vs Temple	9	4	2
								vs Stanford	10	5	2

## CAREER STATISTICS

Season	GP	GS	Min.	Avg.	FG	FGA	Pct.	3-Point FG	3-Point FGA	3-Point Pct.	Free Throws FT	Free Throws FTA	Free Throws Pct.	Off.	Rebounds Def.	Rebounds Tot.	Avg.	PF	FO	Ast.	TO	Blk	Stl	Scoring Pts.	Avg.
2014-15	34	3	459	13.5	45	111	.405	4	10	.400	41	64	.641	8	35	43	1.3	34	0	47	39	4	8	135	4.0
2015-16	31	1	703	22.7	105	228	.461	9	26	.346	105	143	.734	16	55	71	2.3	48	0	76	66	5	27	324	10.5
2016-17	30	28	942	31.4	150	332	.452	11	40	.275	93	133	.699	18	87	105	3.5	49	0	101	98	1	34	404	13.5
2017-18	27	21	699	25.9	89	199	.447	4	24	.167	50	83	.602	14	52	66	2.4	41	0	74	47	3	27	232	8.6
<b>TOTAL</b>	<b>122</b>	<b>53</b>	<b>2803</b>	<b>23.0</b>	<b>389</b>	<b>870</b>	<b>.447</b>	<b>28</b>	<b>100</b>	<b>.280</b>	<b>289</b>	<b>423</b>	<b>.683</b>	<b>56</b>	<b>229</b>	<b>285</b>	<b>2.3</b>	<b>172</b>	<b>0</b>	<b>298</b>	<b>250</b>	<b>13</b>	<b>96</b>	<b>1095</b>	<b>9.0</b>



## 5 MIKE ROBINSON

Sr. • 5-10 • 170 • Guard  
New Britain, Conn.  
New Britain HS

### 2017-18 HIGHLIGHTS


- Has played in five games
- Scored first field goal since 2015-16 season with his 3-pointer in season opener against Gardner-Webb (11/10)

### 2017-18 GAME-BY-GAME

	GS	Min	FG	Pct	3FG	Pct	FT	Pct	O-D-T	Avg	PF	FO	A	TO	Blk	Stl	Pts	Avg
Gardner-Webb	1	1-1	1.00	1-1	1.000	0-0	.000	0-0-0	0.0	0	0	0	0	0	0	0	3	3.0
Navy	3	0-0	.000	0-0	.000	0-0	.000	0-0-0	0.0	0	0	0	0	0	0	0	0	1.5
Florida A&M	2	0-0	.000	0-0	.000	0-0	.000	0-0-0	0.0	0	0	0	0	0	0	0	0	1.0
vs. La Salle	DNP																	
North Florida	1	0-0	.000	0-0	.000	0-0	.000	0-0-0	0.0	0	0	0	0	0	0	0	0	0.8
at Minnesota	DNP																	
vs. Princeton	3	0-1	.000	0-0	.000	0-0	.000	0-0-0	0.0	0	0	0	1	0	0	0	0	0.6
Boston University	DNP																	
at George Washington	DNP																	
at Hawai'i	DNP																	
vs. New Mexico State	DNP																	
vs. Middle Tennessee	DNP																	
at Pittsburgh	DNP																	
at Georgia Tech	DNP																	
Florida State	DNP																	
at Clemson	DNP																	
Duke	DNP																	
at NC State	DNP																	
Louisville	DNP																	
at Florida State	DNP																	
Pittsburgh	DNP																	
at Virginia Tech	DNP																	
Wake Forest	DNP																	
at Boston College	DNP																	
Virginia	DNP																	
Syracuse	DNP																	
at Notre Dame	DNP																	
Boston College	DNP																	
at North Carolina	DNP																	
Virginia Tech	DNP																	

### CAREER STATISTICS

Season	GP	GS	Min.	Avg.	FG	FGA	Pct.	3-Point	Free Throws	Rebounds	PF	FO	Ast.	TO	Blk	Stl	Scoring
								FG	FTA	Def.							Pts.
2015-16	9	0	14	1.6	5	9	.556	4	7	1	0	0	0	0	0	0	14
2016-17	9	0	19	2.1	0	5	.000	0	4	1	0	0	0	1	0	1	0.1
2017-18	5	0	10	2.0	1	2	.500	1	1	0	0	0	1	0	0	3	0.6
<b>TOTAL</b>	<b>23</b>	<b>0</b>	<b>43</b>	<b>1.9</b>	<b>6</b>	<b>16</b>	<b>.375</b>	<b>5</b>	<b>12</b>	<b>1</b>	<b>2</b>	<b>.500</b>	<b>1</b>	<b>1</b>	<b>2</b>	<b>0.1</b>	<b>18</b>



## 35 CHRIS STOWELL

Sr. • 6-6 • 208 • Forward  
Exeter, N.H.  
Exeter

### 2017-18 HIGHLIGHTS


- Has played in five games
- Already has accepted job after graduation with Citi in New York City, working with Treasury and Trade Solutions
- Was named to Omicron Delta Kappa (ODK) National Leadership Society in Spring 2017

### 2017-18 GAME-BY-GAME

	GS	Min	FG	Pct	3FG	Pct	FT	Pct	O-D-T	Avg	PF	FO	A	TO	Blk	Stl	Pts	Avg
Gardner-Webb	1	0-0	.000	0-0	.000	0-0	.000	0-0-0	0.0	0	0	0	0	0	0	0	0	0.0
Navy	3	0-0	.000	0-0	.000	0-0	.000	0-0-0	0.0	0	0	0	0	0	0	0	0	0.0
Florida A&M	2	0-1	.000	0-1	.000	0-0	.000	0-0-0	0.3	0	0	0	0	0	0	0	0	0.0
vs. La Salle	DNP																	
North Florida	1	0-0	.000	0-0	.000	0-0	.000	0-0-0	0.3	0	0	0	0	0	0	0	0	0.0
at Minnesota	DNP																	
vs. Princeton	2	0-0	.000	0-0	.000	0-0	.000	0-0-0	0.2	0	0	0	0	0	0	0	0	0.0
Boston University	DNP																	
at George Washington	DNP																	
at Hawai'i	DNP																	
vs. New Mexico State	DNP																	
vs. Middle Tennessee	DNP																	
at Pittsburgh	DNP																	
at Georgia Tech	DNP																	
Florida State	DNP																	
at Clemson	DNP																	
Duke	DNP																	
at NC State	DNP																	
Louisville	DNP																	
at Florida State	DNP																	
Pittsburgh	DNP																	
at Virginia Tech	DNP																	
Wake Forest	DNP																	
at Boston College	DNP																	
Virginia	DNP																	
Syracuse	DNP																	
at Notre Dame	DNP																	
Boston College	DNP																	
at North Carolina	DNP																	
Virginia Tech	DNP																	

### CAREER STATISTICS

Season	GP	GS	Min.	Avg.	FG	FGA	Pct.	3-Point	Free Throws	Rebounds	PF	FO	Ast.	TO	Blk	Stl	Scoring
								FG	FTA	Def.							Pts.
2014-15	4	0	6	1.5	0	1	.000	0	0	0	0	0	1	0	0	0	0.0
2015-16	9	0	13	1.4	0	1	.000	0	1	3	3	0.3	1	0	0	1	0.0
2016-17	6	0	10	1.7	0	1	.000	0	1	2	2	0.3	0	0	0	0	0.0
2017-18	5	0	9	1.8	0	1	.000	0	1	1	1	0.2	0	0	0	0	0.0
<b>TOTAL</b>	<b>24</b>	<b>0</b>	<b>38</b>	<b>1.6</b>	<b>0</b>	<b>4</b>	<b>.000</b>	<b>0</b>	<b>3</b>	<b>6</b>	<b>6</b>	<b>0.3</b>	<b>2</b>	<b>0</b>	<b>1</b>	<b>1</b>	<b>0.0</b>



# 1 DEJAN (DJ) VASILJEVIC

**So. • 6-3 • 203 • Guard**  
**Melbourne, Australia**  
**Australian Institute of Sport**

## 2017-18 HIGHLIGHTS

- Leads team in 3-point field goals (56)
- Has hit at least one 3-pointer in 24 of 27 games, including 16 games with two or more
- Hit 21-of-48 3-point attempts over last eight games (.438)
- Ranks 11th in ACC in 3-point FG pct. (.386)
- Made first college start in 2017-18 season opener against Gardner-Webb after coming off bench in all 33 games last year
- After tough shooting night in opener, bounced back to score 16 points against Navy and 15 against Florida A&M
- Hit 3-of-5 from 3-point range and scored 11 points in win at No. 12 Minnesota (11/29)
- Scored career-high 20 points and hit 5-of-7 3-pointers in win over Princeton (12/2)
- Recorded 15 points and hit 3-of-6 3-pointers in win over Boston U. (12/5)
- Averaged 11.3 points and 4.3 rebounds in three games at Diamond Head Classic
- Hit six 3-pointers (five in second half) and matched career high with 20 points at Florida State (1/27)
- Scored 14 points, including nine in the first 5:26, in win at Virginia Tech (2/3)
- Scored 17 points at BC, including 11 of Miami's first 16 points (2/10)

## 2017-18 GAME-BY-GAME

	GS	Min	FG	Pct	3FG	Pct	FT	Pct	O-D-T	Avg	PF	FO	A	TO	Blk	Stl	Pts	Avg
Gard-Webb	*	30	2-12	.167	1-10	.100	2-2	1.000	0-2-2	2.0	1	0	0	0	0	7	7.0	
Navy	*	20	5-10	.500	4-8	.500	2-2	1.000	0-3-3	2.5	2	0	0	0	2	16	11.5	
Florida A&M	*	31	6-10	.600	3-6	.500	0-0	.000	0-4-4	3.0	2	0	2	0	1	15	12.7	
vs. La Salle	*	25	3-9	.333	2-4	.500	0-0	.000	1-0-1	2.5	0	0	0	1	0	8	11.5	
N. Florida	*	22	1-6	.167	0-4	.000	0-0	.000	0-2-2	2.4	0	0	0	0	0	2	9.6	
at Minnesota	*	18	4-6	.667	3-5	.600	0-0	.000	0-2-2	2.3	3	0	0	0	0	11	9.8	
vs. Princeton	*	29	7-9	.778	5-7	.714	1-1	1.000	0-3-3	2.4	4	0	1	1	0	20	11.3	
Boston U.	*	35	6-10	.600	3-6	.500	0-1	.000	0-5-5	2.8	2	0	0	1	1	15	11.8	
at GW	*	17	3-8	.375	2-6	.333	2-2	1.000	0-1-1	2.6	0	0	0	1	0	10	11.6	
at Hawai'i	*	27	2-7	.286	2-3	.667	0-0	.000	1-2-3	2.6	1	0	0	0	0	1	6	11.0
vs NMSU	*	33	6-11	.545	2-6	.333	1-1	1.000	0-5-5	2.8	2	0	1	1	0	0	15	11.4
vs MTSU	*	31	4-7	.571	3-6	.500	2-2	1.000	2-3-5	3.0	4	0	1	1	0	1	13	11.5
at Pittsburgh	*	25	1-7	.143	1-5	.200	0-0	.000	1-1-2	2.9	3	0	0	0	0	2	3	10.8
at Ga Tech	*	23	1-4	.250	1-4	.250	0-0	.000	0-1-1	2.8	1	0	0	2	0	0	3	10.3
FSU	*	27	3-10	.300	1-6	.167	1-1	1.000	1-2-3	2.8	1	0	4	0	0	2	8	10.1
at Clemson		10	0-2	.000	0-2	.000	0-0	.000	0-0-0	2.6	0	0	0	0	0	0	0	9.5
Duke		6	0-3	.000	0-3	.000	0-0	.000	0-2-2	2.6	1	0	0	0	0	0	0	8.9
at NC State		15	2-7	.286	2-6	.333	0-0	.000	0-4-4	2.7	0	0	0	0	0	0	6	8.8
Louisville		6	0-1	.000	0-0	.000	0-0	.000	0-0-0	2.5	1	0	0	0	0	0	0	8.3
at FSU		35	7-11	.636	6-10	.600	0-0	.000	1-1-2	2.5	2	0	0	0	0	0	20	8.9
Pittsburgh	*	26	3-7	.429	2-5	.400	0-1	.000	2-1-3	2.5	1	0	0	0	0	1	8	8.9
at Va Tech	*	31	5-9	.556	2-6	.333	2-2	1.000	0-1-1	2.5	1	0	0	1	0	0	14	9.1
Wake Forest	*	19	3-7	.429	2-5	.400	1-1	1.000	2-3-5	2.6	3	0	1	1	0	0	9	9.1
at BC	*	35	6-12	.500	5-10	.500	0-0	.000	1-5-6	2.7	2	0	0	1	0	0	17	9.4
Virginia	*	27	2-8	.250	1-5	.200	0-0	.000	0-0-0	2.6	2	0	0	1	0	0	5	9.2
Syracuse	*	25	2-6	.333	2-6	.333	0-0	.000	1-2-3	2.6	1	0	1	0	0	1	6	9.1
at ND		5	1-1	1.000	1-1	1.000	0-0	.000	0-0-0	2.5	2	0	0	1	0	0	3	8.9
BC																		
at UNC																		
Va Tech																		

2016-17		P	R	A
Opponent				
WCU	11	2	2	
at North Florida	13	1	0	
Penn	11	0	1	
vs Stanford	3	1	1	
vs Iowa State	5	0	0	
vs Florida	0	0	0	
Rutgers	3	1	1	
vs Wofford	6	2	0	
SC State	17	2	2	
FAU	2	2	0	
GW	6	3	0	
Columbia	3	1	1	
NC State	3	2	0	
at Syracuse	18	0	0	
Notre Dame	3	0	1	
at Pittsburgh	6	2	1	
at Wake Forest	3	0	0	
at Duke	0	1	0	
Boston College	3	1	0	
North Carolina	3	1	0	
Florida State	3	1	0	
at NC State	0	1	0	
Virginia Tech	5	1	0	
at Louisville	3	0	0	
Georgia Tech	13	2	1	
Clemson	5	3	1	
at Virginia	10	4	0	
Duke	0	2	0	
at Virginia Tech	9	1	0	
vs Florida State	9	3	0	
vs Syracuse	13	1	1	
vs North Carolina	6	1	1	
vs Michigan St.	2	2	1	

## SEASON/CAREER HIGHS

### Points

Season: 20 2x, last at Florida St., 1/27/18  
 Career: 20 2x, last at Florida St., 1/27/18  
 ACC: 20 at Florida State, 1/27/18

### Rebounds

Season: 6 at Boston College, 2/10/18  
 Career: 6 at Boston College, 2/10/18  
 ACC: 6 at Boston College, 2/10/18

### Assists

Season: 4 Florida State, 1/7/18  
 Career: 4 Florida State, 1/7/18  
 ACC: 4 Florida State, 1/7/18

### Steals

Season: 2 3x, last vs. Florida State, 1/7/18  
 Career: 2 3x, last vs. Florida State, 1/7/18  
 ACC: 2 2x, last vs. Florida State, 1/7/18

### Blocked Shots

Season: 1 2x, last vs. Boston U., 12/5/17  
 Career: 1 3x, last vs. Boston U., 12/5/17  
 ACC: -

### Field Goals

Season: 7 2x, last at Florida St., 1/27/18  
 Career: 7 2x, last at Florida St., 1/27/18  
 ACC: 7 at Florida State, 1/27/18

### Field-Goal Attempts

Season: 12 Gardner-Webb, 11/10/17  
 Career: 13 vs. South Carolina State, 12/6/16  
 ACC: 12 2x, last at BC, 2/10/18

### Free Throws

Season: 2 4x, last vs. MTSU, 12/25/17  
 Career: 3 Rutgers, 11/30/16  
 ACC: 2 2x, last at Virginia, 2/20/17

### Free-Throw Attempts

Season: 2 5x, last at Virginia Tech, 2/3/18  
 Career: 3 Rutgers, 11/30/16  
 ACC: 2 6x, last at Virginia Tech, 2/3/18

### 3-Point Field Goals

Season: 6 at Florida State, 1/27/18  
 Career: 6 2x, last at Florida St., 1/27/18  
 ACC: 6 2x, last at Florida St., 1/27/18

### 3-Point Field-Goal Attempts

Season: 10 3x, last at BC, 2/10/18  
 Career: 12 at Syracuse, 1/4/17  
 ACC: 12 at Syracuse, 1/4/17

### Minutes

Season: 35 3x, last at BC, 2/10/18  
 Career: 35 3x, last at BC, 2/10/18  
 ACC: 35 2x, last at BC, 2/10/18

## CAREER STATISTICS

Season	GP	GS	Min.	Avg.	3-Point			Free Throws			Rebounds				Scoring										
					FG	FGA	Pct.	FT	FTA	Pct.	Off.	Def.	Tot.	Avg.	PF	FO	Ast.	TO	Blk	Stl	Pts.	Avg.			
2016-17	33	0	577	17.5	65	182	.357	51	146	.349	16	20	.800	5	39	44	1.3	31	0	15	13	1	11	197	6.0
2017-18	27	20	633	23.4	85	200	.425	56	145	.386	14	16	.875	13	55	68	2.5	42	0	11	13	2	12	240	8.9
TOTAL	60	20	1210	20.2	150	382	.393	107	291	.368	30	36	.833	18	94	112	1.9	73	0	26	26	3	23	437	7.3





# 21 SAM WAARDENBURG

**R-Fr. • 6-10 • 217 • Forward**  
**Henderson, New Zealand**  
**Rangitoto College**

## 2017-18 HIGHLIGHTS

- Has played in 16 games off bench, including 10 straight in ACC play
- Averaging 15.1 minutes per game in conference play
- Did not play in first three games of season (back)
- Hit 10-of-16 3-point attempts in last six games
- Made solid Miami debut with seven points and two rebounds in 12 minutes of action vs. La Salle (11/22)
- Scored nine points and added six rebounds against North Florida (11/25)
- Saw first action in ACC play in final minute of first half at NC State (1/21)
- Played 13 minutes off bench against Louisville and recorded career-high seven rebounds (1/24)
- Hit three straight 3-pointers in second half and scored career-high 12 points in win over Wake Forest (2/7)
- Nailed pair of 3-pointers and racked up three steals at BC (2/10)

## 2017-18 GAME-BY-GAME

	GS	Min	FG	Pct	3FG	Pct	FT	Pct	O-D-T	Avg	PF	FO	A	TO	Blk	Stl	Pts	Avg
Gardner-Webb			DNP (back)															
Navy			DNP (back)															
Florida A&M			DNP (back)															
vs. La Salle	13	3-6	.500	1-1	1.000	0-0	.000	1-1-2	2.0	0	0	0	0	0	0	0	7	7.0
North Florida	16	4-9	.444	1-2	.500	0-0	.000	4-2-6	4.0	3	0	1	1	1	1	1	9	8.0
at Minnesota	10	0-2	.000	0-1	.000	0-0	.000	1-0-1	3.0	1	0	0	2	0	0	0	0	5.3
vs. Princeton	8	0-2	.000	0-1	.000	0-0	.000	1-3-4	3.3	1	0	0	0	0	0	0	0	4.0
Boston University	9	0-1	.000	0-1	.000	0-0	.000	2-0-2	3.0	0	0	0	1	0	0	0	0	3.2
at George Washington			DNP															
at Hawai'i			DNP															
vs. New Mexico State	3	0-1	.000	0-0	.000	0-0	.000	0-0-0	2.5	0	0	0	1	0	0	0	0	2.7
vs. Middle Tennessee			DNP															
at Pittsburgh			DNP															
at Georgia Tech			DNP															
Florida State			DNP															
at Clemson			DNP															
Duke			DNP															
at NC State	1	0-0	.000	0-0	.000	0-0	.000	0-0-0	2.1	0	0	0	0	0	1	0	0	2.3
Louisville	13	0-1	.000	0-1	.000	0-0	.000	3-4-7	2.8	0	0	1	1	1	0	0	0	2.0
at Florida State	12	2-2	1.000	1-1	1.000	0-0	.000	0-1-1	2.6	4	0	0	0	0	0	0	5	2.3
Pittsburgh	15	1-3	.333	0-1	.000	2-2	1.000	3-1-4	2.7	1	0	1	2	0	0	4	2.5	2.5
at Virginia Tech	21	1-1	1.000	1-1	1.000	0-0	.000	0-5-5	2.9	3	0	0	1	1	0	3	2.5	2.5
Wake Forest	17	3-5	.600	3-4	.750	3-4	.750	0-3-3	2.9	0	0	1	0	0	1	12	3.3	3.3
at Boston College	16	2-3	.667	2-3	.667	0-0	.000	0-0-0	2.7	0	0	0	0	0	3	6	3.5	3.5
Virginia	21	2-3	.667	2-2	1.000	0-0	.000	0-0-0	2.5	1	0	0	1	0	1	6	3.7	3.7
Syracuse	18	0-2	.000	0-2	.000	2-2	1.000	2-2-4	2.6	4	0	0	0	1	0	2	3.6	3.6
at Notre Dame	17	2-5	.400	2-4	.500	0-0	.000	1-1-2	2.6	2	0	0	0	0	0	6	3.8	3.8
Boston College																		
at North Carolina																		
Virginia Tech																		

## CAREER HIGHS

### Points

Career: 12 Wake Forest, 2/7/18  
 ACC: 12 Wake Forest, 2/7/18

### Rebounds

Career: 7 Louisville, 1/24/18  
 ACC: 7 Louisville, 1/24/18

### Assists

Career: 1 4x, last vs. Wake Forest, 2/7/18  
 ACC: 1 3x, last vs. Wake Forest, 2/7/18

### Steals

Career: 3 at Boston College, 2/10/18  
 ACC: 3 at Boston College, 2/10/18

### Blocked Shots

Career: 1 4x, last vs. Syracuse, 2/17/18  
 ACC: 1 3x, last vs. Syracuse, 2/17/18

### Field Goals

Career: 4 North Florida, 11/25/17  
 ACC: 3 Wake Forest, 2/7/18

### Field-Goal Attempts

Career: 9 North Florida, 11/25/17  
 ACC: 5 Wake Forest, 2/7/18

### Free Throws

Career: 3 Wake Forest, 2/7/18  
 ACC: 3 Wake Forest, 2/7/18

### Free-Throw Attempts

Career: 4 Wake Forest, 2/7/18  
 ACC: 4 Wake Forest, 2/7/18

### 3-Point Field Goals

Career: 3 Wake Forest, 2/7/18  
 ACC: 3 Wake Forest, 2/7/18

### 3-Point Field-Goal Attempts

Career: 4 2x, last at Notre Dame, 2/19/18  
 ACC: 4 2x, last at Notre Dame, 2/19/18

### Minutes

Career: 21 2x, last vs. Virginia, 2/13/18  
 ACC: 21 2x, last vs. Virginia, 2/13/18

## CAREER STATISTICS

CAREER STATISTICS										3-Point						Free Throws			Rebounds		Scoring									
Season	GP	GS	Min.	Avg.	FG	FGA	Pct.	FG	FGA	Pct.	FT	FTA	Pct.	Off.	Def.	Tot.	Avg.	PF	FO	Ast.	TO	Blk	Stl	Pts.	Avg.					
2017-18	16	0	210	13.1	20	46	.435	13	25	.520	7	8	.875	18	23	41	2.6	20	0	4	10	4	7	60	3.8					



# 4 LONNIE WALKER IV

Fr. • 6-5 • 204 • Guard  
Reading, Pa.  
Reading HS

## 2017-18 HONORS

- ACC Co-Rookie of the Week - Feb. 5
- ACC Co-Rookie of the Week - Jan. 29
- ACC Rookie of the Week - Dec. 11

## 2017-18 HIGHLIGHTS

- Ranks sixth among ACC freshmen in scoring (11.4 ppg), including fourth among rookies in ACC play (13.7)
- In ACC games only, he ranks 21st in conference in scoring
- Averaging 15.8 points and shooting 40.3 percent from 3-point range (35-87) and 86.1 percent (31-36) from free-throw line in his 13 starts this season
- 
- Scored 10 points and added five assists in college debut (11/10)
- Left Florida A&M game in first half with left ankle injury (11/16)
- Scored five points in homecoming game in Reading, Pa., against La Salle (11/22)
- Recorded 12 points and five rebounds against Princeton (12/2)

- Made first start against Boston U. (12/5) and had big game, recording career highs in points (26) and rebounds (7); was 9-for-15 from field, including 5-for-7 from 3-point range
- Named ACC Rookie of Week after BU performance (12/11)
- Scored 13 points and grabbed five rebounds at GW (12/16)
- Left Middle Tennessee game in first half with injury (held out in second half for precautionary reasons)
- Scored 16 points and pulled down seven rebounds at Clemson (1/13)
- Hit 5-of-8 3-pointers and scored 19 points with four steals against Duke (1/15)
- Scored 25 points, including game-tying layup with four seconds left in regulation, in OT win over Louisville (1/24)
- Recorded 23 points at Florida State (1/27)

- Named ACC Rookie of Week for second time after UofL/FSU performances (1/29)
- Scored 14 points, including eight in the final 3:22, in win at Virginia Tech (2/3)
- Led team with 19 points and three blocks in win over Wake Forest (2/7)
- Scored 19 points, 11 in first half including buzzer-beating 3-pointer, in win at Notre Dame (2/19)

## CAREER HIGHS

### Points

Career: 26 Boston University, 12/5/17  
ACC: 25 Louisville, 1/24/18

### Rebounds

Career: 7 2x, last at Clemson, 1/13/18  
ACC: 7 at Clemson, 1/13/18

### Assists

Career: 5 2x, last at Florida St, 1/27/18  
ACC: 5 at Florida State, 1/27/18

### Steals

Career: 4 Duke, 1/15/18  
ACC: 4 Duke, 1/15/18

### Blocked Shots

Career: 3 Wake Forest, 2/7/18  
ACC: 3 Wake Forest, 2/7/18

### Field Goals

Career: 9 2x, last vs. Louisville, 1/24/18  
ACC: 9 Louisville, 1/24/18

### Field-Goal Attempts

Career: 18 Louisville, 1/24/18  
ACC: 18 Louisville, 1/24/18

### Free Throws

Career: 6 2x, last vs. Wake, 2/7/18  
ACC: 6 2x, last vs. Wake, 2/7/18

### Free-Throw Attempts

Career: 7 Wake Forest, 2/7/18  
ACC: 7 Wake Forest, 2/7/18

### 3-Point Field Goals

Career: 5 3x, last at Notre Dame, 2/19/18  
ACC: 5 2x, last at Notre Dame, 2/19/18

### 3-Point Field-Goal Attempts

Career: 9 Louisville, 1/24/18  
ACC: 9 Louisville, 1/24/18

### Minutes

Career: 41 at Florida State, 1/27/18  
ACC: 41 at Florida State, 1/27/18

## 2017-18 GAME-BY-GAME

	GS	Min	FG	Pct	3FG	Pct	FT	Pct	O-D-T	Avg	PF	FO	A	TO	Blk	Stl	Pts	Avg
Gardner-Webb		25	4-5	.800	2-3	.667	0-0	.000	1-1-2	2.0	0	0	5	2	0	0	10	10.0
Navy		24	3-7	.429	1-5	.200	1-1	1.000	0-2-2	2.0	0	0	1	0	1	1	8	9.0
Florida A&M		10	2-4	.500	1-2	.500	0-0	.000	0-2-2	2.0	0	0	0	0	0	1	5	7.7
vs. La Salle		27	2-8	.250	0-4	.000	1-2	.500	1-1-2	2.0	0	0	2	0	0	2	5	7.0
North Florida		22	2-5	.400	0-1	.000	3-4	.750	0-1-1	1.8	3	0	1	0	0	1	7	7.0
at Minnesota		19	2-8	.250	1-5	.200	1-2	.500	0-2-2	1.8	1	0	1	0	0	1	6	6.8
vs. Princeton		20	4-7	.571	3-4	.750	1-2	.500	0-5-5	2.3	0	0	1	2	1	0	12	7.6
Boston University	*	28	9-15	.600	5-7	.714	3-3	1.000	0-7-7	2.9	2	0	2	4	0	0	26	9.9
at George Washington		27	6-14	.429	1-7	.143	0-2	.000	2-3-5	3.1	3	0	3	1	1	1	13	10.2
at Hawai'i		22	3-5	.600	1-3	.333	1-1	1.000	0-1-1	2.9	1	0	1	2	0	2	8	10.0
vs New Mexico State		18	0-5	.000	0-1	.000	2-3	.667	2-2-4	3.0	3	0	0	0	0	0	2	9.3
vs Middle Tennessee		5	0-1	.000	0-1	.000	0-0	.000	0-0-0	2.8	0	0	0	1	0	0	0	8.5
at Pittsburgh		29	2-7	.286	0-2	.000	4-4	1.000	0-0-0	2.5	1	0	1	1	1	1	8	8.5
at Georgia Tech		23	3-8	.375	0-3	.000	0-1	.000	0-5-5	2.7	2	0	0	2	1	2	6	8.3
Florida State	*	15	2-5	.400	1-3	.333	0-0	.000	0-0-0	2.5	1	0	0	3	0	1	5	8.1
at Clemson	*	29	6-16	.375	1-6	.167	3-5	.600	3-4-7	2.8	2	0	1	0	1	1	16	8.6
Duke	*	33	6-17	.353	5-8	.625	2-2	1.000	0-2-2	2.8	2	0	2	0	0	4	19	9.2
at NC State		30	4-7	.571	2-4	.500	2-2	1.000	1-1-2	2.7	2	0	1	0	0	2	12	9.3
Louisville	*	40	9-18	.500	4-9	.444	3-3	1.000	0-4-4	2.8	3	0	3	1	1	2	25	10.2
at Florida State	*	41	8-15	.533	4-8	.500	3-4	.750	1-3-4	2.9	5	1	5	1	1	0	23	10.8
Pittsburgh	*	37	4-10	.400	2-8	.250	6-6	1.000	0-5-5	3.0	1	0	3	2	0	0	16	11.0
at Virginia Tech	*	34	5-15	.333	3-8	.375	1-2	.500	1-2-3	3.0	3	0	3	1	2	2	14	11.2
Wake Forest	*	36	5-11	.455	3-7	.429	6-7	.857	1-2-3	3.0	2	0	4	2	3	0	19	11.5
at Boston College	*	20	2-9	.222	0-5	.000	2-2	1.000	0-0-0	2.8	4	0	2	1	0	1	6	11.3
Virginia	*	31	2-8	.250	0-4	.000	2-2	1.000	0-0-0	2.7	0	0	2	3	0	0	6	11.1
Syracuse	*	34	5-12	.417	2-7	.286	0-0	.000	0-0-0	2.6	5	1	2	1	0	0	12	11.1
at Notre Dame	*	38	7-14	.500	5-7	.714	0-0	.000	0-3-3	2.6	0	0	4	0	0	1	19	11.4
Boston College																		
at North Carolina																		
Virginia Tech																		

## CAREER STATISTICS

Season	GP	GS	Min.	Avg.	FG	FGA	Pct.	FG	FGA	Pct.	FT	FTA	Pct.	Off.	Def.	Tot.	Avg.	PF	FO	Ast.	TO	Blk	Stl	Pts.	Avg.
2017-18	27	13	717	26.6	107	256	.418	47	132	.356	47	60	.783	13	58	71	2.6	46	2	50	30	13	26	308	11.4



# 2017-18 MIAMI BASKETBALL ROSTER

## NUMERICAL ROSTER

No.	Name	Yr.	Pos.	Ht.	Wt.	Hometown/Previous School
0	Ja'Quan Newton	Sr.	G	6-3	191	Philadelphia, Pa. / Neumann-Goretti HS
1	Dejan Vasiljevic	So.	G	6-3	203	Melbourne, Australia / Australian Institute of Sport
2	Chris Lykes	Fr.	G	5-7	161	Mitchellville, Md. / Gonzaga College HS
3	Anthony Lawrence II	Jr.	G	6-7	210	St. Petersburg, Fla. / Lakewood Senior HS
4	Lonnie Walker IV	Fr.	G	6-5	204	Reading, Pa. / Reading HS
5	Mike Robinson	Sr.	G	5-10	170	New Britain, Conn. / New Britain HS
10	Miles Wilson^	So.	G	6-5	198	Baltimore, Md. / Mount St. Mary's
11	Bruce Brown Jr.	So.	G	6-5	205	Boston, Mass. / Vermont Academy
14	Rodney Miller Jr.	So.	C	7-0	255	Laurelton, N.Y. / Oak Hill Academy
15	Ebuka Izundu	Jr.	C	6-10	235	Charlotte, N.C. / Victory Christian Center / Nigeria
20	Dewan Huell	So.	F	6-11	236	Miami, Fla. / Miami Norland HS
21	Sam Waardenburg	R-Fr.	F	6-10	217	Henderson, New Zealand / Rangitoto College
22	Deng Gak#	Fr.	F	6-10	195	Sydney, Australia / Blair Academy (N.J.)
35	Chris Stowell	Sr.	F	6-6	208	Exeter, N.H. / Tilton School (N.H.) / Exeter HS

## ALPHABETICAL ROSTER

No.	Name	Yr.	Pos.	Ht.	Wt.	Hometown/Previous School
11	Bruce Brown Jr.	So.	G	6-5	205	Boston, Mass. / Vermont Academy
22	Deng Gak#	Fr.	F	6-10	195	Sydney, Australia / Blair Academy (N.J.)
20	Dewan Huell	So.	F	6-11	236	Miami, Fla. / Miami Norland HS
15	Ebuka Izundu	Jr.	C	6-10	235	Charlotte, N.C. / Victory Christian Center / Nigeria
3	Anthony Lawrence II	Jr.	G	6-7	210	St. Petersburg, Fla. / Lakewood Senior HS
2	Chris Lykes	Fr.	G	5-7	161	Mitchellville, Md. / Gonzaga College HS
14	Rodney Miller Jr.	So.	C	7-0	255	Laurelton, N.Y. / Oak Hill Academy
0	Ja'Quan Newton	Sr.	G	6-3	191	Philadelphia, Pa. / Neumann-Goretti HS
5	Mike Robinson	Sr.	G	5-10	170	New Britain, Conn. / New Britain HS
35	Chris Stowell	Sr.	F	6-6	208	Exeter, N.H. / Tilton School (N.H.) / Exeter HS
1	Dejan Vasiljevic	So.	G	6-3	203	Melbourne, Australia / Australian Institute of Sport
21	Sam Waardenburg	R-Fr.	F	6-10	217	Henderson, New Zealand / Rangitoto College
4	Lonnie Walker IV	Fr.	G	6-5	204	Reading, Pa. / Reading HS
10	Miles Wilson^	So.	G	6-5	198	Baltimore, Md. / Mount St. Mary's

^ sitting out 2017-18 season per NCAA transfer regulations

#redshirting 2017-18 season

**Head Coach:** Jim Larrañaga, Providence '71, seventh season

**Associate Head Coach:** Chris Caputo, Westfield State (Mass.) '02, seventh season

**Assistant Coach:** Jamal Brunt, Randolph-Macon '03, third season

**Assistant Coach:** Adam Fisher, Penn State '06, '09, third season

**Director of Operations:** Lamont Franklin, UNC Wilmington '97, first season

**Strength & Conditioning Coach:** Steve Felde, Concordia University (Wis.) '03

**Associate Athletic Trainer:** Javier Jimenez, Temple '06

**Associate Director of Operations:** Jeff Dyer, Delaware '14

**Player Development Assistant:** Chaiison Allen, Northeastern '11

## PRONUNCIATION GUIDE

Dewan Huell ..... Duh-WAHN HUE-ull  
 Ebuka Izundu ..... ee-BOO-kuh ee-ZOON-du  
 Ja'Quan Newton ..... Juh-QUAN  
 Chris Stowell ..... Stole  
 Dejan Vasiljevic ..... DAY-on Vass-EE-luh-vitch

HC Jim Larrañaga ..... LARE-uh-NAY-guh  
 AC Chris Caputo ..... Cuh-POO-toe  
 SC Steve Felde ..... FELL-dee  
 AT Javier Jimenez ..... Hah-VEE-air Him-EN-ez

## CLASS BREAKDOWN

### FRESHMEN (4)

Deng Gak  
 Chris Lykes  
 Sam Waardenburg\*  
 Lonnie Walker IV  
 \* - Redshirt

### SOPHOMORES (5)

Bruce Brown Jr.  
 Dewan Huell  
 Rodney Miller Jr.  
 Dejan "DJ" Vasiljevic  
 Miles Wilson

### JUNIORS (2)

Ebuka Izundu  
 Anthony Lawrence II

### SENIORS (3)

Ja'Quan Newton  
 Mike Robinson  
 Chris Stowell

## GEOGRAPHIC BREAKDOWN

### UNITED STATES

#### Connecticut

Mike Robinson

#### Florida

Dewan Huell  
 Anthony Lawrence II

#### Maryland

Chris Lykes  
 Miles Wilson

#### Massachusetts

Bruce Brown Jr.

#### New Hampshire

Chris Stowell

#### New York

Rodney Miller Jr.

#### Pennsylvania

Ja'Quan Newton  
 Lonnie Walker IV

## INTERNATIONAL

### Australia

Dejan Vasiljevic  
 Deng Gak

### New Zealand

Sam Waardenburg

### Nigeria

Ebuka Izundu



# TV/RADIO ROSTER



**0 JA'QUAN NEWTON**  
Senior • G • 6-3 • 191  
Philadelphia, Pa.




**1 DEJAN (DJ) VASILJEVIC**  
Soph. • G • 6-3 • 203  
Melbourne, Australia



**2 CHRIS LYKES**  
Freshman • G • 5-7 • 161  
Mitchellville, Md.




**3 ANTHONY LAWRENCE II**  
Junior • G • 6-7 • 210  
St. Petersburg, Fla.



**4 LONNIE WALKER IV**  
Freshman • G • 6-4 • 204  
Reading, Pa.



**5 MIKE ROBINSON**  
Senior • G • 5-10 •  
New Britain, Conn.



**10 MILES WILSON**  
Soph. • G • 6-5 • 198  
Baltimore, Md.




**11 BRUCE BROWN JR.**  
Soph. • G • 6-5 • 205  
Boston, Mass.



**14 RODNEY MILLER JR.**  
Soph. • C • 7-0 • 255  
Laurelton, N.Y.



**15 EBUKA IZUNDU**  
Junior • C • 6-10 • 235  
Charlotte, N.C.




**20 DEWAN HUELL**  
Soph. • C • 6-11 • 236  
Miami, Fla.



**21 SAM WAARDENBURG**  
R-Freshman • F • 6-10 • 217  
Henderson, New Zealand



**22 DENG GAK**  
Freshman • F • 6-10 • 195  
Sydney, Australia



**35 CHRIS STOWELL**  
Senior • F • 6-6 • 208  
Exeter, N.H.



**JIM LARRAÑAGA**  
Head Coach



**CHRIS CAPUTO**  
Associate Head Coach



**JAMAL BRUNT**  
Assistant Coach



**ADAM FISHER**  
Assistant Coach