



2019-20 MIAMI HURRICANES

MEN'S BASKETBALL

MEDIA GUIDE





IT'S ALL ABOUT THE U.

MIAMI

WE
DO
THIS

ACCN is the home for more than 150 men's and women's basketball games and 250 Olympic sports events. Get closer to 15 championship-winning programs with All Access, studio shows and documentaries. Catch must-see plays from the Canes and all the conference action on the home of the ACC.

Join Us @ACCNetwork



ACCN
ESPN

TABLE OF CONTENTS



UNIVERSITY OF MIAMI
Department of Athletics
5821 San Amaro Drive
Coral Gables, FL 33146

UNIVERSITY OF MIAMI MISSION STATEMENT

The University of Miami's mission is to educate and nurture students, to create knowledge, and to provide service to our community and beyond. Committed to excellence and proud of the diversity of our University family, we strive to develop future leaders of our nation and the world.

INTRODUCTION

University & Team Information.....	2
2019-20 Schedule.....	3
Roster.....	4
About the Hurricanes.....	5
University Administration.....	6
Senior Staff.....	7-11
Media Policies.....	12
Communications Contacts.....	13
Facilities.....	14

COACHES & STAFF

Head Coach Jim Larrañaga.....	16-22
Associate Head Coach Chris Caputo.....	23
Assistant Coach Bill Courtney.....	24
Assistant Coach Adam Fisher.....	25
Director of Operations Lamont Franklin.....	26
Basketball Staff.....	27-29
Support Staff.....	30

HURRICANES

Photo Roster.....	32-34
Harlond Beverly.....	35
Nysier Brooks.....	36-37
Deng Gak.....	38-39
Filippos Gkogkos.....	40
Willie Herenton.....	41-42
Chris Lykes.....	43-44
Kameron McGusty.....	45-46
Rodney Miller, Jr.....	47-48
Keith Stone.....	49-50
Dejan "DJ" Vasiljevic.....	51-52
Sam Waardenburg.....	53-54
Anthony Walker.....	55
Isaiah Wong.....	56

2018-19 SEASON IN REVIEW

Game Results.....	58
Season Statistics.....	59
ACC Statistics.....	60
Non-Conference Statistics.....	61
Win/Loss Statistics.....	62-63
Home/Away/Neutral Statistics.....	64-66
Team Game-by-Game Comparison.....	67
Team Game-by-Game.....	68
Opponent Game-by-Game.....	69
Team Game Highs/Lows.....	70-71
Opponent Game Highs/Lows.....	72-73
Player Game-by-Game Highs.....	74-75
Double-Doubles.....	75
Player Game Highs.....	76-77

Opponent Player Game Highs.....	78-79
Category Leaders.....	80-81
Player Game-by-Game Pts-Reb-Ast.....	82
Top Individual Performances & Trends.....	83
Box Scores.....	84-91
ACC Season in Review.....	92
ACC Awards.....	93
ACC Individual Leaders.....	94
ACC Team Statistics.....	95-96

HISTORY

Year-by-Year Coaching Records.....	98-99
NCAA Tournament History.....	100
NCAA Tournament Teams.....	101-105
NIT History.....	106
NIT Teams.....	107-112
ACC Tournament History.....	113
All-Americans.....	114
NBA & ABA Drafts.....	115
Canes in the NBA.....	116-117
Honors.....	118-120
Miami and the Polls.....	121-127
All-Time Letter Winners.....	128-129
UM Sports Hall of Fame Inductees.....	130
Team Captains.....	130
1984-85 Practice Team.....	130
Miami Basketball History.....	131-138

RECORDS

Team Game & Season Records.....	140
Team ACC Game Records.....	141-143
Team Records by Half.....	144-145
Individual Game/Half/ACC Records.....	146-151
Individual Season Records.....	152-157
Individual Career Records.....	158-162
Opponent Team Game/Half/Records.....	163-166
Opponent Individual Game/Half Records.....	167-169
NCAA Tournament Records.....	170-172
Opponent NCAA Tournament Records.....	173-174
NIT Records.....	175-177
Opponent NIT Records.....	178-179
ACC Tournament Records.....	180-182
Opponent ACC Tournament Records.....	183-184
Year-by-Year Team Stats.....	185-187
1,000 Points Club.....	188-189
Annual Leaders.....	190-192
100-Point Games.....	193-194
Overtime Games.....	195
Watsco Center Records.....	196
Home Attendance Figures.....	197-198

RESULTS

Regular-Season Tournaments/Events.....	200-202
Series Records.....	203-205
All-Time Series Results.....	206-222
Year-by-Year Results.....	223-246

CREDITS

Editing & Compilation.....	Alex Schwartz, Kevin Ivany, Ashleigh Young, past Miami communications staff members
Photography.....	JC Ridley, Eric Espada, NBA



UNIVERSITY & TEAM INFORMATION

UNIVERSITY INFORMATION

Location.....	Coral Gables, Fla.
Enrollment.....	17,840
Founded.....	1925
Nickname.....	Hurricanes
Colors.....	Orange (PMS 1665), Green (PMS 3435) and White
President.....	Dr. Julio Frenk
Director of Athletics.....	Blake James
Faculty Athletics Representative.....	Dr. Marvin Dawkins
Conference.....	Atlantic Coast Conference
Arena / Capacity.....	Watsco Center / 7,972
Ticket Office Phone.....	1-800-GO-CANES
Website.....	www.HurricaneSports.com
Mailing Address.....	5821 San Amaro Drive, Coral Gables, FL 33146
Press Row Phone.....	305-284-2111
Flagship Radio Station.....	WQAM 560-AM
Radio Play-by-Play.....	Joe Zagacki

ATHLETICS ADMINISTRATION

Director of Athletics.....	Blake James
Deputy AD/Chief Operating Officer/SWA.....	Jennifer Strawley
Deputy AD/Chief Financial Officer.....	Jason Layton
Sr. Associate AD/Academic Services.....	David Wyman
Sr. Associate AD/Administration.....	Renae Myles Payne
Sr. Associate AD/Communications & Digital Strategy.....	Carter Toole
Sr. Associate AD/Compliance.....	Craig Anderson
Sr. Associate AD/Facilities & Event Operations.....	Tim Wise
Sr. Associate AD/Student-Athlete Development.....	Shirrelle Jackson
Sr. Associate AD/Performance, Health & Wellness.....	Luis Feigenbaum
Associate AD/Alumni Programs.....	Rick Remmert
Associate AD/Athletic Facilities.....	Kortne Gosha
Associate AD/Athletic Training.....	Vinny Scavo
Associate AD/Business Operations.....	Matthew Smale
Associate AD/Development.....	Chris Cohen
Associate AD/Internal Operations.....	David Case
Associate AD/Premium Seating & Corp. Development.....	Ben Creed
Associate AD/Sales & Service.....	Dan Boyd
Assistant AD/Academic Services.....	Demetreus Darden
Assistant AD/Academic Services.....	Dr. Chaunte O'Neil
Assistant AD/Business Analytics.....	Alfred Vaca
Assistant AD/Communications.....	Camron Ghorbi
Assistant AD/Compliance & Eligibility.....	Dan Raben
Assistant AD/Creative Services.....	William Probus
Assistant AD/Development.....	Alfonso Restrepo
Assistant AD/Digital Strategy.....	Tim Brogdon
Assistant AD/Events & Community Engagement.....	Emily Panosowich
Assistant AD/Events & Operations.....	Michael Turner
Assistant AD/Marketing & Event Experience.....	Conrad Bradburn
Assistant AD/Production Services.....	Drew Thomas
Assistant AD/Ticket Operations.....	Holdyn Halperin
Assistant AD/Ticket Sales.....	Mackie Feierstein
Assistant AD/Video & Game Production.....	Kaylie Shannon
Assistant AD/Video Services.....	Andrew Rossetti

PROGRAM HISTORY

First Year of Basketball.....	1926-27 (no team from 1971-85)
All-Time Record.....	1,046-767
Under Coach Jim Larrañaga.....	175-97 (8 years)
ACC Record Under Larrañaga.....	80-62 (8 years)
All-Time ACC Record.....	123-131 (15 years)
ACC Regular Season Championship.....	1 / 2013
ACC Tournament Championship.....	1 / 2013
NCAA Appearances.....	10
1960, '98, '99, 2000, '02, '08, '13, '16, '17, '18	
All-Time Record in NCAA Tournament.....	8-10
Last NCAA Postseason Finish.....	2018 First Round
NIT Appearances.....	12
1961, '63, '64, '95, '97, '01, '05, '06, '09, '11, '12, '15	
All-Time Record in NIT.....	11-12
Last NIT Finish.....	2015 Runner-Up

2018-19 IN REVIEW

Overall Record.....	14-18
Home/Away/Neutral.....	11-5 / 0-10 / 3-3
ACC Record/Finish.....	5-13 / T-11th
Letter Winners Returning/Lost.....	6 / 6
Starters Returning/Lost.....	3 / 2
Newcomers.....	6 (plus an eligible transfer)

COMMUNICATIONS

Sr. Associate AD/Comm. & Digital Strategy.....	Carter Toole
Office.....	305-284-3245
Cell.....	615-598-8540
Email.....	carter.toole@miami.edu
Associate Director/Communications.....	Alex Schwartz
(Men's Basketball Contact)	
Office.....	305-284-3249
Cell.....	609-802-3674
E-Mail.....	alexschwartz@miami.edu
Assistant Director/Communications.....	Kevin Ivany
(Co-Secondary Contact)	
Office.....	305-284-2972
Cell.....	305-389-6612
E-Mail.....	ksi9@miami.edu
Assistant Director/Communications.....	Ashleigh Young
(Co-Secondary Contact)	
Office.....	305-284-6008
Cell.....	714-721-6816
E-Mail.....	ashleigh.young@miami.edu
Assistant Athletic Director/Communications.....	Camron Ghorbi
Associate Director/Communications.....	David Villavicencio
Associate Director/Communications.....	Megan Barnes
Senior Editor.....	Christy Cabrera Chirinos
Assistant Athletic Director/Digital Strategy.....	Tim Brogdon
Associate Director/Digital Strategy.....	Austin Sapin
Assistant Director/Digital Strategy.....	Tessa Mortensen
Director/Brand Marketing.....	Leo Ramos
Senior Designer of Animation.....	Kyle Stopperan
Senior Graphic Designer.....	Kevin Ortiz
Assistant Athletic Director/Creative Services.....	William Probus
Athletics Video Producer.....	Bradley Amus
Athletics Video Producer.....	Jimmie Nelson
Athletics Video Producer.....	Blair Reid

SOCIAL MEDIA ACCOUNTS

Basketball Twitter, Instagram & Facebook.....	@CanesHoops
Athletics Twitter, Instagram & Facebook.....	@MiamiHurricanes
Blake James, Director of Athletics.. Twitter:	@CanesAllAccess

2019-20 SCHEDULE

OCTOBER

Day	Date	Opponent	Location	TV	Time
WED.	30	FLAGLER (exhibition)	CORAL GABLES, FLA.	ACCNX	7 p.m.

NOVEMBER

TUE.	5	LOUISVILLE*	CORAL GABLES, FLA.	ACCN	6:30 p.m.
FRI.	8	FLORIDA ATLANTIC	CORAL GABLES, FLA.	RSN	7 p.m.
Tue.	12	at UCF	Orlando, Fla.	CBSSN	9 p.m.
SAT.	16	QUINNIPIAC	CORAL GABLES, FLA.	ACCNX	2 p.m.
Thu.	21	vs. Missouri State [^]	Charleston, S.C.	ESPN2/U	11:30 a.m.
Fri.	22	vs. Florida OR St. Joseph's [^]	Charleston, S.C.	ESPN2/U	TBD
Sun.	24	vs. TBD [^]	Charleston, S.C.	ESPN2/U/N	TBD

DECEMBER

Mon.	2	at Illinois+	Champaign, Ill.	ESPN2	7 p.m.
SAT.	14	ALABAMA A&M	CORAL GABLES, FLA.	ACCN	2 p.m.
Tue.	17	vs. Temple&	Brooklyn, N.Y.	ESPNU	9:30 p.m.
SAT.	21	COPPIN STATE	CORAL GABLES, FLA.	ACCN	2 p.m.
Tue.	31	at Clemson*	Clemson, S.C.	ACCN	4 p.m.

JANUARY

SAT.	4	DUKE*	CORAL GABLES, FLA.	ESPN	3 p.m./8 p.m.
Tue.	7	at Louisville*	Louisville, Ky.	ESPN2/U/ACCN	7 p.m.
SUN.	12	PITTSBURGH*	CORAL GABLES, FLA.	ACCN	6 p.m.
Wed.	15	at NC State*	Raleigh, N.C.	RSN	7 p.m.
SAT.	18	FLORIDA STATE*	CORAL GABLES, FLA.	ACCN	12 p.m.
Tue.	21	at Duke*	Durham, N.C.	ESPN	9 p.m.
Sat.	25	at North Carolina*	Chapel Hill, N.C.	ESPN2/U/ACCN	12 p.m.
TUE.	28	VIRGINIA TECH*	CORAL GABLES, FLA.	ACCN	8 p.m.

FEBRUARY

Sun.	2	at Pittsburgh*	Pittsburgh, Pa.	ACCN	12 p.m.
WED.	5	NC STATE*	CORAL GABLES, FLA.	ACCN	8:30 p.m.
Sat.	8	at Florida State*	Tallahassee, Fla.	ACCN	12 p.m.
WED.	12	BOSTON COLLEGE*	CORAL GABLES, FLA.	RSN	7 p.m.
SAT.	15	WAKE FOREST*	CORAL GABLES, FLA.	RSN	2 p.m.
Wed.	19	at Virginia Tech*	Blacksburg, Va.	RSN	9 p.m.
Sun.	23	at Notre Dame*	Notre Dame, Ind.	ACCN	6 p.m.
Sat.	29	at Georgia Tech*	Atlanta, Ga.	ACCN	6 p.m./8 p.m.

MARCH

WED.	4	VIRGINIA*	CORAL GABLES, FLA.	ACCN	9 p.m.
SAT.	7	SYRACUSE*	CORAL GABLES, FLA.	ACCN	2 p.m./4 p.m.
Tue.-Sat.	10-14	ACC Tournament	Greensboro, N.C.	ESPN2/ACCN	TBD

Home games at Watsco Center in **BOLD CAPS**

* ACC game

[^] Charleston Classic (other teams competing: Buffalo, UConn, Florida, Missouri State, St. Joseph's Towson, Xavier)

+ Big Ten/ACC Challenge

& Air Force Reserve Basketball Hall of Fame Invitational

All times Eastern and subject to change



2019-20 ROSTER

NUMERICAL

No.	Name	Pos.	Ht.	Wt.	Yr.	Hometown / Previous School
0	Chris Lykes	Jr.	G	5-7	157	Mitchellville, Md. / Gonzaga College HS (D.C.)
1	Dejan "DJ" Vasiljevic	Sr.	G	6-3	184	Melbourne, Australia / Australian Institute of Sport
2	Isaiah Wong	Fr.	G	6-3	170	Piscataway, N.J. / Monsignor Bonner (Pa.)
3	Nysier Brooks ^A	Sr.	C	6-11	240	Philadelphia, Pa. / Cincinnati / Advanced Prep International (Texas)
4	Keith Stone	RSr.	F	6-8	244	Deerfield Beach, Fla. / Florida / Zion Lutheran
5	Harlond Beverly	Fr.	G	6-4	185	Detroit, Mich. / Montverde Academy (Fla.)
11	Anthony Walker	Fr.	F	6-9	210	Baltimore, Md. / Brewster Academy (N.H.)
13	Filippos Gkogkos	Fr.	G	6-3	190	Athens, Greece / International School of Bucharest (Romania)
14	Rodney Miller Jr.	RJr.	C	7-0	255	Laurelton, N.Y. / Oak Hill Academy (Va.)
15	Willie Herenton	Jr.	G	6-1	178	Lincolnshire, Ill. / Adlai Stevenson
21	Sam Waardenburg	RJr.	F	6-10	216	Auckland, New Zealand / Rangitoto College
22	Deng Gak	RSO.	F	6-10	211	Sydney, Australia / Blair Academy (N.J.)
23	Kameron McGusty	RJr.	G	6-5	192	Katy, Texas / Oklahoma / Sunrise Christian Academy (Kan.)

ALPHABETICAL

No.	Name	Pos.	Ht.	Wt.	Yr.	Hometown/Previous School
5	Harlond Beverly	Fr.	G	6-4	185	Detroit, Mich. / Montverde Academy (Fla.)
3	Nysier Brooks ^A	Sr.	C	6-11	240	Philadelphia, Pa. / Cincinnati / Advanced Prep International (Texas)
22	Deng Gak	RSO.	F	6-10	211	Sydney, Australia / Blair Academy (N.J.)
13	Filippos Gkogkos	Fr.	G	6-3	190	Athens, Greece / International School of Bucharest (Romania)
15	Willie Herenton	Jr.	G	6-1	178	Lincolnshire, Ill. / Adlai Stevenson
0	Chris Lykes	Jr.	G	5-7	157	Mitchellville, Md. / Gonzaga College HS (D.C.)
23	Kameron McGusty	RJr.	G	6-5	192	Katy, Texas / Oklahoma / Sunrise Christian Academy (Kan.)
14	Rodney Miller Jr.	RJr.	C	7-0	255	Laurelton, N.Y. / Oak Hill Academy (Va.)
4	Keith Stone	RSr.	F	6-8	244	Deerfield Beach, Fla. / Florida / Zion Lutheran
1	Dejan "DJ" Vasiljevic	Sr.	G	6-3	184	Melbourne, Australia / Australian Institute of Sport
21	Sam Waardenburg	RJr.	F	6-10	216	Auckland, New Zealand / Rangitoto College
11	Anthony Walker	Fr.	F	6-9	210	Baltimore, Md. / Brewster Academy (N.H.)
2	Isaiah Wong	Fr.	G	6-3	170	Piscataway, N.J. / Monsignor Bonner (Pa.)

^A sitting out 2019-20 season, per NCAA transfer regulations

STAFF

Head Coach: Jim Larrañaga, Providence '71, ninth season
Associate Head Coach: Chris Caputo, Westfield State (Mass.) '02, ninth season
Assistant Coach: Bill Courtney, Bucknell '92, first season
Assistant Coach: Adam Fisher, Penn State '06, seventh season (fifth as AC)
Director of Operations: Lamont Franklin, UNC Wilmington '97, third season
Associate Director of Operations: Jeff Dyer, Delaware '14, second season
Athletic Trainer: Cory Kaplan, Florida '14, first season
Strength & Conditioning Coach: Phil Baier, Springfield (Mass.) '13, first season

PRONUNCIATION GUIDE

Nysier Brooks	NAH-Seer	Dejan Vasiljevic	DAY-On Vuh-SEE-Luh-Vitch
Deng Gak	Gack	Sam Waardenburg	WAR-Din-Berg
Filippos Gkogkos	FILL-EEP-Ose GO-Gose	HC Jim Larrañaga	Lare-Uh-NAY-Guh
Willie Herenton	HEHR-In-Ton	AC Chris Caputo	Kuh-PEW-Toe

ROSTER BY CLASS

Seniors (3)	Sophomores (1)
Nysier Brooks ^A	Deng Gak (RS)
Keith Stone (RS)	
Dejan "DJ" Vasiljevic	
Juniors (5)	Freshmen (4)
Willie Herenton	Harlond Beverly
Chris Lykes	Filippos Gkogkos
Kameron McGusty (RS)	Anthony Walker
Rodney Miller Jr. (RS)	Isaiah Wong
Sam Waardenburg (RS)	

ROSTER BY STATE

2	Maryland
1	Florida
1	Illinois
1	Michigan
1	New Jersey
1	New York
1	Pennsylvania
1	Texas

ROSTER BY COUNTRY

9	United States
2	Australia
1	Greece
1	New Zealand

ABOUT THE 2019-20 HURRICANES

STARTERS RETURNING

Name	Ht.	Wt.	Cl.	Pos.	GP-GS	PPG	RPG
Chris Lykes	5-7	157	Jr.	G	32-32	16.2	2.7
Dejan "DJ" Vasiljevic	6-3	184	Sr.	G	32-25	11.8	4.5

OTHER RETURNERS

Name	Ht.	Wt.	Cl.	Pos.	GP-GS	PPG	RPG
Deng Gak	6-10	211	RSO.	F	8-1	2.5	4.1
Willie Herenton	6-1	178	Jr.	G	16-0	0.9	0.1
Kameron McGusty	6-5	192	RJr.	G	DNP (redshirt as transfer)		
Rodney Miller, Jr.	7-0	255	RJr.	C	DNP (redshirt)		
Sam Waardenburg	6-10	216	RJr.	F	32-11	5.3	3.5

NEWCOMERS

Name	Ht.	Wt.	Cl.	Pos.	GP-GS	PPG	RPG
Harlond Beverly	6-4	185	Fr.	G	n/a		
Nysier Brooks ^A	6-11	240	Sr.	C	35-35	8.1	6.3
Filippos Gkogkos	6-3	190	Fr.	G	n/a		
Keith Stone	6-8	244	RSr.	F	17-13	6.1	3.9
Anthony Walker	6-9	210	Fr.	F	n/a		
Isaiah Wong	6-3	170	Fr.	G	n/a		

STARTERS LOST

Name	Cl.	Pos.	GP-GS	PPG	RPG	Reason
Ebuka Izundu	Sr.	C	32-32	10.9	8.3	Graduated
Zach Johnson	RSr.	G	32-20	11.8	2.8	Graduated
Anthony Lawrence II	Sr.	G	32-32	12.6	6.7	Graduated

OTHER LETTER WINNERS LOST

Name	Cl.	Pos.	GP-GS	PPG	RPG	Reason
Dewan Hernandez	Jr.	F	DNP			NBA Draft
Anthony Mack	RFr.	G	28-7	2.6	1.0	Professional
Dominic Proctor	So.	G	1-0	0.0	0.0	Left Team

^A sitting out 2019-20 season, per NCAA transfer regulations



RETURNING PRODUCTION

Points

(47.8 percent returns; 1097 of 2297)

Chris Lykes	16.2 ppg
Dejan "DJ" Vasiljevic	11.8 ppg
Sam Waardenburg	5.3 ppg

Rebounds*

(38.7 percent returns; 378 of 977)

Dejan "DJ" Vasiljevic	4.5 rpg
Deng Gak	4.1 rpg
Sam Waardenburg	3.5 rpg

* excludes team rebounds

Assists

(44.3 percent returns; 183 of 413)

Chris Lykes	3.2 apg
Sam Waardenburg	1.2 apg
Dejan "DJ" Vasiljevic	1.2 apg

RETURNING LEADERS

Minutes

Chris Lykes	33.8 mpg
-------------	----------

Points

Chris Lykes	16.2 ppg
-------------	----------

Field Goals

Chris Lykes	171
-------------	-----

Field Goal Pct.

Sam Waardenburg	41.8%
-----------------	-------

3-Pointers

Dejan "DJ" Vasiljevic	81
-----------------------	----

3-Point FG Pct.

Dejan "DJ" Vasiljevic	36.7%
-----------------------	-------

Free Throws

Chris Lykes	114
-------------	-----

Free Throw Pct.

Dejan "DJ" Vasiljevic	91.8%
-----------------------	-------

Rebounds

Dejan "DJ" Vasiljevic	144
-----------------------	-----

Assists

Dejan "DJ" Vasiljevic	4.5
-----------------------	-----

Blocked Shots

Sam Waardenburg	11
-----------------	----

Steals

Chris Lykes	43
-------------	----



UNIVERSITY ADMINISTRATION



DR. JULIO FRENK
UNIVERSITY PRESIDENT
 UNIVERSIDAD NACIONAL
 AUTÓNOMA DE MÉXICO, 1979

A fourth-generation physician whose paternal grandparents fled Germany in the early 1930s to build a new life in Mexico, Julio Frenk catalyzed his deep gratitude for the kindness of strangers into a lifelong mission to improve the health, education, and well-being of people around the world.

Dr. Frenk became the sixth president of the University of Miami in August of 2015. He also holds academic appointments as Professor of Public Health Sciences at the Leonard M. Miller School of Medicine and as Professor of Health Sector Management and Policy at the School of Business Administration.

Prior to joining the University of Miami, he was the dean of the Harvard T.H. Chan School of Public Health and the T & G Angelopoulos Professor of Public Health and International Development, a joint appointment with the Harvard Kennedy School of Government.

Julio Frenk served as the Minister of Health of Mexico from 2000 to 2006. There he pursued an ambitious agenda to reform the nation's health system and introduced a program of comprehensive universal coverage, known as Seguro Popular, which expanded access to health care for more than 55 million previously uninsured Mexicans.

He was the founding director-general of the National Institute of Public Health in Mexico, one of the leading institutions of its kind in the developing world. He also served as executive director in charge of Evidence and Information for Policy at the World Health Organization and as senior fellow in the global health program of the Bill & Melinda Gates Foundation, among other leadership positions.

Dr. Frenk holds a medical degree from the National University of Mexico, as well as a master of public health and a joint Ph.D. in Medical Care Organization and in Sociology from the University of Michigan. He has received honorary degrees from seven universities.

His scholarly production, which includes over 160 articles in academic journals, as well as many books and book chapters, has been cited more than 15,000 times. In addition, he has written three best-selling novels for youngsters explaining the functions of the human body.

He is a member of the American Academy of Arts and Sciences, the U.S. National Academy of Medicine, and the National Academy of Medicine of Mexico. He serves on the boards of the United Nations Foundation and the Robert Wood Johnson Foundation. He has received numerous recognitions, including the Clinton Global Citizen Award for changing the way practitioners and policy makers across the world think about health, the Bouchet Medal for Outstanding Leadership presented by Yale University for promoting diversity in graduate education, and the Welch-Rose Award for Distinguished Service from the Association of Schools and Programs of Public Health.



DR. MARVIN DAWKINS
FACULTY REPRESENTATIVE
 EDWARD WATERS, 1970

Dr. Marvin Dawkins, a distinguished professor in the Department of Sociology at the University of Miami, is in his seventh year as the Faculty Athletics Representative. He was named to the post in April 2012, replacing Clyde McCoy after his 17 years of service in that role.

In his FAR post, Dawkins is responsible for ensuring the academic integrity of students participating in University athletic programs and helping to oversee institutional control of the Department of Athletics. The Faculty Athletics Representative serves as a liaison between the University and the athletic department. This individual is the University's voting delegate to the ACC and represents UM with the NCAA and ACC.

Dawkins received his doctorate from Florida State and completed his postdoctoral research fellowships at Howard University and The Johns Hopkins University. He previously served on the faculties of the University of Maryland, Old Dominion University and the University of Wisconsin-Parkside.

His research focuses on issues of race and social equity in such areas as education, career aspirations and mobility, substance abuse prevention, and sports. He has published widely in these areas, including his most recent article titled "Race and Pathways to Power in the National Football League" (with Jomills H. Braddock and Erica Smith), which appears in *American Behavioral Scientist* (2012).

His research on golf includes book chapters, scholarly articles, and the book *African American Golfers During the Jim Crow Era* (Praeger 2000), coauthored with Graham C. Kinloch. Dawkins was recently appointed to the United States Golf Association Museum Committee and is currently completing a study on the media treatment of black golfers from the Jim Crow era to the present.

SENIOR STAFF



BLAKE JAMES
DIRECTOR OF ATHLETICS
MINNESOTA STATE-MANKATO, 1992

Since taking over as the University of Miami's Director of Athletics in 2013, Blake James has transformed The U, spearheading significant advances in all aspects of the department, including postseason appearances, student-athlete support, facility upgrades, ticket sales, broadcast capabilities and academic achievement.

Miami's recent success continues to garner both James and UM national recognition. This past summer, James concluded a two-year term as Chair of the NCAA Division I Council, the group responsible for the day-to-day decision-making for all of Division I Athletics. This year he was one of five nominees for the 2019 SportsBusiness Journal Athletic Director of the Year. In 2017, James was selected as one of four Division I recipients of the 2016-17 Under Armour Athletic Director of the Year award from the National Association of Collegiate Directors of Athletics (NACDA).

In the most recent academic year, Miami continued to achieve excellence both on and off the field. Hurricane student-athletes earned four Atlantic Coast Conference Player of the Year honors, 68 All-ACC selections, 11 individual ACC titles and 35 All-America accolades. Two Hurricanes captured individual NCAA championships – Michelle Athlerley in the women's indoor pentathlon and Estela Perez-Somarriva in women's tennis. Two UM divers – David Dinsmore and Briadam Herrera – placed second at the NCAA Championships. Miami has now captured five NCAA individual championships, six ACC team titles and 62 individual ACC titles since James became Director of Athletics.

James has always placed a strong emphasis on academics and community outreach during his six-plus years as Miami's Director of Athletics. A record 200 UM student-athletes made the 2017-18 ACC Honor Roll. In the most recent Graduation Success Rate figures released by the NCAA, Miami student-athletes posted a GSR mark of 90 percent. Nine programs were recognized for perfect single-year scores of 1,000 in the 2017-18 Academic Progress Report (APR). In addition, six of those programs – men's and women's cross country, golf, men's and women's tennis and volleyball – earned perfect multi-year scores of 1,000 for the four-year period from 2014-15 to 2017-18.

In 2018, Hurricane student-athletes ranked first among all Division I schools in the NCAA Team Works Helper Helper Community Service Competition and posted another Top 10 finish in 2019 – logging more than 3,600 hours of service.

On the development front, the Hurricane Club continues to support UM's student-athletes and coaches in record numbers. The Hurricane Club raised more than \$16 million in 2018-19 and now boasts a record 12,500 members, an increase of 140 percent since 2010. Philanthropic annual fund gifts increased to \$5.9 million in 2018-19 and the Hurricane Club secured 10 seven-figure leadership gifts.

In August 2018, the new, state-of-the-art Carol Soffer Indoor Practice Facility opened for use. The \$40-plus million facility encompasses not just indoor practice fields for football, but also new football coaches offices, new football reception and recruiting areas, weight room renovations and new coaches offices for golf, rowing, soccer and volleyball.

During James' tenure, Miami has completed several other facility enhancements, including the opening of the Schwartz Center for Athletic Excellence; the completion of the student-

athlete training table, fueling station and dining hall; new artificial and natural playing surfaces and lights on the Greentree Practice Fields; a center-hung scoreboard inside the Watsco Center; renovations to the men's and women's basketball offices at Watsco Center; renovations to the Hecht Athletic Center; and a new videoboard for the Neil Schiff Tennis Center.

In 2018, UM set a record for season tickets at Hard Rock Stadium (46,738) and also posted the school's highest average attendance at Hard Rock Stadium (61,469). Since James took over as athletic director, football season ticket sales have increased 101 percent. From 2015-18, men's basketball tickets sold out for three consecutive seasons for the first time in school history.

In addition, Miami has built its broadcast, communications and marketing departments into one of the nation's leaders in digital media and video production. Miami has continually ranked at the top of the conference in number of live ACC Network Extra broadcasts each year as it gears up for the launch of the new ACC Network, which debuts in August. James was also instrumental in helping Miami strike one of the largest apparel deals in the country with adidas.

Prior to being named AD, James served Miami Athletics in the roles of Interim AD and Senior Associate AD for Development and Ticket Operations, where he oversaw the day-to-day operations of development, ticket sales and ticket operations. He also was a member of the Hurricanes' senior staff and provided sport supervision.

James returned to UM after spending seven years at the University of Maine, where he first served as Senior Associate Athletic Director before serving as Director of Athletics from 2005 to 2010. During his tenure at Maine, athletics experienced tremendous success, including three trips to the Frozen Four for the men's ice hockey program and NCAA playoff berths for football, baseball (two), women's basketball and softball. James implemented a comprehensive \$17 million facility improvement plan at Maine, which included an indoor practice facility and numerous other facility upgrades and renovations. Academically, the program flourished, earning the conference academic cup twice and student-athletes maintaining a 3.0 GPA or above.

Prior to his stint at Maine, James worked in athletic development at Providence College, where he established the "Friars Forever" campaign and the Friar Athletic Fund.

James is no stranger to South Florida, beginning his athletic career with UM, working in ticket sales, corporate sales and athletic development. In 1995, he was hired as Miami's Director of Ticket Sales, serving in that capacity until 1997, when he was named an athletic development officer at the University of Nebraska. He returned to Miami in 1998 as the Director of Major Gifts and Corporate Sales and was promoted to the Director of Athletic Development at Miami in 2000 before moving on to Providence in 2002.

James graduated from Minnesota State University - Mankato with a Bachelor's degree in Marketing in 1992, and later received his Master's degree in Sports Administration from St. Thomas University in 1994. He and his wife, Kelly, have two children – daughter, Haley, and son, Ryan.



SENIOR STAFF



JENNIFER STRAWLEY
DEPUTY AD / CHIEF
OPERATING OFFICER
PENNSYLVANIA, 1998

Jennifer Strawley joined the University of Miami on June 18, 2012 and currently serves as Deputy Director of Athletics and Chief Operating Officer. She is also the department's Senior Woman Administrator.

Serving as the second-in-command, Strawley provides strategic direction for the department and assists the Director of Athletics with the day-to-day operations. She is the sport administrator for football, women's basketball and women's tennis. Strawley leads the department's strategic planning initiatives, policy development and implementation, coordination of department and coaches meetings and gender equity and inclusion initiatives. She oversees the areas of human resources, sports medicine, academic services, equipment / Adidas, video services and student-athlete development, as well as serves as a liaison to various campus groups, the ACC and the NCAA.

Strawley played a key role in the hiring of head football coach Mark Richt, serving on the selection committee. In addition, she was instrumental in the development of Miami's annual Celebration of Women's Athletics recognizing the achievements of Miami's female student-athletes while raising money to support women's athletics.

Actively engaged in intercollegiate athletics nationally, Strawley has served on various committees within the NCAA and the ACC. She currently serves on the ACC Television Committee, the ACC Women's Basketball foresight committee, the ACC Equity Committee, the ACC Infractions and Sportsmanship Review Committee, the ACC Football Schedulers Group, and the NCAA Division I Women's Basketball Oversight Committee. She also serves on the board of directors for Women's Leaders in College Sports and the Women's Basketball Coaches Association.

Prior to UM, Strawley concluded her second tour with the NCAA as the Director of Academic and Membership Affairs. In this role, Strawley was instrumental in providing leadership in the areas of academic governance and development of academic policy. Strawley served on the senior management team and was involved in a variety of other internal operations.

Strawley rejoined the NCAA after serving as the Associate Athletics Director for Intercollegiate Sport Programs and Senior Woman Administrator at Columbia University from 2007-10. While at Columbia, she oversaw numerous varsity sport programs including football and was the athletics program liaison for gender equity and diversity initiatives. Strawley was a member of the department's Executive Management Team.

Prior to her tenure at Columbia, Strawley was the Director of Membership Services and Student-Athlete Reinstatement at the NCAA. In this role, she provided oversight of the student-athlete reinstatement process and was instrumental in the implementation of the student first philosophy. Strawley served as a liaison to numerous NCAA committees and task forces, including the NCAA Divisions I, II and III Student-Athlete Reinstatement Committees and the NCAA Olympic Sports Liaison Committee.

Strawley first joined the NCAA in 1998 as an enforcement services intern. She is a 1998 graduate of the University of Pennsylvania where she earned her Bachelor of Arts degree in history. During her time at Pennsylvania, she was a two-year captain for the Quakers' softball team. Strawley was inducted into the William Tennent High School Hall of Fame in of 2014.



JASON LAYTON
DEPUTY AD / CHIEF
FINANCIAL OFFICER
SAINT LEO, 1999

Jason Layton serves as the University of Miami Deputy Director of Athletics and Chief Financial Officer, a position he took over in August 2017. He initially joined Miami in December 2014 as the Senior Associate Athletics Director for Communications and Sales.

In his current position, Layton is responsible for managing the department's business office, marketing, digital strategies, communications, ticket sales, ticket operations, client experience, video production and broadcast departments.

Additionally, Layton has oversight of all departmental licensing matters, Hurricane Sports Properties, serves as the department ACC Network liaison and is the sport administrator for men's basketball.

Since his arrival, Miami has seen exceptional growth in ticket sales and video production services in both content and broadcast with ESPN and the newly formed ACC Network.

Under his watch, Miami has seen an increased level of season ticket sales in football and men's basketball. Under Layton's guidance, Miami saw an unprecedented growth in football attendance during the 2016 season, as the Hurricanes totaled 42,000 season ticket holders and averaged 58,572 fans per game – the 27th-highest total in the nation and leader among all Power Five schools in percentage increase on a year-to-year basis (23 percent).

In addition, Miami sold out its entire 2015-16 and 2016-17 men's basketball season ticket allotment, marking the first time in Hurricane Athletics history that a team has sold out its entire season ticket allotment in back-to-back seasons.

Layton also serves as the primary contact for ESPN with the recent launch of the ACC Network, first in digital format in August 2016 and building to the linear network in fall of 2019. Since 2015, Miami has produced over 200 live events on ESPN3/ACC Network Extra – a figure that ranks near the top of all ACC schools.

Layton, a Florida native, arrived in Miami after spending the 2013 and 2014 seasons at Colorado State University where he served as the department's Senior Associate Athletics Director for Sales and Marketing. During his time in Fort Collins, Colo., Layton's ticket sales plans drove double-digit increases in football, volleyball, men's basketball and women's basketball revenue and tickets sold.

Before his arrival at Colorado State, Layton spent 13 years with the Tampa Bay Buccaneers. In his 13 years with the club, he handled a variety of responsibilities from sales, marketing, ticketing and luxury suite operations to advertising, accounting, finance and purchasing. Layton began his career with the Buccaneers as a customer service representative in 1999 before elevating to the role of Senior Director of Business Administration in 2011. Layton received his bachelor's and master's degrees from Saint Leo University in Saint Leo, Fla.

SENIOR STAFF



DAVID WYMAN
SENIOR ASSOCIATE AD
ACADEMIC SERVICES
FLORIDA A&M, 1994

"When you do the right things, the right things happen."

David Wyman has empowered over 2,000 student-athletes with his signature creed. Now in his 23rd year, Wyman has advised and mentored a diverse population of student-athletes to become skilled professionals in many different careers.

Wyman is the Senior Associate Athletic Director for Academic Services at the University of Miami, a position he was promoted to in August 2017. Wyman is also the sport administrator for Miami's volleyball program.

He began his own career as an intern, and was quickly promoted to the full-time staff after working just two months in the academic services division. Wyman became the assistant director two years later, supervising the tutorial program and advising both the football and men's basketball teams. He was then promoted to associate director, taking on the responsibility of coordinating the NCAA eligibility certification for all 400 student-athletes.

Since 2004, Wyman has managed the Division of Athletic Academic Services, currently leading a staff of eight full-time professionals. Under his leadership, the department and sport programs have gained national recognition and honors for continued growth in both academic progress rates (APR) and graduation success.

A 2016 inductee to the Iron Arrow Society, Wyman has helped guide the football team to a pair AFCA Academic Achievement Awards for graduating 100 percent of student-athletes in the freshman classes of 2002 and 2009.

Wyman is a 1994 graduate of Florida A&M with a bachelor's degree in accounting. He earned a master's degree in sports administration from St. Thomas University in 1995. Born in Staten Island, N.Y., he is married to Jewyll, and the couple has three daughters: Rebecca, Dominique and Sarah. Wyman has been a Big Brother in the Miami-Dade Big Brother/Big Sister Organization and is also a member of Omicron Delta Kappa, The National Leadership Honor Society and the National Association of Academic Advisors for Athletics.



RENAE MYLES PAYNE
SENIOR ASSOCIATE AD
ADMINISTRATION
SOUTHERN MISS, 1997

Miami Athletics announced Oct. 10, 2019 the hiring of Dr. Renae Myles Payne as the department's new Senior Associate Athletic Director, Administration.

Myles Payne, who reports to the Deputy Athletic Director/Chief Operating Officer, will be responsible for the direct oversight, policy development, budget and personnel management of video services, equipment, swimming and diving and golf. She will also provide oversight and leadership to all aspects of sports administration within the department including game contracts, budgets, scheduling, team rules.

In addition, Myles Payne is responsible for oversight and development of department policies and procedures. She will provide leadership for development and implementation of the strategic plan, as well as leadership and management of inclusion and diversity initiatives.

Myles Payne, who boasts 20 years of experience in college athletics, comes to UM from Winthrop University, where she served as Senior Associate AD for Internal Operations and Senior Woman Administrator for three years. Prior to her stint at Winthrop, she worked at the University of Connecticut, University of Pittsburgh, San Jose State, Delaware State, Southwest Baptist and Alabama A&M.

This past July, Myles Payne received the NCAA Division I 2019 Administrator of the Year Award from Women Leaders in College Sports. She was recently a member of the NCAA Committee on Academics and served on the Data Review Subcommittee. She is on the Board of Directors of the Minority Opportunities Athletic Association (MOAA) and is the chair of the Symposium Committee. Myles Payne is a regular presenter at MOAA and the College Athletics Business Management Association (CABMA) at the National Association of Collegiate Directors of Athletics (NACDA) conventions. She is a member of Women Leaders in College Sports and a proud member of Sigma Gamma Rho Sorority, Inc.

Myles Payne completed the NCAA Leadership Institute for Ethnic Minority Males & Females and the Women Leaders in College Sports Mentoring Institute in 2009, NACDA Mentoring Institute (2009 and 2014), Sport Management Institute (2011), the 1A Athletic Directors' Association Institute (2011, 2012, 2013), Executive PREP Advisory Program (2012), Collegiate Athletics Leadership Symposium (2012 and 2013) and Leadership Huntsville (2015). She is also a certified facilitator of True Colors Personal Success Assessments.

Myles Payne, a native of Clarksdale, Miss., graduated from the University of Southern Mississippi in 1997, where she also competed in track and field. She received her M.Ed. in Sports Administration in 2000 from Northwestern State and her Ed.D. in Higher Education Administration from Pittsburgh in 2005.



CARTER TOOLE
SENIOR ASSOCIATE AD
COMMUNICATIONS &
DIGITAL STRATEGY
 NORTH CAROLINA, 1995

Carter Toole serves as the Senior Associate Athletic Director for Communications and Digital Strategy at the University of Miami. He joined the Hurricanes as an Associate AD in November 2016 and was promoted to his current role in August 2017.

Toole oversees UM's communications, digital, graphics and video content departments, as well as assisting with publicity for the football program and head football coach Manny Diaz. He also serves as the sport administrator for the women's tennis program. Miami's communications staff won its first Football Writers Association of America Super 11 Award in 2018.

Toole previously co-owned a Nashville-based marketing agency, Wheelhouse Marketing Advisors, which was acquired by a local technology firm (Atiba) at the end of 2015. Before launching Wheelhouse he served as Vice President, Digital, at another Nashville firm, January & Associates.

Prior to entering the agency business, Toole worked in the National Football League for nine seasons with four teams. After public relations stints with the Green Bay Packers, Tennessee Titans and Tampa Bay Buccaneers, he joined the Houston Texans as the club's first director of internet services & publications. He was part of the Texans' communications staff that won the Pete Rozelle Award in 2004 as voted on by the Pro Football Writers Association of America. Toole has also worked eight Super Bowls as a member of the NFL's media relations staff.

Toole started his sports communications career in the media relations offices at Arizona State University and the University of North Carolina at Chapel Hill, where he earned his bachelor's degree in English.

A native of Alexandria, Va., Toole and his wife, Barbara, have two daughters.



CRAIG ANDERSON
SENIOR ASSOCIATE AD
COMPLIANCE
 PITTSBURGH, 2005

Craig Anderson arrived at the University of Miami in March 2013 and was elevated to the role of Senior Associate Athletic Director for Compliance and appointed to the department's executive senior staff in July 2015.

Anderson is responsible for managing all aspects of the University's compliance program, including educating coaches, student-athletes, boosters, athletic department staff and other University officials about NCAA and Atlantic Coast Conference rules and regulations.

Anderson is also responsible for overseeing all compliance processes and procedures dealing with the University's

monitoring of recruiting, eligibility, financial and certification. Anderson is a member of the National Association of Athletics Compliance Coordinators (NAAC) and is the sport administrator for the Miami baseball and men's basketball programs.

Prior to his position at the University of Miami he held positions in Compliance at NC State, University of Virginia, UNLV and Marshall University.

Anderson graduated from the University of Pittsburgh in 2005 with a bachelor's degree in political science and a year later, he graduated from Marshall University with a master's degree in athletic administration.



TIM WISE
SENIOR ASSOCIATE AD
FACILITIES & EVENT
OPERATIONS
 SOUTH CAROLINA, 1996

Tim Wise is in his seventh year as the Senior Associate Athletic Director for Facilities and Event Operations at the University of Miami. Wise joined the UM staff in June 2012.

Wise has oversight of numerous areas within the department: facilities and maintenance services, capital projects/construction, facilities master planning, event management and guest services, camps/clinics, risk management, information technology, strength & conditioning and nutrition. He is also the liaison to the Watsco Center and Hard Rock Stadium, as well as serves as the sport administrator for Miami's soccer and rowing teams.

Wise, who has more than 20 years of experience in college athletics as an event manager, facilities director and administrator, was hired by the University of Wisconsin Athletic Department as assistant athletic director for events and facilities in August, 2008. In January 2012, he was named interim associate athletic director and elevated to the senior management team with additional oversight of the University Ridge Golf Course and \$125 million in capital projects.

Wise also had supervisory oversight of the UW Athletics event management, facilities, food and beverage and guest services units and oversaw an annual budget of approximately \$15 million. He also served in a lead role in administrative coordination of UW Athletics concerts, summer camps and event parking.

Wise served as the director of facility maintenance at the University of Connecticut from August 2005 to August 2008. He oversaw daily operations of athletic facilities, projects and event operations as the assistant athletics director for facilities and operations at Eastern Michigan University from November 2003 to June 2005.

Wise was hired as the athletics event manager at the University of Denver in August 2000 and promoted to the director of athletics events in August 2001 and served in that role until October 2003. Prior to his time at Denver, Wise was the event services manager at The Ohio State University's Schottenstein Center.



LUIS FEIGENBAUM
SENIOR ASSOCIATE AD
PERFORMANCE, HEALTH &
WELLNESS
 MIAMI, 1998, 2000

Luis Feigenbaum was named Senior Associate Athletics Director for Performance, Health and Wellness in August 2018. He was promoted after serving as the UHealth Chief of Sports Physical Therapy. He is also the program director for the University of Miami Sports Physical Therapy Residency and a clinical assistant professor in the Department of Physical Therapy at the Miller School of Medicine.

Feigenbaum is a Board Certified Sports Clinical Specialist (2008) through the American Board of Physical Therapy Specialties, Certified and Licensed Athletic Trainer (2003) by National Athletic Trainers Association, and a Certified Strength and Conditioning Specialist (2000) by the National Strength and Conditioning Association, a Certified Blood Flow Restriction Therapy (2016) provider, and has completed a FIFA Diploma in Sports Medicine (2017).

He is a two-time graduate of the University of Miami, in 1998 earning his B.S. in Health Science and 2000 with a master's degree in Physical Therapy. He earned his Doctor of Physical Therapy in 2011 from Temple University.

A native of Miami, Feigenbaum and his wife, Jessica, also a two-time alumna of the University of Miami, have two daughters, Siena and Presley.



SHIRELLE JACKSON
SENIOR ASSOCIATE AD
STUDENT-ATHLETE
DEVELOPMENT
 BOWLING GREEN, 1994

Shirelle Jackson is the Senior Associate Athletic Director of Student-Athlete Development at the University of Miami. Jackson initially joined Miami as the director of student-athlete development in March 2014 and was promoted to assistant AD in July 2016.

Elevated to her current title in August 2017, Jackson also oversees the Hurricanes' track and field programs.

Prior to joining the athletics department, Jackson spent the previous five years in various capacities in the College of Arts and Sciences at UM. Her initial position was a new role intended to enhance the athletic department's efforts to develop programming that will enhance the total development of our student-athletes.

Prior to arriving at UM, Shirelle was the director of athletic academic support services from 2005-08 at FIU, where she oversaw the management and operation of the school's academic support program for its 400 student-athletes. She also coordinated the academic and personal advising, class registration, tutors, study hall and study skills workshops. During her tenure at FIU, she saw her full-time staff increase to six and the student-athlete graduation rate improved by 16 percent.

She was the assistant director for student-athlete services for 11 months at Bowling Green State University in Bowling Green, Ohio. Her first athletics position was as assistant AD for student development from August 2002-July 2004 at Eastern Connecticut State.

Jackson was a four-year letter winner for the women's track and field team at Bowling Green. She received her bachelor's degree from Bowling Green in 1994 and her master's degree in counseling from Central Connecticut State in 1998. She is currently a doctoral candidate in higher education leadership at Nova Southeastern in Davie.

She is married to Jason Jackson, who is the television host and court-side reporter for Miami HEAT telecasts on Sun Sports. The couple has two children – Justin and Jordan.



MEDIA POLICIES

COVERING THE HURRICANES

Interview requests for men's basketball student-athletes and coaches must be submitted to Alex Schwartz (alexschwartz@miami.edu). Please provide at least 24 hours notice for interview requests.

The Miami communications staff will make every effort to schedule a time to accommodate those requests, based on time constraints, class schedules and other obligations.

MEDIA CREDENTIALS

Credential request link:

<http://www.sportssystem.com/miami/basketball>

Requests for working media and photo credentials should be submitted by sports editors or sports directors of accredited media outlets. Requests should be made as early as possible and limited to working media only. Requests made within three days of the game may not be considered.

ACC TELECONFERENCE

Miami head coach Jim Larrañaga and the league's 14 other coaches will be featured on a weekly teleconference each **Monday** during the 2019-20 basketball season from **10:30 a.m. to 1 p.m.** Each coach will have 10 minutes to make an opening statement and answer questions. There will be an audio file available of each teleconference on the Conference's official website (theACC.com) each Monday afternoon as well as a written transcript of the call.

Media representatives wishing to participate in the teleconference should contact the ACC Communications Office or Alex Schwartz for the call-in number.

LIVE BROADCASTS

It is not permissible for any non-rights holder to broadcast over the air, stream over the internet (audio or video), or transmit in any other way, any live event without the consent of the University of Miami Department of Athletics.

Live events include varsity contests, press conferences (including but not limited to weekly scheduled and postgame press conferences) and any other group media availability. Exceptions may be made for any major news-breaking event.

POSTGAME INTERVIEWS

Miami head coach Jim Larrañaga, student-athletes and the visiting head coach will meet with the media in the press room after each game at the Watsco Center. The visiting head coach will be available in the press room approximately 10 minutes after the conclusion of the game, followed by Miami student-athletes and then Larrañaga.

PRESS PARKING

Press parking passes are provided upon request on a limited basis. Please request your parking pass during the online credential application process.

PHOTOGRAPHY

Miami follows NCAA and ACC rules regarding media representatives photographing games. Only properly credentialed photographers will be allowed in the designated photo areas of the Watsco Center as specified by the NCAA and ACC.

No photographers will be permitted to shoot from the sidelines. All photographers must remain in the Watsco Center's designated photo areas along the baselines. Photo credentials are subject to revocation by the Miami Athletics Communications office at any time.

ARCHIVING OF EVENT AUDIO/VIDEO

It is not permissible for any non-rights holder to post, place, broadcast, or make available in any other way, audio or video event content that exceeds three (3) minutes in length. Events are defined as varsity contests, press conferences and any other group media availability. Archiving may not begin until the conclusion of the entire event. It is not permissible to reuse or post any video produced and/or owned by the University of Miami Athletics without the consent of the university.

UNAUTHORIZED CREDENTIAL USE

Credentials will be issued to working media only. Media credentials are not transferable and use by anyone other than members of the working media is unauthorized. Media credentials used in an unauthorized manner will be revoked immediately. News organizations allowing unauthorized individuals to use credentials will have their credentials revoked for the remainder of the year.

OPPONENT COMMUNICATIONS CONTACTS

School	MBB SID	Phone	Email	Athletics Website	MBB Twitter
ACC	Andy Fledgerjohann	(336) 369-1002	afledger@theacc.org	theacc.com	@acombb
Alabama A&M	Jordan Benson	(256) 372-4550	jordan.benson@aamu.edu	aamusports.com	@Bulldogs_Hoops
Boston College	Mike Laprey	(617) 552-2193	lapreym@bc.edu	bceagles.com	@BCMBB
Buffalo	Brian Wolff	(716) 645-6993	bcwolff@buffalo.edu	ubbulls.com	@UBmenshoops
UCF	Daniel Forcella	(407) 823-2142	dforcella@athletics.ucf.edu	ucfknight.com	@UCF_MBB
Clemson	Ben Winterrowd	(864) 656-1985	winter@clermson.edu	clermsonitigers.com	@ClemsonMBB
UConn	Phil Chardis	(860) 486-3531	philip.chardis@uconn.edu	uconnhuskies.com	@UConnMBB
Coppin State	Steven Kramer	(410) 951-3729	skramer@coppin.edu	coppinstatesports.com	@CoppinMBB
Duke	Mike DeGeorge	(919) 668-1712	mvd8@duke.edu	goduke.com	@DukeMBB
Florida Atlantic	Justin Johnson	(561) 302-0461	jjohn218@fau.edu	fausports.com	@FAU_Hoops
Florida	Denver Parler	(352) 375-6135	denverp@gators.ufl.edu	floridagators.com	@GatorsMBK
Florida State	Chuck Walsh	(850) 644-1077	cwalsh@fsu.edu	seminoles.com	@FSUHoops
Georgia Tech	Mike Stamus	(404) 894-5445	mstamus@athletics.gatech.edu	ramblinwreck.com	@GTMBB
Illinois	Derrick Burson	(217) 333-0933	burson@illinois.edu	fightingillini.com	@IlliniMBB
Louisville	Kenny Klein	(502) 852-0112	kenny@gocards.com	gocards.com	@LouisvilleMBB
Missouri State	Rick Kindhart	(417) 836-4585	rkindhart@missouristate.edu	missouristatebears.com	@MSUBearsHoops
North Carolina	Steve Kirschner	(919) 962-7258	stevekirschner@unc.edu	goheels.com	@UNC_Basketball
NC State	Craig Hammel	(919) 746-9894	cwhamme2@ncsu.edu	gopack.com	@PackMensBball
Notre Dame	Alan Wasielewski	(574) 631-8458	awasiele@nd.edu	und.com	@NDmbb
Pittsburgh	Matt Plizga	(412) 648-8240	mplizga@athletics.pitt.edu	pittsburghpanthers.com	@Pitt_MBB
Quinnipiac	Nick Solari	(203) 582-7687	nicholas.solari@qu.edu	gobobcats.com	@QU_MBB
St. Joseph's	Jack Jumper	(610) 660-3389	jjumper@sju.edu	sjuhawks.com	@SJUHawks_MBB
Syracuse	Pete Moore	(315) 443-2608	pimooore@syr.edu	cuse.com	@Cuse_MBB
Temple	Larry Dougherty	(215) 204-2588	larry.dougherty@temple.edu	owlsports.com	@TUMBBHoops
Towson	Rob Knox	(410) 704-4571	rknox@towson.edu	towsontigers.com	@Towson_MBB
Virginia	Erich Bacher	(434) 982-5530	ebacher@virginia.edu	virginiasports.com	@UVA_MensHoops
Virginia Tech	Lance Dozier	(540) 231-1494	lance17@vt.edu	hokiesports.com	@VT_MBB
Wake Forest	Steve Kirkland	(336) 758-6099	skirkland@wfu.edu	wakeforestsports.com	@WakeMBB
Xavier	Tom Eiser	(513) 745-3124	eiser@xavier.edu	goxavier.com	@XavierMBB

MIAMI ATHLETICS COMMUNICATIONS




ALEX SCHWARTZ

Associate Director

Men's Basketball Contact

E: alexschwartz@miami.edu

C: 609-802-3674



KEVIN IVANY

Assistant Director

Co-Secondary MBB Contact

E: ksi9@miami.edu

C: 848-480-3783



ASHLEIGH YOUNG

Assistant Director

Co-Secondary MBB Contact

E: ashleigh.young@miami.edu

C: 714-721-6816



FACILITIES



WATSCO CENTER

The Watsco Center is a 200,000 square foot, 7,972-seat arena that is home to the University of Miami men's and women's basketball teams.

Watsco, Inc., based in Miami, is traded on the New York Stock Exchange and is the largest distributor of air conditioning, heating and refrigeration products with annual sales of more than \$4 billion, 5,000 employees and 563 locations throughout North America. Watsco has provided funding to the University since the 1990s through its "Watsco Kids" program, providing children in the community free access to performance arts, sports and other events at the University.

The Canes opened the arena Jan. 4, 2003, with an overtime win over North Carolina. Since then, Miami has won the ACC regular-season championship in

the building and hosted NCAA women's basketball tournament games.

Since its opening, the arena has hosted a number of memorable events and sold-out shows, including Green Day, Coldplay, John Mayer, Drake, The Fray, and Barry Manilow, as well as being the setting for televised events and award shows such as the 2004 Presidential Debates, Unplugged featuring Ricky Martin and Thalia, Premio Lo Nuestro, Premios Juventud, Billboard's Latin Music Awards and The X Factor.

The venue has also welcomed world-renowned figures and politicians, including His Holiness the Dalai Lama, former United States Presidents Bill Clinton and Barack Obama, former Secretary of State Hillary Clinton and Senator John McCain.



FIELDHOUSE

The 29,000-square foot on-campus practice facility that is conveniently located adjacent to the Watsco Center opened in March 2009. The facility houses a pair of full-sized basketball courts with 14 baskets, as well as a multi-purpose room to host a variety of events. Miami basketball players have access to the secure facility 24 hours per day, allowing the Hurricanes court time at any

time throughout the year. UM players use the facility for both conditioning and practice sessions, as well as for individual workouts and pick-up games. The Fieldhouse was also honored for its sustainability components, earning the LEED Gold designation, established by the U.S. Green Building Council & verified by the Green Building Certification Institute.



COACHES & STAFF

Head Coach Jim Larrañaga.....	16-22
Associate Head Coach Chris Caputo.....	23
Assistant Coach Bill Courtney	24
Assistant Coach Adam Fisher.....	25
Director of Operations Lamont Franklin	26
Associate Director of Operations Jeff Dyer	27
Athletic Trainer Cory Kaplan	27
Strength & Conditioning Coach Phil Baier.....	28
Additional Basketball Staff.....	29
Support Staff	30



JIM LARRAÑAGA

HEAD COACH | NINTH SEASON AT MIAMI (36TH OVERALL)

In his eight seasons at the University of Miami, head coach Jim Larrañaga has led the Hurricanes to four NCAA Tournament appearances, including two trips to the Sweet 16, and won the 2013 ACC regular-season and tournament titles. He has been named the Associated Press, Naismith, USBWA and Henry Iba National Coach of the Year, twice was both the ACC and USBWA District Coach of the Year and was the 2013 NABC District Coach of the Year.

Larrañaga has posted three 25-win seasons at UM – the only Miami coach to do so – and five in his career. He also has recorded six 20-win campaigns at Miami and 12 in his career. In conference action, the Canes have won nine or more league games in six of eight seasons, while prior to Larrañaga's arrival, Miami had never won more than eight ACC games in a season. Larrañaga has helped the Canes to 18 postseason victories, including four in the NCAA Tournament (three appearances), nine in the ACC Tournament (eight) and five in the NIT (two).

Miami's 47 total road wins in the past seven seasons are tied for the third-most among league teams and in that time the Canes are tied for fourth in conference wins (80), fourth in ACC road victories (31) and fifth in ACC home victories (49). In the six years prior to Larrañaga's arrival, when the ACC had only 12 teams, Miami was tied for ninth in ACC victories (36) and won just 10 total ACC road games.

Miami has seen unprecedented fan interest in the program under Larrañaga. For the third straight season in 2017-18, Miami sold out its season-ticket allotment at the Watsco Center. The 2015-16 season marked the first time in Miami Hurricanes' history that any team sold out of season tickets.

Miami played in its fourth NCAA Tournament in the past six years in 2017-18, claiming a No. 6 seed in the South Region. The Hurricanes tied for third in the ACC and finished the season with a 22-10 mark, including an 11-7 record in conference play. The Canes were nationally ranked for 15 weeks, reaching as high as No. 6 in the polls.

Freshman Lonnie Walker IV was named Honorable Mention All-ACC, becoming the first freshman all-conference honoree in program history. He also was named to the ACC All-Freshman Team. Miami earned road wins over then-No. 12 Minnesota and then-No. 9 North Carolina, the fourth straight year and the sixth time in Larrañaga's seven seasons that the Canes defeated two or more top-15 teams.

The 2015-16 Hurricanes played their way into the NCAA Tournament's Sweet 16 for the second time in four seasons, and just the third time in school history.

In 2012-13, Larrañaga helped Miami to a No. 2 national ranking by both the AP and USA TODAY and a No. 2 seed in the NCAA tournament. At the time, he was the 10th coach in the last 10 years to lead two top-10 programs, as Miami was No. 2 on Feb. 18, 2013, and George Mason was No. 8 in the final Top 25 poll in 2006.

Individually, Shane Larkin earned the ACC Player of the Year and Lute Olson National Player of the Year awards, as well as All-American status and finalist nods for the Bob Cousy, John Wooden and James Naismith player of the year honors before declaring early for the 2013 NBA Draft. Larkin was also the ACC Tournament MVP, on the ACC All-Defensive Team and a Defensive All-American. Durand Scott was the ACC Defensive Player of the Year.

Larrañaga came to Miami after serving as the head coach at George Mason for 14 seasons. He guided the program to five NCAA Tournament appearances (1999, 2001, 2006, 2008, 2011), including an unprecedented run to the 2006 Final Four that captured the nation's attention, as the Patriots defeated Michigan State, North Carolina, Wichita State and UConn along the way. Following that run, Larrañaga was selected the 2006 Clair Bee National Coach of the Year.

Larrañaga built the George Mason program into a perennial contender in the highly-regarded Colonial Athletic Association, winning more games than any other coach in program and conference history (273) en route to three conference titles (1999, 2001, 2008).

In 2006, Larrañaga became the first coach at a mid-major school to take his team to the Final Four in 27 years and earned the CAA's first NCAA tournament at-large berth in 20 years. Along the way, he led Mason to a school record in wins, its first-ever national ranking, its first-ever appearance in the Top 10 and its first wins over Top 10 teams.

Larrañaga served as the head coach at Bowling Green for 11 seasons (1986-1997) and at Division II American International for two seasons (1977-79).

At Bowling Green, he made an immediate impact in his first season. In 1986-87, the Falcons were the nation's most improved team under a first-year head coach that took over a program with a losing record, posting a 15-14 record for an eight-game improvement over the previous season. Larrañaga went on to record a 170-144 mark in 11 years at Bowling Green, earning 1997 Mid-American Conference Coach of the Year honors after leading Bowling Green to a 22-10 record, a conference regular season co-championship and a berth in the NIT. The 22 victories were the most by a Bowling Green team in 47 years and the 13 conference wins were the second-highest total in BGSU history.

Larrañaga's 170 victories at Bowling Green ranked second all-time on the Falcons' coaching list and he was only the second coach to record consecutive postseason appearances. Larrañaga led his squad to NIT berths in 1990 (18-11) and again in 1991 (17-13), the first time the Falcons enjoyed back-to-back postseason appearances since the early '60s. Bowling Green won better than 60 percent of its games in Larrañaga's last four years, recording a 70-44 mark during that stretch. The Falcons finished fourth or better in the MAC in five of Larrañaga's 11 seasons and he is among the winningest coaches in MAC history.

Larrañaga received his first head coaching position in 1977 when he was named to the post at American International, a Division II program in Springfield, Mass. Taking over a team that had suffered through five consecutive losing seasons prior to his arrival, Larrañaga turned AIC into a winning program in his first year and compiled a 28-25 mark in two seasons.

Larrañaga's first coaching opportunity came at Davidson College from 1971-76, serving as an assistant coach to Terry Holland. Davidson captured three Southern Conference regular-season championships and an NIT berth in his five years there, and he compiled a 47-12 record doubling as the freshman team coach. In 1976, he left Davidson and spent one season as player-coach for the Geronimo Basketball Club in Belgium.

After his two-year stint at American International, Larrañaga was reunited with Holland at the University of Virginia in April 1979. An assistant coach under Holland at UVA for seven seasons from 1979-86, he helped the Cavaliers reach the NCAA Final Four on two occasions (1981 and 1984), finish in the top five of the AP and UPI polls and average more than 24 victories per season. The Cavaliers were 169-62, won three regular-season Atlantic Coast Conference championships and made four NCAA Tournament appearances in that span. Virginia also made a pair of NIT appearances, winning the NIT Championship in 1980. Larrañaga was on the staff during the careers of three-time National Player of the Year Ralph Sampson and NBA first-round draft choice Olden Polynice.

A 1971 graduate of Providence College with a degree in economics, Larrañaga was a four-year letterman for the Friars. As the team captain in his senior season, he led Providence to a 20-8 record and an NIT appearance. He graduated as the school's fifth all-time leading scorer with 1,258 points and was selected in the sixth round of the draft by the Detroit Pistons of the National Basketball Association. He was the team's top scorer as a sophomore and junior and was named New England's Division I Sophomore of the Year in 1969. He was inducted into the Providence College Hall of Fame in 1991.

Larrañaga and his wife, Liz, have two sons and four grandchildren. Their son, Jay, played for his father at Bowling Green, was the head coach of the NBDL's Erie Bayhawks and is now an assistant coach with the Boston Celtics. Jon was a member of his father's George Mason teams from 1999-2003, earning first team Academic All-America honors for NCAA Division I-AAA schools.



HIGHLIGHTS AT MIAMI

Since the arrival of Larrañaga at Miami in 2011-12 ... (only includes teams while in the ACC)

- Miami is one of five ACC teams with at least 80 league wins, joining Virginia (109), North Carolina (105), Duke (104) and Florida State (80).
- Miami has the fourth-most road wins (31) in ACC play, behind only Virginia (47), North Carolina (47) and Duke (44).
- Miami has the fifth-most ACC home wins (49), behind just Virginia (62), Duke (60), North Carolina (58) and Florida State (51).
- Miami is tied for the fifth-most ACC Tournament wins with nine.
- Miami has posted an 11-13 combined record against Duke (5-5) and North Carolina (6-8).
- Miami has the most lopsided win over Duke (27 points) and second-most lopsided wins over both North Carolina (26 points) and Florida State (24 points) of any ACC team.
- Miami has won at Cameron Indoor Stadium twice, dealt Duke two of its seven overall (five ACC) losses by 16-plus points and twice scored 90 points against Duke. Miami has also handed Duke two of its last four regular season losses by at least 16 points: 27 (90-63) on Jan. 23, 2013 at Miami and 16 (90-74) on Jan. 13, 2015 at Duke.
- All but one senior (26 of 27) has earned his degree from Miami, including every undergraduate (24 total) receiving a bachelor's degree.

In the five years (2006-11) before Larrañaga's arrival ...

- Miami tied for the 10th-most ACC wins (29) in the league.
- Miami had 95 overall wins, seventh-most in the ACC.
- Miami was 1-14 combined against Duke and North Carolina.



THE LARRAÑAGA FILE

COACHING EXPERIENCE

Head Coach

2011-present	Miami
1997-2011	George Mason
1986-97	Bowling Green
1977-79	American International

Assistant Coach

1979-86	Virginia
1971-76	Davidson

Player/Coach

1977	Geronemo Basketball Club (Belgium)
------	------------------------------------

Years	Team	Record	W/L Pct.
2 years	American International	27-26	.509
11 years	Bowling Green	170-144	.541
14 years	George Mason	273-164	.625
8 years	Miami	175-97	.643
35 years		645-431	.599

NCAA APPEARANCES

1999 - George Mason
 2001 - George Mason
 2006 - George Mason (Final Four)
 2008 - George Mason
 2011 - George Mason
 2013 - Miami (Sweet 16)
 2016 - Miami (Sweet 16)
 2017 - Miami
 2018 - Miami

NIT APPEARANCES

1990 - Bowling Green
 1991 - Bowling Green
 1997 - Bowling Green
 2002 - George Mason
 2004 - George Mason
 2009 - George Mason
 2012 - Miami
 2015 - Miami (Final)

PLAYING CAREER

Geronemo Basketball Club (Belgium) 1976-77
 Drafted: 6th round of 1971 NBA Draft by Detroit Pistons
 Providence College, 1967-71
 Archbishop Molloy, 1963-67

COACHING HONORS

- AP, Naismith, Iba, Rupp Coach of the Year, 2013
- NABC All-District II, 2013
- USBWA District IV Coach of the Year, 2013, 2016
- Clair Bee National Coach of the Year, 2006
- ACC Coach of the Year, 2013, 2016
- CAA Coach of the Year, 1999, 2011
- MAC Coach of the Year, 1997
- Nine NCAA tournament appearances
 1999, 2001, 2006, 2008, 2011, 2013, 2016, 2017, 2018
- Eight postseason NIT appearances
 1990, 1991, 1997, 2002, 2004, 2009, 2012, 2015
- 12 20-win seasons (six at Miami)

PERSONAL

Hometown: Bronx, N.Y.

Born: Oct. 2, 1949

Wife: Liz,

Sons: Jay and Jon

Grandchildren: Tia, James, Jon Temple and Henry

Education: Providence College, 1971, B.A. Economics
 Archbishop Molloy High School, 1967

NOTABLE NBA PLAYERS COACHED

Lance Blanks	Frank Booker	Bruce Brown, Jr.
Rick Carlisle	Antonio Daniels	Dewan Hernandez
DeQuan Jones	Jeff Jones	Andrew Kennedy
Jeff Lamp	Shane Larkin	Lewis Latimore
Sheldon Mac	Trey McKinney Jones	
Jason Miskiri	Olden Polynice	Lee Raker Ralph
Sampson	Tom Sheehy	Clinton Venable
Lonnie Walker IV	Othell Wilson	Ricky Wilson

STUDENT-ATHLETE HONORS

At Miami

- One All-American
- One USBWA All-District IV selection
- One Basketball Times All-District
- One ACC Player of the Year
- One ACC Defensive Player of the Year
- One ACC Skip Prosser Award winner (ACC scholar-athlete of the year)
- One ACC Tournament MVP
- 15 All-ACC Team selections
- Five ACC-All-Defensive Team selections
- Two ACC All-Rookie Team selections
- Seven ACC Players of the Week
- Five ACC Rookies of the Week
- Six ACC All-Tournament team selections
- Three NABC Honors Court selections

Prior to Miami

- Two All-Americans
- 28 All-Colonial Athletic Association selections
- Nine CAA All-Defensive Team selections
- Eight CAA All-Rookie Team selections
- Three Dean Ehlers Award winners (given to CAA player who best meets criteria of academic achievement, leadership and community service)
- 12 All-Mid-American Conference selections
- Two MAC Freshman of the Year selections
- Four MAC All-Freshman Team selections

LARRAÑAGA YEAR BY YEAR

Year	School	Overall	Conference	Post Season
		W-L	W-L Finish	
1977-78	American International	14-13		
1978-79	American International	13-13		
1986-87	Bowling Green	15-14	10-6 3	
1987-88	Bowling Green	12-16	7-9 t-5	
1988-89	Bowling Green	13-15	6-10 t-6	
1989-90	Bowling Green	18-11	9-7 t-3	NIT 0-1
1990-91	Bowling Green	17-13	9-7 t-4	NIT 0-1
1991-92	Bowling Green	14-15	8-8 5	
1992-93	Bowling Green	11-16	8-10 t-6	
1993-94	Bowling Green	18-10	12-6 t-2	
1994-95	Bowling Green	16-11	10-8 t-5	
1995-96	Bowling Green	14-13	9-9 t-6	
1996-97	Bowling Green	22-10	13-5 t-1	NIT 0-1
1997-98	George Mason	9-18	6-10 6	
1998-99	George Mason	19-11	13-3 1	NCAA 0-1
1999-00	George Mason	19-11	12-4 t-1	
2000-01	George Mason	18-12	11-5 3	NCAA 0-1
2001-02	George Mason	19-10	13-5 2	NIT 0-1
2002-03	George Mason	16-12	11-7 4	
2003-04	George Mason	23-10	12-6 3	NIT 2-1
2004-05	George Mason	16-13	10-8 6	
2005-06	George Mason	27-8	15-3 t-1	NCAA 4-1
2006-07	George Mason	18-15	9-9 5	
2007-08	George Mason	23-11	12-6 2	NCAA 0-1
2008-09	George Mason	22-11	13-5 2	NIT 0-1
2009-10	George Mason	17-15	12-6 4	CIT 0-1
2010-11	George Mason	27-7	16-2 1	NCAA 1-1
2011-12	Miami	20-13	9-7 t-4	NIT 1-1
2012-13	Miami	29-7	15-3 1	NCAA 2-1
2013-14	Miami	17-16	7-11 10	
2014-15	Miami	25-13	10-8 t-6	NIT 4-1
2015-16	Miami	27-8	13-5 t-2	NCAA 2-1
2016-17	Miami	21-12	10-8 t-7	NCAA 0-1
2017-18	Miami	22-10	11-7 t-3	NCAA 0-1
2018-19	Miami	14-18	5-13 t-11	
Overall		645-431	346-226	16-18
		(9-9 NCAA)		
		(9-8 NIT, 0-1 CIT)		

WINNINGEST ACTIVE COACHES AT MAJOR SCHOOLS

Rank	Name	Wins
1.	Mike Krzyzewski, Duke.....	1,132
2.	Jim Boeheim, Syracuse.....	946
3.	Roy Williams, North Carolina.....	871
4.	Bob Huggins, West Virginia.....	860
5.	Cliff Ellis, Coastal Carolina.....	764
6.	John Calipari, Kentucky.....	708
7.	Rick Barnes, Tennessee.....	692
8.	Bill Self, Kansas.....	680
9.	Jim Larrañaga, Miami.....	645
	Dana Altman, Oregon.....	645

WINNINGEST COACHES OF ALL-TIME

(Minimum 10 head coaching seasons in Division I;
Entering 2019-20 season)

Name	Total Wins
1. Mike Krzyzewski.....	1,132
2. Jim Boeheim.....	946
3. Bob Knight.....	902
4. Jim Calhoun.....	889
5. Dean Smith.....	879
6. Adolph Rupp.....	876
7. Roy Williams.....	871
8. Bob Huggins.....	860
9. Jim Phelan.....	830
10. Rollie Massimino.....	816
11. Eddie Sutton.....	806
12. Rick Byrd.....	805
13. Lefty Driesell.....	786
14. Lute Olson.....	781
15. Lou Henson.....	779
16. Cliff Ellis.....	764
17. Bo Ryan.....	762
18. Ed Diddle.....	759
19. Henry Iba.....	755
20. John Beilein.....	753
21. Phog Allen.....	746
22. John Chaney.....	741
23. Jerry Tarkanian.....	729
Norm Stewart.....	729
25. Ray Meyer.....	724
26. Jerry Slocum.....	723
27. Don Haskins.....	719
28. John Calipari.....	708
29. Larry Hunter.....	702
30. Rick Barnes.....	692
31. Bill Self.....	680
32. Mike Montgomery.....	677
33. Denny Crum.....	675
34. Gary Williams.....	668
35. John Wooden.....	664
36. Ralph Miller.....	657
37. Tom Penders.....	649
38. Rick Pitino.....	647
Gene Bartow.....	647
40. Jim Larrañaga.....	645
Dana Altman.....	645
42. Billy Tubbs.....	641
43. Homer Drew.....	640
44. Lon Kruger.....	639
45. Marv Harshman.....	637
46. Hugh Durham.....	633
47. Norm Sloan.....	624
48. Stew Morrill.....	620
49. Greg Kampe.....	616
Kelvin Sampson.....	616



LARRAÑAGA VS. OPPONENTS ALL-TIME (1977-PRESENT)

Akron	12-3	1986	11/21/14	Findlay	4-2	1986	1993
Alabama	1-0	3/21/15	3/21/15	Florida	2-2	4/1/06	11/27/16
Alabama State	1-0	1990	1990	FIU	2-0	11/27/06	12/21/07
American	11-0	1/17/98	12/5/05	Florida State	8-9	2/11/12	1/27/19
Amherst	1-1	1977	1978	Florida Southern	1-0	11/3/11	11/3/11
Appalachian State	1-0	12/30/11	12/30/11	Fordham	0-1	12/30/00	12/30/00
Arizona	0-1	12/23/12	12/23/12	Fresno State	1-0	11/23/18	11/23/18
Arizona State	1-0	12/1/13	12/1/13				
Arkansas State	0-1	1988	1988	Gardner-Webb	1-0	11/10/17	11/10/17
Army	1-0	1991	1991	George Washington	3-4	12/28/97	12/16/17
Assumption	0-2	1977	1978	Georgia Southern	2-0	1993	11/11/13
Austin Peay	1-0	3/19/04	3/19/04	Georgia State	8-2	12/2/05	3/5/11
				Georgia Tech	7-4	11/20/09	2/23/19
Ball State	8-15	1986	1997	Grambling	1-0	1986	1986
Bentley	0-2	1977	1978	Green Bay	0-3	1993	12/6/14
Bethune-Cookman	1-0	11/17/18	11/17/18				
Boston College	11-2	1/29/12	2/17/19	Hampton	3-1	12/21/05	11/24/10
Boston University	1-2	1987	12/5/17	Hartford	2-2	1977	12/4/03
Brandeis	1-1	1977	1978	Harvard	1-0	11/13/10	11/13/10
Bridgeport	1-1	1977	1978	Hawaii	2-0	12/22/12	12/22/17
Brown	1-0	11/17/08	11/17/08	Heidelberg	4-0	1986	1995
Bucknell	1-2	1/23/99	1/3/01	Hofstra	11-8	1/14/02	2/2/11
Buffalo	1-0	3/17/16	3/17/16	Holy Cross	2-0	12/27/05	12/21/06
Butler	3-0	1989	11/22/15	Houston Baptist	1-0	12/19/18	12/19/18
				Howard	3-0	11/18/97	11/14/14
Cal State Fullerton	1-0	11/29/13	11/29/13				
Campbell	1-0	12/29/18	12/29/18	Illinois	2-0	3/24/13	12/2/14
Canisius	1-1	1986	1986	Indiana	1-1	1995	11/22/09
Central Connecticut	1-2	1977	1978	Indiana State	0-1	12/25/12	12/25/12
Central Michigan	12-12	1986	1996	Iona	2-0	11/29/03	12/22/04
Charleston	3-3	11/25/97	12/19/15	Iowa State	0-1	11/25/16	11/25/16
Charlotte	6-0	11/18/10	12/5/15	IPFU	1-0	11/11/04	11/11/04
Cincinnati	0-1	1989	1989				
The Citadel	1-0	1995	1995	Jacksonville	2-0	1989	11/16/12
Clemson	6-3	1/18/12	2/13/19	James Madison	26-7	1995	2/12/11
Cleveland State	2-4	1986	1992				
Coastal Carolina	2-0	12/4/99	12/20/00	Kansas State	1-0	11/22/07	11/22/07
Colgate	1-0	1996	1996	Kean	1-0	1978	1978
Columbia	1-0	12/28/16	12/28/16	Kent State	14-13	1986	1996
Connecticut	1-0	3/26/06	3/26/06	Kentucky	1-0	1988	1988
Coppin State	4-0	11/27/99	12/4/04				
Creighton	1-3	11/22/05	12/12/09	La Salle	5-0	1/2/13	11/22/18
				Lehigh	1-0	11/9/18	11/9/18
Dartmouth	1-0	11/15/09	11/15/09	Liberty	4-1	12/30/07	12/11/10
Davidson	1-1	1986	1987	Louisiana	1-0	11/16/15	11/16/15
Dayton	1-3	11/17/07	12/29/10	Louisiana Tech	0-1	1991	1991
Defiance	7-0	1987	1995	Louisville	2-4	2/3/15	1/6/19
Delaware	18-6	11/23/99	1/24/11	Lowell	1-0	1978	1978
Detroit	4-7	1987	11/24/12	Loyola Chicago	0-1	3/15/18	3/15/18
Drexel	13-6	12/21/99	11/20/14	Loyola (Md.)	4-0	1993	12/30/13
Duke	5-6	12/9/06	3/2/19				
Duquesne	4-1	12/31/01	12/22/10	Manhattan	2-0	2/19/05	11/26/05
				Marquette	0-1	3/28/13	3/28/13
East Carolina	10-2	1/3/98	11/22/08	Maryland	2-6	12/27/99	1/29/14
Eastern Kentucky	0-2	1987	12/19/14	Massachusetts	3-0	1977	12/1/12
Eastern Michigan	10-15	1986	1996	McNeese State	1-1	12/18/03	12/30/04
				Memphis	0-2	11/13/04	12/6/11
Fairfield	1-3	11/21/98	3/16/10	Merrimack	2-0	1977	1978
Florida Atlantic	4-0	11/27/10	12/22/18	Miami (Ohio)	11-16	1986	11/19/01
Florida A&M	1-0	11/16/17	11/16/17	Michigan	0-2	1986	1987
FGCU	1-1	11/22/11	11/13/12	Michigan State	4-4	1988	3/17/17

LARRAÑAGA VS. OPPONENTS ALL-TIME (1977-PRESENT)

Middle Tennessee	1-0	12/25/17	12/25/17	Southern Illinois	0-2	12/8/01	11/24/02
Minnesota	1-1	3/19/12	11/29/17	Southwest Missouri	1-0	1996	1996
Mississippi	1-1	12/1/01	11/30/02	Springfield	1-3	1977	1978
Mississippi State	3-1	1996	11/19/15	St. Anselm's	2-0	1977	1978
Monmouth	1-0	1978	1978	St. Bonaventure	2-0	12/23/03	12/28/04
Morehead State	2-0	11/21/03	12/30/04	St. Francis Brooklyn	0-2	12/2/97	11/8/13
Mount St. Mary's	1-0	11/25/08	11/25/08	St. John's	0-1	1994	1994
				St. Joseph's	0-1	3/12/02	3/12/02
Navy	1-0	11/12/17	11/12/17	St. Michael's	1-1	1977	1978
Nebraska	2-3	1990	12/01/15	St. Peter's	1-1	1990	1991
New Haven	1-1	1977	1978	Stanford	1-1	4/2/15	11/24/16
New Mexico	0-1	11/13/00	11/13/00	Stephen F. Austin	1-0	11/13/18	11/13/18
New Mexico State	0-1	12/23/17	12/23/17	Stetson	1-0	11/9/12	11/9/12
New Orleans	0-1	12/20/97	12/20/97	Syracuse	3-6	1995	1/24/19
Niagara	2-0	11/17/01	12/7/02				
Norfolk State	1-0	2/1/14	2/1/14	Temple	1-0	3/31/15	3/31/15
North Adams	2-0	1977	1978	Tennessee	1-0	3/17/04	3/17/04
North Carolina	7-9	12/7/03	2/9/19	Tennessee Tech	1-0	11/11/11	11/11/11
NC Central	1-0	3/17/15	3/17/15	Texas	0-1	1986	1986
UNC Greensboro	1-0	1/2/12	1/2/12	UT Rio Grande Valley	1-0	11/13/15	11/13/15
NC State	7-7	11/19/10	1/3/19	Texas Southern	1-0	11/14/13	11/14/13
UNC Wilmington	19-15	1/5/98	12/4/10	Tiffin	3-0	1993	1996
Northeastern	10-7	1977	11/27/15	Toledo	17-10	1986	1996
North Florida	3-0	11/19/11	11/25/17	Towson	17-0	1/5/02	1/27/11
Northern Illinois	2-1	1995	1997	Tulane	1-1	12/22/08	11/28/09
Northern Iowa	1-0	2/19/11	2/19/11				
Notre Dame	5-4	3/20/08	2/6/19	UC Irvine	1-0	11/10/05	11/10/05
				UCF	1-1	12/18/12	11/21/13
Ohio	6-3	1988	1996	UMBC	1-0	12/12/99	12/12/99
Ohio State	1-3	1986	3/20/11	Utah	1-0	11/20/15	11/20/15
Ohio University	10-9	1986	1994				
Old Dominion	16-14	1/14/98	2/5/11	Valparaiso	1-0	3/14/12	3/14/12
Ole Miss	0-1	11/25/11	11/25/11	Vanderbilt	0-1	1992	1992
Oregon	0-1	3/23/04	3/23/04	VCU	14-15	1/10/98	3/6/11
				Vermont	2-0	11/9/07	11/15/08
Pacific	1-0	3/22/13	3/22/13	Villanova	1-4	11/16/98	3/24/16
Penn	1-1	12/4/18	12/4/18	Virginia	3-8	11/22/97	2/2/19
Penn State	1-5	1991	3/17/09	Virginia Tech	12-7	2/9/12	3/13/19
Pittsburgh	6-2	12/28/02	3/5/19	VMI	1-0	12/22/09	12/22/09
Portland	2-0	1994	11/20/98				
Princeton	2-0	12/29/15	12/2/17	Wagner	1-0	1987	1987
Providence	0-2	1989	12/22/14	Wake Forest	6-5	11/25/05	3/12/19
Purdue	1-1	1996	11/29/11	West New England	2-0	1977	1978
				West Virginia	0-2	1997	12/10/11
Quinnipiac	1-1	1977	1978	Western Carolina	1-0	11/11/16	11/11/16
				Western Kentucky	1-1	1990	1991
Radford	4-1	12/10/05	11/24/10	Western Michigan	14-8	1986	1996
Richmond	5-5	1/28/98	3/24/15	Westfield State	4-0	1977	1978
Rider	1-1	1992	12/11/99	Wichita State	3-1	2/18/06	3/19/16
Rutgers	2-1	11/15/11	11/28/18	William & Mary	19-6	1/21/98	1/29/11
				Winthrop	1-0	12/28/01	12/28/01
Sacred Heart	1-3	1977	1978	Wisconsin	0-1	1990	1990
Santa Clara	0-1	12/29/00	12/29/00	Wofford	1-1	11/21/10	12/3/16
Savannah State	2-0	12/19/13	12/8/14	Worc. Poly. Tech.	1-0	1977	1977
Seton Hall	0-1	11/25/18	11/25/18	WPI	0-1	1978	1978
Siena	2-4	1977	1990	Wright State	5-1	1987	1996
South Alabama	1-0	11/28/14	11/28/14				
South Carolina	1-0	11/25/07	11/25/07	Xavier	0-2	1988	1989
South Carolina St.	1-0	12/6/16	12/6/16				
Southern Connecticut	2-1	1977	1978	Yale	0-1	12/1/18	12/1/18
				Youngstown State	4-0	1988	1991



LARRAÑAGA VS. OPPONENTS AT MIAMI

ACC SCHOOL	REC.	FIRST MTG	LAST
Boston College	11-2	1/29/12	2/17/19
Clemson	6-3	1/18/12	2/13/19
Duke	5-5	2/5/12	3/2/19
Florida State	8-9	2/11/12	1/27/19
Georgia Tech	7-3	1/24/12	2/23/19
Louisville	2-4	2/3/15	1/6/19
North Carolina	6-8	1/10/12	2/9/19
NC State	7-6	1/22/12	1/3/19
Notre Dame	5-3	2/19/14	2/6/19
Pittsburgh	6-1	2/5/14	3/5/19
Syracuse	3-5	1/4/14	1/24/19
Virginia	3-7	1/7/12	2/2/19
Virginia Tech	12-7	2/9/12	3/13/19
Wake Forest	6-4	2/18/12	3/12/19
<i>Previously in the ACC</i>			
Maryland	2-2	2/1/12	1/29/14

SCHOOL	REC.	FIRST MTG	LAST
Akron	1-0	11/21/14	11/21/14
Alabama	1-0	3/21/15	3/21/15
Appalachian State	1-0	12/30/11	12/30/11
Arizona	0-1	12/23/12	12/23/12
Arizona State	1-0	12/1/13	12/1/13
Bethune-Cookman	1-0	11/17/18	11/17/18
Boston University	1-0	12/5/17	12/5/17
Buffalo	1-0	3/17/16	3/17/16
Butler	1-0	11/22/15	11/22/15
Cal State Fullerton	1-0	11/29/13	11/29/13
Campbell	1-0	12/29/18	12/29/18
Charlotte	5-0	12/22/11	12/5/15
College of Charleston	3-0	11/18/13	12/19/15
Columbia	1-0	12/28/16	12/28/16
Detroit	1-0	11/24/12	11/24/12
Drexel	1-0	11/20/14	11/20/14
Eastern Kentucky	0-1	12/19/14	12/19/14
Florida Atlantic	3-0	12/17/11	12/22/18
FGCU	1-1	11/22/11	11/13/12
Florida	2-1	11/17/14	11/27/16
Florida A&M	1-0	11/16/17	11/16/17
Fresno State	1-0	11/23/18	11/23/18
Gardner-Webb	1-0	11/10/17	11/10/17
George Washington	2-1	11/28/13	12/16/17
Georgia Southern	1-0	11/11/13	11/11/13
Green Bay	0-1	12/6/14	12/6/14
Hawaii	2-0	12/22/12	12/22/17
Houston Baptist	1-0	12/19/18	12/19/18
Howard	1-0	11/14/14	11/14/14
Illinois	2-0	3/24/13	12/2/14
Indiana State	0-1	12/25/12	12/25/12
Iowa State	0-1	11/25/16	11/25/16
Jacksonville	1-0	11/16/12	11/16/12
La Salle	4-0	1/2/13	11/22/18
Lehigh	1-0	11/9/18	11/9/18
Louisiana	1-0	11/16/15	11/16/15
Loyola (Md.)	1-0	12/30/13	12/30/13
Loyola Chicago	0-1	3/15/18	3/15/18
Marquette	0-1	3/28/13	3/28/13
Maryland	2-2	2/1/12	1/29/14
Massachusetts	2-0	12/3/11	12/1/12

SCHOOL	REC.	FIRST MTG	LAST
Memphis	0-1	12/6/11	12/6/11
Michigan State	1-0	11/28/12	11/28/12
Middle Tennessee	1-0	12/25/17	12/25/17
Minnesota	1-1	3/19/12	11/29/17
Mississippi State	1-0	11/19/15	11/19/15
Navy	1-0	11/12/17	11/12/17
Nebraska	1-1	12/4/13	12/1/15
New Mexico State	0-1	12/23/17	12/23/17
Norfolk State	1-0	2/1/14	2/1/14
NC Central	1-0	3/17/15	3/17/15
UNCG	1-0	1/2/12	1/2/12
North Florida	3-0	11/19/11	11/25/17
Northeastern	0-1	11/27/15	11/27/15
Ole Miss	0-1	11/25/11	11/25/11
Pacific	1-0	3/22/13	3/22/13
Pennsylvania	1-1	12/4/18	12/4/18
Princeton	2-0	12/29/15	12/2/17
Providence	0-1	12/22/14	12/22/14
Purdue	0-1	11/29/11	11/29/11
Richmond	1-0	3/24/15	3/24/15
Rutgers	2-1	11/15/11	11/28/18
Savannah State	2-0	12/19/13	12/8/14
Seton Hall	0-1	11/25/18	11/25/18
South Alabama	1-0	11/28/14	11/28/14
South Carolina State	1-0	12/6/16	12/6/16
Stanford	1-1	4/2/15	11/24/16
Stephen F. Austin	1-0	11/13/18	11/13/18
Stetson	1-0	11/9/12	11/9/12
St. Francis Brooklyn	0-1	11/8/13	11/8/12
Temple	1-0	3/31/15	3/31/15
Tennessee Tech	1-0	11/11/11	11/11/11
UT Rio Grande Valley	1-0	11/13/16	11/13/16
Texas Southern	1-0	11/14/13	11/14/13
UCF	1-1	12/18/12	11/21/13
Utah	1-0	11/20/15	11/20/15
Valparaiso	1-0	3/14/12	3/14/12
Villanova	0-1	3/24/16	3/24/16
West Virginia	0-1	12/10/11	12/10/11
Western Carolina	1-0	11/11/16	11/11/16
Wichita State	1-0	3/19/16	3/19/16
Wofford	1-0	12/3/16	12/3/16
Yale	0-1	12/1/18	12/1/18

LARRAÑAGA'S MILESTONE VICTORIES

#	Date	Opponent	Score	School
50	2/10/88	Miami (Ohio)	65-59	Bowling Green
100	2/23/91	Kent State	84-57	Bowling Green
150	12/22/94	at Ohio State	59-50	Bowling Green
200	12/27/97	Northeastern	66-60	George Mason
250	12/20/00	Coastal Carolina	81-65	George Mason
300	12/2/03	East Carolina	76-65	George Mason
350	1/26/06	William & Mary	81-58	George Mason
400	2/27/08	William & Mary	68-59	George Mason
450	12/8/10	Loyola (Md.)	66-52	George Mason
500	1/5/13	Georgia Tech	62-49	Miami
550	1/24/15	at Syracuse	66-62	Miami
600	1/14/16	at Pittsburgh	72-46	Miami



CHRIS CAPUTO

Associate Head Coach | Ninth Season at Miami (18th Overall)

PERSONAL

Hometown Elmhurst, N.Y.

Education Westfield State, 2002
Bachelor's: finance & economics

Family Wife: Julie

Daughters: Lily and
Charlotte

COACHING EXPERIENCE

Miami

Associate Head Coach, 2015-present

Assistant, 2011-2015

George Mason

Assistant, 2002-2011

NCAA APPEARANCES

2006 - George Mason (Final Four)

2008 - George Mason

2011 - George Mason

2013 - Miami (Sweet 16)

2016 - Miami (Sweet 16)

2017 - Miami

2018 - Miami

NIT APPEARANCES

2004 - George Mason

2009 - George Mason

2012 - Miami

2015 - Miami (Runner-Up)

PLAYING EXPERIENCE

Westfield State, 1998-2002

HONORS

- Third-most likely assistant to be coaching star, CBS Sports, 2017

- Chris Caputo Day in the City of Coral Gables, Feb. 24, 2015
- Top 20 Assistants Ready for HC Job, Sports Illustrated, 2014
- Top 25 Non-BCS Assistant Coach, HoopScoop.com, 2008

PROMINENT PLAYERS COACHED

Bruce Brown - Miami

Shane Larkin - Miami

Julian Gamble - Miami

Dewan Hernandez - Miami

Kenny Kadji - Miami

Trey McKinney Jones - Miami

Durand Scott - Miami

Lonnie Walker IV - Miami

Luke Hancock - George Mason

Ryan Pearson - George Mason

Chris Caputo is in his ninth season with the Hurricanes and his 18th season on head coach Jim Larrañaga's staff for the 2019-20 campaign. He has worked 13 seasons as an assistant coach, with his primary responsibilities including recruiting and scouting the opposition. In May 2015, Caputo was elevated to associate head coach at Miami, and also took on the role as the team's defensive coordinator.

In his eight seasons at The U, Caputo has coached the Hurricanes to four NCAA appearances - including two Sweet 16 nods - the 2013 ACC regular season and ACC Tournament titles and the 2015 NIT Championship game. He has helped the Hurricanes to three 25-win seasons and a national ranking as high as No. 2.

Under Caputo's tutelage, Miami is one of just two ACC schools, along with Duke, to have a player selected in the NBA Draft each year from 2017 to 2019, with Dewan Hernandez (59th overall) the most recent.

In back-to-back seasons, he helped Miami secure a top-15 recruiting class, beginning with the 2016 signing of McDonald's All-American Dewan Huell, Jordan Brand Classic All-American Bruce Brown, Australian standout Dejan Vasiljevic and Rodney Miller from national powerhouse Oak Hill Academy (Va.). The class was ranked No. 9 by 247Sports, No. 10 by Scout and No. 13 by both ESPN and Rivals. For the 2017-18 campaign, Caputo helped ink three ESPN Top 100 players in McDonald's All-American and Jordan Brand Classic All-American guard Lonnie Walker IV (No. 18), guard Chris Lykes (46) and forward Deng Gak (92). New Zealander Sam Waardenburg also joined the class for the spring of 2017. This class was ranked seventh by ESPN, eighth by Scout and 12th by Rivals.

Miami went 22-10 during the 2017-18 season while reaching the NCAA Tournament for the third straight season, matching a program record. After finishing 11-7 and tying for third place in conference play, the Hurricanes earned the No. 6 seed in

the NCAA South Regional. Walker had a strong freshman campaign, earning Honorable Mention All-ACC and ACC All-Freshman Team honors. Walker and Brown each were selected in the NBA Draft following the season, as Walker was a first-round pick (18th overall), while Brown was picked 42nd overall.

For the third straight season, Miami sold out its season ticket allotment at the Watsco Center. The 2015-16 season was the first time in Miami Hurricanes history that any team sold out of season tickets.

Prior to his arrival at Miami, Caputo played a major role in George Mason's run to the Final Four in 2006, putting together scouting reports to prepare the Patriots as they played nationally-ranked teams and future NBA players in nearly every round.

He also helped lead the Patriots to the post-season for a Mason-record four-straight seasons, including NCAA berths in 2008 and 2011.

Caputo has gained national and local attention as one of the up-and-coming coaches in the nation. In 2014, Sports Illustrated mentioned Caputo as one of the top 20 assistants ready to make the jump to a head coaching position. Locally, the city named Feb. 24, 2015, Chris Caputo Day in Coral Gables.

Prior to becoming an assistant coach, Caputo worked on Larrañaga's staff as the video coordinator, coordinated the staff recruiting database and mailing system, as well as serving in other administrative capacities.

A native of Elmhurst, N.Y., Caputo is a 2002 graduate of Westfield (Mass.) State University with a degree in finance and economics. He was a four-year letterwinner as a point guard for the Division III Owls, and served as captain and earned the team's Outstanding Contributor Award as a senior. A 1998 graduate of Archbishop Molloy High School - Larrañaga's alma mater - Caputo, too, played for legendary head coach Jack Curran.

Caputo and his wife, Julie, have two daughters, Lily and Charlotte.



BILL COURTNEY

Assistant Coach | First Season at Miami (24th Overall)

PERSONAL

Hometown Alexandria, Va.
Education Bucknell, 1992
 Bachelor's: education
Family Wife: Gina
 Sons Billy, Derek

COACHING EXPERIENCE

Miami
 Assistant, 2019-present
DePaul
 Assistant, 2017-19
Cornell
 Head Coach, 2010-16
Virginia Tech
 Assistant, 2009-10
Virginia
 Assistant, 2006-09
Providence
 Assistant, 2005-06
George Mason
 Assistant, 1997-2005
Bowling Green
 Assistant, 1996-97
American
 Assistant, 1995-96

NCAA APPEARANCES

1999 - George Mason
 2001 - George Mason
 2007 - Virginia

NIT APPEARANCES

1997 - Bowling Green
 2002 - George Mason
 2004 - George Mason
 2010 - Virginia Tech

CBI APPEARANCES

2008 - Virginia (Semifinals)
 2019 - DePaul (Runner-Up)

PROMINENT PLAYERS COACHED

Antonio Daniels - Bowling Green
 Malcolm Delaney - Virginia Tech
 George Evans - George Mason
 Herbert Hill - Providence
 Shonn Miller - Cornell
 Jason Miskiri - George Mason
 Mike Scott - Virginia
 Sean Singletary - Virginia
 Max Strus - DePaul

PLAYING EXPERIENCE

Bucknell, 1988-92
 Philadelphia Spirit, 1992
 Sumtex (China), 1993
 Eagles (Philippines), 1993
 Seapower (China), 1994

Bill Courtney is serving in his first season as an assistant coach at the University of Miami. This marks Courtney's second tenure on Jim Larrañaga's coaching staff, as he worked under Larrañaga as an assistant from 1996-2005 at Bowling Green and George Mason.

Courtney has more than 20 years of college coaching experience, both as an assistant and a head coach. Most recently, Courtney worked for two years as an assistant coach at DePaul. Under Larrañaga at George Mason, Courtney was largely credited with recruiting the core of players that helped the Patriots to the 2006 NCAA Final Four. He spent eight seasons as an assistant and associate head coach (1997-2005), helping the Patriots to a pair of regular-season CAA titles and four postseason bids, including trips to the NCAA tournament in 1999 and 2001.

Courtney was head coach at Cornell from 2010-16 after working as an assistant coach from 1995-2010. He was an assistant coach at Virginia from 2006-09 and was part of the Cavaliers' squad that won the 2007 ACC regular-season championship and advanced to the second round of the NCAA Tournament. Courtney has been a part of four conference championship teams.

Courtney has racked up nine postseason appearances including three NCAA Tournaments, four NITs and two CBI appearances. He has served as an assistant at American (1995-96), Bowling Green (1996-97), George Mason (1997-2005), Providence (2005-06), Virginia (2006-09), Virginia Tech (2009-10) and DePaul (2017-19).

Courtney played professionally for the Philadelphia Spirit of the United States Basketball League

(USBL) and for the Milwaukee Bucks' NBA Summer League team in 1992. He then spent two years playing professional basketball in Hong Kong. He earned the league's most valuable player award and collected the 1993 Asian All-Star Game MVP Award. Courtney also played in the Philippines for one season.

Courtney earned first-team All-Patriot League accolades during his junior and senior seasons, serving as team captain both years. He set the school's single-season scoring record of 619 points as a junior and graduated with 1,499 points, a mark that still ranks among the top 10 all-time at the school.

A native of Alexandria, Va., Courtney earned a bachelor's degree in education from Bucknell in 1992 and was named to the Bucknell Athletics Hall of Fame in 2007.

Courtney and his wife, Gina, have two sons, Billy and Derek.



ADAM FISHER

Assistant Coach | Seventh Season at Miami (fifth as AC)

PERSONAL

Hometown Jamison, Pa.

Education Penn State, 2006

Bachelor's: kinesiology

Villanova, 2009

Master's: education leadership

Family Wife: Rebecca

COACHING EXPERIENCE

Miami

Assistant Coach, 2015-present

Director of Operations, 2013-15

Penn State

Director of Player Development, 2012-13

Video Coordinator, 2011-12

Boston University

Director of Operations, 2009-11

Villanova

Graduate manager, 2007-09

Penn State

Student Manager, 2002-06

NCAA APPEARANCES

2008 - Villanova (Sweet 16)

2009 - Villanova (Final Four)

2011 - Boston University

2016 - Miami (Sweet 16)

2017 - Miami

2018 - Miami

NIT APPEARANCES

2015 - Miami (Runner-Up)

PROMINENT PLAYERS COACHED

Bruce Brown - Miami

Dewan Hernandez - Miami

Davon Reed - Miami

Lonnie Walker IV - Miami

Adam Fisher is in his seventh season at the University of Miami and fifth as an assistant coach for the Hurricanes in 2018-19. He was promoted to assistant coach in May 2015 after spending two years as the director of basketball operations for the Hurricanes.

The Hurricanes reached the NCAA Tournament in each of Fisher's first three seasons as an assistant coach, including a run to the Sweet 16 in 2016. Fisher also has coached the Canes to three straight 20-win campaigns, matching a program record.

Under Fisher's guidance, Miami is one of just two ACC schools, along with Duke, to have a player selected in the NBA Draft each year from 2017 to 2019, with Dewan Hernandez (59th overall) the most recent.

Miami went 22-10 during the 2017-18 season, including an 11-7 record and third-place finish in ACC play. The Hurricanes then earned the No. 6 seed in the NCAA South Regional. Lonnie Walker IV had a strong freshman campaign, earning Honorable Mention All-ACC and ACC All-Freshman Team honors. Walker and Bruce Brown Jr. each were selected in the NBA Draft following the season, as Walker was a first-round pick (18th overall), while Brown was picked 42nd overall.

For the third straight season, Miami sold out its season ticket allotment at the Watsco Center. The 2015-16 season was the first time in Miami Hurricanes history that any team sold out of season tickets.

Fisher and the Canes' coaching staff reeled in top-15 recruiting class in back-to-back seasons in 2016-17 and 2017-18, marking the best recruiting classes in program history. For the 2017-18 campaign, the staff inked three ESPN Top 100 players in McDonald's All-American and Jordan Brand Classic All-American guard Lonnie Walker (No. 18), guard Chris Lykes (46) and forward Deng Gak (92). New Zealander Sam Waardenburg also joined the class for the spring semester in 2017. This class was ranked sixth by ESPN, eighth by Scout and 12th by Rivals.

In 2016-17, the staff inked

McDonald's All-American Dewan Huell, Jordan Brand Classic All-American Bruce Brown, Australian standout Dejan Vasiljevic and Rodney Miller from national powerhouse Oak Hill Academy (Va.). The class was ranked No. 9 by 247Sports, No. 10 by Scout and No. 13 by both ESPN and Rivals.

Fisher came to Miami after spending two seasons at Penn State. Promoted to Director of Player Development in 2012, Fisher served as video coordinator in his first season upon returning to his alma mater in 2011.

Fisher served the previous two seasons as director of basketball operations at Boston University, helping the Terriers to back-to-back 21-win seasons and post-season appearances both years. The Terriers went 21-14 in 2010-11, winning the America East Conference Championship and advancing to their first NCAA Tournament since 2002. The Terriers also went 21-14 in 2009-10 and earned a CBI tournament berth, reaching the semifinals.

Fisher worked as a graduate manager for Villanova from 2007-09, while working on his master's degree in education leadership, which he earned in 2009. Fisher worked under Jay Wright at Villanova, serving as an assistant recruiting coordinator while helping in film exchange with opponents and conference members. During Fisher's time at Villanova, the Wildcats reached the Sweet 16 in 2008 and won the East Regional in 2009 to reach the Final Four with a then-school-record 30 wins.

At Villanova, Fisher also assisted the director of basketball operations and worked as the assistant camp coordinator in the summers of 2007 and 2008. When Wright was named the head coach of the 2007 U.S. Pan America team, Fisher assisted him and the squad with various duties during tryouts and the preliminary rounds.

Fisher graduated from Penn State with a bachelor's degree in kinesiology in 2006. While there, he worked for three seasons as head student manager and then one season as a graduate manager. Fisher assisted with player workouts, handled administrative duties and helped with team travel.

A native of Jamison, Pa., Fisher resides in Coral Gables, Fla., with his wife, Rebecca.



LAMONT FRANKLIN

Director of Operations | Third Season

PERSONAL

Hometown Seat Pleasant, Md.

Education UNC Wilmington, 1997
Bachelor's: business information systems

UNC Charlotte, 2010

Master's: sports marketing & management (MBA)

Family Wife: Lisa
Children: Cameron, Kennedy, Braedon

COACHING EXPERIENCE

Florida A&M

Assistant, 2015-17

Associate Head Coach, 2002-03
Assistant, 2001-02

Johnson & Wales

Head Coach, 2009-11

College of Charleston

Assistant, 2004-05

Towson

Associate Head Coach, 2003-04

Mount St. Mary's

Assistant, 2000-01

Howard

Assistant, 1998-2000

UNC Wilmington

Assistant, 1997-98

NCAA APPEARANCES

2018 - Miami

NIT APPEARANCES

1998 - UNC Wilmington

PLAYING EXPERIENCE

UNC Wilmington, 1993-97

HONORS

Johnson & Wales Coach of the Year, 2010

Bothell News & Reporter Coach of the Year, 2008

Seattle Times Emerald City League Coach of the Year, 2007

Lamont Franklin is in his third season as Miami's director of men's basketball operations after joining the staff in April 2017.

A 20-year basketball veteran, Franklin wears many hats, assisting head coach Jim Larrañaga with various aspects of the Miami program. His responsibilities include managing the budget, speaking engagements, community service, team travel, oversight of both support staff and equipment, as well as assisting with on-campus recruiting. Franklin also serves as the staff liaison to numerous areas within the athletics department, including academics, compliance, facilities, marketing, ticketing and communications.

Three Hurricanes have been selected in the NBA Draft since Franklin joined the Hurricanes, including Lonnie Walker IV, who was the 16th overall pick in 2018 draft. During his first year on staff, Miami went 22-10, tied for third in ACC at 11-7 and equaled a program record by reaching the NCAA Tournament for the third consecutive season.

After completing his playing days as a three-year starter at point guard for UNC Wilmington, Franklin's coaching career received a quick jumpstart when he joined the staff at his alma mater as an assistant coach just three months after graduation in 1997. In that season, Franklin helped UNCW to its first 20-win campaign, first postseason appearance and second consecutive regular season league title. Following one year on the sidelines in Wilmington, Franklin then moved on to Howard University for two seasons.

Following his stint at Howard, Franklin joined the staff at Mount St. Mary's University, working alongside legendary coach Jim "Bow-Tie" Phelan before moving on to Florida A&M University. After arriving on campus at FAMU, he played a key role in landing a strong recruiting class anchored by Terrance Woods, who

went on to lead the NCAA in three-point shooting for two consecutive seasons. At the conclusion of his first season at FAMU, Franklin was promoted to associate head coach and then assisted in the Rattlers' first winning season in 10 years. In the summer of 2003, he returned to his home state of Maryland and joined the staff at Towson University. Following his time with the Tigers, Franklin moved on to the College of Charleston where he served at assistant coach.


Franklin spent the next three seasons as the head boys basketball coach at Cedar Park Christian School in Seattle. In his final season at the helm, he led the Eagles to the highest state tournament finish in school history. In two out of three seasons the Eagles qualified for the WIAA state tournament in Yakima, Wash., with Franklin receiving Coach of the Year honors in his final two seasons.

From 2009-11, Franklin served as the first-ever head basketball coach at Johnson & Wales University, Charlotte. He played an integral role in helping to lay the foundation for the entire athletic department at the university as it made the transition to intercollegiate athletics competition.

Franklin arrived in Miami in the spring of 2017 after making his return to coaching in 2015. Prior to his return, he worked in corporate America as a sales solutions specialist for Microsoft Corporation in Charlotte from 2011-14.

A 1997 graduate of UNCW with a degree in information systems, Franklin also received an MBA in sports marketing & management from UNC Charlotte in 2010. At UNCW, he was a four-year letter-winner and was team co-captain his last two seasons. Franklin was an All-CAA Defensive Team selection in his senior year and was named the team's most outstanding defender in his final two seasons.

He is married to Lisa Franklin. They have three children, Cameron, Kennedy and Braedon.



JEFF DYER

Associate Director of Operations | Third Season

Jeff Dyer is serving in his third season as Miami's associate director of operations in 2018-19.

This is Dyer's second stint on head coach Jim Larrañaga's staff. He returned to the Hurricanes last season after serving two seasons as a UM graduate assistant from 2014-16. In 2016-17, Dyer was the video coordinator for Bowling Green State University, where former UM assistant Michael Huger is the Falcons' head coach.

At Bowling Green, Dyer was in charge of the editing and exchange of both highlight and game files, as well as the filming of daily practices and games.

While earning his master's degree in sports administration at Miami, Dyer aided in the breakdown of film for opponents scouting against

both non-conference and ACC teams. He also assisted in developing game plans, created scouting reports, worked with the academic office to ensure that the players were on track academically in order to maintain eligibility and assisted coaches with practice drills.

He also provided assistance for NBA practices with teams such as the Oklahoma City Thunder, Cleveland Cavaliers, Houston Rockets, Milwaukee Bucks and others.

Dyer also served as the associate camp director of the Jim Larrañaga Basketball Camps in 2015. A native of Hillsborough, N.J., Dyer graduated from the University of Delaware in 2014. In his four years at Delaware, he served as a student manager for the men's basketball team in which he worked under the 2014 CAA Coach of the Year in Monte Ross. He also worked as the head manager in 2013-14 when the Blue Hens won the 2014 CAA Championship.



CORY KAPLAN

Athletic Trainer | First Season

Cory Kaplan joined the University of Miami in July 2019 as an assistant athletic trainer and works with the Hurricane men's basketball team.

Before coming to Coral Gables, Fla., Kaplan spent three years at Florida Atlantic University, where he served as the athletic trainer for the Owls' men's basketball, men's golf and women's golf teams. Kaplan was also responsible for the clinical education of all FAU athletic training students, as well as the professional development of the graduate assistants.

Kaplan holds corrective exercise specialist, blood flow restriction and functional movement screening certifications. He graduated from the University of Florida with a bachelor's degree in athletic training and aided the Gators' 2012-13 men's basketball team on its run to the NCAA Elite Eight.

In addition, Kaplan earned a master's degree in kinesiology and sport administration from Louisiana Tech in 2016. While there, he primarily worked with the Bulldogs' football, men's basketball and women's basketball programs, while assisting with other teams.

A Miami-Dade County native, Kaplan and his wife, Rachel, both hail from nearby Kendall, Fla.



PHIL BAIER

Strength & Conditioning Coach | First Season

Phil Baier joined the University of Miami as an assistant strength coach in September 2019. He serves as the strength & conditioning coach for the Hurricanes' men's basketball team.

Baier joined the Hurricanes after two years at the University of North Texas, where he worked with the school's men's basketball and women's volleyball teams.

The Mean Green reached the 20-win mark in both of Baier's seasons with basketball, notching 41 total victories and claiming the 2018 CBI championship. He also aided the volleyball program to 48 triumphs in two years, including a 29-4 campaign in 2017 that featured a C-USA regular season title.

Prior to his time in Denton, Texas, Baier spent two years at Arkansas State. There, he primarily worked with men's basketball, men's track and field, women's track and field, cheerleading and dance, while helping with football. The Red Wolves won two Sun Belt titles in football and one in men's

outdoor track and field while Baier was there.

Baier did his graduate studies at Southeast Missouri State University, pursuing a master's degree in higher education administration with an emphasis in athletic administration. While there, he worked with men's basketball, women's basketball, football and women's tennis.

In addition, Baier was a strength & conditioning intern at the University of Southern California in the spring of 2013, primarily working with women's crew, while aiding with 10 additional programs, including baseball and women's basketball.

The prior summer, Baier interned at Harvard University, helping with eight sports, including men's basketball, football and men's ice hockey.

A 2013 graduate of Springfield College, Baier received his bachelor's degree in applied exercise science with a minor in coaching. He earned four varsity letters as a wide receiver and garnered all-conference honorable mention as a senior.

Baier, a native of Braintree, Mass., holds certifications from both the Collegiate Strength and Conditioning Coaches Association and the American Red Cross.


ADDITIONAL BASKETBALL STAFF



Joe Ajike
Graduate Assistant



Justice Bartley
Graduate Assistant



Brad Shapiro
Graduate Assistant



Corey Sherman
Graduate Assistant



Reggie Bouchard
Administrative Asst.
to Coach Larrañaga



Monica Mengotti
Coordinator of Operations



Jacob Klee
Head Student Manager



Roy Casanova
Assistant Student Manager



Eric Winn
Student Manager



Max Wiviott
Student Manager



SUPPORT STAFF



Conrad Bradburn

Assistant AD
Marketing & Event Experience



Michael Cox

Associate Director
Events



Heather de la Osa

Assistant Director
Academic Services



Erika Gonzalez-Rebull

Coordinator
Sports Nutrition



Holdyn Halperin

Assistant AD
Ticket Operations



Kevin Ivany

Assistant Director
Communications



Ray Lopez

Manger
Information Technology




Kevin Ortiz

Senior Graphic Designer



Julia Rapicavoli

Staff Physical Therapist



Blair Reid

Athletics Video Producer



Alejandro Rengifo

Associate Director
Marketing



Austin Sapin

Associate Director
Digital Strategy



Alex Schwartz

Associate Director
Communications



Michael Turner

Assistant AD
Events & Operations



Ashleigh Young

Assistant Director
Communications



Joe Zagacki

WQAM Radio;
Voice of the Hurricanes



HURRICANES

Photo Roster.....	32-34
Harlond Beverly.....	35
Nysier Brooks.....	36-37
Deng Gak.....	38-39
Filippos Gkogkos.....	40
Willie Herenton.....	41-42
Chris Lykes.....	43-44
Kameron McGusty.....	45-46
Rodney Miller, Jr.....	47-48
Keith Stone.....	49-50
Dejan "DJ" Vasiljevic.....	51-52
Sam Waardenburg.....	53-54
Anthony Walker.....	55
Isaiah Wong.....	56



PHOTO ROSTER



#0
CHRIS LYKES
JR. | G | 5-7 | 157
MITCHELLVILLE, MD.
GONZAGA COLLEGE HS (D.C.)



#1
DEJAN "DJ" VASILJEVIC
SR. | G | 6-3 | 184
MELBOURNE, AUSTRALIA
AUSTRALIAN INST. OF SPORT



#2
ISAIAH WONG
FR. | G | 6-3 | 170
PISCATAWAY, N.J.
MONSIGNOR BONNER (PA.)



#3
NYSIER BROOKS
SR. | C | 6-11 | 240
PHILADELPHIA, PA.
CINCINNATI



#4
KEITH STONE
R-SR. | F | 6-8 | 244
DEERFIELD BEACH, FLA.
FLORIDA



#5
HARLOND BEVERLY
FR. | G | 6-4 | 185
DETROIT, MICH.
MONTVERDE ACADEMY (FLA.)

PHOTO ROSTER



#11
ANTHONY WALKER
FR. | F | 6-9 | 210
BALTIMORE, MD.
BREWSTER ACADEMY (N.H.)



#13
FILIPPOS GKOGKOS
FR. | G | 6-3 | 190
ATHENS, GREECE
IINT'L SCHOOL OF BUCHAREST



#14
RODNEY MILLER, JR.
R-JR. | C | 7-0 | 255
LAURELTON, N.Y.
OAK HILL ACADEMY (VA.)




#15
WILLIE HERENTON
JR. | G | 6-1 | 178
LINCOLNSHIRE, ILL.
ADLAI STEVENSON



#21
SAM WAARDENBURG
R-JR. | F | 6-10 | 216
AUCKLAND, NEW ZEALAND
RANGITOTO COLLEGE



#22
DENG GAK
R-SO. | F | 6-10 | 211
SYDNEY, AUSTRALIA
BLAIR ACADEMY (N.J.)



#23
KAMERON MCGUSTY
R-JR. | G | 6-5 | 192
KATY, TEXAS
OKLAHOMA



PHOTO ROSTER



JIM LARRAÑAGA
HEAD COACH
NINTH SEASON



CHRIS CAPUTO
ASSOCIATE HEAD COACH
NINTH SEASON



ADAM FISHER
ASSISTANT COACH
SEVENTH SEASON (fifth as AC)



BILL COURTNEY
ASSISTANT COACH
FIRST SEASON



LAMONT FRANKLIN
DIRECTOR OF OPS
THIRD SEASON



JEFF DYER
ASSOC. DIRECTOR OF OPS
THIRD SEASON



CORY KAPLAN
ATHLETIC TRAINER
FIRST SEASON



PHIL BAIER
STRENGTH & COND. COACH
FIRST SEASON



5

HARLOND BEVERLY

FRESHMAN • 6-4 • 185 • GUARD

DETROIT, MICH.

MONTVERDE ACADEMY (FLA.)

High School: Graduated from Montverde Academy (Fla.) ... Consensus four-star recruit ... Tabbed as the No. 42 recruit nationally by Rivals, including ninth among shooting guards ... Ranked No. 69 in the country by 247Sports and No. 55 by ESPN ... Averaged 14.0 points per game in his lone year at Montverde, aiding the team to a 22-3 record and a No. 4 spot in the USA TODAY Super 25 Expert Rankings ... Scored a team-high 23 points in the GEICO Nationals semifinals against national champion IMG Academy ... Led Southfield Christian (Mich.) to the Class D state championship during his junior season, tallying 23 points, seven rebounds, four assists, eight blocks and six steals in the title game ... Earned Associated Press Class D Player of the Year honors after averaging 16 points, six rebounds, six assists and three steals per game ... Helped his team to the Class D semifinals as a sophomore .. Attended University of Detroit Jesuit as a freshman and scored 51 points in a junior varsity game... Former Montverde basketball players include RJ Barrett, Jordan Caroline, Joel Embiid, Dakari Johnson, Luc Richard Mbah a Moute, D'Angelo Russell and Ben Simmons.

Personal: Full name is Harlund Terrill Beverly ... Goes by "H" ... Born May 31, 2001 ... Parents are Clayton and Rebecca Holmes ... Father works for an energy company and mother works in a senior citizen community ... Has a younger sister, Madison ... Majoring in finance ... Favorite athlete is CJ McCollum ... Best sports memory is playing in the 2019 GEICO Nationals ... Committed to Miami over Georgia, Indiana, Kansas and Michigan State.



3 NYSIER BROOKS

SENIOR • 6-11 • 240 • CENTER

PHILADELPHIA, PA.

CINCINNATI | ADVANCED PREP INTERNATIONAL (TEXAS)

HURRICANES

As a Junior at Cincinnati (2018-19): Started all 35 games, averaging 8.1 points, 6.3 rebounds and 1.5 blocks in 22.9 minutes ... Ranked among the AAC leaders in blocks (third at 1.5), offensive rebounds (fourth at 2.7) and rebounds (11th at 6.3) ... Posted three double-doubles ... Led the Bearcats in rebounds in 15 games ... Recorded at least two blocks in 17 games ... Scored 17 points on 5-of-8 shooting from the field and 7-of-8 shooting from the free throw line with eight rebounds against South Carolina State (12/22) ... Matched a career high, scoring 17 points on 6-of-8 shooting against UConn (1/12) ... Matched a career high with five blocks against Wichita State (2/17) ... Grabbed a career-high 12 rebounds against SMU (2/27) and Memphis (3/2) ... Tallied 16 points on 6-of-8 shooting with six rebounds and two blocks against Houston (3/10) ... Scored a team-high 13 points to go with a game-high nine rebounds against Wichita State (3/16) in the semifinals of the AAC Tournament ... Aided the Bearcats to a 28-7 (14-4 AAC) finish, including winning the AAC Tournament and reaching the NCAA Tournament.

As a Sophomore at Cincinnati (2017-18): Started two of 35 games played, averaging 2.6 points, 2.3 rebounds and 0.6 blocks in 9.7 minutes ... Pulled down three or more rebounds in 11 games ... Recorded at least one block in 10 conference games ... Blocked two shots each at No. 21 Xavier (12/2), at USF (1/13) and at Wichita State (3/4) ... Scored a season-high nine points on 3-of-3 shooting from the field in 13 minutes against Alabama State (11/27) ... Netted eight points on 4-of-5 shooting with two rebounds, a block and a steal in 12 minutes against Cleveland State (12/21) ... Tallied eight points with five rebounds in 11 minutes against ECU (1/20) ... Made his first collegiate start, pulling down a season-best eight rebounds with four points and two assists in 12 minutes against Western Carolina (11/13) ... Grabbed a team-high seven rebounds at Temple (1/4) ... Helped the Bearcats go 31-5 (16-2 AAC), sweep the AAC championships and make the NCAA Tournament Round of 32.

As a Freshman at Cincinnati (2016-17): Played in 33 games as a reserve, averaging 2.4 points, 1.6 rebounds and 0.7 blocks in 8.5 minutes ... Scored 10 points on 4-of-5 shooting with four rebounds and three blocks against Samford (11/23) ... Had eight points with three rebounds against Fairleigh Dickinson (12/17) ... Recorded

a season-best five blocks with four rebounds at East Carolina (1/15) ... Tallied eight points in a season-high 16 minutes against USF (1/29) ... Grabbed a season-high five rebounds at UConn (3/5) ... Earned the Legion of Excellence award for the highest GPA (3.5) on the men's basketball team ... Cincinnati finished 30-6 (16-2 AAC) and advanced to the second round of the NCAA Tournament.

High School: Graduated from Advanced Prep International (API) in Dallas ... Tabbed as a three-star prospect by 247Sports, ESPN and Rivals ... Considered the No. 207 recruit nationally by 247Sports, as well as No. 213 on its composite list ... Averaged eight points, eight rebounds and two blocks in his lone year at API, helping the team go 34-7 and win the league title ... Helped the team finish No. 24 in the USA TODAY Super 25 Expert Rankings, alongside teammate Terrance Ferguson, the No. 21 pick in the 2017 NBA Draft ... Attended Life Center Academy (N.J.) as a junior, tallying 12 points and eight rebounds per game while playing for the No. 1 pick in the 1989 NBA Draft, Pervis Ellison ... Went to Archbishop Carroll (Pa.) as a sophomore and Imhotep Charter (Pa.) as a freshman, claiming the Class AAA state title at the latter.

Personal: Full name is Nysier Ta-Jhon Brooks ... Goes by Nas ... First name is pronounced Nah-SEER... Born Dec. 5, 1996 ... Parents are John Walter Mitchell and Monique Brooks ... Guardian is James Johns ... Has 10 siblings (two older sisters, three younger sisters and five younger brothers) ... Majoring in criminology with a minor in sociology ... Career goal is to be a children's psychologist ... Enjoys giving back to the youth in his community ... Made the Dean's List in two of his three years at Cincinnati ... Favorite athlete is Russell Westbrook because of his activity on the court and determination to be the best ... Best sports memory is getting a late-game stop at Wichita State in 2018 to clinch the AAC regular season title with the Bearcats ... Chose Miami because he felt it would help him get better on and off the court, as well as allow him to build a resume and gain the tools he needs for the workplace when he is done with basketball ... Committed to Miami over Baylor, Georgia, LSU, Texas Tech, UCLA, Virginia Tech and West Virginia.

BROOKS CAREER STATISTICS*														3-Point				Free Throws				Rebounds				Scoring									
Season	GP	GS	Min.	Avg.	FG	FGA	Pct.	FG	FGA	Pct.	FT	FTA	Pct.	Off.	Def.	Tot.	Avg.	PF	FO	Ast.	TO	Blk	Stl	Pts.	Avg.										
2016-17	33	0	279	8.5	28	53	.528	0	0	.000	23	40	.575	20	33	53	1.6	55	1	2	19	22	4	79	2.4										
2017-18	35	2	340	9.7	38	77	.494	0	0	.000	16	29	.552	32	49	81	2.3	54	0	8	22	20	12	92	2.6										
2018-19	35	35	802	22.9	99	185	.535	0	0	.000	84	133	.632	94	127	221	6.3	114	6	14	31	51	13	282	8.1										
Total	103	37	1421	13.8	165	315	.524	0	0	.000	123	202	.609	146	355	501	4.9	223	7	24	72	93	29	453	4.4										
* at the University of Cincinnati																																			

* at the University of Cincinnati

2018-19	GS	Min	FG	3FG	FT	O-D-T	Avg	PF	FO	A	TO	Bk	Stl	Pts	Avg
Ohio State	*	24	3-6	0-0	1-2	4-2-6	6.0	5	0	1	2	0	7	7.0	
NC Central	*	23	2-4	0-0	1-2	0-7-7	6.5	2	0	1	0	1	0	5	6.0
Milwaukee	*	29	5-5	0-0	2-5	4-6-10	7.7	4	0	1	2	0	12	8.0	
Western Mich.	*	23	5-11	0-0	3-5	2-8-10	8.3	4	0	1	2	0	15	8.8	
vs. G. Mason	*	23	1-3	0-0	2-2	2-3-5	6.7	2	0	1	0	0	1	7	8.4
vs. Ole Miss	*	22	2-3	0-0	2-2	1-3-4	6.2	2	0	1	0	1	1	7	7.7
Ark.-Pine Bluff	*	16	2-3	0-0	2-4	1-2-3	6.9	1	0	1	0	0	6	7.4	
at UNLV	*	22	3-4	0-0	3-4	0-4-4	5.9	5	0	0	1	0	2	7	7.6
Northern KY	*	18	4-5	0-0	2-2	1-1-2	6.4	4	0	0	1	3	0	10	7.9
Xavier	*	22	2-4	0-0	3-7	3-1-4	6.3	6	0	0	0	0	4	7	7.6
at Tulsa State	*	20	2-4	0-0	3-7	2-6-9	6.3	5	0	0	0	0	4	8	7.6
UCLA	*	19	5-6	0-0	3-6	1-5-8	6.8	5	0	0	2	0	17	8.6	
S. Carolina St.	*	25	5-8	0-0	7-8	4-4-8	6.8	8	0	0	0	0	14	8.8	
Tulane	*	8	0-2	0-0	0-0	1-1-2	5.5	4	0	1	2	1	0	8	8.2
at E. Carolina	*	31	6-9	0-0	3-9	4-1-5	5.5	4	0	0	2	3	0	15	8.7
at Tulsa	*	23	1-3	0-0	0-0	3-1-4	4.4	4	0	1	0	3	0	7	8.3
UConn	*	20	6-9	0-0	6-7	2-4-6	6.4	4	0	1	1	1	1	17	8.8
USF	*	29	3-5	0-0	4-6	3-7-10	7.7	3	0	0	2	2	0	8	8.8
at Wichita St.	*	21	2-7	0-0	2-4	2-5-7	6.8	2	0	0	0	0	0	8	8.8
Tulsa	*	14	1-3	0-0	0-0	4-2-6	6.8	4	0	1	1	1	1	2	8.4
SMU	*	24	3-6	0-0	4-8	1-4-5	7.7	0	0	1	1	1	0	10	8.5
at Memphis	*	22	3-8	0-0	0-0	4-4-6	7.7	0	0	0	0	0	0	8	8.1
at Houston	*	22	3-8	0-0	1-2	7-3-10	7.0	0	0	0	0	0	0	7	8.1
Wichita St.	*	24	1-7	0-0	1-2	1-5-6	6.9	2	0	0	0	5	1	3	7.9
UCF	*	34	3-4	0-0	3-4	4-3-7	6.9	4	0	0	2	0	1	9	7.9
at UConn	*	11	1-3	0-0	2-2	2-3-5	6.5	1	0	0	0	0	1	4	7.8
at SMU	*	30	3-12	0-0	5-6	6-6-12	6.1	3	0	0	0	0	0	3	7.8
MEMPHIS	*	29	4-7	0-0	2-5	6-6-12	6.1	3	0	0	0	0	0	3	8.0
at UCF	*	13	1-3	0-0	0-0	2-1-3	5.5	1	0	0	0	0	0	2	8.0
Houston	*	23	6-8	0-0	4-4	4-2-6	6.3	4	0	1	3	2	1	16	8.0
vs. SMU	*	31	3-5	0-0	1-4	3-5-8	6.3	5	0	1	1	1	7	8.0	
vs. Wichita St.	*	23	5-7	0-0	3-8	7-2-9	6.3	5	0	1	1	0	13	8.2	
vs. Houston	*	36	0-1	0-0	2-4	1-6-7	6.4	5	0	1	0	1	0	2	8.2
vs. Iowa	*	21	5-8	0-0	1-2	2-3-5	6.3	9	0	1	0	1	0	11	8.1

BROOKS' CAREER HIGHS*

Points

Career: 17 2x, last vs. UConn, 1/13/19

ACC: —

Rebounds

Career: 12 2x, last vs. Memphis, 3/3/19

ACC: —

Assists

Career: 3 UCLA, 12/20/18

ACC: —

Steals

Career: 3 at Tulsa, 1/10/19

ACC: —

Blocked Shots

Career: 5 Wichita State, 2/17/19

ACC: —

2017-18	GS	Min	FG	3FG	FT	O-D-T	Avg	PF	FO	A	TO	Bk	Stl	Pts	Avg
Savannah St.	*	11	1-3	0-0	1-2	2-5-7	7.0	1	0	0	0	0	1	3	3.0
W. Carolina	*	12	2-5	0-0	0-0	4-4-8	7.5	2	0	0	2	2	1	4	3.5
Coppin State	*	9	1-1	0-0	0-0	0-2-2	2.2	1	0	1	1	0	0	2	3.0
vs. Buffalo	*	16	1-2	0-0	2-2	0-2-4	4.8	0	0	0	0	0	0	2	3.0
vs. Richmond	*	10	0-1	0-0	2-2	0-1-2	3.7	0	0	0	0	0	0	2	3.5
vs. Wyoming	*	10	0-1	0-0	2-2	1-1-2	3.7	0	0	0	0	0	0	2	3.5
Alabama State	*	13	3-3	0-0	3-6	1-0-1	3.3	1	0	0	0	0	0	9	3.4
at Xavier	*	6	0-1	0-0	0-0	0-0-0	0.0	0	0	0	0	0	0	0	3.0
vs. Florida	*	6	1-1	0-0	0-0	0-2-2	3.8	0	0	0	0	0	0	2	3.0
Miss. State	*	13	1-1	0-0	0-0	0-1-1	2.6	0	0	0	0	0	0	2	2.9
at UCLA	*	9	1-1	0-0	0-0	0-1-1	2.6	0	0	0	0	0	0	2	2.9
Ark.-Pine Bluff	*	16	2-3	0-0	3-4	0-1-1	3.3	0	0	0	0	0	0	7	3.6
Cleveland State	*	12	4-5	0-0	0-0	2-0-2	3.3	0	0	0	1	1	1	8	3.6
Memphis	*	17	3-6	0-0	0-0	0-3-3	3.4	2	0	0	0	2	0	6	3.5
at Temple	*	16	1-3	0-0	0-0	4-3-7	3.7	0	0	0	0	0	0	2	3.4
SMU	*	5	0-0	0-0	0-0	0-2-2	2.6	0	0	0	0	0	0	0	3.4
at USF	*	9	2-2	0-0	2-2	1-1-2	2.8	3	0	0	1	2	0	6	3.3
at UCF	*	10	1-2	0-0	0-0	0-0-0	2.4	2	0	0	0	0	0	2	3.3
East Carolina	*	11	4-7	0-0	0-0	4-1-5	2.6	3	0	1	1	0	0	8	3.5
Temple	*	6	0-1	0-0	0-0	0-2-2	2.6	1	0	1	1	0	0	0	3.4
at Memphis	*	4	0-0	0-0	0-0	0-2-2	2.5	0	0	0	0	0	0	0	3.2
Houston	*	13	3-3	0-0	0-0	0-0-0	2.3	4	0	0	0	0	0	6	3.2
at UConn	*	10	0-0	0-0	0-0	0-0-0	2.3	4	0	0	0	0	0	0	3.2
UCF	*	12	0-4	0-0	3-4	5-1-6	2.6	3	0	0	0	0	1	4	3.2
at SMU	*	19	2-7	0-0	0-2	2-3-5	2.6	3	0	1	0	1	1	4	3.2
at Houston	*	5	0-1	0-0	0-0	0-5-5	2.7	2	0	0	1	1	1	0	3.1
Wichita State	*	9	0-0	0-0	0-0	0-0-0	2.6	0	0	0	0	0	0	0	3.0
UConn	*	12	1-2	0-0	0-0	1-2-3	2.3	0	0	0	1	1	0	0	3.0
Tulsa	*	10	0-1	0-0	0-0	0-0-0	2.6	0	0	0	1	0	0	0	2.8
at Tulane	*	11	2-2	0-0	0-0	2-1-3	2.5	1	0	0	0	0	0	4	2.8
at Wichita State	*	8	0-0	0-0	0-2	1-2-3	2.5	0	0	0	1	2	1	0	2.8
vs. SMU	*	9	3-6	0-0	0-1	1-0-1	2.5	1	0	0	0	0	0	6	2.8
vs. Memphis	*	9	0-0	0-0	0-0	0-0-0	2.4	1	0	0	0	0	0	0	2.8
vs. Houston	*	9	0-0	0-0	0-0	1-1-1	2.4	0	0	0	0	0	0	0	2.7
vs. Georgia St.	*	9	0-0	0-0	0-0	0-0-0	2.3	0	0	1	0	0	0	0	2.6
vs. Nevada	DNP														

2016-17	GS	Min	FG	3FG	FT	O-D-T	Avg	PF	FO	A	TO	Bk	Stl	Pts	Avg
Brown	*	8	0-0	0-0	1-2	0-1-1	1.0	2	0	0	0	0	0	1	1.0
Albany	*	7	1-1	0-0	1-2	0-1-1	1.0	1	0	0	1	0	0	1	1.0
vs. Rhode Island	*	1	0-0	0-0	1-2	0-0-0	0.7	0	0	0	0	0	0	0	1.0
vs. Penn State	*	4	0-2	0-0	0-0	0-1-1	0.8	2	0	0	1	0	0	0	0.8
Samford	*	15	4-5	0-0	2-3	2-2-4	1.4	0	0	0	1	1	1	10	2.6
Lipscomb	*	9	2-4	0-0	1-1	0-0-0	1.2	2	0	0	0	0	0	5	3.0
at Iowa State	*	8	1-1	0-0	0-0	3-1-4	1.6	3	0	0	0	0	0	2	2.9
Bowling Green	*	13	2-3	0-0	2-4	1-0-1	1.5	3	0	0	0	0	0	6	3.3
at Butler	*	10	0-0	0-0	0-0	0-0-0	1.3	0	0	0	0	0	0	0	2.9
Texas Southern	*	10	2-3	0-0	2-2	0-2-2	1.4	2	0	0	0	0	0	6	3.0
Far. Dickinson	*	15	3-5	0-0	2-4	1-2-3	1.5	2	0	0	0	1	1	8	3.6
Marshall	*	10	1-2	0-0	0-0	0-0-0	1.4	1	0	0	0	0	0	2	3.5
at Temple	*	3	0-1	0-0	0-0	1-1-2	1.4	0	0	0	0	0	0	0	3.2
Tulane	*	15	0-0	0-0	0-0	1-1-2	1.4	0	0	0	0	0	0	0	3.4
at Houston	*	3	0-0	0-0	0-0	0-1-1	1.4	1	0	0	0	0	0	0	3.1
SMU	*	3	0-0	0-0	0-0	0-0-0	1.3	1	0	0	0	0	0	0	2.9
at E. Carolina	*	13	1-3	0-0	0-0	1-3-4	1.5	1	0	0	2	5	0	12	2.9
Temple	*	9	1-1	0-0	0-0	1-0-1	1.4	1	0	0	0	0	0	2	2.8
at Tulane	*	12	0-1	0-0	0-0	2-1-3	1.5	4	0	0	0	0	0	0	2.7
Xavier	*	2	2-3	0-0	0-0	2-1-3	1.6	4	0	0	0	2	0	4	2.8
USF	DNP														
at Tulsa	DNP														
UConn	DNP														
UCF	*	16	3-3	0-0	2-4	0-1-1	1.6	2	0	0	3	0	0	8	3.0
at SMU	*	1	0-0	0-0	0-0	0-0-0	1.5	0	0	0	0	0	0	0	2.9
at USF	*	1	0-0	0-0	1-4	0-1-1	1.5	0	0	0	0	0	0	0	2.9
Tulsa	*	12	1-2	0-0	0-0	1-1-2	1.5	2	0	0	2	0	0	3	2.8
Memphis	*	6	1-1	0-0	2-2	1-1-2	1.5	1	0	0	0	0	0	4	2.8
at UCF	*	6	1-1	0-0	0-0	0-1-1	1.5	1	0	0	0	0	0	2	2.8
HOUSTON	*	6	0-0	0-0	0-0	0-2-2	1.5	0	0	0	0	1	1	0	2.7
at UConn	*	7	0-1	0-0	0-0	0-0-0	1.5	2	0	0	1	0	0	0	2.6
vs. Tulsa	*	12	0-2	0-0	0-0	2-2-3	1.6	0	0	0	1	0	0	0	2.5
at UConn	*	13	0-0	0-0	0-0	2-3-2	1.6	0	0	0	0	0	0	0	2.5
vs. SMU	*	4	0-0	0-0	0-0	0-0-0	1.5	0	0	0	0	0	0	0	2.5
vs. Kansas State	*	11	0-0	0-0	1-2	0-1-1	1.6	2	0	0	0	0	0	1	2.4
vs. UCLA	*	10	1-1	0-0	0-0	0-1-1	1.6	0	0	0	0	0	2	2	2.4



22

DENG GAK**R-SOPHOMORE • 6-10 • 211 • FORWARD**

SYDNEY, AUSTRALIA

BLAIR ACADEMY (N.J.)

As a Redshirt Freshman (2018-19): Played in eight games, including making one start ... Suffered season-ending left knee injury on Dec. 1 against Yale ... Played at least 11 minutes off the bench in each of his eight games ... Recorded six rebounds and three blocks in 14 minutes of action in his Miami debut against Lehigh (11/9) ... Scored first college points in win over Stephen F. Austin (11/13) ... Made first college start against Yale (12/1), scored five points in season-high 19 minutes.

As a Freshman (2017-18): Redshirted and did not compete

High School: 2017 Jordan Brand Classic Regional Team ... Ranked No. 91 nationally by ESPN, including No. 16 among power forwards and first in New Jersey ... Joined current Hurricane Dejan Vasiljevic on the Australian U19 team, averaging 4.0 points, 4.1 rebounds and 0.7 blocks for the Emus at the 2015 FIBA World Championship ... Played high school basketball at Australia's Centre of Excellence before attending Blair Academy in New Jersey ... Other Blair grads include NBA players Luol Deng, Charlie Villanueva and Royal Ivey ... Played on the AAU circuit for the PSA Cardinals ... Pangos All-American Camp Top 30 Cream of the Crop Game ... A long shot blocker

who protects the rim with his 7-foot-5-inch wingspan ... A versatile big man who can run the floor and hit the mid-range jump shot ... Chose Miami over Connecticut, Florida and Kansas.

Personal: Born in Cairo, then moved to the South Sudan (of Dinka descent) before ultimately landing in Sydney ... Older brother, Gorjok, plays basketball at Florida ... Moved to New Jersey in the fall of 2015 to begin his career at Blair Academy ... Majoring in sociology with a minor in sport administration.

GAK CAREER STATISTICS

GAK CAREER STATISTICS											3-Point			Free Throws			Rebounds														Scoring	
Season	GP	GS	Min.	Avg.	FG	FGA	Pct.	FG	FGA	Pct.	FT	FTA	Pct.	Off.	Def.	Tot.	Avg.	PF	FO	Ast.	TO	Blk	Stl			Pts.	Avg.					
2017-18 DNP																																
2018-19	8	1	117	14.6	8	24	.333	0	1	.000	4	10	.400	16	17	33	4.1	15	0	5	3	9	1	20	2.5							
Total	8	1	117	14.6	8	24	.333	0	1	.000	4	10	.400	16	17	33	4.1	15	0	5	3	9	1	20	2.5							

2018-19	GS	Min	FG	3FG	FT	O-D-T	Avg	PF	FO	A	TO	Blk	Stl	Pts	Avg
Lehigh	14	0-3	0-1	0-2	1-5-6	6.0	3	0	1	0	3	0	0	0	0.0
SFA	17	1-6	0-0	0-2	3-1-4	5.0	2	0	1	0	1	1	1	2	1.0
Bethune-Cook	11	1-2	0-0	0-0	2-1-3	4.3	0	0	0	1	2	0	0	2	1.3
vs. La Salle	15	2-4	0-0	0-0	3-4-7	5.0	3	0	1	0	0	0	0	4	2.0
vs. Fresno St	12	1-1	0-0	0-0	1-0-1	4.2	1	0	1	0	0	0	0	2	2.0
vs. Seton Hall	15	2-3	0-0	0-0	2-1-3	4.0	3	0	0	1	1	0	0	4	2.3
Rutgers	14	0-3	0-0	1-2	2-4-6	4.3	2	0	1	0	0	0	0	1	2.1
vs. Yale	*	19	1-2	0-0	3-4	2-1-3	4.1	1	0	0	1	2	0	5	2.5
at Penn	DNP														
Houston Bapt	DNP														
Fla Atlantic	DNP														
Campbell	DNP														
NC State	DNP														
at Louisville	DNP														
at Florida St	DNP														
Wake Forest	DNP														
N Carolina	DNP														
at Syracuse	DNP														
Florida State	DNP														
Virginia Tech	DNP														
at Virginia	DNP														
Notre Dame	DNP														
at N Carolina	DNP														
Clemson	DNP														
at BC	DNP														
Ga Tech	DNP														
at Wake	DNP														
at Duke	DNP														
Pittsburgh	DNP														
at Va Tech	DNP														
vs. Wake	DNP														
vs. Va Tech	DNP														

GAK'S CAREER HIGHS

Points

Career: 5 vs. Yale, 12/1/18

ACC: -

Rebounds

Career: 7 vs. La Salle, 11/25/18

ACC: -

Assists

Career: 1 5x, last vs. Rutgers, 11/28/18

ACC: -

Steals

Career: 1 Stephen F. Austin, 11/13/18

ACC: -

Blocked Shots

Career: 3 Lehigh, 11/9/18

ACC: -

Field Goals

Career: 2 2x, last vs. Seton Hall, 11/25/18

ACC: -

Field-Goal Attempts

Career: 6 Stephen F. Austin, 11/13/18

ACC: -

Free Throws

Career: 3 vs. Yale, 12/1/18

ACC: -

Free-Throw Attempts

Career: 4 vs. Yale, 12/1/18

ACC: -

3-Point Field Goals

Career: -

ACC: -

3-Point Field-Goal Attempts

Career: 1 Lehigh, 11/9/18

ACC: -

Minutes

Career: 19 vs. Yale, 12/1/18

ACC: -



13

FILIPPOS GKOGKOS

FRESHMAN • 6-3 • 190 • GUARD

ATHENS, GREECE

INTERNATIONAL SCHOOL OF BUCHAREST (ROMANIA)

High School: Graduated from the International School of Bucharest in Romania ... Played for Ka Sam Basketball Club ... Aided his team to a third-place finish in the Romanian Basketball Federation tournament in 2019 ... Ranked as a top-five player in the league after averaging 23 points, 12 rebounds and four assists per game ... Helped his team finish second in 2018 after tallying 20 points, 11 boards and five assists per contest ... Finished in fourth place in Romania in 2017 and took second in 2016 ... Competed in national and international fencing tournaments, including winning the Romanian U16 title in 2017 and U17 crown in 2018, as well as the Greek U20 championship in 2018 ... High school prefect and high honors receipt for his academic success.

Personal: Full name is Filippos Gkogkos ... Name is pronounced Fill-EEP-Ose GO-Gose ... Goes by Filip ... Born June 16, 2001 ... Parents are Anargyros Gkogkos and Theano Milla ... Father is a business executive and mother owns a company ... Has an older brother, Alexandros ... Intends to major in finance ... Favorite athlete is LeBron James because of his athletic ability, accomplishments, community involvement and personality ... Best sports memory is winning the Romanian national title in 2015, the year before starting high school ... Chose Miami because of its great business school, receiving an academic scholarship and the opportunities the University provides ... Also considered attending Drexel, Hofstra, North Carolina and San Diego.



15

WILLIE HERENTON

JUNIOR • 6-1 • 178 • GUARD
LINCOLNSHIRE, ILL.
ADLAI STEVENSON

As a Sophomore (2018-19): Joined team as walk-on, but was awarded scholarship for remainder of season on Jan. 18 ... Played in 16 games, including 11 in conference action ... Hit 3-pointers in ACC play at Syracuse (1/24), Boston College (2/17) and Duke (3/2) ... Saw his first playing time in final minute of season opener against Lehigh (11/9) ... Scored first five Miami points against La Salle (11/22) ... Played two minutes, including final minute of first half, at Louisville (1/6) ... Played season-high four minutes at Boston College (2/17).

High School: Graduated from Adlai Stevenson High School ... Named First Team All-Area and First Team All-Conference by the *Daily Herald* in 2017 ... Finished as one of the top 10 scorers in Stevenson history despite only playing one year as a full-time starter (2016-17) ... Averaged 17.2 ppg during his senior season, including 19.8 ppg during conference play ... Also averaged 1.8 spg ... Shot 51.0 percent from the field and 80.0 percent at the charity stripe during his senior campaign ... Went to Whitney Young Magnet High School in Chicago his first two years of high school ... Once named Prep Hoops Player of the Week for Illinois ... Played in every AAU Basketball National since the second grade ... Was home schooled up until high school.

Personal: Parents are Rodney and Andrea Herenton, both of whom attended Harvard University ... Has two brothers, Rodney and Samuel ... Rodney is a senior on the Stanford basketball team ... Enjoys international travel and entrepreneurialism ... Chose the University of Miami because it is his dream school ... Majoring in economics with a minor in marketing ... Named after his grandfather, Dr. Willie Herenton, who was a five-time Golden Glove Boxing Champion and whose jersey is retired at Lemoyne-Owen College ... His grandfather is the longest tenured mayor in Tennessee history and the first African-American mayor in the state of Tennessee.

HERENTON CAREER STATISTICS													3-Point			Free Throws			Rebounds													Scoring	
Season	GP	GS	Min.	Avg.	FG	FGA	Pct.	FG	FGA	Pct.	FT	FTA	Pct.	Off.	Def.	Tot.	Avg.	PF	FO	Ast.	TO	Blk	Stl	Pts.	Avg.								
2018-19	16	0	30	1.9	4	11	.364	4	8	.500	2	2	1.000	1	1	2	0.1	2	0	0	0	0	0	14	0.9								
Total	16	0	30	1.9	4	11	.364	4	8	.500	2	2	1.000	1	1	2	0.1	2	0	0	0	0	0	14	0.9								



2018-19	GS	Min	FG	3FG	FT	O-D-T	Avg	PF	FO	A	TO	Blk	Stl	Pts	Avg
Lehigh	0	0-0	0-0	0-0	0-0	0-0-0	0.0	0	0	0	0	0	0	0	0.0
SFA	2	0-0	0-0	0-0	0-0	0-0-0	0.0	0	0	0	0	0	0	0	0.0
Bethune-Cook DNP															
vs. La Salle	2	1-1	1-1	2-2	0-0-0	0.0	0	0	0	0	0	0	0	5	1.7
vs. Fresno St	DNP														
vs. Seton Hall	DNP														
Rutgers	DNP														
vs. Yale	DNP														
at Penn	DNP														
Houston Bapt	DNP														
Fla Atlantic	1	0-0	0-0	0-0	0-0-0	0.0	0	0	0	0	0	0	0	0	1.3
Campbell	DNP														
NC State	DNP														
at Louisville	2	0-0	0-0	0-0	0-0-0	0.0	0	0	0	0	0	0	0	0	1.0
at Florida St	3	0-0	0-0	0-0	0-0-0	0.0	0	0	0	0	0	0	0	0	0.8
Wake Forest	DNP														
N Carolina	DNP														
at Syracuse	2	1-1	1-1	0-0	0-0-0	0.0	0	0	0	0	0	0	0	3	1.1
Florida State	2	0-1	0-1	0-0	0-0-0	0.0	0	0	0	0	0	0	0	0	1.0
Virginia Tech	DNP														
at Virginia	DNP														
Notre Dame	DNP														
at N Carolina	1	0-0	0-0	0-0	0-0-0	0.0	0	0	0	0	0	0	0	0	0.9
Clemson	DNP														
at BC	4	1-2	1-1	0-0	0-0-0	0.0	1	0	0	0	0	0	0	3	1.1
Ga Tech	2	0-1	0-1	0-0	0-1-1	0.1	1	0	0	0	0	0	0	0	1.0
at Wake	0+	0-0	0-0	0-0	0-0-0	0.1	0	0	0	0	0	0	0	0	0.9
at Duke	3	1-1	1-1	0-0	0-0-0	0.1	0	0	0	0	0	0	0	3	1.1
Pittsburgh	0+	0-0	0-0	0-0	0-0-0	0.1	0	0	0	0	0	0	0	0	1.0
at Va Tech	3	0-1	0-1	0-0	0-0-0	0.1	0	0	0	0	0	0	0	0	0.9
vs. Wake	DNP														
vs. Va Tech	3	0-3	0-1	0-0	1-0-1	0.1	0	0	0	0	0	0	0	0	0.9

HERENTON'S CAREER HIGHS

Points

Career: 5 vs. La Salle, 11/22/18
 ACC: 3 3x, last at Duke, 3/2/19

Rebounds

Career: 1 2x, last vs. Virginia Tech, 3/13/19+
 ACC: 1 Georgia Tech, 2/23/19

Assists

Career: –
 ACC: –

Steals

Career: –
 ACC: –

Blocked Shots

Career: –
 ACC: –

Field Goals

Career: 1 4x, last at Duke, 3/2/19
 ACC: 1 3x, last at Duke, 3/2/19

Field-Goal Attempts

Career: 3 vs. Virginia Tech, 3/13/19+
 ACC: 2 at Boston College, 2/17/19

Free Throws

Career: 2 vs. La Salle, 11/22/18
 ACC: –

Free-Throw Attempts

Career: 2 vs. La Salle, 11/22/18
 ACC: –

3-Point Field Goals

Career: 1 4x, last at Duke, 3/2/19
 ACC: 1 3x, last at Duke, 3/2/19

3-Point Field-Goal Attempts

Career: 1 8x, last vs. Virginia Tech, 3/13/19+
 ACC: 1 6x, last at Virginia Tech, 3/8/19

Minutes

Career: 4 at Boston College, 2/17/19
 ACC: 4 at Boston College, 2/17/19

+ ACC Tournament



0

CHRIS LYKES

JUNIOR • 5-7 • 157 • GUARD
MITCHELLVILLE, MD.
GONZAGA COLLEGE HS (D.C.)

As a Sophomore (2018-19): All-ACC Academic Team
Played and started in all 32 games ... Ranked ninth in ACC in overall scoring (16.2) and eighth in league play (15.9) ... was fifth in conference in free-throw shooting in ACC play at 80.8 percent (63-78) ... Racked up 10 games of 20 or more points, including six in conference action ... Scored in double figures in all but five games and 16 or more points in 20 games ... Upped his scoring average by 6.6 ppg (9.6 to 16.2), which was third highest among ACC players ... Played at least 30 minutes in 26 of 32 games ... Ranked No. 14 in ACC in minutes per game (33.8) and No. 16 in league-only action (34.8) ... Ranked fifth in ACC in free-throw shooting in conference games (63-78, 80.8 percent) ... First Miami player to record three straight 20-point efforts since Shane Larkin put up 20 or more points in consecutive games in 2013 ... Scored 20 or more points in each of the first three games this season, becoming first UM player since Joe Wylie in 1989 to do so ... Scored 22 points and also played then-career-best 39 minutes in season opener against Lehigh (11/9) ... Averaged 17.7 ppg in three games at Wooden Legacy ... Scored career-high 28 points on 10-of-15 shooting in ACC opener against NC State (1/3) ... Scored 25 points against Wake Forest (1/12), including 14-of-14 from free-throw line which is second-best FT performance in program history (Jack McClinton, 16-16 vs. NC State, March 7, 2009) ... Recorded 27 points in career-high 41 minutes at North Carolina (2/9), including 19 points in second half and overtime ... Scored 21 points in win over Clemson (2/13) ... Scored 26 points and hit career-high six 3-pointers at Wake Forest (2/26) ... Had streak of 21 straight made free throws snapped against Florida State (1/27) ... Scored 16 points and dished out career-high nine assists at Virginia Tech (3/8) ... Totaled 19 points and hit 3-pointers against Virginia Tech in ACC Tournament (3/13).

As a Freshman (2017-18): All-ACC Academic Team ... ACC Rookie of the Week (1/8)
Played in all 32 games, with 10 starts ... Averaged 9.6 points and 2.3 assists per game ... Shot 72 percent (59-82) from free-throw line ... Averaged 11.9 points per game in ACC play (second on team) ... Scored in double figures in 12 ACC games, including eight of last 10 in regular season ... Averaged team-high 12.8 points per game in the 12 games after Bruce Brown Jr.'s injury ... Averaged 12.1 ppg in his 10 starts ... Hit at least one 3-pointer in 26 of 32 games, including two or more in 17 contests ... Hit a 3-pointer and played 18 minutes in college debut against Gardner-Webb (11/10) ... Scored 13 points and dished out four assists in win over Florida A&M (11/16) ... Scored 10 points and added three steals in win at No. 12 Minnesota (11/29) ... Recorded 10 points (2-3 3FG) in ACC opener at Pitt (12/30) ... Scored

eight points and handed out five assists at Georgia Tech (1/3) ... Recorded 18 points on 6-of-10 shooting in 25 minutes in win over Florida State (1/7) ... Named ACC Rookie of Week on Jan. 8 after GT/FSU performances ... Scored 13 points (3-5 3FG) at Clemson (1/13) ... Made first college start at NC State (1/21) ... Started and played season-high 33 minutes against Pitt, scoring 13 points and dishing out five assists (1/31) ... Scored 16 points at Boston College (2/10) ... Scored career-high 19 points (17 in second half) against Virginia (2/13) ... Scored 15 points, including 11 in the game's final four minutes, in comeback win over Boston College (2/24) ... Recorded team-high 18 points, including four 3-pointers, in victory at UNC (2/27) ... Scored 15 points and dished out season-high seven assists against Virginia Tech (3/3); hit go-ahead free throw with three seconds remaining.

High School: 2017 Jordan Brand Classic Regional Team ... Ranked No. 45 in the ESPN Top 100, No. 12 at his position and first in Maryland ... 2017 All-Met Player of the Year ... 2017 DC State Athletic Association MVP ... 2016 Washington, D.C. Gatorade Player of the Year ... 2017 American Family Insurance third team ALL-USA Boys Basketball Team ... 2017 Max Preps All-American, fifth team ... Two-time Washington Catholic Athletic Conference (WCAC) Player of the Year ... As a senior, set school's career scoring record with 2,266 points ... Won 2017 Triple Crown of WCAC Championship, DC State Athletic Association (DCSAA) Championship and Alhambra Catholic Invitational Tournament ... Also won Gonzaga D.C. Classic and took third at Les Schwab Invitational (Ore.) ... Eagles finished No. 1 in D.C. area, according to *The Washington Post* final rankings ... Averaged 17.6 points, 4.2 assists and 2.9 rebounds while leading Gonzaga to a 32-5 overall and 15-3 region record ... As a junior, averaged 22.0 points, 4.3 assists, 3.7 rebounds and 2.7 steals. Knocked down 47.3 percent of shots from three and hit 74.9 percent at the line ... Led Eagles (24-10) to the semifinals in both the WCAC and DCSAA ... As a sophomore won the WCAC Championship ... Skilled ball-handler with a dynamic combination of quickness and shooting ability who can finish in traffic with contact or hit long-range threes ... Played AAU ball for Team Takeover on the EYBL circuit ... Chose Miami over offers from Villanova, Georgetown, Notre Dame and Stanford.

Personal: Born July 22, 1998, in Mitchellville, Md. ... Parents are Marvin and Vanessa Lykes ... Sport administration major with a marketing minor ... Has donated his time as a youth basketball instructor, as well as volunteering both at his church and the National Foundation for Cancer Research as a peer tutor.

LYKES CAREER STATISTICS										3-Point			Free Throws			Rebounds														Scoring	
Season	GP	GS	Min.	Avg.	FG	FGA	Pct.	FG	FGA	Pct.	FT	FTA	Pct.	Off.	Def.	Tot.	Avg.	PF	FO	Ast.	TO	Blk	Stl	Pts.	Avg.						
2017-18	32	10	690	21.6	100	249	.402	48	139	.345	59	82	.720	3	36	39	1.2	70	0	75	58	1	25	307	9.6						
2018-19	32	32	1082	33.8	171	421	.406	61	192	.318	114	146	.781	14	72	86	2.7	72	0	103	93	1	43	517	16.2						
TOTAL	64	42	1772	27.7	271	670	.404	109	331	.329	173	228	.759	17	108	125	2.0	142	0	178	151	2	68	824	12.9						



2018-19	GS	Min	FG	3FG	FT	O-D-T	Avg	PF	FO	A	TO	Bk	Stl	Pts	Avg
Lehigh	*	39	5-17	4-8	8-11	1-4.5	5.0	3	0	4	2	0	2	22	22.0
SFA	*	28	7-12	2-5	4-5	0-2.2	3.5	1	0	6	1	0	3	20	21.0
Bethune-Cook	*	36	7-16	3-8	4-5	0-2.2	3.0	3	0	6	2	0	2	21	21.0
vs. La Salle	*	29	5-7	1-1	7-8	0-1-1	2.5	2	0	0	3	0	2	18	20.3
vs. Fresno St	*	35	6-16	2-8	3-4	0-5-5	3.0	3	0	2	4	0	3	17	19.6
vs. Seton Hall	*	37	7-13	2-5	2-2	0-4-4	3.2	4	0	2	5	0	2	18	19.3
Rutgers	*	32	3-11	2-6	0-0	0-2-2	3.0	2	0	4	5	0	1	8	17.7
vs. Yale	*	34	5-13	1-5	1-2	0-0-0	2.6	3	0	3	5	0	1	12	17.0
at Penn	*	31	5-15	0-4	6-8	0-4-4	2.8	4	0	5	4	0	0	16	16.9
Houston Bapt	*	31	5-9	1-2	3-5	1-4-5	3.0	1	0	4	4	0	0	14	16.6
Fla Atlantic	*	29	5-12	0-4	2-2	0-1-1	2.8	4	0	7	2	0	3	12	16.2
Campbell	*	35	7-12	4-8	3-8	0-2-2	2.8	2	0	2	6	0	2	21	16.6
NC State	*	35	10-15	3-4	5-6	0-0-0	2.5	3	0	2	2	0	1	28	17.5
at Louisville	*	33	6-12	2-5	4-5	1-3-4	2.6	1	0	4	2	0	0	18	17.5
at Florida St	*	35	5-12	1-3	6-6	0-3-3	2.7	3	0	2	2	0	1	17	17.5
Wake Forest	*	35	5-11	1-4	14-14	0-2-2	2.6	1	0	4	2	0	0	25	17.9
N Carolina	*	36	8-16	4-8	0-0	1-2-3	2.6	2	0	6	3	0	2	20	18.1
at Syracuse	*	32	4-15	0-8	0-0	1-2-3	2.7	1	0	2	3	1	2	8	17.5
Florida State	*	28	0-12	0-7	1-2	2-0-2	2.6	1	0	2	3	0	1	1	16.6
Virginia Tech	*	37	6-10	3-7	4-6	0-0-0	2.5	2	0	4	5	0	2	19	16.8
at Virginia	*	35	5-13	2-7	4-7	1-3-4	2.6	3	0	1	0	0	1	16	16.7
Notre Dame	*	31	5-10	0-4	1-1	1-2-3	2.6	2	0	1	2	0	2	11	16.5
at N Carolina	*	41	10-23	5-11	2-2	0-2-2	2.6	1	0	4	6	0	1	27	16.9
Clemson	*	37	8-17	3-5	2-3	0-4-4	2.6	2	0	2	2	0	0	21	17.1
at BC	*	38	3-15	0-8	4-4	0-2-2	2.6	3	0	4	2	0	1	10	16.8
Georgia Tech	*	34	3-10	1-5	4-5	1-1-2	2.6	2	0	0	0	0	2	11	16.6
at Wake	*	35	7-12	6-10	6-8	1-3-4	2.6	2	0	1	1	0	0	26	16.9
at Duke	*	37	1-15	0-7	2-4	0-3-3	2.6	1	0	2	4	0	2	4	16.5
Pittsburgh	*	29	3-8	2-4	0-1	0-2-2	2.6	4	0	3	2	0	0	8	16.2
at Va Tech	*	38	5-15	2-10	4-4	0-3-3	2.6	2	0	9	2	0	3	16	16.2
vs. Wake	*	28	3-10	1-3	6-6	2-3-5	2.7	4	0	4	5	0	0	13	16.1
vs. Va Tech	*	32	7-17	3-8	2-2	1-1-2	2.7	0	0	1	2	0	1	19	16.2

LYKES' CAREER HIGHS

Points

Career: 28 NC State, 1/3/19

ACC: 28 NC State, 1/3/19

Rebounds

Career: 6 vs. Loyola Chicago, 3/15/18!

ACC: 4 4x, last at Wake, 2/26/19

Assists

Career: 9 at Virginia Tech, 3/8/19

ACC: 9 at Virginia Tech, 3/8/19

Steals

Career: 3 5x, last at Virginia Tech, 3/8/19

ACC: 3 at Virginia Tech, 3/8/19

Blocked Shots

Career: 1 2x, last at Syracuse, 1/24/19

ACC: 1 2x, last at Syracuse, 1/24/19

Field Goals

Career: 10 2x, last at North Carolina, 2/9/19

ACC: 10 2x, last at North Carolina, 2/9/19

Field-Goal Attempts

Career: 23 at North Carolina, 2/9/19

ACC: 23 at North Carolina, 2/9/19

Free Throws

Career: 14 Wake Forest, 1/12/19

ACC: 14 Wake Forest, 1/12/19

Free-Throw Attempts

Career: 14 Wake Forest, 1/12/19

ACC: 14 Wake Forest, 1/12/19

3-Point Field Goals

Career: 6 at Wake Forest, 2/26/19

ACC: 6 at Wake Forest, 2/26/19

3-Point Field-Goal Attempts

Career: 11 at North Carolina, 2/9/19

ACC: 11 at North Carolina, 2/9/19

Minutes

Career: 41 at North Carolina, 2/9/19

ACC: 41 at North Carolina, 2/9/19

! NCAA Tournament

2017-18	GS	Min	FG	3FG	FT	O-D-T	Avg	PF	FO	A	TO	Bk	Stl	Pts	Avg	
Gard-Webb	18	1-6	1-5	0-0	0-1-1	1.0	3	0	1	4	0	1	3	3.0		
Navy	17	3-5	2-2	0-0	0-1-1	1.0	2	0	2	0	0	2	8	5.5		
Florida A&M	21	4-7	3-6	2-3	0-1-1	1.0	2	0	4	1	0	1	13	8.0		
vs. La Salle	6	0-2	0-0	0-0	0-1-1	1.0	2	0	0	1	0	0	0	6.0		
North Florida	19	4-9	2-5	0-1	0-0-0	0.8	2	0	4	1	0	1	10	6.8		
at Minnesota	19	4-8	2-6	0-0	0-1-1	0.8	3	0	0	1	0	3	10	7.3		
vs. Princeton	13	2-6	1-3	0-0	0-1-1	0.9	2	0	2	1	0	1	5	7.0		
Boston Univ.	20	3-5	2-3	0-0	0-0-0	0.8	1	0	0	2	0	0	8	7.1		
at GW	12	1-5	1-3	0-0	0-0-0	0.7	2	0	1	1	0	0	3	6.7		
at Hawai'i	19	3-7	1-3	0-0	1-4-5	1.1	1	0	0	1	0	1	7	6.7		
vs. NM State	11	0-5	0-4	1-2	0-1-1	1.1	2	0	0	2	0	0	1	6.2		
vs. Middle Tenn.	17	3-5	2-3	0-0	0-0-0	1.0	2	0	2	1	0	1	8	6.3		
at Pittsburgh	17	3-5	2-3	2-2	0-1-1	1.0	2	0	0	3	0	0	10	6.6		
at Ga Tech	20	2-10	2-8	2-2	0-0-0	0.9	2	0	5	3	0	0	8	6.7		
Florida State	25	6-10	2-4	4-8	1-0-1	0.9	3	0	2	1	0	1	18	7.5		
at Clemson	26	5-8	3-5	0-0	0-1-1	0.9	1	0	1	3	0	1	13	7.8		
Duke	27	5-13	1-6	2-2	0-1-1	0.9	1	0	2	1	0	0	13	8.1		
at NC State	*	22	3-7	0-2	0-0	0-2-2	1.0	1	0	5	2	1	1	6	8.0	
Louisville	20	2-6	2-6	3-5	0-0-0	0.9	1	0	4	0	0	1	9	8.1		
at Florida St.	13	0-4	0-3	0-0	0-0-0	0.9	3	0	5	1	0	0	0	7.7		
Pittsburgh	*	33	3-10	2-6	5-8	0-3-3	1.0	2	0	5	2	0	0	13	7.9	
at Va Tech	*	21	2-4	1-3	1-2	0-2-2	1.0	2	0	0	4	0	0	6	7.8	
Wake Forest	*	31	3-8	1-3	6-7	0-2-2	1.1	2	0	5	2	0	1	13	8.0	
at Boston Coll	*	30	5-11	2-6	4-5	0-3-3	1.2	3	0	2	4	0	1	16	8.4	
Virginia	*	27	6-12	3-7	4-5	0-1-1	1.2	4	0	1	2	0	0	19	8.8	
Syracuse	*	34	4-16	2-10	4-6	0-0-0	1.1	1	0	4	1	0	0	14	9.0	
at Notre Dame	18	4-5	0-1	1-2	0-1-1	1.1	1	0	1	0	0	1	9	9.0		
Boston Coll.	20	4-9	0-3	7-7	0-0-0	1.1	4	0	3	2	0	1	15	9.2		
at UNC	*	29	6-12	4-8	2-2	0-1-1	1.1	3	0	4	5	0	1	18	9.5	
Virginia Tech	28	3-7	3-6	6-9	0-1-1	1.1	3	0	7	4	0	2	15	9.7		
vs. UNC	*	27	3-11	0-4	0-0	0-1-1	1.1	4	0	1	1	0	1	6	9.6	
vs. Loyola Chi.	*	30	3-11	1-2	3-4	1-5-6	1.2	3	0	2	1	0	2	10	9.6	



23

KAMERON MCGUSTY

R-JUNIOR • 6-5 • 192 • GUARD
KATY, TEXAS
OKLAHOMA | SUNRISE CHRISTIAN ACADEMY (KAN.)

As a Junior (2018-19): Transferred from the University of Oklahoma ... Sat out season in accordance with NCAA transfer rules.

As a Sophomore at the University of Oklahoma (2017-18): Preseason All-Big 12 Team Honorable Mention

Played in 32 games, making eight starts ... Averaged 8.0 points per game in 18.5 minutes per game ... Shot 42.3 percent from field, 33.3 percent from 3-point range and 75.0 percent from free-throw line ... Averaged 8.1 points and shot 40.0 percent (20-50) from 3-point range in Big 12 play ... Had nine games of double-digit scoring, including two games with 20-plus points ... Shot 4-of-6 from the field to score nine points against Omaha (11/12) ... Sunk a pair of 3-pointers and scored eight points against USC (12/8) ... Led Oklahoma reserves with a then-season-high 13 points at Wichita State (12/16), making 3-of-6 attempts from behind the arc ... Produced a career-high-tying 22 points against TCU (12/30) ... Came off bench to shoot 3-of-3 from deep and score 13 points at Texas Tech (2/13) ... Tied his career high with 22 points at Kansas (2/19) ... Scored 18 points with 4-of-7 3-point shooting against Iowa State (3/2) Started and scored nine points in the NCAA Tournament Round of 64 against Rhode Island (3/15).

As a Freshman at the University of Oklahoma (2016-17): All Big-12 Team Honorable Mention ... Big 12 All-Newcomer Team ... Big 12 Newcomer of the Week (3/5)

Played in all 31 games with 17 starts ... Averaged 10.9 points and 2.2 rebounds in 24.9 minutes ... Shot 43.0 percent from the field, 35.2 percent from 3-point range and 77.8 percent from the line ... During conference play, led the Sooners with 14.4 points (No. 12 in Big 12), 2.3 rebounds and 1.0 steal in 30.7 minutes per game ... Shot 30-of-79 (38.0 percent) from 3-point range in Big 12 games (No. 11 in Big 12) ... First Oklahoma freshman to earn All-Big 12 honors and All-Newcomer status since Tommy Mason-Griffin in 2009-10 ... Finished third in conference scoring among freshmen ... Had a double-figure scoring streak of 15 consecutive outings (Jan. 3-Feb. 21), the longest streak by a Sooner freshman since Jeff Webster (22) in 1990-91 and

longest by any Big 12 freshman on the season ... Shot 4-of-4 from the field to score 11 points in first true road game at Wisconsin (12/3) ... Logged 20 points, shooting 5-of-9 from the field and 2-of-3 from 3-point range while making 8-of-9 foul shots, against Kansas State (1/7) ... Made his starting debut versus Kansas (1/10), scoring a team-best 13 points ... Notched 17 points at seventh-ranked West Virginia (1/18) ... Tallied 21 points at Texas (1/23) ... Posted 19 points against Iowa State (1/21) ... Recorded a career-high 22 points against Oklahoma State (1/30) ... Scored 14 points against Kansas (2/27) ... Tied a career best with 22 points versus TCU (3/4).

High School: Graduated from Sunrise Christian Academy (Kan.) ... Consensus four-star, top-55 recruit ... Ranked as the No. 46 prospect, including the No. 10 shooting guard, by ESPN ... Tabbed as the No. 47 overall player, including seventh among shooting guards, by 247Sports, which placed him No. 41 on its composite list ... Listed as the nation's No. 51 recruit by Rivals ... Attended Seven Lakes High School (Texas) the first three years of his high school tenure ... Averaging 22 points, five rebounds and three rebounds as a junior, winning district offensive player of the year honors and helping team reach the third round of the state playoffs ... Became the first player in his district to win MVP as a sophomore after leading Seven Lakes to a perfect 14-0 mark in district play ... NBA standout Buddy Hield and former Miami basketball player Raphael Akpejori also attended Sunrise Christian Academy.

Personal: Full name is Kameron Alexander McGusty ... Goes by Kam ... Born Sept. 9, 1997 ... Parents are Kerol McGusty and Julie Winn ... Father played basketball at Stephen F. Austin ... Mother is a talent acquisition manager ... Has a younger half-sister, Kylie, a younger stepsiser, Jayden, and a younger stepbrother, Jackson ... Majoring in sport administration with a minor in sociology ... Favorite athlete is LeBron James because of his influence ... Chose Miami because of the opportunity to play and accomplish his goals ... Committed to Miami over Houston and Virginia Tech.

MCGUSTY CAREER STATISTICS

MCGUSTY CAREER STATISTICS								3-Point		Free Throws		Rebounds		Scoring											
Season	GP	GS	Min.	Avg.	FG	FGA	Pct.	FG	FGA	Pct.	FT	FTA	Off.	Def.	Tot.	Avg.	PF	FO	Ast.	TO	Blk	Stl	Pts.	Avg.	
2016-17*	31	17	771	24.9	125	291	.430	38	108	.352	49	63	.778	12	55	67	2.2	41	0	27	48	8	24	337	10.9
2017-18*	32	8	592	18.5	90	213	.423	34	102	.333	42	56	.750	12	50	62	1.9	34	0	11	26	1	11	256	8.0
2018-19	DNP																								
TOTAL	63	25	1363	21.6	215	504	.427	72	210	.343	91	119	.764	24	105	129	2.0	75	0	38	74	9	35	593	9.4
*at the University of Oklahoma																									



2017-18	GS	Min	FG	3FG	FT	O-D-T	Avg	PF	FO	A	TO	Bk	Stl	Pts	Avg
OMAHA	18	4-6	1-2	0-0	0-3-3	3.0	0	0	0	3	0	0	0	9	9.0
BALL STATE	19	3-8	2-6	0-0	0-3-3	3.0	0	0	1	1	0	0	0	8	8.5
vs. Arkansas	18	3-11	0-4	1-1	0-2-2	2.7	0	0	1	1	0	0	0	7	8.0
vs. Portland	* 24	3-8	1-5	0-0	1-1-2	2.5	1	0	2	0	1	0	0	7	7.8
vs. Oregon	13	2-5	0-1	1-1	0-0-0	2.0	1	0	0	2	0	1	5	7.2	
North Texas	13	2-3	1-1	1-2	0-2-2	2.0	0	0	1	0	0	0	0	6	7.0
UTSA	15	1-6	0-3	1-1	1-3-4	2.3	1	0	0	0	0	0	0	3	6.4
vs. USC	13	3-6	2-3	0-0	0-1-1	2.1	1	0	1	0	0	1	8	6.6	
at Wichita St	16	5-9	3-6	0-0	0-1-1	2.0	0	0	0	0	0	1	13	7.3	
N'Western St	24	6-12	1-5	2-2	1-5-6	2.4	2	0	0	1	0	1	15	8.1	
N'Western	16	3-7	1-4	4-4	1-1-2	2.4	0	0	0	2	0	0	11	8.4	
at TCU	24	8-15	3-4	3-5	0-2-2	2.3	3	0	0	0	0	1	22	9.5	
Oklahoma St	25	4-9	3-6	4-8	0-2-2	2.3	1	0	1	0	0	0	15	9.9	
at West Virginia	18	3-8	2-3	2-2	1-3-4	2.4	3	0	1	1	0	0	10	9.9	
Texas Tech	20	2-4	0-1	1-1	0-4-4	2.5	1	0	0	1	0	0	5	9.6	
TCU	9	1-2	1-2	0-0	0-0-0	2.4	0	0	0	0	0	1	3	9.2	
at Kansas State	11	0-3	0-2	0-0	0-1-1	2.3	0	0	0	0	0	1	0	8.6	
at Oklahoma St	12	2-4	0-0	1-2	0-2-2	2.3	0	0	0	0	0	1	5	8.4	
Kansas	15	2-7	0-4	1-1	0-1-1	2.2	2	0	0	0	0	0	5	8.3	
at Alabama	13	1-4	1-3	0-0	0-2-2	2.2	1	0	0	2	0	0	3	8.0	
Baylor	* 31	1-5	0-3	3-4	0-2-2	2.2	2	0	0	2	0	0	5	7.9	
at Texas	13	1-3	0-0	2-2	1-0-1	2.1	2	0	0	1	0	0	4	7.7	
West Virginia	6	0-0	0-0	0-0	0-0-0	2.0	0	0	0	2	0	0	0	7.3	
at Iowa State	4	0-0	0-0	0-0	0-0-0	2.0	0	0	0	0	0	0	0	7.0	
at Texas Tech	23	3-5	3-3	4-4	1-0-1	1.9	0	0	0	0	0	0	13	7.3	
Texas	16	2-5	2-4	3-4	0-0-0	1.8	1	0	0	0	0	0	19	7.3	
at Kansas	* 35	9-15	2-8	2-3	0-3-3	1.9	1	0	0	1	0	0	22	7.9	
Kansas State	* 27	2-7	0-1	0-0	1-1-2	1.9	2	0	0	1	0	1	4	7.8	
at Baylor	* 23	2-6	0-2	2-4	2-2-4	2.0	2	0	1	1	0	0	6	7.7	
Iowa State	* 30	6-12	4-7	2-2	1-1-2	2.0	1	0	0	1	0	0	18	8.0	
vs. Okla State	* 25	2-9	1-5	1-1	1-1-2	2.0	4	0	0	2	0	1	6	8.0	
vs. Rh. Island	* 23	4-9	0-4	1-2	0-1-1	1.9	2	0	2	1	0	0	9	8.0	
2016-17	GS	Min	FG	3FG	FT	O-D-T	Avg	PF	FO	A	TO	Bk	Stl	Pts	Avg
N'Western St.	18	1-5	0-2	1-2	0-1-1	1.0	0	0	0	2	0	0	0	3	3.0
vs. Tulane	17	1-5	0-2	2-2	0-2-2	1.5	0	0	2	2	0	0	4	3.5	
vs. N. Iowa	15	1-3	1-1	0-0	0-1-1	1.3	2	0	0	0	0	0	3	3.3	
vs. Clemson	18	6-8	1-3	1-1	0-1-1	1.3	1	0	0	1	0	2	14	6.0	
Abilene Christ.	21	1-3	0-0	4-5	1-1-2	1.4	1	0	3	0	0	2	6	6.0	
N. Colorado	16	2-6	2-5	0-0	1-2-3	1.7	0	0	1	2	2	0	6	6.0	
at Wisconsin	12	4-4	1-1	2-2	0-1-1	1.6	1	0	0	2	0	0	11	6.7	
Oral Roberts	15	3-7	2-5	0-0	1-2-3	1.8	0	0	2	1	0	2	8	6.9	
Wichita St.	6	0-0	0-0	0-0	0-0-0	1.6	0	0	0	0	0	0	0	6.1	
Memphis	5	0-1	0-1	0-0	0-0-0	1.4	0	0	1	0	0	0	0	5.5	
vs. Auburn	15	2-7	0-2	0-0	1-1-2	1.5	3	0	1	2	0	0	4	5.4	
Baylor	27	3-9	2-7	1-2	0-2-2	1.5	0	0	0	1	0	0	9	5.7	
at TCU	27	4-11	1-3	2-2	1-2-3	1.6	1	0	3	1	1	4	11	6.1	
at Kansas St	30	5-9	2-3	8-9	0-1-1	1.6	1	0	0	0	1	0	20	7.1	
Kansas	* 30	5-13	2-5	1-2	0-1-1	1.5	1	0	1	1	0	0	13	7.5	
Texas Tech	* 26	2-9	1-3	5-6	2-0-2	1.6	3	0	1	1	0	0	10	7.6	
at W. Virginia	* 39	7-16	3-6	0-0	0-5-5	1.8	3	0	1	1	0	0	17	8.2	
Iowa State	* 44	7-14	3-7	2-2	0-2-2	1.8	3	0	0	7	1	2	19	8.8	
at Texas	* 34	8-17	0-4	5-8	0-1-1	1.7	3	0	1	1	0	0	21	9.4	
Florida	* 29	5-10	0-2	0-0	0-2-2	1.8	0	0	0	0	1	0	10	9.5	
Oklahoma St	* 35	9-17	1-5	3-5	0-4-4	1.9	4	0	2	5	0	1	22	10.0	
at Texas Tech	* 30	5-13	4-7	2-2	0-3-3	1.9	3	0	1	2	0	0	16	10.3	
West Virginia	* 32	4-11	2-4	1-1	2-1-3	2.0	1	0	1	5	0	0	11	10.3	
at Iowa State	* 21	6-10	0-0	1-2	2-1-3	2.0	0	0	0	2	0	0	13	10.5	
Texas	* 31	5-13	1-5	0-1	0-2-2	2.0	1	0	1	1	0	5	11	10.5	
at Okla State	* 22	4-7	1-2	1-1	0-2-2	2.0	2	0	1	2	0	0	10	10.5	
at Baylor	* 31	5-14	2-7	1-2	0-1-1	2.0	2	0	2	0	0	0	13	10.6	
Kansas State	* 22	3-7	1-3	0-0	0-4-4	2.0	2	0	0	3	1	2	7	10.4	
at Kansas	* 37	6-17	2-5	0-0	0-2-2	2.0	1	0	0	2	1	4	14	10.6	
TCU	* 35	8-14	2-3	4-4	0-1-1	2.0	0	0	1	1	0	0	22	10.9	
vs. TCU	* 31	3-11	1-5	2-2	1-6-7	2.2	2	0	1	0	0	0	9	10.9	

MCGUSTY'S CAREER HIGHS*

Points

Career: 22 4x, last at Kansas, 2/19/18

ACC: -

Rebounds

Career: 7 vs. TCU, 3/8/17^

ACC: -

Assists

Career: 3 3x, last at TCU, 1/3/17

ACC: -

Steals

Career: 5 vs. Texas, 2/14/17

ACC: -

Blocked Shots

Career: 2 vs. No. Colorado, 11/29/16

ACC: -

Field Goals

Career: 9 2x, last at Kansas, 2/19/18

ACC: -

Field-Goal Attempts

Career: 17 3x, last at Kansas, 2/27/17

ACC: -

Free Throws

Career: 8 at Kansas State, 1/7/17

ACC: -

Free-Throw Attempts

Career: 9 at Kansas State, 1/17/17

ACC: -

3-Point Field Goals

Career: 4 2x, last vs. Iowa State, 3/2/18

ACC: -

3-Point Field-Goal Attempts

Career: 8 at Kansas, 2/19/18

ACC: -

Minutes

Career: 44 Iowa State, 1/21/17

ACC: -

*while at the University of Oklahoma

^ Big 12 Tournament



14

RODNEY MILLER, JR.

R-JUNIOR • 7-0 • 255 • CENTER

LAURELTON, N.Y.

OAK HILL ACADEMY (VA.)

As a Junior (2018-19): Redshirted and did not compete.

As a Sophomore (2017-18): Played in 15 games off bench, including seven in ACC play ... Averaged 1.1 points and 0.5 rebounds per game ... Scored four points in five minutes of action against Navy (11/12) ... Played season-high six minutes against Middle Tennessee (12/25) ... Scored two points and matched career high with three rebounds at Virginia Tech (2/3) ... Recorded three points in five minutes of action in ACC tournament against North Carolina (3/8).

As a Freshman (2016-17): Played 15 games ... Averaged 0.9 points, 0.6 rebounds, 0.1 blocks in 3.8 minutes per game ... Totaled 14 points, nine rebounds and one block in 57 minutes ... Hit 45.5 percent (5-11) from the field, and 44.4 percent (4-9) at the line ... Season highs: 5 points vs. Western Carolina, 11/11; 3 rebounds at North Florida, 11/16; 1 blocked shot vs. NC State, 12/31; 11 minutes at North Florida, 11/16 ... Played in six ACC games ... In ACC play, totaled one point in 10 minutes.

High School: Consensus four-star recruit, ranked No. 90 overall by Scout.com and No. 96 by 247.com ... As a center, was ranked No. 15 by ESPN and No. 17 by Scout.com

... Has a 7-foot-1-inch wingspan ... In 2014 participated in the Nike Elite 100 ... Played AAU ball for the NY Lightning ... Played freshman season at St. Benedict's (N.J.) ... On Oak Hill's Honor Court, a leadership committee where student members are chosen by the administration for their citizenship and sound ethical and moral judgment ... Also played baseball and water polo in school.

Personal: Born Dec. 29, 1996 ... Parents are Rodney, Sr., and Maria ... Has a sister, Sasha ... Majoring in sport administration ... Started playing basketball at age 11 and first dunk was at age 12, in the Rucker League.

MILLER JR. CAREER STATISTICS													3-Point			Free Throws			Rebounds										Scoring	
Season	GP	GS	Min.	Avg.	FG	FGA	Pct.	FG	FGA	Pct.	FT	FTA	Pct.	Off.	Def.	Tot.	Avg.	PF	FO	Ast.	TO	Blk	Stl	Pts.	Avg.					
2016-17	15	0	57	3.8	5	11	.455	0	0	.000	4	9	.444	4	5	9	0.6	6	0	0	1	1	0	14	0.9					
2017-18	15	0	52	3.5	8	14	.571	0	0	.000	2	12	.167	3	4	7	0.5	7	0	0	3	1	0	18	1.2					
2018-19	DNP																													
TOTAL	30	0	109	3.6	13	25	.520	0	0	.000	6	21	.286	7	9	16	0.5	13	0	0	4	2	0	32	1.1					

2017-18	GS	Min	FG	3FG	FT	O-D-T	Avg	PF	FO	A	TO	Blk	Stl	Pts	Avg
Gard-Webb	4	0-1	0-0	0-1	0-1-1	1.0	0	0	0	0	0	0	0	0	0.0
Navy	5	2-3	0-0	0-2	0-0-0	0.5	1	0	0	0	0	0	0	4	2.0
Florida A&M	6	1-1	0-0	0-0	0-1-1	0.7	0	0	0	0	0	0	0	2	2.0
vs. La Salle	1	0-0	0-0	0-1	0-0-0	0.5	0	0	0	0	0	0	0	0	1.5
North Florida	DNP														
at Minnesota	DNP														
vs. Princeton	3	1-1	0-0	0-1	0-0-0	0.4	0	0	0	0	0	0	0	2	1.6
Boston Univ.	DNP														
at GW	DNP														
at Hawai'i	DNP														
vs. NM State	3	0-0	0-0	0-0	0-1-1	0.5	1	0	0	1	0	0	0	0	1.3
vs. Middle Tenn	6	1-1	0-0	0-0	0-0-0	0.4	2	0	0	1	0	0	0	2	1.4
at Pittsburgh	3	0-2	0-0	0-0	0-0-0	0.4	0	0	0	0	0	0	0	0	1.3
at Ga Tech	1	0-0	0-0	0-0	0-0-0	0.3	0	0	0	0	0	0	0	0	1.1
Florida State	DNP														
at Clemson	DNP														
Duke	DNP														
at NC State	DNP														
Louisville	DNP														
at Florida St.	DNP														
Pittsburgh	DNP														
at Va Tech	4	1-2	0-0	0-0	2-1-3	0.6	1	0	0	1	1	0	0	2	1.2
Wake Forest	3	0-0	0-0	1-2	0-0-0	0.5	0	0	0	0	0	0	0	1	1.2
at Boston Coll.	2	0-0	0-0	0-0	0-0-0	0.5	0	0	0	0	0	0	0	0	1.1
Virginia	DNP														
Syracuse	DNP														
at Notre Dame	3	0-0	0-0	0-2	0-0-0	0.5	1	0	0	0	0	0	0	0	1.0
Boston Coll.	DNP														
at N. Carolina	DNP														
Virginia Tech	3	1-1	0-0	0-1	0-0-0	0.4	1	0	0	0	0	0	0	2	1.1
vs. N. Carolina	5	1-2	0-0	1-2	1-0-1	0.5	0	0	0	0	0	0	0	3	1.2
vs. Loyola	DNP														
2016-17	GS	Min	FG	3FG	FT	O-D-T	Avg	PF	FO	A	TO	Blk	Stl	Pts	Avg
W. Carolina	10	1-4	0-0	3-6	2-0-2	2.0	1	0	0	0	0	0	0	5	5.0
at N. Florida	11	2-2	0-0	0-0	1-2-3	2.5	2	0	0	0	0	0	0	4	4.5
Penn	4	1-1	0-0	0-0	0-0-0	1.7	1	0	0	0	0	0	0	2	3.7
vs. Stanford	DNP														
vs. Iowa State	DNP														
vs. Florida	1	0-0	0-0	0-0	0-0-0	1.3	0	0	0	0	0	0	0	0	2.8
Rutgers	2	0-0	0-0	0-1	0-0-0	1.0	1	0	0	0	0	0	0	0	2.2
vs. Wofford	DNP														
SC State	7	0-0	0-0	0-0	0-2-2	1.2	0	0	0	1	0	0	0	0	1.8
Fla. Atlantic	3	0-0	0-0	0-0	0-0-0	1.0	0	0	0	0	0	0	0	0	1.6
George Wash	DNP														
Columbia	DNP														
NC State	3	0-0	0-0	0-0	0-0-0	0.9	0	0	0	0	1	0	0	0	1.4
at Syracuse	0	0-0	0-0	0-0	0-0-0	0.8	0	0	0	0	0	0	0	0	1.2
Notre Dame	DNP														
at Pitt	2	0-1	0-0	0-0	0-0-0	0.7	0	0	0	0	0	0	0	0	1.1
at Wake	1	0-0	0-0	1-2	0-0-0	0.6	0	0	0	0	0	0	0	1	1.1
at Duke	DNP														
Boston Coll.	DNP														
North Carolina	DNP														
Florida State	3	0-0	0-0	0-0	0-0-0	0.6	0	0	0	0	0	0	0	0	1.0
at NC State	DNP														
Virginia Tech	DNP														
at Louisville	1	0-0	0-0	0-0	0-0-0	0.5	0	0	0	0	0	0	0	0	0.9
Georgia Tech	DNP														
Clemson	DNP														
at Virginia	DNP														
Duke	DNP														
at Va. Tech	DNP														
at Florida St	DNP														
vs. Syracuse	DNP														
vs. N. Carolina	8	1-3	0-0	0-0	1-0-1	0.6	1	0	0	0	0	0	0	2	1.0
vs. Mich. State	1	0-0	0-0	0-0	0-1-1	0.6	0	0	0	0	0	0	0	0	0.9

MILLER, JR'S CAREER HIGHS

Points

Career: 5 Western Carolina, 11/11/16
ACC: 2 3x, last vs. Virginia Tech, 3/3/18

Rebounds

Career: 3 2x, last at Virginia Tech, 2/3/18
ACC: 3 at Virginia Tech, 2/3/18

Assists

Career: –
ACC: –

Steals

Career: –
ACC: –

Blocked Shots

Career: 1 2x, last at Virginia Tech, 2/3/18
ACC: 1 2x, last at Virginia Tech, 2/3/18

Field Goals

Career: 2 at North Florida, 11/16/16
ACC: 1 2x last at Virginia Tech, 2/3/18

Field-Goal Attempts

Career: 4 Western Carolina, 11/11/16
ACC: 3 vs. North Carolina, 3/9/17

Free Throws

Career: 3 Western Carolina, 11/11/16
ACC: 1 2x, last vs. Wake Forest, 2/7/18

Free-Throw Attempts

Career: 6 Western Carolina, 11/11/16
ACC: 2 3x, last at Notre Dame, 2/19/18

3-Point Field Goals

Career: –
ACC: –

3-Point Field-Goal Attempts

Career: –
ACC: –

Minutes

Career: 11 at North Florida, 11/16/16
ACC: 8 vs. North Carolina, 3/9/17



4

KEITH STONE

R-SENIOR • 6-8 • 244 • FORWARD

DEERFIELD BEACH, FLA.
FLORIDA | ZION LUTHERAN

As a Redshirt Junior at Florida (2018-19):

Averaged 6.1 points and 3.9 rebounds in 17 games with 13 starts ... Suffered a season-ending right knee injury at Georgia (1/19) ... Scored in double figures three times in non-conference play ... Posted nine points and eight boards in the victory over West Virginia (12/4) in the Jimmy V Classic at Madison Square Garden ... Logged a season-high 12 points in a win at Butler (12/29) ... Scored eight points in nine minutes in the aforementioned game against Georgia ... Gators went 20-16 (9-9 SEC) and advanced to the NCAA Tournament Round of 32.

As a Redshirt Sophomore at Florida (2017-18):

Averaged 8.8 points and 4.3 rebounds per game, starting 26 games and appearing in all 34 ... Scored 20-plus points three times ... Scored a then-career-high 18 points and set new career highs in made field goals (seven) and 3-pointers (four) in a win at No. 11 Texas A&M (1/2) ... Tallied a career-high 23 points at Ole Miss (1/13) and shot 13-of-18 from the line, good for the most attempts by a Gator since Joakim Noah (22) in 2006 ... Led the team with 22 points in the SEC Tournament game against Arkansas (3/9) ... Posted his first 10-rebound game versus Texas Tech (3/17) in the NCAA Tournament Round of 32 ... Helped the team finish 21-13 (11-7) and make the second round of the NCAA Tournament.

As a Redshirt Freshman at Florida (2016-17):

Averaged 3.6 points and 2.2 rebounds in 34 appearances, all off the bench ... Tallied 15 points and eight rebounds against Miami (11/27) at the AdvoCare Invitational ... Led the team with 14 points in a win at Alabama (1/10) ... Scored 17 points in a victory at Georgia (1/14), including

making a go-ahead 3-pointer in overtime to give Florida the lead for good ... Helped the Gators go 27-9 (14-4 SEC) and reach the NCAA Tournament Elite Eight.

As a Freshman at Florida (2015-16): Redshirted and did not compete ... Gators finished 21-15 (9-9 SEC) and made the NIT quarterfinals.

High School: Graduated from Zion Lutheran ... Considered a four-star recruit by both ESPN and Rivals, as well as a three-star prospect by 247Sports ... Ranked No. 82 nationally, including seventh in the state and No. 13 nationally by ESPN ... Tabbed No. 94 overall by Rivals and No. 148 by 247Sports, placing No. 82 on the latter's composite list ... Named an FACA 2A All-State honoree as a senior ... Led his team to a 20-8 mark and an appearance in the 2A regional semifinals that year.

Personal: Full name is Keith Martin Stone ... Nicknames are K-Stone and K-Smooth ... Born Aug. 25, 1997 ... Parents are William Stone and Julia Nero ... Has an older brother, Jeremy, and an older sister, Kira ... Wears No. 4 because it was his number his last year of AAU basketball and as a dedication to someone close to him ... Graduated from the University of Florida in May 2018 and pursuing a master's degree in liberal arts at Miami ... Favorite athletes are Carmelo Anthony and Jamal Mashburn ... Best sports memory is hitting a game winner against Ocala High School ... Chose Miami because it is close to home and he loved both the staff and the players ... Committed to Miami over Arizona, Arkansas, Maryland, Nevada, USC and others.

STONE CAREER STATISTICS*													3-Point			Free Throws			Rebounds											Scoring	
Season	GP	GS	Min.	Avg.	FG	FGA	Pct.	FG	FGA	Pct.	FT	FTA	Pct.	Off.	Def.	Tot.	Avg.	PF	FO	Ast.	TO	Blk	Stl	Pts.	Avg.						
2015-16	DNP																														
2016-17	34	0	410	12.1	44	104	.423	15	46	.326	20	31	.645	29	45	74	2.2	46	1	18	23	7	11	123	3.6						
2017-18	34	26	817	24.0	98	224	.438	39	92	.424	65	90	.722	53	94	147	4.3	91	1	24	46	29	20	300	8.8						
2018-19	17	13	326	19.2	34	87	.391	15	37	.405	20	33	.606	21	46	67	3.9	34	0	10	24	9	14	103	6.1						
Total	85	39	1553	18.3	176	415	.424	69	175	.394	105	154	.682	103	185	288	3.4	171	2	52	93	45	45	526	6.2						
* at the University of Florida																															

* at the University of Florida



2018-19	GS	Min	FG	3FG	FT	O-D-T	Avg	PF	FO	A	TO	Bk	Stl	Pts	Avg
at Florida St	* 26	2:6	1-3	1-2	1-2	2-6-8	8.0	3	0	0	4	0	1	6	6.0
Charleston So	* 21	2:3	1-1	1-2	0-2-2	5.0	2	0	2	1	1	0	0	6	6.0
La Salle	* 13	1:2	0-0	0-2	0-1-1	2.7	1	0	1	1	0	0	1	4	5.3
vs. Oklahoma	* 28	4:10	2-4	0-4	2-5-7	2.5	1	0	0	0	0	1	0	10	6.5
vs. Stanford	* 22	2:3	0-1	0-0	0-5-5	4.6	3	0	0	0	3	1	3	4	6.0
vs. Butler	* 24	2:9	1-4	0-0	1-4-5	4.7	4	0	0	0	1	0	0	5	5.8
N Florida	* 21	3:5	2-2	2-4	3-1-4	4.6	2	0	0	1	1	0	0	10	6.4
vs. W Virginia	* 23	2:5	1-1	4-5	2-6-8	5.0	1	0	0	0	3	0	3	9	6.8
Michigan St	* 25	3:10	1-5	1-2	2-4-6	5.1	0	0	1	0	0	0	1	8	6.9
Mercer	* 18	3:6	2-4	1-2	2-2-4	5.0	4	0	0	3	2	0	0	9	7.1
vs. FGCU	* 20	2:7	1-2	3-3	0-2-2	4.7	2	0	1	1	1	2	8	7.2	
Butler	* 21	5:7	2-3	0-0	4-2-6	4.8	0	0	2	0	1	0	12	7.6	
S Carolina	* 12	0:2	0-1	0-0	1-1-2	4.6	4	0	0	3	0	0	1	0	7.0
at Arkansas	* 13	0:2	0-1	0-0	1-1-2	4.4	3	0	1	3	1	1	0	0	6.5
Tennessee	19	0:4	0-2	4-5	0-3-3	4.3	1	0	0	0	0	0	1	4	6.3
at Miss. State	11	0:2	0-1	0-0	1-1-2	4.2	2	0	1	0	0	0	0	0	5.9
at Georgia	9	3:4	1-2	1-2	0-0-0	3.9	1	0	1	0	1	0	8	6.1	
DNP in final 19 games due to injury															

DNP in final 19 games due to injury

2017-18	GS	Min	FG	3FG	FT	O-D-T	Avg	PF	FO	A	TO	Bk	Stl	Pts	Avg
Gard-Webb	*	19	1-3	1-2	0-0	1-1-2	2.0	4	0	3	1	1	0	3	3.0
N Florida	*	24	6-7	2-2	0-0	2-1-3	2.5	4	0	1	0	1	2	14	8.5
New Hamp	*	21	0-2	0-1	2-2	0-1-1	2.0	4	0	0	0	0	0	2	6.3
vs. Stanford	*	20	1-7	1-1	2-3	0-3-3	2.3	1	0	1	0	0	0	2	6.0
vs. Gonzaga	*	34	3-5	2-4	1-2	0-4-4	2.6	4	0	2	2	1	1	9	6.6
vs. Duke	*	16	1-5	0-0	0-0	0-1-1	2.3	2	0	0	2	0	0	5	5.8
Florida St	*	16	1-2	1-2	2-2	1-2-3	2.4	3	0	0	2	1	0	5	5.7
Loyola Chi	*	18	4-7	0-1	0-0	3-2-5	2.8	1	0	0	2	0	0	8	6.0
vs. Cincinnati	*	25	1-8	1-3	2-2	0-3-3	2.8	3	0	0	1	2	2	5	5.9
vs. Clemson	*	11	1-1	1-1	0-0	1-2-3	2.8	3	0	1	2	0	2	3	5.6
JMU	*	19	2-6	2-3	1-3	2-2-4	2.9	1	0	0	4	0	0	7	5.7
Incmate Word	*	24	1:3	0-1	4-5	3-1-4	3.0	1	0	0	2	0	2	6	5.8
Vanderbilt	*	28	2:9	0-1	2-2	3-3-6	3.2	4	0	1	1	3	1	6	5.8
at Texas A&M	*	30	7:14	4-6	0-0	2-3-5	3.4	4	0	1	3	1	0	18	6.6
at Mizou	*	32	5-9	2-4	1-3	2-4-6	3.5	2	0	1	1	2	0	13	7.1
Miss. State	*	30	4-9	1-4	1-1	4-4-8	3.8	1	0	0	4	0	0	10	7.3
at Ole Miss	*	35	4-10	2-4	1-3	18-44-8	4.1	5	1	2	4	0	1	23	8.2
Arkansas	*	19	2-6	0-1	3-5	0-3-3	4.0	2	0	0	0	0	0	7	8.1
at Kentucky	*	23	5:9	2-4	2-3	1-2-3	3.9	4	0	1	1	0	2	14	8.4
S Carolina	*	22	1-3	0-2	0-2	0-2-2	3.9	1	0	1	1	1	1	2	8.1
Baylor	*	24	3-6	1-3	2-2	0-1-1	3.7	0	0	1	0	1	1	9	8.1
at Georgia	*	25	2-6	1-4	0-0	3-3-6	3.8	3	0	1	1	1	0	5	8.0
Alabama	*	30	4-9	1-3	3-4	2-3-5	3.9	1	0	1	2	0	1	12	8.2
LSU	*	26	5-8	1-2	4-4	0-3-3	3.8	3	0	0	0	1	0	15	8.5
at S Carolina	*	25	0:2	0-0	3-3	2-4-6	3.9	3	0	0	0	3	0	3	8.2
Georgia	*	31	2-7	0-3	3-4	1-5-6	4.0	3	0	0	1	0	0	7	8.2
at Vanderbilt	*	33	7:11	2-3	4-4	2-4-6	4.1	1	0	0	2	1	1	20	8.6
at Tennessee	*	23	3:9	1-6	4-7	0-3-3	4.0	4	0	0	2	1	1	11	8.7
Auburn		11	0-2	0-1	0-0	1-1-2	4.0	2	0	1	0	0	1	0	8.4
at Alabama		23	3-6	2-5	0-0	0-3-3	3.9	4	0	1	1	1	0	8	8.4
Kentucky		26	4-10	2-4	0-0	5-1-6	4.0	4	0	2	2	2	0	10	8.5
vs. Arkansas		24	8-10	4-5	2-3	2-3-5	4.0	3	0	1	0	0	1	22	8.9
vs. St. Bona		25	2-8	2-5	3-4	3-5-8	4.2	4	0	1	1	3	0	9	8.9
vs. Texas Tech		25	3-5	0-1	1-2	3-7-10	4.3	2	0	0	0	2	0	7	8.8

2016-17	GS	Min	FG	3FG	FT	O-D-T	Avg	PF	FO	A	TO	Bk	Stl	Pts	Avg
vs. FGCU	8	0:3	0-1	0-0	1-1-2	2.0	1	0	0	1	1	0	0	0	0.0
vs. Mercer	11	0:3	0-1	2-2	1-2-3	2.5	1	0	3	1	0	0	0	2	1.0
vs. St. Bona	2	0:1	0-0	0-0	0-0-0	1.7	0	0	0	0	0	0	0	0	0.7
vs. Belmont	16	2:4	0-1	0-0	0-1-1	1.5	1	0	2	0	1	0	0	4	1.5
vs. Seton Hall	6	0:2	0-2	0-0	0-0-0	1.2	1	0	0	0	0	0	0	0	1.2
vs. Gonzaga	4	0:2	0-1	0-0	0-0-0	1.0	0	0	0	0	1	0	0	0	1.0
vs. Miami	25	5:8	2-2	3-4	4-4-8	2.0	1	0	0	1	1	1	1	15	3.0
at N Florida	17	2:2	1-1	3-4	1-0-1	1.9	1	0	1	2	0	0	8	3.6	
vs. Duke	12	1:5	1-2	0-0	0-1-1	1.8	1	0	0	1	0	1	3	3.6	
at Florida State	17	1:2	0-1	0-0	1-2-3	1.9	2	0	0	0	0	0	2	3.4	
vs. Charlotte	19	4:5	0-0	2-2	2-2-4	2.1	1	0	0	1	2	0	10	4.0	
Little Rock	18	2:2	1-1	0-0	0-2-2	2.1	2	0	0	2	0	0	5	4.1	
at Arkansas	10	2:3	1-2	0-0	0-0-0	1.9	0	0	0	0	0	0	5	4.2	
Ole Miss	7	0:1	0-1	0-0	1-0-1	1.9	1	0	1	0	0	0	0	3.9	
Tennessee	13	2:6	0-2	1-2	1-0-1	1.8	1	0	1	0	0	0	5	3.9	
at Alabama	16	4:6	3-3	3-5	1-1-2	1.8	3	0	2	0	0	1	14	4.6	
Georgia	28	5:6	3-4	4-5	0-2-2	1.8	2	0	1	1	1	3	17	5.3	
at S Carolina	23	0:3	0-3	1-5	1-5-6	2.1	4	0	0	0	0	1	1	5.1	
Vanderbilt	7	0:2	0-2	0-0	0-0-0	1.9	1	0	0	0	0	0	0	4.8	
at LSU	17	0:3	0-2	0-0	4-1-5	2.1	4	0	1	1	0	1	0	4.6	
at Oklahoma	7	0:1	0-1	0-0	0-3-3	2.1	0	0	0	0	1	0	0	4.3	
Missouri	DNP														
Kentucky	DNP														
at Georgia	15	0:4	0-1	0-0	3-2-5	2.3	0	0	1	0	0	0	0	4.1	
Texas A&M	8	0:2	0-1	0-0	0-2-2	2.3	0	0	0	1	0	0	0	4.0	
at Auburn	6	0:0	0-0	0-0	0-0-0	2.2	5	1	0	0	0	0	0	3.8	
at Miss. State	2	0:1	0-1	0-0	0-1-1	2.1	1	0	0	0	1	0	0	3.6	
S Carolina	11	1:2	0-1	0-0	3-0-3	2.2	4	0	2	1	0	0	2	3.6	
at Kentucky	11	0:2	0-2	0-0	0-1-1	2.1	0	0	0	0	0	0	0	3.4	
Arkansas	9	3:4	1-1	1-1	1-2-3	2.1	1	0	0	0	0	0	8	3.6	
at Vanderbilt	19	3:6	0-2	0-0	2-2-4	2.2	3	0	3	2	0	0	6	3.7	
Vanderbilt	15	3:5	0-1	0-0	0-5-5	2.3	0	0	0	0	2	0	1	6.3	
vs. ETSU	7	0:2	0-0	0-0	2-1-3	2.3	0	0	0	0	0	0	0	3.6	
vs. Virginia	11	1:2	1-1	0-0	0-0-0	2.3	0	0	0	0	2	0	1	3.36	
vs. Wisconsin	6	2:2	1-1	0-1	0-1-1	2.2	2	0	0	1	0	0	5	3.7	
vs. S Carolina	7	1:2	0-1	0-0	0-1-1	2.2	2	0	0	1	0	0	2	3.6	

STONE'S CAREER HIGHS*

Points

Career: 23 at Ole Miss, 1/13/18

ACC: —

Rebounds

Career: 10 vs. Texas Tech, 3/17/18!

ACC: —

Assists

Career: 3 2x, last vs. Gardner-Webb, 11/13/17

ACC: —

Steals

Career: 3 3x, last vs. W. Virginia, 12/4/18

ACC: —

Blocked Shots

Career: 3 3x, last vs. St. Bona., 3/15/18!

ACC: —

Field Goals Made

Career: 8 vs. Arkansas, 3/9/18^

ACC: —

Field Goals Attempted

Career: 14 at Texas A&M, 1/2/18

ACC: —

Free Throws Made

Career: 13 at Ole Miss, 1/13/18

ACC: —

Free Throws Attempted

Career: 18 at Ole Miss, 1/13/18

ACC: —

3-Point Field Goals Made

Career: 4 2x, last vs. Arkansas, 3/9/18^

ACC: —

3-Point Field Goals Attempted

Career: 6 2x, last at Tennessee, 2/21/18

ACC: —

Minutes

Career: 35 at Ole Miss, 1/13/18

ACC: —

*while at the University of Florida

! NCAA Tournament

^ SEC Tournament



1

DEJAN "DJ" VASILJEVIC

SENIOR • 6-3 • 184 • GUARD
MELBOURNE, AUSTRALIA
AUSTRALIAN INSTITUTE OF SPORT

Career

- With 199 career 3-pointers at conclusion of 2018-19 season, he ranks eighth in career 3-point field goals made at Miami
- Also ranks sixth in 3-pointers attempted at Miami (530)

As a Junior (2018-19): Played in all 32 games, with 25 starts ... Finished sixth in ACC in 3-point field goals made (2.53/game) ... Hit three or more 3-pointers in 16 games ... Had streak of 33 consecutive games with at least one 3-pointer made snapped on Feb. 2 at Virginia (at the time, was longest active streak in ACC, third-longest in program history and 20th-longest in ACC history) ... Placed No. 21 in the ACC in minutes per game (32.0) ... Hit four 3-pointers and scored 16 points in season opener against Lehigh (11/9) ... Averaged 11.7 ppg and 5.7 rpg in three games at Wooden Legacy ... Hit season-high five 3-pointers and scored 19 points at Louisville (1/6) ... Recorded first-career double-double with 15 points and 10 rebounds against Notre Dame (2/6) ... Scored career-high 22 points in win over Clemson (2/13) and hit his first five 3-point attempts to start the second half ... Posted 21 points, including five 3-pointers, against Georgia Tech (2/23) ... Scored 21 points against Wake Forest (3/12) and 17 versus Virginia Tech (3/13) in ACC Tournament, finishing 8-of-17 overall from 3-point range ... Played all 40 minutes for first time in career in the contest against the Hokies.

As a Sophomore (2017-18): All-ACC Academic Team

Played in all 32 games, with 20 starts ... Averaged 9.0 points and 2.5 rebounds per game ... Led ACC in 3-point FG percentage at 41.1 percent (67-163) ... Led team in 3-point field goals (67) ... Hit at least one 3-pointer in 29 of 32 games, including 20 games with two or more ... Hit at least one 3-pointer in 13 straight games to end season ... Connected 32-of-66 3-point attempts over last 11 games of season (.485) ... Made first college start in 2017-18 season opener against Gardner-Webb after coming off bench in all 33 games his freshman year ... After tough shooting night in opener, bounced back to score 16 points against Navy (11/12) and 15 against Florida A&M (11/16) ... Hit 3-of-5 from 3-point range and scored 11 points in win at No. 12 Minnesota (11/29) ... Scored career-high 20 points and hit 5-of-7 3-pointers in win over Princeton (12/2) ... Recorded 15 points and hit 3-of-6 3-pointers in win over Boston U. (12/5) ... Averaged 11.3 points and 4.3 rebounds in three games at Diamond Head Classic ... Hit six 3-pointers (five in second half) and matched career high with 20 points at Florida State (1/27) ... Scored 14 points, including nine in the first 5:26, in win at Virginia Tech (2/3) ... Scored 17 points at Boston College, including 11 of Miami's first 16 points (2/10) ... Perfect from field in win at UNC: 4-4 FG, 2-2 3FG, 10 points (2/27) ... Scored team-high 16 points, including 4-6 from 3-point range, in win over Virginia Tech (3/3) ... Hit 4-of-5 field-goal attempts and scored nine points with five rebounds in NCAA Tournament against Loyola Chicago (3/15).

As a Freshman (2016-17): Played in all 33 games ... Averaged 6.0 points, 1.3 rebounds, 0.5 assists, 0.3 steals in 17.5 minutes per game ... Totaled 197 points, 44 rebounds, 15 assists, 11 steals in 577 minutes ... Hit 35.7 percent (65-182) from the field, 34.9 percent (51-146) from three and 80.0 percent (16-20) at the line ... Led or tied for team high in scoring once and steals twice ... Scored in double digits in eight games ... Notched 3-pointer in 26 outings ... Hit multiple 3-pointers in 13 games ... Multiple assists twice ... Played in all 18 ACC games ... In ACC play averaged 5.3 points, 1.4 rebounds, 0.2 assists, 0.2 steals in 16.7 minutes ... In ACC play totaled 96 points, 25 rebounds, 4 assists and 4 steals in 301 minutes ... Connected on 34.4 percent (32-93) from the field, 33.3 percent (26-78) from three and 60.0 percent (6-10) at the line ... In two ACC Tournament games, averaged 9.5 points, 1.0 rebounds, 1.0 assists and 1.0 steals in 20.5 minutes per game ... Shot 6-18 from the field, 4-14 from three and 3-3 at the line ... In one NCAA Tournament game, had two points, two rebounds, one assist and one steal in 16 minutes ... Hit 1-3 from the field.

High School: Experience of playing in FIBA World

Championships ... At 2015 FIBA U19 World Championships in Greece, averaged 13.3 points, 3.1 rebounds and 1.0 assists per game ... At 2014 FIBA U18 Oceania Championships, averaged of 12.6 points, 4.6 rebounds and 4.2 assists per game ... All-tournament team at the 2014 U17s, where he averaged 17.4 points, 6.6 rebounds and 1.3 assists per game and led team to silver medal ... Leading scorer at the 2013 FIBA Oceania U16 Championships, putting up 19.3 points, 3.7 rebounds and 1.0 assists per game ... Won national title with Victorian U18s team ... Captain of the U17 Australian team ... Played in the 2015 Basketball Without Borders Camp ... Participated in adidas Nations Tournament in Los Angeles ... Played at the Australian Institute of Sport (AIS) ... Played in U20 National Championships in Ipswich, averaging 16.3 points, 3.9 rebounds and 1.9 assists, hitting 48 percent of his shots, while notching 20-plus points in three games, with a high of 25 in his first outing.

Personal: Name is pronounced Day-On Vuh-SEE-Luh-Vitch ... Goes by DJ ... Born April 26, 1997 in Calgary, Alberta, Canada, but moved to Melbourne, Australia, at age six ... Of Serbian descent ... Parents are Todor and Danijela Vasiljevic ... Both parents played semi-pro handball ... Has a younger sister, Ivana ... Started playing basketball at age 12 ... Shaping his game into the mold of Croatian scoring legend, Drazen Petrovic ... Came to attend Miami over offers from LSU, Louisville and Stanford, among others ... Graduated in May 2019 after majoring in economics and minoring in economics ... Enrolled in Miami's graduate sport administration program.

VASILJEVIC CAREER STATISTICS										3-Point		Free Throws		Rebounds		Tot. Avg.		PF FO		Ast. TO		Blk Stl		Scoring	
Season	GP	GS	Min.	Avg.	FG	FGA	Pct.	FG	FGA	Pct.	FT	FTA	Pct.	Off.	Def.									Pts.	Avg.
2016-17	33	0	577	17.5	65	182	.357	51	146	.349	16	20	.800	5	39	44	1.3	31	0	15	13	1	11	197	6.0
2017-18	32	20	731	22.8	104	231	.450	67	163	.411	14	16	.875	15	65	80	2.5	49	0	14	16	2	13	289	9.0
2018-19	32	25	1024	32.0	125	312	.401	81	221	.367	45	49	.918	33	111	144	4.5	50	0	37	27	1	22	376	11.8
TOTAL	97	45	2332	24.0	294	725	.406	199	530	.375	75	85	.882	53	215	268	2.8	130	0	66	56	4	46	862	8.9



2018-19	GS	Min	FG	3FG	FT	O-D-T	Avg	PF	FO	A	TO	Bk	Stl	Pts	Avg	
Lehigh	*	26	5-10	4-7	2-2	0-3-3	3.0	3	0	2	2	0	0	16	16.0	
SFA	*	30	4-9	4-7	5-5	1-3-4	3.5	3	0	0	1	0	0	17	16.5	
Bethune-Cook	*	32	5-12	4-9	6-6	2-3-5	4.0	1	0	2	2	0	3	20	17.7	
vs. La Salle	*	28	5-8	3-5	2-2	0-7-7	4.8	0	0	3	2	0	0	15	17.0	
vs. Fresno St	*	38	4-10	4-7	0-0	1-4-5	4.8	2	0	1	2	0	0	12	16.0	
vs. Seton Hall	*	34	3-8	2-5	0-0	0-5-5	4.8	0	0	5	0	0	0	8	14.7	
Rutgers	*	38	1-8	1-6	0-0	2-1-3	4.6	3	0	0	2	0	0	3	13.0	
vs. Yale	*	28	5-12	4-10	3-3	1-5-6	4.8	3	0	1	1	0	1	17	13.5	
at Penn	*	34	4-7	2-5	0-0	2-1-3	4.6	3	0	0	0	0	0	10	13.1	
Houston Bapt	*	34	4-12	3-10	2-2	1-4-5	4.6	3	0	1	2	0	0	13	13.1	
Fla Atlantic	*	33	3-7	3-7	0-0	0-5-5	4.6	0	0	3	1	0	1	9	12.7	
Campbell	*	34	3-5	1-3	3-4	1-3-4	4.6	1	0	2	3	0	0	10	12.5	
NC State	*	27	1-5	1-4	3-4	0-3-3	4.5	1	0	1	0	0	1	6	12.0	
at Louisville	*	32	7-11	5-8	0-0	0-4-4	4.4	3	0	0	0	0	0	19	12.5	
at Florida St	*	29	2-6	2-6	0-1	2-3-5	4.5	2	0	1	0	0	0	6	12.1	
Wake Forest	*	26	5-9	4-8	0-0	0-4-4	4.4	1	0	0	0	0	0	14	12.2	
North Carolina	*	22	1-5	1-2	0-0	1-2-3	4.4	1	0	0	1	0	1	3	11.6	
at Syracuse	*	33	4-9	3-8	0-0	3-5-8	4.6	1	0	1	0	0	0	11	11.6	
Florida State	*	35	4-11	1-8	3-3	0-3-3	4.5	2	0	0	0	0	2	12	11.6	
Virginia Tech	*	31	3-9	2-7	0-0	0-1-1	4.3	3	0	2	0	0	0	8	11.5	
at Virginia	*	16	0-3	0-3	0-0	0-2-2	4.2	0	0	0	0	0	0	1	10.9	
Notre Dame	*	34	5-14	3-9	2-2	2-8-10	4.2	3	0	1	2	0	2	15	11.1	
at N Carolina	*	40	5-9	1-5	0-0	0-7-7	4.6	2	0	2	2	0	0	11	11.1	
Clemson	*	37	7-13	5-10	3-3	1-2-3	4.5	2	0	2	0	1	1	22	11.5	
at BC	*	25	1-6	0-3	0-0	0-1-1	4.4	1	0	0	0	0	0	2	11.2	
Ga. Tech	*	32	7-15	5-11	2-2	2-3-5	4.4	3	0	4	2	0	1	21	11.5	
at Wake	*	36	4-15	2-10	2-2	1-5-6	4.4	2	0	0	0	0	1	12	11.6	
at Duke	*	35	2-11	0-4	0-0	2-3-5	4.5	0	0	0	1	0	1	4	11.3	
Pittsburgh	*	36	5-14	3-9	0-0	1-3-4	4.4	2	0	0	0	0	4	13	11.3	
at Va Tech	*	32	4-14	0-8	1-1	3-3-6	4.5	0	0	0	0	0	0	1	9	11.3
vs. Wake	*	37	8-12	4-7	1-2	2-4-6	4.5	1	0	0	1	0	1	21	11.6	
vs. Va Tech	*	40	4-13	4-10	5-5	2-1-3	4.5	0	0	0	1	0	0	17	11.8	

2017-18	GS	Min	FG	3FG	FT	O-D-T	Avg	PF	FO	A	TO	Bk	Stl	Pts	Avg
Gard-Webb	*	30	2-12	1-10	2-2	0-2-2	2.0	1	0	0	0	0	0	7	7.0
Navy	*	20	5-10	4-8	2-2	0-3-3	2.5	2	0	0	0	0	2	16	11.5
Florida A&M	*	31	6-10	3-6	0-0	0-4-4	3.0	2	0	2	0	1	1	15	12.7
vs. La Salle	*	25	3-9	2-4	0-0	1-0-1	2.5	0	0	0	1	0	0	8	11.5
N. Florida	*	22	1-6	0-4	0-0	0-2-2	2.4	0	0	0	0	0	0	2	9.6
at Minnesota	*	18	4-6	3-5	0-0	0-2-2	2.3	3	0	0	0	0	0	11	9.8
vs. Princeton	*	29	7-9	5-7	1-1	0-3-3	2.4	4	0	1	1	0	0	20	11.3
Boston U.	*	35	6-10	3-6	0-1	0-5-5	2.8	2	0	0	0	1	1	15	11.8
at GW	*	17	3-8	2-6	2-2	0-1-1	2.6	0	0	0	1	0	0	10	11.6
at Hawaii	*	27	2-7	2-3	0-0	1-2-3	2.6	1	0	0	0	0	1	6	11.0
vs. NMSU	*	33	6-11	2-6	1-1	0-5-5	2.8	2	0	1	1	0	0	15	11.4
vs. MSU	*	31	3-7	3-6	2-2	2-3-5	2.8	2	0	1	0	1	0	13	11.5
at Pittsburgh	*	25	1-7	1-5	0-0	1-1-2	2.9	3	0	0	0	0	2	3	10.8
at Ga Tech	*	23	1-4	1-4	0-0	0-1-1	2.8	1	0	0	2	0	0	3	10.3
FSU	*	27	3-10	1-6	1-1	1-2-3	2.8	1	0	4	0	0	2	8	10.1
at Clemson	*	10	0-2	0-2	0-0	0-0-0	2.6	0	0	0	0	0	0	0	9.5
Duke	*	6	0-3	0-3	0-0	0-2-2	2.6	1	0	0	0	0	0	0	8.9
at NC State	*	15	2-7	2-6	0-0	0-4-4	2.7	0	0	0	0	0	0	6	8.8
Louisville	*	6	0-1	0-0	0-0	0-0-0	2.5	1	0	0	0	0	0	0	8.3
at FSU	*	35	7-11	6-10	0-0	1-1-2	2.5	2	0	0	0	0	0	20	8.9
Pittsburgh	*	26	3-7	2-5	0-1	2-1-3	2.5	1	0	0	0	0	1	8	8.9
at Va Tech	*	31	5-9	2-6	2-2	0-1-1	2.5	1	0	0	1	0	0	14	9.1
Wake Forest	*	19	3-7	2-5	1-1	2-3-5	2.6	3	0	1	1	0	0	9	9.1
at BC	*	35	6-12	3-10	0-0	1-5-6	2.7	0	0	0	0	1	0	17	9.4
Virginia	*	27	2-8	1-5	0-0	0-0-0	2.6	2	0	0	1	0	0	5	9.2
Syracuse	*	25	2-6	2-6	0-0	1-2-3	2.6	1	0	1	0	0	1	6	9.1
at ND	*	5	1-1	1-1	0-0	0-0-0	2.5	2	0	0	1	0	0	3	8.9
BC	*	13	3-6	2-4	0-0	0-2-2	2.5	3	0	1	0	0	0	8	8.9
at UNC	*	22	4-4	2-2	0-0	0-3-3	2.5	1	0	0	2	0	0	10	8.9
Va Tech	*	24	6-10	4-6	0-0	1-0-1	2.5	1	0	1	1	0	1	16	9.1
vs. UNC	*	17	2-6	2-5	0-0	0-1-1	2.4	2	0	0	0	0	0	6	9.0
vs. Loyola	*	22	4-5	1-1	0-0	1-4-5	2.5	0	0	1	0	0	0	9	9.0

2016-17	GS	Min	FG	3FG	FT	O-D-T	Avg	PF	FO	A	TO	Bk	Stl	Pts	Avg
W. Carolina	*	23	4-8	3-7	0-0	1-1-2	2.0	4	0	2	0	0	1	11	11.0
at N. Florida	*	21	4-10	3-6	0-0	2-2-1	1.5	3	0	0	0	0	1	13	12.0
Penn	*	18	4-7	3-5	0-0	0-0-0	1.0	1	0	1	2	0	0	11	11.7
vs. Stanford	*	22	1-2	1-2	0-0	0-1-1	1.0	1	0	1	1	1	0	3	9.5
vs. Iowa State	*	16	2-7	1-5	0-0	0-0-0	0.8	1	0	0	0	0	1	5	8.6
vs. Florida	*	9	0-1	0-1	0-0	0-0-0	0.7	1	0	0	0	0	0	0	7.2
Rutgers	*	11	0-1	0-1	3-3	0-1-1	0.7	1	0	1	0	0	0	3	6.6
vs. Wofford	*	20	2-6	2-4	0-0	0-2-2	0.9	1	0	0	0	0	0	6	6.5
SC State	*	25	5-13	5-11	2-2	1-1-2	1.0	2	0	2	0	0	0	17	7.7
Fla Atlantic	*	26	1-4	0-3	0-0	1-1-1	1.1	2	0	0	1	0	0	2	7.1
George Wash	*	13	2-5	2-4	0-0	0-3-3	1.3	1	0	0	0	0	0	6	7.0
Columbia	*	15	1-4	1-4	0-0	0-1-1	1.3	1	0	1	0	0	0	1	6.7
NC State	*	8	1-1	1-1	0-0	0-2-2	1.3	0	0	0	0	0	0	3	6.4
at Syracuse	*	28	6-12	6-12	0-2	0-0-0	1.2	0	0	0	0	0	1	18	7.2
Notre Dame	*	19	1-6	1-5	0-0	0-0-0	1.1	2	0	0	1	0	1	3	6.9
at Pitt	*	18	2-6	2-6	0-0	1-1-2	1.2	0	0	1	0	0	0	6	6.9
at Wake	*	13	1-6	1-6	0-0	0-0-0	1.1	1	0	0	0	0	0	3	6.6
at Duke	*	8	0-2	0-2	0-0	0-1-1	1.1	1	0	0	1	0	0	0	6.3
Boston Coll.	*	16	1-6	1-6	0-0	0-1-1	1.1	0	0	0	0	0	0	3	6.1
North Carolina	*	15	1-5	1-4	0-0	0-1-1	1.1	0	0	0	0	0	0	3	6.0
Florida State	*	8	1-2	1-2	0-0	1-0-1	1.1	0	0	0	0	0	0	3	5.8
at NC State	*	9	0-1	0-1	0-0	0-1-1	1.1	0	0	0	0	0	0	0	5.5
Virginia Tech	*	10	2-5	1-2	0-0	0-1-1	1.1	0	0	0	0	0	0	5	5.5
at Louisville	*	11	1-3	1-2	0-0	0-0-0	1.0	0	0	0	0	0	1	3	5.4
Georgia Tech	*	28	4-9	3-6	2-2	0-2-2	1.1	0	0	1	1	0	0	13	5.7
Clemson	*	21	2-5	1-4	0-0	0-3-3	1.2	0	0	0	2	0	0	5	5.7
at Virginia	*	29	3-6	2-5	2-2	0-4-4	1.3	1	0	0	0	0	0	10	5.9
Duke	*	20	0-3	0-3	0-0	0-2-2	1.3	1	0	0	0	0	0	0	5.6
at Va Tech	*	21	3-8	2-6	1-2	0-1-1	1.3	0	0	0	0	0	0	9	5.8
at Florida St	*	19	3-7	2-5	1-2	0-3-3	1.3	0	0	0	1	0	0	9	5.9
vs. Syracuse	*	22	4-9	3-7	2-2	0-1-1	1.3	3	0	1	0	0	1	13	6.1
vs. N. Carolina	*	19	2-9	1-7	1-1	0-1-1	1.3	2	0	1	2	0	1	6	6.1
vs. Mich. State	*	16	1-3	0-1	0-0	0-2-2	1.3	1	0	1	1	0	1	2	6.0

VASILJEVIC'S CAREER HIGHS

Points

Career: 22 Clemson, 2/13/19

ACC: 22 Clemson, 2/13/19

Rebounds

Career: 10 Notre Dame, 2/6/19

ACC: 10 Notre Dame, 2/6/19

Assists

Career: 5 vs. Seton Hall, 11/25/18

ACC: 4 2x, last vs. Ga. Tech, 2/23/19

Steals

Career: 4 Pittsburgh, 3/5/19

ACC: 4 Pittsburgh, 3/5/19



21 SAM WAARDENBURG

R-JUNIOR • 6-10 • 216 • FORWARD

AUCKLAND, NEW ZEALAND
RANGITOTO COLLEGE

As a Redshirt Sophomore (2018-19): Played in all 32 games, with 11 starts ... Scored 10 points on perfect shooting (3-3 FG, 2-2 3FG, 2-2 FT) at Boston College (2/17) ... Scored 10 points in 36 minutes at Virginia (2/2) ... Recorded nine points in 30 minutes against Virginia Tech (1/30) ... Scored 13 points on 4-for-4 shooting against Florida State (1/27) ... Grabbed career-high nine rebounds and added six points and three assists in 26 minutes against Wake Forest (1/12) ... Recorded eight rebounds at Louisville (1/6) ... Scored career-high 14 points in 37 minutes at Penn (12/4) ... Averaged 7.0 ppg and 4.3 rpg in three games at Wooden Legacy ... Made first-career start and scored 11 points with career-high five rebounds in career-high 28 minutes in season opener against Lehigh (11/9).

As a Redshirt Freshman (2017-18): Played in 21 games off bench, including each of last 15 contests ... Averaged 3.3 points and 2.8 rebounds per game ... Shot 43.8 percent (14-32) from 3-point range ... Averaged 16.7 minutes per game in conference play ... Did not play in first three games of season (back) ... Made solid Miami debut with seven points and two rebounds in 12 minutes of action vs. La Salle (11/22) ... Scored nine points and added six rebounds against North Florida (11/25) ... Saw first action in ACC play in final minute of first half at NC State (1/21) ... Played 13 minutes off bench against Louisville and recorded career-high seven rebounds (1/24) ... Hit three straight 3-pointers in second half and scored career-high 12 points in win over Wake Forest (2/7) ... Nailed pair of 3-pointers and racked up three steals at Boston College (2/10) ... Played season-high 23 minutes and pulled down six rebounds in comeback win over Boston College (2/24).

As a Freshman (2016-17): Enrolled at Miami at the semester break ... Did not compete and redshirted.

High School: Won tournament MVP honors when he helped Rangitoto College win the SAS Secondary Schools National Championship. In the final game, he had 18 points, eight rebounds and four blocks ... Internationally, has represented New Zealand in the FIBA 3x3 U18 World Championship in Kazakhstan ... On the U17 team that won silver at the age-groups FIBA Oceania Championships ... Member of the U16 team that won bronze at the Australian State Championships ... Played in adidas Nations Tournament in Los Angeles, averaging 13.4 points and 6.4 rebounds in five outings, finishing 7-of-11 from long range in the event and to be named one of the top 10 players of the camp ... Played in the National Basketball Players Association (NBPA) Top 100 High School Basketball Camp in Charlottesville, Va. ... Named the most outstanding player at both the Nike All Asia Camp in Beijing and the Basketball Without Borders Camp in Australia ... Spent time with the Supercity Rangers and the Breakers Academy, which led him to a role as a development player for the SKYCITY Breakers ... Played games in the United States with Harbour Basketball.

Personal: Joins Hurricanes DJ Vasiljevic and Deng Gak, both of Australia, as the third player from the Australasia region of the South Pacific ... Majoring in geography with a minor in sociology ... Chose Miami over from Virginia, SMU and Utah.

WAARDENBURG CAREER STATISTICS														3-Point			Free Throws			Rebounds				Scoring									
Season	GP	GS	Min.	Avg.	FG	FGA	Pct.	FG	FGA	Pct.	FT	FTA	Pct.	Off.	Def.	Tot.	Avg.	PF	FO	Ast.	TO	Blk	Stl	Pts.	Avg.								
2016-17 DNP																																	
2017-18	21	0	310	14.8	24	58	.414	14	32	.438	7	8	.875	26	33	59	2.8	31	0	17	14	9	10	69	3.3								
2018-19	32	11	798	24.9	56	134	.418	19	54	.352	39	52	.750	35	78	113	3.5	71	0	38	37	11	16	170	5.3								
TOTAL	53	11	1108	20.9	80	192	.417	33	86	.384	46	60	.767	61	111	172	3.2	102	0	55	51	20	26	239	4.5								

2018-19	GS	Min	FG	3FG	FT	O-D-T	Avg	PF	FO	A	TO	Blk	Stl	Pts	Avg
Lehigh	*	28	3-7	1-2	4-4	3-2-5	5.0	1	0	2	1	0	1	11	11.0
SFA	*	33	1-6	0-2	0-1	0-4-4	4.5	3	0	5	2	0	1	2	6.5
Bethune-Cook	*	27	4-6	0-1	0-1	1-3-4	4.3	3	0	1	0	0	0	8	7.0
vs. La Salle	*	28	4-10	1-3	1-2	1-3-4	4.3	0	0	2	2	1	0	10	7.8
vs. Fresno St	*	24	1-5	0-2	4-5	1-3-4	4.2	2	0	0	0	0	1	6	7.4
vs. Seton Hall	*	24	2-4	0-1	1-2	0-5-5	4.3	1	0	0	2	0	1	5	7.0
Rutgers		17	1-7	0-3	0-0	1-2-3	4.1	0	0	0	2	0	0	2	6.3
vs. Yale		6	0-0	0-0	0-0	0-0-0	3.6	1	0	0	0	0	0	0	5.5
at Penn	*	37	5-7	2-3	2-3	2-1-3	3.6	2	0	0	1	0	0	14	6.4
Houston Bapt	*	24	2-3	0-1	2-2	1-2-3	3.5	4	0	1	1	1	1	6	6.4
Fla Atlantic	*	29	1-5	1-4	1-2	0-2-2	3.4	1	0	1	2	0	0	4	6.2
Campbell	*	27	1-4	0-1	0-0	0-4-4	3.4	4	0	1	2	1	1	2	5.8
NC State	*	15	0-2	0-1	0-0	0-0-0	3.2	4	0	0	1	0	0	0	5.4
at Louisville		25	1-5	0-2	0-0	4-4-8	3.5	2	0	1	2	0	0	2	5.1
at Florida St		14	0-0	0-0	4-4	0-0-0	3.3	0	0	0	0	0	0	4	5.1
Wake Forest		26	2-4	1-1	1-2	3-6-9	3.6	0	0	3	0	0	0	6	5.1
N Carolina		26	2-3	1-2	0-1	1-2-3	3.6	1	0	3	1	0	0	5	5.1
at Syracuse	*	22	0-2	0-1	0-0	1-2-3	3.6	3	0	1	5	0	0	0	4.8
Florida St		24	4-4	2-2	3-4	0-2-2	3.5	4	0	1	1	0	0	13	5.3
Virginia Tech		30	2-7	1-2	4-4	3-3-6	3.6	2	0	3	0	0	2	9	5.5
at Virginia		36	4-9	1-3	1-2	1-2-3	3.6	3	0	0	1	1	1	10	5.7
Notre Dame		27	1-4	0-1	0-0	2-3-5	3.6	3	0	0	2	1	0	2	5.5
at N Carolina		19	3-3	2-2	0-0	1-2-3	3.6	3	0	1	1	1	0	8	5.6
Clemson		30	1-2	1-1	3-4	1-1-2	3.5	2	0	0	0	1	0	6	5.6
at BC		28	3-3	2-2	2-2	2-3-5	3.6	4	0	2	1	1	1	10	5.8
Ga Tech		26	1-5	1-4	4-5	1-1-2	3.5	0	0	1	0	2	2	7	5.8
at Wake		29	1-3	0-2	2-2	1-0-1	3.4	3	0	3	1	1	2	4	5.8
at Duke		20	2-5	2-3	0-0	0-3-3	3.4	3	0	2	4	0	1	6	5.8
Pittsburgh		23	0-2	0-1	0-0	0-1-1	3.3	4	0	2	1	0	0	0	5.6
at Va Tech		23	0-1	0-1	0-0	1-4-5	3.4	3	0	0	1	0	0	0	5.4
vs. Wake		24	3-5	0-0	0-0	2-3-5	3.5	3	0	1	0	0	1	6	5.4
vs. Va Tech		27	1-1	0-0	0-0	1-5-6	3.5	2	0	1	0	0	0	2	5.3
2017-18	GS	Min	FG	3FG	FT	O-D-T	Avg	PF	FO	A	TO	Blk	Stl	Pts	Avg
Gardner-Webb		DNP	(back)												
Navy		DNP	(back)												
Florida A&M		DNP	(back)												
vs. La Salle		13	3-6	1-1	0-0	1-1-2	2.0	0	0	0	0	0	0	7	7.0
North Florida		16	4-9	1-2	0-0	4-2-6	4.0	3	0	1	1	1	1	9	8.0
at Minnesota		10	0-2	0-1	0-0	1-0-1	3.0	1	0	0	2	0	0	0	5.3
vs. Princeton		8	0-2	0-1	0-0	1-3-4	3.3	1	0	0	0	0	0	0	4.0
Boston Univ.		9	0-1	0-1	0-0	2-0-2	3.0	0	0	0	1	0	0	0	3.2
at George Wash		DNP													
at Hawai'i		DNP													
vs. NM State		3	0-1	0-0	0-0	0-0-0	2.5	0	0	0	1	0	0	0	2.7
vs. Middle Tenn		DNP													
at Pittsburgh		DNP													
at Ga Tech		DNP													
Florida State		DNP													
at Clemson		DNP													
Duke		DNP													
at NC State		1	0-0	0-0	0-0	0-0-0	2.1	0	0	0	0	0	1	0	2.3
Louisville		13	0-1	0-1	0-0	3-4-7	2.8	0	0	1	1	1	0	0	2.0
at Florida St		12	2-2	1-1	0-0	0-1-1	2.6	4	0	0	0	0	0	5	2.3
Pittsburgh		15	1-3	0-1	2-2	3-1-4	2.7	1	0	1	2	0	0	4	2.5
at Va Tech		21	1-1	1-1	0-0	0-5-5	2.9	3	0	0	1	1	0	3	2.5
Wake Forest		17	3-5	3-4	3-4	0-3-3	2.9	0	0	1	0	0	1	12	3.3
at Boston Coll.		16	2-3	2-3	0-0	0-0-0	2.7	0	0	0	0	0	3	6	3.5
Virginia		21	2-3	2-2	0-0	0-0-0	2.5	1	0	0	1	0	1	6	3.7
Syracuse		18	0-2	0-2	2-2	2-2-4	2.6	4	0	0	0	1	0	2	3.6
at Notre Dame		17	2-5	2-4	0-0	1-1-2	2.6	2	0	0	0	0	0	6	3.8
Boston Coll.		23	2-5	0-2	0-0	3-3-6	2.8	2	0	1	0	0	0	4	3.8
at N Carolina		23	1-3	1-3	0-0	0-2-2	2.7	4	0	4	1	1	2	3	3.7
Virginia Tech		20	0-2	0-2	0-0	2-3-5	2.8	3	0	1	1	1	1	0	3.5
vs. N Carolina		19	1-2	0-0	0-0	2-1-3	2.9	2	0	3	1	2	0	2	3.5
vs. Loyola		15	0-0	0-0	0-0	1-1-2	2.8	0	0	4	1	1	1	0	3.3

WAARDENBURG'S CAREER HIGHS

Points

Career: 14 at Penn, 12/4/18
ACC: 13 Florida State, 1/27/19

Rebounds

Career: 9 Wake Forest, 1/12/19
ACC: 9 Wake Forest, 1/12/19

Assists

Career: 5 Stephen F. Austin, 11/13/18
ACC: 4 at North Carolina, 2/27/18

Steals

Career: 3 at Boston College, 2/10/18
ACC: 3 at Boston College, 2/10/18

Blocked Shots

Career: 2 2x, last vs. Georgia Tech, 2/23/19
ACC: 2 Georgia Tech, 2/23/19

Field Goals

Career: 4 5x, last at Virginia, 2/2/19
ACC: 4 2x, last at Virginia, 2/2/19

Field-Goal Attempts

Career: 10 La Salle, 11/22/18
ACC: 9 at Virginia, 2/2/19

Free Throws

Career: 4 4x, last vs. Virginia Tech, 1/30/19
ACC: 4 4x, last vs. Virginia Tech, 1/30/19

Free-Throw Attempts

Career: 5 vs. Fresno State, 11/23/18
ACC: 4 5x, last vs. Clemson, 2/13/19

3-Point Field Goals

Career: 3 Wake Forest, 2/7/18
ACC: 3 Wake Forest, 2/7/18

3-Point Field-Goal Attempts

Career: 4 4x, last vs. Georgia Tech, 2/23/19
ACC: 4 3x, last vs. Georgia Tech, 2/23/19

Minutes

Career: 37 at Penn, 12/4/18
ACC: 36 at Virginia, 2/2/19



11

ANTHONY WALKER

FRESHMAN • 6-9 • 210 • FORWARD

BALTIMORE, MD.

BREWSTER ACADEMY (N.H.)

High School: Graduated from Brewster Academy (N.H.) ... Listed as a four-star prospect by ESPN, as well as a three-star recruit by 247Sports and Rivals ... Tabbed as the No. 33 power forward in the country by both 247Sports and Rivals ... McDonald's All-American Game nominee ... Helped Brewster win the National Prep Championships and a region championship, as well as reach the NEPSAC AAA title game, during his lone year with the team ... Led Perry Hall (Md.) to 4A state crowns, the first two in school history, as a junior and sophomore ... Attended Hope Academy (Ga.) as a freshman and did not play basketball ... Member of multiple high schools honor rolls ... Numerous NBA players have attended Brewster, including Will Barton, Donovan Mitchell, Thomas Robinson and TJ Warren.

Personal: Full name is Anthony Edward Walker III ... Born Feb. 9, 2001 ... Parents are Anthony Walker, Jr., and Towanda Hayes ... Has a younger brother, Darius ... Majoring in sociology ... Started playing competitive basketball as a 15-year-old sophomore ... Favorite athlete is Giannis Antetokounmpo ... Best sports memory is making a game-winning shot in the state playoffs as a junior ... Chose Miami because he felt was a great fit both basketball-wise and academically ... Committed to Miami over Kansas, Maryland, Pittsburgh, Seton Hall and VCU.



2

ISAIAH WONG

FRESHMAN • 6-3 • 170 • GUARD

PISCATAWAY, N.J.

MONSIGNOR BONNER (PA.)

High School: Graduated from Monsignor Bonner (Pa.) ... Consensus top-90, four-star recruit ... Ranked No. 78 nationally, including No. 12 among point guards, by Rivals ... Tabbed No. 83 in the country and No. 16 among shooting guards by ESPN ... Listed No. 87 overall, including No. 13 among combo guards, by 247Sports, as well as No. 79 nationally in its composite rankings ... McDonald's All-American Game nominee ... Helped Bonner go 22-6 and reach the 4A state finals his senior season, logging 29 points and eight rebounds in the title game ... Averaged 22.0 points and 7.4 rebounds per game, claiming a second straight Philadelphia Catholic League MVP distinction ... Posted 22.3 points and 6.9 boards per game as a junior, winning his first PCL MVP award ... Attended Notre Dame (N.J.) the first two years of his high school tenure ... Won the Mercer County Tournament title as a freshman ... Notable Bonner alums include former NBA general managers John Nash and Ed Stafanski, La Salle head men's basketball coach Ashley Howard, Villanova head women's basketball coach Harry Perretta, 1973 Heisman Trophy winner John Cappelletti and 12-year NFL veteran Anthony Becht.

Personal: Full name is Isaiah Robert-Johan Wong ... Nickname is Zay ... Born Jan. 28, 2001 ... Parents are Terrence and Lachelle Wong ... Has two older brothers, Brian and Tyler, and a younger brother, Elijah ... Majoring in sport administration ... Favorite athlete is Kobe Bryant ... Best sports memory is making a game-winning shot against Roman Catholic in a league game as a senior ... Chose Miami because he felt it was a great opportunity and he could have a big role ... Committed to Miami over Clemson, Connecticut, Pittsburgh and Villanova.



2018-19 SEASON IN REVIEW

Game Results.....	58
Season Statistics	59
ACC Statistics.....	60
Non-Conference Statistics	61
Win/Loss Statistics.....	62-63
Home/Away/Neutral Statistics.....	64-66
Team Game-by-Game Comparison	67
Team Game-by-Game	68
Opponent Game-by-Game.....	69
Team Game Highs/Lows	70-71
Opponent Game Highs/Lows.....	72-73
Player Game-by-Game Highs.....	74-75
Double-Doubles.....	75
Player Game Highs.....	76-77
Opponent Player Game Highs.....	78-79
Category Leaders	80-81
Player Game-by-Game Pts-Reb-Ast.....	82
Top Individual Performances & Trends.....	83
Box Scores	84-91
ACC Season in Review	92
ACC Awards	93
ACC Individual Leaders.....	94
ACC Team Statistics	95-96



GAME RESULTS

All games

RECORD:	OVERALL	HOME	AWAY	NEUTRAL
ALL GAMES	14-18	11-5	0-10	3-3
CONFERENCE	5-13	5-4	0-9	0-0
NON-CONFERENCE	9-5	6-1	0-1	3-3

Date	Opponent	Score	Att.	High Points	High Rebounds
11/09/18	LEHIGH	W 83-62	6799	(22)Chris Lykes	(12)Anthony Lawrence
11/13/18	STEPHEN F. AUSTIN	W 96-58	6066	(22)Ebuka Izundu	(19)Ebuka Izundu
11/17/18	BETHUNE-COOKMAN	W 78-70	6322	(21)Chris Lykes	(9)Anthony Lawrence
11/22/18	1vs La Salle	W 85-49	866	(18)Chris Lykes	(8)Ebuka Izundu
11/23/18	1vs Fresno State	W 78-76	906	(24)Zach Johnson	(6)Ebuka Izundu
11/25/18	1vs Seton Hall	81-83 L	1589	(18)Zach Johnson (18)Chris Lykes	(5)DJ Vasiljevic (5)Sam Waardenburg (5)Ebuka Izundu
11/28/18	2RUTGERS	54-57 L	6376	(16)Anthony Lawrence	(12)Ebuka Izundu
12/01/18	3vs Yale	73-77 L	5749	(19)Ebuka Izundu	(9)Ebuka Izundu
12/04/18	at Penn	75-89 L	3019	(17)Zach Johnson	(7)Ebuka Izundu
12/19/18	HOUSTON BAPTIST	W 80-73	6553	(17)Anthony Lawrence	(11)Ebuka Izundu
12/22/18	FLA. ATLANTIC	W 75-55	6222	(19)Ebuka Izundu	(13)Ebuka Izundu
12/29/18	CAMPBELL	W 73-62	6789	(22)Zach Johnson	(8)Anthony Lawrence (8)Ebuka Izundu
01/03/19	*NC STATE	82-87 L	6983	(28)Chris Lykes	(11)Ebuka Izundu
01/06/19	*at Louisville	73-90 L	15050	(19)DJ Vasiljevic (19)Zach Johnson	(10)Ebuka Izundu
01/09/19	*at Florida State	62-68 L	10531	(17)Chris Lykes	(9)Ebuka Izundu
01/12/19	*WAKE FOREST	W 76-65	7197	(25)Chris Lykes	(11)Ebuka Izundu
01/19/19	*NORTH CAROLINA	76-85 L	7131	(20)Chris Lykes	(8)Ebuka Izundu
1/24/19	*at Syracuse	53-73 L	21058	(11)DJ Vasiljevic	(10)Ebuka Izundu
01/27/19	*FLORIDA ST.	66-78 L	7122	(20)Zach Johnson	(7)Anthony Lawrence
01/30/19	*VIRGINIA TECH	70-82 L	6860	(19)Chris Lykes	(9)Anthony Lawrence
02/02/19	*at Virginia	46-56 L	13978	(16)Chris Lykes	(11)Ebuka Izundu
02/06/19	*NOTRE DAME	W 62-47	6372	(15)DJ Vasiljevic	(12)Anthony Lawrence
02/09/19	*at North Carolina	85-88 Lot	21383	(27)Chris Lykes	(10)Ebuka Izundu
02/13/19	*CLEMSON	W 65-64	6338	(22)DJ Vasiljevic	(8)Anthony Lawrence
02/17/19	*at Boston College	57-64 L	7251	(14)Ebuka Izundu	(9)Ebuka Izundu
02/23/19	*GEORGIA TECH	W 80-65	6813	(21)DJ Vasiljevic	(10)Anthony Lawrence
02/26/19	*at Wake Forest	75-76 L	5283	(26)Chris Lykes	(12)Anthony Lawrence
03/02/19	*at Duke	57-87 L	9314	(15)Anthony Lawrence (15)Ebuka Izundu	(9)Ebuka Izundu
03/05/19	*PITTSBURGH	W 76-63	6373	(27)Anthony Lawrence	(14)Ebuka Izundu
03/08/19	*at Virginia Tech	70-84 L	9275	(16)Ebuka Izundu (16)Chris Lykes	(11)Anthony Lawrence
03/12/19	4vs Wake Forest	W 79-71		(21)DJ Vasiljevic	(10)Anthony Lawrence
03/13/19	4vs Virginia Tech	56-71 L	19691	(19)Chris Lykes	(11)Anthony Lawrence

* = Conference game

1 = Wooden Legacy (Fullerton, Calif.)

2 = ACC/Big Ten Challenge (Coral Gables, Fla.)

3 = Hoophall Miami Invitational (Miami, Fla.)

4 = ACC Tournament (Charlotte, N.C.)

Attendance Summary	Games	Attend	Avg/Game
Home	16	106316	6645
Away	10	116142	11614
Neutral	6	28801	4800
Total	32	251259	7852



SEASON STATISTICS

All games

RECORD:	OVERALL	HOME	AWAY	NEUTRAL
ALL GAMES	14-18	11-5	0-10	3-3
CONFERENCE	5-13	5-4	0-9	0-0
NON-CONFERENCE	9-5	6-1	0-1	3-3

		Total				3-Point		F-Throw		Rebounds													
#	Player	gp-gs	min	avg	fg-fga	fg%	3fg-3fga	3fg%	ft-fita	ft%	off	def	tot	avg	pf	dq	a	to	blk	stl	pts	avg	
00	Chris Lykes	32-32	1082	33.8	171-421	.406	61-192	.318	114-146	.781	14	72	86	2.7	72	0	103	93	1	43	517	16.2	
03	Anthony Lawrence	32-32	1071	33.5	141-311	.453	51-147	.347	69-91	.758	29	185	214	6.7	62	0	100	80	23	39	402	12.6	
05	Zach Johnson	32-20	988	30.9	127-325	.391	33-114	.289	89-137	.650	12	77	89	2.8	65	0	78	63	12	53	376	11.8	
01	DJ Vasiljevic	32-25	1024	32.0	125-312	.401	81-221	.367	45-49	.918	33	111	144	4.5	50	0	37	27	1	22	376	11.8	
15	Ebuka Izundu	32-32	883	27.6	147-224	.656	1-3	.333	54-79	.684	110	156	266	8.3	100	6	33	44	39	26	349	10.9	
21	Sam Waardenburg	32-11	798	24.9	56-134	.418	19-54	.352	39-52	.750	35	78	113	3.5	71	0	38	37	11	16	170	5.3	
13	Anthony Mack	28-7	431	15.4	26-88	.295	18-65	.277	3-4	.750	6	23	29	1.0	28	0	19	14	4	12	73	2.6	
22	Deng Gak	8-1	117	14.6	8-24	.333	0-1	.000	4-10	.400	16	17	33	4.1	15	0	5	3	9	1	20	2.5	
02	Willie Herenton	16-0	30	1.9	4-11	.364	4-8	.500	2-2	1.000	1	1	2	0.1	2	0	0	0	0	14	0.9		
10	Dominic Proctor	1-0	1	1.0	0-0	.000	0-0	.000	0-0	.000	0	0	0	0.0	0	0	0	0	0	0	0.0		
Team												35		49	84	1							
Total.....		32	6425	805-1850		.435	268-805	.333	419-570	.735	291	769	1060	33.1	466	6	413	372	100	212	2297	71.8	
Opponents.....		32	6422	852-1888		.451	260-744	.349	311-428	.727	326	832	1158	36.2	546	-	455	435	91	182	2275	71.1	

TEAM STATISTICS		UM	OPP	Date	Opponent	Score	Att.		
SCORING		2297	2275	11/09/18	LEHIGH	W	83-62	6799	
Points per game		71.8	71.1	11/13/18	STEPHEN F. AUSTIN	W	96-58	6066	
Scoring margin		+0.7	-	11/17/18	BETHUNE-COOKMAN	W	78-70	6322	
FIELD GOALS-ATT		805-1850	852-1888	1	11/22/18	vs La Salle	W	85-49	866
Field goal pct		.435	.451	1	11/23/18	vs Fresno State	W	78-76	906
3 POINT FG-ATT		268-805	260-744	1	11/25/18	vs Seton Hall	L	81-83	1589
3-point FG pct		.333	.349	2	11/28/18	RUTGERS	L	54-57	6376
3-pt FG made per game		8.4	8.1	3	12/01/18	vs Yale	L	73-77	5749
FREE THROWS-ATT		419-570	311-428		12/04/18	at Penn	L	75-89	3019
Free throw pct		.735	.727		12/19/18	HOUSTON BAPTIST	W	80-73	6553
F-Throws made per game		13.1	9.7		12/22/18	FLA. ATLANTIC	W	75-55	6222
REBOUNDS		1060	1158		12/29/18	CAMPBELL	W	73-62	6789
Rebounds per game		33.1	36.2	*	01/03/19	NC STATE	L	82-87	6983
Rebounding margin		-3.1	-	*	01/06/19	at Louisville	L	73-90	15050
ASSISTS		413	455	*	01/09/19	at Florida State	L	62-68	10531
Assists per game		12.9	14.2	*	01/12/19	WAKE FOREST	W	76-65	7197
TURNOVERS		372	435	*	01/19/19	NORTH CAROLINA	L	76-85	7131
Turnovers per game		11.6	13.6	*	1/24/19	at Syracuse	L	53-73	21058
Turnover margin		+2.0	-	*	01/27/19	FLORIDA ST.	L	66-78	7122
Assist/turnover ratio		1.1	1.0	*	01/30/19	VIRGINIA TECH	L	70-82	6860
STEALS		212	182	*	02/02/19	at Virginia	L	46-56	13978
Steals per game		6.6	5.7	*	02/06/19	NOTRE DAME	W	62-47	6372
BLOCKS		100	91	*	02/09/19	at North Carolina	Lot	85-88	21383
Blocks per game		3.1	2.8	*	02/13/19	CLEMSON	W	65-64	6338
ATTENDANCE		106316	144943	*	02/17/19	at Boston College	L	57-64	7251
Home games-Avg/Game		16-6645	10-11614	*	02/23/19	GEORGIA TECH	W	80-65	6813
Neutral site-Avg/Game		-	6-4800	*	02/26/19	at Wake Forest	L	75-76	5283
				*	03/02/19	at Duke	L	57-87	9314
				*	03/05/19	PITTSBURGH	W	76-63	6373
				*	03/08/19	at Virginia Tech	L	70-84	9275
				4	03/12/19	vs Wake Forest	W	79-71	0
				4	03/13/19	vs Virginia Tech	L	56-71	19691
Score by Periods		1st	2nd	OT	Totals				
Miami (FL)		1091	1198	8	2297				
Opponents		1059	1205	11	2275				

- * = Conference game
- 1 = Wooden Legacy (Fullerton, Calif.)
- 2 = ACC/Big Ten Challenge (Coral Gables, Fla.)
- 3 = Hoophall Miami Invitational (Miami, Fla.)
- 4 = ACC Tournament (Charlotte, N.C.)



ACC STATISTICS

Conference games only

RECORD:	OVERALL	HOME	AWAY	NEUTRAL
ALL GAMES	5-13	5-4	0-9	0-0
CONFERENCE	5-13	5-4	0-9	0-0
NON-CONFERENCE	0-0	0-0	0-0	0-0

		Total				3-Point		F-Throw		Rebounds													
#	Player	gp-gs	min	avg	fg-fga	fg%	3fg-fga	3fg%	ft-fa	ft%	off	def	tot	avg	pf	dq	a	to	blk	stl	pts	avg	
00	Chris Lykes	18-18	626	34.8	94-241	.390	35-117	.299	63-78	.808	9	37	46	2.6	36	0	53	43	1	21	286	15.9	
03	Anthony Lawrence	18-18	590	32.8	74-165	.448	28-77	.364	43-58	.741	16	101	117	6.5	35	0	55	45	9	17	219	12.2	
05	Zach Johnson	18-15	584	32.4	69-195	.354	18-67	.269	46-69	.667	7	48	55	3.1	38	0	45	37	6	34	202	11.2	
15	Ebuka Izundu	18-18	507	28.2	80-126	.635	0-1	.000	29-41	.707	68	79	147	8.2	60	2	16	27	13	14	189	10.5	
01	DJ Vasiljevic	18-12	558	31.0	67-179	.374	38-123	.309	16-18	.889	18	62	80	4.4	28	0	14	9	1	16	188	10.4	
21	Sam Waardenburg	18-2	443	24.6	27-64	.422	14-31	.452	24-30	.800	22	39	61	3.4	44	0	23	22	8	9	92	5.1	
13	Anthony Mack	18-7	295	16.4	16-58	.276	11-42	.262	3-4	.750	4	17	21	1.2	15	0	13	10	3	9	46	2.6	
02	Willie Herenton	11-0	22	2.0	3-7	.429	3-6	.500	0-0	.000	0	1	1	0.1	2	0	0	0	0	0	9	0.8	
Team											19	28	47	1		1		8					
Total.....		18	3625		430-1035	.415	147-464	.317	224-298	.752	163	412	575	31.9	259	2	219	201	41	120	1231	68.4	
Opponents.....		18	3625		486-1060	.458	158-429	.368	192-252	.762	190	477	667	37.1	285	-	275	227	50	105	1322	73.4	

TEAM STATISTICS

	UM	OPP
SCORING	1231	1322
Points per game	68.4	73.4
Scoring margin	-5.1	-
FIELD GOALS-ATT	430-1035	486-1060
Field goal pct	.415	.458
3 POINT FG-ATT	147-464	158-429
3-point FG pct	.317	.368
3-pt FG made per game	8.2	8.8
FREE THROWS-ATT	224-298	192-252
Free throw pct	.752	.762
F-Throws made per game	12.4	10.7
REBOUNDS	575	667
Rebounds per game	31.9	37.1
Rebounding margin	-5.1	-
ASSISTS	219	275
Assists per game	12.2	15.3
TURNOVERS	201	227
Turnovers per game	11.2	12.6
Turnover margin	+1.4	-
Assist/turnover ratio	1.1	1.2
STEALS	120	105
Steals per game	6.7	5.8
BLOCKS	41	50
Blocks per game	2.3	2.8
ATTENDANCE	61189	113123
Home games-Avg/Game	9-6799	9-12569
Neutral site-Avg/Game	-	0-0

Date	Opponent	Score	Att.
* 01/03/19	NC STATE	L 82-87	6983
* 01/06/19	at Louisville	L 73-90	15050
* 01/09/19	at Florida State	L 62-68	10531
* 01/12/19	WAKE FOREST	w 76-65	7197
* 01/19/19	NORTH CAROLINA	L 76-85	7131
* 1/24/19	at Syracuse	L 53-73	21058
* 01/27/19	FLORIDA ST.	L 66-78	7122
* 01/30/19	VIRGINIA TECH	L 70-82	6860
* 02/02/19	at Virginia	L 46-56	13978
* 02/06/19	NOTRE DAME	w 62-47	6372
* 02/09/19	at North Carolina	Lot 85-88	21383
* 02/13/19	CLEMSON	w 65-64	6338
* 02/17/19	at Boston College	L 57-64	7251
* 02/23/19	GEORGIA TECH	w 80-65	6813
* 02/26/19	at Wake Forest	L 75-76	5283
* 03/02/19	at Duke	L 57-87	9314
* 03/05/19	PITTSBURGH	w 76-63	6373
* 03/08/19	at Virginia Tech	L 70-84	9275

* = Conference game

1 = Wooden Legacy (Fullerton, Calif.)

2 = ACC/Big Ten Challenge (Coral Gables, Fla.)

3 = Hoophall Miami Invitational (Miami, Fla.)

4 = ACC Tournament (Charlotte, N.C.)

Score by Periods	1st	2nd	OT	Totals
Miami (FL)	552	671	8	1231
Opponents	598	713	11	1322

NON-CONFERENCE STATISTICS

Non-conference games

RECORD:	OVERALL	HOME	AWAY	NEUTRAL
ALL GAMES	9-5	6-1	0-1	3-3
CONFERENCE	0-0	0-0	0-0	0-0
NON-CONFERENCE	9-5	6-1	0-1	3-3

#	Player	Total				3-Point		F-Throw		Rebounds															
		gp-gs	min	avg	fg-fga	fg%	3fg-fga	3fg%	ft-fa	ft%	off	def	tot	avg	pf	dq	a	to	blk	stl	pts	avg			
00	Chris Lykes	14-14	456	32.6	77-180	.428	26-75	.347	51-68	.750	5	35	40	2.9	36	0	50	50	0	22	231	16.5			
01	DJ Vasiljevic	14-13	466	33.3	58-133	.436	43-98	.439	29-31	.935	15	49	64	4.6	22	0	23	18	0	6	188	13.4			
03	Anthony Lawrence	14-14	481	34.4	67-146	.459	23-70	.329	26-33	.788	13	84	97	6.9	27	0	45	35	14	22	183	13.1			
05	Zach Johnson	14-5	404	28.9	58-130	.446	15-47	.319	43-68	.632	5	29	34	2.4	27	0	33	26	6	19	174	12.4			
15	Ebuka Izundu	14-14	376	26.9	67-98	.684	1-2	.500	25-38	.658	42	77	119	8.5	40	4	17	17	26	12	160	11.4			
21	Sam Waardenburg	14-9	355	25.4	29-70	.414	5-23	.217	15-22	.682	13	39	52	3.7	27	0	15	15	3	7	78	5.6			
13	Anthony Mack	10-0	136	13.6	10-30	.333	7-23	.304	0-0	.000	2	6	8	0.8	13	0	6	4	1	3	27	2.7			
22	Deng Gak	8-1	117	14.6	8-24	.333	0-1	.000	4-10	.400	16	17	33	4.1	15	0	5	3	9	1	20	2.5			
02	Willie Herenton	5-0	8	1.6	1-4	.250	1-2	.500	2-2	1.000	1	0	1	0.2	0	0	0	0	0	0	5	1.0			
10	Dominic Proctor	1-0	1	1.0	0-0	.000	0-0	.000	0-0	.000	0	0	0	0.0	0	0	0	0	0	0	0	0.0			
Team												16	21	37											
Total.....		14	2800			375-815	.460	121-341	.355	195-272	.717	128	357	485	34.6	207	4	194	171	59	92	1066	76.1		
Opponents.....		14	2797			366-828	.442	102-315	.324	119-176	.676	136	355	491	35.1	261	-	180	208	41	77	953	68.1		

TEAM STATISTICS	UM	OPP
SCORING	1066	953
Points per game	76.1	68.1
Scoring margin	+8.1	-
FIELD GOALS-ATT	375-815	366-828
Field goal pct	.460	.442
3 POINT FG-ATT	121-341	102-315
3-point FG pct	.355	.324
3-pt FG made per game	8.6	7.3
FREE THROWS-ATT	195-272	119-176
Free throw pct	.717	.676
F-Throws made per game	13.9	8.5
REBOUNDS	485	491
Rebounds per game	34.6	35.1
Rebounding margin	-0.4	-
ASSISTS	194	180
Assists per game	13.9	12.9
TURNOVERS	171	208
Turnovers per game	12.2	14.9
Turnover margin	+2.6	-
Assist/turnover ratio	1.1	0.9
STEALS	92	77
Steals per game	6.6	5.5
BLOCKS	59	41
Blocks per game	4.2	2.9
ATTENDANCE	45127	31820
Home games-Avg/Game	7-6447	1-3019
Neutral site-Avg/Game	-	6-4800

Date	Opponent	Score	Att.
11/09/18	LEHIGH	w 83-62	6799
11/13/18	STEPHEN F. AUSTIN	w 96-58	6066
11/17/18	BETHUNE-COOKMAN	w 78-70	6322
11/22/18	vs La Salle	w 85-49	866
11/23/18	vs Fresno State	w 78-76	906
11/25/18	vs Seton Hall	L 81-83	1589
11/28/18	RUTGERS	L 54-57	6376
12/01/18	vs Yale	L 73-77	5749
12/04/18	at Penn	L 75-89	3019
12/19/18	HOUSTON BAPTIST	w 80-73	6553
12/22/18	FLA. ATLANTIC	w 75-55	6222
12/29/18	CAMPBELL	w 73-62	6789
03/12/19	vs Wake Forest	w 79-71	0
03/13/19	vs Virginia Tech	L 56-71	19691

* = Conference game

1 = Wooden Legacy (Fullerton, Calif.)

2 = ACC/Big Ten Challenge (Coral Gables, Fla.)

3 = Hoophall Miami Invitational (Miami, Fla.)

4 = ACC Tournament (Charlotte, N.C.)

Score by Periods	1st	2nd	Totals
Miami (FL)	539	527	1066
Opponents	461	492	953



WIN STATISTICS

Games won

RECORD:	OVERALL	HOME	AWAY	NEUTRAL
ALL GAMES	14-0	11-0	0-0	3-0
CONFERENCE	5-0	5-0	0-0	0-0
NON-CONFERENCE	9-0	6-0	0-0	3-0

		Total				3-Point		F-Throw			Rebounds																			
#	Player	gp-gs	min	avg	fg-fga	fg%	3fg-fga	3fg%	ft-fa	ft%	off	def	tot	avg	pf	dq	a	to	blk	stl	pts	avg								
00	Chris Lykes	14-14	456	32.6	74-167	.443	25-69	.362	61-78	.782	6	35	41	2.9	34	0	45	37	0	21	234	16.7								
01	DJ Vasiljevic	14-12	457	32.6	70-150	.467	50-109	.459	28-30	.933	14	56	70	5.0	23	0	24	18	1	13	218	15.6								
03	Anthony Lawrence	14-14	479	34.2	69-144	.479	24-62	.387	30-35	.857	16	92	108	7.7	26	0	45	40	14	23	192	13.7								
15	Ebuka Izundu	14-14	374	26.7	68-95	.716	0-0	.000	24-37	.649	49	80	129	9.2	41	3	19	21	23	12	160	11.4								
05	Zach Johnson	14-6	419	29.9	49-127	.386	14-46	.304	39-60	.650	5	27	32	2.3	31	0	41	23	4	26	151	10.8								
21	Sam Waardenburg	14-8	376	26.9	25-68	.368	6-24	.250	20-28	.714	16	38	54	3.9	30	0	20	13	7	8	76	5.4								
13	Anthony Mack	12-2	162	13.5	14-34	.412	9-26	.346	3-4	.750	3	8	11	0.9	13	0	8	10	3	5	40	3.3								
22	Deng Gak	5-0	69	13.8	5-16	.313	0-1	.000	0-4	.000	10	11	21	4.2	9	0	4	1	6	1	10	2.0								
02	Willie Herenton	6-0	7	1.2	1-2	.500	1-2	.500	2-2	1.000	0	1	1	0.2	1	0	0	0	0	0	5	0.8								
10	Dominic Proctor	1-0	1	1.0	0-0	.000	0-0	.000	0-0	.000	0	0	0	0.0	0	0	0	0	0	0	0	0.0								
Team											16	21	37				5													
Total.....		14	2800		375-803	.467	129-339	.381	207-278	.745	135	369	504	36.0	208	3	206	168	58	109	1086	77.6								
Opponents.....		14	2797		329-825	.399	92-326	.282	130-186	.699	159	335	494	35.3	263	-	152	219	31	77	880	62.9								

TEAM STATISTICS	UM	OPP
SCORING	1086	880
Points per game	77.6	62.9
Scoring margin	+14.7	-
FIELD GOALS-ATT	375-803	329-825
Field goal pct	.467	.399
3 POINT FG-ATT	129-339	92-326
3-point FG pct	.381	.282
3-pt FG made per game	9.2	6.6
FREE THROWS-ATT	207-278	130-186
Free throw pct	.745	.699
F-Throws made per game	14.8	9.3
REBOUNDS	504	494
Rebounds per game	36.0	35.3
Rebounding margin	+0.7	-
ASSISTS	206	152
Assists per game	14.7	10.9
TURNOVERS	168	219
Turnovers per game	12.0	15.6
Turnover margin	+3.6	-
Assist/turnover ratio	1.2	0.7
STEALS	109	77
Steals per game	7.8	5.5
BLOCKS	58	31
Blocks per game	4.1	2.2
ATTENDANCE	71844	1772
Home games-Avg/Game	11-6531	0-0
Neutral site-Avg/Game	-	3-591

Date	Opponent	Score	Att.
11/09/18	LEHIGH	w 83-62	6799
11/13/18	STEPHEN F. AUSTIN	w 96-58	6066
11/17/18	BETHUNE-COOKMAN	w 78-70	6322
1 11/22/18	vs La Salle	w 85-49	866
1 11/23/18	vs Fresno State	w 78-76	906
12/19/18	HOUSTON BAPTIST	w 80-73	6553
12/22/18	FLA. ATLANTIC	w 75-55	6222
12/29/18	CAMPBELL	w 73-62	6789
* 01/12/19	WAKE FOREST	w 76-65	7197
* 02/06/19	NOTRE DAME	w 62-47	6372
* 02/13/19	CLEMSON	w 65-64	6338
* 02/23/19	GEORGIA TECH	w 80-65	6813
* 03/05/19	PITTSBURGH	w 76-63	6373
4 03/12/19	vs Wake Forest	w 79-71	0

* = Conference game

1 = Wooden Legacy (Fullerton, Calif.)

2 = ACC/Big Ten Challenge (Coral Gables, Fla.)

3 = Hoophall Miami Invitational (Miami, Fla.)

4 = ACC Tournament (Charlotte, N.C.)

Score by Periods	1st	2nd	Totals
Miami (FL)	523	563	1086
Opponents	397	483	880

LOSS STATISTICS

Games lost

RECORD:	OVERALL	HOME	AWAY	NEUTRAL
ALL GAMES	0-18	0-5	0-10	0-3
CONFERENCE	0-13	0-4	0-9	0-0
NON-CONFERENCE	0-5	0-1	0-1	0-3

		Total				3-Point		F-Throw			Rebounds													
#	Player	gp-gs	min	avg	fg-fga	fg%	3fg-fga	3fg%	ft-fta	ft%	off	def	tot	avg	pf	dq	a	to	blk	stl	pts	avg		
00	Chris Lykes	18-18	626	34.8	97-254	.382	36-123	.293	53-68	.779	8	37	45	2.5	38	0	58	56	1	22	283	15.7		
05	Zach Johnson	18-14	569	31.6	78-198	.394	19-68	.279	50-77	.649	7	50	57	3.2	34	0	37	40	8	27	225	12.5		
03	Anthony Lawrence	18-18	592	32.9	72-167	.431	27-85	.318	39-56	.696	13	93	106	5.9	36	0	55	40	9	16	210	11.7		
15	Ebuka Izundu	18-18	509	28.3	79-129	.612	1-3	.333	30-42	.714	61	76	137	7.6	59	3	14	23	16	14	189	10.5		
01	DJ Vasiljevic	18-13	567	31.5	55-162	.340	31-112	.277	17-19	.895	19	55	74	4.1	27	0	13	9	0	9	158	8.8		
21	Sam Waardenburg	18-3	422	23.4	31-66	.470	13-30	.433	19-24	.792	19	40	59	3.3	41	0	18	24	4	8	94	5.2		
22	Deng Gak	3-1	48	16.0	3-8	.375	0-0	.000	4-6	.667	6	6	12	4.0	6	0	1	2	3	0	10	3.3		
13	Anthony Mack	16-5	269	16.8	12-54	.222	9-39	.231	0-0	.000	3	15	18	1.1	15	0	11	4	1	7	33	2.1		
02	Willie Herenton	10-0	23	2.3	3-9	.333	3-6	.500	0-0	.000	1	0	1	0.1	1	0	0	0	0	0	9	0.9		
Team											19	28	47		1		6							
Total.....		18	3625		430-1047	.411	139-466	.298	212-292	.726	156	400	556	30.9	258	3	207	204	42	103	1211	67.3		
Opponents.....		18	3625		523-1063	.492	168-418	.402	181-242	.748	167	497	664	36.9	283	-	303	216	60	105	1395	77.5		

TEAM STATISTICS	UM	OPP
SCORING	1211	1395
Points per game	67.3	77.5
Scoring margin	-10.2	-
FIELD GOALS-ATT	430-1047	523-1063
Field goal pct	.411	.492
3 POINT FG-ATT	139-466	168-418
3-point FG pct	.298	.402
3-pt FG made per game	7.7	9.3
FREE THROWS-ATT	212-292	181-242
Free throw pct	.726	.748
F-Throws made per game	11.8	10.1
REBOUNDS	556	664
Rebounds per game	30.9	36.9
Rebounding margin	-6.0	-
ASSISTS	207	303
Assists per game	11.5	16.8
TURNOVERS	204	216
Turnovers per game	11.3	12.0
Turnover margin	+0.7	-
Assist/turnover ratio	1.0	1.4
STEALS	103	105
Steals per game	5.7	5.8
BLOCKS	42	60
Blocks per game	2.3	3.3
ATTENDANCE	34472	143171
Home games-Avg/Game	5-6894	10-11614
Neutral site-Avg/Game	-	3-9010

Date	Opponent	Score	Att.
1 11/25/18	vs Seton Hall	L 81-83	1589
2 11/28/18	RUTGERS	L 54-57	6376
3 12/01/18	vs Yale	L 73-77	5749
12/04/18	at Penn	L 75-89	3019
* 01/03/19	NC STATE	L 82-87	6983
* 01/06/19	at Louisville	L 73-90	15050
* 01/09/19	at Florida State	L 62-68	10531
* 01/19/19	NORTH CAROLINA	L 76-85	7131
* 1/24/19	at Syracuse	L 53-73	21058
* 01/27/19	FLORIDA ST.	L 66-78	7122
* 01/30/19	VIRGINIA TECH	L 70-82	6860
* 02/02/19	at Virginia	L 46-56	13978
* 02/09/19	at North Carolina	Lot 85-88	21383
* 02/17/19	at Boston College	L 57-64	7251
* 02/26/19	at Wake Forest	L 75-76	5283
* 03/02/19	at Duke	L 57-87	9314
* 03/08/19	at Virginia Tech	L 70-84	9275
4 03/13/19	vs Virginia Tech	L 56-71	19691

* = Conference game

1 = Wooden Legacy (Fullerton, Calif.)

2 = ACC/Big Ten Challenge (Coral Gables, Fla.)

3 = Hoophall Miami Invitational (Miami, Fla.)

4 = ACC Tournament (Charlotte, N.C.)

Score by Periods	1st	2nd	OT	Totals
Miami (FL)	568	635	8	1211
Opponents	662	722	11	1395



HOME STATISTICS

Home games

RECORD:	OVERALL	HOME	AWAY	NEUTRAL
ALL GAMES	11-5	11-5	0-0	0-0
CONFERENCE	5-4	5-4	0-0	0-0
NON-CONFERENCE	6-1	6-1	0-0	0-0

#	Player	Total			3-Point		F-Throw		Rebounds													
		gp-gs	min	avg	fg-fga	fg%	3fg-fga	3fg%	ft-fa	ft%	off	def	tot	avg	pf	dq	a	to	blk	stl	pts	avg
00	Chris Lykes	16-16	532	33.2	87-198	.439	33-89	.371	55-74	.743	7	30	37	2.3	35	0	57	43	0	23	262	16.4
03	Anthony Lawrence	16-16	536	33.5	82-162	.506	35-77	.455	32-41	.780	17	101	118	7.4	28	0	50	38	16	21	231	14.4
01	DJ Vasiljevic	16-12	507	31.7	63-158	.399	45-117	.385	31-33	.939	14	51	65	4.1	30	0	23	16	1	16	202	12.6
05	Zach Johnson	16-9	487	30.4	63-162	.389	20-63	.317	37-60	.617	7	39	46	2.9	34	0	43	30	7	33	183	11.4
15	Ebuka Izundu	16-16	453	28.3	78-116	.672	0-2	.000	27-42	.643	61	87	148	9.3	42	2	20	24	24	14	183	11.4
21	Sam Waardenburg	16-7	412	25.8	26-71	.366	9-29	.310	22-30	.733	17	38	55	3.4	36	0	24	16	6	8	83	5.2
13	Anthony Mack	13-4	210	16.2	15-47	.319	10-38	.263	3-4	.750	4	12	16	1.2	12	0	9	10	2	7	43	3.3
22	Deng Gak	4-0	56	14.0	2-14	.143	0-1	.000	1-6	.167	8	11	19	4.8	7	0	3	1	6	1	5	1.3
02	Willie Herenton	6-0	7	1.2	0-2	.000	0-2	.000	0-0	.000	0	1	1	0.2	1	0	0	0	0	0	0	0.0
Team											23	25	48				5					
Total.....		16	3200		416-930	.447	152-418	.364	208-290	.717	158	395	553	34.6	225	2	229	183	62	123	1192	74.5
Opponents.....		16	3197		400-938	.426	121-375	.323	152-210	.724	176	406	582	36.4	283	-	203	238	40	98	1073	67.1

TEAM STATISTICS	UM	OPP
SCORING	1192	1073
Points per game	74.5	67.1
Scoring margin	+7.4	-
FIELD GOALS-ATT	416-930	400-938
Field goal pct	.447	.426
3 POINT FG-ATT	152-418	121-375
3-point FG pct	.364	.323
3-pt FG made per game	9.5	7.6
FREE THROWS-ATT	208-290	152-210
Free throw pct	.717	.724
F-Throws made per game	13.0	9.5
REBOUNDS	553	582
Rebounds per game	34.6	36.4
Rebounding margin	-1.8	-
ASSISTS	229	203
Assists per game	14.3	12.7
TURNOVERS	183	238
Turnovers per game	11.4	14.9
Turnover margin	+3.4	-
Assist/turnover ratio	1.3	0.9
STEALS	123	98
Steals per game	7.7	6.1
BLOCKS	62	40
Blocks per game	3.9	2.5
ATTENDANCE	106316	0
Home games-Avg/Game	16-6645	0-0
Neutral site-Avg/Game	-	0-0

Date	Opponent	Score	Att.
11/09/18	LEHIGH	w 83-62	6799
11/13/18	STEPHENE F. AUSTIN	w 96-58	6066
11/17/18	BETHUNE-COOKMAN	w 78-70	6322
2 11/28/18	RUTGERS	L 54-57	6376
12/19/18	HOUSTON BAPTIST	w 80-73	6553
12/22/18	FLA. ATLANTIC	w 75-55	6222
12/29/18	CAMPBELL	w 73-62	6789
* 01/03/19	NC STATE	L 82-87	6983
* 01/12/19	WAKE FOREST	w 76-65	7197
* 01/19/19	NORTH CAROLINA	L 76-85	7131
* 01/27/19	FLORIDA ST.	L 66-78	7122
* 01/30/19	VIRGINIA TECH	L 70-82	6860
* 02/06/19	NOTRE DAME	w 62-47	6372
* 02/13/19	CLEMSON	w 65-64	6338
* 02/23/19	GEORGIA TECH	w 80-65	6813
* 03/05/19	PITTSBURGH	w 76-63	6373

* = Conference game

1 = Wooden Legacy (Fullerton, Calif.)

2 = ACC/Big Ten Challenge (Coral Gables, Fla.)

3 = Hoophall Miami Invitational (Miami, Fla.)

4 = ACC Tournament (Charlotte, N.C.)

Score by Periods	1st	2nd	Totals
Miami (FL)	564	628	1192
Opponents	488	585	1073

AWAY STATISTICS

Away games

RECORD:	OVERALL	HOME	AWAY	NEUTRAL
ALL GAMES	0-10	0-0	0-10	0-0
CONFERENCE	0-9	0-0	0-9	0-0
NON-CONFERENCE	0-1	0-0	0-1	0-0

		Total			3-Point		F-Throw			Rebounds													
#	Player	gp-gs	min	avg	fg-fga	fg%	3fg-fga	3fg%	ft-fa	ft%	off	def	tot	avg	pf	dq	a	to	blk	stl	pts	avg	
00	Chris Lykes	10-10	355	35.5	51-147	.347	18-73	.247	38-48	.792	4	28	32	3.2	21	0	34	26	1	11	158	15.8	
05	Zach Johnson	10-7	318	31.8	40-109	.367	9-35	.257	25-39	.641	4	25	29	2.9	19	0	16	25	5	14	114	11.4	
03	Anthony Lawrence	10-10	327	32.7	35-89	.393	13-45	.289	25-35	.714	6	49	55	5.5	18	0	31	22	3	9	108	10.8	
15	Ebuka Izundu	10-10	288	28.8	44-75	.587	0-0	.000	14-17	.824	41	41	82	8.2	36	2	8	12	8	10	102	10.2	
01	DJ Vasiljevic	10-8	312	31.2	33-91	.363	15-60	.250	3-4	.750	13	34	47	4.7	14	0	4	4	0	4	84	8.4	
21	Sam Waardenburg	10-2	253	25.3	19-38	.500	9-19	.474	11-13	.846	13	21	34	3.4	26	0	10	17	4	5	58	5.8	
13	Anthony Mack	10-3	154	15.4	7-27	.259	6-19	.316	0-0	.000	2	8	10	1.0	8	0	9	1	1	3	20	2.0	
02	Willie Herenton	8-0	18	2.3	3-5	.600	3-4	.750	0-0	.000	0	0	0	0.0	1	0	0	0	0	0	9	1.1	
											8	19	27		1		5						
Team.....		10	2025		232-581	.399	73-255	.286	116-156	.744	91	225	316	31.6	144	2	112	112	22	56	653	65.3	
Opponents.....		10	2025		286-598	.478	100-237	.422	103-137	.752	100	272	372	37.2	146	-	170	108	35	54	775	77.5	

TEAM STATISTICS	UM	OPP
SCORING	653	775
Points per game	65.3	77.5
Scoring margin	-12.2	-
FIELD GOALS-ATT	232-581	286-598
Field goal pct	.399	.478
3 POINT FG-ATT	73-255	100-237
3-point FG pct	.286	.422
3-pt FG made per game	7.3	10.0
FREE THROWS-ATT	116-156	103-137
Free throw pct	.744	.752
F-Throws made per game	11.6	10.3
REBOUNDS	316	372
Rebounds per game	31.6	37.2
Rebounding margin	-5.6	-
ASSISTS	112	170
Assists per game	11.2	17.0
TURNOVERS	112	108
Turnovers per game	11.2	10.8
Turnover margin	-0.4	-
Assist/turnover ratio	1.0	1.6
STEALS	56	54
Steals per game	5.6	5.4
BLOCKS	22	35
Blocks per game	2.2	3.5
ATTENDANCE	0	116142
Home games-Avg/Game	0-0	10-11614
Neutral site-Avg/Game	-	0-0

Date	Opponent	Score	Att.
12/04/18	at Penn	L 75-89	3019
* 01/06/19	at Louisville	L 73-90	15050
* 01/09/19	at Florida State	L 62-68	10531
* 1/24/19	at Syracuse	L 53-73	21058
* 02/02/19	at Virginia	L 46-56	13978
* 02/09/19	at North Carolina	Lot 85-88	21383
* 02/17/19	at Boston College	L 57-64	7251
* 02/26/19	at Wake Forest	L 75-76	5283
* 03/02/19	at Duke	L 57-87	9314
* 03/08/19	at Virginia Tech	L 70-84	9275

* = Conference game

1 = Wooden Legacy (Fullerton, Calif.)

2 = ACC/Big Ten Challenge (Coral Gables, Fla.)

3 = Hoophall Miami Invitational (Miami, Fla.)

4 = ACC Tournament (Charlotte, N.C.)

Score by Periods	1st	2nd	OT	Totals
Miami (FL)	292	353	8	653
Opponents	359	405	11	775



NEUTRAL SITE STATISTICS

Neutral site games

RECORD:	OVERALL	HOME	AWAY	NEUTRAL
ALL GAMES	3-3	0-0	0-0	3-3
CONFERENCE	0-0	0-0	0-0	0-0
NON-CONFERENCE	3-3	0-0	0-0	3-3

#	Player	gp-gs	min	avg	Total		3-Point		F-Throw		Rebounds										pts	avg
					fg-fga	fg%	3fg-fga	3fg%	ft-fa	ft%	off	def	tot	avg	pf	dq	a	to	blk	stl		
00	Chris Lykes	6-6	195	32.5	33-76	.434	10-30	.333	21-24	.875	3	14	17	2.8	16	0	12	24	0	9	97	16.2
01	DJ Vasiljevic	6-5	205	34.2	29-63	.460	21-44	.477	11-12	.917	6	26	32	5.3	6	0	10	7	0	2	90	15.0
05	Zach Johnson	6-4	183	30.5	24-54	.444	4-16	.250	27-38	.711	1	13	14	2.3	12	0	19	8	0	6	79	13.2
15	Ebuka Izundu	6-6	142	23.7	25-33	.758	1-1	1.000	13-20	.650	8	28	36	6.0	22	2	5	8	7	2	64	10.7
03	Anthony Lawrence	6-6	208	34.7	24-60	.400	3-25	.120	12-15	.800	6	35	41	6.8	16	0	19	20	4	9	63	10.5
21	Sam Waardenburg	6-2	133	22.2	11-25	.440	1-6	.167	6-9	.667	5	19	24	4.0	9	0	4	4	1	3	29	4.8
22	Deng Gak	4-1	61	15.3	6-10	.600	0-0	.000	3-4	.750	8	6	14	3.5	8	0	2	2	3	0	15	3.8
02	Willie Herenton	2-0	5	2.5	1-4	.250	1-2	.500	2-2	1.000	1	0	1	0.5	0	0	0	0	0	5	2.5	
13	Anthony Mack	5-0	67	13.4	4-14	.286	2-8	.250	0-0	.000	0	3	3	0.6	8	0	1	3	1	2	10	2.0
10	Dominic Proctor	1-0	1	1.0	0-0	.000	0-0	.000	0-0	.000	0	0	0	0.0	0	0	0	0	0	0	0	0.0
Team											4	5	9				1					
Total.....		6	1200		157-339	.463	43-132	.326	95-124	.766	42	149	191	31.8	97	2	72	77	16	33	452	75.3
Opponents.....		6	1200		166-352	.472	39-132	.295	56-81	.691	50	154	204	34.0	117	-	82	89	16	30	427	71.2

TEAM STATISTICS	UM	OPP
SCORING	452	427
Points per game	75.3	71.2
Scoring margin	+4.2	-
FIELD GOALS-ATT	157-339	166-352
Field goal pct	.463	.472
3 POINT FG-ATT	43-132	39-132
3-point FG pct	.326	.295
3-pt FG made per game	7.2	6.5
FREE THROWS-ATT	95-124	56-81
Free throw pct	.766	.691
F-Throws made per game	15.8	9.3
REBOUNDS	191	204
Rebounds per game	31.8	34.0
Rebounding margin	-2.2	-
ASSISTS	72	82
Assists per game	12.0	13.7
TURNOVERS	77	89
Turnovers per game	12.8	14.8
Turnover margin	+2.0	-
Assist/turnover ratio	0.9	0.9
STEALS	33	30
Steals per game	5.5	5.0
BLOCKS	16	16
Blocks per game	2.7	2.7
ATTENDANCE	0	28801
Home games-Avg/Game	0-0	0-0
Neutral site-Avg/Game	-	6-4800

Date	Opponent	Score	Att.
1 11/22/18	vs La Salle	w 85-49	866
1 11/23/18	vs Fresno State	w 78-76	906
1 11/25/18	vs Seton Hall	L 81-83	1589
3 12/01/18	vs Yale	L 73-77	5749
4 03/12/19	vs Wake Forest	w 79-71	0
4 03/13/19	vs Virginia Tech	L 56-71	19691

* = Conference game

1 = Wooden Legacy (Fullerton, Calif.)

2 = ACC/Big Ten Challenge (Coral Gables, Fla.)

3 = Hoophall Miami Invitational (Miami, Fla.)

4 = ACC Tournament (Charlotte, N.C.)

Score by Periods	1st	2nd	Totals
Miami (FL)	235	217	452
Opponents	212	215	427

TEAM GAME-BY-GAME COMPARISON

All games

Opponent	1st	2nd	Score	Mar	Total FG	FG Pct	3-Pointers	3FG Pct	Free Throws	FT Pct	Rebounds	Assist	T/Over	Block	Steal	Fouls	
LEHIGH	38/26	45/36	83-62	+21	23-61/21-61	377/344	14-32/8-21	438/381	23-33/12-21	719/571	4544	+1	15/6	11/18	9/4	8/5	17/24
STEPHEN F. AUSTIN	53/32	43/26	96-58	+38	37-69/24-61	536/393	11-23/4-13	478/308	11-18/6-7	611/857	4134	+7	22/8	8/18	6/4	10/5	11/15
BETHUNE-COOKMAN	30/31	49/39	78-70	+8	26-65/27-59	400/458	8-26/6-18	308/333	18-24/10-13	750/769	3840	+2	12/12	11/14	6/5	7/5	15/25
La Salle	49/18	36/31	85-49	+36	30-55/21-60	545/350	8-19/2-25	421/080	17-21/5-9	810/556	3928	+11	15/9	19/20	4/3	7/6	14/22
Fresno State	37/41	41/35	78-76	+2	25-57/27-58	439/466	7-22/9-23	318/391	21-28/13-18	750/722	2943	(14)	12/16	11/20	1/5	7/4	20/25
Seton Hall	45/45	36/38	81-83	(2)	30-55/34-65	545/523	7-20/6-23	350/261	14-18/9-14	778/643	2930	(1)	11/15	16/13	4/1	4/5	18/21
UTRGERS	24/28	30/29	54-57	(3)	22-65/24-59	338/407	7-28/6-24	250/250	3-7/3-6	429/500	4340	+3	12/10	13/14	5/8	5/8	12/13
Yale	49/39	24/38	73-77	(4)	26-63/30-58	413/517	6-26/4-18	231/222	15-18/13-17	833/765	3335	(2)	12/15	11/11	4/2	5/7	16/15
Penn	36/50	39/39	75-89	(14)	28-58/34-57	483/596	6-20/13-23	300/565	13-19/8-12	684/667	2434	(10)	10/23	7/9	2/3	2/4	16/18
HOUSTON BAPTIST	40/33	40/40	80-73	+7	29-57/27-55	509/491	11-28/11-23	393/478	11-17/8-14	647/571	3529	+6	17/15	14/17	7/1	9/5	13/14
FLA. ATLANTIC	46/23	29/32	75-55	+20	29-57/20-60	509/333	9-28/9-29	321/310	8-10/6-9	800/667	3535	-	21/11	12/16	4/0	10/3	13/16
CAMPBELL	37/26	36/36	73-62	+11	24-44/23-64	545/359	12-24/6-32	500/188	13-21/10-13	619/769	3331	+2	13/13	18/13	4/0	8/12	13/19
NC STATE	45/37	37/50	82-87	(5)	28-61/31-68	459/456	10-25/11-30	400/367	16-29/14-18	552/778	2951	(22)	12/17	7/16	1/3	7/4	14/23
Louisville	41/40	32/50	73-90	(17)	24-56/33-69	429/478	10-26/13-31	385/419	15-20/11-15	750/733	3539	(4)	7/19	13/7	0/1	4/1	16/16
Florida State	29/33	33/35	62-68	(6)	20-54/27-64	370/422	4-18/6-26	222/231	18-22/8-13	818/615	3138	(7)	10/15	12/9	0/3	3/7	15/20
WAKE FOREST	32/33	44/32	76-65	+11	23-48/25-73	479/342	11-25/7-33	440/212	19-23/8-9	826/889	3739	(2)	16/11	15/12	5/0	5/7	12/20
NORTH CAROLINA	37/37	39/48	76-85	(9)	27-55/33-60	491/550	9-21/9-20	429/450	13-18/10-14	722/714	2338	(15)	13/26	11/15	2/1	7/7	15/19
Syracuse	29/32	24/41	53-73	(20)	20-59/26-53	339/491	8-29/14-30	276/467	5-6/7-8	833/875	3928	+11	11/22	13/6	1/1	4/7	8/8
FLORIDA ST.	28/45	38/33	66-78	(12)	23-55/28-50	418/560	7-29/12-20	241/600	13-18/10-14	722/714	2634	(8)	11/20	10/14	3/4	5/5	17/17
VIRGINIA TECH	27/34	43/48	70-82	(12)	23-56/30-51	411/588	12-33/9-19	364/474	12-14/13-15	857/867	2728	(1)	14/13	16/15	1/3	11/11	12/14
Virginia	21/28	25/28	46-56	(10)	17-50/22-52	340/423	4-21/6-17	190/353	8-15/6-10	533/600	2442	(18)	6/16	7/14	2/6	6/5	14/10
NOTRE DAME	28/23	34/24	62-47	+15	27-62/18-56	435/321	4-22/4-28	182/143	4-5/7-7	800/1000	3933	+6	8/7	10/14	1/1	10/6	13/10
North Carolina	30/31	47/46	85-88	(3)	32-68/31-66	471/470	14-31/13-26	452/500	7-17/13-17	1000/765	3932	+7	14/15	16/10	3/4	6/9	16/13
CLEMSON	24/26	41/38	65-64	+1	21-54/23-55	389/418	10-25/3-19	400/158	13-17/15-15	765/1000	2938	(9)	9/8	7/11	4/2	3/5	16/17
Boston College	21/25	36/39	57-64	(7)	22-60/24-54	367/444	4-26/6-15	154/400	9-12/10-12	750/833	3140	(9)	11/11	10/15	2/2	5/5	15/12
GEORGIA TECH	39/23	41/42	80-65	+15	27-58/25-58	466/431	9-25/7-21	380/333	17-19/8-12	895/667	3533	+2	20/13	11/16	4/3	10/6	16/18
Wake Forest	35/28	40/48	75-76	(1)	20-54/24-61	370/393	11-31/9-26	355/346	24-29/19-23	828/826	3441	(7)	15/12	10/14	5/1	10/4	15/22
Duke	19/47	38/40	57-87	(30)	22-63/36-63	349/571	6-24/6-17	250/353	7-12/9-14	583/643	2945	(16)	11/18	16/16	3/4	11/10	16/14
PITTSBURGH	36/31	40/32	76-63	+13	27-63/21-48	429/438	6-24/9-25	333/360	14-18/12-23	778/522	3835	+3	14/13	9/15	0/1	8/4	16/19
Virginia Tech	31/45	39/39	70-84	(14)	27-59/29-59	458/492	6-29/14-26	207/538	10-14/12-13	714/923	3033	(3)	17/19	8/8	4/0	5/2	13/13
Wake Forest	34/31	45/40	79-71	+8	27-53/27-57	509/474	7-16/7-16	438/438	18-25/10-16	720/625	3132	(1)	12/10	12/15	3/2	7/4	19/19
Virginia Tech	21/38	35/33	56-71	(15)	19-56/27-54	339/500	8-29/11-27	276/407	10-14/6-7	714/857	3036	(6)	10/17	8/10	0/3	3/4	10/15

Note: Game totals are displayed in the format TEAM/OPPONENT for each category



TEAM GAME-BY-GAME

All games

TEAM STATISTICS

Opponent	Date	Score		Total		3-Pointers		Free throws		Rebounds				pf	a	t/o	blk	stl	pts	avg
				fg-fga	pct	3fg-fga	pct	ft-fa	pct	off	def	tot	avg							
LEHIGH	11/09/18	83-62	W	23-61	.377	14-32	.438	23-32	.719	13	32	45	45.0	17	15	11	9	8	83	83.0
STEPHEN F. AUSTIN	11/13/18	96-58	W	37-69	.536	11-23	.478	11-18	.611	17	24	41	43.0	11	22	8	6	10	96	89.5
BETHUNE-COOKMAN	11/17/18	78-70	W	26-65	.400	8-26	.308	18-24	.750	14	24	38	41.3	15	12	11	6	7	78	85.7
vs La Salle	11/22/18	85-49	W	30-55	.545	8-19	.421	17-21	.810	6	33	39	40.8	14	15	19	4	7	85	85.5
vs Fresno State	11/23/18	78-76	W	25-57	.439	7-22	.318	21-28	.750	7	22	29	38.4	20	12	11	1	7	78	84.0
vs Seton Hall	11/25/18	81-83	L	30-55	.545	7-20	.350	14-18	.778	4	25	29	36.8	18	11	16	4	4	81	83.5
RUTGERS	11/28/18	54-57	L	22-65	.338	7-28	.250	3-7	.429	14	29	43	37.7	12	12	13	5	5	54	79.3
vs Yale	12/01/18	73-77	L	26-63	.413	6-26	.231	15-18	.833	7	26	33	37.1	16	12	11	4	5	73	78.5
at Penn	12/04/18	75-89	L	28-58	.483	6-20	.300	13-19	.684	9	15	24	35.7	16	10	7	2	2	75	78.1
HOUSTON BAPTIST	12/19/18	80-73	W	29-57	.509	11-28	.393	11-17	.647	10	25	35	35.6	13	17	14	7	9	80	78.3
FLA. ATLANTIC	12/22/18	75-55	W	29-57	.509	9-28	.321	8-10	.800	4	31	35	35.5	13	21	12	4	10	75	78.0
CAMPBELL	12/29/18	73-62	W	24-44	.545	12-24	.500	13-21	.619	5	28	33	35.3	13	13	18	4	8	73	77.6
NC STATE	01/03/19	82-87	L	28-61	.459	10-25	.400	16-29	.552	9	20	29	34.8	14	12	7	1	7	82	77.9
at Louisville	01/06/19	73-90	L	24-56	.429	10-26	.385	15-20	.750	11	24	35	34.9	16	7	13	0	4	73	77.6
at Florida State	01/09/19	62-68	L	20-54	.370	4-18	.222	18-22	.818	8	23	31	34.6	15	10	12	0	3	62	76.5
WAKE FOREST	01/12/19	76-65	W	23-48	.479	11-25	.440	19-23	.826	6	31	37	34.8	12	16	15	5	5	76	76.5
NORTH CAROLINA	01/19/19	76-85	L	27-55	.491	9-21	.429	13-18	.722	6	17	23	34.1	15	13	11	2	7	76	76.5
at Syracuse	1/24/19	53-73	L	20-59	.339	8-29	.276	5-6	.833	15	24	39	34.3	8	11	13	1	4	53	75.2
FLORIDA ST.	01/27/19	66-78	L	23-55	.418	7-29	.241	13-18	.722	8	18	26	33.9	17	11	10	3	5	66	74.7
VIRGINIA TECH	01/30/19	70-82	L	23-56	.411	12-33	.364	12-14	.857	7	20	27	33.5	12	14	16	1	11	70	74.4
at Virginia	02/02/19	46-56	L	17-50	.340	4-21	.190	8-15	.533	5	19	24	33.1	14	6	7	2	6	46	73.1
NOTRE DAME	02/06/19	62-47	W	27-62	.435	4-22	.182	4-5	.800	11	28	39	33.4	13	8	10	1	10	62	72.6
at North Carolina	02/09/19	85-88	Lot	32-68	.471	14-31	.452	7-7	1.000	9	30	39	33.6	16	14	16	3	6	85	73.1
CLEMSON	02/13/19	65-64	W	21-54	.389	10-25	.400	13-17	.765	7	22	29	33.4	16	9	7	4	3	65	72.8
at Boston College	02/17/19	57-64	L	22-60	.367	4-26	.154	9-12	.750	9	22	31	33.3	15	11	10	2	5	57	72.2
GEORGIA TECH	02/23/19	80-65	W	27-58	.466	9-25	.360	17-19	.895	13	22	35	33.4	16	20	11	4	10	80	72.5
at Wake Forest	02/26/19	75-76	L	20-54	.370	11-31	.355	24-29	.828	8	26	34	33.4	15	15	10	5	10	75	72.6
at Duke	03/02/19	57-87	L	22-63	.349	6-24	.250	7-12	.583	11	18	29	33.2	16	11	16	3	11	57	72.0
PITTSBURGH	03/05/19	76-63	W	27-63	.429	8-24	.333	14-18	.778	14	24	38	33.4	16	14	9	0	8	76	72.1
at Virginia Tech	03/08/19	70-84	L	27-59	.458	6-29	.207	10-14	.714	6	24	30	33.3	13	17	8	4	5	70	72.1
vs Wake Forest	03/12/19	79-71	W	27-53	.509	7-16	.438	18-25	.720	8	23	31	33.2	19	12	12	3	7	79	72.3
vs Virginia Tech	03/13/19	56-71	L	19-56	.339	8-29	.276	10-14	.714	10	20	30	33.1	10	10	8	0	3	56	71.8
Miami (FL)		2297		805-1850	.435	268-805	.333	419-570	.735	291	769	1060	33.1	466	413	372	100	212	2297	71.8
Opponents		2275		852-1888	.451	260-744	.349	311-428	.727	326	832	1158	36.2	546	455	435	91	182	2275	71.1

Games played: 32

Points/game: 71.8

FG Pct: 43.5

3FG Pct: 33.3

FT Pct: 73.5

Rebounds/game: 33.1

Assists/game: 12.9

Turnovers/game: 11.6

Assist/turnover ratio: 1.1

Steals/game: 6.6

Blocks/game: 3.1

OPPONENT GAME-BY-GAME

All games

OPPONENT STATISTICS

Opponent	Date	Score		Total		3-Pointers		Free throws		Rebounds								pts	avg	
				fg-fga	pct	3fg-fga	pct	ft-fita	pct	off	def	tot	avg	pf	a	tlo	blk			stl
LEHIGH	11/09/18	83-62	W	21-61	.344	8-21	.381	12-21	.571	13	31	44	44.0	24	6	18	4	5	62	62.0
STEPHEN F. AUSTIN	11/13/18	96-58	W	24-61	.393	4-13	.308	6-7	.857	14	20	34	39.0	15	8	18	4	5	58	60.0
BETHUNE-COOKMAN	11/17/18	78-70	W	27-59	.458	6-18	.333	10-13	.769	11	29	40	39.3	25	12	14	5	5	70	63.3
vs La Salle	11/22/18	85-49	W	21-60	.350	2-25	.080	5-9	.556	8	20	28	36.5	22	9	20	3	6	49	59.8
vs Fresno State	11/23/18	78-76	W	27-58	.466	9-23	.391	13-18	.722	13	30	43	37.8	25	16	20	5	4	76	63.0
vs Seton Hall	11/25/18	81-83	L	34-65	.523	6-23	.261	9-14	.643	7	23	30	36.5	21	15	13	1	5	83	66.3
RUTGERS	11/28/18	54-57	L	24-59	.407	6-24	.250	3-6	.500	8	32	40	37.0	13	10	14	8	8	57	65.0
vs Yale	12/01/18	73-77	L	30-58	.517	4-18	.222	13-17	.765	4	31	35	36.8	15	15	11	2	7	77	66.5
at Penn	12/04/18	75-89	L	34-57	.596	13-23	.565	8-12	.667	9	25	34	36.4	18	23	9	3	4	89	69.0
HOUSTON BAPTIST	12/19/18	80-73	W	27-55	.491	11-23	.478	8-14	.571	7	22	29	35.7	14	15	17	1	5	73	69.4
FLA. ATLANTIC	12/22/18	75-55	W	20-60	.333	9-29	.310	6-9	.667	11	24	35	35.6	16	11	16	0	3	55	68.1
CAMPBELL	12/29/18	73-62	W	23-64	.359	6-32	.188	10-13	.769	13	18	31	35.2	19	13	13	0	12	62	67.6
NC STATE	01/03/19	82-87	L	31-68	.456	11-30	.367	14-18	.778	18	33	51	36.5	23	17	16	3	4	87	69.1
at Louisville	01/06/19	73-90	L	33-69	.478	13-31	.419	11-15	.733	15	24	39	36.6	16	19	7	1	1	90	70.6
at Florida State	01/09/19	62-68	L	27-64	.422	6-26	.231	8-13	.615	11	27	38	36.7	20	15	9	3	7	68	70.4
WAKE FOREST	01/12/19	76-65	W	25-73	.342	7-33	.212	8-9	.889	18	21	39	36.9	20	11	12	0	7	65	70.1
NORTH CAROLINA	01/19/19	76-85	L	33-60	.550	9-20	.450	10-14	.714	13	25	38	36.9	19	26	15	1	7	85	70.9
at Syracuse	1/24/19	53-73	L	26-53	.491	14-30	.467	7-8	.875	4	24	28	36.4	8	22	6	11	7	73	71.1
FLORIDA ST.	01/27/19	66-78	L	28-50	.560	12-20	.600	10-14	.714	6	28	34	36.3	17	20	14	4	5	78	71.4
VIRGINIA TECH	01/30/19	70-82	L	30-51	.588	9-19	.474	13-15	.867	3	25	28	35.9	14	13	15	3	11	82	71.9
at Virginia	02/02/19	46-56	L	22-52	.423	6-17	.353	6-10	.600	12	30	42	36.2	10	16	14	6	5	56	71.2
NOTRE DAME	02/06/19	62-47	W	18-56	.321	4-28	.143	7-7	1.000	9	24	33	36.0	10	7	14	1	6	47	70.1
at North Carolina	02/09/19	85-88	Lot	31-66	.470	13-26	.500	13-17	.765	6	26	32	35.9	13	15	10	4	9	88	70.9
CLEMSON	02/13/19	65-64	W	23-55	.418	3-19	.158	15-15	1.000	10	28	38	36.0	17	8	11	2	5	64	70.6
at Boston College	02/17/19	57-64	L	24-54	.444	6-15	.400	10-12	.833	10	30	40	36.1	12	11	15	2	5	64	70.3
GEORGIA TECH	02/23/19	80-65	W	25-58	.431	7-21	.333	8-12	.667	13	20	33	36.0	18	13	16	3	6	65	70.1
at Wake Forest	02/26/19	75-76	L	24-61	.393	9-26	.346	19-23	.826	15	26	41	36.2	22	12	14	1	4	76	70.3
at Duke	03/02/19	57-87	L	36-63	.571	6-17	.353	9-14	.643	12	33	45	36.5	14	18	16	4	10	87	70.9
PITTSBURGH	03/05/19	76-63	W	21-48	.438	9-25	.360	12-23	.522	9	26	35	36.4	19	13	15	1	4	63	70.7
at Virginia Tech	03/08/19	70-84	L	29-59	.492	14-26	.538	12-13	.923	6	27	33	36.3	13	19	8	0	2	84	71.1
vs Wake Forest	03/12/19	79-71	W	27-57	.474	7-16	.438	10-16	.625	10	22	32	36.2	19	10	15	2	4	71	71.1
vs Virginia Tech	03/13/19	56-71	L	27-54	.500	11-27	.407	6-7	.857	8	28	36	36.2	15	17	10	3	4	71	71.1
Opponents		2275		852-1888	.451	260-744	.349	311-428	.727	326	832	1158	36.2	546	455	435	91	182	2275	71.1
Miami (FL)		2297		805-1850	.435	268-805	.333	419-570	.735	291	769	1060	33.1	466	413	372	100	212	2297	71.8

Games played: 32
Points/game: 71.1
FG Pct: 45.1
3FG Pct: 34.9
FT Pct: 72.7

Rebounds/game: 36.2
Assists/game: 14.2
Turnovers/game: 13.6
Assist/turnover ratio: 1.0
Steals/game: 5.7
Blocks/game: 2.8



TEAM GAME HIGHS

All games

Miami (FL) - TEAM GAME HIGHS

POINTS	96	STEPHEN F. AUSTIN (11/13/18)
	85	at North Carolina (02/09/19)
	85	vs La Salle (11/22/18)
	83	LEHIGH (11/09/18)
	82	NC STATE (01/03/19)
FIELD GOALS MADE	37	STEPHEN F. AUSTIN (11/13/18)
	32	at North Carolina (02/09/19)
FIELD GOAL ATTEMPTS	69	STEPHEN F. AUSTIN (11/13/18)
	68	at North Carolina (02/09/19)
FIELD GOAL PERCENTAGE	.545 (30-55)	vs Seton Hall (11/25/18)
	.545 (30-55)	vs La Salle (11/22/18)
	.545 (24-44)	CAMPBELL (12/29/18)
3 PT FIELD GOALS MADE	14	at North Carolina (02/09/19)
	14	LEHIGH (11/09/18)
3 PT FG ATTEMPTS	33	VIRGINIA TECH (01/30/19)
	32	LEHIGH (11/09/18)
3 PT FG PERCENTAGE	.500 (12-24)	CAMPBELL (12/29/18)
	.478 (11-23)	STEPHEN F. AUSTIN (11/13/18)
FREE THROWS MADE	24	at Wake Forest (02/26/19)
	23	LEHIGH (11/09/18)
FREE THROW ATTEMPTS	32	LEHIGH (11/09/18)
	29	at Wake Forest (02/26/19)
	29	NC STATE (01/03/19)
FREE THROW PERCENTAGE	1.000 (7-7)	at North Carolina (02/09/19)
	.895 (17-19)	GEORGIA TECH (02/23/19)
REBOUNDS	45	LEHIGH (11/09/18)
	43	RUTGERS (11/28/18)
ASSISTS	22	STEPHEN F. AUSTIN (11/13/18)
	21	FLA. ATLANTIC (12/22/18)
STEALS	11	at Duke (03/02/19)
	11	VIRGINIA TECH (01/30/19)
BLOCKED SHOTS	9	LEHIGH (11/09/18)
	7	HOUSTON BAPTIST (12/19/18)
TURNOVERS	19	vs La Salle (11/22/18)
	18	CAMPBELL (12/29/18)
FOULS	20	vs Fresno State (11/23/18)
	19	vs Wake Forest (03/12/19)

TEAM GAME LOWS

All games

Miami (FL) - GAME LOWS

POINTS	46	at Virginia (02/02/19)
	53	at Syracuse (1/24/19)
	54	RUTGERS (11/28/18)
	56	vs Virginia Tech (03/13/19)
	57	at Boston College (02/17/19)
	57	at Duke (03/02/19)
FIELD GOALS MADE	17	at Virginia (02/02/19)
	19	vs Virginia Tech (03/13/19)
FIELD GOAL ATTEMPTS	44	CAMPBELL (12/29/18)
	48	WAKE FOREST (01/12/19)
FIELD GOAL PERCENTAGE	.338 (22-65)	RUTGERS (11/28/18)
	.339 (20-59)	at Syracuse (1/24/19)
3 PT FIELD GOALS MADE	4	at Florida State (01/09/19)
	4	at Virginia (02/02/19)
	4	NOTRE DAME (02/06/19)
	4	at Boston College (02/17/19)
3 PT FG ATTEMPTS	16	vs Wake Forest (03/12/19)
	18	at Florida State (01/09/19)
3 PT FG PERCENTAGE	.154 (4-26)	at Boston College (02/17/19)
	.182 (4-22)	NOTRE DAME (02/06/19)
FREE THROWS MADE	3	RUTGERS (11/28/18)
	4	NOTRE DAME (02/06/19)
FREE THROW ATTEMPTS	5	NOTRE DAME (02/06/19)
	6	at Syracuse (1/24/19)
FREE THROW PERCENTAGE	.429 (3-7)	RUTGERS (11/28/18)
	.533 (8-15)	at Virginia (02/02/19)
REBOUNDS	23	NORTH CAROLINA (01/19/19)
	24	at Penn (12/04/18)
	24	at Virginia (02/02/19)
ASSISTS	6	at Virginia (02/02/19)
	7	at Louisville (01/06/19)
STEALS	2	at Penn (12/04/18)
	3	at Florida State (01/09/19)
	3	CLEMSON (02/13/19)
	3	vs Virginia Tech (03/13/19)
BLOCKED SHOTS	0	at Louisville (01/06/19)
	0	at Florida State (01/09/19)
	0	PITTSBURGH (03/05/19)
	0	vs Virginia Tech (03/13/19)
TURNOVERS	7	at Penn (12/04/18)
	7	NC STATE (01/03/19)
	7	at Virginia (02/02/19)
	7	CLEMSON (02/13/19)
FOULS	8	at Syracuse (1/24/19)
	10	vs Virginia Tech (03/13/19)



OPPONENT GAME HIGHS

All games

Opponent - GAME HIGHS

POINTS	90	at Louisville (01/06/19)
	89	at Penn (12/04/18)
	88	at North Carolina (02/09/19)
	87	at Duke (03/02/19)
	87	NC STATE (01/03/19)
FIELD GOALS MADE	36	at Duke (03/02/19)
	34	at Penn (12/04/18)
	34	vs Seton Hall (11/25/18)
FIELD GOAL ATTEMPTS	73	WAKE FOREST (01/12/19)
	69	at Louisville (01/06/19)
FIELD GOAL PERCENTAGE	.596 (34-57)	at Penn (12/04/18)
	.588 (30-51)	VIRGINIA TECH (01/30/19)
3 PT FIELD GOALS MADE	14	at Virginia Tech (03/08/19)
	14	at Syracuse (1/24/19)
3 PT FG ATTEMPTS	33	WAKE FOREST (01/12/19)
	32	CAMPBELL (12/29/18)
3 PT FG PERCENTAGE	.600 (12-20)	FLORIDA ST. (01/27/19)
	.565 (13-23)	at Penn (12/04/18)
FREE THROWS MADE	19	at Wake Forest (02/26/19)
	15	CLEMSON (02/13/19)
FREE THROW ATTEMPTS	23	PITTSBURGH (03/05/19)
	23	at Wake Forest (02/26/19)
FREE THROW PERCENTAGE	1.000 (15-15)	CLEMSON (02/13/19)
	1.000 (7-7)	NOTRE DAME (02/06/19)
REBOUNDS	51	NC STATE (01/03/19)
	45	at Duke (03/02/19)
ASSISTS	26	NORTH CAROLINA (01/19/19)
	23	at Penn (12/04/18)
STEALS	12	CAMPBELL (12/29/18)
	11	VIRGINIA TECH (01/30/19)
BLOCKED SHOTS	11	at Syracuse (1/24/19)
	8	RUTGERS (11/28/18)
TURNOVERS	20	vs Fresno State (11/23/18)
	20	vs La Salle (11/22/18)
FOULS	25	vs Fresno State (11/23/18)
	25	BETHUNE-COOKMAN (11/17/18)

OPPONENT GAME LOWS

All games

Opponent - GAME LOWS

POINTS	47	NOTRE DAME (02/06/19)
	49	vs La Salle (11/22/18)
	55	FLA. ATLANTIC (12/22/18)
	56	at Virginia (02/02/19)
	57	RUTGERS (11/28/18)
FIELD GOALS MADE	18	NOTRE DAME (02/06/19)
	20	FLA. ATLANTIC (12/22/18)
FIELD GOAL ATTEMPTS	48	PITTSBURGH (03/05/19)
	50	FLORIDA ST. (01/27/19)
FIELD GOAL PERCENTAGE	.321 (18-56)	NOTRE DAME (02/06/19)
	.333 (20-60)	FLA. ATLANTIC (12/22/18)
3 PT FIELD GOALS MADE	2	vs La Salle (11/22/18)
	3	CLEMSON (02/13/19)
3 PT FG ATTEMPTS	13	STEPHEN F. AUSTIN (11/13/18)
	15	at Boston College (02/17/19)
3 PT FG PERCENTAGE	.080 (2-25)	vs La Salle (11/22/18)
	.143 (4-28)	NOTRE DAME (02/06/19)
FREE THROWS MADE	3	RUTGERS (11/28/18)
	5	vs La Salle (11/22/18)
FREE THROW ATTEMPTS	6	RUTGERS (11/28/18)
	7	STEPHEN F. AUSTIN (11/13/18)
	7	NOTRE DAME (02/06/19)
	7	vs Virginia Tech (03/13/19)
FREE THROW PERCENTAGE	.500 (3-6)	RUTGERS (11/28/18)
	.522 (12-23)	PITTSBURGH (03/05/19)
REBOUNDS	28	vs La Salle (11/22/18)
	28	at Syracuse (1/24/19)
	28	VIRGINIA TECH (01/30/19)
ASSISTS	6	LEHIGH (11/09/18)
	7	NOTRE DAME (02/06/19)
STEALS	1	at Louisville (01/06/19)
	2	at Virginia Tech (03/08/19)
BLOCKED SHOTS	0	FLA. ATLANTIC (12/22/18)
	0	CAMPBELL (12/29/18)
	0	WAKE FOREST (01/12/19)
	0	at Virginia Tech (03/08/19)
TURNOVERS	6	at Syracuse (1/24/19)
	7	at Louisville (01/06/19)
FOULS	8	at Syracuse (1/24/19)
	10	at Virginia (02/02/19)
	10	NOTRE DAME (02/06/19)



PLAYER GAME-BY-GAME HIGHS

All games

Opponent	Date	Score	Points	Rebounds	Assists	Steals	Blocked shots
LEHIGH	11/09/18	83-62	22-Chris Lykes	12-Anthony Lawrence	4-Chris Lykes	3-Anthony Lawrence	3-Deng Gak Ebuka Izundu Anthony Lawrence
STEPHEN F. AUSTIN	11/13/18	96-58	22-Ebuka Izundu	19-Ebuka Izundu	6-Chris Lykes	3-Ebuka Izundu Chris Lykes	4-Ebuka Izundu
BETHUNE-COOKMAN	11/17/18	78-70	21-Chris Lykes	9-Anthony Lawrence	6-Chris Lykes	3-DJ Vasiljevic	3-Ebuka Izundu
vs La Salle	11/22/18	85-49	18-Chris Lykes	8-Ebuka Izundu	5-Zach Johnson	2-Chris Lykes Anthony Lawrence	2-Anthony Lawrence
vs Fresno State	11/23/18	78-76	24-Zach Johnson	6-Ebuka Izundu	3-Zach Johnson Anthony Lawrence	3-Chris Lykes	1-Ebuka Izundu
vs Seton Hall	11/25/18	81-83	18-Chris Lykes Zach Johnson	5-Ebuka Izundu Sam Waardenburg DJ Vasiljevic	5-DJ Vasiljevic	2-Chris Lykes	2-Ebuka Izundu
RUTGERS	11/28/18	54-57	16-Anthony Lawrence	12-Ebuka Izundu	4-Anthony Lawrence Chris Lykes	3-Zach Johnson	2-Anthony Lawrence Zach Johnson
vs Yale	12/01/18	73-77	19-Ebuka Izundu	9-Ebuka Izundu	5-Zach Johnson	2-Anthony Lawrence	2-Deng Gak Ebuka Izundu
at Penn	12/04/18	75-89	17-Zach Johnson	7-Ebuka Izundu	5-Chris Lykes	2-Ebuka Izundu	1-Zach Johnson Anthony Lawrence
HOUSTON BAPTIST	12/19/18	80-73	17-Anthony Lawrence	11-Ebuka Izundu	4-Chris Lykes DJ Vasiljevic	3-Zach Johnson Anthony Lawrence	4-Ebuka Izundu
FLA. ATLANTIC	12/22/18	75-55	19-Ebuka Izundu	13-Ebuka Izundu	8-Anthony Lawrence	3-Chris Lykes	3-Ebuka Izundu
CAMPBELL	12/29/18	73-62	22-Zach Johnson	8-Ebuka Izundu Anthony Lawrence	3-Anthony Lawrence	2-Chris Lykes Zach Johnson Anthony Lawrence	1-Zach Johnson Anthony Lawrence Sam Waardenburg Ebuka Izundu
NC STATE	01/03/19	82-87	28-Chris Lykes	11-Ebuka Izundu	4-Zach Johnson	2-Zach Johnson Anthony Lawrence	1-Anthony Lawrence
at Louisville	01/06/19	73-90	19-Zach Johnson DJ Vasiljevic	10-Ebuka Izundu	4-Chris Lykes	3-Zach Johnson	None
at Florida State	01/09/19	62-68	17-Chris Lykes	9-Ebuka Izundu	4-Anthony Mack	2-Zach Johnson	None
WAKE FOREST	01/12/19	76-65	25-Chris Lykes	11-Ebuka Izundu	4-Chris Lykes	2-Zach Johnson	2-Anthony Lawrence
NORTH CAROLINA	01/19/19	76-85	20-Chris Lykes	8-Ebuka Izundu	6-Chris Lykes	2-Zach Johnson Chris Lykes	1-Anthony Lawrence Ebuka Izundu
at Syracuse	1/24/19	53-73	11-DJ Vasiljevic	10-Ebuka Izundu	3-Anthony Lawrence	2-Chris Lykes Anthony Lawrence	1-Chris Lykes
FLORIDA ST.	01/27/19	66-78	20-Zach Johnson	7-Anthony Lawrence	4-Anthony Lawrence Zach Johnson	2-Zach Johnson DJ Vasiljevic	2-Ebuka Izundu
VIRGINIA TECH	01/30/19	70-82	19-Chris Lykes	9-Anthony Lawrence	4-Chris Lykes	3-Zach Johnson	1-Zach Johnson
at Virginia	02/02/19	46-56	16-Chris Lykes	11-Ebuka Izundu	3-Anthony Lawrence	1-Ebuka Izundu DJ Vasiljevic Sam Waardenburg Chris Lykes Zach Johnson Anthony Lawrence	1-Zach Johnson Sam Waardenburg
NOTRE DAME	02/06/19	62-47	15-DJ Vasiljevic	12-Anthony Lawrence	3-Zach Johnson	3-Zach Johnson	1-Sam Waardenburg
at North Carolina	02/09/19	85-88	27-Chris Lykes	10-Ebuka Izundu	5-Anthony Lawrence	2-Zach Johnson	2-Ebuka Izundu
CLEMSON	02/13/19	65-64	22-DJ Vasiljevic	8-Anthony Lawrence	3-Zach Johnson	1-DJ Vasiljevic Anthony Lawrence Zach Johnson	2-Anthony Lawrence
at Boston College	02/17/19	57-64	14-Ebuka Izundu	9-Ebuka Izundu	4-Chris Lykes	3-Zach Johnson	1-Ebuka Izundu Sam Waardenburg
GEORGIA TECH	02/23/19	80-65	21-DJ Vasiljevic	10-Anthony Lawrence	9-Anthony Lawrence	3-Zach Johnson	2-Sam Waardenburg

PLAYER GAME-BY-GAME HIGHS & DOUBLE-DOUBLES

Opponent	Date	Score	Points	Rebounds	Assists	Steals	Blocked shots
at Wake Forest	02/26/19	75-76	26-Chris Lykes	12-Anthony Lawrence	6-Anthony Lawrence	2-Sam Waardenburg Ebuka Izundu Zach Johnson Anthony Lawrence	2-Ebuka Izundu
at Duke	03/02/19	57-87	15-Ebuka Izundu Anthony Lawrence	9-Ebuka Izundu	3-Anthony Lawrence Zach Johnson	4-Ebuka Izundu	1-Ebuka Izundu Anthony Lawrence Zach Johnson
PITTSBURGH	03/05/19	76-63	27-Anthony Lawrence	14-Ebuka Izundu	4-Anthony Lawrence Zach Johnson	4-DJ Vasiljevic	None
at Virginia Tech	03/08/19	70-84	16-Chris Lykes Ebuka Izundu	11-Anthony Lawrence	9-Chris Lykes	3-Chris Lykes	2-Ebuka Izundu
vs Wake Forest	03/12/19	79-71	21-DJ Vasiljevic	10-Anthony Lawrence	4-Zach Johnson Chris Lykes	3-Anthony Lawrence	1-Anthony Lawrence Anthony Mack Ebuka Izundu
vs Virginia Tech	03/13/19	56-71	19-Chris Lykes	11-Anthony Lawrence	7-Anthony Lawrence	1-Ebuka Izundu Anthony Mack Chris Lykes	None

All games

Ebuka Izundu	22 pts, 19 reb; STEPHEN F. AUSTIN, 11/13/18
Ebuka Izundu	12 pts, 12 reb; RUTGERS, 11/28/18
Ebuka Izundu	15 pts, 11 reb; HOUSTON BAPTIST, 12/19/18
Ebuka Izundu	19 pts, 13 reb; FLA. ATLANTIC, 12/22/18
Ebuka Izundu	10 pts, 11 reb; NC STATE, 01/03/19
Ebuka Izundu	11 pts, 11 reb; WAKE FOREST, 01/12/19
Ebuka Izundu	14 pts, 14 reb; PITTSBURGH, 03/05/19
Anthony Lawrence	19 pts, 12 reb; LEHIGH, 11/09/18
Anthony Lawrence	11 pts, 12 reb; NOTRE DAME, 02/06/19
Anthony Lawrence	16 pts, 10 reb; GEORGIA TECH, 02/23/19
Anthony Lawrence	14 pts, 12 reb; at Wake Forest, 02/26/19
Anthony Lawrence	27 pts, 11 reb; PITTSBURGH, 03/05/19
Anthony Lawrence	15 pts, 11 reb; at Virginia Tech, 03/08/19
Anthony Lawrence	20 pts, 10 reb; vs Wake Forest, 03/12/19
DJ Vasiljevic	15 pts, 10 reb; NOTRE DAME, 02/06/19



PLAYER GAME HIGHS

All games

Miami (FL) - INDIVIDUAL GAME HIGHS

Points	28	Chris Lykes vs NC State (01/03/19)
	27	Anthony Lawrence vs Pittsburgh (03/05/19)
	27	Chris Lykes at North Carolina (02/09/19)
	26	Chris Lykes at Wake Forest (02/26/19)
	25	Chris Lykes vs Wake Forest (01/12/19)
Field Goals Made	11	Ebuka Izundu vs Stephen F. Austin (11/13/18)
	10	Anthony Lawrence vs Pittsburgh (03/05/19)
	10	Chris Lykes at North Carolina (02/09/19)
	10	Chris Lykes vs NC State (01/03/19)
Field Goal Att.	23	Chris Lykes at North Carolina (02/09/19)
	17	Chris Lykes vs Virginia Tech (03/13/19)
	17	Chris Lykes vs Clemson (02/13/19)
	17	Zach Johnson vs NC State (01/03/19)
	17	Chris Lykes vs Lehigh (11/09/18)
FG Pct (min 5 made)	1.000 (8-8)	Ebuka Izundu at Virginia Tech (03/08/19)
	1.000 (7-7)	Ebuka Izundu vs Notre Dame (02/06/19)
	1.000 (5-5)	Ebuka Izundu vs La Salle (11/22/18)
3-Point FG Made	6	Chris Lykes at Wake Forest (02/26/19)
	5	DJ Vasiljevic vs Georgia Tech (02/23/19)
	5	DJ Vasiljevic vs Clemson (02/13/19)
	5	Chris Lykes at North Carolina (02/09/19)
	5	DJ Vasiljevic at Louisville (01/06/19)
	5	Zach Johnson vs Campbell (12/29/18)
3-Point FG Att.	11	DJ Vasiljevic vs Georgia Tech (02/23/19)
	11	Chris Lykes at North Carolina (02/09/19)
3-Pt FG Pct (min 2 made)	1.000 (2-2)	Sam Waardenburg at Boston College (02/17/19)
	1.000 (2-2)	Sam Waardenburg at North Carolina (02/09/19)
	1.000 (2-2)	Sam Waardenburg vs Florida St. (01/27/19)
	1.000 (2-2)	Anthony Mack at Syracuse (1/24/19)
Free Throws Made	14	Chris Lykes vs Wake Forest (01/12/19)
	10	Zach Johnson at Wake Forest (02/26/19)
Free Throw Att.	14	Chris Lykes vs Wake Forest (01/12/19)
	13	Zach Johnson at Wake Forest (02/26/19)
FT Pct (min 3 made)	1.000 (14-14)	Chris Lykes vs Wake Forest (01/12/19)
	1.000 (6-6)	Chris Lykes vs Wake Forest (03/12/19)
	1.000 (6-6)	Chris Lykes at Florida State (01/09/19)
	1.000 (6-6)	Zach Johnson vs Seton Hall (11/25/18)
	1.000 (6-6)	DJ Vasiljevic vs Bethune-Cookman (11/17/18)
	1.000 (5-5)	DJ Vasiljevic vs Virginia Tech (03/13/19)
	1.000 (5-5)	Anthony Lawrence vs Georgia Tech (02/23/19)
	1.000 (5-5)	Zach Johnson vs Yale (12/01/18)
	1.000 (5-5)	DJ Vasiljevic vs Stephen F. Austin (11/13/18)
	1.000 (4-4)	Chris Lykes at Virginia Tech (03/08/19)
	1.000 (4-4)	Zach Johnson vs Pittsburgh (03/05/19)
	1.000 (4-4)	Anthony Lawrence vs Pittsburgh (03/05/19)
	1.000 (4-4)	Anthony Lawrence at Wake Forest (02/26/19)
	1.000 (4-4)	Chris Lykes at Boston College (02/17/19)
	1.000 (4-4)	Sam Waardenburg vs Virginia Tech (01/30/19)
	1.000 (4-4)	Sam Waardenburg at Florida State (01/09/19)
	1.000 (4-4)	Anthony Lawrence vs Bethune-Cookman (11/17/18)
	1.000 (4-4)	Sam Waardenburg vs Lehigh (11/09/18)
	1.000 (3-3)	Ebuka Izundu at Duke (03/02/19)
	1.000 (3-3)	DJ Vasiljevic vs Clemson (02/13/19)

PLAYER GAME HIGHS

	1.000	(3-3)	DJ Vasiljevic vs Florida St. (01/27/19)
	1.000	(3-3)	DJ Vasiljevic vs Yale (12/01/18)
	1.000	(3-3)	Anthony Lawrence vs Fresno State (11/23/18)
Rebounds	19		Ebuka Izundu vs Stephen F. Austin (11/13/18)
	14		Ebuka Izundu vs Pittsburgh (03/05/19)
Assists	9		Chris Lykes at Virginia Tech (03/08/19)
	9		Anthony Lawrence vs Georgia Tech (02/23/19)
Steals	4		DJ Vasiljevic vs Pittsburgh (03/05/19)
	4		Ebuka Izundu at Duke (03/02/19)
Blocked Shots	4		Ebuka Izundu vs Houston Baptist (12/19/18)
	4		Ebuka Izundu vs Stephen F. Austin (11/13/18)
Turnovers	6		Chris Lykes at North Carolina (02/09/19)
	6		Anthony Lawrence vs Wake Forest (01/12/19)
	6		Chris Lykes vs Campbell (12/29/18)
Fouls	5		Ebuka Izundu vs Wake Forest (03/12/19)
	5		Ebuka Izundu at Duke (03/02/19)
	5		Ebuka Izundu vs Florida St. (01/27/19)
	5		Ebuka Izundu at Penn (12/04/18)
	5		Ebuka Izundu vs Fresno State (11/23/18)
	5		Ebuka Izundu vs Bethune-Cookman (11/17/18)
Minutes	41		Chris Lykes at North Carolina (02/09/19)
	40		DJ Vasiljevic vs Virginia Tech (03/13/19)
	40		DJ Vasiljevic at North Carolina (02/09/19)
	39		Anthony Lawrence vs Pittsburgh (03/05/19)
	39		Anthony Lawrence vs Georgia Tech (02/23/19)
	39		Ebuka Izundu at North Carolina (02/09/19)
	39		Anthony Lawrence at North Carolina (02/09/19)
	39		Zach Johnson at Virginia (02/02/19)
	39		Chris Lykes vs Lehigh (11/09/18)



OPPONENT PLAYER GAME HIGHS

All games

OPPONENT INDIVIDUAL GAME HIGHS

Points	33	Coby White at North Carolina (02/09/19)
	29	Oni, Miye vs Yale (12/01/18)
	29	Malik Maitland vs Bethune-Cookman (11/17/18)
	28	HUGGINS, Braxton vs Fresno State (11/23/18)
	25	Nickeil Alexander-Wa vs Virginia Tech (01/30/19)
	25	TAYLOR, Deshon vs Fresno State (11/23/18)
Field Goals Made	11	Coby White at North Carolina (02/09/19)
	11	Nickeil Alexander-Wa vs Virginia Tech (01/30/19)
	11	Malik Maitland vs Bethune-Cookman (11/17/18)
Field Goal Att.	21	Chris Clemons vs Campbell (12/29/18)
	21	HUGGINS, Braxton vs Fresno State (11/23/18)
FG Pct (min 5 made)	1.000 (8-8)	NZEI, Michael vs Seton Hall (11/25/18)
	1.000 (5-5)	KIMBROUGH, Jared vs La Salle (11/22/18)
3-Point FG Made	7	Coby White at North Carolina (02/09/19)
	6	Jared Wilson-Frame vs Pittsburgh (03/05/19)
	6	M.J. Walker vs Florida St. (01/27/19)
	6	Elijah Hughes at Syracuse (1/24/19)
3-Point FG Att.	12	Brandon Childress at Wake Forest (02/26/19)
	12	POWELL, Myles vs Seton Hall (11/25/18)
3-Pt FG Pct (min 2 made)	1.000 (5-5)	Ahmed Hill at Virginia Tech (03/08/19)
	1.000 (3-3)	Jack White at Duke (03/02/19)
	1.000 (2-2)	Terance Mann vs Florida St. (01/27/19)
	1.000 (2-2)	Devon Daniels vs NC State (01/03/19)
Free Throws Made	9	Marcquise Reed vs Clemson (02/13/19)
	8	Jaylen Hoard at Wake Forest (02/26/19)
	8	Oni, Miye vs Yale (12/01/18)
Free Throw Att.	11	Jaylen Hoard at Wake Forest (02/26/19)
	10	Oni, Miye vs Yale (12/01/18)
FT Pct (min 3 made)	1.000 (9-9)	Marcquise Reed vs Clemson (02/13/19)
	1.000 (6-6)	Nickeil Alexander-Wa at Virginia Tech (03/08/19)
	1.000 (6-6)	Ahmed Hill vs Virginia Tech (01/30/19)
	1.000 (5-5)	Steffon Mitchell at Boston College (02/17/19)
	1.000 (5-5)	Brandon Childress vs Wake Forest (01/12/19)
	1.000 (4-4)	Shelton Mitchell vs Clemson (02/13/19)
	1.000 (4-4)	Cameron Johnson at North Carolina (02/09/19)
	1.000 (4-4)	D.J. Harvey vs Notre Dame (02/06/19)
	1.000 (4-4)	Justin Robinson vs Virginia Tech (01/30/19)
	1.000 (4-4)	Markell Johnson vs NC State (01/03/19)
	1.000 (4-4)	Andrew Eudy vs Campbell (12/29/18)
	1.000 (4-4)	Cletrell Pope vs Bethune-Cookman (11/17/18)
	1.000 (3-3)	Marques Bolden at Duke (03/02/19)
	1.000 (3-3)	Brandon Childress at Wake Forest (02/26/19)
	1.000 (3-3)	Chaundee Brown at Wake Forest (02/26/19)
	1.000 (3-3)	Oshae Brissett at Syracuse (1/24/19)
	1.000 (3-3)	Tyus Battle at Syracuse (1/24/19)
	1.000 (3-3)	Nathan Bain vs Stephen F. Austin (11/13/18)
Rebounds	15	GRIMES, Nate vs Fresno State (11/23/18)
	14	Chaundee Brown at Wake Forest (02/26/19)
	14	Nik Popovic at Boston College (02/17/19)
Assists	9	Tyus Battle at Syracuse (1/24/19)
	9	Ryan McMahon at Louisville (01/06/19)
Steals	6	Tre Jones at Duke (03/02/19)
	6	Nickeil Alexander-Wa vs Virginia Tech (01/30/19)

OPPONENT PLAYER GAME HIGHS

Blocked Shots	5	Paschal Chukwu at Syracuse (1/24/19)
	4	GRIMES, Nate vs Fresno State (11/23/18)
Turnovers	8	Tejada, Lance vs Lehigh (11/09/18)
	7	Xavier Johnson vs Pittsburgh (03/05/19)
Fouls	5	Au'diese Toney vs Pittsburgh (03/05/19)
	5	Torry Johnson at Wake Forest (02/26/19)
	5	Nik Popovic at Boston College (02/17/19)
	5	Kerry Blackshear vs Virginia Tech (01/30/19)
	5	Jaylen Hoard vs Wake Forest (01/12/19)
	5	Kabengele, Mfiondu at Florida State (01/09/19)
	5	Derek Funderburk vs NC State (01/03/19)
	5	Bryce Washington at Penn (12/04/18)
	5	HUGGINS, Braxton vs Fresno State (11/23/18)
	5	MOSELY, Cheddi vs La Salle (11/22/18)
	5	Shawntrez Davis vs Bethune-Cookman (11/17/18)
	5	Karnik, James vs Lehigh (11/09/18)
	5	Cohen, Jordan vs Lehigh (11/09/18)



CATEGORY LEADERS

All games

Points	G	Pts	Pts/G
Chris Lykes	32	517	16.2
Anthony Lawrence	32	402	12.6
DJ Vasiljevic	32	376	11.8
Zach Johnson	32	376	11.8
Ebuka Izundu	32	349	10.9
Sam Waardenburg	32	170	5.3
Anthony Mack	28	73	2.6
Deng Gak	8	20	2.5
Willie Herenton	16	14	0.9

FG Percentage	FG	Att	Pct
Ebuka Izundu	147	224	.656
Anthony Lawrence	141	311	.453
Sam Waardenburg	56	134	.418
Chris Lykes	171	421	.406
DJ Vasiljevic	125	312	.401
Zach Johnson	127	325	.391
Willie Herenton	4	11	.364
Deng Gak	8	24	.333
Anthony Mack	26	88	.295

3-Point Percentage	3FG	Att	Pct
Willie Herenton	4	8	.500
DJ Vasiljevic	81	221	.367
Sam Waardenburg	19	54	.352
Anthony Lawrence	51	147	.347
Ebuka Izundu	1	3	.333
Chris Lykes	61	192	.318
Zach Johnson	33	114	.289
Anthony Mack	18	65	.277
Deng Gak	0	1	.000

Free Throw Percent	FG	Att	Pct
Willie Herenton	2	2	1.000
DJ Vasiljevic	45	49	.918
Chris Lykes	114	146	.781
Anthony Lawrence	69	91	.758
Sam Waardenburg	39	52	.750
Anthony Mack	3	4	.750
Ebuka Izundu	54	79	.684
Zach Johnson	89	137	.650
Deng Gak	4	10	.400

Scoring Average	G	Pts	Avg/G
Chris Lykes	32	517	16.2
Anthony Lawrence	32	402	12.6
Zach Johnson	32	376	11.8
DJ Vasiljevic	32	376	11.8
Ebuka Izundu	32	349	10.9
Sam Waardenburg	32	170	5.3
Anthony Mack	28	73	2.6
Deng Gak	8	20	2.5
Willie Herenton	16	14	0.9
Dominic Proctor	1	0	0.0

Field Goal Attempts	G	Att	Att/G
Chris Lykes	32	421	13.2
Zach Johnson	32	325	10.2
DJ Vasiljevic	32	312	9.8
Anthony Lawrence	32	311	9.7
Ebuka Izundu	32	224	7.0

Field Goals Made	G	Made	Made/G
Chris Lykes	32	171	5.3
Ebuka Izundu	32	147	4.6
Anthony Lawrence	32	141	4.4
Zach Johnson	32	127	4.0
DJ Vasiljevic	32	125	3.9

3-Point FG Attempts	G	Att	Att/G
DJ Vasiljevic	32	221	6.9
Chris Lykes	32	192	6.0
Anthony Lawrence	32	147	4.6
Zach Johnson	32	114	3.6
Anthony Mack	28	65	2.3

3-Point FG Made	G	Made	Made/G
DJ Vasiljevic	32	81	2.5
Chris Lykes	32	61	1.9
Anthony Lawrence	32	51	1.6
Zach Johnson	32	33	1.0
Sam Waardenburg	32	19	0.6

Free Throw Attempts	G	Att	Att/G
Chris Lykes	32	146	4.6
Zach Johnson	32	137	4.3
Anthony Lawrence	32	91	2.8
Ebuka Izundu	32	79	2.5
Sam Waardenburg	32	52	1.6

Free Throws Made	G	Made	Made/G
Chris Lykes	32	114	3.6
Zach Johnson	32	89	2.8
Anthony Lawrence	32	69	2.2
Ebuka Izundu	32	54	1.7
DJ Vasiljevic	32	45	1.4

CATEGORY LEADERS

Rebounds	G	Reb	Reb/G
Ebuka Izundu	32	266	8.3
Anthony Lawrence	32	214	6.7
DJ Vasiljevic	32	144	4.5
Sam Waardenburg	32	113	3.5
Zach Johnson	32	89	2.8

Rebound Average	G	Reb	Avg/G
Ebuka Izundu	32	266	8.3
Anthony Lawrence	32	214	6.7
DJ Vasiljevic	32	144	4.5
Deng Gak	8	33	4.1
Sam Waardenburg	32	113	3.5

Offensive Rebounds	G	No.	Avg/G
Ebuka Izundu	32	110	3.4
Sam Waardenburg	32	35	1.1
DJ Vasiljevic	32	33	1.0
Anthony Lawrence	32	29	0.9
Deng Gak	8	16	2.0

Defensive Rebounds	G	No.	Avg/G
Anthony Lawrence	32	185	5.8
Ebuka Izundu	32	156	4.9
DJ Vasiljevic	32	111	3.5
Sam Waardenburg	32	78	2.4
Zach Johnson	32	77	2.4

Fouls	G	No.	Per/G
Ebuka Izundu	32	100	3.1
Chris Lykes	32	72	2.3
Sam Waardenburg	32	71	2.2
Zach Johnson	32	65	2.0
Anthony Lawrence	32	62	1.9

Foulsouts	G	No.
Ebuka Izundu	32	6

Assists	G	No.	Ast/G
Chris Lykes	32	103	3.2
Anthony Lawrence	32	100	3.1
Zach Johnson	32	78	2.4
Sam Waardenburg	32	38	1.2
DJ Vasiljevic	32	37	1.2

Steals	G	No.	Stl/G
Zach Johnson	32	53	1.7
Chris Lykes	32	43	1.3
Anthony Lawrence	32	39	1.2
Ebuka Izundu	32	26	0.8
DJ Vasiljevic	32	22	0.7

Blocked Shots	G	No.	Blk/G
Ebuka Izundu	32	39	1.2
Anthony Lawrence	32	23	0.7
Zach Johnson	32	12	0.4
Sam Waardenburg	32	11	0.3
Deng Gak	8	9	1.1

Minutes	G	No.	Min/G
Chris Lykes	32	1082	33.8
Anthony Lawrence	32	1071	33.5
DJ Vasiljevic	32	1024	32.0
Zach Johnson	32	988	30.9
Ebuka Izundu	32	883	27.6

Turnovers	G	No.	TO/G
Chris Lykes	32	93	2.9
Anthony Lawrence	32	80	2.5
Zach Johnson	32	63	2.0
Ebuka Izundu	32	44	1.4
Sam Waardenburg	32	37	1.2



PLAYER GAME-BY-GAME PTS-REB-AST

All games

			00	01	02	03	05	10	13	
Opponent	Date	Score	LYKES,CHRI	VASILJEVIC	HERENTON,W	LAWRENCE,A	JOHNSON,ZA	PROCTOR,DO	MACK,ANTHO	
LEHIGH	11/09/18	83-62	w	22-5-4	16-3-2	0-0-0	19-12-2	5-0-3	DNP	0-0-0
STEPHEN F. AUSTIN	11/13/18	96-58	w	20-2-6	17-4-0	0-0-0	18-3-3	15-3-4	DNP	DNP
BETHUNE-COOKMAN	11/17/18	78-70	w	21-2-6	20-5-2	DNP	13-9-2	9-3-0	DNP	DNP
vs La Salle	11/22/18	85-49	w	18-1-0	15-7-3	5-0-0	6-5-3	12-4-5	0-0-0	5-0-0
vs Fresno State	11/23/18	78-76	w	17-5-2	12-5-1	DNP	7-5-3	24-2-3	DNP	0-0-1
vs Seton Hall	11/25/18	81-83	L	18-4-2	8-5-5	DNP	17-2-1	18-3-2	DNP	DNP
RUTGERS	11/28/18	54-57	L	8-2-4	3-3-0	DNP	16-8-4	12-4-2	DNP	DNP
vs Yale	12/01/18	73-77	L	12-0-3	17-6-1	DNP	9-8-3	11-3-5	DNP	0-2-0
at Penn	12/04/18	75-89	L	16-4-5	10-3-0	DNP	9-3-2	17-1-1	DNP	0-1-0
HOUSTON BAPTIST	12/19/18	80-73	w	14-5-4	13-5-4	DNP	17-5-2	9-1-2	DNP	6-4-2
FLA. ATLANTIC	12/22/18	75-55	w	12-1-7	9-5-3	0-0-0	17-8-8	6-3-0	DNP	8-0-2
CAMPBELL	12/29/18	73-62	w	21-2-2	10-4-2	DNP	11-8-3	22-5-2	DNP	3-0-1
NC STATE	01/03/19	82-87	L	28-0-2	6-3-1	DNP	12-6-3	21-5-4	DNP	5-2-0
at Louisville	01/06/19	73-90	L	18-4-4	19-4-0	0-0-0	4-1-1	19-4-0	DNP	3-3-1
at Florida State	01/09/19	62-68	L	17-3-2	6-5-1	0-0-0	14-4-2	6-6-0	DNP	2-2-4
WAKE FOREST	01/12/19	76-65	w	25-2-4	14-4-0	DNP	3-2-2	8-5-3	DNP	9-3-1
NORTH CAROLINA	01/19/19	76-85	L	20-3-6	3-3-0	DNP	18-0-0	17-5-3	DNP	0-1-0
at Syracuse	1/24/19	53-73	L	8-3-2	11-8-1	3-0-0	8-7-3	9-1-1	DNP	6-0-1
FLORIDA ST.	01/27/19	66-78	L	1-2-2	12-3-0	0-0-0	11-7-4	20-4-4	DNP	0-2-0
VIRGINIA TECH	01/30/19	70-82	L	19-0-4	8-1-2	DNP	15-9-2	10-4-1	DNP	5-0-2
at Virginia	02/02/19	46-56	L	16-4-1	0-2-0	DNP	2-0-3	10-3-2	DNP	0-0-0
NOTRE DAME	02/06/19	62-47	w	11-3-1	15-10-1	DNP	11-12-2	9-0-3	DNP	0-1-0
at North Carolina	02/09/19	85-88	L	27-2-4	11-7-2	0-0-0	17-9-5	13-3-2	DNP	0-1-0
CLEMSON	02/13/19	65-64	w	21-4-2	22-3-2	DNP	7-8-0	6-1-3	DNP	0-1-0
at Boston College	02/17/19	57-64	L	10-2-4	2-1-0	3-0-0	10-5-3	8-4-2	DNP	0-0-0
GEORGIA TECH	02/23/19	80-65	w	11-2-0	21-5-4	0-1-0	16-10-9	2-2-5	DNP	5-1-1
at Wake Forest	02/26/19	75-76	L	26-4-1	12-6-0	0-0-0	14-12-6	14-2-3	DNP	3-3-2
at Duke	03/02/19	57-87	L	4-3-2	4-5-0	3-0-0	15-3-3	4-5-3	DNP	6-0-1
PITTSBURGH	03/05/19	76-63	w	8-2-3	13-4-0	0-0-0	27-11-4	12-1-4	DNP	2-1-0
at Virginia Tech	03/08/19	70-84	L	16-3-9	9-6-0	0-0-0	15-11-3	14-0-2	DNP	0-0-0
vs Wake Forest	03/12/19	79-71	w	13-5-4	21-6-0	DNP	20-10-2	12-2-4	DNP	2-0-0
vs Virginia Tech	03/13/19	56-71	L	19-2-1	17-3-0	0-1-0	4-11-7	2-0-0	DNP	3-1-0

				15	21	22
Opponent	Date	Score		IZUNDU,EBU	WAARDENBUR	GAK,DENG
LEHIGH	11/09/18	83-62	w	10-9-1	11-5-2	0-6-1
STEPHEN F. AUSTIN	11/13/18	96-58	w	22-19-3	2-4-5	2-4-1
BETHUNE-COOKMAN	11/17/18	78-70	w	5-4-1	8-4-1	2-3-0
vs La Salle	11/22/18	85-49	w	10-8-1	10-4-2	4-7-1
vs Fresno State	11/23/18	78-76	w	10-6-1	6-4-0	2-1-1
vs Seton Hall	11/25/18	81-83	L	11-5-1	5-5-0	4-3-0
RUTGERS	11/28/18	54-57	L	12-12-1	2-3-0	1-6-1
vs Yale	12/01/18	73-77	L	19-9-0	0-0-0	5-3-0
at Penn	12/04/18	75-89	L	9-7-2	14-3-0	DNP
HOUSTON BAPTIST	12/19/18	80-73	w	15-11-2	6-3-1	DNP
FLA. ATLANTIC	12/22/18	75-55	w	19-13-0	4-2-1	DNP
CAMPBELL	12/29/18	73-62	w	4-8-2	2-4-1	DNP
NC STATE	01/03/19	82-87	L	10-11-2	0-0-0	DNP
at Louisville	01/06/19	73-90	L	8-10-0	2-8-1	DNP
at Florida State	01/09/19	62-68	L	13-9-1	4-0-0	DNP
WAKE FOREST	01/12/19	76-65	w	11-11-3	6-9-3	DNP
NORTH CAROLINA	01/19/19	76-85	L	13-8-1	5-3-3	DNP
at Syracuse	1/24/19	53-73	L	8-10-2	0-3-1	DNP
FLORIDA ST.	01/27/19	66-78	L	9-3-0	13-2-1	DNP
VIRGINIA TECH	01/30/19	70-82	L	4-2-0	9-6-3	DNP
at Virginia	02/02/19	46-56	L	8-11-0	10-3-0	DNP
NOTRE DAME	02/06/19	62-47	w	14-7-1	2-5-0	DNP
at North Carolina	02/09/19	85-88	L	9-10-0	8-3-1	DNP
CLEMSON	02/13/19	65-64	w	3-7-2	6-2-0	DNP
at Boston College	02/17/19	57-64	L	14-9-0	10-5-2	DNP
GEORGIA TECH	02/23/19	80-65	w	18-9-0	7-2-1	DNP
at Wake Forest	02/26/19	75-76	L	2-3-0	4-1-3	DNP
at Duke	03/02/19	57-87	L	15-9-0	6-3-2	DNP
PITTSBURGH	03/05/19	76-63	w	14-14-1	0-1-2	DNP
at Virginia Tech	03/08/19	70-84	L	16-4-3	0-5-0	DNP
vs Wake Forest	03/12/19	79-71	w	5-3-1	6-5-1	DNP
vs Virginia Tech	03/13/19	56-71	L	9-5-1	2-6-1	DNP

TOP INDIVIDUAL PERFORMANCES & TRENDS

Points, 20-plus

- 28 Chris Lykes vs. NC State (01/03/19)
- 27 Anthony Lawrence vs. Pittsburgh (03/05/19)
- 27 Chris Lykes at North Carolina (02/09/19)
- 26 Chris Lykes at Wake Forest (02/26/19)
- 25 Chris Lykes vs. Wake Forest (01/12/19)
- 24 Zach Johnson vs. Fresno State (11/23/18)
- 22 DJ Vasiljevic vs. Clemson (02/13/19)
- 22 Zach Johnson vs. Campbell (12/29/18)
- 22 Ebuka Izundu vs. Stephen F. Austin (11/13/18)
- 22 Chris Lykes vs. Lehigh (11/09/18)
- 21 DJ Vasiljevic vs. Wake Forest (03/12/19)
- 21 DJ Vasiljevic vs. Georgia Tech (02/23/19)
- 21 Chris Lykes vs. Clemson (02/13/19)
- 21 Zach Johnson vs. NC State (01/03/19)
- 21 Chris Lykes vs. Campbell (12/29/18)
- 21 Chris Lykes vs. Bethune-Cookman (11/17/18)
- 20 Anthony Lawrence vs. Wake Forest (03/12/19)
- 20 Zach Johnson vs. Florida St. (01/27/19)
- 20 Chris Lykes vs. North Carolina (01/19/19)
- 20 DJ Vasiljevic vs. Bethune-Cookman (11/17/18)
- 20 Chris Lykes vs. Stephen F. Austin (11/13/18)

Rebounds, 10-plus

- 19 Ebuka Izundu vs. Stephen F. Austin (11/13/18)
- 14 Ebuka Izundu vs. Pittsburgh (03/05/19)
- 13 Ebuka Izundu vs. Fla. Atlantic (12/22/18)
- 12 Anthony Lawrence at Wake Forest (02/26/19)
- 12 Anthony Lawrence vs. Notre Dame (02/06/19)
- 12 Ebuka Izundu vs. Rutgers (11/28/18)
- 12 Anthony Lawrence vs. Lehigh (11/09/18)
- 11 Anthony Lawrence vs. Virginia Tech (03/13/19)
- 11 Anthony Lawrence at Virginia Tech (03/08/19)
- 11 Anthony Lawrence vs. Pittsburgh (03/05/19)
- 11 Ebuka Izundu at Virginia (02/02/19)
- 11 Ebuka Izundu vs. Wake Forest (01/12/19)
- 11 Ebuka Izundu vs. NC State (01/03/19)
- 11 Ebuka Izundu vs. Houston Baptist (12/19/18)
- 10 Anthony Lawrence vs. Wake Forest (03/12/19)
- 10 Anthony Lawrence vs. Georgia Tech (02/23/19)
- 10 Ebuka Izundu at North Carolina (02/09/19)
- 10 DJ Vasiljevic vs. Notre Dame (02/06/19)
- 10 Ebuka Izundu at Syracuse (1/24/19)
- 10 Ebuka Izundu at Louisville (01/06/19)

Assists, 7-plus

- 9 Chris Lykes at Virginia Tech (3/8/19)
- 9 Anthony Lawrence vs. Georgia Tech (2/23/19)
- 8 Anthony Lawrence vs. Florida Atlantic (12/22/18)
- 7 Anthony Lawrence vs. Virginia Tech (3/13/19)
- 7 Chris Lykes vs. Florida Atlantic (12/22/18)

Steals, 4-plus

- 4 DJ Vasiljevic vs. Pittsburgh (3/5/19)
- 4 Ebuka Izundu at Duke (3/2/19)

Blocked Shots, 3-plus

- 4 Ebuka Izundu vs. Houston Baptist (12/19/18)
- 4 Ebuka Izundu vs. Stephen F. Austin (11/13/18)
- 3 Ebuka Izundu vs. Florida Atlantic (12/22/18)
- 3 Ebuka Izundu vs. Bethune-Cookman (11/17/18)
- 3 Ebuka Izundu vs. Lehigh (11/9/18)
- 3 Deng Gak vs. Lehigh (11/9/18)
- 3 Anthony Lawrence vs. Lehigh (11/9/18)

Double-Figure Scoring Games (114)

- 27 Chris Lykes
- 21 DJ Vasiljevic
- 22 Anthony Lawrence
- 19 Ebuka Izundu
- 19 Zach Johnson
- 6 Sam Waardenburg

20-Plus Point Games (21)

- 10 Chris Lykes
- 4 Zach Johnson
- 4 DJ Vasiljevic
- 2 Anthony Lawrence
- 1 Ebuka Izundu

Double-Figure Rebounding Games (20)

- 11 Ebuka Izundu
- 8 Anthony Lawrence
- 1 DJ Vasiljevic

Double-Doubles

Ebuka Izundu (7)

- 22 pts, 19 reb Stephen F. Austin, 11/13/18
- 12 pts, 12 reb Rutgers, 11/28/18
- 15 pts, 11 reb Houston Baptist, 12/19/18
- 19 pts, 13 reb Florida Atlantic, 12/22/18
- 10 pts, 11 reb NC State, 1/3/19
- 11 pts, 14 reb Wake Forest, 1/12/19
- 14 pts, 14 reb Pittsburgh, 3/5/19

Anthony Lawrence (7)

- 19 pts, 12 reb Lehigh, 11/9/18
- 11 pts, 12 reb Notre Dame, 2/6/19
- 16 pts, 10 reb Georgia Tech, 2/23/19
- 14 pts, 12 reb at Wake Forest, 2/26/19
- 27 pts, 11 reb Pittsburgh, 3/5/19
- 15 pts, 11 reb at Virginia Tech, 3/8/19
- 20 pts, 10 reb vs. Wake Forest, 3/12/19

DJ Vasiljevic (1)

- 15 pts, 10 reb Notre Dame, 2/6/19

BOX SCORES

Official Basketball Box Score -- Game Totals -- Final Statistics
Lehigh vs Miami (FL)
11/09/18 7:00 pm at Coral Gables, FL (Watson Center)

Lehigh 62 • 1-1

#	Player	Total		3-Ptr		Rebounds		PF	TP	A	To	Bk	Stl	Min	
		FG	FGA	FG	FGA	FT	FTA								
11	Andres, Pat	1	5-10	2-5	2-5	0	7	2	10	1	1	0	0	29	
13	Karnik, James	1	0-2	0-0	2-4	2	2	4	5	2	0	1	1	14	
22	Leudroy, Kyle	6	5-8	2-3	0-0	0	9	9	2	12	1	2	0	33	
25	Teljada, Lance	6	7-19	3-9	2-2	1	2	3	4	19	1	8	0	29	
11	Cohen, Jordan	6	1-6	0-1	0-0	1	1	0	1	5	2	3	4	1	25
08	Bennett, Caleb	6	1-0	0-0	2-2	0	3	0	4	0	1	0	1	15	
04	Wilson, Jearnel	0	0-0	0-0	0-0	0	1	1	2	0	0	0	0	9	
04	Foley, Joe	0	0-0	0-0	0-0	1	1	0	0	0	0	0	0	1	
20	Wilson, Marques	1	1-3	1-3	0-0	1	1	2	0	3	0	0	0	19	
44	Lynch, Nic	3	1-11	0-0	4-8	5	5	10	4	10	0	1	2	0	26
Team		2		1		3		1		3		1		14	
Totals		21	61	12	31	44	62	6	18	4	5	200			

FG % 1st Half: 7-30 23.3% 2nd half: 14-31 45.2% Game: 21-61 34.4%
3FG % 1st Half: 5-12 41.7% 2nd half: 3-9 33.3% Game: 8-21 38.1%
FT % 1st Half: 7-14 50.0% 2nd half: 5-7 71.4% Game: 12-21 57.1%

Deadball
Rebounds

Miami (FL) 83 • 1-0

#	Player	Total		3-Ptr		Rebounds		PF	TP	A	To	Bk	Stl	Min
		FG	FGA	FG	FGA	FT	FTA							
21	Sam Waardenburg	1	3-7	1-2	4-4	3	2	5	1	11	2	1	0	28
15	Ebuka Izundu	1	3-5	0-0	4-6	4	5	9	3	10	1	2	3	0
00	Chris Lykes	6	5-17	4-8	8-11	1	4	5	3	22	4	2	0	28
02	DJ Vasiljevic	6	5-10	4-7	2-2	0	3	3	16	2	2	0	0	26
03	Anthony Lawrence	4	5-9	4-7	5-6	11	11	2	19	0	0	0	3	35
02	Willie Herenton	0	0-0	0-0	0-0	0	0	0	0	0	0	0	0	0
05	Zach Johnson	2	4-3	1-1	0-1	0	0	1	5	3	4	0	2	22
13	Anthony Mack	0	0-4	0-0	0-0	0	0	0	1	5	0	0	0	8
23	Deng Gak	1	0-3	0-1	5-6	3	4	0	1	3	0	1	0	14
	Team				3	2	5							
Totals		23-61	14-32	23-32	13-32	45	17	83	15	11	9	8	20	

FG % 1st Half: 12-35 34.3% 2nd half: 13-26 50.0% Game: 25-61 41.0%
3FG % 1st Half: 6-19 31.6% 2nd half: 6-11 54.5% Game: 12-30 40.0%
FT % 1st Half: 6-9 66.7% 2nd half: 17-23 73.9% Game: 23-32 71.9%

Deadball
Rebounds

Officials: Jeff Clark, Jared Spawars, Andrew Franklin
Technical fouls: Lehigh-None, Miami (FL)-None.
Attendance: 6799

Score by periods		1st	2nd	Total
Lehigh (FL)		26	36	62
Miami (FL)		38	45	83

Points in the paint		1st	2nd	Total
Lehigh (FL)		18	23	41
Miami (FL)		23	13	36

Last FG - Lehigh 2nd 00:13, UM 2nd 01:26.
Largest lead - Lehigh by 2 1st 05:14, UM by 4 2nd 04:26.
Last foul by 00:10, UM foul for 30:04. Game was tied for 00:46.

Score tied 4 times.
Lead changed 1 time.

Official Basketball Box Score -- Game Totals -- Final Statistics
Stephen F. Austin vs Miami (FL)
11/13/18 7:00 pm at Coral Gables, FL (Watson Center)

Stephen F. Austin 58 • 2-1

##	Player	Total		3-Ptr		Rebounds		PF	TP	A	To	Bk	Stl	Min	
		FG	FGA	FG	FGA	FT	FTA								
22	Davonte Fitzgerald	1	3-12	0-2	0-0	3	2	5	1	6	0	1	1	0	22
23	Nathan Bain	1	2-6	0-0	3-3	3	5	8	3	7	2	2	1	1	33
24	Samuli Nieminen	1	1-2	0-1	0-0	0	0	2	0	0	0	1	0	8	
01	Keaton Harris	4	2-8	0-3	1-2	2	3	5	5	2	4	0	1	0	29
05	Shannon Bogues	6	5-10	3-5	1-1	0	1	1	2	14	2	3	1	1	30
02	Jack Hughes	1	1-3	0-0	0-0	1	0	1	2	0	1	0	1	0	8
03	Mitchell Serralle	1	0-2	0-0	0-0	0	0	0	2	0	1	3	0	1	14
11	Odyssey Walker	1	1-3	1-2	0-0	1	3	4	1	3	0	1	0	1	18
10	Aaron Walton	0	0-1	0-0	0-0	0	0	1	0	1	0	1	0	0	7
21	Karl Nicholas	8	11-11	0-0	1-1	3	5	8	1	17	0	1	0	0	21
23	Jovan Grucic	1	3-3	0-0	0-0	0	0	0	2	0	0	0	0	0	8
Totals		24	61	4	13	6	7	24	31	58	8	18	4	5	198

FG % 1st Half: 14-30 46.7% 2nd half: 14-31 45.2% Game: 28-61 46.1%
3FG % 1st Half: 1-5 20.0% 2nd half: 3-8 37.5% Game: 4-13 30.8%
FT % 1st Half: 3-4 75.0% 2nd half: 3-3 100.0 Game: 6-7 85.7%

Deadball
Rebounds

Miami (FL) 96 • 2-0

Miami (FL) 96 v 2-0															
##	Player	Total		3-Ptr		Rebounds		PF	TP	A	To	Bk	Stl	Min	
		FG	FGA	FG	FGA	FT	FTA								Off
21	Sam Waardenburg	r	1-6	0-2	0-1	0	4	4	3	2	5	2	0	1	33
15	Ebuka Izundu	c	11-13	0-0	1	1	8	19	1	22	3	0	4	3	32
00	Chris Lykes	o	7-12	2-5	4-5	0	2	2	1	20	6	1	0	3	28
02	DJ Vasiljevic	a	4-9	4-7	5-5	1	3	4	17	0	1	0	1	0	30
03	Anthony Lawrence	a	8-12	2-4	0-0	0	3	3	18	3	1	2	1	2	31
02	Willie Herenton	o	0-0	0-0	0-0	0	0	0	0	0	0	0	0	0	2
05	Zach Johnson	a	5-11	3-5	2-4	1	2	3	1	15	4	3	0	0	28
23	Deng Gak	a	1-6	0-0	0-2	3	1	4	2	1	0	1	1	1	17
Team						1	1	2							
Totals			37-69	11-23	11-23	17	24	41	11	96	22	8	6	10	201

FG % 1st Half: 24-51 47.1% 2nd half: 14-18 77.8% Game: 38-69 55.1%
3FG % 1st Half: 5-15 33.3% 2nd half: 1-8 12.5% Game: 6-23 26.1%
FT % 1st Half: 1-2 50.0% 2nd half: 10-16 62.5% Game: 11-18 61.1%

Deadball
Rebounds

Officials: Fred Johnson, James Lykes, Josh Norone
Technical fouls: Stephen F. Austin-None, Miami (FL)-None.
Attendance: 6066

Score by periods		1st	2nd	Total
Stephen F. Austin		32	26	58
Miami (FL)		53	43	96

Last FG - SFA 2nd 00:14, UM 2nd 00:33.
Largest lead - SFA by 10 1st 05:14, UM by 40 2nd 00:33.
SFA led for 00:50, UM led for 38:04. Game was tied for 01:55.

Score tied 1 time.
Lead changed 8 times.

Official Basketball Box Score -- Game Totals -- Final Statistics
Bethune-Cookman vs Miami (FL)
11/17/18 2:00 pm at Coral Gables, FL (Watson Center)

Bethune-Cookman 70 • 2-3

##	Player	r	Total		3-Ptr		Rebounds		PF	TP	A	To	Bk	Stl	Min
			FG	FGA	FG	FGA	FT	FTA							
11	Souffiane Dialkete	f	0-3	0-1	0-0	0	2	2	2	0	1	1	1	0	16
12	Shawntrez Davis	f	1-6	0-1	0-0	0	2	6	2	0	1	0	0	0	16
01	Malik Matzlar	f	11-16	5-7	2-2	3	6	9	3	29	3	0	0	0	38
02	Houston Smith	g	2-6	0-0	0-0	0	2	0	4	1	2	0	0	0	16
15	Mark Gordon	g	2-6	1-3	0-0	0	1	1	4	5	0	2	0	0	17
03	Walt Parks	f	4-4	1-1	0-0	1	1	4	0	2	0	1	0	0	21
05	Leon Redd	1	1-5	0-4	1-2	1	2	3	4	0	2	0	1	0	21
10	Cietrell Pope	7	7-10	0-0	4-4	2	8	10	1	1	0	3	1	0	31
21	Dondre Duffus	1	1-3	0-0	3-5	0	1	1	1	5	4	0	0	0	23
Totals			27	59	6-18	10-13	11	29	40	25	70	12	14	5	199

FG % 1st Half: 14-26 53.8% 2nd half: 13-33 39.4% Game: 27-59 45.8%
3FG % 1st Half: 3-7 42.9% 2nd half: 3-11 27.3% Game: 6-18 33.3%
FT % 1st Half: 0-0 0.0% 2nd half: 10-13 76.9% Game: 10-13 76.9%

Deadball
Rebounds

Miami (FL) 78 • 3-0

Miami (FL) 78 v 3-0															
##	Player	F	Total		3-Ptr		Rebounds		PF	TP	A	To	Bk	Stl	Min
			FG	FGA	FG	FGA	FT	FTA							
21	Sam Waardenburg	1	4	6	0-1	0-1	1	3	4	8	1	0	0	0	27
15	Ebuka Izundu	1	2	8	0-0	1-2	3	4	5	5	1	2	3	0	27
00	Chris Lykes	6	7	16	3-8	4-5	0	2	2	3	21	6	2	0	36
02	DJ Vasiljevic	6	5	12	4-9	6-6	2	3	5	1	20	2	4	0	32
03	Anthony Lawrence	4	4	11	1-5	4-4	2	7	0	1	13	2	4	0	37
05	Zach Johnson	3	3	10	0-3	3-6	1	2	3	2	0	0	1	1	29
22	Deng Gak	1	1	2	0-0	0-0	2	1	3	0	2	1	2	0	11
Totals			30	65	18	24	38	78	12	61	6	11	6	7	199
55% Lmsh			10-35	28.6%		36-70	51.4%	28-49	57.1%						

FG %

BOX SCORES

Official Basketball Box Score -- Game Totals -- Final Statistics Miami (FL) vs Fresno State 11/23/18 11:00 am at Titan Gym

Miami (FL) 78 • 5-0

#	Player	Total		3-Ptr		Rebounds		PF	TP	A	To	Bk	Stl	Min			
		FG	FGA	FG	FGA	FT	FTA										
21	Sam Waardenburg	1	5	0	2	4	5	1	3	4	2	6	0	0	1	24	
15	Ebuka Izundu	3	3	0	0	4	5	1	5	6	10	1	0	1	0	21	
00	Chris Lykes	6	16	2	8	3	4	0	5	3	17	2	4	0	0	35	
01	DJ Vasiljevic	4	10	4	7	0	0	1	4	5	2	12	1	2	0	38	
03	Anthony Lawrence	2	5	0	1	3	3	1	4	5	7	3	5	0	0	11	31
09	Zach Johnson	8	16	1	4	7	11	1	2	3	24	3	0	0	0	24	
13	Anthony Mack	0	1	0	0	0	0	0	0	0	1	0	1	0	0	5	
22	Deng Gak	1	1	0	0	0	0	1	1	2	1	0	0	0	0	12	
Team		1		0		1		0		1		0		0		0	
Totals		25	57	7	22	21	28	7	22	29	70	12	11	1	7	200	

FG % 1st Half: 13-31 41.9% 2nd Half: 12-26 46.2% Game: 25-57 43.9%
3PG % 1st Half: 4-12 33.3% 2nd Half: 3-9 33.3% Game: 7-22 31.8%
FT % 1st Half: 7-7 100% 2nd Half: 14-19 73.7% Game: 21-28 75.0%

Fresno State 76 • 2-2

##	Player	Total		3-Ptr		Rebounds		PF	TP	A	To	Bk	Stl	Min		
		FG	FGA	FG	FGA	FT	FTA									
20	BITTNER, Sam	1	2	0	2	0	3	2	5	3	4	6	0	0	0	33
32	GRIMES, Nate	1	4	0	0	1	2	5	10	15	2	9	1	1	4	27
07	WILLIAMS, New	3	7	2	4	0	0	1	4	5	4	8	3	1	1	30
04	HUGGINS, Braxton	10	21	5	10	3	4	1	3	5	28	0	2	0	0	31
21	TAYLOR, Deshon	6	14	2	4	2	2	4	25	3	6	5	0	0	0	32
07	MCWILLIAMS, Johnny	0	0	0	0	0	0	1	1	1	0	1	0	0	0	3
11	GRAY, Christian	0	1	0	0	2	4	0	1	2	2	0	0	0	0	10
13	AGAU, Aguir	0	0	0	0	0	0	0	1	0	0	2	0	0	0	7
06	ROJAS, Lazaro	0	0	0	0	0	0	0	0	0	0	0	1	0	0	3
55	BLACKWELL, Noah	0	2	0	1	0	0	0	3	3	0	5	4	0	0	28
Totals		27	58	9	23	13	18	43	25	76	16	20	5	4	200	

FG % 1st Half: 15-25 60.0% 2nd Half: 12-33 36.4% Game: 27-58 46.6%
3PG % 1st Half: 4-9 44.4% 2nd Half: 5-14 35.7% Game: 9-23 39.1%
FT % 1st Half: 7-10 70.0% 2nd Half: 6-9 66.7% Game: 13-18 72.2%

Officials: Mike Greenstein, Kevin Brill, Rick Batiste
Technical Fouls: Miami (FL) None. Fresno State None.
Attendance: 906

Score by periods	1st	2nd	Total
Miami (FL)	37	41	78
Fresno State	41	35	76

Last FG - UM 2nd-00:31, FRES 2nd-02:33.
Largest lead - UM by 6 2nd-56:43, FRES by 5 1st-17:51.
UM led for 15:39, FRES led for 17:00. Game was tied for 0:21.

Score tied - 12 times.
Lead changed - 11 times.

Official Basketball Box Score -- Game Totals -- Final Statistics Miami (FL) vs Seton Hall 11/23/18 7:30 pm at Titan Gym

Miami (FL) 81 • 5-1

#	Player	Total		3-Ptr		Rebounds				PF	TP	A	To	Bk	Stl	Min	
		FG	FGA	FG	FGA	FT	FTA	Off	Def								
21	Ebuka Izundu	3	4	1	1	4	4	5	4	4	11	1	2	2	0	21	
00	Chris Lykes	7	13	2	5	2	2	0	4	4	18	2	5	0	0	37	
01	DJ Vasiljevic	6	8	2	5	0	0	0	5	0	5	0	0	0	0	34	
03	Anthony Lawrence	8	16	0	5	1	2	0	2	4	17	1	4	1	1	32	
09	Zach Johnson	5	7	2	3	6	6	0	3	3	2	18	2	0	0	37	
21	Sam Wardenburg	2	4	0	1	1	2	0	5	1	5	0	2	0	1	24	
22	Deng Gak	3	3	0	0	0	0	2	1	3	3	4	0	1	0	15	
Team		1		1		1		0		1		0		0		0	
Totals		36	55	7	20	14	18	4	25	39	81	11	16	4	4	200	

FG % 1st half: 16-24 66.7% 2nd half: 11-21 52.2% Games: 30-55 54.5%

FG % 1st Half: 16-24 66.7% 2nd Half: 14-31 45.2% Game: 30-55 54.5%
3PG % 1st Half: 3-8 37.5% 2nd Half: 4-12 33.3% Game: 7-20 35.0%
FT % 1st Half: 11-12 91.7% 2nd Half: 4-6 66.7% Game: 14-18 77.8%

Seton Hall 83 • 4-2

##	Player	FG	FGA	FG-F	FT	FTA	Off	Def	TP	P	A	To	Bk	Stl	Min
01	NZEI, Michael	1	8	0	0	5	1	3	4	21	0	0	0	0	33
23	MANUELAHVILI, S.	1	4	1	2	0	0	0	5	2	9	3	0	1	30
00	MCNIGHT, Quincy	6	9	1	1	2	1	3	4	16	5	1	0	3	33
13	POWELL, Wyles	6	15	4	12	1	1	2	3	17	2	4	0	0	37
22	CALE, Myles	1	4	0	2	1	0	0	5	3	3	1	1	0	14
02	NELSON, Anthony	0	0	0	0	0	0	0	0	0	0	2	4	0	0
14	RHOEN, Jared	4	7	0	2	2	2	4	0	2	8	1	1	0	24
15	THOMPSON, Taurian	3	8	0	1	2	1	1	2	7	1	1	0	0	14
07	ROBINSON, Shavar	0	1	0	0	0	0	1	1	0	0	1	0	0	7
35	GILL, Romaro	1	1	0	0	0	0	0	1	2	0	0	0	0	3
Team		0		0		0		0		0		0		0	
Totals		34	65	6	23	30	9	23	30	81	13	13	1	5	200

FG: 15.4% 19.3% 57.6% 20.0% 16.4% 15.2% 46.3% 9.4% 34.6% 52.3%

FG % 1st Half: 19-33 57.6% 2nd Half: 15-32 46.9% Game: 34-65 52.3%
3PG % 1st Half: 3-11 27.3% 2nd Half: 3-12 25.0% Game: 6-23 26.1%
FT % 1st Half: 5-7 71.4% 2nd Half: 5-7 71.4% Game: 9-14 64.3%

Officials: Michael Irving, Chris Radatzer, Mike Greenstein
Technical Fouls: Miami (FL) None. Seton Hall None.
Attendance: 1589

Score by periods	1st	2nd	Total
Miami (FL)	45	36	81
Seton Hall	45	38	83

Last FG - UM 2nd-03:23, HALL 2nd-04:48.
Largest lead - UM by 6 1st-22:18, HALL by 7 2nd-06:22.
UM led for 12:27, HALL led for 20:37. Game was tied for 06:47.

Score tied - 12 times.
Lead changed - 16 times.

Official Basketball Box Score -- Game Totals -- Final Statistics Rutgers vs Miami (FL) 11/28/18 7:15 pm at Coral Gables, FL (Watson Center)

Rutgers 57 • 5-1

##	Player	Total		3-Ptr		Rebounds								PF	TP	A	To	Bk	Stl	Min
		FG	FGA	FG	FGA	FT	FTA	Off	Def	TP	FT									
01	Eugene Omoruyi	1	5	1	3	0	0	1	3	4	11	1	5	1	32					
00	Shaquille Doornick	4	0	0	0	1	3	4	6	10	0	1	0	0	1	26				
02	Geo Baker	9	17	2	6	0	0	7	7	2	16	6	4	0	2	39				
03	Peter Kiss	5	10	2	6	0	0	3	3	0	12	0	1	1	3	26				
05	Issa Thiam	2	7	1	5	2	2	0	7	7	1	7	1	2	2	30				
11	Mamadou Doucoure	0	1	0	0	0	1	0	1	0	0	0	0	0	0	2				
15	Myles Johnson	0	1	0	0	0	2	2	0	0	1	1	0	1	1	12				
22	Caleb McConnell	0	0	0	0	0	0	0	0	0	0	0	0	0	0	0	1			
23	Montez Mathis	2	4	0	1	0	1	1	2	4	0	0	1	0	1	13				
24	Ron Harper Jr.	3	7	0	3	0	0	2	2	3	6	1	1	1	0	19				
Team		0		0		0		0		0		0		0		0		0		
Totals		24	59	6	24	3	6	8	30	43	13	57	10	14	8	200				

FG % 1st Half: 13-31 41.9% 2nd Half: 11-28 39.3% Game: 24-59 40.7%
3PG % 1st Half: 2-11 18.2% 2nd Half: 4-13 30.8% Game: 6-24 25.0%
FT % 1st Half: 0-0 0.0% 2nd Half: 3-6 50.0% Game: 3-6 50.0%

Miami (FL) 54 • 2-2

#	Player	Total		3-Ptr		Rebounds		PF	TP	A	To	Bk	Stl	Min			
		FG	FGA	FG	FGA	FT	FTA										
15	Ebuka Izundu	5	8	0	1	2	4	8	12	2	12	1	2	1	0	26	
00	Chris Lykes	3	11	2	6	0	0	2	2	2	8	4	5	0	1	32	
01	DJ Vasiljevic	1	4	1	6	0	2	1	3	3	5	0	2	0	0	38	
03	Anthony Lawrence	6	13	4	8	0	0	1	7	8	1	16	4	0	2	36	
09	Zach Johnson	6	15	0	4	0	2	2	4	12	2	2	2	3	37		
21	Sam Waardenburg	1	7	0	3	0	0	2	3	0	2	0	0	0	0	17	
22	Deng Gak	0	3	0	0	1	2	4	6	2	1	1	0	0	0	14	
Team		0		0		0		0		0		0		0		0	
Totals		22	65	7	28	3	7	14	29	43	12	54	12	13	5	2	200

BOX SCORES

Official Basketball Box Score -- Game Totals -- Final Statistics

Miami (FL) vs Penn (FL) 12/04/18 7:00 pm at Philadelphia, Pa. (The Palestra)

Miami (FL) 75 • 5-4

#	Player	Total		3-Ptr		Rebounds		PF	TP	A	T	Bk	Stl	Min
		FG	FGA	FG	FGA	Off	Def							
21	Sam Waardenburg	5	7	2-3	2-3	2	1	3	2	14	0	1	0	37
15	Ebuka Izundu	4	8	0-0	0-0	1	4	3	7	5	9	2	0	26
00	Chris Lykes	5	15	0-4	6-8	0	4	4	4	16	5	4	0	31
01	DJ Vasiljevic	4	7	2-5	0-0	2	1	3	3	10	0	0	0	34
03	Anthony Lawrence	3	6	1-2	2-4	0	3	3	2	9	2	1	1	34
23	Zach Johnson	7	14	1-5	2-3	1	1	1	0	17	1	1	0	29
13	Anthony Mack	0	1	0-0	0-0	0	1	0	0	0	0	0	0	9
	Team					1	1	2						
	Totals	28	58	6-20	13-19	9	15	24	16	75	10	7	2	200

FG % 1st Half: 14-27 51.9% 2nd half: 14-31 45.2% Game: 28-58 48.3%
3FG % 1st Half: 4-8 50.0% 2nd half: 2-12 16.7% Game: 6-20 30.0%
FT % 1st Half: 4-7 57.1% 2nd half: 9-12 75.0% Game: 13-19 68.4%

Deadball
Rebounds
2

Penn 89 • 7-2

#	Player	Total		3-Ptr		Rebounds		PF	TP	A	T	Bk	Stl	Min			
		FG	FGA	FG	FGA	Off	Def										
00	Max Rothschild	1	2	0	0	0	2	2	3	5	3	2	1	2	18		
03	AJ Brodeur	9	15	0	0	0	1	7	8	18	6	3	1	2	35		
02	Antonio Woods	2	6	0	2	0	4	5	1	7	4	0	0	0	35		
13	Devon Goodman	6	10	3	5	1	1	2	4	16	4	2	1	0	34		
20	Bryce Washington	3	7	1	5	0	0	2	1	3	5	7	0	0	21		
03	Jake Sipe	3	4	3	4	1	2	0	6	6	10	5	0	0	25		
06	Jackson Donahue	1	1	1	1	0	0	1	0	0	3	0	0	0	5		
23	Michael Wang	9	12	5	6	0	0	2	4	0	23	1	2	0	27		
	Team																
	Totals	34	57	13	23	8	12	9	25	34	18	89	23	9	3	4	200

FG % 1st Half: 19-29 65.5% 2nd half: 15-28 53.6% Game: 34-57 59.6%
3FG % 1st Half: 11-18 61.1% 2nd half: 2-5 40.0% Game: 13-23 56.5%
FT % 1st Half: 4-7 57.1% 2nd half: 7-10 70.0% Game: 8-12 66.7%

Deadball
Rebounds
2

Officials: Nathan Farnell, Alfred Smith, Lamar Simpson

Technical Fouls: Miami (FL)-None, Penn-None.

Attendance: 3015

Score by periods	1st	2nd	Total
Miami (FL)	36	39	75
Penn	50	39	89

Points in Paint: 24 16
Turnovers: 16 14

Last FG: UM 2nd 01:32, PENM 2nd 01:35.

Largest Lead: UM by 4-18 18:20, PENM by 19-20 04:35.

UM led for 01:47, PENM led for 37:50. Game was tied for 00:53.

Score tied 1 time.

Lead changed 1 time.

Official Basketball Box Score -- Game Totals -- Final Statistics

Houston Baptist vs Miami (FL) 12/19/18 7:00 pm at Coral Gables, FL (Watso Center)

Houston Baptist 73 • 3-7

Player	Total		3-Ptr		Rebounds		PF	TP	A	T	Bk	Stl	Min
	FG	RGA	FG	RGA	Off	Def							
00 Philip McKenzie	5-7	2-3	3-4	3	1	4	1	15	2	1	0	1	34
05 Edward Hardt	7-14	0-0	0-1	2	5	7	3	14	1	4	0	1	31
00 Ian Dubose	4-11	1-5	1-3	1	2	2	5	10	3	6	1	2	27
04 Stephen O'Suji	1-2	0-1	0-0	0	1	1	3	2	0	0	0	0	15
23 Oliver Lynch-Daniels	6-10	5-7	2-2	0	4	4	3	19	3	3	0	0	34
03 Anthony Stewart	0-0	0-0	0-0	0	1	1	0	1	0	1	0	0	6
22 Jason Gates	3-8	2-6	0-0	0	0	0	1	8	0	0	0	0	16
36 Braxton Bonds	0-2	0-1	2-4	0	7	7	1	2	3	2	0	0	28
12 Benjamin Ukoku	1-1	0-0	0-0	1	1	2	0	1	0	0	0	0	9
Team					1	1							
Totals	27-55	11-23	8-14	7	22	29	14	73	15	17	1	5	200

FG % 1st Half: 13-30 43.3% 2nd half: 14-25 56.0% Game: 27-55 49.1%
3FG % 1st Half: 6-12 50.0% 2nd half: 5-11 45.5% Game: 11-23 47.8%
FT % 1st Half: 1-6 16.7% 2nd half: 7-8 87.5% Game: 8-14 57.1%

Deadball
Rebounds
2

Miami (FL) 80 • 6-4

Miami (FL) 80 • 6•4														
#• Player	Total		3-Ptr		Rebounds		PF	TP	A	TO	Bk	Stl	Min	
	FG	FGA	FG	FGA	Off	Def								
21 Sam Waardenburg	1-2	2-3	0-1	2-2	1	2	3	4	6	1	1	1	24	
15 Ebuka Izundu	4-8	6-10	0-0	3-4	4	7	11	0	15	2	1	4	24	
00 Chris Lykes	5-9	9-12	1-2	3-5	1	4	5	14	4	4	0	0	31	
01 DJ Vasiljevic	4-12	12-18	3-10	2-2	5	4	5	2	15	4	0	0	34	
03 Anthony Lawrence	6-12	12-17	4-7	1-2	1	4	5	17	2	3	2	3	33	
05 Zach Johnson	4-8	1-3	0-2	0	1	1	3	9	2	4	0	0	37	
13 Anthony Mack	2-5	2-5	0-0	0	2	2	4	0	2	6	1	0	0	17
Team					0	1	1							
Totals	29-57	57-80	11-28	11-17	10	25	35	18	80	17	14	7	9	200

FG % 1st Half: 15-28 53.6% 2nd half: 14-29 48.3% Game: 29-57 50.9%
3FG % 1st Half: 6-17 47.1% 2nd half: 3-11 27.3% Game: 11-28 39.3%
FT % 1st Half: 2-2 100.0% 2nd half: 9-15 60.0% Game: 11-17 64.7%

Deadball
Rebounds
2

Officials: Bill Covington, J.R. Deas, Bart Smith

Technical Fouls: Houston Baptist-None, Miami (FL)-DJ Vasiljevic.

Attendance: 6553

Score by periods	1st	2nd	Total
Houston Baptist	33	40	73
Miami (FL)	40	40	80

Last FG: HBU 2nd 00:14, UM 2nd 00:16.

Largest Lead: HBU by 1-2 13:26, UM by 13 2nd 06:30.

HBU led for 00:06, UM led for 39:12. Game was tied for 00:42.

Score tied 1 time.

Lead changed 2 times.

Official Basketball Box Score -- Game Totals -- Final Statistics

Fla. Atlantic vs Miami (FL) 12/22/18 2:00 pm at Coral Gables, FL (Watso Center)

Fla. Atlantic 55 • 8-4

#	Player	Total		3-Ptr		Rebounds		PF	TP	A	T	Bk	Stl	Min
		FG	RGA	FG	RGA	Off	Def							
00	Jaylen Seabree	6-14	4-7	2-2	0	1	1	2	18	1	3	0	0	28
00	Madian Niang	1-6	0-2	0-0	2	4	6	4	1	2	0	1	26	
23	Karis Sillis	7-10	0-0	0-0	0	0	0	0	0	0	0	0	0	26
03	Anthony Adger	7-14	5-9	0-1	0	4	2	19	2	4	0	2	31	
23	Richardson Maitre	0-4	0-2	0-0	0	1	1	0	1	0	1	0	14	
16	Kevanah Ellis	0-1	0-1	0-0	0	0	0	0	0	0	0	0	14	
11	Michael Forrest	2-9	0-4	1-2	0	4	3	5	4	0	0	0	29	
12	Aleksandar Zecovic	1-4	0-0	2-2	3	2	5	0	4	1	1	0	14	
21	Simeon Leptchev	2-5	0-1	1-2	4	3	2	5	1	1	0	0	31	
24	Cedric Jackson	0-3	0-3	0-0	0	0	2	0	0	0	0	0	7	
	Team					2	5							
	Totals	20-60	9-29	6-9	11	24	35	16	55	11	16	0	3	200

FG % 1st Half: 9-30 30.0% 2nd half: 11-30 36.7% Game: 20-60 33.3%
3FG % 1st Half: 4-15 26.7% 2nd half: 5-14 35.7% Game: 9-29 30.9%
FT % 1st Half: 1-2 50.0% 2nd half: 5-7 71.4% Game: 6-9 66.7%

Deadball
Rebounds
1

Miami (FL) 75 • 7-4

#	Player	Total		3-Ptr		Rebounds		PF	TP	A	T	Bk	Stl	Min
		FG	FGA	FG	FGA	Off	Def							
21	Sam Waardenburg	1	5	1-4	1-2	0	2	2	1	4	1	2	0	29
15	Ebuka Izundu	9	11	0-0	1-2	2	11	13	1	19	0	1	3	31
00	Chris Lykes	5	12	4-0	2-2	0	1	1	4	12	7	2	0	39
01	DJ Vasiljevic	3	7	3-7	0-0	0	5	5	0	9	3	1	0	33
03	Anthony Lawrence	6	12	3-8	2-2	2	6	8	2	17	8	0	1	33
12	Willie Herenton	0	0	0-0	0-0	0	0	0	0	0	0	0	0	1
23	Zach Johnson	2	6	0-2	2-2	0	3	3	6	0	1	1	2	23
13	Anthony Mack	3	4	2-3	0-0	0	0	2	8	2	0	0	1	21
	Team					0	3	3						
	Totals	29	57	12-28	8-10	4	31	35	13	75	21	12	4	200

FG % 1st Half: 20-34 58.8% 2nd half: 9-23 39.1% Game: 29-57 50.9%
3FG % 1st Half: 5-13 38.5% 2nd half: 4-15 26.7% Game: 9-28 32.1%
FT % 1st Half: 1-1 100.0% 2nd half: 7-9 77.8% Game: 8-10 80.0%

Deadball
Rebounds
2

Officials: Clarence Armstrong, Tim Comer, Raymie Shyons

Technical Fouls: Fla. Atlantic-None, Miami (FL)-None.

Attendance: 6222

Score by periods	1st	2nd	Total
Fla. Atlantic	23	32	55
Miami (FL)	46	29	75

Points in Paint: 20 15

Turnovers: 11 5

Last FG: FLA 2nd 01:11, UM 2nd 02:30.

Largest Lead: FLA None, UM by 32 2nd 18:43.

FLA led for 00:00, UM led for 39:11. Game was tied for 00:49.

Score tied 0 times.

Lead changed 0 times.

Official Basketball Box Score -- Game Totals -- Final Statistics

Campbell vs Miami (FL) 12/29/18 4:00 pm at Coral Gables, FL (Watso Center)

Campbell 62 • 6-7

#	Player	Total		3-Ptr		Rebounds		PF	TP	A	T	Bk	Stl	Min
		FG	FGA	FG	FGA	FT	FTA							
24	Isaac Chatham	1-2	0-1	0-0	0	5	5	1	2	0	0	1	27	
25	Andrew Eudy	5-11	0-2	4-4	5	6	11	4	14	2	3	0	28	
00	Trey Spencer	7-7	1-1	2-7	0-0	1	0	1	4	6	1	2	0	33
03	Chris Clemens	7-21	2-10	3-4	0	2	2	3	19	3	4	0	2	32
22	Cory Gleason	2-10	1-8	1-1	2	3	5	4	6	0	2	0	2	32
22	Ja'Cor Nelson	6-13	1-4	1-2	2	2	4	3	14	2	1	0	3	30
11	Jordan Whitefield	0-0	0-0	0-0	0	0	0	0	0	1	0	0	0	6
21	Brooks Claxton	0-0	0-0	1-2	1	0	1	0	1	0	0	0	0	12
	Totals	23-64	6-32	10-13	13	31	19	62	13	3	10	2	0	200

BOX SCORES

Official Basketball Box Score -- Game Totals -- Final Statistics

NC State vs Miami (FL) 01/03/19 7:00 pm at Coral Gables, FL (Watson Center)

NC State 87 • 13-1, 1-0

#	Player	Total	3-Pr			Rebounds			PF	TP	A	To	Bk	Stl	Min
			FG	FGA	FT-FTA	Off	Def	Total							
13	Wyatt Walker	c	3-7	0-0	3-4	8	3	11	4	9	0	2	0	0	23
00	Torin Dorn	c	3-9	0-3	1-2	0	6	6	1	7	3	1	1	2	23
10	Braxton Beverly	c	4-12	3-10	0-0	2	4	3	11	6	4	0	0	0	30
11	C.J. Bryce	c	4-10	0-3	2-2	3	6	9	3	10	2	1	0	0	25
24	Devon Daniels	c	7-10	2-2	3-4	7	8	3	10	0	3	1	0	0	32
00	Derek Funderburk	c	3-3	1-1	1-2	1	3	4	5	8	0	1	1	2	16
40	Jericco Helms	c	1-7	1-4	0-0	2	2	1	3	0	0	0	0	0	12
05	Eric Lockett	c	0-2	0-1	0-0	2	0	2	1	0	1	0	0	0	6
11	Markell Johnson	c	6-8	4-6	4-4	0	4	4	2	20	5	4	0	0	23
	Team					1	0	1							
	Totals		31-68	11-30	14-18	18	53	51	23	87	17	16	3	4200	

FG % 1st Half: 14.28 36.8% 2nd half: 11.11 38.7% Game: 24.56 42.9%
 3PG % 1st Half: 5-18 27.8% 2nd half: 6-12 50.0% Game: 13.33 36.7%
 FT % 1st Half: 4-8 50.0% 2nd half: 10-12 83.3% Game: 14-18 77.8%

Miami (FL) 82 • 8-5, 0-1

Player	Total		3-Pr		Rebounds		PF	TP	A	To	Bk	Stl	Min
	FG-RGA	FT-FTA	Off	Def	Off	Def							
21 Sam Waardenburg	0-2	0-1	0-0	0-0	0	0	0	0	0	1	0	1	0
15 Ebuka Izundu	4-8	0-1	2-5	7	4	11	2	10	2	1	0	0	36
00 Chris Lykes	0-10	3-4	5-6	0	0	0	3	28	2	2	0	1	35
02 DJ Vasilevich	1-5	1-4	3-4	0	0	3	3	1	6	1	0	1	27
00 Anthony Lawrence	4-7	3-4	1-4	1	5	6	1	12	3	2	1	0	28
03 Zach Johnson	7-17	2-5	5-10	1	4	5	21	4	1	0	1	0	32
11 Anthony Mack	2-7	1-6	0-0	2	2	2	5	0	0	0	1	0	27
Team													
Totals	28-61	10-25	16-29	9	20	29	14	82	12	7	1	7	200
FG % 1st half: 17-34 50.0% 2nd half: 11-27 40.7% Game: 28-61 45.9% Deafblind													
3FG % 1st half: 5-11 45.5% 2nd half: 4-14 28.6% Game: 10-26 38.5% Deafblind													
FT % 1st half: 6-13 46.2% 2nd half: 4-10 40.0% Game: 10-24 41.7% Deafblind													

FG % 1st Half: 17.34 50.0% 2nd half: 11-27 40.7%
 3PG % 1st Half: 5-11 45.5% 2nd half: 5-14 35.7% Game: 19-29 65.5%
 FT % 1st Half: 6-13 46.2% 2nd half: 10-16 62.5% Game: 16-29 55.2%

Officials: Brent Hammett, Doug Shows, Ted Valentine
 Technical fouls: NC State None, Miami (FL) None
 Attendance: 6983

Score by periods	1st	2nd	Total
NC State	37	50	87
Miami (FL)	45	37	82

Last FG: ST 2nd-03:41, UM 2nd-00:03.
 Largest lead: 19 by 7:40-00:00, 19 by 13:00-09:53
 ST led for 16:23, UM led for 22:28. Game was tied for 00:08.

Score tied - 3 times.
Lead changed - 7 times.

Score tied: 3 times.
 Lead changed: 7 times.

Official Basketball Box Score -- Game Totals -- Final Statistics

Miami (FL) vs Louisville 01/05/19 6:00 pm at Louisville, KY (KFC Yum! Center)

Miami (FL) 73 • 8-6 (0-2)

#	Player	Total		3-Pr		Rebounds				PF	TP	A	To	Bk	Stl	Min
		FG-FGA	FG-FG%	FT-FTA	FT-FT%	Off	Def	Total								
15	Ebuka Izundu	c	1-5	0-0	6-7	5	10	3	8	0	0	0	0	0	0	26
00	Chris Lykes		6-12	2-5	4-5	1	3	4	18	4	2	0	0	0	0	33
03	Anthony Lawrence		1-6	1-5	1-2	0	1	3	4	1	2	0	0	0	0	21
00	Zach Johnson		7-14	1-4	4-6	0	4	4	1	19	0	3	0	3	3	37
11	Anthony Mack		1-3	1-2	0-0	0	3	3	3	0	0	0	0	0	0	21
02	DJ Vasilevich		7-11	5-8	0-0	0	4	4	3	19	0	0	0	0	0	32
02	Willie Herenton		0-0	0-0	0-0	0	0	0	0	0	0	0	0	0	0	2
21	Sam Waardenburg		1-5	0-2	0-0	4	4	8	2	1	2	0	0	0	0	25
	Team					1	0	1								
	Totals		24-56	10-26	15-20	11	24	35	16	73	7	13	0	4	0	200

FG % 1st Half: 12.25 48.0% 2nd half: 12-31 38.7% Game: 24-56 42.9%
 3PG % 1st Half: 7-14 50.0% 2nd half: 3-10 30.0% Game: 10-36 27.8%
 FT % 1st Half: 10-12 83.3% 2nd half: 5-8 62.5% Game: 15-20 75.0%

Louisville 90 • 10-4 (1-0)

Player	FG-FGA	FT-FTA	Off	Def	TP	P	A	To	Bk	Stl	Min	
24 Dwayne Sutton	4-9	1-5	4	3	7	1	13	2	1	0	34	
33 Jordan Nwora	8-16	3-6	1	1	6	7	1	20	1	0	37	
13 Steven Enoch	3-5	0-0	0	2	2	6	0	1	0	0	13	
00 Christen Cunningham	0-4	0-3	0-1	0	4	4	2	1	5	1	35	
02 Darius Perry	0-1	0-1	2	2	0	0	1	2	0	2	4	
00 Alexey Abo	0-1	0-0	0-0	0	0	0	1	0	1	0	3	
10 Jo Griffin	0-0	0-0	0	0	0	0	0	0	0	0	0	
00 Aaron Force	1-2	1-1	0-0	0	1	2	3	1	0	0	13	
05 Malik Williams	8-14	2-4	1	2	6	5	11	2	19	0	23	
13 VJ King	3-2	0-0	0	3	0	3	0	4	1	0	10	
30 Ryan McMahon	3-10	3-9	3	3	2	12	9	0	0	0	28	
Team												
Totals	33-69	13-31	11-15	15	24	36	16	90	19	7	1	200

FG % 1st Half: 13.30 43.3% 2nd half: 19-39 51.3% Game: 19-39 51.3%
 3PG % 1st Half: 5-15 33.3% 2nd half: 8-16 50.0% Game: 13-31 41.9%
 FT % 1st Half: 9-11 81.8% 2nd half: 2-2 100.0% Game: 11-13 84.6%

Officials: A.J. Desai, John Gaffney, Jamie Luckie
 Technical fouls: Miami (FL) None, Louisville None
 Attendance: 15950

Score by periods	1st	2nd	Total
Louisville	42	48	90
Miami (FL)	40	33	73

Last FG: UM 2nd-01:05, UM 2nd-01:19.
 Largest lead: 16 by 15:40-00:00, 16 by 18:30-03:50.
 UM led for 24:20, UM led for 14:51. Game was tied for 00:49.

	In	Off	2nd	Fast	
Points	Paint	T/O	Chance	Break	Bench
UM	22	7	7	4	21
UL	26	11	18	10	38

Score tied: 1 time.
 Lead changed: 2 times.

Official Basketball Box Score -- Game Totals -- Final Statistics

Miami (FL) vs Florida State 01/09/19 9:00 pm at Tallahassee, FL (The Tucker Center)

Miami (FL) 82 • 8-7, 0-3 ACC

Player	Total	3-Pr	Rebounds	PF	TP	A	To	Bk	Stl	Min
	FG-RGA	FT-FTA	Off Def	TP	A	To	Bk	Stl	Min	
15 Ebuka Izundu	6-10	0-0	1-1	5	4	9	4	13	1	0
00 Chris Lykes	5-12	1-3	6-6	0	3	3	17	2	2	0
03 Anthony Lawrence	4-9	1-3	5-6	0	4	3	14	2	4	0
00 Zach Johnson	2-11	0-3	2-4	1	5	6	3	6	0	5
11 Anthony Mack	1-6	0-0	0-0	2	2	0	2	4	0	0
02 DJ Vasilevich	2-6	2-6	0-1	2	3	5	2	6	1	0
02 Willie Herenton	0-0	0-0	0-0	0	0	0	0	0	0	0
21 Sam Waardenburg	0-0	0-0	4-4	0	0	0	0	4	0	0
Team			0	2	2					
Totals	20-54	4-18	18-22	8	23	31	15	62	10	2

FG % 1st Half:	7-24	29.2%	2nd Half:	13-30	43.3%	Game:	20-54	37.0%	DePaul	20-44	45.5%
FT % 1st Half:	2-10	20.0%	2nd Half:	3-10	30.0%	Game:	4-18	22.2%	DePaul	10-24	41.7%

FG % 1st Half: 7-24 29.2% 2nd half: 13-30 43.3%
 3PG % 1st Half: 2-8 25.0% 2nd half: 2-5 40.0% Game: 15-22 68.2%
 FT % 1st Half: 5-13 38.5% 2nd half: 5-7 71.4% Game: 10-22 45.5%

Florida State 68 • 13-2, 1-1 ACC

00 WILLIAMS, New	F	5-8	0-0	2-2	2	3	2	0	0	0	0	29
21 TAYLOR, Deshon	F	0-6	0-0	1-2	3	2	5	3	1	2	0	27
01 MCWILLIAMS, Johnny	F	2-8	0-3	2-4	1	5	6	0	6	1	2	27
14 Mann, Terance	F	3-5	1-1	0-0	2	4	6	2	7	2	2	28
23 Walker, M.J.	G	2-6	0-4	2-2	0	3	3	1	6	2	1	17
01 Gray, RaQuan	G	3-4	0-1	0-0	1	2	3	1	6	3	1	17
05 Savoy, P.J.	F	4-10	2-8	0-0	1	1	1	10	0	0	0	17
11 GRAY, Christian	F	5-8	1-3	2-3	0	1	1	3	3	1	0	22
13 AGAU, Aquir	G	0-0	0-0	0-0	0	0	0	2	0	0	0	2
24 Vassell, Devin	F	1-2	1-2	0-0	0	0	0	1	3	0	0	7
25 Kabengele, Wilfrido	F	4-7	0-0	1-2	2	5	7	5	9	0	1	17
Team												
Totals		27-64	6-26	8-13	11	27	28	20	68	15	9	3 200

FG % 1st Half: 13-33 39.4% 2nd half: 14-31 45.2%
 3PG % 1st Half: 3-15 20.0% 2nd half: 2-12 16.7% Game: 15-27 55.6%
 FT % 1st Half: 4-5 80.0% 2nd half: 4-8 50.0% Game: 8-13 61.5%

Officials: Mike Eades, Pat Driscoll, Tim Clougherty
 Technical fouls: Miami (FL) None, Florida State None
 Attendance: 10531

Score by periods	1st	2nd	Total
Miami (FL)	33	49	82
Florida State	33	35	68

Last FG: UM 2nd-00:56, FS 2nd-00:29.
 Largest lead: UM by 3:40-00:00, FS by 13:00-07:15
 UM led for 05:24, FS led for 27:46. Game was tied for 02:44.

In aint	Off T/O	2nd Chance	Fast Break	Bench
28	10	7	5	10
36	11	10	8	41

Score tied: 4 times.
 Lead changed: 6 times.

Official Basketball Box Score -- Game Totals -- Final Statistics

Wake Forest vs Miami (FL) 01/12/19 2:00 pm at Coral Gables, FL (Watson Center)

Wake Forest 65 • 7-8, 0-3

#	Player	FG		3-Pr		Rebounds		PF	TP	A	To	Bk	Stl	Min
		Total	Pct	FT	FTA	Off	Def							
10	Jaylen Hoard	3-12	0-0	0-0	0-0	4	7	11	5	6	0	0	34	
33	Ikenna Smart	2-3	0-0	0-0	0-0	2	3	5	1	4	0	0	14	
00	Brandon Childers	2-12	2-9	5-5	1	2	3	1	7	2	0	0	39	
02	Sharone Wright, Jr.	2-7	1-5	0-0	1	1	2	5	1	1	0	0	28	
23	Chaundee Brown	9-15	2-5	2-3	2	1	3	4	22	0	0	1	26	
01	Isaiah Mucius	2-5	0-3	0-0	1	2	3	1	4	0	1	0	19	
04	Tony Johnson	0-5	0-3	0-0	0	1	0	2	0	0	0	0	14	
20	Michael Wynn	4-9	2-7	1-1	1	0	1	12	1	0	0	0	12	
00	Olivier Sarr	1-5	0-0	0-0	2	2	4	1	2	1	2	0	14	
	Team					4	2	6						
Totals		25-73	7-33	8-9	18	21	39	20	65	11	12	0	7	200

FG % 1st Half: 14-36 38.9% 2nd half: 11-37 29.7% Game: 25-73 34.2%
 3PG % 1st Half: 4-17 23.5% 2nd half: 3-16 18.8% Game: 7-33 21.2%
 FT % 1st Half: 1-1 100.0% 2nd half:

BOX SCORES

Official Basketball Box Score -- Game Totals -- Final Statistics

Miami (FL) vs Virginia (02/02/19 2:00 pm at Charlottesville, VA (Paul Jones Arena))

Miami (FL) 46 - 9-12 (1-8)

##	Player	Total	3-Pr	FG-RGA	FG-GA	FT-FTA	Off Def Tot	PF	TP	A	T	Bk	Stl	Min
15	Ebuka Izundu	4-7	0-0	0-2	3	8	11	4	8	0	1	0	1	34
00	Chris Lykes	5-13	2-7	4-7	1	3	4	3	16	1	0	0	1	35
02	DJ Vasiljevic	0-3	0-3	0-0	2	2	0	0	0	0	1	0	1	16
03	Anthony Lawrence	0-7	0-5	2-2	0	0	1	2	3	1	0	1	0	34
05	Zach Johnson	4-10	1-2	1-2	3	3	10	2	2	1	0	0	1	29
13	Anthony Mack	0-1	0-1	0-0	0	0	0	0	0	1	0	0	6	6
21	Sam Waardenburg	4-9	1-3	1-2	1	2	3	10	0	1	1	1	1	36
Team														
Totals		17-50	4-21	8-15	5	19	24	14	46	6	7	2	6	200

FG % 1st Half: 7-12 28.0% 2nd half: 10-25 40.0% Game: 17-50 34.0%
3PG % 1st Half: 3-7 25.0% 2nd half: 1-9 11.1% Game: 4-21 19.0%
FT % 1st Half: 4-7 57.1% 2nd half: 4-8 50.0% Game: 8-15 53.3%

Virginia 56 - 20-1 (8-1)

#	Player	Total	3-Pr			Rebounds			PF	TP	A	T	Bk	Stl	Min
			FG	FGA	FG-FGA	Off	Def	Tot							
25	Mamadou Diakite	1	4-7	0-0	3-4	5	1	6	4	11	0	2	3	0	31
33	Jack Salt	c	3-5	0-0	1-1	2	7	9	1	7	0	1	0	0	18
00	Khiel Clark	c	3-5	2-3	1-3	0	5	5	1	9	6	6	0	0	37
04	Kyle Guy	c	4-15	2-8	0-0	0	4	4	1	10	3	1	0	1	38
12	De'Andre Hunter	c	6-13	1-2	1-2	1	5	6	2	14	2	2	1	2	39
02	Braxton Key	c	2-5	1-3	0-0	1	7	8	1	5	4	2	2	2	27
24	Marco Anthony	c	0-0	0-0	0-0	0	0	0	0	0	0	0	0	0	1
30	Jay Huff	c	0-2	0-1	0-0	1	1	2	0	0	1	1	0	0	9
	Team					2	0	2	0	0	0	0	0	0	0

FG % 1st Half: 11-28 39.3% 2nd half: 11-24 45.8% Game: 22-52 42.3%
3PG % 1st Half: 3-8 37.5% 2nd half: 3-8 37.5% Game: 6-17 35.3%
FT % 1st Half: 3-4 75.0% 2nd half: 3-6 50.0% Game: 6-10 60.0%

Officials: Lamar Simpson, Jeff Clark, Mike Roberts

Technical fouls: Miami (FL)-None, Virginia-None.

Attendance: 13978

Score by periods	1st	2nd	Total
Miami (FL)	23	23	46
Virginia	25	31	56

Last FG: UM 2nd-00:28, UVA 2nd-02:37
Largest Lead: UM by 7 1st-12:08, UVA by 13 2nd-02:27
UM led for 01:12, UVA led for 25:51, Game was tied for 02:36.

Points	In	Off	2nd	Fast
UM	24	4	6	5
UVA	26	8	1	5

Lead changed - 2 times.

Official Basketball Box Score -- Game Totals -- Final Statistics

Miami (FL) vs North Carolina (02/09/19 12:00 PM at Smith Center)

Miami (FL) 85 - 10-13, 2-9 ACC

##	Player	FG	FGA	3-Pr	FG	FGA	FT	FTA	Off	Def	Tot	PF	TP	A	T	Bk	Stl	Min
15	Ebuka Izundu	c	4-6	0-0	1-1	5	5	10	4	9	0	2	1	0	2	1	0	39
00	Chris Lykes	g	10-23	5-11	2-2	0	2	1	27	4	6	0	0	1	41			41
02	DJ Vasiljevic	g	5-9	1-5	0-0	0	7	2	11	2	2	0	0	0	40			40
03	Anthony Lawrence	g	6-13	3-8	2-2	0	9	4	17	5	3	0	1	39				39
13	Anthony Mack	g	0-1	0-0	0	1	0	0	0	0	0	0	0	1	12			12
02	Herenton, Willie	g	0-0	0-0	0-0	0	0	0	0	0	0	0	0	0	1			1
05	Zach Johnson	g	4-13	3-5	2-2	2	1	3	12	2	3	0	2	34				34
21	Sam Waardenburg	g	3-3	2-2	0-0	1	2	3	8	1	1	1	0	1	19			19
Team									0	4	4							
Totals			32-68	14-31	7-7	9	30	39	16	85	14	16	3	6	225			

FG % 1st Half: 12-23 37.5% 2nd half: 17-30 56.0% Game: 29-53 53.8%
3PG % 1st Half: 3-11 28.2% 2nd half: 10-17 58.8% Game: 13-28 46.4%
FT % 1st Half: 4-4 100.0 2nd half: 3-3 100.0 Game: 7-7 100.0

North Carolina 88 - 19-4, 9-1 ACC

#	Player	Total			3-Pr			Rebounds							Min
		FG	RGA	FGA	FT	FTA	Off	Def	PF	TP	A	TB	Stl		
12	Garrison Brooks	3	6	0	0	1	5	6	1	6	2	0	0	1	32
32	Luke Maye	7	15	2	4	2	4	2	20	2	1	1	1	32	
02	Coby White	11	16	7	10	4	5	0	3	2	33	6	3	1	32
13	Cameron Johnson	3	11	2	7	4	4	1	3	4	12	1	1	0	37
34	Kenny Williams	2	5	1	4	0	0	3	3	2	5	1	2	1	34
00	Seventh Woods	0	2	0	0	0	0	0	1	0	2	1	0	0	13
01	Andrew Platek	0	0	0	0	0	0	0	0	0	0	0	0	0	3
03	Brandon Robinson	0	2	0	0	0	0	0	0	0	1	0	0	0	2
04	Nasser Little	4	8	1	1	1	2	0	6	6	1	10	0	1	26
40	Brandon Huffman	1	3	0	0	0	1	1	1	2	0	0	1	0	6
Team															
Totals		31	66	13	26	13	17	6	26	32	13	88	15	10	225

FG % 1st Half: 12-23 36.4% 2nd half: 16-25 64.0% Game: 29-53 53.8%
3PG % 1st Half: 3-11 28.2% 2nd half: 10-17 58.8% Game: 13-28 46.4%
FT % 1st Half: 4-4 100.0 2nd half: 3-3 100.0 Game: 7-7 100.0

Officials: Roger Ayers, Bill Covington, Tony Henderson

Technical fouls: Miami (FL)-None, North Carolina-None.

Attendance: 21383

Attendance based on tickets distributed

Score by periods	1st	2nd	Total
Miami (FL)	33	52	85
North Carolina	31	57	88

Last FG: UM 1st-07:28, NC 07:00:45
Largest Lead: UM by 7 2nd-07:28, NC by 7 1st-07:37
UM led for 18:46, NC led for 18:34, Game was tied for 07:40.

Score tied - 7 times.

Lead changed - 12 times.

Official Basketball Box Score -- Game Totals -- Final Statistics

Notre Dame vs Miami (FL) (02/06/19 7:00 pm at Coral Gables, FL (Watson Center))

Notre Dame 47 - 14-19

#	Player	Total		3-Pr		Rebounds									
		FG	FTA	FG	FTA	Off	Def	Total	PF	TP	A	T	Bk	Stl	Min
15	Mooney	4	9	1-5	2-2	0	0	0	0	0	0	0	0	0	36
03	Prentiss Hubby	1	7	1-6	0-0	2	1	3	1	3	2	6	0	3	32
02	D.J. Harvey	4	8	2-5	4-4	0	2	2	0	14	0	0	1	0	29
13	T.J. Gibbs	6	9	0-6	0-0	0	2	2	2	2	0	0	0	35	
13	Nikola Djogo	0	2	0-0	0-0	1	6	7	1	4	1	0	0	23	
11	Jowann Durham	4	6	0-0	0-0	2	2	4	2	8	0	1	1	12	
14	Nate Laszewski	2	6	0-2	1-1	2	2	4	0	5	0	1	0	19	
15	Chris Doherty	0	0	0-0	0-0	0	0	0	0	0	0	0	0	2	
23	Dane Goodwin	0	5	0-1	0-0	0	3	1	0	0	0	0	0	22	
25	Liam Neeligan	0	0	0-0	0-0	0	0	0	0	0	0	0	0	0	
Team															
Totals		18-56	4-28	7-7	9-24	31	10	47	7	14	1	6	200		

FG % 1st Half: 8-25 32.0% 2nd half: 10-31 32.3% Game: 18-56 32.1%
3PG % 1st Half: 3-24 12.5% 2nd half: 1-14 7.1% Game: 4-28 14.3%
FT % 1st Half: 4-4 100.0 2nd half: 3-3 100.0 Game: 7-7 100.0

Miami (FL) 62 - 14-18

##	Player	Total	3-Pr	FG-RGA	FG-GA	FT-FTA	Off Def Tot	PF	TP	A	T	Bk	Stl	Min
15	Ebuka Izundu	7-7	0-0	0-0	3	4	7	2	14	1	0	0	1	30
00	Chris Lykes	5-10	0-4	1-1	1	2	3	2	11	1	2	0	2	31
02	DJ Vasiljevic	5-14	3-9	2-2	2	8	10	2	15	1	2	0	2	34
03	Anthony Lawrence	5-13	1-4	0-0	3	9	12	3	11	2	1	0	2	37
05	Zach Johnson	4-12	0-2	1-2	0	0	0	1	9	3	0	3	3	33
13	Anthony Mack	0-2	0-0	0-0	0	0	0	0	0	1	0	0	1	6
21	Sam Waardenburg	1-4	0-0	0-0	2	3	5	2	0	2	0	1	0	27
Team														
Totals		27-62	4-22	4-5	11	28	39	13	62	8	10	1	10	200

FG % 1st Half: 12-29 41.4% 2nd half: 15-33 45.5% Game: 27-62 43.5%
3PG % 1st Half: 3-9 33.3% 2nd half: 1-3 23.1% Game: 4-12 33.3%
FT % 1st Half: 3-3 100.0 2nd half: 3-2 50.0% Game: 4-5 80.0%

Officials: James Breeding, Pat Driscoll, AJ Deas

Technical fouls: Notre Dame-None, Miami (FL)-None.

Attendance: 6372

2019-19 Men's Basketball, Round 0, Miami (FL) vs Notre Dame, Played at .

Score by periods	1st	2nd	Total
Notre Dame	23	24	47
Miami (FL)	28	34	62

Last FG: ND 2nd-01:09, UM 2nd-00:00
Largest Lead: ND by 9 1st-17:21, UM by 12 2nd-08:27
ND led for 13:55, UM led for 25:05, Game was tied for 02:00.

Points	In	Off	2nd	Fast
ND	26	9	4	9
UM	34	6	4	9

Score tied - 6 times.

Lead changed - 5 times.

Official Basketball Box Score -- Game Totals -- Final Statistics

Clemson vs Miami (FL) (02/13/19 7:00 pm at Coral Gables, FL (Watson Center))

Clemson 64 - 15-9 (5-6)

##		Player	Totals			Rebounds			Other Stats					Min		
			FG	FGA	3-Pr	FT	FTA	Off	Def	TP	PF	A	TB	Stl	Min	
14	Elijah Thomas	7	11	0	0	2	2	2	7	9	3	16	1	2	1	35
24	Dakota Sklar	3	3	0	2	0	0	1	3	4	1	0	1	2	0	34
25	Aamir Simms	2	5	1	4	0	0	1	4	5	1	2	1	1	1	18
02	Marquise Reed	5	17	0	3	9	9	0	4	4	2	19	0	1	0	28
04	Shelton Mitchell	5	11	1	5	4	4	2	3	5	0	15	2	2	0	38
00	Clyde Trapp	4	4	1	1	0	0	0	4	4	9	1	2	0	1	24
05	Hunter Tyson	0	4	0	0	0	0	0	0	0	1	0	0	2	0	15
06	John Newman III	0	0	0	0	0	0	0	0	0	0	0	0	0	1	3
35	Javan White	0	0	0	0	0	0	3	3	1	0	0	0	0	0	5
		Team						4	0	4						

BOX SCORES

Official Basketball Box Score -- Game Totals -- Final Statistics Pittsburgh vs Miami (FL) 03/05/19 8:00 pm at Coral Gables, FL (Watson Center)

Pittsburgh 63 • 12-18 (2-15)

#	Player	Total		3-Ptr		Rebounds		PF	TP	A	To	Bk	Stl	Min			
		FG	FGA	FT	FTA	Off	Def								Tot		
21	Terrrell Brown	0	4	0	1	1	1	0	0	0	0	0	1	14			
01	Xavier Johnson	3	8	0	2	4	8	0	6	4	10	5	7	0	1	37	
02	Trey McDowens	2	5	1	3	1	3	1	2	3	0	6	0	0	0	1	16
06	Jared Wilson-Frame	6	12	6	11	0	2	1	3	4	3	18	1	1	0	0	40
05	Aud'iese Toney	1	2	1	2	1	2	2	4	6	5	4	0	2	0	0	17
03	Malik Ellison	2	5	1	2	0	0	0	6	2	5	1	2	0	0	0	20
11	Sidy N'Dir	3	8	0	4	3	4	1	2	3	1	9	5	3	0	0	23
15	Kene Chukwuka	4	4	0	0	2	2	1	2	3	3	10	1	0	1	0	26
	Team																
Totals		21	48	9	25	12	23	9	26	35	19	63	13	15	1	4	200

FG % 1st Half: 9-23 39.1% 2nd Half: 12-25 48.0% Game: 21-48 43.8%
3PG % 1st Half: 3-12 25.0% 2nd Half: 9-23 38.8% Game: 12-23 36.2%
FT % 1st Half: 10-13 76.9% 2nd Half: 2-10 20.0% Game: 12-23 52.2%

Miami (FL) 76 • 13-16 (5-12)

#	Player	Total		3-Ptr		Rebounds			PF	TP	A	To	Bk	Stl	Min	
		FG	FTA	FG	FTA	FT	FTA	Off								
15	Ebuka Izundu	5	10	0	0	4	7	14	3	14	1	1	0	0	27	
00	Chris Lykes	3	8	2	4	0	1	0	2	4	8	3	2	0	29	
04	Anthony Lawrence	10	16	3	5	4	4	2	9	11	1	27	4	1	0	37
05	Zach Johnson	4	11	0	3	4	4	1	0	1	12	2	4	2	0	23
13	Anthony Mack	0	2	0	2	2	2	0	1	1	0	2	0	1	0	13
01	DJ Vasiljevic	5	14	3	9	0	0	1	3	4	2	13	0	0	4	36
02	Willie Herenton	0	0	0	0	0	0	0	0	0	0	0	0	0	0	23
21	Sam Waardenburg	0	2	0	1	0	0	0	1	1	4	0	2	1	0	23
	Team							3	1	4			1			
Totals		27-63	8-24	14-18	14	24	38	16	76	14	9	0	8	200		

FG % 1st Half: 14-36 38.9% 2nd Half: 13-27 48.1% Game: 27-63 42.9%
3PG % 1st Half: 3-9 33.3% 2nd Half: 5-15 33.3% Game: 8-24 33.3%
FT % 1st Half: 5-7 71.4% 2nd Half: 3-17 88.1% Game: 14-18 77.8%

Officials: Tim Clougherty, Pat Driscoll, Bill Covington Jr.

Technical fouls: Pittsburgh None, Miami (FL) None.

Attendance: 6373

Score by periods	1st	2nd	Total
Pittsburgh	31	32	63
Miami (FL)	36	40	76

Last FG: UM 2nd-01:08, UM 2nd-01:14
Largest lead: UM by 16-12, 01:39 PM, 12 2nd-00:57
UM led for 00:42, UM led for 37:36. Game was tied for 01:42.

Score tied - 0 times.
Lead changed - 1 time.

Score tied: 0 times.

Lead changed: 0 times.

Official Basketball Box Score -- Game Totals -- Final Statistics Miami (FL) vs Virginia Tech 03/05/19 7:00 pm at Blacksburg, VA (Cassell Coliseum)

Miami (FL) 70 • 14-18

##	Player	Total	3-Ptr	Rebounds	PF	TP	A	To	Bk	Stl	Min			
		FG-FGA	FT-FTA	Off Def Tot										
15	Ebuka Izundu	6-8	0-0	0-0	2	2	4	3	16	3	2	0	25	
00	Chris Lykes	5-15	2-10	4-4	0	3	3	2	16	9	2	0	38	
01	DJ Vasiljevic	4-14	0-8	1-1	3	3	6	0	9	0	0	1	32	
03	Anthony Lawrence	5-12	2-5	3-4	0	3	11	1	3	1	0	0	32	
05	Zach Johnson	5-7	2-3	2-5	0	0	2	14	2	2	1	0	29	
02	Willie Herenton	0-1	0-1	0-0	0	0	0	0	0	0	0	0	3	
13	Anthony Mack	0-1	0-1	0-0	0	0	2	0	0	0	1	1	23	
21	Sam Waardenburg	0-1	0-1	0-0	1	4	5	3	0	1	0	0	18	
Team					0	1	1							
Totals		27-59	6-29	10-14	6	24	30	13	70	17	8	4	5	200

FG % 1st Half: 13-27 48.1% 2nd Half: 14-32 43.8% Game: 27-59 45.8%
3PG % 1st Half: 2-13 15.4% 2nd Half: 4-16 25.0% Game: 6-29 20.7%
FT % 1st Half: 3-5 60.0% 2nd Half: 7-9 77.8% Game: 10-14 71.4%

Virginia Tech 84 • 26-9

#	Player	Total		3-Ptr		Rebounds			PF	TP	A	To	Bk	Stl	Min
		FG	FGA	FT	FTA	Off	Def	Tot							
24	Kerry Blackshear	4	15	0	3	0	2	6	8	1	9	2	0	0	31
42	Ty Outlaw	5	10	5	9	4	5	0	4	4	3	19	2	0	0
04	Nickell Alexander-Wa	6	14	3	5	6	6	1	9	10	2	21	8	3	0
05	Justin Robinson	0	0	0	0	0	0	0	0	0	0	0	0	0	0
13	Ahmed Hill	6	8	5	5	0	0	5	5	2	17	0	1	0	39
01	Isaiah Wilkins	5	7	1	3	0	2	0	2	1	11	0	2	0	20
03	Walid Bede	3	4	0	1	0	0	0	2	6	2	0	0	0	25
10	Jonathan Kabongo	0	0	0	0	0	0	0	0	0	0	0	0	0	5
11	Brendan Palmer	0	0	0	0	0	0	0	0	0	0	0	0	0	1
14	P.J. Horne	0	1	0	0	2	2	0	1	1	2	2	0	1	0
Team		29	59	14	26	12	13	6	27	33	84	19	8	0	200

FG % 1st Half: 17-34 50.0% 2nd Half: 12-25 48.0% Game: 29-59 49.0%
3PG % 1st Half: 9-15 60.0% 2nd Half: 5-11 45.5% Game: 14-26 53.8%
FT % 1st Half: 2-2 100.0% 2nd Half: 10-11 90.9% Game: 12-13 92.3%

Officials: Tony Henderson, Ted Valentine, Brian Dorsey

Technical fouls: Miami (FL) None, Virginia Tech None.

Attendance: 9275

2019-19 Men's Basketball: Round 6, Miami (FL) vs Virginia Tech, Played at .

Score by periods	1st	2nd	Total
Miami (FL)	31	39	70
Virginia Tech	45	39	84

Last FG: UM 2nd-00:42, VATECH 2nd-00:16.

Largest lead: UM by 8-31, 04:12, VATECH by 21-20, 12:37.

UM led for 07:44, VATECH led for 31:21. Game was tied for 00:38.

Points	In	Off	2nd	Fast	
UM	Paint	T/O	Chance	Break	Bench
UM	40	8	5	11	0
VATECH	30	18	4	6	19

Score tied: 1 time.

Lead changed: 3 times.

Official Basketball Box Score -- Game Totals -- Final Statistics Wake Forest vs Miami (FL) 03/12/19 12:00 pm at Charlotte, NC (Spectrum Center)

Wake Forest 71 • 11-20 (4-14)

#	Player	Total		3-Ptr		Rebounds			PF	TP	A	To	Bk	Stl	Min
		FG	FGA	FT	FTA	Off	Def	Tot							
10	Jaylen Hoard	7	11	1-1	1-2	1	6	7	3	16	2	5	1	1	35
35	Ikenia Smart	0	1	0-0	0-0	2	3	5	1	0	2	0	0	0	14
00	Brandon Chidress	4	12	3-6	5-7	1	4	5	4	16	5	3	1	2	29
02	Sharonne Wright, Jr.	2	4	0-1	0-0	0	0	0	0	3	4	0	0	0	15
13	Chaundee Brown	6	13	1-4	0-0	2	3	2	13	0	1	0	0	0	37
01	Isiah Mucus	4	9	1-3	1-2	0	7	7	3	10	1	2	0	1	26
04	Torry Johnson	4	6	1-1	1-2	0	1	1	1	2	10	2	0	0	26
20	Michael Wynn	0	0	0-0	0-0	0	0	0	0	0	0	0	0	0	5
34	Sunday Okieke	0	1	0-0	2-3	3	0	3	1	2	0	0	0	0	5
	Team					1	0	1							
		27	57	7-16	10-16	10	22	32	19	71	10	15	2	4	200

FG % 1st Half: 11-22 50.0% 2nd Half: 16-35 45.7% Game: 27-57 47.4%
3PG % 1st Half: 3-6 50.0% 2nd Half: 4-10 40.0% Game: 7-16 43.8%
FT % 1st Half: 6-8 75.0% 2nd Half: 4-8 50.0% Game: 10-16 62.5%

Miami (FL) 79 • 14-17 (5-13)

Team Totals													
##	Player	Total	3-Ptr	Rebounds			PF	TP	A	To	Bk	Stl	Min
		FG-FGA	FG-FGA	FT-FTA	Off	Def	Total						
15	Ebuka Izundu	2-3	0-0	1-2	0	3	3	5	5	1	1	0	21
00	Chris Lykes	3-10	1-3	6-6	2	3	5	4	13	4	5	0	28
01	DJ Vasiljevic	6-12	4-7	1-2	2	4	6	1	21	0	1	0	37
03	Anthony Lawrence	6-12	2-4	6-8	8	10	0	20	2	2	1	38	
05	Zach Johnson	4-10	0-2	4-7	0	2	2	4	12	4	2	0	38
13	Anthony Mack	1-1	0-0	0-0	0	0	0	2	2	0	0	1	0
21	Sam Waardenburg	3-5	0-0	0-0	2	3	3	6	1	0	1	0	24
Team					0	0	0			1			
Totals		27-53	7-16	18-25	8	23	31	19	79	12	12	3	200

FG % 1st Half: 11-25 44.0% 2nd Half: 16-28 57.1% Game: 27-53 50.9%
3PG % 1st Half: 4-11 36.4% 2nd Half: 3-5 60.0% Game: 7-16 43.8%
FT % 1st Half: 8-11 72.7% 2nd Half: 10-14 71.4% Game: 18-25 72.0%

Officials: Mark Schurz, Jerry Heaster, Jamie Lucke

Technical fouls: Wake Forest None, Miami (FL) None.

Attendance: 3996

Score by periods	1st	2nd	Total
Wake Forest	31	40	71
Miami (FL)	34	45	79

Last FG: WF 2nd-02:03, UM 2nd-00:31.

Largest lead: WF by 7 12:15, UM by 12 2nd-11:05.

WF led for 2:06, UM led for 20:40. Game was tied for 01:05.

Points	Paint	I/O	Chance	Break	Bench
WF	22	12	6	7	22
UM	38	19	11	6	8

Score tied: 3 times.

Lead changed: 8 times.

Official Basketball Box Score -- Game Totals -- Final Statistics Miami (FL) vs Virginia Tech 03/13/19 2:00 pm at Charlotte, NC (Spectrum Center)

Miami (FL) 56 • 14-18 (5-13)

#	Player	Total		3-Ptr		Rebounds			PF	TP	A	To	Bk	Stl	Min
		FG	FGA	FT	FTA	FT-FTA	Off	Def							
15	Ebuka Izundu	c	4-7	0-0	1-3	2	3	5	2	9	1	0	0	1	27
00	Chris Lykes		7-17	3-8	2-2	1	1	2	0	19	1	2	0	1	32
01	DJ Vasiljevic		4-13	4-10	5-5	2	1	3	0	17	0	1	0	1	40
03	Anthony Lawrence		1-6	0-3	2-2	2	9	11	4	7	3	0	38		
05	Zach Johnson		0-4	0-2	0-0	0	0	0	1	2	0	0	0	12	
02	Willie Herenton		0-3	0-1	0-0	1	0	1	0	0	0	0	0	3	
13	Anthony Mack		1-5	1-5	0-0	0	1	1	3	0	0	0	1	21	
21	Sam Waardenburg		1-1	0-0	0-0	1	5	6	2	2	1	0	0	27	
	Team					1	0	1							
Totals			19-56	8-29	10-20	30	30	30	56	10	8	0	3	200	



ACC SEASON IN REVIEW

Team	ACC Games					Overall					
	W	L	Pct.	Hm	Rd	W	L	Pct.	Hm	Rd	Nu
Virginia	16	2	.889	8-1	8-1	35	3	.921	15-1	10-1	10-1
North Carolina	16	2	.889	7-2	9-0	29	7	.806	14-2	11-1	4-4
Duke	14	4	.778	7-2	7-2	32	6	.842	15-2	7-2	10-2
Florida State	13	5	.722	8-1	5-4	29	8	.784	15-1	6-4	8-3
Virginia Tech	12	6	.667	7-2	5-4	26	9	.743	14-2	5-5	7-2
Syracuse	10	8	.556	5-4	5-4	20	14	.588	13-6	6-4	1-4
Louisville	10	8	.556	6-3	4-5	20	14	.588	14-4	5-6	1-4
NC State	9	9	.500	5-4	4-5	24	12	.667	17-5	4-6	3-1
Clemson	9	9	.500	6-3	3-6	20	14	.588	14-5	4-6	2-3
Georgia Tech	6	12	.333	4-5	2-7	14	18	.438	11-7	3-9	0-2
Boston College	5	13	.278	4-5	1-8	14	17	.452	10-8	2-8	2-1
Miami	5	13	.278	5-4	0-9	14	18	.438	11-5	0-10	3-3
Wake Forest	4	14	.222	3-6	1-8	11	20	.355	8-8	1-10	2-2
Pittsburgh	3	15	.167	3-6	0-9	14	19	.424	11-7	0-11	3-1
Notre Dame	3	15	.167	2-7	1-8	14	19	.424	11-8	1-9	1-4

2019 NCAA TOURNAMENT RESULTS

W/L Opponent	Seed	Result
Virginia - #1 Seed, South Region		
W Gardner-Webb	#16	71-56
W Oklahoma	#9	63-51
W Oregon	#12	53-49
W Purdue	#3	80-75
W Auburn	#5	63-62
W Texas Tech	#3	85-77 (OT)
North Carolina - #1 Seed, Midwest Region		
W Iona	#16	88-73
W Washington	#9	81-59
L Auburn	#5	80-97
Duke - #1 Seed, East Region		
W North Dakota State	#16	85-62
W UCF	#9	77-76
W Virginia Tech	#4	75-73
L Michigan State	#2	67-68
Florida State - #4 Seed, West Region		
W Vermont	#13	76-69
W Murray State	#12	90-62
L Gonzaga	#4	60-75
Virginia Tech - #4 Seed, East Region		
W Saint Louis	#13	66-52
W Liberty	#12	67-58
L Duke	#1	73-75
Louisville - #7 Seed, East Region		
L Minnesota	#10	76-86
Syracuse - #8 Seed, West Region		
L Baylor	#9	69-78

2019 NIT RESULTS

NC State	
Hofstra	W 84-78
Harvard	W 78-77
Lipscomb	L 93-94

Clemson

Wright State	W 75-69
Wichita State	L 55-63

66TH ANNUAL ACC TOURNAMENT

Spectrum Center, Charlotte, N.C.

Tuesday, March 12 (First Round)

#12 Miami d. #13 Wake Forest	79-71
#15 Notre Dame d. #10 Georgia Tech	78-71
#14 Pittsburgh d. #11 Boston College	80-70

Wednesday, March 13 (Second Round)

#8 NC State d. #9 Clemson	59-58
#5 Virginia Tech d. #12 Miami	71-56
#7 Louisville d. #15 Notre Dame	75-53
#6 Syracuse d. #14 Pittsburgh	84-72

Thursday, March 14 (Quarterfinals)

#1 Virginia d. #8 NC State	76-56
#4 Florida State d. #5 Virginia Tech	65-63 (OT)
#2 North Carolina d. #7 Louisville	83-70
#3 Duke d. #6 Syracuse	84-72

Friday, March 15 (Semifinals)

#4 Florida State d. #1 Virginia	66-59
#3 Duke d. #2 North Carolina	74-73

Saturday, March 16 (Finals)

#3 Duke d. #4 Florida State	73-63
-----------------------------	-------

All-ACC Tournament

ACC Tournament MVP: Zion Williamson, Duke

First Team

RJ Barrett, Duke; Zion Williamson, Duke; Mfiondu Kabengele, Florida State; Cameron Johnson, North Carolina; Kyle Guy, Virginia

Second Team

Tre Jones, Duke; Terance Mann, Florida State; Luke Maye, North Carolina; Coby White, North Carolina; Frank Howard, Syracuse

ACC AWARDS

2018 ALL-ACC TEAMS

First Team (overall votes)

Zion Williamson, Fr., Duke, 350*
 RJ Barrett, Fr., Duke, 346
 De'Andre Hunter, So., Virginia, 302
 Cameron Johnson, Sr., North Carolina, 277
 Kyle Guy, Jr., Virginia, 231

Second Team

Luke Maye, Sr., North Carolina, 221
 Ky Bowman, Jr., Boston College, 188
 Ty Jerome, Jr., Virginia, 177
 Coby White, Fr., North Carolina, 171
 Kerry Blackshear Jr., Jr., Virginia Tech, 170

Third Team

Jordan Nwora, So., Louisville, 135
 Marcquise Reed, Sr., Clemson, 129
 Tyus Battle, Jr., Syracuse, 128
 Nickeil Alexander-Walker, So., Virginia Tech, 72
 John Mooney, Jr., Notre Dame, 71

Honorable Mention

Mfiondu Kabengele, So., Florida State, 69
 Cam Reddish, Fr., Duke, 37
 Tre Jones, Fr., Duke, 18
 Terance Mann, Sr., Florida State, 16
 Elijah Thomas, Sr., Clemson, 10

All-Defensive Team

De'Andre Hunter, So., Virginia, 60
 Tre Jones, Fr., Duke, 56
 Zion Williamson, Fr., Duke, 53
 Elijah Thomas, Sr., Clemson, 31
 James Banks III, Jr., Georgia Tech, 29

All-Freshman Team

Zion Williamson, Duke, 70*
 Coby White, North Carolina, 67
 RJ Barrett, Duke, 66
 Xavier Johnson, Pitt, 40
 Tre Jones, Duke, 38

INDIVIDUAL HONORS

Player of the Year

Zion Williamson, Fr., Duke, 49
 RJ Barrett, Fr., Duke, 16
 De'Andre Hunter, So., Virginia, 4
 Ky Bowman, Jr., Boston College, 1

Rookie of the Year

Zion Williamson, Duke, 47
 RJ Barrett, Duke, 21
 Coby White, North Carolina, 2

Coach of the Year

Tony Bennett, Virginia, 30
 Buzz Williams, Virginia Tech, 12
 Roy Williams, North Carolina, 11
 Leonard Hamilton, Florida State, 10
 Chris Mack, Louisville, 7

Defensive Player of the Year

De'Andre Hunter, So., Virginia, 46
 Tre Jones, Fr., Duke, 19
 David Skara, Sr., Clemson, 3
 Trent Forrest, Jr., Florida State, 2

Most Improved Player

Jordan Nwora, So., Louisville, 30
 John Mooney, Jr., Notre Dame, 27
 Cameron Johnson, Sr., North Carolina, 5
 Mfiondu Kabengele, So., Florida State, 4
 Kerry Blackshear Jr., Jr., Virginia Tech, 2
 Chris Lykes, So., Miami, 2

Sixth Man of the Year

Mfiondu Kabengele, So., Florida State, 60
 DJ Funderburk, So., NC State, 3
 Jared Wilson-Frame, Jr., Pitt, 3
 Nassir Little, Fr., North Carolina, 2
 Braxton Key, Jr., Virginia, 2

*denotes unanimous

PLAYERS OF THE WEEK

ACC Player of the Week

N12 Zion Williamson, Duke
 N19 Nickeil Alexander-Walker, Virginia Tech
 N26 De'Andre Hunter, Virginia
 D3 Tyus Battle, Syracuse
 D10 R.J. Barrett, Duke
 D17 Cameron Johnson, North Carolina
 D23 Markell Johnson, NC State
 D31 Tyus Battle, Syracuse
 J7 Kyle Guy, Virginia
 J14 Dwayne Sutton, Louisville
 J21 Tyus Battle, Syracuse
 J28 Justin Robinson, Virginia Tech
 F4 Nickeil Alexander-Walker, Virginia Tech
 F11 Luke Maye, North Carolina
 F18 Zion Williamson, Duke
 F25 Luke Maye, North Carolina
 M4 Coby White, North Carolina
 M11 Ty Jerome, Virginia

ACC Freshman of the Week

N12 Zion Williamson, Duke
 N19 Jalen Carey, Syracuse
 N26 Coby White, North Carolina
 D3 R. J. Barrett, Duke
 D10 R. J. Barrett, Duke
 D17 Wynston Tabbs, Boston College
 D23 Tre Jones, Duke
 D31 Trey McGowens, Pittsburgh
 J7 Zion Williamson, Duke
 J14 Trey McGowens, Pittsburgh
 J21 Zion Williamson, Duke
 J28 Coby White, North Carolina
 R. J. Barrett, Duke
 F4 Zion Williamson, Duke
 F11 Coby White, North Carolina
 F18 Zion Williamson, Duke
 F25 R. J. Barrett, Duke
 M4 Coby White, North Carolina
 M11 Coby White, North Carolina



ACC INDIVIDUAL LEADERS

Scoring Leaders

Player, Class, Team	NCAA	G	FG	3FG	FT	Pts.	PG
RJ Barrett, Fr., DU	15	38	319	73	149	860	22.6
Zion Williamson, Fr., DU	16	33	296	24	130	746	22.6
Marquise Reed, Sr., CU	59	31	202	48	150	602	19.4
Ky Bowman, Sr., BC	65	31	196	79	118	589	19.0
Tyus Battle, Jr., SU	127	32	188	42	132	550	17.2
Jordan Nwora, So., UL	130	34	198	77	104	577	17.0
Cameron Johnson, Sr., NC	148	36	211	96	90	608	16.9
Nickell Alexander-Walker, So., VT	186	34	190	58	112	550	16.2
Chris Lykes, So., UM	188	32	171	61	114	517	16.2
Coby White, Fr., NC	194	35	188	82	104	562	16.1
Xavier Johnson, Fr., UP	239	33	159	37	157	512	15.5
Kyle Guy, Jr., VA	245	38	198	120	70	586	15.4
DeAndre Hunter, So., VA		38	205	46	123	579	15.2
Kerry Blackshear Jr., Jr., VT		35	184	21	134	523	14.9
Luke Maye, Sr., NC		36	198	36	103	535	14.9
Brandon Childress, Jr., WF		31	131	74	121	457	14.7
Nik Popovic, Jr., BC		28	162	11	70	405	14.5
John Mooney, Jr., ND		33	170	34	90	464	14.1
Torin Dorn, Sr., ST		36	209	23	63	504	14.0
Elijah Hughes, Jr., SU		34	155	87	69	466	13.7
Ty Jerome, Jr., VA		37	178	79	67	502	13.6
Cam Reddish, Fr., DU		36	154	89	88	485	13.5
T.J. Gibbs, Jr., ND		32	138	67	87	430	13.4
Mfiondu Kabengele, So., FS		37	164	24	137	489	13.2
Jordan Chatman, Sr., BC		27	111	57	77	356	13.2

Field Goal Percentage

	NCAA	G	FGs	Att	Pct.
Zion Williamson, Fr., DU	2	33	296	435	.680
Elijah Thomas, Sr., CU	15	34	172	281	.612
Nik Popovic, Jr., BC	67	28	162	308	.526
DeAndre Hunter, So., VA	73	38	205	394	.520
Kerry Blackshear Jr., Jr., VT	91	35	184	362	.508
Cameron Johnson, Sr., NC	94	36	211	417	.506
Torin Dorn, Sr., ST	141	36	209	434	.482
Nickell Alexander-Walker, So., VT	157	34	190	401	.474
John Mooney, Jr., ND	209	33	170	374	.455
RJ Barrett, Fr., DU	211	38	319	702	.454

Free Throw Percentage

	NCAA	G	FTs	Att	Pct.
Marquise Reed, Sr., CU	72	31	150	178	.843
Shelton Mitchell, Sr., CU	90	32	80	96	.833
Jordan Chatman, Sr., BC	108	27	77	94	.819
Cameron Johnson, Sr., NC	113	36	90	110	.818
Coby White, Fr., NC	160	35	104	130	.800
Brandon Childress, Jr., WF	173	31	121	152	.796
Terance Mann, Sr., FS	184	37	98	124	.790
Dj Funderburk, So., ST	197	36	95	121	.785
Christen Cunningham, Sr., UL	200	33	87	111	.784
DeAndre Hunter, So., VA	203	38	123	157	.783

3-Pt FG Percentage

	NCAA	G	FGs	Att	Pct.
Cameron Johnson, Sr., NC	7	36	96	210	.457
Ty Outlaw, Sr., VT	N/A	35	79	174	.454
Kyle Guy, Jr., VA	19	38	120	282	.426
Markell Johnson, Jr., ST	N/A	33	68	161	.422
Ty Jerome, Jr., VA	N/A	37	79	198	.399
Jared Wilson-Frame, Sr., UP	55	32	98	248	.395
Ahmed Hill, Sr., VT	N/A	35	75	192	.391
Ky Bowman, Sr., BC	84	31	79	211	.374
Jordan Nwora, So., UL	N/A	34	77	206	.374
Elijah Hughes, Jr., SU	96	34	87	235	.370

Rebounds Per Game

	NCAA	G	TOT	AVG/G
John Mooney, Jr., ND	5	33	370	11.2
Luke Maye, Sr., NC	13	36	377	10.5
Zion Williamson, Fr., DU	44	33	293	8.9
Ebuka Izundu, Sr., UM	77	32	267	8.3
Steffon Mitchell, So., BC	103	27	213	7.9
Elijah Thomas, Sr., CU	111	34	265	7.8
James Banks, Jr., GT	119	31	240	7.7
Jordan Nwora, So., UL	128	34	259	7.6
Jaylen Hoard, Fr., WF	132	31	236	7.6
RJ Barrett, Fr., DU	134	38	289	7.6
Ky Bowman, Sr., BC	142	31	234	7.5
Kerry Blackshear, Jr., VT	144	35	264	7.5
Oshae Brissett, Jr., VT	156	34	255	7.5
Torin Dorn, Sr., ST	179	36	260	7.2
Nik Popovic, Jr., BC	189	28	201	7.2
Dwayne Sutton, Jr., UL	226	34	233	6.9
Anthony Lawrence, Sr., UM	248	32	214	6.7
Terance Mann, Sr., FS		37	240	6.5

Malik Williams, So., UL	34	209	6.1
Mfiondu Kabengele, So., FS	37	219	5.9
Cameron Johnson, Sr., NC	36	201	5.8
Garrison Brooks, So., NC	36	202	5.6
Au'Diese Tonye, Fr., UP	32	179	5.6
Christ Koumadje, Sr., FS	37	206	5.6
Marquise Reed, Sr., CU	31	172	5.5

Assists Per Game

	NCAA	G	Asst.	Avg/G
Ty Jerome, Jr., VA	37	37	202	5.46
Tre Jones, Fr., DU	45	36	192	5.33
Christen Cunningham, Sr., UL	73	33	160	4.85
Xavier Johnson, Fr., UP	97	33	149	4.52
RJ Barrett, Fr., DU	115	38	164	4.32
Markell Johnson, Jr., ST	125	33	139	4.21
Coby White, Fr., NC	139	35	143	4.09
Ky Bowman, Sr., BC	147	31	125	4.03
Brandon Childress, Jr., WF	147	31	125	4.03
Nickell Alexander-Walker, So., VT	154	34	135	3.97

Steals

	NCAA	G	Stl	Avg/G
Marquise Reed, Sr., CU	25	31	66	2.13
Zion Williamson, Fr., DU	26	33	70	2.12
Trey McGowens, Fr., UP	44	33	64	1.94
Tre Jones, Fr., DU	52	36	68	1.89
Nickell Alexander-Walker, So., VT	55	34	64	1.88
Trent Forrest, Jr., FS	50*	37	69	1.86
Jose Alvarado, So., GT	70	31	56	1.81
Zach Johnson, Sr., UM	103	32	53	1.66
Cam Reddish, Fr., DU	132	36	56	1.56
Brandon Childress, Jr., WF	135	31	48	1.55

3-Pt FGs Per Game

	NCAA	G	3FG	Avg/G
Kyle Guy, Jr., VA	34	38	120	3.16
Jared Wilson-Frame, Sr., UP	44	32	98	3.06
Cameron Johnson, Sr., NC	82	36	96	2.67
Elijah Hughes, Jr., SU	104	34	87	2.56
Ky Bowman, Sr., BC	109	31	79	2.55
DJ Vasiljevic, Jr., UM	114	32	81	2.53
Cam Reddish, Fr., DU	128	36	89	2.47
Brandon Childress, Jr., WF	153	31	74	2.39
Coby White, Fr., NC	175	35	82	2.34
Jordan Nwora, So., UL	198	34	77	2.26

Assist/Turnover Ratio

	NCAA	AST	TO	RATIO
Tre Jones, Fr., DU	3	192	53	3.62
Ty Jerome, Jr., VA	5	202	61	3.31
TJ Gibbs, Jr., ND	11	109	37	2.91
Christen Cunningham, Sr., UL	45	160	65	2.46
Kenny Williams, Sr., NC	66	126	58	2.17
Prentiss Hubb, Fr., ND	85	131	64	2.05
Markell Johnson, Jr., ST	107	139	72	1.93
Trent Forrest, Jr., FS	119	138	74	1.86
Jose Alvarado, So., GT	194	105	64	1.64
Coby White, Fr., NC	228	143	93	1.54

Blocked Shots

	NCAA	G	BLK	Avg/G
James Banks, Jr., GT	11	31	78	2.52
Juwan Durham, Jr., ND	17	27	63	2.33
Elijah Thomas, Sr., DU	27	34	74	2.18
Terrell Brown, So., UP	58	33	60	1.82
Zion Williamson, Fr., DU	62	33	59	1.79
Paschal Chukwu, Sr., SU	70	33	57	1.73
Mamadi Diakite, Jr., VA	81	38	63	1.66
Marques Bolden, Jr., DU	82	35	58	1.66
Mfiondu Kabengele, So., FS	103	37	56	1.51
Christ Koumadje, Sr., FS	115	37	52	1.41

Offensive Rebounds

	NCAA	G	Reb.	Avg/G
Zion Williamson, Fr., DU	9	33	116	3.52
Ebuka Izundu, Sr., UM	11	32	111	3.47
Kerry Blackshear Jr., Jr., VT	36	35	108	3.09
John Mooney, Jr., ND	54	33	97	2.94
Steffon Mitchell, So., BC	74	27	75	2.78
James Banks, Jr., GT	94	31	82	2.65
Jaylen Hoard, Fr., WF	113	31	80	2.58
Luke Maye, Sr., NC	121	36	92	2.56
Terance Mann, Sr., FSU	135	37	92	2.49
Elijah Thomas, Sr., CU	140	34	84	2.47

* NCAA has Forrest with 1.92 steals per game, different than his ACC listing

ACC TEAM STATISTICS

Scoring Offense	NCAA	G	W-L	Pts.	PG
North Carolina	3	36	29-7	3089	85.8
Duke	11	38	32-6	3143	82.7
NC State	29	36	24-12	2882	80.1
Florida State		37	29-8	2771	74.9
Louisville		34	20-14	2536	74.6
Virginia Tech		35	26-9	2574	73.5
Miami	32	14-18	2297	71.8	
Virginia		38	35-3	2714	71.4
Boston College		31	14-17	2196	70.8
Pittsburgh		33	14-19	2306	69.9
Syracuse		34	20-14	2370	69.7
Clemson		34	20-14	2339	68.8
Notre Dame		33	14-19	2266	68.7
Wake Forest		31	11-20	2119	68.4
Georgia Tech		32	14-18	2091	65.3

Scoring Defense	NCAA	G	Pts.	PG
Virginia	1	38	2132	56.1
Virginia Tech	11	35	2172	62.1
Clemson	24	34	2174	63.9
Syracuse	43	34	2246	66.1
Georgia Tech	53	32	2130	66.6
Florida State	59	37	2485	67.2
Duke	75	38	2576	67.8
Louisville	88	34	2324	68.4
Pittsburgh		33	2267	68.7
Notre Dame		33	2276	69.0
Miami	32	2275	71.1	
NC State		36	2568	71.3
Boston College		31	2256	72.8
North Carolina		36	2636	73.2
Wake Forest		31	2344	75.6

Scoring Margin	NCAA	G	Off.	Def.	Mar.
Virginia	3	38	71.4	56.1	+15.3
Duke	4	38	82.7	67.8	+14.9
North Carolina	13	36	85.8	73.2	+12.6
Virginia Tech	18	35	73.5	62.1	+11.5
NC State	36	36	80.1	71.3	+8.7
Florida State	47	37	74.9	67.2	+7.7
Louisville	62	34	74.6	68.4	+6.2
Clemson	88	34	68.8	63.9	+4.9
Syracuse		34	69.7	66.1	+3.6
Pittsburgh		33	69.9	68.7	+1.2
Miami	32	71.8	71.1	+0.7	
Notre Dame		33	68.7	69.0	-0.3
Georgia Tech		32	65.3	66.6	-1.2
Boston College		31	70.8	72.8	-1.9
Wake Forest		31	68.4	75.6	-7.3

Field Goal Pct.	NCAA	G	FG	FGA	Pct.
Duke	26	38	1157	2418	.478
Virginia		38	974	2056	.474
Virginia Tech		48	893	1900	.470
North Carolina		65	1118	2410	.464
NC State		88	1061	2319	.458
Clemson		34	833	1857	.449
Florida State		37	960	2171	.442
Georgia Tech		32	755	1714	.440
Miami	32	805	1851	.435	
Louisville		34	854	1967	.434
Boston College		31	768	1808	.425
Syracuse		34	808	1907	.424
Pittsburgh		33	769	1841	.418
Wake Forest		31	714	1812	.394
Notre Dame		33	776	1973	.393

Free Throw Pct.	NCAA	G	FT	FTA	Pct.
Louisville	8	34	534	687	.777
Virginia Tech	17	35	461	606	.761
Florida State	49	37	579	778	.744
Virginia	50	38	445	598	.744
Notre Dame	51	33	442	594	.744
North Carolina	54	36	541	728	.743
Miami	82	32	419	570	.735
Clemson	90	34	456	623	.732
Wake Forest		31	494	681	.725
NC State		36	468	662	.707
Boston College		31	442	633	.698
Pittsburgh		33	543	779	.697
Georgia Tech		32	405	588	.689
Duke		38	551	803	.686
Syracuse		34	480	701	.685

3-Pt. FG Pct.	NCAA	G	3FG	FGA	Pct.
Virginia	7	38	321	813	.395
Virginia Tech	8	35	327	831	.394
North Carolina	90	36	312	862	.362
NC State		36	292	830	.352
Louisville		34	294	860	.342
Miami	32	268	805	.333	
Syracuse		34	274	824	.333
Florida State		37	272	819	.332
Pittsburgh		33	225	680	.331
Clemson		34	217	661	.328
Boston College		31	218	687	.317
Notre Dame		33	272	863	.315
Duke		38	278	903	.308
Wake Forest		31	197	640	.308
Georgia Tech		32	176	573	.307

3-Pt. FGs Per Game	NCAA	G	3FG	PG
Virginia Tech	41	35	327	9.34
North Carolina	77	36	312	8.67
Louisville	80	34	294	8.65
Virginia	97	38	321	8.45
Miami	32	268	8.38	
Notre Dame		33	272	8.24
NC State		36	292	8.11
Syracuse		34	274	8.06
Florida State		37	272	7.35
Duke		38	278	7.32
Boston College		31	218	7.03
Pittsburgh		33	225	6.82
Clemson		34	217	6.38
Wake Forest		31	197	6.35
Georgia Tech		32	176	5.50

FG Pct. Defense	NCAA	G	FG	FGA	Pct.
Virginia	5	38	769	1995	.385
Duke	17	38	960	2415	.398
Georgia Tech	20	32	740	1848	.400
Syracuse	21	34	746	1858	.402
Clemson	28	34	755	1856	.407
Florida State	29	37	842	2067	.407
Louisville	30	34	819	2007	.408
Virginia Tech	34	35	758	1856	.408
Pittsburgh	36	33	779	1905	.409
North Carolina	59	36	935	2248	.416
Boston College	77	31	797	1900	.419
Notre Dame		33	861	2006	.429
NC State		36	898	2037	.441
Miami	32	852	1888	.451	
Wake Forest		31	830	1788	.464



ACC TEAM STATISTICS

3-Pt. FG% Defense	NCAA	G	3FG	FGA	Pct.
Virginia	4	38	245	848	.289
Georgia Tech	11	32	207	697	.297
Duke	16	38	253	844	.300
NC State	27	36	216	699	.309
Boston College	55	31	246	770	.319
Louisville	57	34	239	746	.320
Virginia Tech	80	35	303	927	.327
Syracuse	94	34	294	894	.329
Notre Dame	33	34	244	737	.331
Florida State	37	269	803	.335	
North Carolina	36	330	985	.335	
Pittsburgh	33	260	773	.336	
Wake Forest	31	246	721	.341	
Miami	32	260	744	.349	
Clemson	34	257	735	.350	

Rebound Margin	NCAA	G	Own	Opp.	Mar.
North Carolina	1	36	43.8	33.4	+10.4
Duke	22	38	41.2	35.4	+5.8
Virginia	30	38	34.8	29.7	+5.1
Florida State	41	37	37.6	33.1	+4.5
NC State	47	36	38.5	34.2	+4.3
Louisville	65	34	38.1	34.6	+3.6
Clemson	70	34	35.5	32.1	+3.4
Wake Forest	72	31	37.9	34.6	+3.2
Virginia Tech	100	35	32.6	30.2	+2.4
Pittsburgh	33	36.7	36.8	-0.1	
Boston College	31	36.7	38.6	-1.9	
Syracuse	34	34.6	36.9	-2.3	
Notre Dame	33	36.6	39.0	-2.4	
Georgia Tech	32	33.5	36.0	-2.6	
Miami	32	33.2	36.2	-3.0	

Turnover Margin	NCAA	G	Own	Opp.	Mar.
Syracuse	26*	34	12.5	15.6	+3.09
NC State	25*	36	12.5	15.6	+3.08
Virginia Tech	34	35	11.2	14.0	+2.80
Miami	62	32	11.6	13.6	+1.97
Notre Dame	80*	33	9.2	10.9	+1.64
Virginia	75*	38	9.0	10.6	+1.63
Duke	90	38	12.8	14.2	+1.37
Pittsburgh	33	13.6	14.7	+1.09	
Florida State	37	13.3	14.3	+0.97	
North Carolina	36	13.1	13.9	+0.83	
Clemson	34	13.2	13.3	+0.06	
Boston College	31	12.2	11.5	-0.61	
Louisville	34	12.1	11.1	-0.94	
Georgia Tech.	32	14.3	12.8	-1.56	
Wake Forest	31	13.5	11.1	-2.32	

Assist/TO Ratio	NCAA	G	Own	Opp.	Ratio
Virginia	5	38	14.3	9.0	1.59
North Carolina	13	36	18.8	13.1	1.44
Notre Dame	18	33	12.8	9.2	1.39
Virginia Tech	25	35	15.2	11.2	1.35
Duke	64	38	15.9	12.8	1.24
NC State	80	36	15.0	12.5	1.20
Louisville	34	13.5	12.1	1.11	
Miami	32	12.9	11.6	1.11	
Boston College	31	12.3	12.2	1.01	
Florida State	37	12.8	13.3	0.97	
Syracuse	34	12.0	12.5	0.96	
Georgia Tech	32	13.5	14.3	0.94	
Clemson	34	12.1	13.2	0.91	
Pittsburgh	33	11.7	13.6	0.86	
Wake Forest	31	10.6	13.5	0.79	

Assists Per Game	NCAA	G	Ast.	PG
North Carolina	2	36	678	18.83
Duke	23	38	606	15.95
Virginia Tech	49	35	531	15.17
NC State	58	36	539	14.97
Virginia	98	38	544	14.32
Georgia Tech	32	433	13.53	
Louisville	34	458	13.47	
Miami	32	413	12.91	
Florida State	37	475	12.84	
Notre Dame	33	423	12.82	
Clemson	34	224	6.59	
Boston College	31	382	12.32	
Clemson	34	411	12.09	
Syracuse	34	408	12.00	
Pittsburgh	33	387	11.73	
Wake Forest	31	330	10.65	

Blocked Shots Per Game	NCAA	G	Blk.	PG
Duke	1	38	257	6.76
Georgia Tech	8	32	166	5.19
Syracuse	20	34	162	4.76
Clemson	36	34	154	4.53
Notre Dame	39	33	148	4.48
Florida State	52	37	161	4.35
Virginia	38	149	3.92	
NC State	36	138	3.83	
Pittsburgh	33	126	3.82	
North Carolina	36	120	3.33	
Boston College	31	103	3.32	
Miami	32	100	3.13	
Louisville	34	99	2.91	
Wake Forest	31	77	2.48	
Virginia Tech	35	78	2.23	

Steals Per Game	NCAA	G	Stl.	PG
Duke	5	38	346	9.11
Syracuse	20	34	278	8.18
Florida State	78	37	266	7.19
NC State	79	36	257	7.14
North Carolina	87	36	252	7.00
Georgia Tech	92	32	221	6.91
Pittsburgh	98	33	227	6.88
Virginia Tech	35	236	6.74	
Miami	32	212	6.63	
Clemson	34	224	6.59	
Virginia	38	211	5.55	
Notre Dame	33	179	5.42	
Boston College	31	159	5.13	
Wake Forest	31	150	4.84	
Louisville	34	149	4.38	

* NCAA turnover margin order is different than the ACC listing

NOTE: For all categories, only top-100 NCAA rankings are listed



HISTORY

Year-by-Year Coaching Records.....	98-99
NCAA Tournament History	100
NCAA Tournament Teams	101-105
NIT History.....	106
NIT Teams.....	107-112
ACC Tournament History.....	113
All-Americans.....	114
NBA & ABA Drafts.....	115
Canes in the NBA	116-117
Honors	118-120
Miami and the Polls.....	121-127
All-Time Letter Winners.....	128-129
UM Sports Hall of Fame Inductees	130
Team Captains	130
1984-85 Practice Team.....	130
Miami Basketball History.....	131-138

YEAR-BY-YEAR COACHING RECORDS - 1926-71

Season	Coach	Overall	Pct.	Pts UM	Scored Opp	Postseason Record
1926-27 *	Art Webb	7-1	.875	348	170	
1927-28	Art Webb	8-4	.667	406	310	
1928-29	Tom McCann	13-6	.684	670	419	
1929-30	No team					
1930-31	Art Webb	3-7	.300	252	331	
1931-32 #	Tom McCann	17-1	.944	816	456	
1932-38	No team					
1938-39	Hart Morris	4-6	.400	372	422	
1939-40	Hart Morris	8-12	.400	716	824	
1940-41	Hart Morris	10-6	.625	707	654	
1941-42	Hart Morris	9-7	.563	628	570	
1942-45	Results Unavailable					
1945-46	W.H. Steers	8-5	.615	560	568	
1946-47	Hart Morris	20-7	.769	1,400	1,192	
1947-48	Hart Morris	11-7	.611	997	902	
1948-49	Hart Morris	19-8	.704	1,633	1,515	
1949-50	Hart Morris	14-9	.609	1,446	1,393	
1950-51	Hart Morris	10-12	.455	1,487	1,520	
1951-52	Hart Morris	14-8	.636	1,687	1,438	
1952-53	Dave Wike	9-12	.429	1,503	1,502	
1953-54	Dave Wike	5-10	.333	1,015	1,161	
1954-55	Bruce Hale	9-11	.450	1,555	1,544	
1955-56	Bruce Hale	14 - 12	.539	2,170	2,115	
1956-57	Bruce Hale	13-13	.500	2,029	2,167	
1957-58	Bruce Hale	14-8	.636	1,741	1,641	
1958-59	Bruce Hale	18-7	.720	2,190	2,029	
1959-60	Bruce Hale	23-4	.852	2,427	2,192	NCAA 0-1
1960-61	Bruce Hale	20-7	.741	2,230	2,036	NIT 0-1
1961-62	Bruce Hale	14-12	.539	2,069	2,045	
1962-63	Bruce Hale	23-5	.821	2,509	2,201	NIT 1-1
1963-64	Bruce Hale	20-7	.741	2,575	2,352	NIT 0-1
1964-65	Bruce Hale	22-4	.846	2,558	2,190	
1965-66	Bruce Hale	15-11	.577	2,271	2,208	
1966-67	Bruce Hale	15-11	.577	2,126	2,091	
1967-68	Ron Godfrey	17-11	.607	2,368	2,419	
1968-69	Ron Godfrey	14-10	.583	1,985	2,048	
1969-70	Ron Godfrey	9-17	.346	2,293	2,521	
1970-71	Ron Godfrey	7-19	.269	2,143	2,373	

1971-85

No team

YEAR-BY-YEAR COACHING RECORDS - 1985-PRESENT

Season	Coach	Overall	Pct.	Pts UM	Pts Opp	Conference			Postseason
						Conf.	Record	Finish%	Tourn. Record
1985-86	Bill Foster	14-14	.500	2,006	2,131				
1986-87	Bill Foster	15-16	.491	2,332	2,335				
1987-88	Bill Foster	17-14	.548	2,453	2,400				
1988-89	Bill Foster	19-12	.613	2,809	2,778				
1989-90	Bill Foster	13-15	.464	2,014	2,132				
1990-91	Leonard Hamilton	9-19	.321	2,027	2,078				
1991-92	Leonard Hamilton	8-24	.250	1,941	2,160	BE	1-17	10 / 10	1-1
1992-93	Leonard Hamilton	10-17	.370	1,929	2,004	BE	7-11	9 / 9	0-1
1993-94	Leonard Hamilton	7-20	.259	1,690	1,909	BE	0-18	10 / 10	0-1
1994-95	Leonard Hamilton	15-13	.536	1,831	1,888	BE	9-9	5 / 5	0-1 NIT
1995-96	Leonard Hamilton	15-13	.536	1,883	1,873	BE	8-10	7 / 7	1-1
1996-97	Leonard Hamilton	16-13	.552	1,887	1,821	BE	9-9	17 / 7	1-1 NIT
1997-98	Leonard Hamilton	18-10	.642	1,962	1,836	BE	11-7	14 / 4	0-1 NCAA
1998-99	Leonard Hamilton	23-7	.767	2,178	1,950	BE	15-3	2 / 2	1-1 NCAA
1999-00	Leonard Hamilton	23-11	.676	2,346	2,127	BE	13-3	11 / 2	1-1 NCAA
2000-01	Perry Clark	16-13	.552	2,039	1,963	BE	8-8	16 / East 4	0-1 NIT
2001-02	Perry Clark	24-8	.750	2,395	2,156	BE	10-6	13 / East 2	1-1 NCAA
2002-03	Perry Clark	11-17	.393	1,956	1,924	BE	4-12	112 / East 6	0-1
2003-04	Perry Clark	14-16	.467	2,148	2,067	BE	4-12	13	DNP
2004-05	Frank Haith	16-13	.551	2,071	2,020	ACC	7-9	16 / 6	0-1 NIT
2005-06	Frank Haith	18-16	.529	2,308	2,213	ACC	7-9	17 / 8	1-1 NIT
2006-07	Frank Haith	12-20	.375	2,279	2,332	ACC	4-12	12 / 12	1-1
2007-08	Frank Haith	23-11	.676	2,542	2,309	ACC	8-8	15 / 5	1-1 NCAA
2008-09	Frank Haith	19-13	.594	2,325	2,123	ACC	7-9	17 / 9	0-1 NIT
2009-10	Frank Haith	20-13	.606	2,390	2,136	ACC	4-12	12 / 12	2-1
2010-11	Frank Haith	21-15	.583	2,579	2,433	ACC	6-10	9 / 9	1-1 NIT
2011-12	Jim Larrañaga	20-13	.606	2,332	2,181	ACC	9-7	14 / 6	1-1 NIT
2012-13	Jim Larrañaga	29-7	.806	2,509	2,181	ACC	15-3	1 / 1	3-0 NCAA
2013-14	Jim Larrañaga	17-16	.515	2,209	1,964	ACC	7-11	10 / 10	1-1
2014-15	Jim Larrañaga	25-13	.658	2,592	2,404	ACC	10-8	16 / 6	1-1 NIT
2015-16	Jim Larrañaga	27-8	.771	2,633	2,359	ACC	13-5	12 / 3	1-1 NCAA
2016-17	Jim Larrañaga	21-12	.636	2,278	2,116	ACC	10-8	17 / 9	1-1 NCAA
2017-18	Jim Larrañaga	22-10	.686	2,361	2,173	ACC	11-7	13 / 3	0-1 NCAA
2018-19	Jim Larrañaga	14-18	.438	2,297	2,275	ACC	5-13	111 / 12	1-1
Totals	69 years	1,047-767	.577	131,761	124,270	NIT 11-12 / NCAA 8-10			

* First year UM played all freshman opponents; # Played no senior colleges;

% Denotes Overall Finish / Conference Tournament Seed

Coach, Seasons	Years	Won	Lost	Pct.
Art Webb, 3 seasons	1926-28, 1930-31	18	12	.600
Tom McCann, 2 seasons	1928-29, 1931-32	30	7	.811
Hart Morris, 10 seasons	1938-42, 1946-52	119	82	.592
W.H. Steers, 1 season	1945-46	8	5	.615
Dave Wike, 2 seasons	1952-54	14	22	.389
Bruce Hale, 13 seasons	1954-67	220	112	.663
Ron Godfrey, 4 seasons	1967-71	47	57	.452
Bill Foster, 5 seasons	1985-90	78	71	.523
Leonard Hamilton, 10 seasons	1990-2000	144	147	.495
Perry Clark, 4 seasons	2000-04	65	54	.546
Frank Haith, 7 seasons	2004-11	129	101	.561
Jim Larrañaga, 8 seasons	2011-present	175	97	.643
Totals, 69 Seasons	1926-present	1,047	767	.577

Coach, Seasons	Win Pct.
Tom McCann, 2	.811
Bruce Hale, 13	.663
Jim Larrañaga, 8	.643
W.H. Steers, 1	.615
Art Webb, 3	.600
Hart Morris, 10	.592
Frank Haith, 7	.561
Perry Clark, 4	.546
Bill Foster, 5	.523
Leonard Hamilton, 10	.495
Ron Godfrey, 4	.452
Dave Wike, 2	.389



NCAA TOURNAMENT HISTORY

NCAA Tournament Results (10 appearances, 8-10 record)

1959-60* Midwest Region (First Round)

3/8/60 vs. *Western Kentucky L 107-84 Lexington, Ky.

*No team seeds in 1959-60

1997-98 No. 11 seed — South Region (First Round)

3/13/98 vs. No. 6 UCLA L 65-62 Atlanta, Ga.

1998-99 No. 2 seed — East Region (Second Round)

3/12/99 vs. No. 15 Lafayette W 75-54 Boston, Mass.

3/14/99 vs. No. 10 Purdue L 73-63 Boston, Mass.

1999-2000 No. 6 seed — South Region (Sweet 16)

3/17/00 vs. No. 11 Arkansas W 75-71 Nashville, Tenn.

3/19/00 vs. No. 3 Ohio State W 75-62 Nashville, Tenn.

3/24/00 vs. No. 7 Tulsa L 80-71 Austin, Texas

2001-02 No. 5 seed — West Region (First Round)

3/14/02 vs. No. 12 Missouri L 93-80 Albuquerque, N.M.

2007-08 No. 7 seed — South Region (Second Round)

3/21/08 vs. No. 10 Saint Mary's W 78-64 Little Rock, Ark.

3/23/08 vs. No. 2 Texas L 75-72 Little Rock, Ark.

2012-13 No. 2 seed — East Region (Sweet 16)

3/22/13 vs. No. 15 Pacific W 78-49 Austin, Texas

3/24/13 vs. No. 7 Illinois W 63-59 Austin, Texas

3/28/13 vs. No. 3 Marquette L 71-61 Washington, D.C.

2015-16 No. 3 seed — South Region (Sweet 16)

3/17/16 vs. No. 14 Buffalo W 79-72 Providence, R.I.

3/19/16 vs. No. 11 Wichita State W 65-57 Providence, R.I.

3/24/16 vs. No. 2 Villanova L 92-69 Louisville, Ky.

2016-17 No. 8 seed — Midwest Region (First Round)

3/17/17 vs. No. 9 Michigan State L 78-58 Tulsa, Okla.

2017-18 No. 6 seed — South Region (First Round)

3/15/18 vs. No. 11 Loyola Chicago L 64-62 Dallas, Texas

NCAA Tournament

NCAA Appearances: 10

Overall Record: 8-10

Sweet 16 Appearances: 3

By Round	W	L	Pct.	First	Last
First Round	5	4	.556	1998	2018
Second Round	3	2	.600	1999	2016
Sweet 16	0	3	.000	2000	2016

Record

By Opponent	W	L
Arkansas	1	0
Buffalo	1	0
Illinois	1	0
Lafayette	1	0
Loyola Chicago	0	1
Marquette	0	1
Michigan State	0	1
Missouri	0	1
Ohio State	1	0
Pacific	1	0
Purdue	0	1
St. Mary's	1	0
Texas	0	1
Tulsa	0	1
UCLA	0	1
Villanova	0	1
Western Kentucky	0	1
Wichita State	1	0

By Opponent Conf.	W	L
Big 12	0	2
BIG EAST	0	2
Big Ten	2	2
Big West	1	0
MAC	1	0
Missouri Valley	1	1
Ohio Valley	0	1
PAC-10	0	1
Patriot	1	0
SEC	1	0
WAC	0	1
West Coast	1	0

By Miami's Seed	W	L
No. 2	3	2
No. 3	2	1
No. 5	0	1
No. 6	2	2
No. 7	1	1
No. 8	0	1
No. 11	0	1

By Opponent Seed	W	L
No. 2	0	2
No. 3	1	1
No. 6	0	1
No. 7	1	1
No. 9	0	1
No. 10	1	1
No. 11	2	1
No. 12	0	1
No. 14	1	0
No. 15	2	0



NCAA TOURNAMENT TEAMS

1959-60

NCAA Tournament

Season Record: 23-4

Bruce Hale, Head Coach

12/1	Rollins	W	110-86
12/3	Jacksonville	W	106-98
12/5	Tampa	W	98-65
12/9	at Houston	W	72-63
12/10	at Centenary	L	77-84
12/12	at Loyola (La.)	W	86-70
12/14	Murray State	W	92-80
12/19	Florida	W	79-77
12/21	at Miami (Ohio)	W	83-78
12/28	vs. BYU *	W	110-93
12/29	vs. Xavier *	W	87-69
1/2	South Carolina	W OT	107-106
1/7	at Iona	W	69-67
1/13	at Jacksonville	W OT	78-70
1/14	at Florida	W	70-65
1/16	at Florida State	W	93-91
1/23	Houston	L	79-88
1/29	Oklahoma City	W	97-84
2/2	at Rollins	W	90-79
2/3	at Tampa	W	74-73
2/4	at Stetson	W	94-86
2/6	at Florida Southern	W	88-71
2/11	Stetson	L	72-73
2/18	Florida Southern	W	121-85
2/22	Kentucky Wesleyan	W	104-95
2/27	Florida State	W	107-89
3/8	vs. Western Kentucky \$	L	84-107
Season Totals			2427-2192

* Hurricane Classic | \$ NCAA Tournament

NO.	PLAYER	POS.	YR.
11	Dave Landis	G	JR
12	Ron Godfrey	F	JR
13	Dick Hickox	G	JR
14	Dod Hammond	F	SO
15	Harry Manushaw	C	JR
20	Bruce Applegate	F	JR
22	Martin Snider	G	JR
23	Ken Allen	G	SO
24	Chris Stavreti	G	SO
25	Julie Cohen	G	SO
31	Jack Spisak	F	SO
32	Bruce Shapiro	G	SO

1997-98

NCAA Tournament

Season Record: 18-10 (11-7 BIG EAST)

Leonard Hamilton, Head Coach

11/14	at Southern Illinois	W	73-61
11/16	Florida Atlantic	W	69-47
11/21	Charlotte	W	89-72
11/24	Eastern Kentucky	W	86-64
11/29	at Jacksonville	W	74-70
12/2	Rutgers *	W	63-55
12/6	Georgetown *	W	66-56
12/12	Georgia State	W	80-64
12/22	at Memphis	W	65-57
12/27	vs. Georgia Tech @	L	61-69
12/31	at Seton Hall *	W	78-65
1/3	at Pittsburgh *	W	73-65
1/6	Connecticut *	W	76-67
1/10	at West Virginia *	L	84-98
1/13	at St. John's *	L	64-73
1/18	at Syracuse *	L	67-85
1/22	Villanova *	W	78-63
1/28	at Boston College *	W	67-57
1/31	at Villanova *	L	75-78
2/4	Providence *	W	64-54
2/10	Syracuse *	L	63-72
2/14	Notre Dame *	W	66-57
2/18	at Providence *	L	57-59
2/22	at Notre Dame *	W	65-59
2/24	Seton Hall *	L	71-76
2/28	West Virginia *	W	70-66
3/4	vs. Georgetown #	L	56-62
3/13	vs. UCLA \$	L	62-65
Season Totals:			1962-1836

@ Orange Bowl Classic | * BIG EAST Game
BIG EAST Tournament | \$ NCAA Tournament

NO.	PLAYER	POS.	YR.
3	Mike Byars-Dawson	G	FR
10	Kevin Norris	G	SR
11	Jeremiah Schlie	F	FR
13	Steve Frazier	G	SR
14	Todd Manuel	G	FR
15	Nick Donovan	F	JR
20	Charles Wiseman	G	SO
21	Mike Curcio	G	JR
22	Jaime Waggoner	G	SR
30	Vernon Jennings	G/F	SO
31	Johnny Hemsley	G/F	SO
32	Lucas Barnes	G/F	SO
34	Dwayne Wimbley	F	FR
40	Tim James	F	JR
44	Elton Tyler	F	FR
51	Mario Blaud	F	SO



NCAA TOURNAMENT TEAMS

1998-99

NCAA Tournament — Second Round

Season Record: 23-7 (15-3 BIG EAST)

Leonard Hamilton, Head Coach

11/13	at Florida Atlantic	W	97-73
11/23	at Charlotte	L	59-66
11/27	Northern Iowa	W	78-69
12/5	at Kentucky	L	65-74
12/8	Boston College *	W	77-64
12/11	UCF	W	66-56
12/18	at Georgia State	W	76-55
12/22	Memphis	W	80-64
12/27	vs. Ohio State @	W	72-64
12/30	at Georgetown *	W	64-63
1/6	St. John's *	W	84-79
1/9	Notre Dame *	L	68-71
1/13	at Rutgers *	W	74-62
1/16	at West Virginia *	W	64-55
1/20	Connecticut *	L	68-70
1/24	at Boston College *	W	75-67
1/27	Seton Hall *	W	77-71
1/30	at Pittsburgh *	L	54-60
2/3	at St. John's *	W	73-70
2/6	Georgetown *	W	71-58
2/8	at Syracuse *	W	76-63
2/13	at Providence *	W	69-65
2/16	Villanova *	W	103-82
2/20	at Connecticut *	W	73-71
2/23	Pittsburgh *	W	85-52
2/27	Rutgers *	W	68-63
3/4	vs. Georgetown #	W	65-54
3/5	vs. St. John's #	L	59-62
3/12	vs. Lafayette \$	W	75-54
3/14	vs. Purdue \$	L	63-73
Season Totals:			2178-1950

@ Orange Bowl Classic | * BIG EAST Game

BIG EAST Tournament | \$ NCAA Tournament

NO.	PLAYER	POS.	YR.
3	Mike Byars-Dawson	G	SO
4	Michael Simmons	G	FR
5	John Salmons	F	FR
11	Jeremiah Schlie	F	SO
13	João Paulo Coelho	G	FR
14	Todd Manuel	G	SO
15	Nick Donovan	F	SR
30	Vernon Jennings	G/F	JR
31	Johnny Hemsley	G/F	JR
34	Dwayne Wimbley	F	SO
40	Tim James	F	SR
42	Kevin Houston	G/F	JR
44	Elton Tyler	F	SO
51	Mario Bland	F	JR

1999-2000

NCAA Tournament — Sweet 16

Season Record: 23-11 (13-3 BIG EAST)

BIG EAST Regular Season Co-Champions

Leonard Hamilton, Head Coach

11/19	at UCF	W	81-54
11/23	[/24] Monmouth	W	67-46
11/30	[/25] Bethune-Cookman	W	102-75
12/4	at Memphis	L	72-82
12/7	Charlotte	L	65-75
12/11	Hartford	W	97-61
12/18	vs. #7/9 North Carolina+	L	78-68
12/20	vs. Louisiana^	L	60-66
12/21	vs. Detroit^	W	68-64
12/22	vs. Illinois State^	L	78-87
12/27	Florida Atlantic	W	89-52
12/29	Quinnipiac	W	80-66
1/5	West Virginia*	W	66-58
1/8	#7/8 Syracuse*	L	55-67
1/11	at Seton Hall*	W	71-64
1/15	at Georgetown*	L	61-65
1/17	at Villanova*	W	67-66
1/22	Boston College*	W	62-54
1/25	at Notre Dame*	W	63-49
1/29	#16/18 Kentucky	L	57-60
2/1	Pittsburgh*	W	64-60
2/5	at Rutgers*	W	58-52
2/7	Georgetown*	W	77-55
2/16	Providence*	L	45-47
2/19	at #18/18 Connecticut*	W	63-57
2/22	at West Virginia*	W	68-50
2/26	Notre Dame*	W	55-52
2/29	at Pittsburgh*	W	74-66
3/5	#18/21 St. John's*	W	74-70
3/9	[23] vs. Notre Dame#	W	61-58
3/10	[23] vs. #19/20 St. John's#	L	57-58
3/17	[23/25] vs. Arkansas\$	W	75-71
3/19	[23/25] vs. #8/8 Ohio State\$	W	75-62
3/24	[23/25] vs. #18/19 Tulsa\$	L	71-80
Season Totals:			2346-2127

@ Orange Bowl Classic | ^ San Juan Shootout

* BIG EAST Game | # BIG EAST Tournament

\$ NCAA Tournament

NO.	PLAYER	POS.	YR.
0	Leroy Hurd	G/F	FR
3	Michael Simmons	G	SO
11	Jerry Schlie	F	JR
13	João Paulo Coelho	G	SO
25	Elton Tyler	F	JR
30	Vernon Jennings	G/F	SR
31	Johnny Hemsley	G/F	SR
33	James Jones	F	FR
34	Dwayne Wimbley	F	JR
45	John Salmons	F	SO
51	Mario Bland	F	JR

NCAA TOURNAMENT TEAMS

2001-02

NCAA Tournament

Season Record: 24-8 (10-6 BIG EAST)

Perry Clark, Head Coach

11/18	vs. Eastern Michigan ^	W	93-56
11/19	vs. UAB ^	W	81-79
11/20	vs. Clemson ^	W	67-65
11/24	Lafayette	W	79-69
11/26	Florida Atlantic	W	74-48
11/29	Howard	W	87-71
12/3	FIU	W	77-59
12/8	at Texas A&M	W	64-55
12/15	vs. #21/24 Indiana +	W	58-53
12/18	Florida A&M	W	90-62
12/22	Charlotte	W	64-56
12/27	[24/23] at LSU	W	68-61
12/30	[24/23] St. Francis (Pa.)	W	71-48
1/2	[21] at #23/24 Georgetown*	W	79-71
1/5	[21] at Connecticut*	L	75-76
1/8	[21/20] at St. John's*	L	60-71
1/12	[21/20] at Virginia Tech*	W	77-68
1/15	[24/20] Pittsburgh*	W 2OT	76-69
1/19	[24/20] Providence*	W OT	102-96
1/24	[22/19] Villanova*	W	76-58
1/29	[15/16] Boston College*	L	65-70
2/2	[15/16] #17/22 Connecticut*	W	68-66
2/5	[12/11] at Villanova*	W	65-56
2/10	[12/11] at Boston Coll.*	L	63-76
2/13	[13/11] St. John's*	W	79-56
2/17	[13/11] at Rutgers*	L	61-64
2/23	[17/13] Notre Dame*	L	77-90
2/26	[22/18] at Providence*	W	81-65
3/2	[22/18] Virginia Tech*	W	83-77
3/7	[21] vs. Georgetown #	W	84-76
3/8	[21] vs. #7 Pittsburgh #	L	71-76
3/14	[21] vs. Missouri \$	L	80-93
Season Totals:			2395-2156

^ Virgin Islands Paradise Jam

+ Orange Bowl Classic | * BIG EAST Game

BIG EAST Championship | \$ NCAA Tournament

NO.	PLAYER	POS.	YR.
1	Michael Simmons	G	JR
2	Kahleaf Watson	G	FR
4	Marcus Barnes	G	SO
5	John Salmons	F	SR
10	Brandon Okpalobi	G	SO
11	Jerry Schlie	F	SR
12	Rafael Berumen	F/C	JR
13	Paulo Coelho	G	JR
14	Rodrigue Djahue	F	SO
20	Danny Marakovits	G	SO
21	Darius Rice	F	SO
25	Elton Tyler	F/C	SR
33	James Jones	F	JR
34	William Frisby	F	SO

2007-08

NCAA Tournament — Second Round

Season Record: 23-11 (8-8 ACC)

Frank Haith, Head Coach

11/9	Florida Southern	W	104-61
11/15	vs. Marist ^	W	85-61
11/16	vs. VCU ^	W	69-63
11/18	vs. Providence ^	W	64-58
11/24	Morgan State	W	55-51
11/28	Alabama State	W	83-74
12/2	St. John's	W	66-47
12/8	at Florida International	W	67-53
12/13	at Mississippi State	W	64-58
12/17	[22] Stetson	W	89-53
12/20	[22] North Florida	W	85-63
12/23	[22] North Carolina A&T	W	95-64
12/29	[19] vs. Winthrop +	L	70-76
1/2	Penn	W	88-62
1/12	[25] Georgia Tech*	W	78-68
1/15	[21/24] at Boston College*	L	66-76
1/19	[21/24] at NC State*	L OT	77-79
1/23	#5/4 North Carolina*	L	82-98
1/27	#125 Clemson*	W	75-72
1/29	at Wake Forest*	L	68-70
2/2	at #3/3 Duke*	L	73-88
2/6	Florida State*	L	55-62
2/9	at Virginia Tech*	W	74-71
2/17	at Georgia Tech*	W	64-63
2/20	#5/4 Duke*	W	96-95
2/23	Maryland*	W	78-63
2/27	at Clemson*	L	69-79
3/1	Virginia*	W	95-93
3/5	Boston College*	W	74-61
3/8	at Florida State*	L OT	72-75
3/13	vs. NC State #	W	63-50
3/14	vs. Virginia Tech #	L	49-63
3/21	vs. St. Mary's (Calif.) \$	W	78-64
3/23	vs. #7/7 Texas \$	L	72-75
Season Totals:			2542-2309

^ Puerto Rico Tip-Off | + Orange Bowl Classic

* ACC Game | # ACC Tournament

\$ NCAA Tournament

NO.	PLAYER	POS.	YR.
00	Jimmy Graham	F	JR
1	Lance Hurdle	G	JR
5	Eddie Rios	G	FR
10	Landon Glover	G	SR
21	Dwayne Collins	F	SO
22	Fabio Nass	F	SR
23	James Dews	G	SO
25	Jonathan Stratton	G	SR
30	Adrian Thomas	F	RSO
32	Brian Asbury	F	JR
33	Jack McClinton	G	JR
42	Raymond Hicks	F	SR
50	Anthony King	C	RSR



NCAA TOURNAMENT TEAMS

2012-13

NCAA Tournament — Sweet 16

Season Record: 29-7 (15-3 ACC)

Jim Larrañaga, Head Coach

11/9	Stetson	W	87-79
11/13	at Florida Gulf Coast	L	51-63
11/16	Jacksonville	W	73-57
11/24	Detroit	W	77-62
11/28	#13/14 Michigan State @	W	67-59
12/1	at UMass	W	75-62
12/14	Charlotte	W	77-46
12/18	at UCF	W	72-50
12/22	vs. Hawaii ^	W	73-58
12/23	vs. #4/5 Arizona ^	L	50-69
12/25	vs. Indiana State ^	L OT	55-57
1/2	La Salle	W	76-59
1/5	at Georgia Tech*	W	62-49
1/10	at North Carolina*	W	68-59
1/13	Maryland*	W	54-47
1/16	at Boston College*	W	60-59
1/23	[25] #1/1 Duke*	W	90-63
1/27	[25] Florida State*	W	71-47
1/30	[14/15] at Virginia Tech*	W	73-64
2/2	[14/15] at #19/19 NC State*	W	79-78
2/5	[8/11] Boston College*	W	72-50
2/9	[8/11] North Carolina*	W	87-61
2/13	[3/4] at Florida State*	W	74-68
2/17	[3/4] at Clemson*	W	45-43
2/19	[2/2] Virginia*	W	54-50
2/23	[2/2] at Wake Forest*	L	65-80
2/27	[5/7] Virginia Tech*	W	76-58
3/2	[5/7] at #3/3 Duke*	L	76-79
3/6	[6/7] Georgia Tech*	L	69-71
3/9	[6/7] Clemson*	W	62-49
3/15	[9/10] Boston College #	W	69-58
3/16	[9/10] NC State #	W	81-71
3/17	[9/10] North Carolina #	W	87-77
3/22	[5/4] Pacific \$	W	78-49
3/24	[5/4] Illinois \$	W	63-59
3/28	[5/4] #15/16 Marquette \$	L	61-71

^ Diamond Head Classic, Honolulu, Hawaii
 @ ACC/Big Ten Challenge | * ACC Game
 # ACC Tournament (Atlanta, Ga.)
 \$ NCAA Tournament

NO.	PLAYER	POS.	YR.
0	Shane Larkin	G	SO
1	Durand Scott	G	SR
3	Steve Sorenson	G	FR
4	Trey McKinney Jones	G	SR
10	Raphael Akpejori	F	JR
12	Justin Heller	G	JR
15	Rion Brown	G	JR
21	Erik Swoope	F	JR
23	Tonye Jekiri	C	FR
25	Garrius Adams *	G	SR
35	Kenny Kadji	F/C	SR
42	Reggie Johnson	C	SR
45	Julian Gamble	F/C	SR

* Redshirt

2015-16

NCAA Tournament — Sweet 16

Season Record: 27-8 (13-5 ACC)

Jim Larrañaga, Head Coach

11/13	UT Rio Grande Valley	W	86-59
11/16	Louisiana	W	93-77
11/19	vs. Mississippi State ^	W	105-79
11/20	vs. No. 16 Utah ^	W	90-66
11/22	vs. No. 22/20 Butler ^	W	85-75
11/27	[15/19] Northeastern	L	77-78
12/1	[21] at Nebraska @	W OT	77-72
12/5	[21] Charlotte	W	88-60
12/8	[17/20] Florida	W	66-55
12/19	[15/19] Coll. of Charleston	W	85-63
12/22	[13/16] at La Salle	W	95-49
12/29	[13/15] Princeton	W	76-64
1/2	[13/15] Syracuse*	W	64-51
1/9	[12/11] Florida State*	W	72-59
1/12	[8/9] at #13/11 Virginia*	L	58-66
1/16	[8/9] at Clemson*	L	65-76
1/20	[15/14] at Boston College*	W	67-53
1/23	[15/14] Wake Forest*	W	77-63
1/25	[15/13] No. 24/20 Duke*	W	80-69
1/30	[15/13] at RV NC State*	L	69-85
2/3	[17/15] RV Notre Dame*	W	79-70
2/7	[17/15] at Georgia Tech*	W	75-68
2/9	[12/11] -RV Pittsburgh*	W	65-63
2/14	[12/11] at Florida State*	W	67-65
2/17	[11/10] Virginia Tech*	W	65-49
2/20	[11/10] at No. 5/4 UNC*	L	71-96
2/22	[12/11] No. 3 Virginia*	W	64-61
2/27	[12/11] No. 11/- Louisville*	W	73-65
3/2	[7] at RV Notre Dame*	W	68-50
3/5	[7] at Virginia Tech*	L	62-77
3/10	[11] #3 vs. #6 Virginia Tech #	W	88-82
3/11	[11] vs. #2 No. 3 Virginia #	L	68-73
3/17	[10/11] #3 vs. #14 Buffalo \$	W	79-72
3/19	[10/11] vs. #11 Wichita State \$	W	65-57
3/24	[10/11] vs. #2 No. 6 Villanova \$	L	69-92

^ Puerto Rico Tip-Off
 @ Big Ten/ACC Challenge | * ACC Game
 # ACC Tournament (Atlanta, Ga.)
 \$ NCAA Tournament

NO.	PLAYER	POS.	YR.
0	Ja'Quan Newton	G	SO
3	Anthony Lawrence Jr.	G	FR
5	Davon Reed	G	JR
10	Sheldon McClellan	G	RSR
12	James Palmer	G	SO
13	Angel Rodriguez	G	RSR
15	Ebuka Izundu	C	FR
20	Mike Robinson	G	FR
21	Kamari Murphy	F	RJR
23	Tonye Jekiri	C	SR
33	Ivan Cruz Uceda	F	SR
35	Chris Stowell	F	SR

NCAA TOURNAMENT TEAMS

2016-17

NCAA Tournament — First Round

Season Record: 21-12 (10-8 ACC)

Jim Larrañaga, Head Coach

11/11	Western Carolina	W	92-43
11/16	at North Florida	W	94-56
11/19	Penn	W	74-62
11/24	Stanford ^	W	67-53
11/25	#21/22 Iowa State ^	L	56-73
11/27	Florida ^	L	56-65
11/30	Rutgers @	W	73-61
12/3	Wofford %	W	74-57
12/6	South Carolina State	W	82-46
12/16	Florida Atlantic	W	76-56
12/22	George Washington >	W	72-64
12/28	Columbia	W	78-67
12/31	NC State *	W	81-63
1/4	at Syracuse *	L	55-70
1/12	#20 Notre Dame *	L	62-67
1/14	at Pittsburgh *	W	72-46
1/18	at Wake Forest *	L	79-96
1/21	at #18 Duke *	L	58-70
1/25	Boston College *	W	78-77
1/28	#9/6 North Carolina *	W	77-62
2/1	#15/16 Florida State *	L	57-75
2/4	at NC State *	W	84-79
2/8	Virginia Tech *	W	74-68
2/11	at #4 Louisville *	L	66-71
2/15	Georgia Tech *	W	70-61
2/18	Clemson *	W	71-65
2/20	at #18/19 Virginia *	W OT	54-48
2/25	#10/11 Duke *	W	55-50
2/27	[25] at Virginia Tech *	L	61-66
3/4	[25] at #15/17 Florida State *	L	57-66
3/8	vs. Syracuse #	W	62-57
3/9	vs. #6 North Carolina #	L	53-78
3/17	vs. Michigan State \$	L	58-78

^ AdvoCare Invitational, Orlando, Fla.

@ ACC/Big Ten Challenge

% Hoophall Miami Invitational (Miami, Fla.)

* ACC Game

ACC Tournament (Brooklyn, N.Y.)

\$ NCAA Tournament (Tulsa, Okla.)

> 1,000th program victory

NO.	PLAYER	POS.	YR.
0	Ja'Quan Newton	G	JR
2	Mike Robinson	G	SO
3	Anthony Lawrence Jr.	G	SO
4	Dejan Vasiljevic	G	FR
5	Davon Reed	G	SR
11	Bruce Brown	G	FR
14	Rodney Miller	C	FR
15	Ebuka Izundu	C	SO
20	Dewan Huell	F	FR
21	Kamari Murphy	F	RSR
32	Sam Waardenburg	F	FR
35	Chris Stowell	F	JR

2017-18

NCAA Tournament — First Round

Season Record: 22-10 (11-7 ACC)

Jim Larrañaga, Head Coach

11/10	[13/12] Gardner-Webb	W	77-45
11/12	[13/12] Navy	W	89-55
11/16	[11/12] Florida A&M	W	90-59
11/22	[11/11] vs. La Salle ¹	W	57-46
11/25	[11/11] North Florida	W	86-65
11/29	[10/13] at #12/12 Minnesota ²	W	86-81
12/2	[10/13] vs. Princeton ³	W	80-52
12/5	[10/11] Boston University	W	69-54
12/16	[6/8] at George Washington	W	59-50
12/23	[6/7] at Hawai'i ⁴	W	75-57
12/23	[6/7] vs. New Mexico State ⁴	L	54-63
12/25	[15/16] vs. Middle Tennessee ⁴	W	84-81
12/30	[15/16] at Pittsburgh*	W	67-53
1/3	[15/17] at Georgia Tech*	L	54-64
1/7	[15/17] #24/RV Florida State*	W	80-74
1/13	[18/19] at No. 19/17 Clemson*	L	63-72
1/15	[25/23] #5/5 Duke*	L	75-83
1/21	[25/23] at NC State*	W	86-81
1/24	[RV/24] Louisville*	W OT	78-75
1/27	[RV/24] at Florida State*	L OT	94-103
1/31	Pittsburgh*	W	69-57
2/3	at Virginia Tech*	W	84-75
2/7	[25/25] Wake Forest*	W	87-81
2/10	[25/25] at Boston College*	L	70-72
2/13	#1/3 Virginia*	L	50-59
2/17	Syracuse*	L	55-62
2/19	at Notre Dame*	W	77-74
2/24	Boston College*	W	79-78
2/27	at #9/9 North Carolina*	W	91-88
3/3	Virginia Tech*	W	69-68
3/8	[24/25] vs. #12/11 UNC ⁵	L	65-82
3/15	[22/24] Loyola Chicago ⁶	L	62-64

¹ Reading, Pa.; ² ACC/Big Ten Challenge

³ Hoophall Miami Invitational (Miami, Fla.)

⁴ Hawaiian Airlines Diamond Head Classic (Honolulu, Hawai'i)

⁵ ACC Tournament (Brooklyn, N.Y.)

⁶ NCAA Tournament (Dallas, Texas)

NO.	PLAYER	POS.	YR.
0	Ja'Quan Newton	G	SR
1	Dejan Vasiljevic	G	SO
2	Chris Lykes	G	FR
3	Anthony Lawrence II	G	JR
4	Lonnie Walker IV	G	FR
5	Mike Robinson	G	SR
10	Miles Wilson	G	SO
11	Bruce Brown Jr.	G	SO
14	Rodney Miller Jr.	C	SO
15	Ebuka Izundu	C	JR
20	Dewan Huell	F	SO
21	Sam Waardenburg	F	FR
22	Deng Gak	F	FR
35	Chris Stowell	F	SR



NIT HISTORY

NIT Results (12 appearances, 11-12 record)

1960-61 (First Round)

3/16/61	vs. Saint Louis	L	58-56	New York, N.Y.
---------	-----------------	---	-------	----------------

1962-63 (Second Round)

3/16/63	vs. St. Francis (N.Y.)	W	71-70	New York, N.Y.
3/19/63	vs. Providence	L	106-96	New York, N.Y.

1963-64 (First Round)

3/12/64	vs. St. Joseph's (Pa.)	L	86-76	New York, N.Y.
---------	------------------------	---	-------	----------------

1994-95 (First Round)

3/15/95	at Penn State	L	62-56	University Park, Pa.
---------	---------------	---	-------	----------------------

1996-97 (First Round)

3/13/97	at Michigan	L	76-63	Ann Arbor, Mich.
---------	-------------	---	-------	------------------

2000-01 (First Round)

3/14/01	at Auburn	L	60-58	Auburn, Ala.
---------	-----------	---	-------	--------------

2004-05 (First Round)

3/15/05	at South Carolina	L	69-67	Columbia, S.C.
---------	-------------------	---	-------	----------------

2005-06 Miami - No. 3 Seed (Quarterfinals)

3/15/06	No. 6 Oklahoma State	W	62-59	Coral Gables, Fla.
3/20/06	at No. 2 Creighton	W	53-52	Omaha, Neb.
3/22/06	at No. 1 Michigan	L	71-65	Ann Arbor, Mich.

2008-09 Miami - No. 4 Seed (Second Round)

3/18/09	at No. 5 Providence	W	78-66	Providence, R.I.
3/20/09	at No. 1 Florida	L	74-60	Gainesville, Fla.

2010-11 Miami - No. 2 Seed (Quarterfinals)

3/16/11	No. 7 Florida Atlantic	W	85-62	Coral Gables, Fla.
3/21/11	No. 3 Missouri State	W	81-72	Coral Gables, Fla.
3/23/11	at No. 1 Alabama	L	79-64	Tuscaloosa, Ala.

2011-12 Miami - No. 2 Seed (Second Round)

3/14/12	No. 7 Valparaiso	W	66-50	Coral Gables, Fla.
3/19/12	No. 6 Minnesota	L	78-60	Coral Gables, Fla.

2014-15 Miami - No. 2 Seed (Runner-Up)

3/17/15	No. 7 NC Central	W	75-71	Coral Gables, Fla.
3/21/15	No. 6 Alabama	W	73-66	Coral Gables, Fla.
3/24/15	No. 1 Richmond	W	63-61	Richmond, Va.
3/31/15	No. 1 Temple	W	60-57	New York, N.Y.
4/2/15	No. 2 Stanford	L	66-64 OT	New York, N.Y.

Record

By Opponent	W	L
Alabama	1	1
Auburn	0	1
Creighton	1	0
Florida	0	1
Florida Atlantic	1	0
Michigan	0	2
Minnesota	0	1
Missouri State	1	0
NC Central	1	0
Oklahoma State	1	0
Penn State	0	1
Providence	1	1
Richmond	1	0
South Carolina	0	1
St. Francis N.Y.	1	0
St. Joseph's Pa.	0	1
St. Louis	0	1
Stanford	0	1
Temple	1	0
Valparaiso	1	0

By Opponent Conference (at time of game)

	W	L
American	1	0
Big 12	1	0
Big East	1	0
Big Ten	0	4
Colonial	1	0
Horizon	1	0
Independents	0	1
Mid-Eastern	1	0
Missouri Valley	2	1
MTNY	1	0
Pac 12	0	1
SEC	1	4
Sun Belt	1	0

By Miami's Seed (Since 2005-06)

	W	L
No. 2	7	3
No. 3	2	1
No. 4	1	1

By Opponent Seed (Since 2005-06)

	W	L
No. 1	2	3
No. 2	1	1
No. 3	1	0
No. 5	1	0
No. 6	2	1
No. 7	3	0

NIT TEAMS

1960-61

National Invitation Tournament

Season Record: 20-7

Bruce Hale, Head Coach

12/1	at Rollins	W	80-62
12/3	Tampa	W	93-64
12/6	at Santa Clara	L	65-66
12/8	at San Francisco	W	68-56
12/10	at BYU	L	80-112
12/15	Florida Southern	W	87-54
12/17	Florida	W	93-74
12/28	vs. Army !	W	82-75
12/29	vs. Holy Cross !	W	77-71
1/4	Miami (Ohio)	W 2OT	102-100
1/7	at La Salle	L	74-88
1/11	at Florida	L	73-81
1/13	at Jacksonville	W OT	93-84
1/14	at Florida State	L	78-89
1/21	Houston	W	89-78
1/26	Centenary	W	86-74
1/30	Louisville	W	71-69
2/1	Rollins	W	103-75
2/3	at Stetson	W	91-84
2/4	at Florida Southern	W	92-80
2/11	Loyola (La.)	W	65-61
2/15	Stetson	W	91-84
2/18	at Tampa	W	108-99
2/20	Jacksonville	W	96-80
2/23	Morehead State	W	85-70
2/25	Florida State	W	75-73
3/16	vs. St. Louis \$	L	56-58
Season Totals:			2230-2036

! Hurricane Classic | \$ NIT

NO.	PLAYER	POS.	YR.
11	Carl Stavreti	G	SO
12	Ron Godfrey	F	SR
13	Dick Hickox	G	SR
14	Lee Woods	F	SO
15	Harry Manushaw	C	SR
20	Bruce Applegate	F	SR
21	Bruce Shapiro	G	JR
23	Ken Allen	G	SO
24	Chris Stavreti	G	JR
25	Julie Cohen	G	JR
31	Jack Spisak	F	JR
33	Lou Alix	F	SO
45	Mike McCoy	C	SO

1962-63

National Invitation Tournament

Season Record: 23-5

Bruce Hale, Head Coach

11/30	Florida	W OT	91-87
12/4	at Boston College	W	72-69
12/6	at Rhode Island	W	88-80
12/8	at Providence	W	82-75
12/13	Florida Southern	W	116-93
12/21	#2 Duke	W	71-69
12/27	vs. Cornell !	W	94-85
12/28	vs. Pittsburgh !	W	86-85
1/3	[15] at St. John's	W	67-59
1/4	[15] at La Salle	L	76-78
1/9	at Jacksonville	W	103-91
1/10	at Florida	W	86-77
1/12	at Florida State	L OT	74-77
1/19	St. Peter's	W	99-75
1/24	Houston	W	71-70
1/29	at Tampa	W	78-76
1/30	[18] at Rollins	W	120-72
2/1	[18] at Stetson	L	64-66
2/2	[18] at Florida Southern	W	99-83
2/5	[18] Jacksonville	W	112-105
2/9	Louisville	W	112-84
2/12	Rollins	W	114-75
2/16	Loyola (N.O.)	L	77-84
2/18	Tampa	W	112-81
2/23	Florida State	W	99-70
2/26	Stetson	W	75-60
3/16	vs. St. Francis (N.Y.) \$	W	71-70
3/19	vs. Providence \$	L	96-106
Season Totals:			2505-2212

! Hurricane Classic | \$ NIT

NO.	PLAYER	POS.	YR.
11	Carl Stavreti	G	SR
12	Larry Kessler	G	SO
13	Bernie Butts	G	JR
14	Lee Woods	C	SR
15	Edward Fults	F	SO
20	Greg Meyer	C	SO
22	Charles Holiber	F	JR
23	Kenny Allen	G	SR
24	Rick Barry	F	SO
31	Jack Spisak	F	SR
32	Wayne Beckner	F	SO
45	Mike McCoy	C	SR



NIT TEAMS

1963-64

National Invitation Tournament

Season Record: 20-7

Bruce Hale, Head Coach

12/3	Tampa	W	101-95
12/7	Florida	W	95-79
12/10	at Santa Clara	L	77-86
12/12	at St. Mary's (Calif.)	L	101-86
12/14	at Nevada	W OT	81-78
12/17	San Francisco	W	95-83
12/19	Rollins	W	108-90
12/27	vs. Army*	W	79-71
12/28	vs. Syracuse*	L OT	85-86
1/4	Rhode Island	W	105-88
1/8	Jacksonville	W	97-92
1/9	at Florida	L	91-114
1/11	at Florida State	L	78-80
1/18	Memphis State	W	78-69
1/23	La Salle	W	121-99
1/28	at Rollins	W	127-85
1/29	at Tampa	W	134-104
1/31	at Stetson	W	81-75
2/1	at Florida Southern	W	85-78
2/4	Jacksonville	W	117-92
2/10	Creighton	L	94-124
2/13	at Houston	L	83-93
2/15	at Loyola (N.O.)	W OT	97-90
2/18	Florida Southern	W	120-79
2/22	Stetson	W	87-70
2/29	Florida State	W	82-80
3/12	vs. St. Joseph's (Pa.) \$	L	76-86
Season Totals:			2575-2352

! Hurricane Classic | \$ NIT

NO.	PLAYER	POS.	YR.
12	Larry Kessler	G	JR
13	Bernie Butts	G	SR
15	Charles Holiber	F	SR
20	Clark Connors	F	SO
22	John Bates	F	SO
24	Rick Barry	F	JR
25	Bob Green	G	SO
31	John Dampier	G	JR
32	Wayne Beckner	F	JR
33	Don Patrican	C	SO
34	Charles Grob	C	SO
45	Stewart Marcus	F	SO

1994-95

National Invitation Tournament

Season Record: 15-13 (9-9 BIG EAST)

Leonard Hamilton, Head Coach

11/25	Northeastern Illinois	W	66-48
11/28	Florida Atlantic	W	76-59
11/30	Robert Morris	W	66-51
12/6	#19/19 Syracuse*	L	65-83
12/10	Florida A&M	W	67-53
12/20	at Clemson	L	55-75
12/28	UNLV+	L	55-56
12/30	Fordham	W	55-43
1/2	at Seton Hall*	L	54-72
1/7	at #12/13 Georgetown*	L	64-71
1/11	at St. John's*	W	82-79
1/18	at Providence*	W	81-75
1/21	Boston College*	W	69-68
1/25	#22/25 Villanova*	L	62-92
1/28	at #6/6 Syracuse*	L	51-76
1/31	at #4/5 Connecticut*	L	57-82
2/4	#13/13 Georgetown*	W	67-61
2/7	at #16/18 Villanova*	L	63-73
2/11	Providence*	W	69-63
2/13	St. John's*	W	71-69
2/18	at Pittsburgh*	L	61-67
2/22	Seton Hall*	W	61-57
2/25	at Boston College*	W OT	77-71
2/28	Pittsburgh*	W OT	76-68
3/2	at Florida Atlantic	W	80-70
3/4	#4/5 Connecticut*	L	67-75
3/10	vs. #24 Georgetown #	L	58-69
3/15	at Penn State \$	L	56-62
Season Totals:			1831-1888

+ Orange Bowl Basketball Classic | * BIG EAST Game
BIG EAST Tournament | \$ NIT

NO.	PLAYER	POS.	YR.
0	Steve Frazier	G	SO
3	Alex Fraser	F	SO
5	Steve Rich	F	JR
10	Anthony Rosa	G	SO
11	Torey McCormick	G	SO
12	Kevin Norris	G	FR
13	Chuck Barker	G	FR
20	Mitchell Dunn	G	JR
21	Steven Edwards	G	JR
22	Jaime Waggoner	G	FR
33	Constantin Popa	C	SR
50	Brad Timpf	F	SO
52	Lorenzo Pearson	F	JR
55	Will Davis	C	SO

NIT TEAMS

1996-97

National Invitation Tournament

Seas on Record: 16-13 (9-9 BIG EAST)

Leonard Hamilton, Head Coach

11/22	Buffalo	W	78-61
11/24	Florida Atlantic	W	83-74
11/29	at UNLV	L	43-55
12/3	St. John's*	L	57-61
12/7	#19/17 Syracuse*	W	67-63
12/13	Hartford	W	74-58
12/18	Jacksonville	W	74-57
12/22	at Tennessee	L	65-78
12/28	vs. DePaul+	W	61-45
12/30	Lehigh	W	68-32
1/2	at #25/25 Boston Coll.*	W	65-62
1/4	at Georgetown*	W	69-67
1/8	at Pittsburgh*	L	72-76
1/11	at #8/7 Villanova*	W	61-59
1/15	Providence*	W	71-69
1/18	Georgetown*	W OT	68-65
1/22	Connecticut*	W	69-46
2/2	at Rutgers*	L	59-60
2/5	Pittsburgh*	W	78-63
2/8	Rutgers*	W	53-50
2/10	at Seton Hall*	W	61-51
2/15	at Connecticut*	L	52-72
2/19	Boston College*	L	57-59
2/22	at St. John's*	L	73-77
2/25	at Notre Dame*	L	60-69
3/1	West Virginia*	L	54-82
3/5	vs. St. John's #	W OT	76-68
3/6	vs. Georgetown #	L	59-63
3/13	vs. Michigan \$	L	63-76
Season Totals:			1105-1126

+ Orange Bowl Classic | * BIG EAST Game

BIG EAST Tournament | \$ NIT

NO.	PLAYER	POS.	YR.
0	Steve Frazier	G	SR
3	Alex Fraser	F	SR
10	Anthony Rosa	G	SR
11	Torey McCormick	G	SR
12	Kevin Norris	G	JR
15	Nick Donovan	C	SO
20	Mike Curcio	G	SO
22	Jaime Waggoner	G	JR
30	Vernon Jennings	G/F	FR
31	Johnny Hemsley	G/F	FR
32	Lucas Barnes	G/F	FR
33	Clifton Clark	G/F	SR
40	Tim James	F	SO
51	Mario Bland	F	FR
55	Will Davis	C	SR

2000-01

National Invitation Tournament

Season Record: 16-13 (8-8 BIG EAST)

Perry Clark, Head Coach

11/18	at Florida Atlantic	W	76-59
11/21	Columbia	W	65-41
11/25	Northeastern	W	92-86
11/28	at Charlotte	L	63-95
12/4	at #14/12 North Carolina	L	45-67
12/9	UCF	W	83-72
12/16	vs. Nebraska+	L	64-72
12/18	Eastern Illinois	W	83-73
12/21	Memphis	W	66-57
12/27	Lehigh	W	71-52
12/29	Tennessee-Martin	W	70-54
1/3	at Pittsburgh*	L	51-62
1/7	Boston College*	L	72-73
1/10	at Virginia Tech*	L	74-85
1/13	at #24 Boston College*	L	73-82
1/16	at Providence*	W	78-64
1/20	#15/15 Connecticut*	W	77-74
1/22	at St. John's*	L OT	63-67
1/28	Providence*	L	70-80
2/1	#22/25 Seton Hall*	W	72-66
2/6	Virginia Tech*	W	86-61
2/10	St. John's*	L 2OT	79-85
2/13	at #10/7 Syracuse*	W	68-57
2/17	at Villanova*	W	80-62
2/24	at Connecticut*	L	53-60
2/28	West Virginia*	W	73-66
3/3	Villanova*	W	65-53
3/7	vs. Pittsburgh #	L	69-78
3/14	vs. Auburn \$	L	58-60
Season Totals:			2039-1963

+ Orange Bowl Classic | * BIG EAST Game

BIG EAST Tournament | \$ NIT

NO.	PLAYER	POS.	YR.
0	Leroy Hurd	G/F	SO
1	Michael Simmons	G	SO
3	Joe Gordon	G	JR
4	Marcus Barnes	G	FR
5	John Salmons	F	JR
10	Orlando Gonzalez	G	SR
11	Jerry Schlie	F	JR
12	Brandon Okpalobi	G	FR
14	Rodrigue Djahue	F	FR
20	Danny Marakovits	G	FR
21	Darius Rice	F	FR
32	Dwayne Wimbley	C	SR
33	James Jones	F	SO



NIT TEAMS

2004-05

National Invitation Tournament

Season Record: 16-13 (7-9 ACC)

Frank Haith, Head Coach

11/20	Wofford	W	67-64
11/23	South Carolina State	L	50-60
11/27	vs. Xavier +	L OT	70-83
11/29	Florida Atlantic	W	84-68
12/4	at #19/18 Florida	W	72-65
12/7	at FIU	W	80-67
12/12	Massachusetts	W	80-53
12/18	Stetson	W	81-50
12/23	Tennessee Tech	W	69-57
12/30	Appalachian State	W	80-63
1/2	Norfolk State	W	76-58
1/6	at #9/10 Georgia Tech*	L	69-80
1/9	#/24 NC State*	W	67-66
1/12	at Virginia*	W	91-80
1/15	Florida State*	W	64-63
1/19	#4/4 Duke*	L	83-92
1/22	at #6/6 North Carolina*	L	67-87
1/26	Clemson*	W	69-65
1/29	at #5/5 Wake Forest*	L	82-94
2/2	Virginia Tech*	L	63-73
2/5	#22/24 Maryland*	W OT	75-73
2/12	at Clemson*	W	83-77
2/15	#5/5 Wake Forest*	L	63-68
2/19	at Virginia Tech*	L	58-71
2/22	at Florida State*	W	65-49
2/26	Georgia Tech*	L	72-76
3/3	at #6/6 Duke*	L	59-83
3/10	vs. Virginia #	L	65-66
3/15	at South Carolina \$	L	67-69
Season Totals:			2071-2020

+ Orange Bowl Classic | * ACC game

ACC Tournament | \$ NIT

NO.	PLAYER	POS.	YR.
2	Gary Hamilton	F/C	JR
3	Lee Butler	G	JR
4	Antoine Mayhand	G	FR
10	Brandon Okpalobi	G	SR
11	Eric Wilkins	G	JR
12	Anthony Harris	G	SO
13	Guillermo Diaz	G	SO
21	Jonathan Stratton	G	FR
22	Robert Hite	G	JR
34	William Frisby	F	SR
42	Raymond Hicks	F	FR
44	Keaton Copeland	F	JR
50	Anthony King	F/C	SO
55	Glenn Batemon	C	JR

2005-06

National Invitation Tournament — Quarterfinals

Season Record: 18-16 (7-9 ACC)

Frank Haith, Head Coach

11/13	vs. Texas-Arlington !	W	76-65
11/14	vs. Air Force !	L	53-57
11/15	vs. Green Bay !	W	80-54
11/19	Morgan State	W	83-51
11/22	North Carolina A&T	W	87-62
11/27	at Temple	L	56-73
11/29	at Michigan @	L	53-74
12/3	Birmingham Southern	W	82-55
12/10	Wofford	W	71-40
12/18	at #21/19 NC State*	L	69-81
12/22	#5/5 Florida	L	67-77
12/27	Stetson	W	65-56
12/31	vs. #10/10 Louisville+	L	43-58
1/2	Sacred Heart	W	63-57
1/7	#14/12 Maryland*	W	84-70
1/14	at #20/20 North Carolina*	W	81-70
1/18	Clemson*	W	62-38
1/21	#21/21 Boston College*	L	61-65
1/24	at Virginia*	L	51-71
1/29	at Florida State*	W OT	84-78
1/31	Wake Forest*	W	78-69
2/4	at Georgia Tech*	W	70-53
2/8	#16/15 NC State*	L 2OT	77-86
2/12	#23/24 North Carolina*	L	70-80
2/16	at #13/15 Boston Coll.*	L	54-65
2/19	at #2/2 Duke*	L	71-92
2/22	Virginia Tech*	W	70-59
3/1	at Maryland*	L	61-65
3/5	Florida State*	L	64-67
3/9	vs. Clemson #	W	66-63
3/10	vs. #3/3 Duke #	L	76-80
3/15	Oklahoma State \$	W	62-59
3/20	at Creighton \$	W	53-52
3/22	at Michigon \$	L	65-71
Season Totals:			2308-2213

! BCA Classic | + Orange Bowl Classic

@ ACC/Big Ten Challenge | * ACC Game

ACC Tournament | \$ NIT

NO.	PLAYER	POS.	YR.
00	Jimmy Graham	F	FR
2	Gary Hamilton	F/C	SR
3	Lee Butler	G	SR
11	Eric Wilkins	G	SR
12	Anthony Harris	G	JR
13	Guillermo Diaz	G	JR
15	Denis Clemente	G	FR
21	Jonathan Stratton	G	SO
22	Robert Hite	G	SR
30	Adrian Thomas	F	FR
32	Brian Asbury	G	FR
42	Raymond Hicks	F	SO
44	Keaton Copeland	F	SR
50	Anthony King	F/C	JR

NIT TEAMS

2008-09

National Invitation Tournament — Second Round

Season Record: 19-13 (7-9 ACC)

Frank Haith, Head Coach

11/15	[17/16] Florida Southern	W	96-60
11/21	[17/16] vs. Southern Miss ^	W	70-60
11/23	[17/16] vs. #2/2 UConn ^	L	63-76
11/24	[22/21] vs. San Diego ^	W	80-45
11/29	[22/21] Stetson	W	79-65
12/2	[21/22] Ohio State @	L	68-73
12/6	[21/22] at Kentucky	W	73-67
12/12	[25] Fla. International	W	76-50
12/14	[25] Robert Morris	W	70-62
12/21	#25/25 Clemson*	L	72-91
12/27	at St. John's	W	70-56
12/31	North Florida	W	94-41
1/3	NC Central	W	76-42
1/5	Florida Atlantic	W	85-69
1/10	at #24/17 Boston Coll.*	W	77-71
1/14	Maryland*	W	62-60
1/17	at #5/6 North Carolina*	L	65-82
1/21	Florida State*	W	75-69
1/25	Virginia Tech*	L OT	83-88
1/27	at NC State*	L OT	81-84
1/31	at Maryland*	L	68-73
2/4	#7/6 Wake Forest*	W	79-52
2/7	at #4/3 Duke*	L OT	75-78
2/15	#3/3 North Carolina*	L	65-69
2/18	at Florida State*	L	67-80
2/21	Boston College*	W	69-58
2/26	at Virginia*	W	62-55
3/4	at Georgia Tech*	L	68-78
3/7	NC State*	W	72-64
3/12	vs. Virginia Tech #	L	47-65
3/18	at Providence \$	W	78-66
3/20	at Florida \$	L	60-74
Season Totals:			2325-2123

^ Paradise Jam | @ ACC/Big Ten Challenge

* ACC Game | # ACC Tournament | \$ NIT

NO.	PLAYER	POS.	YR.
00	Jimmy Graham	F	SR
1	Lance Hurdle	G	SR
5	Eddie Rios	G	SO
20	Cyrus McGowan	F	JR
21	Dwayne Collins	F	JR
23	James Dews	G	JR
25	Ryan Quigtar	G	FR
30	Adrian Thomas	F	JR-R
31	DeQuan Jones	G/F	FR
32	Brian Asbury	F	SR
33	Jack McClinton	G	SR
45	Julian Gamble	C	FR

2010-11

National Invitation Tournament — Quarterfinals

Season Record: 21-15 (6-10 ACC)

Frank Haith, Head Coach

11/12	Jacksonville	W	89-77
11/15	at #19/19 Memphis	L	68-72
11/19	NC Central	W	88-65
11/21	at Rutgers	L	45-61
11/24	McNeese State	W	79-59
11/27	at FGCU	W	87-75
11/30	Ole Miss	W	86-73
12/4	West Virginia	W	79-76
12/12	Stetson ^	W	68-54
12/18	vs. UCF +	L	78-84
12/21	vs. Oral Roberts ^	W	69-56
12/22	vs. Rice ^	W	73-67
12/23	vs. Akron ^	W	69-61
12/30	Pepperdine	W	94-59
1/2	at #1/1 Duke*	L	63-74
1/8	at Clemson*	L	72-79
1/15	Boston College*	W	72-71
1/19	Florida State*	L	53-55
1/23	at NC State*	L	70-72
1/26	North Carolina*	L	71-74
1/30	at Virginia Tech*	L	68-72
2/3	Georgia Tech*	W	59-57
2/5	Virginia*	W OT	70-68
2/9	at Wake Forest*	W	74-73
2/13	#5/5 Duke*	L	71-81
2/15	at UNC Greensboro	W	78-58
2/20	Clemson*	W	59-63
2/23	at Boston College*	W	73-64
2/26	at Florida State*	L	59-65
3/2	Maryland*	W	80-66
3/6	at Georgia Tech*	L	57-66
3/10	vs. Virginia #	W OT	69-62
3/11	vs. #6/7 North Carolina #	L	59-61
3/16	Florida Atlantic \$	W	85-62
3/21	Missouri State \$	W	81-72
3/23	at Alabama \$	L	64-79
Season Totals:			2579-2433

^ Las Vegas Holiday Hoops Classic (Las Vegas, Nev.)
+ Orange Bowl Classic (Sunrise, Fla.) | * ACC Game
ACC Tournament (Greensboro, N.C.) | \$ NIT

NO.	PLAYER	POS.	YR.
1	Durand Scott	G	SO
3	Malcolm Grant	G	JR
10	Raphael Akpejori	F	FR
11	Ryan Quigtar	G	JR
12	Justin Heller	G	FR
15	Rion Brown	G	FR
25	Garrius Adams	G	SO
30	Adrian Thomas	F	GR
31	DeQuan Jones	G/F	FR
32	Erik Swoope	F	JR
42	Reggie Johnson	C	SO
45	Julian Gamble	F/C	JR



NIT TEAMS

2011-12

National Invitation Tournament — Second Round

Season Record: 20-13 (9-7 ACC)

Jim Larrañaga, Head Coach

11/11	Tennessee Tech	W	69-58
11/15	Rutgers	W	72-57
11/19	UNF	W	75-62
11/22	FGCU	W	60-50
11/25	at Ole Miss	L OT	61-64
11/29	at Purdue @	L	65-76
12/3	UMass	W	83-75
12/6	#21/20 Memphis	L	54-71
12/10	at West Virginia	L	66-77
12/17	vs FAU +	W 2OT	93-90
12/22	at Charlotte	W	76-61
12/30	Appalachian State	W	84-54
1/2	UNC Greensboro	W	99-89
1/7	at #21/23 Virginia*	L	51-52
1/10	at #3/3 North Carolina*	L	56-73
1/18	Clemson*	W	76-73
1/22	NC State*	L	73-78
1/24	at Georgia Tech*	W	64-49
1/29	at Boston College*	W	76-54
2/1	Maryland*	W 2OT	90-86
2/5	at #7/5 Duke*	W OT	78-74
2/9	Virginia Tech*	W	65-49
2/11	at #15/17 Florida State*	L	59-64
2/15	#8/7 North Carolina*	L	64-73
2/18	Wake Forest*	W	74-56
2/21	at Maryland*	L	70-75
2/26	#15/16 Florida State*	W	78-62
2/29	at NC State*	L	73-77
3/3	Boston College*	W	77-56
3/8	at Georgia Tech #	W	54-36
3/9	vs #17/17 Florida State #	L	71-82
3/14	Valparaiso \$	W	66-50
3/19	Minnesota \$	L	60-78
Season Totals:			2332-2181

+ Orange Bowl Classic (Sunrise, Fla.)

@ ACC/Big Ten Challenge | * ACC Game

ACC Tournament (Atlanta, Ga.) | \$ NIT

NO.	PLAYER	POS.	YR.
0	Shane Larkin	G	FR
1	Durand Scott	G	JR
2	Bishop Daniels	G	FR
3	Malcolm Grant	G	SR
4	Trey McKinney Jones	G	JR
5	DeQuan Jones	G/F	SR
10	Raphael Akpejori	F	SO
11	Ryan Quiglar	G	SR
12	Justin Heller	G	SO
15	Rion Brown	G	SO
21	Erik Swoope	F	SO
25	Garrius Adams	G	JR
35	Kenny Kadji	F/C	JR
42	Reggie Johnson	C	JR
45	Julian Gamble	F/C	SR

2014-15

National Invitation Tournament — Finals

Season Record: 25-13 (10-8 ACC)

Jim Larrañaga, Head Coach

11/14	[RV] Howard	W	84-49
11/17	[RV] at #8/7 Florida	W	69-67
11/20	[-RV] vs. Drexel ^	W	66-46
11/21	[-RV] vs. Akron ^	W	79-51
11/23	[-RV] vs. Charlotte ^	W	77-58
11/25	[17/20] at Charlotte ^	W	77-74
11/28	[17/20] South Alabama	W	87-75
12/2	[15] #24/25 Illinois @	W	70-61
12/6	[15] Green Bay	L	55-68
12/8	[20/21] Savannah State	W	70-39
12/19	[18/19] Eastern Kentucky	L	44-72
12/22	[RV/RV] vs. Providence %	L	76-62
12/30	College of Charleston	W	67-40
1/3	#3/3 Virginia *	L 2OT	80-89
1/10	Boston College *	W	60-56
1/13	at #4/4 Duke *	W	90-74
1/17	at #12/12 Notre Dame *	L	70-75
1/22	[RV/RV] NC State *	W	65-60
1/24	[RV/RV] at Syracuse *	W	66-62
1/28	[23] Georgia Tech *	L	50-70
2/1	[23] at Florida State *	L	54-55
2/3	#9/8 Louisville *	L	55-63
2/8	Clemson *	W	56-45
2/11	at Wake Forest *	L	70-72
2/16	at Boston College *	W 2OT	89-86
2/18	Virginia Tech *	W	76-52
2/21	at #12/12 Louisville *	L	53-55
2/25	Florida State *	W	81-77
2/28	#15/18 North Carolina *	L	64-73
3/4	at Pittsburgh *	W	67-63
3/7	at Virginia Tech *	W	82-61
3/11	vs. Virginia Tech #	W	59-49
3/12	vs. #11/9 Notre Dame #	L	63-70
3/17	vs. #7/7 NC Central \$	W	75-71
3/21	vs. Alabama \$	W	73-66
3/24	at Richmond \$	W	63-61
3/31	vs. Temple \$	W	60-57
4/2	vs. Stanford \$	L OT	64-66

^ Charleston Classic | @ ACC-Big Ten Challenge

% Brooklyn Holiday Hoops Invitational

* ACC game | # ACC Tournament (Greensboro, N.C.)

\$ NIT

NO.	PLAYER	POS.	YR.
0	Ja'Quan Newton	G	Fr.
1	Deandre Burnett	G	RFr.
2	Joe Thomas	F	Gr.
5	Davon Reed	G	So.
10	Sheldon McClellan	G	RJr.
11	Mike Fernandez	G	So.
12	James Palmer	G	Fr.
13	Angel Rodriguez	G	RJr.
20	Manu Lecomte	G	So.
21	Kamari Murphy *	F	Jr.
22	Omar Sherman	F	Fr.
23	Tonye Jekiri	C	Jr.
33	Ivan Cruz Uceda	F	Jr.
35	Chris Stowell	F	Fr.

ACC TOURNAMENT HISTORY

2004-05	Miami - No. 6 Seed	MCI Center, Washington, D.C.
3/10/05	No. 11 Virginia	L 66-65 First Round
2005-06	Miami - No. 8 Seed	Greensboro Coliseum, Greensboro, N.C.
3/9/06	No. 9 Clemson	W 66-63 First Round
3/10/06	No. 1 #3 Duke	L 80-76 Quarterfinals
2006-07	Miami - No. 12 Seed	St. Pete Times Forum, Tampa, Fla.
3/8/07	No. 5 #17/21 Maryland	W 67-62 First Round
3/9/07	No. 4 Boston College	L 74-71 (OT) Quarterfinals
2007-08	Miami - No. 5 Seed	Charlotte Bobcats Arena, Charlotte, N.C.
3/13/08	No. 12 NC State	W 63-50 First Round
3/14/08	No. 4 Virginia Tech	L 63-49 Quarterfinals
2008-09	Miami - No. 9 Seed	Georgia Dome, Atlanta, Ga.
3/12/09	No. 8 Virginia Tech	L 65-47 First Round
2009-10	Miami - No. 12 Seed	Greensboro Coliseum, Greensboro, N.C.
3/11/10	No. 5 Wake Forest	W 83-62 First Round
3/12/10	No. 4 Virginia Tech	W 70-65 Quarterfinals
3/13/10	No. 1 Duke	L 77-74 Semifinals
2010-11	Miami - No. 9 Seed	Greensboro Coliseum, Greensboro, N.C.
3/10/11	No. 8 Virginia	W 69-62 (OT) First Round
3/11/11	No. 1 #6/7 North Carolina	L 61-59 Quarterfinals
2011-12	Miami - No. 6 Seed	Philips Arena, Atlanta, Ga.
3/8/12	No. 11 Georgia Tech	W 54-36 First Round
3/9/12	No. 3 #17 Florida State	L 82-71 Quarterfinals
2012-13	Miami - No. 1 Seed	Greensboro Coliseum, Greensboro, N.C.
3/15/13	[9/10] No. 8 Boston College	W 69-58 Quarterfinals
3/16/13	[9/10] No. 5 NC State	W 81-71 Semifinals
3/17/13	[9/10] No. 3 North Carolina	W 87-77 Finals
2013-14	Miami - No. 10 Seed	Greensboro Coliseum, Greensboro, N.C.
3/12/14	No. 15 Virginia Tech	W 57-53 First Round
3/13/14	No. 7 NC State	L 67-58 Second Round
2014-15	Miami - No. 6 Seed	Greensboro Coliseum, Greensboro, N.C.
3/11/15	No. 14 Virginia Tech	W 59-49 Second Round
3/12/15	No. 3 #11/9 Notre Dame	L 70-63 Quarterfinals
2015-16	Miami - No. 3 Seed	Verizon Center, Washington, D.C.
3/10/16	[11] No. 6 Virginia Tech	W 88-82 Quarterfinals
3/11/16	[11] No. 2 #4 Virginia	L 73-68 Semifinals
2016-17	Miami - No. 9 Seed	Barclays Center, Brooklyn, N.Y.
3/8/17	No. 8 Syracuse	W 62-57 Second Round
3/9/17	No. 1 #6 North Carolina	L 78-53 Quarterfinals
2017-18	Miami - No. 3 Seed	Barclays Center, Brooklyn, N.Y.
3/8/18	[24/25] No. 6 #12/11 UNC	L 82-65 Quarterfinals
2018-19	Miami - No. 12 Seed	Spectrum Center, Charlotte, N.C.
3/12/19	No. 13 Wake Forest	W 79-71 First Round
3/13/19	No. 5 #16/15 Virginia Tech	L 71-56 Second Round

[] - Miami's Top 25 Rank
- Opponent's Top 25 Rank

All-Time	W	L
Finals	1	0
Semifinals	1	2
Quarterfinals	3	8
Second Round	2	2
First Round	8	2

By Opponent	W	L
Boston College	1	1
Clemson	1	0
Duke	0	2
Florida State	0	1
Georgia Tech	1	0
Maryland	1	0
North Carolina	1	3
NC State	2	1
Notre Dame	0	1
Syracuse	1	0
Virginia	1	2
Virginia Tech	4	3
Wake Forest	2	0

By Miami's Seed	W	L
No. 1	3	0
No. 3	1	2
No. 5	1	1
No. 6	2	3
No. 8	1	1
No. 9	2	3
No. 10	1	1
No. 12	4	3

By Opponent's Seed (Since 2010-11)	W	L
No. 1	0	4
No. 2	0	1
No. 3	1	2
No. 4	1	2
No. 5	3	1
No. 6	1	1
No. 7	0	1
No. 8	3	1
No. 9	1	0
No. 11	2	0
No. 12	1	0
No. 13	1	0
No. 14	1	0
No. 15	1	0

ALL-AMERICANS

Dick Hickox, 1960

AP Second Team, UPI Second Team

YEAR	GP	FG-FGA	FG%	FT-FTA	FT%	REB	RPG	PTS	PPG
1958-59	25	161-378	.426	131-162	.809	98	3.9	453	18.1
1959-60	27	219-460	.476	158-198	.798	100	3.7	596	22.1
1960-61	27	180-437	.412	120-152	.788	138	5.1	480	17.8
TOTALS	79	560-1275	.439	409-512	.799	336	4.3	1529	19.4

Rick Barry, 1965

Consensus First Team

YEAR	GP	FG-A	FG%	FT-FTA	FT%	REB	RPG	PTS	PPG
1962-63	24	162-341	.475	131-158	.829	351	14.6	455	19.0
1963-64	27	314-572	.549	242-287	.843	448	16.6	870	32.1
1964-65	26	340-651	.522	292-341	.859	475	18.3	973	37.4
TOTALS	77	816-1564	.522	665-786	.846	1274	16.5	2298	29.8

Don Curnutt, 1970

AP Second Team, UPI Second Team

YEAR	GP	FG-A	FG%	FT-FTA	FT%	REB	RPG	PTS	PPG
1967-68	28	268-559	.480	99-120	.825	64	2.3	635	22.7
1968-69	24	262-613	.428	138-170	.812	72	3.0	662	27.6
1969-70	25	283-644	.439	143-166	.861	54	2.2	709	28.4
TOTALS	77	813-1816	.448	380-456	.833	190	2.5	2006	26.1

Tim James, 1999

AP Third Team, NABC Third Team

YEAR	GP	FG-A	FG%	3FG-A	3FG%	FT-FTA	FT%	REB	RPG	PTS	PPG
1995-96	28	117-221	.529	2-6	.333	46-85	.541	151	5.4	282	10.1
1996-97	29	165-380	.434	2-8	.250	73-120	.608	196	6.8	405	14.0
1997-98	28	184-379	.485	4-17	.235	97-144	.674	263	9.4	469	16.8
1998-99	30	215-451	.477	12-41	.293	115-165	.697	246	8.2	557	18.6
TOTALS	115	681-1431	.476	20-72	.278	331-514	.644	856	7.4	1713	14.9


Shane Larkin, 2013

AP Second Team, NABC Second Team, John Wooden All-American,

The Sporting News Third Team, Lute Olson All-American, Lefty Driesell Defensive All-American

YEAR	GP	FG-A	FG%	3FG-A	3FG%	FT-FTA	FT%	REB	RPG	PTS	PPG
2011-12	32	73-203	.360	32-99	.323	60-70	.857	80	2.5	52	7.4
2012-13	36	183-382	.479	69-170	.406	87-112	.777	138	3.8	522	14.5
TOTALS	68	256-585	.438	101-269	.375	147-182	.808	218	3.2	760	11.2

NBA & ABA DRAFTS



Rick Barry



Shane Larkin



Lonnie Walker

NBA Draft Selections

Player	Team	Year	Round	Overall pick
Dick Miani	New York Knicks	1956	Knicks' 10th selection	
Mike McCoy	Detroit Pistons	1963	3rd Round	21st
Rick Barry	San Francisco Warriors	1965	1st Round	2nd
Mike Wittman	St. Louis Hawks	1967	5th Round	49th
Rusty Parker	Atlanta Hawks	1968	5th Round	61st
Bill Soens	Philadelphia 76ers	1968	11th Round	145th
Don Curnutt	New York Knickers	1970	10th Round	170th
Wayne Canady	Portland Trail Blazers	1970	15th Round	218th
Willie Allen	Baltimore Bullets	1971	4th Round	60th
Tito Horford	Milwaukee Bucks	1988	2nd Round	39th
Joe Wylie	Los Angeles Clippers	1991	2nd Round	38th
Constantin Popa	Los Angeles Clippers	1995	2nd Round	53rd
Tim James	Miami Heat	1999	1st Round	25th
John Salmons	San Antonio Spurs	2002	1st Round	26th
James Jones	Indiana Pacers	2003	2nd Round	49th
Guillermo Diaz	Los Angeles Clippers	2006	2nd Round	52nd
Jack McClinton	San Antonio Spurs	2009	2nd Round	51st
Dwayne Collins	Phoenix Suns	2010	2nd Round	60th
Shane Larkin	Atlanta Hawks	2013	1st Round	18th
Davon Reed	Phoenix Suns	2017	2nd Round	32nd
Lonnie Walker IV	San Antonio Spurs	2018	1st Round	18th
Bruce Brown Jr.	Detroit Pistons	2018	2nd Round	42nd
Dewan Hernandez	Toronto Raptors	2019	2nd Round	59th

ABA Draft Selections

Player	Team	Year	Round
Mike Wittman	Anaheim Amigos	1967	12th Round
Bill Soens	New York Nets	1968	10th Round
Rusty Parker	Oakland Oaks	1968	8th Round
Don Curnutt	Indiana Pacers	1970	7th Round
Willie Allen	Miami Floridians	1971	12th Round

CANES IN THE NBA

RICK BARRY—PPG: 23.17

Season	Team	GP	GS	MIN	FGM	FGA	FG%	3PM	3PA	3P%	FTM	FTA	FT%	OFF	DEF	TRB	AST	STL	BLK	PF	PTS
1965-66	GOS	80	-	2990	745	1698	.439	-	-	-	569	660	.862	-	-	850	173	-	-	297	2059
1966-67	GOS	78	-	3175	1011	2240	.451	-	-	-	753	852	.884	-	-	714	282	-	-	258	2775
1972-73	GOS	82	-	3075	737	1630	.452	-	-	-	358	397	.902	-	-	728	399	-	-	245	1832
1973-74	GOS	80	-	2918	796	1746	.456	-	-	-	417	464	.899	103	437	540	484	169	40	265	2009
1974-75	GOS	80	-	3235	1028	2217	.464	-	-	-	394	436	.904	92	364	456	492	228	33	225	2450
1975-76	GOS	81	-	3122	707	1624	.435	-	-	-	287	311	.923	74	422	496	496	202	27	215	1701
1976-77	GOS	79	-	2904	682	1551	.440	-	-	-	359	392	.916	73	349	422	475	172	58	194	1723
1977-78	GOS	82	-	3024	760	1686	.451	-	-	-	378	409	.924	75	374	449	446	158	45	188	1898
1978-79	HOU	80	-	2566	461	1000	.461	-	-	-	160	169	.947	40	237	277	502	95	38	195	1082
1979-80	HOU	72	-	1816	325	771	.422	73	221	.330	143	153	.935	53	183	236	268	80	28	182	866
Career		794	-	28825	7252	16163	.449	73	221	.330	3818	4243	.900	510	2366	5168	4017	1104	269	2264	18395

BRUCE BROWN, JR.—PPG: 4.31

Season	Team	GP	GS	MIN	FGM	FGA	FG%	3PM	3PA	3P%	FTM	FTA	FT%	OFF	DEF	TRB	AST	STL	BLK	PF	PTS
2018-19	DET	74	56	1449.2	125	314	.398	24	93	.258	45	60	.750	48	137	185	91	40	36	178	319
Career		74	56	1449.2	125	314	.398	24	93	.258	45	60	.750	48	137	185	91	40	36	178	319

GUILLERMO DIAZ—PPG: 0.83

Season	Team	GP	GS	MIN	FGM	FGA	FG%	3PM	3PA	3P%	FTM	FTA	FT%	OFF	DEF	TRB	AST	STL	BLK	PF	PTS
2007-08	LAC	6	0	17.9	1	4	.250	0	1	.000	3	5	.600	2	0	2	1	0	0	0	5
Career		6	0	17.9	1	4	.250	0	1	.000	3	5	.600	2	0	2	1	0	0	0	5

ROBERT HITE—PPG: 4.25

Season	Team	GP	GS	MIN	FGM	FGA	FG%	3PM	3PA	3P%	FTM	FTA	FT%	OFF	DEF	TRB	AST	STL	BLK	PF	PTS
2006-07	MIA	12	0	135.7	19	60	.317	5	23	.217	8	12	.667	4	12	16	8	3	2	8	51
Career		12	0	135.7	19	60	.317	5	23	.217	8	12	.667	4	12	16	8	3	2	8	51

TITO HORFORD—PPG: 1.48

Season	Team	GP	GS	MIN	FGM	FGA	FG%	3PM	3PA	3P%	FTM	FTA	FT%	OFF	DEF	TRB	AST	STL	BLK	PF	PTS
1988-89	MIL	25	0	112	15	46	.326	0	0	.000	12	19	.632	9	13	22	3	1	7	14	42
1989-90	MIL	35	0	236	18	62	.290	0	0	.000	15	24	.625	19	40	59	2	5	16	33	51
1993-94	WAS	3	0	28	0	2	.000	0	0	.000	0	0	.000	1	2	3	0	1	3	3	0
Career		63	0	376	33	110	.300	0	0	.000	27	43	.628	29	55	84	5	7	26	50	93

TIM JAMES—PPG: 1.58

Season	Team	GP	GS	MIN	FGM	FGA	FG%	3PM	3PA	3P%	FTM	FTA	FT%	OFF	DEF	TRB	AST	STL	BLK	PF	PTS
1999-00	MIA	4	0	23	5	14	.357	0	0	.000	1	3	.333	3	1	4	2	0	3	1	11
2000-01	CHA	30	0	197	16	52	.308	1	3	.333	12	14	.857	15	20	35	8	2	5	27	45
2001-02	PHL	9	0	41	5	13	.385	0	0	.000	2	6	.333	5	2	7	1	0	1	5	12
Career		43	0	261	26	79	.329	1	3	.333	15	23	.652	23	23	46	11	2	9	33	68

DEQUAN JONES—PPG: 3.70

Season	Team	GP	GS	MIN	FGM	FGA	FG%	3PM	3PA	3P%	FTM	FTA	FT%	OFF	DEF	TRB	AST	STL	BLK	PF	PTS
2012-13	ORL	63	17	803	95	218	.436	9	35	.257	34	51	.667	17	88	105	16	19	22	55	233
Career		63	17	803	95	218	.436	9	35	.257	34	51	.667	17	88	105	16	19	22	55	233

JAMES JONES—PPG: 5.24

Season	Team	GP	GS	MIN	FGM	FGA	FG%	3PM	3PA	3P%	FTM	FTA	FT%	OFF	DEF	TRB	AST	STL	BLK	PF	PTS
2003-04	IND	6	0	26	2	9	.222	1	4	.250	2	2	1.000	0	2	2	0	1	0	1	7
2004-05	IND	75	24	1332	126	318	.396	66	166	.398	53	62	.855	39	135	174	57	31	28	123	371
2005-06	PHX	75	24	1771.6	243	581	.418	110	285	.386	103	121	.851	44	209	253	57	38	49	142	699
2006-07	PHX	76	7	1375.9	162	440	.368	90	238	.378	71	81	.877	33	143	176	45	28	42	115	485
2007-08	POR	58	3	1275.7	143	327	.437	91	205	.444	86	98	.878	43	118	161	34	24	15	96	463
2008-09	MIA	40	1	629.6	55	149	.369	33	96	.344	26	31	.839	12	50	62	20	12	14	58	169
2009-10	MIA	36	6	503.5	43	119	.361	37	90	.411	23	28	.821	4	41	45	17	11	4	45	146
2010-11	MIA	81	8	1549	146	346	.422	123	287	.429	60	72	.833	23	137	160	43	29	19	129	475
2011-12	MIA	51	10	665.6	57	150	.380	46	114	.404	25	30	.833	6	43	49	19	17	9	45	185
2012-13	MIA	38	0	220.6	21	61	.344	16	53	.302	2	4	.500	0	22	22	13	2	6	16	60
2013-14	MIA	20	6	235.7	31	68	.456	28	54	.519	7	11	.636	2	21	23	9	3	4	6	97
2014-15	CLE	57	2	669.4	74	201	.368	63	175	.360	39	46	.848	9	53	62	24	13	8	67	250
2015-16	CLE	48	0	463.4	58	142	.408	41	104	.394	21	26	.808	8	42	50	14	11	10	50	178
2016-17	CLE	48	2	380.6	44	92	.478	31	66	.470	13	20	.650	3	34	37	14	6	10	37	132
Career		709	93	11098.7	1205	3003	.401	776	1937	.401	531	632	.840	226	1050	1276	366	226	218	930	3717

CANES IN THE NBA

SHANE LARKIN—PPG: 5.46

Season	Team	GP	GS	MIN	FGM	FGA	FG%	3PM	3PA	3P%	FTM	FTA	FT%	OFF	DEF	TRB	AST	STL	BLK	PF	PTS
2013-14	DAL	48	0	489.4	52	137	.380	12	38	.316	16	25	.640	11	31	42	71	26	1	46	132
2014-15	NYK	76	22	1864.5	187	432	.433	35	116	.302	61	78	.782	29	147	176	226	93	9	150	470
2015-16	BRK	78	17	1750.6	222	502	.442	39	108	.361	83	107	.776	28	152	180	342	95	12	121	566
2017-18	BOS	54	2	774.7	84	219	.384	31	86	.360	32	37	.865	15	77	92	98	29	2	58	231
Career		256	41	4879.3	545	1290	.422	117	348	.336	192	247	.777	83	407	490	737	243	24	375	1399

SHELDON MAC—PPG: 3.00

Season	Team	GP	GS	MIN	FGM	FGA	FG%	3PM	3PA	3P%	FTM	FTA	FT%	OFF	DEF	TRB	AST	STL	BLK	PF	PTS
2016-17	WAS	30	3	286.8	30	75	.400	7	30	.233	23	27	.852	4	30	34	15	8	2	17	90
Career		30	3	286.8	30	75	.400	7	30	.233	23	27	.852	4	30	34	15	8	2	17	90

TREY MCKINNEY JONES—PPG: 0.00

Season	Team	GP	GS	MIN	FGM	FGA	FG%	3PM	3PA	3P%	FTM	FTA	FT%	OFF	DEF	TRB	AST	STL	BLK	PF	PTS
2017-18	IND	1	0	1.2	0	0	.000	0	0	.000	0	0	.000	0	0	0	0	0	0	0	0
Career		1	0	1.2	0	0	.000	0	0	.000	0	0	.000	0	0	0	0	0	0	0	0

DAVON REED—PPG: 2.42

Season	Team	GP	GS	MIN	FGM	FGA	FG%	3PM	3PA	3P%	FTM	FTA	FT%	OFF	DEF	TRB	AST	STL	BLK	PF	PTS
2017-18	PHX	21	1	242.2	22	76	.289	11	38	.289	8	12	.667	2	37	39	13	10	2	17	63
2018-19	IND	10	0	46.9	5	12	.417	2	4	.500	0	0	.000	2	4	6	3	1	0	3	12
Career		31	1	289.1	27	88	.307	13	42	.310	8	12	.667	4	41	45	16	11	2	20	75

JOHN SALMONS—PPG: 9.26

Season	Team	GP	GS	MIN	FGM	FGA	FG%	3PM	3PA	3P%	FTM	FTA	FT%	OFF	DEF	TRB	AST	STL	BLK	PF	PTS
2002-03	PHL	64	1	502	48	116	.414	10	31	.323	26	35	.743	16	43	59	47	17	6	53	132
2003-04	PHL	77	24	1600	161	416	.387	50	147	.340	71	92	.772	38	158	196	134	62	16	122	443
2004-05	PHL	58	8	993	85	210	.405	31	91	.341	35	48	.729	12	109	121	114	40	13	92	236
2005-06	PHL	82	24	2060.5	219	521	.420	26	87	.299	155	200	.775	48	172	220	223	73	13	178	619
2006-07	SAC	79	19	2134.5	236	516	.457	40	112	.357	159	204	.779	47	217	264	254	73	27	177	671
2007-08	SAC	81	41	2517.1	381	799	.477	39	120	.325	214	260	.823	76	273	349	208	93	31	171	1015
2008-09	All	79	74	2959	516	1093	.472	126	302	.417	288	347	.830	59	274	333	249	83	24	182	1446
2008-09	SAC	53	53	1979.7	351	744	.472	77	184	.418	191	232	.823	43	178	221	196	58	9	122	970
2008-09	CHI	26	21	979.3	165	349	.473	49	118	.415	97	115	.843	16	96	112	53	25	15	60	476
2009-10	All	81	56	2824.6	437	991	.441	118	309	.382	253	305	.830	35	235	270	223	99	26	166	1245
2009-10	CHI	51	28	1695.3	230	548	.420	73	192	.380	116	147	.789	18	156	174	125	65	22	101	649
2009-10	MIL	30	28	1129.3	207	443	.467	45	117	.385	137	158	.867	17	79	96	98	34	4	65	596
2010-11	MIL	73	70	2554.1	373	898	.415	83	219	.379	195	240	.812	27	239	266	252	72	28	157	1024
2011-12	SAC	46	32	1249.8	141	345	.409	33	112	.295	29	45	.644	20	114	134	93	38	7	77	344
2012-13	SAC	76	72	2278.4	244	612	.399	99	267	.371	85	110	.773	33	174	207	226	51	25	143	672
2013-14	All	78	8	1725.8	150	413	.363	63	163	.387	40	52	.769	20	143	163	147	47	19	124	403
2013-14	TOR	60	0	1280.6	109	296	.368	47	121	.388	33	45	.733	12	105	117	103	35	11	92	298
2013-14	SAC	18	8	445.2	41	117	.350	16	42	.381	7	7	1.000	8	38	46	44	12	8	32	105
2014-15	NOP	21	0	269.7	16	48	.333	8	26	.308	2	4	.500	4	17	21	13	9	4	25	42
Career		895	429	23668.5	3007	6978	.431	726	1986	.366	1552	1942	.799	435	2168	2603	2183	757	239	1667	8292

LONNIE WALKER IV—PPG: 2.65

Season	Team	GP	GS	MIN	FGM	FGA	FG%	3PM	3PA	3P%	FTM	FTA	FT%	OFF	DEF	TRB	AST	STL	BLK	PF	PTS
2018-19	SA	17	0	117.8	16	46	.348	5	13	.385	8	10	.800	0	17	17	9	7	3	7	45
Career		17	0	117.8	16	46	.348	5	13	.385	8	10	.800	0	17	17	9	7	3	7	45



UM, REGIONAL AND NATIONAL HONORS

RETIRED JERSEYS

2010	Rick Barry	#24	1962-65
2010	Tim James	#40	1995-99

HONORED JERSEYS

2010	Don Curnutt	#11	1967-70
2010	Dick Hickox	#13	1958-61
2010	Jack McClinton	#33	2006-09

Verizon Academic All-America

Kevin Presto	1989
James Jones	2003, Second Team

Verizon All-Academic District III

James Jones	2002
James Jones	2003

NABC Honors Court

Raphael Akpejiori	2013
Davon Reed	2016
Chris Stowell	2018

Skip Prosser Award

(ACC's top men's basketball scholar-athlete)	
Davon Reed	2017

ACC Postgraduate Scholarship Honoree

Davon Reed	2017
------------	------

CoSIDA Academic All-District Team

Davon Reed	2017
------------	------

National Coach of the Year

1995	Leonard Hamilton	UPI
2013	Jim Larrañaga	AP, Naismith, Iba, ESPN (First Team)

National Player of the Year

2013	Shane Larkin	Lute Olson
------	--------------	------------

All-Americans

1960	Dick Hickox	UPI, 2nd AP
1965	Rick Barry	Consensus
1970	Don Curnutt	2nd AP, UPI
1999	Tim James	3rd AP, NABC
2013	Shane Larkin	2nd AP, NABC
		3rd Sporting News
		Defensive: ESPN, Wooden, Olson, Driesell

National Coach of the Week

Jim Larrañaga	Jan. 28, 2013
---------------	---------------

National Player of the Week

2008	Dwayne Collins	ESPN.com, 2/25/08
2008	Dwayne Collins	Rivals.com, 2/25/08
2013	Shane Larkin	Oscar Robertson, 2/4/13

National Association of Basketball Coaches Coach of the Year

2005	Frank Haith	District 6
2013	Jim Larrañaga	District II

National Association of Basketball Coaches All-District 6

2002	Darius Rice	First Team
2002	John Salmons	Second Team
2003	Darius Rice	First Team
2004	Darius Rice	First Team
2005	Guillermo Diaz	First Team
2006	Guillermo Diaz	First Team
2006	Robert Hite	First Team
2009	Jack McClinton	First Team

USBWA District Coach of the Year

2013	Jim Larrañaga	District IV
2016	Jim Larrañaga	District IV

USBWA All-District IV

2006	Guillermo Diaz	First Team
2013	Shane Larkin	First Team

Basketball Times Coach of the Year

2013	Jim Larrañaga	South District
------	---------------	----------------

Basketball Times All-District

2013	Shane Larkin	South Team
------	--------------	------------

Slam Dunk & 3-Point Championships

2009	Jack McClinton	3-point Champion
2011	DeQuan Jones	Slam Dunk participant

Reese's Senior All-Star Game

2013	Durand Scott
------	--------------

World's 100 Most Influential People by Time Magazine

2010	Will Allen
------	------------

UM Most Outstanding Athlete

2012-13	Shane Larkin
---------	--------------

UM's Iron Arrow Society

2012	Malcolm Grant
2016	Head Coach Jim Larrañaga
2018	Chris Stowell

ACC HONORS

ACC Coach of the Year

Jim Larrañaga	2012-13	Coaches/ACSMA
Jim Larrañaga	2015-16	Coaches/ACSMA

ACC Player of the Year

Shane Larkin	2012-13	Coaches
--------------	---------	---------

ACC Defensive Player of the Year

Durand Scott	2012-13	Coaches/ACSMA
--------------	---------	---------------

First Team All-ACC

Jack McClinton	2007-08	
Jack McClinton	2008-09	
Shane Larkin	2012-13	Coaches/ACSMA

Second Team All-ACC

Guillermo Diaz	2004-05	
Guillermo Diaz	2005-06	
Kenny Kadji	2012-13	Coaches/ACSMA
Sheldon McClellan	2015-16	Coaches/ACSMA

Third Team All-ACC

Robert Hite	2005-06	
Jack McClinton	2006-07	
Malcolm Grant	2010-11	
Kenny Kadji	2011-12	
Durand Scott	2012-13	Coaches
Rion Brown	2013-14	Coaches/ACSMA
Angel Rodriguez	2015-16	ACSMA
Tonye Jekiri	2015-16	Coaches
Davon Reed	2016-17	

Honorable Mention All-ACC

Robert Hite	2004-05	
Reggie Johnson	2010-11	
Durand Scott	2011-12	
Durand Scott	2012-13	ACSMA
Tonye Jekiri	2014-15	ACSMA
Sheldon McClellan	2014-15	ACSMA
Angel Rodriguez	2014-15	ACSMA
Tonye Jekiri	2015-16	ACSMA
Lonnie Walker IV	2017-18	

ACC All-Rookie Team

Durand Scott	2009-10
Shane Larkin	2011-12
Lonnie Walker IV	2017-18

ACC All-Defensive Team

Anthony King	2004-05	
Shane Larkin	2012-13	Coaches/ACSMA
Durand Scott	2012-13	Coaches/ACSMA
Julian Gamble	2012-13	Coaches
Tonye Jekiri	2014-15	Coaches/ACSMA
Tonye Jekiri	2015-16	Coaches/ACSMA
Davon Reed	2016-17	

ACC All-Academic Team

Brian Asbury	2005-06
Jimmy Graham	2005-06
Adrian Thomas	2005-06

Jimmy Graham	2006-07
Jack McClinton	2006-07
Jack McClinton	2007-08
Jack McClinton	2008-09
Antoine Allen	2009-10
Erik Swoope	2010-11
Adrian Thomas	2010-11
Raphael Akpejori	2012-13
Donnavan Kirk	2013-14
Davon Reed	2014-15
Davon Reed	2015-16
Davon Reed	2016-17
Bruce Brown	2016-17
Chris Lykes	2017-18
DJ Vasiljevic	2017-18
Lonnie Walker IV	2017-18
Chris Lykes	2018-19

ACC Player of the Week

Robert Hite	Dec. 13, 2004
Guillermo Diaz	Jan. 10, 2005
Jack McClinton	Dec. 4, 2006
Jack McClinton	Dec. 17, 2007
Jack McClinton	Feb. 9, 2009
Reggie Johnson	Feb. 6, 2012
Durand Scott	Dec. 17, 2012
Durand Scott	Jan. 28, 2013
Shane Larkin	Feb. 4, 2013
Angel Rodriguez	Nov. 24, 2014
Sheldon McClellan	Dec. 1, 2014
Tonye Jekiri	Nov. 23, 2015

ACC Rookie of the Week

Dwayne Collins	Jan. 22, 2007
Durand Scott	Nov. 16, 2009
Durand Scott	Dec. 28, 2009
Durand Scott	Jan. 11, 2010
Durand Scott	Mar. 8, 2010
Shane Larkin	Dec. 5, 2012
Bruce Brown Jr.	Dec. 12, 2016
Bruce Brown Jr.	Feb. 28, 2017
Lonnie Walker IV	Dec. 11, 2017
Chris Lykes	Jan. 8, 2018
Lonnie Walker IV	Jan. 29, 2018
Lonnie Walker IV	Feb. 5, 2018

Preseason All-ACC Team

Jack McClinton	2008-09
Malcolm Grant	2011-12
Bruce Brown Jr.	2017-18

ACC Tournament MVP

Shane Larkin	2012-13
--------------	---------

ACC All-Tournament Team

Durand Scott	2009-10	
Shane Larkin	2012-13	First
Durand Scott	2012-13	First
Trey McKinney Jones	2012-13	Second
Julian Gamble	2012-13	Second
Sheldon McClellan	2015-16	Second



BIG EAST HONORS

BIG EAST Coach of the Year

Leonard Hamilton	1994-95
Leonard Hamilton	1998-99

BIG EAST Player of the Year

Tim James	1998-99
-----------------	---------

BIG EAST Most Improved Player

Johnny Hemsley	1998-99
----------------------	---------

BIG EAST Sportsmanship Award

John Salmons	2001-02
--------------------	---------

First Team All-BIG EAST

Tim James	1997-98
Tim James	1998-99
Johnny Hemsley	1998-99

Second Team All-BIG EAST

Tim James	1996-97
Johnny Hemsley	1999-00
Darius Rice	2001-02
John Salmons	2001-02
Darius Rice	2003-04

Third Team All-BIG EAST

Constantin Popa	1992-93
Constantin Popa	1994-95
Mario Bland	1999-00
John Salmons	2000-01
James Jones	2001-02
Darius Rice	2002-03

Honorable Mention All-BIG EAST

James Jones	2002-03
-------------------	---------

BIG EAST All-Rookie Team

Steven Edwards	1992-93
Kevin Norris	1994-95
Tim James	1995-96
Darius Rice	2000-01
Guillermo Diaz	2003-04

BIG EAST All-Tournament Team

Jerome Scott	1992
Tim James	1999
Marcus Barnes	2002

BIG EAST Academic All-Star

Nick Donovan	1995-96
Brad Timpf	1995-96
Nick Donovan	1996-97
Nick Donovan	1997-98
Jerry Schlie	1998-99
Tarik El-Bassiouni	1999-00
James Jones	1999-00
Jerry Schlie	1999-00
Paulo Coelho	2000-01
James Jones	2000-01
Jerry Schlie	2000-01
James Jones	2001-02
Jerry Schlie	2001-02
James Jones	2002-03
Danny Marakovits	2002-03

BIG EAST Player of the Week

Jamal Johnson	Dec. 20, 1993
Tim James	Dec. 16, 1996
Kevin Norris	Jan. 20, 1997
Tim James	Nov. 24, 1997
Johnny Hemsley	Jan. 5, 1998
Johnny Hemsley	Dec. 21, 1998
Tim James	Dec. 28, 1998
Johnny Hemsley	Jan. 4, 1999
Tim James	Feb. 8, 1999
Tim James	Feb. 15, 1999
Johnny Hemsley	Feb. 22, 1999
Mario Bland	Mar. 5, 2000
John Salmons	Mar. 4, 2001
John Salmons	Dec. 23, 2001
John Salmons	Dec. 31, 2001
Darius Rice	Jan. 28, 2002
Darius Rice	Jan. 27, 2003
Robert Hite	Dec. 29, 2003

BIG EAST Rookie of the Week

Steven Edwards	Jan. 24, 1993
Steven Edwards	Feb. 14, 1993
Steven Edwards	Feb. 28, 1993
Kevin Norris	Jan. 16, 1995
Tim James	Jan. 2, 1996
Tim James	Jan. 9, 1996
Tim James	Feb. 26, 1996
Tim James	Mar. 3, 1996
Marcus Barnes	Jan. 22, 2001
Darius Rice	Feb. 19, 2001
Guillermo Diaz	Dec. 8, 2003

ALL-TIME VS. AP RANKED OPPONENTS

Highest Ranked Opponent Defeated at Home

#1/1 Duke, 90-63, Jan. 23, 2013

Highest Ranked Opponent Defeated on Road

#2/2 Connecticut, 73-71, Feb. 20, 1999

vs. AP Ranked Teams All-Time

Overall	56-160
Home	35-58
at Watsco Center	17-29
Away	17-75
Neutral	4-27
Overtime	3-9
Single Overtime.....	3-5
Double Overtime	0-4

vs. AP Ranked Teams Since Rebirth (1985-86)

Overall	55-149
Home	34-52
Away	17-70
Neutral	4-27

vs. AP Ranked Teams Since Joining ACC (2004-05)

Overall	30-76
Home	17-27
Away	10-33
Neutral	3-16
Overtime	3-5
Single Overtime.....	3-3
Double Overtime	0-2
Conference Games	22-50
OT + 2OT	3-5
2OT	0-2
ACC Tournament.....	1-9
NCAA Tournament.....	0-3
Regular Season, Non-Conference.....	7-7

vs. AP Ranked Teams

Under Head Coach Jim Larrañaga

Overall	19-44
Home	10-14
Away	7-20
Neutral	2-10
Conference Games	13-26
OT + 2OT	2-3
2OT	0-1
ACC Tournament	0-6
NCAA Tournament.....	0-2
Regular Season, Non-Conference	6-3

Overall vs. AP Ranked Teams in Non-Conference Games

(includes conference tournament and postseason games)

Overall	13-61
Overtime (2OT).....	0-1
Home	6-17
Away	3-18
Neutral	4-26



MIAMI IN THE POLLS

	AP	USAT/ UPI	2008-09	AP	USAT
1959-60			Preseason	17	16
12/30/59	15	—	11/17/08	17	16
1/5/60	14	—	11/24/08	22	21
1/13/60	15	—	12/1/08	21	22
1/19/60	11	—	12/8/08	—	25
1/27/60	11	—			
2/3/60	11	—	2009-10		
2/10/60	10	—	1/11/10	23	—
2/16/60	10 (3)	—			
2/24/60	9 (2)	—	2012-13		
3/1/60	8 (7)	—	1/21/13	25	—
Final	10	—	1/28/13	14	15
			2/4/13	8	11
1962-63			2/12/13	3	4
1/2/63	HM	15	2/18/13	2	2
1/30/63	—	18	2/25/13	5	7
			3/4/13	6	7
1964-65			3/11/13	9	10
Preseason	HM	16	3/18/13	5	4
1/20/65	—	T19	Final		10
2/17/65	HM	T19			
2/23/65	HM	17	2014-15		
			11/24/14	17	20
1998-99			12/1/14	15	15
1/18/99	25	—	12/8/14	20	T21
1/25/99	23	25	12/15/14	18	19
2/1/99	25	—	1/26/15	23	23
2/8/99	16	21			
2/15/99	15	16	2015-16		
2/22/99	11	13	11/23/15	15	19
3/1/99	9	10	11/30/15	21	21
3/8/99	10	12	12/7/15	17	20
Final		T12	12/14/15	15	19
			12/21/15	13	16
1999-2000			12/28/15	13	15
Preseason	25	24	1/4/16	12	11
11/22/99	—	24	1/11/16	8	6
11/29/99	—	25	1/18/16	15	14
3/6/00	23	—	1/25/16	15	13
3/13/00	23	25	2/1/16	17	15
Final		20	2/8/16	12	11
			2/15/16	11	10
2001-02			2/22/16	12	11
12/24/01	24	23	2/29/16	7	7
12/31/01	21	21	3/7/16	11	11
1/7/02	21	20	3/14/16	11	11
1/14/02	24	20	Final		8
1/21/02	22	19			
1/28/02	15	16	2016-17		
2/4/02	12	11	2/27/17	25	25
2/11/02	13	11			
2/18/02	17	13	2017-18		
2/25/02	22	18	Preseason	13	12
3/3/02	20	16	11/13/17	11	12
3/10/02	21	21	11/20/17	11	11
			11/27/17	10	13
2007-08			12/4/17	10	11
12/17/07	22	22	12/11/17	6	8
12/24/07	19	19	12/18/17	6	7
1/7/08	25	—	12/25/17	15	16
1/14/08	21	24	1/1/18	15	17
			1/8/18	18	19
			1/15/18	25	23
			1/22/18	—	24
			2/5/18	25	25
			3/5/18	24	25
			3/12/18	22	25

RANKED MATCHUPS

(When both teams are ranked)

	AP Rank	UM OPP		
1998-99				
1/20/99	25 1	Connecticut *	L	70-68
2/3/99	25 9	at St. John's *	W	73-70
2/8/99	16 18	at Syracuse *	W	76-63
2/20/99	15 2	at Connecticut *	W	73-71
3/5/99	10 9	vs. St. John's	L	62-59
1999-2000				
3/10/00	23 19	vs. St. John's	L	58-57
3/19/00	23 8	vs. Ohio State	W	75-62
3/24/00	23 18	vs. Tulsa	L	80-71
2001-02				
1/2/02	21 23	at Georgetown *	W	71-79
2/2/02	15 17	Connecticut *	W	68-66
3/8/02	21 7	vs. Pittsburgh	L	76-71
2008-09				
11/23/08	17 2	vs. Connecticut	L	76-63
2012-13				
1/23/13	25 1	Duke *	W	90-63
2/2/13	14 19	at NC State *	W	79-78
3/2/13	5 3	at Duke *	L	79-76
3/28/13	5 15	vs. Marquette	L	71-61
2014-15				
12/2/14	15 24	Illinois	W	70-61
2015-16				
1/12/16	8 13	at Virginia*	L	66-58
1/25/16	15 24	Duke*	W	80-69
2/20/16	11 5	at North Carolina*	L	96-71
2/22/16	12 3	Virginia*	W	64-61
2/27/16	12 11	Louisville*	W	73-65
3/11/16	11 4	vs. Virginia	L	73-68
3/24/16	10 6	vs. Villanova	L	92-69
2016-17				
3/4/17	25 15	at Florida State*	L	66-57
2017-18				
11/29/17	10 12	at Minnesota	W	86-81
1/7/18	15 24	Florida State*	W	80-74
1/13/18	18 19	at Clemson*	L	72-63
1/15/18	25 5	Duke*	L	83-75
3/8/18	24 12	vs. N. Carolina	L	82-65

* Conference game

MIAMI AS AN AP TOP-25 TEAM

Since the rebirth of basketball at UM in 1985-86

1998-99

1/20	[25] #2/2 Connecticut*	L	68-70
1/24	[25] at Boston College*	W	75-67
1/27	[23/25] Seton Hall*	W	77-71
1/30	[23/25] at Pittsburgh*	L	54-60
2/3	[25] at St. John's*	W	73-70
2/6	[25] Georgetown*	W	71-58
2/8	[16/21] at Syracuse*	W	76-63
2/13	[16/21] at Providence*	W	69-65
2/16	[16/21] Villanova*	W	103-82
2/20	[16/21] at Connecticut*	W	73-71
2/23	[11/13] Pittsburgh*	W	85-52
2/27	[11/13] Rutgers*	W	68-63
3/4	[9/10] vs. Georgetown^	W	65-54
3/5	[9/10] vs. #9/10 St. John's^	L	59-62
3/12	[10/12] vs. Lafayette#	W	75-54
3/14	[10/12] vs. Purdue#	L	63-73

1999-2000

3/9	[23] vs. Notre Dame\$	W	61-58
3/10	[23] vs. #19/20 St. John's ^	L	57-58
3/17	[23/25] vs. Arkansas #	W	75-71
3/19	[23/25] vs. #8/8 Ohio State #	W	75-62
3/24	[23/25] vs. #18/19 Tulsa #	L	71-80

2001-02

12/27	[24/23] at LSU	W	68-61
12/30	[24/23] St. Francis (Pa.)	W	71-48
1/2	[21/21] at #23/24 Georgetown*	W	79-71
1/5	[21/21] at Connecticut*	L	75-76
1/8	[21/20] at St. John's*	L	60-71
1/12	[21/20] at Virginia Tech*	W	77-68
1/15	[24/20] Pittsburgh*	W 2OT	76-69
1/19	[24/20] Providence*	W OT	102-96
1/24	[22/19] Villanova*	W	76-58
1/29	[15/16] Boston College*	L	65-70
2/2	[15/16] #17/22 Connecticut*	W	68-66
2/5	[12/11] at Villanova*	W	65-56
2/10	[12/11] at Boston College*	L	63-76
2/13	[13/11] St. John's*	W	79-56
2/17	[13/11] at Rutgers*	L	61-64
2/23	[17/13] Notre Dame*	L	77-90
2/26	[22/18] at Providence*	W	81-65
3/2	[22/18] Virginia Tech*	W	83-77
3/7	[21/21] vs. Georgetown^	W	84-76
3/8	[21/21] vs. #7/7 Pittsburgh^	L	71-76
3/14	[21/21] vs. Missouri#	L	80-93

2007-08

12/17	[22/22] Stetson	W	89-53
12/20	[22/22] North Florida	W	85-63
12/23	[22/22] North Carolina A&T	W	95-64
12/29	[19/19] vs. Winthrop+	L	70-76
1/12	[25] Georgia Tech*	W	78-68
1/15	[21/24] at Boston College*	L	66-76
1/19	[21/24] at NC State*	L OT	77-79

2008-09

11/15	[17/16] Florida Southern	W	96-60
11/21	[17/16] vs. Southern Miss &	W	70-60
11/23	[17/16] vs. #2/2 Connecticut &	L	63-76
11/24	[22/21] vs. San Diego &	W	80-45
11/29	[22/21] Stetson	W	79-65
12/2	[21/22] Ohio State!	L	68-73
12/6	[21/22] at Kentucky	W	73-67

2009-10

1/13	[23] at Virginia Tech*	L	66-81
1/16	[23] at Virginia*	L	57-75

2012-13

1/23	[25] #1/1 Duke*	W	90-63
1/27	[25] Florida State*	W	71-47
1/30	[14/15] at Virginia Tech*	W	73-64
2/2	[14/15] at #19/19 NC State*	W	79-78
2/5	[8/11] Boston College*	W	72-50
2/9	[8/11] North Carolina*	W	87-61
2/13	[3/4] at Florida State*	W	74-68
2/17	[3/4] at Clemson*	W	45-43
2/19	[2/2] Virginia*	W	54-50
2/23	[2/2] at Wake Forest*	L	65-80
2/27	[5/7] Virginia Tech*	W	76-58
3/2	[5/7] at #3/3 Duke*	L	76-79
3/6	[6/7] Georgia Tech*	L	69-71
3/9	[6/7] Clemson*	W	62-49
3/15	[9/10] vs. Boston College ^	W	69-58
3/16	[9/10] vs. NC State ^	W	81-71
3/17	[9/10] vs. North Carolina ^	W	87-77
3/22	[5/4] vs. Pacific#	W	78-49
3/24	[5/4] vs. Illinois#	W	63-59
3/28	[5/4] vs. #15/16 Marquette#	L	61-71



MIAMI AS AN AP TOP-25 TEAM

2014-15

11/25	[17/20] at Charlotte %	W	77-74
11/28	[17/20] South Alabama	W	87-75
12/2	[15] #24/25 Illinois !	W	70-61
12/6	[15] Green Bay	L	55-68
12/8	[20/21] Savannah State	W	70-39
12/19	[18/19] Eastern Kentucky	L	44-72
1/28	[23] Georgia Tech *	L	50-70
2/1	[23] at Florida State *	L	54-55

2015-16

11/27	[15/19] Northeastern	L	77-78
12/1	[21] at Nebraska !	W OT	77-72
12/5	[21] Charlotte	W	88-60
12/8	[17/20] Florida	W	66-55
12/19	[15/19] Co. of Charleston	W	85-63
12/22	[13/16] at La Salle	W	95-49
12/29	[13/15] Princeton	W	76-64
1/2	[13/15] Syracuse *	W	64-51
1/9	[12/11] Florida State *	W	72-59
1/12	[8/9] at #13/11 Virginia *	L	58-66
1/16	[8/9] at Clemson*	L	65-76
1/20	[15/14] at Boston College *	W	67-53
1/23	[15/14] Wake Forest *	W	77-63
1/25	[15/13] #24/20 Duke *	W	80-69
1/30	[15/13] at NC State *	L	69-85
2/3	[17/15] Notre Dame *	W	79-70
2/7	[17/15] at Georgia Tech *	W	75-68
2/9	[12/11] Pittsburgh *	W	65-63
2/14	[12/11] at Florida State *	W	67-65
2/17	[11/10] Virginia Tech *	W	65-49
2/20	[11/10] at #5/4 North Carolina *	L	71-96
2/22	[12/11] #3 Virginia *	W	64-61
2/27	[12/11] #11/- Louisville *	W	73-65
3/2	[7] at Notre Dame *	W	68-50
3/5	[7] at Virginia Tech *	L	62-77
3/10	[11] vs. Virginia Tech ^	W	88-82
3/11	[11] vs. #4 Virginia ^	L	68-73
3/17	[10/11] vs. Buffalo #	W	79-72
3/19	[10/11] vs. Wichita State #	W	65-57
3/24	[10/11] vs. #6 Villanova #	L	69-92

2016-17

2/27	[25] at Virginia Tech *	L	61-66
3/4	[25] at #15/17 Florida State *	L	57-66

2017-18

11/10	[13/12] Gardner-Webb	W	77-45
11/12	[13/12] Navy	W	89-55
11/16	[11/12] Florida A&M	W	90-59
11/22	[11] vs. La Salle	W	57-46
11/25	[11] North Florida	W	86-65
11/29	[10/13] at #12 Minnesota!	W	86-81
12/2	[10/13] vs. Princeton	W	80-52
12/5	[10/11] Boston University	W	69-54
12/16	[6/8] at George Washington	W	59-59
12/22	[6/7] at Hawaii	W	75-57
12/23	[6/7] vs. New Mexico State	L	54-63
12/25	[15/16] vs. Middle Tennessee	W	84-81
12/30	[15/16] at Pittsburgh*	W	67-53
1/3	[15/17] at Georgia Tech*	L	54-64
1/7	[15/17] #24/RV Florida State*	W	80-74
1/13	[18/19] at #19/17 Clemson*	L	63-72
1/15	[25/23] #5 Duke*	L	75-83
1/21	[25/23] at NC State*	W	86-81
2/7	[25] Wake Forest*	W	87-81
2/10	[25] at Boston College*	L	70-72
3/8	[24/25] vs. #12/11 UNC ^	L	65-82
3/15	[22/24] vs. Loyola Chicago #	L	62-64

* Conference game

^ Conference tournament

NCAA Tournament

! ACC-Big Ten Challenge

& Paradise Jam (U.S. Virgin Islands)

% Gildan Charleston Classic, S.C.



MIAMI'S RANKED OPPONENTS

[illegible]



MIAMI'S RANKED OPPONENTS

1995-96 AP USA TODAY

12/5/95	2	2	Villanova *	L	70-68
1/3/96	11	12	Syracuse *	W	75-66
1/6/96	7	6	at Connecticut *	L	73-52
1/13/96	5	5	at Georgetown *	L	72-67
1/27/96	7	7	at Villanova *	L	90-62
2/1/96	18	16	at Syracuse *	L	72-51
2/10/96	22	21	Boston College *	L	62-58
3/7/96	6	6	vs. Georgetown	L	92-62

1996-97 AP USA TODAY

12/7/96	19	17	Syracuse *	W	67-63
1/2/97	25	25	at Boston College *	L	65-62
1/11/97	8	7	at Villanova *	W	61-59

1997-98 AP USA TODAY

11/21/97	17	17	Charlotte	W	89-72
12/27/97	—	23	Georgia Tech *	L	69-61
1/6/98	8	8	Connecticut *	W	76-67
1/10/98	25	21	at West Virginia *	L	98-84
1/18/98	15	15	at Syracuse *	L	85-67
2/10/98	23	20	Syracuse *	L	72-63
2/28/98	19	19	West Virginia *	W	70-66
3/13/98	19	20	vs. UCLA	L	65-62

1998-99 AP USA TODAY

12/5/98	8	8	at Kentucky	L	74-65
1/6/99	10	9	St. John's *	W	84-79
1/20/99	1	1	Connecticut *	L	70-68
2/3/99	9	10	at St. John's *	W	73-70
2/8/99	18	17	at Syracuse *	W	76-63
2/20/99	2	2	at Connecticut *	W	73-71
3/5/99	10	9	vs. St. John's	L	62-59

1999-20 AP USA TODAY

12/18/99	7	9	North Carolina	L	78-68
1/8/00	7	8	Syracuse *	L	67-55
1/29/00	16	18	Kentucky	L	60-57
2/19/00	18	18	at Connecticut *	W	63-57
3/5/00	18	21	St. John's *	W	74-70
3/10/00	19	20	vs. St. John's	L	58-57
3/19/00	8	8	vs. Ohio State	W	75-62
3/24/00	18	19	vs. Tulsa	L	80-71

2000-01 AP USA TODAY

12/4/00	14	12	at North Carolina *	L	67-45
1/13/01	24	—	at Boston College *	L	82-73
1/20/01	15	15	Connecticut *	W	77-74
2/1/01	22	25	Seton Hall *	W	72-66
2/13/01	10	7	at Syracuse *	W	68-57

2001-02 AP USA TODAY

12/15/01	21	24	Indiana	W	58-53
1/2/02	23	24	at Georgetown *	W	79-71
2/2/02	17	22	Connecticut *	W	68-66
3/8/02	7	7	vs. Pittsburgh	L	76-71

2002-03 AP USA TODAY

12/21/02	13	13	vs. Florida	L 2OT	94-93
1/11/03	3	3	at Connecticut *	L OT	83-80
1/20/03	11	8	Connecticut *	W	77-76

2003-04 AP USA TODAY

1/7/04	12	13	at North Carolina	L	89-64
1/10/04	15	15	Pittsburgh *	L 2OT	84-80
2/14/04	—	25	Syracuse *	L	91-74
2/18/04	8	8	at Connecticut *	L	76-63
2/21/04	19	17	at Providence *	L	70-57

2004-05 AP USA TODAY

12/4/04	19	18	at Florida	W	72-65
1/6/05	9	10	at Georgia Tech *	L	80-69
1/9/05	—	24	NC State *	W	67-66
1/19/05	4	4	Duke *	L	92-83
1/22/05	6	6	at North Carolina *	L	87-67
1/29/05	5	5	at Wake Forest *	L	94-82
2/5/05	22	24	Maryland *	W OT	75-73
2/15/05	5	5	Wake Forest *	L	68-63
3/3/05	6	6	at Duke *	L	83-59

2005-06 AP USA TODAY

12/18/05	21	19	at NC State *	L	81-69
12/22/05	5	5	Florida	L	77-67
12/31/05	10	10	vs. Louisville	L	58-43
1/7/06	14	12	Maryland *	W	84-70
1/14/06	20	20	at North Carolina *	W	81-70
1/21/06	21	21	Boston College *	L	65-61
2/8/06	16	15	NC State *	L 2OT	86-77
2/12/06	23	24	North Carolina *	L	80-70
2/16/06	13	15	at Boston College *	L	65-54
2/19/06	2	2	at Duke *	L	92-71
3/10/06	3	3	vs. Duke	L	80-76

2006-07 AP USA TODAY

12/3/06	21	25	Georgia Tech *	W	90-82
1/10/07	—	25	at Maryland *	W	63-58
1/14/07	11	11	Duke *	L	85-63
1/23/07	24	23	Virginia Tech *	L	92-85
1/31/07	3	3	at North Carolina *	L	105-64
2/21/07	24	19	Virginia *	W	68-60
3/8/07	17	21	vs. Maryland	W	67-62



MIAMI'S RANKED OPPONENTS

2007-08 AP USA TODAY

1/23/08	5	4	North Carolina *	L	98-82
1/27/08	—	25	Clemson *	W	75-72
2/2/08	3	3	at Duke *	L	88-73
2/20/08	5	4	Duke *	W	96-95
3/23/08	7	7	vs. Texas	L	75-72

2008-09 AP USA TODAY

11/23/08	2	2	vs. Connecticut	L	76-63
12/21/08	25	25	Clemson *	L	91-72
1/10/09	24	17	at Boston College *	W	77-71
1/17/09	5	6	at North Carolina *	L	82-65
2/4/09	7	6	Wake Forest *	W	79-52
2/7/09	4	3	at Duke *	L OT	78-75
2/15/09	3	3	North Carolina *	L	69-65

2009-10 AP USA TODAY

2/10/10	20	20	Georgia Tech *	W	64-62
2/17/10	6	6	Duke *	L	81-74
3/13/10	4	4	vs. Duke	L	77-74

2010-11 AP USA TODAY

11/15/10	19	19	at Memphis	L	72-68
1/2/11	1	1	at Duke *	L	74-63
2/13/11	5	5	Duke *	L	81-71
3/11/11	6	7	vs. North Carolina	L	61-59

2011-12 AP USA TODAY

12/06/11	21	20	Memphis	L	71-54
01/07/12	21	23	at Virginia *	L	52-51
01/10/12	3	3	at North Carolina *	L	73-56
02/05/12	7	5	at Duke *	W OT	78-74
02/11/12	15	17	at Florida State *	L	64-59
02/15/12	8	7	North Carolina *	L	73-64
02/26/12	15	16	Florida State *	W	78-62
03/09/12	17	17	vs. Florida State	L	82-71

2012-13 AP USA TODAY

11/28/12	13	14	Michigan State	W	67-59
12/23/12	4	5	vs. Arizona	L	69-50
1/23/13	1	1	Duke *	W	90-63
2/2/13	19	19	at NC State *	W	79-78
3/2/13	3	3	at Duke *	L	79-76
3/28/13	15	16	vs. Marquette	L	71-61

2013-14 AP USA TODAY

01/04/14	2	2	at Syracuse *	L	49-44
01/22/14	18	18	Duke *	L	67-46
01/25/14	2	2	Syracuse *	L	49-44
02/05/14	25	22	Pittsburgh *	L OT	59-55
2/26/14	12	11	at Virginia *	L	65-40

2014-15 AP USA TODAY

11/17/14	8	7	at Florida	W	69-67
12/2/14	24	25	Illinois	W	70-61
1/3/15	3	3	Virginia*	L 2OT	89-80
1/13/15	4	4	at Duke*	W	90-74
1/17/15	12	12	at Notre Dame*	L	75-70
2/3/15	9	8	Louisville*	L	63-55
2/21/15	12	12	at Louisville*	L	55-53
2/28/15	15	18	North Carolina*	L	73-64
3/12/15	11	9	vs. Notre Dame	L	70-63

2015-16 AP USA TODAY

11/20/15	16	16	vs. Utah	W	90-66
11/22/15	22	20	vs. Butler	W	85-75
01/12/16	13	11	at Virginia*	L	66-58
01/25/16	24	20	Duke*	W	80-69
02/20/16	5	4	at North Carolina*	L	96-71
02/22/16	3	3	Virginia*	W	64-61
02/27/16	11	—	Louisville*	W	73-65
03/11/16	4	4	vs. Virginia	L	73-68
03/24/16	6	6	vs. Villanova	L	92-69

2016-17 AP USA TODAY

11/25/16	21	22	vs. Iowa State	L	73-56
1/12/17	20	20	Notre Dame *	L	67-62
1/21/17	18	18	at Duke *	L	70-58
1/28/17	9	6	North Carolina *	W	77-62
2/1/17	15	16	Florida State *	L	75-57
2/11/17	4	4	at Louisville *	L	71-66
2/20/17	18	19	at Virginia *	W OT	54-48
2/25/17	10	11	Duke *	W	55-50
3/4/17	15	17	at Florida State *	L	66-57
3/9/17	6	6	North Carolina	L	78-53

2017-18 AP USA TODAY

11/29/17	12	12	at Minnesota	W	86-81
1/7/18	24	RV	Florida State*	W	80-74
1/13/18	19	17	at Clemson*	L	72-63
1/15/18	5	5	Duke*	L	83-75
2/13/18	1	3	Virginia*	L	59-50
2/27/18	9	9	at North Carolina*	W	91-88
3/8/18	12	11	vs. North Carolina	L	82-65

2018-19 AP USA TODAY

1/3/19	18	19	NC State*	L	87-82
1/9/19	13	13	at Florida State*	L	68-62
1/19/19	13	15	North Carolina*	L	85-76
1/27/19	RV	23	Florida State*	L	78-66
1/30/19	12	11	Virginia Tech*	L	82-70
2/2/19	3	3	at Virginia*	L	56-46
2/9/19	8	8	at N. Carolina*	L OT	88-85
3/2/19	3	2	at Duke*	L	87-57
3/8/19	15	16	at Virginia Tech	L	84-70
3/13/19	16	15	vs. Virginia Tech	L	71-56

ALL-TIME LETTER WINNERS

Adams, Brandon.....	1988-92	Corcoran, John.....	1938-39	Hamilton, Gary.....	2002-06
Adams, Garrius.....	2009-14	Courtney, Cliff.....	1927-28	Hamilton, George.....	1938-39
Akpejori, Raphael.....	2010-14	Crowe, Luke.....	1930-31	Hammond, Dod.....	1959-60
Angelus, Charles.....	1945-46	Cruz Uceda, Ivan.....	2014-16	Hanley, Charles.....	1967-68
Alix, Lou.....	1961-62	Curcio, Mike.....	1996-98	Hansen, Louis.....	1928-29, 1930-31
Allen, Antoine.....	2009-10	Curnutt, Don.....	1967-70	Harden III, Leonard.....	2003-04
Allen, Ken.....	1960-63			Harris, Anthony.....	2003-07
Allen, Willie.....	1968-71	Dampier, John.....	1963-65	Harris, Lionel.....	1970-71
Alter, Foster.....	1930-31	Davis, Jerry.....	1956-57, 1958-59	Harvey, Tim.....	1985-87
Applegate, Bruce.....	1958-61	Davis, Howard.....	1938-40	Heffer, Larry.....	1961-62
Arterburn, Harold.....	1953-55	Davis, Will.....	1992-97	Heller, Justin.....	2010-14
Asbury, Brian.....	2005-09	Dawson, Tim.....	1985-88	Hemsley, Johnny.....	1996-00
Ashman, Rodger.....	1926-29	Denton, Bob.....	1952-54	Herenton, Willie.....	2018-19
		Dews, James.....	2006-10	Hickox, Dick.....	1958-61
Barker, Chuck.....	1994-96	Diaz, Guillermo.....	2003-06	Hicks, Raymond.....	2004-08
Barnes, Lucas.....	1996-98	Djahue, Rodrigue.....	2000-04	High, Tshombe.....	1993-94
Barnes, Marcus.....	2000-02	Donovan, Nick.....	1995-99	Hilbish, Tom.....	1938-41
Barry, Rick.....	1962-65	Douglas, Bob.....	1941-42	Hill, Dan.....	1930-31
Batemon, Glenn.....	2004-05	Doyle, Keith.....	1945-46	Hite, Robert.....	2002-06
Bates, John.....	1963-64, 1965-67	Dunn, Eddie.....	1938-39	Hoban, Gene.....	1954-56
Bazil, Alex.....	1940-41	Dunn, Mitchell.....	1994-95	Hocker, Thomas.....	1987-90
Beckner, Wayne.....	1962-65	Dusewicz, Adam.....	1991-94	Hoffman, Richard.....	1951-53
Berghoff, Dick.....	1957-58			Holiber, Charles.....	1961-63
Berumen, Rafael.....	2001-03	Edwards, Lou.....	1945-47	Horford, Tito.....	1986-88
Bland, Mario.....	1996-00	Edwards, Steven.....	1992-96	Houston, Kevin.....	1998-99
Bleier, Ted.....	1927-29	El-Bassiouni, Tarik.....	1999-00	Howard, Lemuel.....	1986-87
Boyle, Gene.....	1939-40	Elliott, Doug.....	1989-91	Howell, Douglas.....	1953-55
Brown, Bruce.....	2016-18	Evans, John.....	1928-29, 1930-31	Hubbard, Lee.....	1970-71
Brown, Eric.....	1985-89			Huell, Dewan.....	2016-18
Brown, Rion.....	2010-14	Fernandez, Michael.....	2013-15	Hughes, Bryan.....	1985-87
Buncum, Omari.....	2006-07	Ferrara, Tony.....	1947-50	Hurd, Leroy.....	1999-01
Burdette, Marty.....	1955-58	Fisher, Michael.....	1946-47	Hurdle, Lance.....	2007-09
Burnett, Deandre.....	2014-15	Focht, Dick.....	1950-51	Hutslar, Mike.....	1967-70
Burns, Dennis.....	1985-89	Franklin, Alfred "Red".....	1927-29		
Burton, Trevor.....	1989-93	Fraser, Alex.....	1993-97	Ibach, Ervin.....	1946-49
Butler, Lee.....	2004-06	Frazier, Steve.....	1992-96, 97-98	Ingemi, Mike.....	1947-48
Butts, Bernie.....	1962-64	Friedman, Abe.....	1946-50	Isles, David.....	1994-95
Byars-Dawson, Mike.....	1997-99	Friedman, Mike.....	1955-56	Izundu, Ebuka.....	2015-19
		Frisby, William.....	2001-02, 2003-05		
				James, Harvey.....	1945-46
Caldwell, Justin.....	1989-91	Gak, Deng.....	2018-19	James, Tim.....	1995-99
Cambell, Bob "Whitey".....	1946-50	Gamble, Julian.....	2008-13	Jekiri, Tonye.....	2012-16
Canaday, Wayne.....	1968-70	Gardner, Joe.....	1956-59	Jennings, Vernon.....	1996-00
Cantrell, Dennis.....	1967-70	Gardner, Michael.....	1991-94	Johnson, Jamal.....	1993-94
Carbonneau, Harold.....	1927-28	Gay, Charles.....	1969-70	Johnson, Reggie.....	2009-13
Carifeo, George.....	1940-42	Gee, Junior.....	1964-67	Johnson, Zach.....	2018-19
Carroll, Bob.....	1947-48	Gilbert, Lawrence.....	2006-07	Jones, DeQuan.....	2008-12
Carson, James.....	1952-55	Glenn, Darrell.....	1985-86	Jones, James.....	1999-03
Catha, Larry.....	1926-29	Glover, Landon.....	2006-08	Jones, Rick.....	1964-67
Chadroff, Sy.....	1949-52	Godfrey, Ron.....	1958-61	Jupin, Gene.....	1941-42
Champouillon, David.....	1985-86	Gonzalez, Orlando.....	1999-01		
Clark, Adam.....	1991-93	Gordon, Joe.....	2000-01	Kadji, Kenny.....	2011-13
Clark, Clifton.....	1995-97	Graham, Jimmy.....	2005-09	Kahn, Andy.....	1990-91
Clarke, Karron.....	2003-04	Grant, Malcolm.....	2009-12	Kasulin, Al.....	1941-42
Clemente, Denis.....	2005-07	Green, Bob.....	1963-67	Keene, Howard.....	1950-53
Cobb, Bob.....	1947-49	Green, Tom.....	1967-69	Kees, James.....	1940-41
C Coelho, João Paulo.....	1998-00, 2001-03	Grist, Joe.....	1949-51	Kessler, Larry.....	1962-63
Cohen, Julie.....	1959-62	Grob, Charles.....	1963-66	Kichefski, Robert.....	1954-55
Collins, Dwayne.....	2006-10	Guimento, Chuck.....	1938-40	Kieserman, Jim.....	1991-92
Contreras, Edward.....	1956-59	Hagan, Arthur.....	1945-46	King, Anthony.....	2003-06, 2007-08
Copeland, Keaton.....	2004-07				



ALL-TIME LETTER WINNERS

Kirk, Donovan.....	2009-10, 13-14	Norris, Kevin.....	1994-98	Snider, Martin.....	1958-60
Kisker, David.....	1970-71	Noti, Charles.....	1966-68	Soens, Bill.....	1966-68
Klein, Richard.....	1970-71	Nugent, Nick.....	1955-56	Solie, Lloyd.....	1927-29, 1930-31
Klima, Edward.....	1953-56	Nylin, Bob.....	1969-70	Sorenson, Steve.....	2012-14
Kojkowski, Stanley.....	1955-57			Spagnolo, Bob.....	1969-71
Konel, Dave.....	1939-40	O'Brien, Jimmy.....	1926-27	Spisak, Jack.....	1959-60, 1961-63
Krutulis, Joe.....	1939-42	Oesch, Harold.....	1938-39	Stanton, Bob.....	1955-58
		Okpalobi, Brandon.....	2000-05	Stanton, Bob.....	1926-28
Landis, Dave.....	1958-60	O'Neil, Jack.....	1951-52	Stavreti, Carl.....	1960-63
Larkin, Shane.....	2011-13	Oram, Harold.....	1926-28	Stavreti, Chris.....	1959-62
Law, Rick.....	1969-71	O'Riordan, Kevin.....	1970-71	Steiner, Bob.....	1955-56, 1957-58
Lawrence II, Anthony.....	2015-19	Osbourne, John.....	1968-70	Stevenson, Jerry.....	1967-69
Lawrence, Sr., Anthony.....	1991-93			Stowell, Chris.....	2014-18
Lawrence, Bruce.....	1954-55	Palmer, James.....	2014-16	Stratton, Jonathan.....	2004-08
Lawrence, Pat.....	1991-94	Parker, Chris.....	1991-94	Strong, Donald.....	1970-71
Lecomte, Manu.....	2013-15	Parker, Rusty.....	1965-68	Surratt, Armando.....	2002-04
Lee, Harford.....	1940-41	Patrican, Don.....	1963-66	Swaby, Ochiel.....	1991-92
Leidy, Bob.....	1957-58	Pearson, Lorenzo.....	1992-96	Swoope, Erik.....	2010-14
Lipchick, Pete.....	1945-46	Polnitz, Reggie.....	1987-89		
Logan, Reo.....	2000-01	Popa, Constantin.....	1991-95	Talbot, Robert George (Bill) ..	1956-57
Logan, Samarr.....	1989-92	Presto, Kevin.....	1985-89	Thistlethwaite, Mark.....	1956-57
Lutsky, Kal.....	1946-47	Prieto, Ernest.....	1953-56	Thomas, Adrian.....	2005-11
Lykes, Chris.....	2017-19	Proctor, Dominic.....	2018-19	Thomas, Joe.....	2014-15
Lyons, Herman.....	1927-29			Timpf, Brad.....	1992-96
		Quiglar, Ryan.....	2008-12	Tobin, John.....	1939-42
MacDonald, Mackey.....	1948-51			Tracy, Art.....	1939-40
Mack, Anthony.....	2018-19	Randon, Joseph.....	1988-92	Tucker, Dick.....	1939-41
Manuel, Todd.....	1997-98	Reed, Davon.....	2013-17	Turonis, Pete.....	1956-57
Manushaw, Harry.....	1958-61	Rice, Darius.....	2000-04	Tyler, Elton.....	1997-00, 2001-02
Marakovits, Danny.....	2000-03	Rich, Steve.....	1993-96		
Marcus, Stewart.....	1963-66	Richardson, Mark.....	1985-89	Vasiljevic, Dejan.....	2016-19
Mayhand, Antoine.....	2004-05	Rios, Eddie.....	2007-09	Volkman, Mike.....	1964-66
Masters, Tom.....	1966-69	Roberson, Terrell.....	1985-86		
McClellan, Sheldon.....	2014-16	Roberts, Oti.....	1999-00	Waardenburg, Sam.....	2017-19
McClellan, William.....	1948-49	Robinson, Mike.....	2015-18	Waggoner, Jaime.....	1994-98
McClinton, Jack.....	2006-09	Rodgers, Dan.....	1965-68	Walker, Jermaine.....	1996-97
McCormick, Torey.....	1993-97	Rodriguez, Angel.....	2014-16	Walker IV, Lonnie.....	2017-18
McCoy, Mike.....	1960-63	Rosa, Anthony.....	1992-96	Ward, Hammie.....	1989-93
McGowan, Cyrus.....	2008-10	Ross, Joe.....	1987-91	Warren, Joel.....	1985-89
McGuire, John.....	1926-28	Ryan, Jack.....	1948-49	Watson, Kaleaf.....	2001-02
McKinney Jones, Trey.....	2011-13	Ryskamp, Kenneth.....	1954-55	Weinstein, Gerald.....	1946-50
McNulty, Joe.....	1946-48			Welch, Ron.....	1968-70
Mell, John.....	1945-46	Salmons, John.....	1998-02	Westover, Brian.....	1970-71
Mercurio, Marion.....	1928-29	Schayowitz, Willie.....	1951-54	Wilkins, Eric.....	2002-06
Miani, Richard.....	1952-56	Schlie, Jerry.....	1997-99, 2000-02	Williams, Levertis.....	1987-89
Miller Jr., Rodney.....	2016-18	Schneckenberg, Bob.....	1985-87	Wimbley, Dwayne.....	1997-01
Moore, Bruce.....	1987-89	Schneider, Jack.....	1949-52	Wiseman, Charles.....	1997-98
Morris, Edwin.....	1955-58	Schuler, Harold.....	1946-47	Wittman, Mike.....	1964-67
Morton, Jake.....	1988-93	Schuyler, Charles.....	1947-48	Woods, Lee.....	1960-63
Munley, Joe.....	1956-58	Scott, Durand.....	2009-13	Wrench, Roger.....	1949-52
Murphy, Kamari.....	2015-17	Scott, Jerome.....	1988-92	Wylie, Joe.....	1988-91
Murray, Robert.....	1954-55	Scott, Tom.....	1940-41		
Musante, Andy.....	1941-42	Shapiro, Bruce.....	1959-61	Yanuck, Mel.....	1950-53
		Sherman, Omar.....	2014-15	Younts, Austin.....	1928-29
Nass, Fabio.....	2006-08	Shipe, Paul.....	1990-91	Yovicins, Anthony.....	1946-47
N'Diaye, Ismael.....	2002-03	Silvis, Richard.....	1951-52		
Nebel, Norm.....	1957-59	Simmons, Michael.....	1998-99, 2000-03		
Newton, Ja'Quan.....	2014-18	Sistik, Phil.....	1945-46		
Nicholas, Dave.....	1952-53	Skalaski, Charles.....	1945-46		
Noblet, Mike.....	1985-87	Snell, Willie.....	1970-71		



UM SPORTS HALL OF FAME INDUCTEES

Name (Years at UM)	Induction Year	Name (Years at UM)	Induction Year
Will Allen (1967-71)	2016	Johnny Hemsley (1996-2000)	2020
Rick Barry (1962-65)	1976	Dick Hickox (1959-61)	1974
Wayne Beckner (1962-65)	1997	Tim James (1996-99)	2009
Eric Brown (1985-89)	2001	James Jones (1999-2003)	2014
Whitey Campbell (1946-49)	1970	Mike McCoy (1959-63)	2007
Sy Chadroff (1949-52)	1973	Ed Morris (1954-58)	2010
Julius Cohen (1960-62)	1993	Constantin Popa (1991-95)	2019
Don Curnutt (1967-70)	1991	John Salmons (1998-2002)	2018
Steve Edwards (1992-96)	2017	Gene Stage (1954-57)	2005
Abe Friedman (1946-49)	1983	John "Red" Tobin (1939-42)	1969
Ron Godfrey (1958-61)	1998	Mike Wittman (1963-66)	2008

TEAM CAPTAINS

1926-27	Rodger Ashman	2003-04	Rob Hite, Darius Rice
1927-28	Rodger Ashman	2005-06	Guillermo Diaz, Rob Hite, Anthony Harris, Anthony King
1928-29	Rodger Ashman	2006-07	Anthony Harris, Anthony King
1939-40	Tom Hilbish	2007-08	Anthony King, Jack McClinton
1940-41	Tom Hilbish	2008-09	Jack McClinton, Jimmy Graham
1941-42	John Tobin	2009-10	Dwayne Collins, James Dews
1948-49	Abe Friedman	2010-11	Malcolm Grant, Durand Scott
1951-52	Sy Chadroff	2011-12	Malcolm Grant, DeQuan Jones, Durand Scott
1952-53	Mel Yanuck	2012-13	Julian Gamble, Durand Scott Reggie Johnson, Kenny Kadji, Trey McKinney Jones
1954-55	Harold Arterburn	2013-14	Garrius Adams, Raphael Akpejori, Rion Brown, Donnavan Kirk, Erik Swoope
1955-56	Dick Miani	2014-15	Angel Rodriguez Sheldon McClellan
1956-57	Gene Stage	2015-16	Ivan Cruz Uceda, Tonye Jekiri, Angel Rodriguez, Sheldon McClellan
1957-58	Marty Burdette	2016-17	Kamari Murphy, Ja'Quan Newton, Davon Reed
1958-59	Joe Gardner	2017-18	Bruce Brown Jr., Dewan Huell, Anthony Lawrence II, Ja'Quan Newton, Chris Stowell, DJ Vasiljevic
1959-60	Bruce Applegate	2018-19	Dewan Hernandez, Ebuka Izundu, Zach Johnson, Anthony Lawrence II, Chris Lykes, DJ Vasiljevic
1960-61	Dick Hickox		
1961-62	Julie Cohen		
1962-63	Kenny Allen		
1963-64	Wayne Beckner		
1964-65	Wayne Beckner		
1995-96	Steven Edwards, Alex Fraser		
1996-97	Alex Fraser, Torey McCormick, Kevin Norris		
2000-01	John Salmons, Dwayne Wimbley		
2001-02	John Salmons, James Jones, Elton Tyler		
2002-03	Paulo Coelho, James Jones, Darius Rice, Mike Simmons		

1984-85 PRACTICE TEAM

Bill Foster, Head Coach
 Clint Bryant, Assistant Coach
 Seth Greenberg, Assistant Coach
 Cesar Odio, Assistant Coach
 Adam Burden
 Dennis Burns

David Champouillon
 Tim Dawson
 Tim Harvey
 Bryan Heller
 George Smith
 Jeff Swilley

Kevin Presto
 Robert Scheckenberg
 Robert Selby
 Greg Upshaw
 Reuben

MIAMI BASKETBALL HISTORY

It lay silent for 14 years. Collecting dust and going unnoticed, the Miami basketball program was the "Rip van Winkle" of college basketball from 1971 to 1985. But Hurricane basketball returned, and in a big way.

Since 1985, the Miami program has undergone such dramatic and frequent changes, it seemed that the Hurricanes were continually entering "a new era." First came the "Era of Miami Basketball," itself.

Then came the "Bill Foster Era," followed by the "Tito Horford Era," "The Leonard Hamilton Era," "The BIG EAST Era," "The Frank Haith/ACC Era" and now "The Jim Larrañaga Era."

With the acceptance into the Atlantic Coast Conference in 2004, the University of Miami entered the ranks of the most competitive and successful basketball conference in the nation.

The road to conference affiliation in the ACC was not an easy one for those who thirsted for basketball in this continually prospering part of the country. Moreover, the previous path traveled by Miami basketball players, coaches and fans was dotted by flashes of brilliance, color and sometimes disappointment.

Here is a capsule summary of the 89 years of Miami basketball that has played a part in the history of the athletics department at the University and its neighboring community.

The 1920s: Miami's First Team

- The Hurricanes fielded a freshman team in 1926-27, finishing 7-1 under head coach Art Webb.
- In 1927-28, the first official varsity basketball team at the University of Miami posted an 8-4 mark, knocking off Rollins, 51-15, in the opener.

The 1930s: A Missing Link

- Miami records list no official results from 1932 through 1938. During that period of time, representatives from the school played local AAU and church-sponsored teams under coach Tom McCann.
- The Hurricanes returned to intercollegiate competition in the 1938-39 season, posting a 4-6 record under head coach Hart Morris.

The 1940s: World War II Stops Play

- Like many other institutions across the nation, Miami dropped intercollegiate basketball during the war years of 1942-45.
- Morris returned as head coach along with the program in 1946 and was the UM mentor until 1952 when Dave Wike took over for a two-year stint as the UM coach.

The 1950s: UM's Glory Years

- In 1954, the University named Bruce Hale as its head basketball coach. The retired Air Force captain and former professional basketball star held the UM head coaching post for 13 seasons, leading the Hurricane program through its glory years of intercollegiate basketball. Before the end of Hale's tenure in 1967, the Hurricanes won 220 games and lost 112 for a .663 winning percentage. Hale's first Miami team turned in a

9-11 record, but there were no other losing campaigns in the next 12 years. The streak of non-losing seasons extended through the 1968-69 season – marking 14 consecutive campaigns of .500 basketball or better.

- Hale's 1959-60 club was the first UM men's basketball team to advance to the NCAA Tournament and finish the season ranked in the Associated Press Top 10. The team ran its record to 23-3 before bowing out to Western Kentucky, 107-84, in the first round of the tournament.
- During that historic 1959-60 NCAA Tournament year, junior guard Dick Hickox became the first UM basketball player to earn All-America recognition. Hickox averaged 22.1 points per game during that season en route to becoming a second-team AP and UPI All-American.

The 1960s: Rick Barry's All-American Years

- The Dick Hickox-led Hurricanes of 1960-61 returned to postseason play – falling in the first round of the NIT to Saint Louis, 58-56. The 1960-61 squad compiled a 20-7 record.
- In 1962-63, Miami advanced to the second round of the NIT before falling to Providence, 106-96. An opening round NIT victory over St. Francis (N.Y.), 71-70, marked the first Miami victory in postseason play.
- From 1962 through 1965, Miami recorded three-consecutive 20-win seasons, rolling up a composite record of 65-16. The star of these Hurricane glory teams was a brilliant scorer named Rick Barry.
- In 1964-65, Barry became the Hurricanes' only consensus All-America selection. The 6-7, 200-pound native of Roselle Park, N.J., led the nation in scoring with a 37.4 average in his senior season. He went on to become the only player in basketball history to win single-season scoring titles in the NCAA, ABA and NBA. He was inducted into the Basketball Hall of Fame in Springfield, Mass., in 1986.
- The 1964-65 Miami squad, led by Barry's scoring brilliance, established a new NCAA scoring record by averaging 98.4 points per game. The Canes, however, were not allowed to participate in the NCAA Tournament that year – after posting a 22-4 record – because of recruiting violations.
- Bruce Hale resigned after 1966-67 and assistant Ron Godfrey assumed the head coaching responsibilities.

The 1970s: First Era Ends

- Don Curnutt closed out his Miami basketball career in 1970 as the Hurricanes' third player to receive All-America recognition.
- Feb. 27, 1971 – The last victory by a Miami men's basketball team for 14 years came in the second-to-last game of the season, a 100-94 triumph against Florida State at home in Dinner Key Auditorium. The Canes shot a season-high 62.5 percent from the floor and all five Miami starters scored in double figures.
- March 1, 1971 – After posting a four-year record of 47-56 at Miami, Ron Godfrey announced his resignation from his post as head basketball coach, effective following UM's final game of the season against nationally-ranked Jacksonville.



MIAMI BASKETBALL HISTORY

• March 2, 1971 – The last game played by a University of Miami men's team until 1985 took place at the Dinner Key Auditorium where one of the largest UM home crowds in years turned out to see the Hurricanes host Jacksonville. The Dolphins handed Miami a 94-75 loss that remained as UM's last contest for the next 14 years.

1983: UM Commits To Rebuild

• July 15, 1983 – Sam Jankovich was named athletic director at the University of Miami. Coming to UM after a successful stint as the athletic director at Washington State, Jankovich immediately announced that the resurrection of men's basketball at Miami would be his primary priority in the early months of his tenure, enabling UM to have "one of the nation's most complete and visible overall programs in the country."

• Oct. 12, 1983 – The University of Miami Board of Trustees unanimously voted to reinstate men's basketball. The Board made the decision after reviewing a report submitted by Jankovich, which stated that men's basketball can be a revenue-producing venture. Moreover, nearly \$500,000 had already been raised in support of bringing basketball back to the University. It was also announced that the Hurricanes would be ready to compete on the Division I level in the 1985-86 season, and the downtown James L. Knight Center was home for the reborn program. "This is an exciting day for the University and for the athletic program," UM President Edward T. Foote II said. "And we are keeping in mind the priorities of academics first and athletics second ... we are pleased that the changes in the economics of intercollegiate basketball allow the University to resurrect one of the country's most popular sports. We look forward to welcoming these Hurricanes home again."

1984: Foster Hired As Coach

• March 21, 1984 – Bill Foster, a 47-year-old native of Hemingway, S.C., was named the seventh men's basketball coach at the University of Miami. Foster came to Miami after 19 years as a head coach at Shorter College, Charlotte and Clemson. Foster also announced that Clint Bryant, a long-time assistant at Clemson, would also join the Miami staff.

• April 9, 1984 – Foster announced the hiring of a second assistant coach, Seth Greenberg, who was serving as an assistant coach to Terry Holland at Virginia.

• April 16, 1984 – Tim Harvey, a 6-10, 240-pound center, became the first basketball player to commit to the University of Miami in over 14 years. The Plainfield, N.J., native announced that he would transfer to Miami after spending two seasons in the Georgia Tech program.

• July 1, 1984 – A third assistant coach was hired to complete the basketball staff. Miami native Cesar Odio returned home after serving as an assistant coach at his alma mater, Florida Southern.

• Oct. 11, 1984 – Nearly one full year after the announcement that basketball would return to the University, Athletic Director Sam Jankovich announced

that a million dollar-plus practice facility would be constructed on the Coral Gables campus. The new all-purpose structure – located between the Hecht Athletic Center and the Greentree Track would be funded through a gift from the James L. Knight Charitable Trust.

• The first phase of the 1985-86 basketball schedule was also announced on this day, and the lineup included such perennial powers as North Carolina, Georgia, Notre Dame, Marquette and Dayton.

• Oct. 15, 1984 – The first men's basketball practice session in more than 12 years was held on the patio in the center of campus. More than 200 members of the student body participated.

1985: Miami Tips Off Again

• April 25, 1985 – Foster announced that UM's 1985-86 basketball roster would include nine freshmen, one sophomore and one junior, as the spring signing period ends for NCAA basketball.

• Oct. 15, 1985 – Basketball practice officially begins at the University of Miami in the Knight Sports Complex.

• Nov. 12, 1985 – The Knight Sports Complex was dedicated at a gala banquet that was held on the basketball courts of the new structure. CBS basketball analyst Billy Packer served as the evening's guest speaker for an event which welcomed more than 500 guests to the on-campus home of Hurricane basketball. The facility served as the practice home to the men's and women's basketball programs, while also housing the men's basketball coaching staff offices.

• Nov. 22, 1985 – The brand new era of Hurricane basketball was ushered in by a young UM squad which defeated The Citadel, 85-77, in front of a sellout crowd of 4,984 at the Knight Center. Dennis Burns (24 points), Kevin Presto (22) and Eric Brown (21) combined to lead the Miami offense, while Bryan Hughes enjoyed the distinction of scoring Miami's first point in 14 years (a free throw with 18:34 remaining in the first half).

• Nov. 30, 1985 – Miami stuns 1985 NCAA Tourney participant Georgia with a thrilling 81-78 victory to capture the first AMI Classic Championship at the Knight Center.

End of the 1980s: UM Moves Forward, Upsets Top 20 Teams

• March 5, 1986 – An 84-62 loss to Marquette in Milwaukee closed the Hurricanes' first season since 1970-71. Miami finished the year with a 14-14 record, giving Bill Foster his 19th non-losing record in 20 years as a collegiate head coach.

• The 1986-87 season – Though still considered "America's Youngest Team," Miami compiled a 15-16 slate – recording upset victories against Marquette, Stanford and Florida State, while losing by only four points to future BIG EAST foe Providence – a team that advanced to the NCAA Final Four.

• April 12, 1988 – Athletic Director Sam Jankovich announces plans to move Hurricane Basketball to the new \$56 million Miami Arena. Also home to the NBA's Miami Heat, the state-of-the-art basketball facility



MIAMI BASKETBALL HISTORY

signified a new era in the rise of basketball in South Florida.

- Dec. 10, 1988 – A crowd of 6,654 watch the Hurricanes run neck-and-neck for 40 minutes with ACC powerhouse Duke, falling 117-102. Blue Devil Danny Ferry needs a superhuman performance to stop the Canes as he connects on 23-of-26 shots en route to 58 points. Ferry later calls Miami “a definite top-40 team.”
- Jan. 12, 1989 – Joel Warren’s free throw, his only point of the evening, with two seconds remaining clinches Miami’s first victory over a top-20 team as the Canes upset defending national champion and No. 16-ranked Kansas, 87-86, at the Miami Arena.
- March 6, 1989 – The Hurricanes post an 89-82 win against FIU in the inaugural Carnival Miami Cup. The win leaves Miami with a 19-12 slate, the best record in 24 years and 10 seasons at Miami. Eric Brown ends his Miami career with 2,270 career points, just 28 behind All-American Rick Barry’s Hurricane record of 2,298.

Early 1990s: Hamilton Hired, UM Joins BIG EAST

- April 2, 1990 – UM Athletic Director Sam Jankovich ends a national search for a new coach that spanned an entire season with the hiring of Leonard Hamilton from Oklahoma State.
- Oct. 10, 1990 – On the combined recommendation of President Edward T. Foote and Athletic Director Sam Jankovich, the University’s Board of Trustees unanimously votes to accept an invitation to become the 10th member of the BIG EAST Conference in time for the 1991-92 season.
- Jan. 2, 1992 – Miami tips off its inaugural BIG EAST contest at Connecticut’s Gampel Pavilion.
- Jan. 14, 1992 – In the first home conference game in UM history, the Hurricanes stunned perennial BIG EAST power St. John’s, 45-42. The UM victory would ultimately cost the Redmen the outright conference championship as they completed the regular season in a tie with Georgetown and Seton Hall.
- April 28, 1992 – Hamilton takes another giant step in the development of Miami basketball with the completion of his second recruiting class. Six prep standouts, including Steven Edwards of Miami Senior High School, make up the class that ranked No. 4 in the nation.
- Jan. 2, 1993 – For the second-consecutive season, Miami opens its home BIG EAST schedule with a victory, as the Hurricanes upset No. 10 Georgetown, 80-69.
- March 6, 1993 – Miami finishes the regular season with a thrilling 77-76 win over Villanova at Miami Arena. The victory gives Miami a 7-2 record in home BIG EAST games and an increase of six victories over the Hurricanes’ first season in conference play (1-17 to 7-11) – the third-largest jump in BIG EAST history.

1995: UM Enjoys a Banner Year

- Jan. 11, 1995 – Miami stuns St. John’s, 82-79, in a nationally televised game on ESPN to record its first BIG EAST road victory. Freshman Kevin Norris led the way with a 21-point, eight-rebound performance.

- Feb. 28, 1995 – A 76-68 overtime win over Pittsburgh was the Hurricanes’ ninth league victory of the season, assuring them of their first .500 league season and putting UM over the .500 mark (9-8) for the first time in BIG EAST play. The win also gave Miami at least a .500 overall season for the first time since the 1988-89 campaign.
- March 4, 1995 – A record UM crowd of 11,263 pours into Miami Arena to watch the Hurricanes take on fourth-ranked Connecticut in the regular-season finale. Miami, who lost a tough 75-67 decision, finished the season with a 9-9 record in BIG EAST play, establishing a new conference record for single-season improvement. Miami’s nine-win conference increase tied Louisiana Tech for the best conference improvement in the nation.
- March 6, 1995 – UM President Edward T. Foote II and Ryder System, Inc. Chairman, President and Chief Executive Officer M. Anthony Burns announce that Ryder System, Inc. has committed approximately \$9 million to the development of The RYDER Center, an on-campus multipurpose facility which will serve as the future home of UM basketball.
- March 9, 1995 – Head Coach Leonard Hamilton is named BIG EAST Conference Coach of the Year.
- March 15, 1995 – UM makes its first postseason appearance in 31 years with a National Invitation Tournament contest at Penn State.
- March 21, 1995 – Leonard Hamilton earns his second coach of the year honor as United Press International tabs Hamilton National Coach of the Year.
- June 28, 1995 – Constantin Popa becomes the 12th Hurricane to be chosen in the NBA Draft as the Los Angeles Clippers select him in the second round with the 53rd overall pick.

The Mid 90s: UM Moves Forward

- Feb. 10, 1996 – Steven Edwards became The BIG EAST Conference all-time leader in 3-point field goals made in league play (167) when he connected on a trey with 5:39 left against Boston College. Edwards finished his career with 178 3-point field goals in BIG EAST play.
- Feb. 20, 1996 – Steve Rich turned in one of the greatest individual performances in UM history, scoring a career-high 43 points and grabbing 13 rebounds as the Canes rallied from a 12-point second-half deficit to defeat St. John’s, 96-91, in double overtime at the Miami Arena. Rich, who had 22 points in the second half, sent the game into overtime with a six-foot jumper with 3.6 seconds left in regulation. Rich also sent the game into double-overtime when he hit a free throw with 36 seconds remaining in the first overtime. He put UM ahead to stay with a pair of free throws with 3:52 remaining in the second overtime.
- Jan. 11, 1997 – Kevin Norris hits two free throws with 0.8 seconds remaining to give Miami a 61-59 win against ninth-ranked Villanova. The win was the Hurricanes’ first road win against a ranked opponent.

1997-98: Miami Returns To NCAA Tournament

- Nov. 21, 1997 – Miami defeats 17th-ranked Charlotte,



MIAMI BASKETBALL HISTORY

89-72, at Miami Arena, marking the highest ranked non-conference opponent the Hurricanes have defeated since 1989.

- Dec. 22, 1997 – UM improves to 9-0, tying the school record for consecutive victories to open a season, with a 65-57 win at Memphis.
- Jan. 6, 1998 – Miami knocks off No. 8 Connecticut, marking the highest-ranked opponent UM has defeated in Miami Arena.
- Feb. 4, 1998 – Kevin Norris records one steal against Providence to move into first place on Miami's career steals list. Norris surpassed Jerome Scott, who recorded 187 steals from 1988-92.
- March 3, 1998 – Tim James is named to the All-BIG EAST First Team, becoming the first Hurricane to be named first-team all-conference.
- March 8, 1998 – Miami receives its first NCAA Tournament bid since 1960. The Hurricanes were seeded 11th in the South Region.
- March 13, 1998 – No. 6 seed UCLA defeats Miami, 65-62, in the opening round of the NCAA Tournament at the Georgia Dome in Atlanta. The game aired nationally on CBS and was Miami's first national appearance on network television since 1988.

1998-99: Miami's Breakthrough Season

- Jan. 18, 1999 – Miami debuts at No. 25 in the Associated Press Poll. The ranking marks the first for Miami by the AP since 1960.
- Jan. 20, 1999 – Miami plays No. 1 Connecticut in front of a school-record crowd of 15,147 at Miami Arena. John Salmons' 3-point attempt rolled in-and-out at the buzzer as UConn held on for a 70-68 overtime win.
- Feb. 8, 1999 – Miami knocks off No. 18 Syracuse, 76-63, marking the Canes' first win at the Carrier Dome.
- Feb. 20, 1999 – Miami defeats No. 2 Connecticut, 73-71, snapping the Huskies 16-game win streak at Gampel Pavilion. With the win, Miami becomes the first team in BIG EAST history to defeat Georgetown, St. John's, Syracuse and Connecticut on the road in the same season.
- Feb. 23, 1999 – Miami defeats Pittsburgh, 85-52, improving UM's record to 20-5 on the season. The 20-win season is the first for Miami since 1964-65.
- March 1, 1999 – Miami moves up to ninth in the AP poll, marking the Hurricanes' first top-10 ranking since March 1, 1960.
- March 1, 1999 – Tim James and Johnny Hemsley are both named to the All-BIG EAST First Team.
- March 2, 1999 – James is named BIG EAST Co-Player of the Year with Connecticut's Richard Hamilton, Hemsley is named the BIG EAST Most Improved Player and Leonard Hamilton is named the BIG EAST Coach of the Year for the second time of his career.
- March 7, 1999 – Miami receives its second-consecutive NCAA Tournament bid and is seeded No. 2 in the East Region – the highest seed in school history.
- March 8, 1999 – James is named to the All-America Third Team by the Associated Press, becoming the fourth Hurricane in school history to earn All-America honors.

- March 12, 1999 – Miami defeats Lafayette, 75-54, in its first-round game at the FleetCenter in Boston. The win marks the first NCAA Tournament victory in school history and ties the school record for wins in a season (23). Hemsley set a school record and tied the East Regional record by connecting on nine 3-pointers.
- March 14, 1999 – Miami's NCAA Tournament run ends with a 73-63 loss to Purdue.
- June 30, 1999 – James is selected by the Miami Heat with the 25th pick of the first round in the 1999 NBA Draft. James was the first Hurricane to be selected in the first round since 1965.

1999-2000: Hurricanes Beast of the BIG EAST

- Nov. 8, 1999 – Hurricanes debut at No. 25 in the preseason Associated Press poll, marking the first preseason AP ranking in UM history.
- Feb. 19, 2000 – UM defeats No. 18 Connecticut, 63-57, becoming the first school in BIG EAST history to win consecutive games at Gampel Pavilion in Storrs, Conn.
- March 5, 2000 – Miami defeats No. 18 St. John's, 74-70, in overtime to capture the BIG EAST regular-season championship.
- March 10, 2000 – Vernon Jennings hands out eight assists against St. John's to move into first place on UM's career assists list. Jennings would end his career with 520 assists.
- March 12, 2000 – UM receives its third consecutive NCAA Tournament bid, earning the No. 6 seed in the South Region.
- March 19, 2000 – Miami defeats No. 18 Ohio State, 75-62, in the second round of the NCAA Tournament to advance to the Sweet 16 for the first time in school history. The win is UM's 23rd of the season, tying the school record for wins in a season.
- March 24, 2000 – Tulsa defeats Miami, 80-71, in the South Regional semifinal to end the Hurricanes' season. Miami finished with a 23-11 record.
- April 4, 2000 – Miami ends the season ranked 23rd by the AP and No. 20 in the USA Today/ESPN poll.
- June 15, 2000 – Leonard Hamilton steps down as head coach to accept the head coaching job with the NBA's Washington Wizards.
- July 6, 2000 – After a nationwide search, Perry Clark, formerly of Tulane, is named the ninth head basketball coach at the University of Miami.

The Perry Clark Era Begins

- Nov. 18, 2000 – UM defeats Florida Atlantic, 76-59, marking Clark's first win at Miami. Darius Rice scores 26 points, establishing a UM freshman record for most points scored in a season opener.
- Dec. 9, 2000 – Rice scores a UM freshman record 35 points in the Hurricanes' 83-72 win over UCF.
- Jan. 10, 2001 – Rice establishes a UM freshman record with seven 3-pointers in an 85-74 loss at Virginia Tech. Rice scores 31 points, becoming the first freshman in UM history to record two 30-point games in a season.
- March 11, 2001 – Miami receives a bid to the National

MIAMI BASKETBALL HISTORY

Invitation Tournament. The postseason berth is the fifth straight for Miami and sixth in the last seven seasons.

2001-02: Miami's Record-Breaking Season

- Nov. 20, 2001 – Miami defeats Clemson, 67-65, in the championship game of the Virgin Islands Paradise Jam. The tournament championship is the Hurricanes' first since the 1988 Eastern Airlines Palm Beach Classic. John Salmons is named the tournament's MVP, while Darius Rice was named to the all-tournament team.
- Dec. 18, 2001 – Miami improves to 10-0 on the season, setting a school record for consecutive wins to open a season, following a 90-62 win against Florida A&M.
- Dec. 30, 2001 – Miami defeats St. Francis (Pa.), 71-48, concluding non-conference play at 13-0. The perfect non-conference record is the first in school history.
- Jan. 2, 2002 – Miami defeats No. 24 Georgetown, 79-71, tying the school-record for consecutive victories (14-0).
- Jan. 19, 2002 – The Hurricanes rally from a 13-point second-half deficit to defeat Providence, 102-96, in overtime. The 13-point second-half comeback tied the UM BIG EAST record.
- Feb. 4, 2002 – The Hurricanes reach a season-high national ranking of 12th by the Associated Press and 11th in the ESPN/USA TODAY Poll.
- March 4, 2002 – John Salmons and Darius Rice are named to the All-BIG EAST Second Team while James Jones earns third team honors.
- March 5, 2002 – Salmons receives the first BIG EAST Sportsmanship Award.
- March 7, 2002 – The Hurricanes establish a new school-record for wins in a season (24) with an 84-76 overtime win over Georgetown in the quarterfinals of the BIG EAST Tournament.
- March 10, 2002 – Miami receives a bid to the NCAA Tournament, earning the No. 5 seed in Albuquerque, N.M.
- March 14, 2002 – The season ends with a 93-80 loss to Missouri in the NCAA Tournament. The Canes end the season with a 24-8 record while setting season records in 3-point field goals (236), 3-point field goal attempts (684) and blocked shots (190).

2002-03: A New Home for Miami Basketball

- Jan. 4, 2003 – Miami christens the \$48 million Convocation Center with a thrilling 64-61 overtime win against North Carolina.
- Jan. 20, 2003 – Darius Rice scores a career-high 43 points, including a steal and three-point basket as time expires to knock off 11th-ranked Connecticut, 77-76, at the Convocation Center. The 43 points scored by Rice remains a record at the facility.
- March 6, 2003 – James Jones is named Second Team Verizon Academic All-America.
- June 26, 2003 – James Jones is selected in the second round of the NBA Draft by the Indiana Pacers.

2003-04: BIG EAST Era Comes to End

- Feb. 7, 2004 – Darius Rice starts his 109th game as a Hurricane, setting a new UM record. Rice would end his career with 113 career starts at Miami.
- Feb. 19, 2004 – Rice is named First Team All-District 6 by the NABC for the third-straight season, the first Hurricane to be named First Team All-District three times.
- March 6, 2004 – Rice scores 16 points against West Virginia in his final game as a Hurricane to finish with 1,865 points, fourth most in UM history. Miami ends the season with a 14-16 record.
- March 26, 2004 – Perry Clark is dismissed from his head coaching duties at the University of Miami.
- April 12, 2004 – Frank Haith is named the University of Miami's 11th head men's basketball coach.
- July 1, 2004 – The University of Miami officially becomes a member of the Atlantic Coast Conference.

2004-05: The ACC/Frank Haith Era Begins

- Nov. 20, 2004 – Miami defeats Wofford, 67-64, for Frank Haith's first victory at UM.
- Nov. 29, 2004 – Anthony King records the first triple-double in UM history with 11 points, 10 rebounds and an ACC-record 13 blocked shots against Florida Atlantic.
- Dec. 4, 2004 – The Hurricanes knock off 19th-ranked Florida, 72-65, in Gainesville, Fla., marking Miami's first win at UF since Jan. 10, 1963.
- Jan. 6, 2005 – Miami plays its first ACC game, falling 80-69 at Georgia Tech.
- Jan. 9, 2005 – Miami records its first ACC win, defeating NC State, 67-66, in front of a sellout crowd at the Convocation Center.
- Jan. 12, 2005 – The Hurricanes record their first ACC road win with a 91-80 victory at Virginia.
- March 13, 2005 – The Hurricanes receive a bid to the National Invitation Tournament.
- March 14, 2005 – Frank Haith is named NABC District 6 Coach of the Year – the first UM coach to earn District Coach of the Year honors.

2005-07

- Nov. 16, 2005 – The University of Miami and BankUnited enter into a 10-year agreement to rename the Convocation Center the BankUnited Center.
- Jan. 14, 2006 – Miami knocks off No. 20 North Carolina, 81-70, in Chapel Hill, N.C., marking the Hurricanes' first win at the Dean Smith Center.
- March 9, 2006 – The Hurricanes win their first ACC Tournament game, defeating Clemson, 66-63, in Greensboro, N.C.
- March 15, 2006 – Miami downs Oklahoma State, 62-59, in the opening round of the NIT at the BankUnited Center in the first postseason game hosted by the Hurricanes.
- June 28, 2006 – Guillermo Diaz is selected in the second round of the NBA Draft by the Los Angeles Clippers with the 52nd overall pick.
- March 5, 2007 – Jack McClinton, who concluded the 2006-07 regular season ranked first in the ACC in three



MIAMI BASKETBALL HISTORY

point percentage (.438), three-pointers made per game (2.93) and free throw percentage (.896), earns Third Team All-ACC honors.

2007-08: Canes Return to NCAA Tournament

- Nov. 18, 2007 – Miami uses a 64-58 win over Providence to claim the inaugural Puerto Rico Tip-Off Championship title. Junior Jack McClinton is named to the all-tournament team.
- Dec. 17, 2007 – After nine-straight wins, Miami jumps into the top 25 in a pair of national polls – No. 22 in both the USA TODAY/ESPN Coaches Poll and in the AP Poll. It is the program's first ranking since a No. 21 showing in both polls the week of March 10, 2002.
- Feb. 20, 2008 – Sophomore Dwayne Collins scores a career-high 26 points to lead Miami to a 96-95 win over No. 4/5 Duke at the BankUnited Center – UM's first win over the Blue Devils in 45 years.
- March 10, 2008 – Jack McClinton becomes the first Hurricane named to the All-ACC First Team. He also is the only first-team pick to also earn All-ACC Academic Team honors.
- March 16, 2008 – Miami earns the No. 7 seed in the NCAA Tournament in Little Rock, Ark.
- March 21, 2008 – Jack McClinton scores a career-high 38 points, including 32 in the second half, to lead Miami past Saint Mary's, 78-64, in NCAA first-round play.
- March 23, 2008 – Miami's season comes to a close with a 75-72 loss to second-seeded and seventh-ranked Texas in the NCAA's second round.

2008-11

- 2008 Preseason – Miami opened the season ranked among the nation's top 25 in both preseason polls for just the second time. The Hurricanes were No. 16 in the preseason USA TODAY/ESPN Top 25 Coaches' Poll – tying the highest preseason ranking in program history – and No. 17 in the preseason Associated Press Poll.
- Dec. 6, 2008 – Miami defeats Kentucky, 73-67, at Rupp Arena in front of 24,109 fans to mark the Canes' first win at Rupp Arena. UM's 20-point halftime lead (46-26) was the largest by an opponent at Rupp since 1980.
- Feb. 4, 2009 – Miami wins its second game of the season over a ranked opponent, routing No. 6/7 Wake Forest, 79-52, for the program's largest margin of victory (27 points) over a ranked opponent and its largest margin of victory in ACC play.
- March 9, 2009 – For the second-straight season, Jack McClinton is named First-Team All-ACC and is the only All-ACC honoree to also earn All-ACC Academic Team recognition. He closed his career as the ACC's all-time leader in 3-point field goal percentage (.440) and ranked second in career free-throw percentage (.900).
- March 18, 2009 – McClinton hits a career-high tying seven 3-pointers and scores 25 points to lead Miami to a 78-66 victory over Providence in the first round of the NIT, breaking his own school record for 3-pointers in a season. (He closed the season with 101 and his career with a UM-record 286 treys).
- March 2009 – The Hurricanes' new on-campus practice facility opens.

- April 2, 2009 – McClinton wins the men's three-point championship at the 21st Annual College Slam Dunk and Three-Point Championships in Detroit.
- June 26, 2009 – McClinton is selected by the San Antonio Spurs with the 51st pick in the second round of the 2009 NBA Draft.
- Nov. 22, 2009 – James Dews scores 22 points and tournament MVP Dwayne Collins adds 17 points and 15 rebounds to lead Miami past South Carolina, 85-70, in the championship game of the Charleston Classic.
- Feb. 17, 2010 – During halftime of the Canes' game versus Duke, UM paid tribute to three Hurricane greats with the institution of honored jerseys. Jack McClinton (2006-09), Don Curnutt (1967-70) and Dick Hickox (1958-61) had their jerseys raised to the rafters of the BankUnited Center, next to the retired jerseys of Rick Barry and Tim James.
- March 12, 2010 – 12th-seeded Miami continued its run in the ACC Tournament with a 70-65 victory over Virginia Tech. It marked the first time in program history that UM advanced to the tournament semifinals.
- May 6, 2010 – Former Hurricane Will Allen was selected as one of the world's 100 most influential people by TIME Magazine for work with his non-profit group Growing Power.
- June 25, 2010 – Dwayne Collins is selected by the Phoenix Suns with the 60th pick of the 2010 NBA Draft.
- April 4, 2011 – Frank Haith resigns from his post as head coach at the University of Miami.

2011-12 – Jim Larrañaga Era Begins

- April 22, 2011 – UM Director of Athletics Shawn Eichorst announces the hiring of Jim Larrañaga as the 12th head coach of the men's basketball program.
- September 22, 2011 – Larrañaga is inducted into the New York City Basketball Hall of Fame, in a ceremony held at the New York Athletic Club.
- Nov. 11, 2011 – Larrañaga earns his first victory as the head coach at Miami with a 69-58 win over Tennessee Tech at BankUnited Center.
- Jan. 18, 2012 – Larrañaga picks up his first ACC victory with a 76-73 win over Clemson.
- Feb. 5, 2012 – Miami upsets No. 7/5 Duke, 78-74 in overtime, for the Canes' first-ever win at Cameron Indoor Stadium. Reggie Johnson led the way with 27 points and 12 rebounds.
- March 3, 2012 – With a 77-56 win over Boston College, Miami earns its best finish and record ever in the ACC, tied for fourth with a 9-7 league mark.
- March 20, 2012 – Miami earns its 20th win of the season, rolling past Valparaiso, 66-50, in the first round of the NIT.
- March 30, 2012 – DeQuan Jones opened the 2012 Denny's Slam Dunk Contest with a perfect score of 40 from the on-site judges in the 24th Annual State Farm College Slam Dunk Championships.

2012-13: A Historic Season

- Jan. 4, 2013 – Jim Larrañaga earns his 500th career coaching victory in a win at Georgia Tech.

MIAMI BASKETBALL HISTORY



- Jan. 23, 2013 – Miami upsets No. 1 Duke, 90-63. It was both UM and Larrañaga's first win over a top-ranked team. UM was the first team to beat a No. 1 team by 20-plus points in the 21st century.
- Feb. 9, 2013 – Miami improves to 10-0 in conference play with an 87-61 victory over North Carolina in front of a sold-out home crowd. Miami is the first team to beat Duke and UNC by 25 points since the start of ACC play in 1953. Miami is also the first team to beat Duke and UNC by 20-plus points in the same season since Maryland in the 1974-75 season.
- Feb. 11, 2013 – Following the win over UNC, Miami soars to a No. 3/4 rank, receiving a record 17 first-place votes in the AP poll. The last time UM received No. 1 votes came on March 1, 1960, when the Canes tallied seven first-place votes and stood No. 8 in the poll.
- Feb. 18, 2013 – Miami earns a program-best No. 2 ranking in the the AP and USA TODAY Coaches polls.
- March 9, 2013 – With a win over Clemson, the Hurricanes clinch the ACC regular-season championship and the top seed in the ACC tournament. It marked the first outright conference title in school history.
- March 11, 2013 – Shane Larkin, Kenny Kadji and Durand Scott are selected as All-ACC performers by the Atlantic Coast Sports Media Association. Scott was selected the ACC's Defensive Player of the Year while Larkin was on the All-Defensive Team and Larrañaga was Coach of the Year.
- March 12, 2013 – The ACC coaches select Larrañaga Coach of the Year, Larkin Player of the Year and Scott Defensive Player of the Year. Larkin (1st), Kenny Kadji (2nd) and Scott (H.M.) each earned a spot on the inaugural Coaches All-ACC Basketball Team.
- March 17, 2013 – Miami claims its first ACC Tournament title with a sweep of Boston College, NC State and North Carolina in the Greensboro Coliseum. Miami became the first school since 1974 to win the ACC outright regular-season and tournament titles in the same season. Miami was the first ACC school outside of the state of North Carolina to do so. Shane Larkin was named the ACC Tournament MVP.
- March 17, 2013 – Miami earned the No. 2 seed in the East Region in the NCAA Tournament. Miami's No. 2 seed was tied for the highest in program history.
- March 22, 2013 – With a 78-49 win over 15-seed

Pacific in Austin, Texas, Miami records its largest margin of victory in an NCAA tourney game.

- March 24, 2013 – Miami downed 7-seed Illinois, 63-59, to advance to the Sweet 16 for only the second time in school history (2000). The win pushed the Hurricanes' single-season school-record total to 29.
- March 28, 2013 – Miami's season ends with a 71-61 loss to Marquette in the Sweet 16 in Washington, D.C.
- April 8, 2013 – Postseason awards roll in for the Hurricanes as Larrañaga was named AP, Naismith and USBWA Henry Iba National Coach of the Year. He was also USBWA District IV, NABC All-District II and Basketball Times South District Coach of the Year. Larkin was named the Lute Olson National Player of the Year and an All-American by the AP (second team), John Wooden, Sporting News (third team), NABC (second team), Lute Olson, Lefty Driesell (defensive) and ESPN (second team).
- April 18, 2013 – The State of Florida honors Larrañaga and the men's basketball team with two resolutions, recognizing April 18, 2013, as "University of Miami Hurricanes Men's Basketball Team Day" in Florida. Each resolution was read and presented on the full floor of the Florida House of Representatives and the state senate.
- June 27, 2013 – Larkin was selected with the 18th overall pick by the Atlanta Hawks in the NBA Draft.

2014-15

- Nov. 17, 2014 – Angel Rodriguez scores 24 points, including a falling-down 3-pointer with 16 seconds remaining, as Miami overcame a 15-point deficit to upset No. 8/7 Florida, 69-67.
- Nov. 23, 2014 – Miami defeats Charlotte, 77-58, to win its second Charleston Classic championship. Angel Rodriguez was named the classic's Most Valuable Player.
- Jan. 13, 2015 – Miami shot 67 percent after halftime to upset No. 4 Duke, 90-74, snapping the Blue Devils' 41-game homecourt winning streak.
- April 2, 2015 – Miami fell 66-64 in overtime to Stanford in the NIT Championship game in Madison Square Garden.

2015-18: Three Straight NCAA Tourney Appearances

- Nov. 22, 2015 – Angel Rodriguez scored 19 points and



MIAMI BASKETBALL HISTORY

Miami took down its second straight ranked opponent, beating No. 22 Butler, 85-75, for the Puerto Rico Tipoff championship. Rodriguez was named the tournament's most outstanding player.

- Nov. 25, 2015 – The Hurricanes' men's basketball season at the BankUnited Center sold out on a season-ticket basis. This marked the first time in Miami Athletics history any team sold out its season.

- Dec. 19, 2015 – The Canes' victory over Charleston marks the 100th win at UM for Jim Larrañaga.

Needing only 150 games, Larrañaga was the fastest to accomplish the feat in program history.

- Jan. 11, 2016 – Miami was ranked in the top 10 for the first time since the 2012-13 season – No. 8 by the AP and No. 9 in the USA TODAY Coaches Poll.

- March 6, 2016 – Larrañaga was voted the ACC Coach of the Year for the second time.

- March 7, 2016 – Larrañaga was voted the ACC Coach of the Year by the league's head coaches and the next day earned the US Basketball Writers Association District IV Coach of the Year honors.

- March 13, 2016 – Miami was selected for the NCAA Tournament for the first time since 2013 as the Canes received the No. 3 seed in the South Region.

- March 24, 2016 – Sheldon McClellan scored a game-high 26 points but Miami's season came to an end in a 92-69 loss to eventual national champion Villanova in the South Region semifinal.

- Oct. 11, 2016 – The Miami basketball facility started a \$1.7 million renovation that included upgrades to the locker rooms, student-athlete lounges, office spaces, weight room and practice facility hallways.

- Nov. 4, 2016 – Miami sold out its season ticket allotment at the Watsco Center for the second straight season.

- Dec. 28, 2016 – With a 78-67 win over Columbia, Miami earned its 1,000th program victory.

- Jan. 14, 2017 – Larrañaga won his 600th career game in a victory at Pittsburgh.

- March 17, 2017 – No. 9 seed Michigan State defeated No. 8 seed Miami in the first round of the NCAA Tournament at the BOK Center in Tulsa, Okla.

- Nov. 10, 2017 – Bruce Brown became just the sixth player in ACC history to record two career triple-doubles with his 10-point, 11-rebound, 10-assist outing against Gardner-Webb.

- Dec. 18, 2017 – The Miami men's basketball program sold out its season ticket allotment at the Watsco Center for the second consecutive season.

- March 11, 2018 – Miami earned a No. 6 seed in the South Region of the NCAA Tournament, matching a program record with its third straight NCAA berth.

- March 15, 2018 – UM's season concluded with a 22-10 record as 11th-seeded Loyola Chicago prevailed, 64-62, on a buzzer-beating 3-pointer.

- June 21, 2018 – Lonnie Walker and Bruce Brown were chosen in the NBA Draft, marking just the third time in program history that Miami had two players selected in the same draft.

Present

- June 20, 2019 – Dewan Hernandez was picked in the NBA Draft, giving the Hurricanes a draftee in three consecutive years. Miami joined Duke as the only ACC teams with at least one player selected each year from 2017 to 2019.



RECORDS

Team Game & Season Records	140
Team ACC Game Records	141-143
Team Records by Half	144-145
Individual Game/Half/ACC Records.....	146-151
Individual Season Records.....	152-157
Individual Career Records.....	158-162
Opponent Team Game/Half Records.....	163-166
Opponent Individual Game/Half Records	167-169
NCAA Tournament Records.....	170-172
Opponent NCAA Tournament Records.....	173-174
NIT Records	175-177
Opponent NIT Records	178-179
ACC Tournament Records	180-182
Opponent ACC Tournament Records.....	183-184
Year-by-Year Team Stats.....	185-187
1,000 Points Club	188-189
Annual Leaders.....	190-192
100-Point Games	193-194
Overtime Games	195
Watsco Center Records	196
Home Attendance Figures.....	197-198



TEAM RECORDS - GAME

Most Points Scored	148 vs. Rollins, 1965
Most Points Against	127 by UCLA, 1970
Other Top Scoring Games	144 vs. Rollins, 1963
	141 vs. Tampa, 1965
	136 vs. Tampa, 1965
	134 vs. Tampa, 1964
	128 vs. Rollins, 1965
	127 vs. Jacksonville, 1965
	127 vs. Rollins, 1964
	124 vs. Florida Southern, 1965
	121 vs. La Salle, 1964
	121 vs. Florida Southern, 1960
Most Points in Loss	113 vs. Oklahoma City, 1962
Largest Margin of Victory	69 vs. Rollins, 1965
Highest Total Score	255 (136-119) vs. Tampa, 1965
Most Players Scoring in a Game	14 vs. Florida A&M, 1995
Most Field Goals Made	60 vs. Rollins, 1965
Highest FG Pct.	.667 (24-36) vs. Coppin State, 1988
	.667 (32-48) vs. Bethune-Cookman, 1989
	.667 (30-45) vs. Birmingham Southern, 2005
3-Point FG Made	15 at Virginia Tech, 3/7/15
	15 vs. North Carolina, 2/9/13
	15 vs. South Carolina State, 12/12/09
	15 vs. Georgetown, 1993
3-Point FG Attempts	36 vs. Florida Gulf Coast, 2010
3-Point Field Goal Pct.	.875 (7-8) vs. UConn, 1992
Most Free Throws Made	46 vs. Tampa, 1956
Most FT Attempted	61 vs. Kentucky Wesleyan, 1957
Highest Free Throw Pct. (min. 15 FTA)	1.000 (18-18) vs. Maryland, 1965
	.970 (32-33) vs. Creighton, 1964
Most Rebounds	61 vs. Northeastern Illinois, 1995
Most Assists	29 vs. Florida Southern, 2008
	29 vs. Lehigh, 1991
Most Steals	21 vs. Savannah State, 2002
Most Blocked Shots (Game)	17 vs. Hartford, 1996
Most Blocked Shots (Half)	13 vs. Hartford (1st half), 1996
Most Turnovers	32 vs. Georgetown, 1996
Most Personal Fouls	36 vs. Tampa, 1962
Most Total Fouls (both teams)	73 vs. Tampa, 1965
Fewest Personal Fouls	5 vs. Rollins, 1962
Fewest Total Fouls (both teams)	13 vs. Rollins, 1962

MISCELLANEOUS

Most Consecutive Games with a Three-Point FGM	354, Dec. 18, 2001 - Dec. 22, 2012
--	------------------------------------

TEAM RECORDS - SEASON

Most Victories	29, 2012-13
Most Defeats	24, 1991-92
Longest Winning Streak	14, 1946-47, 2001-02, 2012-13
Longest Losing Streak	17, 1993-94
Most Games Over 100 Points	11, 1988-89
Opponent	10, 1988-89
Most Points	2,809, 1988-89
Opponent	2,778, 1988-89
Highest Scoring Average	98.4, 1964-65
Opponent	96.9, 1969-70
Most Rebounds	1,559, 1962-63
Opponent	1,398, 1959-60
Most Field Goals Made	1,024, 1988-89
Opponent	1,040, 1988-89
Most Field Goals Attempted	2,194, 1963-64
Opponent	2,138, 1967-68
Field Goal Percentage	.492 (1,024-2,083), 1988-89
Opponent	.488 (1,040-2,129), 1988-89
3-Point Field Goals Made	292, 2014-15
Opponent	260, 2018-19
3-Point FG Attempted	816, 2014-15
Opponent	744, 2018-19
3-Point Field Goal Pct	.385 (236-613), 2007-08
Opponent	.408 (151-370), 1986-87
Most Free Throws Made	663, 1959-60
Opponent	597, 1955-56
Most Free Throws Attempted	914, 1956-57
Opponent	909, 1955-56
Free Throw Percentage	.796 (642-807), 1964-65
Opponent	.739 (386-522), 2016-17
Most Assists	583, 1988-89
Opponent	516, 1988-89
Most Steals	287, 1988-89
Opponent	288, 1987-88
Most Blocked Shots	190, 2001-02
Opponent	144, 2000-01
Most Turnovers	575, 1998-99
Opponent	615, 1999-00
Most Personal Fouls	701, 1991-92
Opponent	678, 2007-08

GAME RECORDS - ACC GAMES ONLY

TEAM HIGHS

POINTS

96	Duke	2/20/08
95	Virginia	3/1/08
94	at Florida State.....	1/27/18
91	at North Carolina.....	2/27/18
91	at Virginia	1/12/05
90	Duke	1/13/15
90	Duke	1/23/13
90	Maryland	2/1/12
90	Florida State	3/3/07
90	Georgia Tech.....	12/3/06

FIELD GOALS MADE

35	Duke	2/20/08
35	Duke	1/19/05
34	at North Carolina.....	2/27/18
34	at Florida State.....	1/27/18
34	at NC State	1/21/18
34	Florida State	3/3/07
33	Duke	1/23/13
33	Virginia	3/1/08
32	at North Carolina.....	2/9/19
32	Georgia Tech.....	12/3/06
32	at Florida State	1/29/06
32	at Clemson.....	2/12/05
32	at Wake Forest	1/29/05

FIELD-GOAL ATTEMPTS

78	Duke	1/15/18
77	Duke	1/19/05
76	at Boston College	1/15/08
73	at NC State	2/29/12
73	Maryland	2/1/12
73	at Duke	2/19/06
73	at Georgia Tech.....	1/6/05

FIELD-GOAL PERCENTAGE

.638 (30-47)	at Florida State	2/13/13
.632 (24-38)	Virginia Tech	1/31/10
.587 (27-46)	at NC State.....	3/1/14
.582 (32-55)	at Clemson	2/12/05
.576 (34-59)	at NC State.....	1/21/18
.574 (35-61)	Duke	2/20/08

3-PT FIELD GOALS MADE

17	at Florida State.....	1/27/18
15	at Virginia Tech.....	3/7/15
15	North Carolina	2/9/13
14	at North Carolina.....	2/9/19
13	North Carolina	1/26/11

13	at Wake Forest	1/29/05
12	Virginia Tech.....	1/30/19
12	Boston College	3/3/12
12	Wake Forest	2/18/12
12	Maryland	3/2/11
12	Wake Forest	1/31/06
12	Maryland	1/7/06

3-PT FG ATTEMPTS

34	at Florida State.....	1/27/18
34	at Virginia Tech.....	2/15/14
34	at North Carolina	3/2/10
33	Virginia Tech.....	1/30/19
32	at Florida State	2/26/11
32	at Georgia Tech.....	3/4/09
31	at Wake Forest.....	2/26/19
31	at North Carolina	2/9/19
31	Syracuse.....	2/17/18
31	Wake Forest	2/18/12
31	at Maryland	1/31/09
31	Virginia Tech	1/25/09

3-PT FG PERCENTAGE, MIN. 7 MADE

.727 (8-11)	Louisville.....	2/27/16
.632 (12-19)	Maryland	1/7/06
.600 (15-25)	at Virginia Tech.....	3/7/15
.600 (9-15)	at Duke	2/7/09
.577 (15-26)	North Carolina	2/9/13
.571 (8-14)	at NC State.....	1/23/11

FREE THROWS MADE

31	Florida State.....	2/25/15
30	at Boston College.....	2/16/15
27	at Boston College	1/10/09
26	Wake Forest.....	2/7/18
26	at NC State	3/1/14
26	Georgia Tech.....	1/12/08
26	at North Carolina	1/14/06

FREE-THROW ATTEMPTS

38	Florida State.....	2/25/15
37	Wake Forest.....	2/7/18
37	at Boston College.....	2/16/15
35	at Virginia	1/12/05
34	Syracuse.....	1/2/16
34	Florida State	2/26/12
34	NC State	3/7/09
34	at North Carolina	1/14/06

FREE-THROW PCT, MIN. 15 MADE

.938 (15-16)	at NC State.....	1/30/16
.933 (14-15)	Boston College	1/15/11



GAME RECORDS - ACC GAMES ONLY

.917 (22-24)	Maryland	2/23/08
.909 (20-22)	at Virginia	2/20/17
.905 (19-21)	Virginia Tech	1/23/07
.900 (18-20)	North Carolina	2/12/06
.893 (25-28)	Boston College	3/5/08

REBOUNDS

55	at Maryland	1/10/07
53	Clemson	1/27/08
50	Virginia Tech	12/8/13
49	Louisville	1/24/18
49	Duke	1/23/13
48	at Duke	2/5/12
48	at Georgia Tech	3/4/09

ASSISTS

26	at NC State	1/21/18
24	Duke	1/25/16
21	Virginia Tech	2/18/15
21	Virginia	3/1/08
20	Georgia Tech	2/24/19
20	Wake Forest	2/18/12
19	Clemson	2/18/17
19	Florida State	1/27/13
19	Clemson	1/18/12

STEALS

15	at North Carolina	1/22/05
13	Duke	1/15/18
13	at North Carolina	3/2/10
12	Wake Forest	1/23/16
12	Syracuse	1/2/16
12	at Duke	1/13/15
12	Maryland	2/5/05

BLOCKED SHOTS

12	Notre Dame	1/12/17
9	Wake Forest	2/4/09
9	Florida State	1/15/05
8	at Pittsburgh	12/30/17
8	at Florida State	2/10/14
8	at Virginia Tech	1/30/13
8	Duke	1/23/13
8	at North Carolina	1/10/13
8	Clemson	1/27/08

TURNOVERS

28	Georgia Tech	2/3/11
22	Duke	2/17/10
22	Clemson	12/21/08
22	Duke	2/20/08
21	at Georgia Tech	3/6/11

FOULS

31	at Florida State	3/8/08
31	at Duke	2/2/08
27	Virginia Tech	1/23/07

TEAM LOWS

POINTS

40	at Virginia	2/26/14
44	at Syracuse	1/4/14
45	at Virginia Tech	2/15/14
45	at Clemson	2/17/13
46	at Virginia	2/2/19
46	Duke	1/22/14

FIELD GOALS MADE

12	at Virginia	2/26/14
15	at Virginia	2/20/17
15	at Virginia Tech	2/15/14
16	at Wake Forest	2/2/10
17	at Virginia	2/2/19
17	at Syracuse	1/4/14
17	Duke	1/22/14
17	NC State	2/8/14
17	Florida State	1/19/11
17	at Virginia	1/16/10
17	Florida State	2/6/08
17	at Boston College	2/16/06

FIELD-GOAL ATTEMPTS

38	Georgia Tech	2/15/17
38	Virginia Tech	1/31/10
39	Clemson	2/20/11
40	at Syracuse	1/04/14
40	Georgia Tech	2/3/11

FIELD GOAL PERCENTAGE

.259 (15-58)	at Virginia Tech	2/15/14
.261 (12-46)	at Virginia	2/26/14
.296 (16-54)	at Wake Forest	2/2/10
.309 (17-55)	Florida State	2/6/08
.311 (19-61)	at Maryland	1/10/07

3-PT FIELD GOALS MADE

0	at Virginia	2/26/14
1	Duke	2/25/17
1	Virginia	2/19/13
1	at Duke	2/19/06
2	at Boston College	1/20/16
2	Duke	1/22/14
2	at Clemson	3/4/14
2	NC State	1/22/12



GAME RECORDS - ACC GAMES ONLY

2	Georgia Tech.....	1/12/08
2	at Boston College	1/16/07

3-PT FG ATTEMPTS

7	Virginia	2/19/13
8	Duke	2/25/17
8	at Florida State	2/13/13
10	at Boston College.....	1/20/16
10	Duke	1/22/14
10	at NC State	3/1/14

3-PT FG PERCENTAGE

.000 (0-12)	at Virginia	2/26/14
.091 (1-11)	at Duke	2/19/06
.100 (2-20)	NC State.....	1/22/12
.105 (2-19)	Georgia Tech	1/12/08
.120 (3-25)	Syracuse	1/2/16

FREE THROWS MADE

2	at Syracuse	1/4/17
2	at Pittsburgh.....	1/14/17
2	Florida State.....	1/15/14
2	at Clemson.....	3/4/14
2	Wake Forest	2/18/12
2	North Carolina	2/15/09

FREE-THROW ATTEMPTS

2	North Carolina	2/15/09
3	at Pittsburgh.....	2/14/17
3	at Georgia Tech.....	1/24/12
3	Wake Forest	2/18/12
3	Boston College	2/7/07

FREE-THROW PCT, MIN. 10 ATT.

.200 (2-10)	at Syracuse	1/4/17
.385 (5-13)	Maryland	1/13/13
.412 (7-17)	at Clemson	2/13/10
.417 (5-12)	at Clemson	2/28/07
.444 (12-27)	Clemson	12/21/08

REBOUNDS

16	Duke	1/14/07
21	at Boston College	12/6/09
22	at Florida State.....	2/1/15
22	at Florida State	2/13/13
22	North Carolina	2/12/06

ASSISTS

3	at Virginia	2/26/14
4	at Georgia Tech.....	1/18/14
5	at Clemson.....	1/13/18
5	Florida State.....	2/1/17
5	at Virginia	1/7/12
5	at Maryland	2/21/12
5	at Maryland	1/26/10

STEALS

0	at Virginia	1/24/06
1	Syracuse.....	1/25/14
1	at Duke	3/2/13
1	Virginia Tech	1/25/09
1	at Clemson.....	2/27/08
1	at Virginia	2/3/07

BLOCKED SHOTS

0	13 times, last vs. Pittsburgh	3/5/19
---	-------------------------------------	--------

TURNOVERS

3	at Virginia Tech.....	2/15/14
3	Boston College.....	2/22/14
4	Florida State.....	1/15/14
5	Boston College.....	1/10/15
5	Syracuse	1/25/14
5	at Clemson.....	3/4/14
5	at Boston College	1/29/12
5	NC State	3/7/09
5	Wake Forest	1/31/06

FOULS

6	Georgia Tech.....	2/15/17
7	Virginia	2/22/16
7	North Carolina	2/9/13
7	Virginia Tech	2/9/12
8	at Syracuse	1/24/19



TEAM RECORDS BY HALF (SINCE 2004-05)

POINTS

61	Nova Southeastern (1st).....	11/16/09
60	Virginia (2nd).....	3/1/08
60	Lafayette (1st).....	11/25/06

FIELD GOALS MADE

23	Stephen F. Austin (1st).....	11/13/18
23	Ole Miss (1st).....	11/30/10
22	Florida Southern (1st).....	11/9/07
22	Lafayette (1st).....	11/25/06
21	at NC State (2nd).....	11/9/12
21	Gardner-Webb (2nd).....	11/10/17
21	Stetson (2nd).....	11/9/12
21	at Clemson (2nd).....	2/12/05

FIELD-GOAL ATTEMPTS

46	Florida Southern (2nd).....	11/15/08
45	at Duke (1st).....	2/19/06
44	Florida Southern (2nd).....	11/09/07

FIELD-GOAL PERCENTAGE, MIN. 12 MADE

.739 (17-23)	at Florida State (1st).....	2/13/13
.720 (18-25)	vs. Middle Tenn. (2nd).....	12/25/17
.706 (12-17)	vs. Florida Atlantic (2nd).....	12/17/11
.700 (14-20)	Virginia Tech (1st).....	1/31/10
.696 (16-23)	at Hawaii (2nd).....	12/22/17
.696 (16-23)	vs. Boston College (2nd).....	3/15/13

3-PT FIELD GOALS MADE

12	Nova Southeastern (1st).....	11/16/09
10	at North Carolina (2nd).....	2/9/19
10	at Virginia Tech (1st).....	3/7/15
10	North Carolina (1st).....	2/9/13
10	at Florida Gulf Coast (1st).....	11/27/10
10	at Wake Forest (1st).....	1/29/05

3-PT FG ATTEMPTS

23	at Maryland (2nd).....	1/31/09
21	Lehigh (1st).....	11/9/18
20	Virginia Tech (2nd).....	1/30/19
20	at FGCU (1st).....	11/27/10
20	at North Carolina (2nd).....	3/2/10
20	at Georgia Tech (2nd).....	3/4/09

3-PT FG PERCENTAGE, MIN. 7 MADE

.909 (10-11)	at Wake Forest (1st).....	1/29/05
.778 (7-9)	at Charlotte (2nd).....	11/25/14
.778 (7-9)	North Florida (1st).....	12/20/07
.778 (7-9)	Florida Southern (1st).....	11/9/07

FREE THROWS MADE

23	at Richmond (2nd).....	3/24/15
23	Florida State (2nd).....	2/25/15
23	NC State (2nd).....	3/7/09
22	Alabama State (2nd).....	11/28/07

FREE-THROW ATTEMPTS

32	NC State (2nd).....	3/7/09
29	Wake Forest (2nd).....	2/7/18

29	Alabama State (2nd).....	11/28/07
28	at Richmond (2nd).....	3/24/15
28	Florida State (2nd).....	2/25/15
28	at Florida State (2nd).....	2/10/14

FREE-THROW PERCENTAGE, MIN. 10 MADE

1.000 (16-16)	at Wake Forest (2nd).....	2/9/11
1.000 (16-16)	vs. Wofford (2nd).....	12/3/17
1.000 (13-13)	Tennessee Tech (2nd).....	12/23/04
1.000 (12-12)	Illinois (2nd).....	12/2/14
1.000 (10-10)	at North Carolina (2nd).....	2/27/18
1.000 (10-10)	Notre Dame (2nd).....	2/19/14
1.000 (10-10)	Lafayette (2nd).....	11/25/06
1.000 (10-10)	North Carolina (1st).....	2/12/06

REBOUNDS

33	at Maryland (1st).....	1/10/07
32	NC Central (2nd).....	1/3/09
31	Wofford (1st).....	11/20/04
31	Florida Southern (2nd).....	11/15/08

ASSISTS

17	Nova Southeastern (1st).....	11/16/09
16	at NC State (2nd).....	1/21/18
16	Lafayette (1st).....	11/25/06
16	Alcorn State (1st).....	11/14/06
15	Penn (2nd).....	1/2/08
15	Florida Southern (1st).....	11/9/07

STEALS

10	at Boston College (1st).....	1/20/16
10	at North Carolina (2nd).....	1/22/05
9	vs. North Carolina (1st).....	3/11/11
9	USC Upstate (1st).....	11/28/09
9	Penn (1st).....	1/2/08

BLOCKED SHOTS

10	Florida Atlantic (1st).....	11/29/04
9	Charlotte (1st).....	12/14/12
8	vs. VCU (2nd).....	11/16/07
7	at Pitt (1st).....	12/30/17
7	Notre Dame (1st).....	1/12/17
7	Northeastern (2nd).....	11/27/15
7	FIU (2nd).....	12/12/08
7	South Carolina State (1st).....	11/23/04

TURNOVERS

16	Georgia Tech (2nd).....	2/3/11
16	Clemson (1st).....	12/21/08
14	at Georgia Tech (2nd).....	3/6/11
14	at Maryland (1st).....	1/26/10

FOULS

24	vs. UCF (2nd).....	12/18/10
18	Virginia (2nd).....	3/1/08
18	at Clemson (2nd).....	2/27/08
18	Virginia Tech (2nd).....	1/23/07
18	at Maryland (2nd).....	1/10/07



TEAM LOWS BY HALF (SINCE 2004-05)

POINTS

15	at Virginia Tech (1st)	2/15/14
16	vs. Virginia (1st)	2/13/18
16	vs. Marquette (1st)	3/28/13
16	at Florida State (1st)	2/26/11
17	Syracuse (1st)	1/2/16
17	at Virginia (1st)	1/7/12

FIELD GOALS MADE

4	at Virginia (2nd)	2/26/14
4	FGCU (2nd)	11/22/11
5	Syracuse (1st)	1/2/16
5	at Virginia Tech (1st)	2/15/14
5	at Florida State (1st)	2/26/11
5	at Virginia (1st)	1/16/10

FIELD-GOAL ATTEMPTS

14	NC Central (2nd)	3/17/15
15	Georgia Tech (2nd)	2/15/17
15	Jacksonville (1st)	11/16/12

FIELD-GOAL PERCENTAGE

.167 (4-24)	FGCU (2nd)	11/22/11
.172 (5-29)	at Florida State (1st)	2/26/11
.185 (5-27)	at Virginia Tech (1st)	2/15/14
.190 (4-21)	at Virginia (2nd)	2/26/14
.192 (5-26)	Syracuse (1st)	1/2/16

3-PT FIELD GOALS MADE

0	Numerous times	
	Last at George Wash. (2nd)	12/16/17

3-PT FG ATTEMPTS

1	Duke (2nd)	2/25/17
1	at Florida State (1st)	2/13/13
2	at Maryland (2nd)	2/21/12
2	at FIU (2nd)	12/8/07

3-PT FG PERCENTAGE, MIN. 8 ATT.

.000 (0-11)	Syracuse (1st)	1/2/16
.000 (0-10)	at Rutgers (2nd)	11/21/10
.000 (0-9)	Minnesota (1st)	3/19/12
.000 (0-9)	North Carolina A&T (2nd)	11/22/05
.000 (0-8)	at George Washington (2nd)	12/16/17
.000 (0-8)	at Richmond (1st)	3/24/15

FREE THROWS MADE

0	Numerous times	
	Last vs. Virginia Tech (1st)	3/13/19

FREE-THROW ATTEMPTS

0	Numerous times	
	Last at Boston College (1st)	2/17/19

FREE-THROW PERCENTAGE, MIN. 11 ATT.

.273 (3-11)	FGCU (2nd)	11/25/09
.273 (3-11)	Clemson (1st)	12/21/08
.308 (4-13)	Florida A&M (2nd)	11/16/17
.333 (4-12)	vs. South Carolina (1st)	11/22/09
.400 (6-15)	at Clemson (2nd)	2/13/10
.417 (5-12)	FIU (2nd)	12/12/08
.417 (5-12)	Florida Southern (2nd)	11/9/07

REBOUNDS

6	vs. Florida Atlantic (2nd)	12/17/11
8	at Penn (1st)	12/4/18
8	vs. Middle Tennessee (2nd)	12/25/17
8	at Boston College (2nd)	2/16/15
8	vs. Arizona (1st)	12/23/12
8	at Florida State (1st)	2/6/10
8	Duke (2nd)	1/14/07
8	Duke (1st)	1/14/07

ASSISTS

1	Numerous times	
	Last at Virginia (1st)	2/2/19

STEALS

0	Numerous times	
	Last at Louisville (2nd)	1/6/19

BLOCKED SHOTS

0	Numerous times	
	Last vs. Virginia Tech (2nd)	3/13/19

TURNOVERS

0	Stephen F. Austin (1st)	11/13/18
0	at Virginia Tech (1st)	2/15/14
1	vs. Virginia Tech (2nd)	3/13/19
1	at Virginia Tech (2nd)	3/8/19
1	Syracuse (2nd)	2/17/18
1	vs. Virginia Tech (2nd)	3/11/15
1	at Syracuse (2nd)	1/24/15
1	Florida State (2nd)	1/15/14
1	Boston College (1st)	2/22/14
1	at Boston College (2nd)	1/16/13
1	at NC State (2nd)	2/2/13
1	Rutgers (2nd)	11/15/11
1	at Virginia (2nd)	1/16/10
1	Boston College (2nd)	3/5/08

FOULS

1	Virginia Tech (1st)	2/9/12
2	at NC State (1st)	2/4/17
2	Georgia Tech (1st)	2/15/17
2	Florida State (1st)	2/1/17
2	Virginia (1st)	2/22/16
2	vs. Illinois (1st)	3/24/13
2	at Florida State (1st)	2/11/12
2	at Georgia Tech (1st)	3/8/12
2	Valparaiso (1st)	3/14/12
2	Tennessee Tech (1st)	12/23/04



INDIVIDUAL RECORDS - GAME

POINTS SCORED, GAME

1. Rick Barry vs. Rollins, 2/23/65	59
2. Rick Barry vs. Tampa, 2/9/65	55
3. Rick Barry vs. Florida Southern, 2/5/65	54
4. Rick Barry vs. Jacksonville, 1964	52
5. Rick Barry vs. Tampa, 1965	51
Rick Barry vs. Oklahoma City, 1/30/65	51
7. Rick Barry vs. Houston, 2/20/65	50
Rick Barry vs. Rollins, 1/28/64	50
9. Mike McCoy vs. Rollins, 1963	48
10. Sy Chadroff vs. Rollins, 2/14/52	47

FIELD GOALS MADE, GAME

1. Rick Barry vs. Houston, 2/20/65	21
2. Rick Barry vs. Rollins, 1/23/65	20
Rick Barry vs. Rollins, 2/23/65	20
Mike McCoy vs. Rollins, 1963	20
5. Rick Barry vs. Oklahoma City, 1/30/65	19
Mike Wittman vs. Oklahoma City, 1/30/65	19
Rick Barry vs. Rollins, 1/28/64	19
Rick Barry vs. Jacksonville, 1964	19
9. Steve Rich vs. St. John's, 2/20/96	18
Wayne Beckner vs. Tampa, 1965	18
Rick Barry vs. Yale, 12/28/65	18
John Dampier vs. Army, 12/27/63	18
Sy Chadroff vs. Rollins, 1952	18

FIELD GOALS ATTEMPTS, GAME (Since 1985-86)

1. Johnny Hemsley vs. North Carolina, 12/18/99	30
2. Darius Rice vs. Connecticut, 1/20/03	27
3. Jack McClinton at Boston College, 1/15/08	26
4. Joe Wylie vs. George Mason, 11/23/90	26
5. Jack McClinton vs. North Carolina, 2/15/09	25
6. Steve Rich vs. St. John's, 2/20/96	25
7. Dennis Burns vs. Dayton, 3/08/88	25
8. Robert Hite vs. Florida Atlantic, 11/29/04	24
Joe Wylie vs. South Florida, 2/25/91	24
Dennis Burns vs. New Mexico, 2/1/89	24
Dennis Burns vs. Oral Roberts, 2/25/89	24

FIELD GOAL PERCENTAGE, GAME (Since 1985-86)

1. Ebuka Izundu at Virginia Tech, 3/8/19 (8-8)	1.000
Raymond Hicks vs. NC A&T, 12/23/07 (7-7)	1.000
3. Sheldon McClellan, vs. S. Ala., 11/28/14 (6-6) .	1.000
Alex Fraser vs. Providence, 1/15/97 (6-6)	1.000
Alex Fraser vs. Syracuse, 1/3/96 (6-6)	1.000
Jamal Johnson vs. FAMU, 12/4/93 (6-6)	1.000
7. Eric Brown vs. Alabama State, 12/21/87 (15-16) .	.937
8. Eric Brown vs. Bethune-Cookman, 12/5/88 (12-13) .	.923
9. Tim James vs. Memphis, 12/22/97 (11-12)917
Trevor Burton vs. Maine, 11/29/91 (11-12)917

3-POINT FIELD GOALS MADE, GAME

1. Johnny Hemsley vs. Lafayette, 3/12/99	9
2. Samarr Logan vs. Boston College, 12/29/89	8
3. Davon Reed at NC State, 2/4/17	7
Jack McClinton at Providence, 3/18/09	7
Jack McClinton vs. North Carolina, 2/15/09	7
Jack McClinton vs. Virginia, 3/1/08	7
Robert Hite vs. Wake Forest, 1/31/06	7
Robert Hite vs. FIU, 12/7/04	7
Darius Rice vs. Connecticut, 1/20/03	7
Darius Rice vs. Virginia Tech, 2/6/01	7

3-POINT FIELD GOALS ATTEMPTED, GAME

1. Darius Rice vs. Virginia Tech, 2/6/01	15
2. Jack McClinton at Providence, 3/18/09	14
Jack McClinton at Georgia Tech, 2/17/08	14
Marcus Barnes vs. Connecticut, 1/20/01	14
5. Darius Rice vs. Florida State, 12/14/03	13
Steven Edwards vs. Boston College, 2/10/96	13
Steven Edwards vs. Robert Morris, 11/30/94	13
19 occasions	12

3-POINT FG PERCENTAGE, GAME, MIN 4 ATT.

1. James Palmer at Virginia Tech, 3/7/15 (5-5)	1.000
Malcolm Grant vs. NC State, 1/23/11 (5-5)	1.000
Robert Hite vs. Virginia Tech, 1/17/04 (5-5)	1.000
Trevor Burton vs. Georgetown, 12/7/93 (5-5)	1.000
Samarr Logan vs. Davidson, 2/10/90 (5-5)	1.000
Levertis Williams vs. FIU, 3/12/88 (5-5)	1.000
7. Anthony Lawrence II vs. Notre Dame, 2/3/16 (4-4) .	1.000
Shane Larkin at Purdue, 11/29/11 (4-4)	1.000
Jack McClinton vs. Ohio State, 12/8/09 (4-4)	1.000
Anthony Harris vs. Maryland, 1/7/06 (4-4)	1.000
Jerome Scott vs. Pittsburgh, 2/4/92 (4-4)	1.000
Joel Warren vs. Marist, 2/1/88 (4-4)	1.000

FREE THROWS MADE, GAME


1. Rick Barry vs. Florida Southern, 2/5/65	22
Ron Godfrey vs. Oklahoma City, 1/29/60	22
3. Rick Barry vs. Rollins, 2/23/65	19
Rick Barry vs. St. Joseph's (Pa.), 3/12/64	19
5. Rick Barry vs. St. Mary's, 1965	17
Rick Barry vs. Tampa, 1965	17
Rick Barry vs. San Francisco, 1964	17
Joe Munley vs. Ky.-Wesleyan, 1/26/57	17
9. Durand Scott vs. UMass, 12/3/11	16
Jack McClinton vs. NC State, 3/7/09	16
Dick Hickox vs. Stetson, 1959	16

Note: 3-point FGs were adopted in 1986-87

INDIVIDUAL RECORDS - GAME



Johnny Hemsley



Vernon Jennings

FREE THROWS ATTEMPTED, GAME (Since 1985-86)

1. Eric Brown vs. Brigham Young, 2/4/89	19
2. Durand Scott vs. UMass, 12/3/11	18
3. Eric Brown vs. Marquette, 1/28/89	17
Eric Brown vs. Tennessee Tech, 2/8/89	17
Eric Brown vs. Providence, 1/20/87	17
6. Jack McClinton vs. NC State, 3/7/09	16
Dwayne Collins vs. Florida Atlantic, 1/5/09	16
Robert Hite vs. North Carolina, 2/12/06	16
Clifton Clark vs. Florida Atlantic, 11/29/04	16
John Salmons vs. West Virginia, 2/28/01	16
Steven Edwards vs. St. John's, 2/13/95	16
Hammie Ward at Tennessee, 12/1/91	16
Eric Brown vs. Virginia Commonwealth, 2/22/88	16
Eric Brown vs. Bethune-Cookman, 12/5/88	16

FREE THROW PERCENTAGE, GAME (Since 1985-86)

1. Jack McClinton vs. NC State, 3/7/09 (16-16) ..	1.000
2. Chris Lykes vs. Wake Forest, 1/12/19 (14-14) ..	1.000
Jack McClinton vs. St. Mary's, 3/21/08 (11-11) ..	1.000
4. Durand Scott vs. FAU, 3/16/11 (10-10)	1.000
Lance Hurdle vs. Boston Coll., 3/5/08 (10-10) ..	1.000
Jack McClinton vs. Ga. Tech, 12/3/06 (10-10) ..	1.000
Guillermo Diaz vs. Virginia, 3/10/05 (10-10)	1.000
Robert Hite vs. Rutgers, 1/21/04 (10-10)	1.000
Johnny Hemsley vs. Ga. St., 12/12/97 (10-10) ..	1.000
Kevin Norris vs. Buffalo, 11/22/96 (10-10)	1.000
Steve Edwards vs. Villanova, 3/6/93 (10-10)	1.000
Joe Wylie vs. West Virginia, 1/5/91 (10-10)	1.000
Lemuel Howard vs. Duquesne, 11/28/87 (10-10) ..	1.000

REBOUNDS, GAME

1. Rick Barry vs. Oklahoma City, 1/30/65	29
2. Wayne Canaday vs. Bucknell, 1/4/69	28
3. Rick Barry vs. Rollins, 1965	27
Harry Manushaw vs. Florida State, 2/28/59	27
5. Harry Manushaw vs. Morehead St., 2/23/59	26
6. Rusty Parker vs. Florida State, 3/1/68	25
Rick Barry vs. Cornell, 12/27/62	25
8. Rick Barry vs. Houston, 2/20/65	24
Rick Barry vs. Tampa, 1965	24
Wayne Beckner vs. Rollins, 1963	24
Harry Manushaw vs. Toronto, 1959	24

ASSISTS, GAME*

1. Michael Gardner vs. Pittsburgh, 1/23/93	14
2. John Salmons vs. Notre Dame, 2/23/02	13
Bryan Hughes vs. The Citadel, 11/22/85	13
4. Vernon Jennings vs. Bethune-Cookman, 11/30/99 ..	12
Vernon Jennings vs. Pittsburgh, 2/23/99	12
Thomas Hocker vs. Florida State, 1/18/90	12
Thomas Hocker vs. Tulane, 3/3/90	12
8. Angel Rodriguez vs. Duke, 1/25/16	11
John Salmons vs. St. John's, 2/13/02	11
Vernon Jennings vs. Notre Dame, 2/26/00	11
Vernon Jennings vs. Syracuse, 1999	11
Kevin Norris vs. Florida Atlantic, 11/16/97	11
Michael Gardner vs. Syracuse, 2/6/93	11
Jerome Scott vs. St. Joseph's (Pa.), 2/6/91	11
Kevin Presto vs. Alabama State, 12/21/87	11

STEALS, GAME*

1. Jerome Scott vs. FIU, 3/4/91	9
2. Vernon Jennings vs. West Virginia, 1/5/00	7
16 occasions	6

BLOCKED SHOTS, GAME*

1. Anthony King vs. Florida Atlantic, 11/29/04	13
2. James Jones vs. FIU, 12/3/01	8
Tim James vs. West Virginia, 2/6/96	8
Constantin Popa vs. Florida Atlantic, 12/19/92	8
5. Anthony King vs. Marist, 11/15/07	7
James Jones vs. North Carolina, 1/4/03	7
James Jones vs. Florida Atlantic, 11/18/00	7
Constantin Popa vs. St. John's, 2/13/95	7
Constantin Popa vs. Beth.-Cookman, 1993	7
Tito Horford vs. South Carolina, 12/5/87	7

TRIPLE-DOUBLES

1. Bruce Brown vs. Gardner-Webb	11/10/17
10 points, 11 rebounds, 10 assists	
Bruce Brown vs. South Carolina State	12/6/16
11 points, 11 rebounds, 10 assists	
2. Anthony King vs. Florida Atlantic	11/29/04
13 blocked shots, 11 points, 10 rebounds	

* Statistic not kept until the 1985-86 season



INDIVIDUAL RECORDS BY HALF (SINCE 2004-05)

POINTS SCORED

32	Jack McClinton vs. Saint Mary's (2nd).....	3/21/08
28	Robert Hite vs. Florida Atlantic (2nd).....	11/29/04
26	Jack McClinton vs. Virginia (2nd).....	3/1/08
24	Guillermo Diaz at North Carolina (2nd).....	1/22/05
23	Kenny Kadij vs. UNCG (1st).....	1/2/12
23	Jack McClinton vs. North Carolina (2nd).....	2/15/09
23	Jack McClinton vs. Winthrop (2nd).....	12/29/07
23	Jack McClinton vs. VCU (2nd).....	11/16/07

FIELD GOALS MADE

11	Robert Hite vs. Florida Atlantic (2nd).....	11/29/04
9	Jack McClinton vs. Saint Mary's (2nd).....	3/21/08
9	Guillermo Diaz at North Carolina (2nd).....	1/22/05
8	Jack McClinton vs. North Carolina (2nd).....	2/15/09
8	Jack McClinton vs. Virginia (2nd).....	3/1/08
8	Jack McClinton at NC State (2nd).....	1/19/08
8	Anthony Harris at Massachusetts (2nd).....	1/02/07

FIELD-GOAL ATTEMPTS

18	Jack McClinton at Boston College (2nd).....	1/15/08
15	Jack McClinton at Clemson (2nd).....	2/27/08
14	Guillermo Diaz vs. Duke (2nd).....	1/19/05
14	Robert Hite vs. Florida Atlantic (2nd).....	11/29/04
13	Chris Lykes at North Carolina (2nd).....	2/9/19
13	Anthony Lawrence II vs. Seton Hall (2nd).....	11/25/18
13	Jack McClinton at Providence College (2nd).....	3/18/09
13	Jack McClinton vs. North Carolina (2nd).....	2/15/09
13	Jack McClinton vs. Saint Mary's (2nd).....	3/21/08
13	Guillermo Diaz at North Carolina (2nd).....	1/22/05

FG PCT, MIN. 7 MADE

1.000 (7-7)	Angel Rodriguez vs. Wichita St. (1st)....	3/19/16
1.000 (7-7)	Sheldon McClellan vs. Florida St. (2nd)....	1/9/16
1.000 (7-7)	Sheldon McClellan vs. Utah (2nd).....	11/20/15
1.000 (7-7)	Reggie Johnson at Duke (2nd).....	1/2/11
.875 (7-8)	Dwayne Collins at Boston Coll. (2nd)....	1/16/07
.875 (7-8)	Brian Asbury vs. Alcorn State (1st).....	11/14/06
.875 (7-8)	Anthony King vs. FIU (1st).....	11/11/06

3-POINT FG MADE

5	Chris Lykes at Wake Forest (1st).....	2/26/19
5	DJ Vasiljevic vs. Clemson (2nd).....	2/13/19
5	Angel Rodriguez at Florida (2nd).....	11/17/14
5	Malcolm Grant vs. Rice (2nd).....	12/22/10
5	Malcolm Grant at Florida Gulf Coast(1st).....	11/27/10
5	Jack McClinton vs. North Carolina (2nd).....	2/15/09
5	Jack McClinton vs. Virginia (2nd).....	3/1/08
5	Jack McClinton at Georgia Tech (2nd).....	2/17/08
5	Jack McClinton vs. VCU (2nd).....	11/16/07
5	Jack McClinton at Wake Forest (2nd).....	2/17/07
5	Robert Hite at FIU (2nd).....	12/7/04
5	Robert Hite vs. Wake Forest (2nd).....	1/31/06

3-POINT FG ATTEMPTS

9	Jack McClinton at Georgia Tech (2nd).....	2/17/08
9	Jack McClinton at Wake Forest (2nd).....	2/17/07
8	DJ Vasiljevic vs. Georgia Tech (2nd).....	2/23/19
8	Chris Lykes at North Carolina (2nd).....	2/9/19
8	Rion Brown vs. NC State (2nd).....	2/8/14
8	Jack McClinton at Providence College (2nd).....	3/18/09

3-PT FG PCT MIN. 4 MADE

1.000 (4-4)	Manu Lecomte at Virginia Tech (1st).....	3/7/15
-------------	--	--------

1.000 (4-4)	Rion Brown vs. Boston College (2nd) ...	2/5/13
1.000 (4-4)	Shane Larkin at Purdue (2nd).....	11/29/11
1.000 (4-4)	James Dews vs. Boston College (1st).....	2/21/09
1.000 (4-4)	Jack McClinton vs. Ohio State (1st).....	12/2/08
1.000 (4-4)	Guillermo Diaz at Wake Forest (1st)....	1/29/05
1.000 (4-4)	Robert Hite vs. NC A&T (1st).....	11/22/05

FREE THROWS MADE

14	Chris Lykes vs. Wake Forest (2nd).....	1/12/19
14	Jack McClinton vs. NC State (2nd).....	3/7/09
11	Jack McClinton vs. Saint Mary's (2nd).....	3/21/08
10	Manu Lecomte vs. NC Central (2nd).....	3/17/15
10	Durand Scott vs. Florida Atlantic (2nd).....	3/16/11
10	Dwayne Collins vs. Florida Atlantic (2nd).....	1/5/09
10	Lance Hurdle vs. Boston College (2nd).....	3/5/08
10	Anthony King vs. Duke (2nd).....	3/10/06

FREE-THROW ATTEMPTS

14	Chris Lykes vs. Wake Forest (2nd).....	1/12/19
14	Jack McClinton vs. NC State (2nd).....	3/7/09
12	Davon Reed vs. Alabama (2nd).....	3/21/15
12	Kenny Kadij vs. UNCG (1st).....	1/2/12
12	Dwayne Collins vs. Florida Atlantic (2nd).....	1/5/09
12	Anthony King vs. Duke (2nd).....	3/10/06

FT PCT, MIN. 9 MADE

1.000 (14-14)	Chris Lykes vs. Wake Forest (2nd)	1/12/19
1.000 (14-14)	Jack McClinton vs. NC State (2nd).....	3/7/09
1.000 (11-11)	Jack McClinton vs. Saint Mary's (2nd) ...	3/21/08
1.000 (10-10)	Durand Scott vs. Florida Atlantic (2nd).....	3/16/11
1.000 (10-10)	Lance Hurdle vs. Boston Coll. (2nd)....	3/5/08
1.000 (9-9)	Rion Brown at Maryland (2nd).....	1/29/14
1.000 (9-9)	Durand Scott vs. Ole Miss (2nd).....	11/30/10

REBOUNDS

15	Anthony King vs. VCU (2nd).....	11/16/07
12	Reggie Johnson vs. Florida Atlantic (2nd).....	3/16/11
12	Dwayne Collins vs. Virginia (2nd).....	2/21/07
11	Ebuka Izundu vs. Stephen F. Austin (1st).....	11/13/18
11	Tonye Jekiri at Boston College (2nd).....	1/20/16
11	Tonye Jekiri vs. Clemson (2nd).....	2/8/15
11	Tonye Jekiri at Charlotte (1st).....	11/25/14

ASSISTS

8	Angel Rodriguez vs. Duke (2nd).....	1/25/16
8	Angel Rodriguez vs. Akron (2nd).....	11/21/14
8	Anthony Harris vs. Alcorn State (1st).....	11/14/06
8	Anthony Harris vs. Florida Atlantic (2nd).....	11/29/04
7	Bruce Brown vs. South Carolina State (1st).....	12/6/16
7	Malcolm Grant vs. McNeese State (1st).....	11/24/10
7	Durand Scott vs. Nova Southeastern (1st).....	11/16/09
7	Anthony Harris at Wake Forest (1st).....	1/29/05

STEALS

4	15 times, Last by Ja'Quan Newton at NC State (2nd).....	1/30/16
---	--	---------

BLOCKED SHOTS

8	Anthony King vs. Florida Atlantic (1st).....	11/29/04
5	Tonye Jekiri vs. Northeastern (2nd).....	11/27/15
5	Reggie Johnson at Massachusetts (1st).....	12/1/12
5	Cyrus McGowan vs. UNC Wilmington (1st).....	11/20/09
5	Anthony King vs. Florida Atlantic (2nd).....	11/29/04

INDIVIDUAL RECORDS - GAME - ACC GAMES ONLY

POINTS

35	Jack McClinton vs. North Carolina	2/15/09
34	Jack McClinton at Duke	2/7/09
34	Jack McClinton vs. Virginia	3/1/08
32	Jack McClinton vs. Wake Forest	2/4/09
31	Jack McClinton vs. Florida State	3/3/07
31	Robert Hite at Florida State	1/29/06

FIELD GOALS MADE

13	Jack McClinton vs. North Carolina	2/15/09
12	Jack McClinton at Duke	2/7/09
12	Dwayne Collins vs. Duke	2/20/08
11	Bruce Brown vs. Duke	2/25/17
11	Reggie Johnson at Duke	2/5/12
11	Durand Scott vs. Maryland	2/1/12
11	Durand Scott at North Carolina	3/2/10
11	Jack McClinton vs. Wake Forest	2/4/09
11	Jack McClinton vs. Virginia	3/1/08
11	Robert Hite at Florida State	1/29/06
11	Anthony Harris at Wake Forest	1/29/05
11	Guillermo Diaz at North Carolina	1/22/05
11	Guillermo Diaz vs. Duke	1/19/05

FIELD-GOAL ATTEMPTS

26	Jack McClinton at Boston College	1/15/08
25	Jack McClinton vs. North Carolina	2/15/09
23	Chris Lykes at North Carolina	2/9/19
23	Guillermo Diaz vs. Duke	1/19/05
22	Angel Rodriguez vs Virginia.....	1/3/15
22	Jack McClinton vs. Florida State	3/3/07

FG PCT, MIN. 8 MADE

1.000 (8-8)	Ebuka Izundu at Virginia Tech ...	3/8/19
.900 (9-10)	Reggie Johnson at Duke	1/2/11
.889 (8-9)	Ebuka Izundu vs. Georgia Tech ..	2/23/19
.857 (12-14)	Dwayne Collins vs. Duke	2/20/08
.818 (9-11)	Kenny Kadji vs. Duke	1/23/13
.818 (9-11)	Rion Brown at Georgia Tech	1/5/13
.800 (8-10)	Reggie Johnson at Wake Forest ..	2/9/11
.786 (11-14)	Durand Scott vs. Maryland	2/1/12

3-POINT FG MADE

7	Davon Reed at NC State	2/4/17
7	Jack McClinton vs. North Carolina	2/15/09
7	Jack McClinton vs. Virginia	3/1/08
7	Robert Hite vs. Wake Forest	1/31/06
6	Chris Lykes at Wake Forest	2/26/19
6	DJ Vasiljevic at Florida State	1/27/18
6	DJ Vasiljevic at Syracuse	1/4/17
6	Rion Brown vs. Maryland	3/2/11
6	Adrian Thomas vs. Virginia	2/5/11
6	Jack McClinton vs. Wake Forest	2/4/09
6	Jack McClinton at Georgia Tech	2/17/08
6	Jack McClinton at Wake Forest	2/17/07
6	Robert Hite at Florida State	1/29/06



Jack McClinton

3-POINT FG ATTEMPTS

14	Jack McClinton at Georgia Tech	2/17/08
13	Jack McClinton at Wake Forest	2/17/07
12	DJ Vasiljevic at Syracuse	1/4/17
12	Rion Brown at Virginia Tech	2/15/14
12	Malcolm Grant vs. Maryland	2/1/12
12	Adrian Thomas vs. Virginia	2/5/11
12	Jack McClinton vs. North Carolina	2/15/09
12	Jack McClinton vs. Virginia Tech	1/25/09
12	Jack McClinton vs. Virginia	3/1/08

3-PT FG PCT, MIN. 5 MADE

1.000 (5-5)	James Palmer at Virginia Tech....	3/7/15
1.000 (5-5)	Malcolm Grant at NC State	1/23/11
.857 (6-7)	Rion Brown vs. Maryland	3/2/11
.833 (5-6)	Manu Lecomte at Va Tech	3/7/15
.833 (5-6)	Davon Reed vs Louisville	2/3/15
.833 (5-6)	Jack McClinton at Duke	2/7/09

FREE THROWS MADE

16	Jack McClinton vs. NC State	3/7/09
14	Chris Lykes vs. Wake Forest	1/12/19
12	Sheldon McClellan vs. Syracuse	1/2/16
12	Bruce Brown Jr. vs. Florida State	1/7/18
12	Rion Brown at Maryland	1/29/14
12	Durand Scott at Clemson	1/8/11
12	Robert Hite at North Carolina	1/14/06

FREE-THROW ATTEMPTS

16	Jack McClinton vs. NC State	3/7/09
16	Robert Hite at North Carolina	1/14/06
14	Chris Lykes vs. Wake Forest	1/12/19
14	Bruce Brown Jr. vs. Florida State	1/7/18
14	Sheldon McClellan vs. Syracuse	1/2/16
14	Dwayne Collins vs. Duke	2/17/10
14	Dwayne Collins at Boston College	1/10/09

INDIVIDUAL RECORDS - GAME - ACC GAMES ONLY

FT PCT, MIN. 10 MADE

1.000 (16-16)	Jack McClinton vs. NC State	3/7/09
1.000 (14-14)	Chris Lykes vs. Wake Forest	1/12/19
1.000 (10-10)	Lance Hurdle vs. Boston Coll.	3/5/08
1.000 (10-10)	Jack McClinton vs. Ga Tech	12/3/06
1.000 (10-10)	Guillermo Diaz at Virginia	1/12/05
.923 (12-13)	Rion Brown at Maryland	1/29/14
.923 (12-13)	Durand Scott at Clemson	1/8/11

REBOUNDS

17	Tonye Jekiri at Boston College	1/20/16
17	Tonye Jekiri vs Clemson	2/8/15
16	Reggie Johnson vs. Maryland	3/2/11
15	Kamari Murphy at Duke	1/21/17
15	Tonye Jekiri at Louisville	2/21/15
15	Tonye Jekiri vs Virginia Tech	2/18/15
15	Tonye Jekiri at Boston College	2/16/15
15	Tonye Jekiri at Syracuse	1/24/15
15	Tonye Jekiri vs Boston College	1/10/15
15	Brian Asbury at Georgia Tech	3/4/09
15	Dwayne Collins at Georgia Tech	3/4/09
15	Jimmy Graham vs. North Carolina	2/15/09

ASSISTS

11	Angel Rodriguez vs. Duke	1/25/16
9	Chris Lykes at Virginia Tech	3/8/19
9	Anthony Lawrence II vs. Georgia Tech	2/24/19
9	Bruce Brown Jr. at NC State	1/21/18
9	Shane Larkin vs. North Carolina	2/9/13
9	Guillermo Diaz vs. Maryland	1/7/06
9	Anthony Harris at Wake Forest	1/29/05
8	6 times, last Angel Rodriguez vs. Pitt	2/9/16

STEALS

6	Angel Rodriguez vs. Syracuse	1/2/16
6	Shane Larkin at North Carolina	1/10/12
5	Anthony Lawrence II vs. Duke	1/15/18
5	Angel Rodriguez vs. Wake Forest	1/23/16
5	Davon Reed at Wake Forest	2/11/15
5	Angel Rodriguez at Duke	1/13/15
5	Shane Larkin at NC State	2/2/13
5	Adrian Thomas vs. Florida State	1/21/09
5	Anthony Harris vs. Florida State	3/3/07
5	Keaton Copeland vs. Duke	1/14/07

BLOCKED SHOTS

6	Anthony King vs. Florida State	1/15/05
5	Tonye Jekiri vs Clemson	2/8/15
5	Kenny Kadji vs. Florida State	2/26/12
5	Reggie Johnson at NC State	1/23/11
5	Jimmy Graham vs. North Carolina	2/15/09
5	Anthony King vs. Maryland	2/23/08
5	Jimmy Graham vs. Clemson	1/27/08
5	Dwayne Collins vs. Georgia Tech	1/12/08
5	Anthony King vs. Maryland	2/5/05



Tonye Jekiri



Angel Rodriguez

TURNOVERS

10	Durand Scott vs. Georgia Tech	2/3/11
7	Ja'Quan Newton at Pittsburgh	1/14/17
6	13 times, last Chris Lykes at North Carolina	2/9/19

FRESHMAN RECORDS - GAME (SINCE 2004-05)

POINTS

30	Bruce Brown vs. North Carolina	1/28/17
29	Durand Scott at North Carolina.....	3/2/10
25	Lonnie Walker IV vs. Louisville.....	1/24/18
25	Bruce Brown vs. Duke	2/25/17
24	Dwayne Collins at Boston College.....	1/16/07

FIELD GOALS MADE

11	Bruce Brown vs. Duke	2/25/17
	Durand Scott at North Carolina.....	3/2/10
10	Durand Scott vs Duke.....	3/13/10
	Dwayne Collins at Boston College.....	1/16/07
9	Bruce Brown vs. North Carolina	3/9/17
	Durand Scott vs Duke.....	2/17/10
	Durand Scott vs Minnesota.....	12/2/09

FIELD-GOAL ATTEMPTS

18	Lonnie Walker IV vs. Louisville.....	1/24/18
	Bruce Brown vs. Duke	2/25/17
	Denis Clemente at Temple.....	11/27/05
	Dwayne Collins at Boston College.....	1/16/07
17	Lonnie Walker IV vs. Duke.....	1/15/18
	Durand Scott vs Minnesota.....	12/2/09

FIELD GOAL PCT, MIN, 7 MADE

1.000 (8-8)	Reggie Johnson vs Wake Forest	3/11/10
.733 (11-15)	Durand Scott at UNC.....	3/2/10
.727 (8-11)	Bruce Brown vs. North Carolina	1/28/17
	Manu Lecomte at Maryland.....	1/29/14
.700 (7-10)	Davon Reed vs UCF.....	11/21/13
	Dwayne Collins vs Miss. St.	12/11/06

3-POINT FIELD GOALS MADE

6	DJ Vasiljevic at Syracuse.....	1/4/17
	Rion Brown vs Maryland.....	3/2/11
5	DJ Vasiljevic vs. South Carolina State.....	12/6/16
	James Palmer at Virginia Tech	3/7/15
	Davon Reed vs Arizona State.....	12/1/13

3-POINT FG ATTEMPTS

12	DJ Vasiljevic at Syracuse.....	1/4/17
	Denis Clemente at Temple.....	11/27/05
11	DJ Vasiljevic vs. South Carolina State.....	12/6/16
10	Chris Lykes vs. Syracuse.....	2/17/18
	Deandre Burnett vs Illinois.....	12/2/14

3-PT FG PCT, MIN. 4 MADE

1.000 (5-5)	James Palmer at Virginia Tech.....	3/7/15
1.000 (4-4)	Anthony Lawrence II vs Notre Dame.....	2/3/16
1.000 (4-4)	Shane Larkin at Purdue.....	11/29/11
.857 (6-7)	Rion Brown vs Maryland.....	3/2/11
.667 (4-6)	Bruce Brown vs. North Carolina.....	1/28/17
	Rion Brown vs McNeese State.....	11/24/10

FREE THROWS MADE

10	Bruce Brown vs. North Carolina	1/28/17
9	Bruce Brown at Virginia	2/20/17
	Bruce Brown vs. Florida State	2/1/17
8	Reggie Johnson vs Duke	3/13/10
	Reggie Johnson vs Georgia Tech.....	2/10/10
	Shane Larkin vs Florida State.....	2/26/12

FREE-THROW ATTEMPTS

13	Bruce Brown vs. North Carolina	1/28/17
11	Bruce Brown vs. Florida State	2/1/17
10	Bruce Brown at Virginia	2/20/17
	Reggie Johnson vs Duke	3/13/10
	Reggie Johnson vs Georgia Tech.....	2/10/10
	Reggie Johnson vs Virginia Tech.....	1/31/10
	Julian Gamble vs North Florida	12/31/08

FT PCT, MIN. 8 MADE

.900 (9-10)	Bruce Brown at Virginia.....	2/20/17
.818 (9-11)	Bruce Brown vs. Florida State.....	2/1/17
.800 (8-10)	Reggie Johnson vs Duke	3/13/10
.800 (8-10)	Reggie Johnson vs Ga. Tech	2/10/10

REBOUNDS

14	Dwayne Collins vs Virginia	2/21/07
13	Dwayne Collins vs Boston College	2/7/07
	Dwayne Collins at Boston College.....	1/16/07
	Julian Gamble vs North Florida	12/31/08
12	Bruce Brown vs. George Washington.....	12/22/16
	Dwayne Collins vs Maryland.....	3/8/07
	Dwayne Collins at Maryland	1/10/07
	Dwayne Collins vs FIU.....	11/11/06
	Reggie Johnson vs Virginia Tech.....	3/12/10

ASSISTS

10	Bruce Brown vs. South Carolina State	12/6/16
	Durand Scott vs NC Central	11/14/09
8	Durand Scott vs Bethune-Cookman	12/30/09
	Durand Scott vs Nova Southeastern	11/16/09
	Eddie Rios vs Virginia.....	3/1/08
	Eddie Rios vs Marist.....	11/15/07

STEALS

6	Shane Larkin at North Carolina	1/10/12
	Shane Larkin at Ole Miss.....	11/25/11
4	Lonnie Walker IV vs. Duke.....	1/15/18
	Shane Larkin vs UNGC.....	1/2/12
	Durand Scott vs Minnesota.....	12/2/09
	Eddie Rios vs Florida Southern	11/9/07
	Eddie Rios vs Florida Southern	11/9/07
	Jimmy Graham vs Wofford	12/10/05
	Eddie Rios vs Florida Southern	11/9/07

BLOCKED SHOTS

5	Dwayne Collins vs Mississippi St.....	12/11/06
4	Reggie Johnson vs Florida State.....	3/6/10
	DeQuan Jones vs FIU.....	12/12/08
	Raphael Akpejori vs McNeese St.....	11/24/10
3	Dewan Huell vs. Virginia Tech	2/8/17
	Bruce Brown vs. Notre Dame	1/12/17
	Bruce Brown vs. Penn.....	11/19/16
	Omar Sherman vs NC State.....	1/22/15
	Reggie Johnson vs Virginia Tech.....	3/12/10
	Reggie Johnson vs FAU.....	12/19/09
	Julian Gamble vs NC Central	1/3/09
	Julian Gamble vs North Florida	12/31/08
	Julian Gamble at Kentucky.....	12/6/08

TURNOVERS

7	Durand Scott vs South Carolina	11/22/09
6	Denis Clemente vs UT-Arlington.....	11/13/05
	Manu Lecomte vs Duke	1/22/14
5	Chris Lykes at North Carolina	2/27/18
	Bruce Brown vs. Rutgers.....	11/30/17
	Shane Larkin at North Carolina	1/10/12
	Eddie Rios at FIU.....	12/08/07

MINUTES

44	Bruce Brown at Virginia	2/20/17
41	Lonnie Walker IV at Florida State	1/27/18
41	Shane Larkin vs Maryland.....	2/1/12
40	Omar Sherman vs Virginia.....	1/3/15



INDIVIDUAL RECORDS - SEASON

POINTS SCORED, SEASON (GAMES PLAYED)

1. Rick Barry, 1964-65 (26)	973
2. Rick Barry, 1963-64 (27)	870
3. Eric Brown, 1988-89 (31)	765
4. Don Curnutt, 1969-70 (25)	709
5. Don Curnutt, 1968-69 (24)	662
6. Don Curnutt, 1967-68 (28)	635
7. Jack McClinton, 2008-09 (32)	617
8. Dick Hickox, 1959-60 (27)	596
9. Guillermo Diaz, 2005-06 (34)	586
10. Mike Wittman, 1966-67 (26)	585

SCORING AVERAGE, SEASON (GP)

1. Rick Barry, 1964-65 (26)	37.4
2. Rick Barry, 1963-64 (27)	32.1
3. Don Curnutt, 1969-70 (25)	28.4
4. Don Curnutt, 1968-69 (24)	27.6
5. Eric Brown, 1988-89 (31)	24.7
6. Don Curnutt, 1967-68 (28)	22.7
7. Mike Wittman, 1966-67 (26)	22.3
8. Dick Hickox, 1959-60 (27)	22.1
9. Mike Wittman, 1965-66 (26)	21.8
10. Sy Chadroff, 1951-52 (22)	20.9

FIELD GOALS MADE, SEASON (GP)

1. Rick Barry, 1964-65 (26)	340
2. Rick Barry, 1963-64 (27)	314
3. Don Curnutt, 1969-70 (25)	283
4. Don Curnutt, 1967-68 (28)	268
5. Don Curnutt, 1968-69 (24)	262
6. Eric Brown, 1988-89 (31)	255
7. Mike McCoy, 1962-63 (28)	237
8. Mike Wittman, 1966-67 (26)	219
Dick Hickox, 1959-60 (27)	219
10. Tim James, 1998-99 (30)	215

FIELD GOALS ATTEMPTS, SEASON (GP)

1. Rick Barry, 1964-65 (26)	651
2. Don Curnutt, 1969-70 (25)	644
3. Don Curnutt, 1968-69 (24)	613
4. Rick Barry, 1963-64 (27)	572
5. Don Curnutt, 1967-68 (28)	559
6. Mike McCoy, 1962-63 (28)	530
7. Johnny Hemsley, 1999-2000 (30)	488
8. Dick Miani, 1955-56 (26)	488
9. Mike McCoy, 1961-62 (26)	485
10. John Dampier, 1963-64 (27)	483

FIELD-GOAL PCT., SEASON, MIN. 200 ATT

1. Ebuka Izundu, 2018-19 (147-225)653
2. Mario Bland, 1997-98 (122-200)610
3. Reggie Johnson, 2010-11 (165-279)591
4. Mario Bland, 1998-99 (125-212)590
5. Eric Brown, 1988-89 (255-437)584

6. Elton Tyler, 2001-02 (149-257)580
7. Eric Brown, 1987-88 (193-333)580
8. Rusty Parker, 1965-66 (140-254)551
9. Dwayne Collins, 2007-08 (120-218)550
10. Rick Barry, 1963-64 (314-572)549

3-POINT FIELD GOALS MADE, SEASON (GP)

1. Jack McClinton, 2008-09 (32)	101
2. Malcolm Grant, 2010-11 (36)	94
Jack McClinton, 2007-08 (32)	94
4. Adrian Thomas, 2010-11 (36)	93
5. Jack McClinton, 2006-07 (31)	91
6. Robert Hite, 2005-06 (34)	85
7. DJ Vasiljevic, 2018-19 (32)	81
8. Davon Reed, 2016-17 (33)	79
Marcus Barnes, 2001-02 (32)	79
Steven Edwards, 1992-93 (27)	79

3-POINT FG ATTEMPTS, SEASON (GP)

1. Adrian Thomas, 2010-11 (36)	239
2. Marcus Barnes, 2001-02 (32)	229
3. Jack McClinton, 2008-09 (32)	223
4. Malcolm Grant, 2010-11 (36)	222
5. DJ Vasiljevic, 2018-19 (32)	221
6. Jack McClinton, 2007-08 (32)	220
7. Guillermo Diaz, 2005-06 (34)	214
8. Darius Rice, 2001-02 (32)	208
9. Jack McClinton, 2006-07 (31)	207
Robert Hite, 2005-06 (34)	207
Steven Edwards, 1992-93 (27)	207

3-POINT FG PCT, SEASON, MIN. 30 MADE

1. James Jones, 2000-01 (41-87)471
2. Samarr Logan, 1989-90 (40-86)465
3. Guillermo Diaz, 2003-04 (34-76)461
4. Davon Reed, 2014-15 (37-81)457
5. Manu Lecomte, 2014-15 (52-114)456
6. Jack McClinton, 2008-09 (101-223)453
7. Ivan Cruz Uceda, 2015-16 (39-87)448
8. Jack McClinton, 2006-07 (91-207)440
9. Jack McClinton, 2007-08 (94-220)427

Note: 3-point FGs were adopted in 1986-87

FREE THROWS MADE, SEASON (GP)

1. Rick Barry, 1964-65 (26)	293
2. Eric Brown, 1988-89 (31)	246
3. Rick Barry, 1963-64 (27)	242
4. Eric Brown, 1987-88 (30)	161
5. Sheldon McClellan, 2015-16 (35)	160
6. Ron Godfrey, 1959-60 (27)	159
7. Dick Hickox, 1959-60 (27)	158
8. Mike Wittman, 1965-66 (26)	151
9. Mike Wittman, 1966-67 (26)	147
10. Gene Stage, 1956-57 (26)	145

INDIVIDUAL RECORDS - SEASON

FREE-THROWS ATTEMPTS, SEASON (GP)

1. Rick Barry, 1964-65 (26)	341
2. Eric Brown, 1988-89 (31)	310
3. Rick Barry, 1963-64 (27)	287
4. Eric Brown, 1987-88 (30)	229
5. Willie Allen, 1970-71 (25)	227
6. Ron Godfrey, 1959-60 (27)	207
7. Mike Wittman, 1965-66 (26)	206
8. Dick Hickox, 1959-60 (27)	198
9. Joe Wylie, 1990-91 (28)	194
10. Dwayne Collins, 2008-09 (32)	192

FREE-THROW PERCENTAGE, SEASON, MIN. 50 ATT.

1. Jack McClinton, 2007-08 (114-124)	919
2. James Dews, 2007-08 (49-54)	907
3. Jack McClinton, 2006-07 (102-114)	895
4. Jack McClinton, 2008-09 (116-131)	885
5. Manu Lecomte, 2014-15 (64-73)	877
Dod Hammond, 1959-60 (64-73)	877
7. Rick Jones, 1965-66 (134-153)	876
8. Robert Hite, 2004-05 (71-82)	866
9. Lance Hurdle, 2007-08 (96-111)	865
10. Robert Hite, 2003-04 (68-79)	861
Don Curnutt, 1969-70 (143-166)	861

REBOUNDS, SEASON (GP)

1. Rick Barry, 1964-65 (26)	475
2. Rick Barry, 1963-64 (27)	448
3. Harry Manushaw, 1958-59 (25)	372
4. Tonye Jekiri, 2014-15 (37)	366
5. Rick Barry, 1962-63 (24)	351
6. Mike McCoy, 1962-63 (28)	350
7. Reggie Johnson, 2010-11 (36)	347
8. Mike McCoy, 1961-62 (26)	336
9. Bill Soens, 1966-67 (26)	330
10. Wayne Canada, 1969-70 (26)	327

ASSISTS, SEASON* (GP)

1. Vernon Jennings, 1999-2000 (32)	218
2. John Salmons, 2001-02 (32)	195
3. Vernon Jennings, 1998-99 (30)	167
4. Shane Larkin, 2012-13 (36)	164
5. Angel Rodriguez, 2015-16 (35)	158
6. Michael Gardner, 1992-93 (27)	154
7. Kevin Norris, 1996-97 (29)	142
8. Thomas Hocker, 1989-90 (27)	139
9. Kevin Norris, 1997-98 (28)	138
10. Thomas Hocker, 1987-88 (31)	136

STEALS, SEASON* (GP)

1. Jerome Scott, 1991-92 (32)	77
2. Vernon Jennings, 1999-2000 (32)	75
3. Shane Larkin, 2012-13 (36)	71
4. Jerome Scott, 1990-91 (28)	70
5. Robert Hite, 2003-04 (30)	61

6. Vernon Jennings, 1998-99 (30)	60
7. Angel Rodriguez, 2014-15 (32)	59
8. Angel Rodriguez, 2015-16 (35)	58
9. John Salmons, 2001-02 (32)	57
John Salmons, 2000-01 (29)	57

BLOCKED SHOTS, SEASON* (GP)

1. Anthony King, 2004-05 (29)	86
2. Constantin Popa, 1992-93 (27)	85
3. Tito Horford, 1987-88 (30)	80
4. James Jones, 2001-02 (32)	78
5. Anthony King, 2005-06 (34)	65
Tim James, 1998-99 (30)	65
7. Tim James, 1996-97 (29)	64
Constantin Popa, 1991-92 (32)	64
9. Julian Gamble, 2012-13 (36)	63
10. Constantin Popa, 1993-94 (27)	59

PERSONAL FOULS, SEASON (GP)

1. Reggie Johnson, 2010-11 (36)	116
2. Hammie Ward, 1991-92 (32)	115
3. Tonye Jekiri, 2014-15 (37)	114
4. Tonye Jekiri, 2015-16 (35)	107
5. Constantin Popa, 1992-93 (27)	103
6. Constantin Popa, 1991-92 (32)	101
Kevin O'Riordan, 1970-71 (26)	101
8. Ebuka Izundu, 2018-19 (32)	100
Mike Hutslar, 1969-70 (23)	100
Ron Godfrey, 1960-61 (27)	100

* Statistic not kept until the 1985-86 season

DISQUALIFICATIONS, SEASON (GP)

1. Bill Soens, 1967-68 (28)	9
Bill Soens, 1966-67 (26)	9
Ron Godfrey, 1960-61 (27)	9
4. Hammie Ward, 1990-91 (28)	8
Tim Harvey, 1985-86 (27)	8
Mike Hutslar, 1969-70 (23)	8
Mike Hutslar, 1968-69 (24)	8
Rusty Parker, 1965-66 (26)	8
Ed Morris, 1956-57 (26)	8
Ed Morris, 1955-56 (26)	8

GAMES STARTED, SEASON (GP)

1. Sheldon McClellan, 2014-15 (38)	38
2. Tonye Jekiri, 2014-15 (37)	37
3. Kenny Kadji, 2012-13 (36)	36
Malcolm Grant, 2010-11 (36)	36
5. Angel Rodriguez, 2015-16 (35)	35
Davon Reed, 2015-16 (35)	35
Tonye Jekiri, 2015-16 (35)	35
Shane Larkin, 2012-13 (36)	35
Durand Scott, 2010-11 (36)	35



INDIVIDUAL RECORDS - SEASON

MINUTES PLAYED, SEASON (GP)

1. Shane Larkin, 2012-13 (36)	1,311
2. Sheldon McClellan, 2014-15 (38)	1,278
3. Guillermo Diaz, 2005-06 (34)	1,196
4. Durand Scott, 2010-11 (36)	1,182
5. Rion Brown, 2013-14 (33)	1,166
6. Davon Reed, 2016-17 (33)	1,165
Malcolm Grant, 2010-11 (36)	1,165
8. Sheldon McClellan, 2015-16 (35)	1,151
9. Durand Scott, 2012-13 (33)	1,142
10. Robert Hite, 2005-06 (34)	1,127

20-POINT GAMES, SEASON (GP)


1. Eric Brown, 1988-89 (31)	24
Rick Barry, 1964-65 (26)	24
Rick Barry, 1963-64 (27)	24
4. Don Curnutt, 1969-70 (25)	21
Don Curnutt, 1968-69 (24)	21
6. Don Curnutt, 1967-68 (28)	19
7. Mike Wittman, 1966-67 (27)	17
Dick Hickox, 1959-60 (27)	17
9. Jack McClinton, 2008-09 (32)	16
10. Joe Wylie, 1990-91 (28)	15

30-POINT GAMES, SEASON (GP)

1. Rick Barry, 1963-64 (27)	19
2. Rick Barry, 1964-65 (26)	18
3. Don Curnutt, 1968-69 (24)	11
4. Don Curnutt, 1969-70 (25)	10
5. Eric Brown, 1988-89 (31)	9
6. Rusty Parker, 1967-68 (28)	5
7. Don Curnutt, 1967-68 (28)	4
Mike Wittman, 1966-67 (26)	4
John Dampier, 1963-64 (27)	4
Dick Hickox, 1959-60 (27)	4



Sheldon McClellan



Eric Brown



Shane Larkin



INDIVIDUAL RECORDS - SEASON - ACC GAMES ONLY

SCORING

##	Player (Season)	G	Pts	Avg
1.	Jack McClinton (2008-09)	16	348	21.8
2.	Guillermo Diaz (2004-05)	16	331	20.7
3.	Jack McClinton (2007-08)	16	300	18.8
4.	Guillermo Diaz (2005-06)	16	298	18.6
5.	Rion Brown (2013-14)	18	290	16.1
6.	Davon Reed (2016-17)	18	288	16.0
7.	Chris Lykes (2018-19)	18	286	15.9
8.	Sheldon McClellan (2015-16)	18	285	15.8
9.	Robert Hite (2005-06)	16	279	17.4
10.	Kenny Kadji (2012-13)	18	264	14.7

REBOUNDING

##	Player (Season)	G	Reb	Avg
1.	Tonye Jekiri (2014-15)	18	196	10.9
2.	Reggie Johnson (2010-11)	16	159	9.9
3.	Tonye Jekiri (2015-16)	18	153	8.5
4.	Ebuka Izundu (2018-19)	18	148	8.2
5.	Kamari Murphy (2016-17)	18	132	7.3
6.	Anthony Lawrence II (2017-18)	18	126	7.0
7.	Dewan Huell (2017-18)	18	124	6.9
8.	Kenny Kadji (2012-13)	18	122	6.8
9.	Dwayne Collins (2006-07)	16	117	7.3
10.	Tonye Jekiri (2013-14)	18	110	6.1
	Dwayne Collins (2007-08)	16	110	6.9
	Anthony King (2007-08)	16	110	6.9
	William Frisby (2004-05)	16	110	6.9
	Anthony King (2004-05)	16	110	6.9

FIELD-GOAL PCT, MIN. 100 ATT.

##	Player (Season)	G	FGM-A	Pct
1.	Ebuka Izundu (2018-19)	18	80-127	.630
2.	Dwayne Collins (2009-10)	15	61-103	.592
3.	Reggie Johnson (2010-11)	16	78-132	.591
4.	Dwayne Collins (2007-08)	16	65-114	.570
5.	Davon Reed (2014-15)	18	57-104	.548
6.	Kenny Kadji (2012-13)	18	96-183	.525
7.	Dewan Huell (2017-18)	18	72-138	.522
8.	Reggie Johnson (2011-12)	15	64-124	.516
9.	Dwayne Collins (2006-07)	16	58-113	.513
10.	Kenny Kadji (2011-12)	15	81-159	.509

FIELD GOALS MADE

##	Player (Season)	FGM
1.	Jack McClinton (2008-09)	113
	Guillermo Diaz (2004-05)	113
3.	Rion Brown (2013-14)	100
	Guillermo Diaz (2005-06)	100
5.	Robert Hite (2005-06)	97
6.	Jack McClinton (2007-08)	96
	Kenny Kadji (2012-13)	96
8.	Chris Lykes (2018-19)	94
	Davon Reed (2016-17)	94
10.	Shane Larkin (2012-13)	89

FREE-THROW PCT, MIN. 40 MADE

##	Player (Season)	G	FTM-A	Pct
1.	Jack McClinton (2007-08)	16	57-62	.919
2.	Jack McClinton (2006-07)	16	44-49	.898
3.	Jack McClinton (2008-09)	16	69-77	.896
4.	Robert Hite (2004-05)	16	43-50	.860
5.	Davon Reed (2016-17)	18	54-63	.857
	Lance Hurdle (2007-08)	16	54-63	.857
7.	Durand Scott (2010-11)	16	54-64	.844
8.	Sheldon McClellan (2014-15)	18	56-67	.836
9.	Sheldon McClellan (2015-16)	18	86-103	.835

FREE THROWS MADE

##	Player (Season)	FTM
1.	Sheldon McClellan (2015-16)	86
2.	Jack McClinton (2008-09)	69
3.	Guillermo Diaz (2004-05)	66
4.	Chris Lykes (2018-19)	63
5.	Angel Rodriguez (2014-15)	62
6.	Guillermo Diaz (2005-06)	60
7.	Jack McClinton (2007-08)	57
8.	Sheldon McClellan (2014-15)	56
9.	Davon Reed (2016-17)	54
	Durand Scott (2010-11)	54
	Lance Hurdle (2007-08)	54

FREE-THROW ATTEMPTS

##	Player (Season)	FTA
1.	Sheldon McClellan (2015-16)	103
2.	Guillermo Diaz (2004-05)	95
3.	Angel Rodriguez (2014-15)	81
4.	Garrius Adams (2013-14)	80
5.	Chris Lykes (2018-19)	78
6.	Jack McClinton (2008-09)	77
	Dwayne Collins (2008-09)	77
8.	Guillermo Diaz (2005-06)	76
	Dwayne Collins (2009-10)	76
10.	Reggie Johnson (2010-11)	72
	Rion Brown (2013-14)	71

3-POINT FG PCT, MIN. 35 ATT

##	Player (Season)	G	3FGM-A	Pct
1.	Davon Reed (2014-15)	18	29-55	.527
2.	Manu Lecomte (2014-15)	18	23-44	.523
3.	Jack McClinton (2008-09)	16	53-117	.445
4.	Kenny Kadji (2012-13)	18	32-73	.438
5.	Kenny Kadji (2011-12)	15	20-46	.435
6.	Robert Hite (2005-06)	16	47-111	.423
7.	Malcolm Grant (2010-11)	16	43-103	.417
8.	Anthony Lawrence II (2017-18)	18	23-56	.411
9.	Lance Hurdle (2007-08)	16	16-39	.410
10.	Jack McClinton (2007-08)	16	51-125	.408



INDIVIDUAL RECORDS - SEASON - ACC GAMES ONLY

3-POINT FIELD GOALS MADE

##	Player (Season)	3FGM
1.	Jack McClinton (2008-09)	53
2.	Jack McClinton (2007-08)	51
3.	Robert Hite (2005-06)	47
4.	Davon Reed (2016-17)	46
	Jack McClinton (2006-07)	46
6.	Malcolm Grant (2010-11)	43
7.	Adrian Thomas (2010-11)	41
8.	Rion Brown (2013-14)	40
9.	Lonnie Walker IV (2017-18)	39
	Guillermo Diaz (2004-05)	39

3-PT FIELD GOALS ATTEMPTED

##	Player (Season)	3FGA
1.	Jack McClinton (2007-08)	125
2.	DJ Vasiljevic (2018-19)	123
3.	Chris Lykes (2018-19)	123
	Jack McClinton (2008-09)	117
5.	Rion Brown (2013-14)	116
6.	Jack McClinton (2006-07)	115
7.	Davon Reed (2016-17)	114
8.	Robert Hite (2005-06)	111
9.	Guillermo Diaz (2005-06)	109
10.	Lonnie Walker IV (2017-18)	108
	Malcolm Grant (2011-12)	108
	Adrian Thomas (2010-11)	108

ASSISTS

##	Player (Season)	Ast	Avg
1.	Shane Larkin (2012-13)	87	4.8
2.	Angel Rodriguez (2015-16)	82	4.6
3.	Anthony Harris (2004-05)	74	4.6
4.	Angel Rodriguez (2014-15)	69	4.3
5.	Bruce Brown (2016-17)	61	3.4
6.	Anthony Harris (2005-06)	59	3.7
7.	Chris Lykes (2017-18)	56	3.1
	Malcolm Grant (2009-10)	56	3.5
9.	Anthony Lawrence II (2018-19)	55	3.1
	Garrius Adams (2013-14)	55	3.1

BLOCKED SHOTS

##	Player (Season)	Blk	Avg
1.	Anthony King (2004-05)	46	2.9
2.	Julian Gamble (2012-13)	41	2.3
3.	Kenny Kadji (2011-12)	25	1.7
4.	Tonye Jekiri (2014-15)	24	1.3
5.	Kenny Kadji (2012-13)	23	1.3
6.	Reggie Johnson (2010-11)	22	1.4
	Anthony King (2005-06)	22	1.4
8.	Anthony King (2007-08)	21	1.3
	Jimmy Graham (2008-09)	21	1.3
10.	Dwayne Collins (2009-10)	20	1.3

STEALS

##	Player (Season)	Stl	Avg
1.	Guillermo Diaz (2004-05)	34	2.1
2.	Anthony Lawrence II (2017-18)	30	1.7
3.	Shane Larkin (2012-13)	32	1.8
4.	Durand Scott (2012-13)	28	1.6
5.	Angel Rodriguez (2015-16)	27	1.5
6.	Bruce Brown (2016-17)	26	1.4
7.	Angel Rodriguez (2014-15)	25	1.4
	Robert Hite (2004-05)	25	1.6
9.	Brian Asbury (2006-07)	24	1.5
10.	Shane Larkin (2011-12)	23	1.4
	Gary Hamilton (2005-06)	23	1.4
	Guillermo Diaz (2005-06)	23	1.4

MINUTES PLAYED

##	Player (Season)	Min	Avg
1.	Davon Reed (2016-17)	660	36.7
2.	Shane Larkin (2012-13)	654	36.3
3.	Rion Brown (2013-14)	640	35.6
4.	Chris Lykes (2018-19)	626	34.8
5.	Sheldon McClellan (2014-15)	616	34.2
6.	Durand Scott (2012-13)	611	33.9
7.	Bruce Brown (2016-17)	604	33.6
8.	Sheldon McClellan (2015-16)	601	33.4
9.	Garrius Adams (2013-14)	600	33.3
10.	Anthony Lawrence II (2018-19)	590	32.8

FRESHMAN RECORDS - SEASON (SINCE 2004-05)

SCORING	G	Pts	Avg	3-PT FG PCT, Min. 20 made	G	3FGM-A	Pct
Bruce Brown (2016-17)	33	391	11.8	Manu Lecomte (2013-14)	33	27-68	.397
Lonnie Walker IV (2017-18)	32	368	11.4	James Palmer (2014-15)	38	23-63	.365
Durand Scott (2009-10)	28	339	10.3	Davon Reed (2013-14)	33	40-112	.357
Chris Lykes (2017-18)	32	307	9.6	Rion Brown (2010-11)	36	32-90	.356
Dwyane Collins (2006-07)	32	274	8.6	DJ Vasiljevic (2016-17)	33	51-146	.349
				Bruce Brown (2016-17)	33	33-95	.347
REBOUNDING	G	Reb	Avg	3-PT FIELD GOALS MADE	3FGM		
Dwyane Collins (2006-07)	32	207	6.5	Lonnie Walker IV (2017-18)	56		
Bruce Brown (2016-17)	33	186	5.6	DJ Vasiljevic (2016-17)	51		
Reggie Johnson (2009-10)	32	148	4.6	Chris Lykes (2017-18)	48		
Durand Scott (2009-10)	28	131	4.0	Davon Reed (2013-14)	40		
				Bruce Brown (2016-17)	33		
FG PCT, Min. 60 made	G	FGM-A	Pct	3-PT FIELD GOALS ATT.	3FGA		
Dwyane Collins (2006-07)	32	106-197	.538	Lonnie Walker IV (2017-18)	162		
Reggie Johnson (2009-10)	32	60-115	.522	DJ Vasiljevic (2016-17)	146		
Bruce Brown (2016-17)	33	134-292	.459	Chris Lykes (2017-18)	139		
Durand Scott (2009-10)	28	126-277	.455	Davon Reed (2013-14)	112		
Manu Lecomte (2013-14)	33	85-200	.425	Shane Larkin (2011-12)	99		
FIELD GOALS MADE	FGM			ASSISTS	Ast	Avg	
Bruce Brown (2016-17)	134			Durand Scott (2009-10)	113	3.4	
Lonnie Walker IV (2017-18)	132			Bruce Brown (2016-17)	106	3.2	
Durand Scott (2009-10)	126			Shane Larkin (2011-12)	81	2.5	
Dwyane Collins (2006-07)	106			Manu Lecomte (2013-14)	77	2.3	
Chris Lykes (2017-18)	100			Chris Lykes (2017-18)	76	2.4	
FT PCT, Min. 50 made	G	FTM-A	Pct	BLOCKED SHOTS	Blk	Avg	
Shane Larkin (2011-12)	32	60-70	.857	Reggie Johnson (2009-10)	21	0.7	
Reggie Johnson (2009-10)	32	84-107	.785	Omar Sherman (2014-15)	20	0.5	
Manu Lecomte (2013-14)	33	56-72	.778	Bruce Brown (2016-17)	18	1.0	
Bruce Brown (2016-17)	33	90-121	.744	Dwyane Collins (2006-07)	18	0.6	
Chris Lykes (2017-18)	32	59-82	.720	Lonnie Walker IV (2017-18)	15	0.5	
FREE THROWS MADE	FTM			STEALS	Stl	Avg	
Bruce Brown (2016-17)	90			Shane Larkin (2011-12)	50	1.6	
Reggie Johnson (2009-10)	84			Bruce Brown (2016-17)	49	2.7	
Durand Scott (2009-10)	71			Durand Scott (2009-10)	41	1.2	
Dwyane Collins (2006-07)	62			Lonnie Walker IV (2017-18)	30	0.9	
Shane Larkin (2011-12)	60			Chris Lykes (2017-18)	25	0.8	
FREE THROWS ATT.	FTA			MINUTES PLAYED	G	Min	Avg
Bruce Brown (2016-17)	121			Bruce Brown (2016-17)	33	1,053	31.9
Reggie Johnson (2009-10)	107			Manu Lecomte (2013-14)	33	924	28.0
Dwyane Collins (2006-07)	107			Durand Scott (2009-10)	28	917	27.8
Durand Scott (2009-10)	106			Lonnie Walker IV (2017-18)	32	888	27.8
Chris Lykes (2017-18)	82			Shane Larkin (2011-12)	32	820	25.6



INDIVIDUAL RECORDS - CAREER

POINTS SCORED (FG-FT)

1. Rick Barry, 1962-65 (816-666).....	2,298
2. Eric Brown, 1985-89 (805-633).....	2,270
3. Don Curnutt, 1967-70 (813-380).....	2,006
4. Darius Rice, 2000-04 (631-343).....	1,865
5. Robert Hite, 2002-06 (622-245).....	1,717
6. Tim James, 1995-99 (681-331).....	1,713
7. Jack McClinton, 2006-09 (542-332).....	1,702
8. Durand Scott, 2009-13 (580-392).....	1,650
9. Dennis Burns, 1985-89 (690-205).....	1,594
10. Dick Hickox, 1958-61 (560-409).....	1,529

FIELD GOALS MADE

1. Rick Barry, 1962-65.....	816
2. Don Curnutt, 1967-70.....	813
3. Eric Brown, 1985-89.....	805
4. Dennis Burns, 1985-89.....	690
5. Tim James, 1995-99.....	681
6. Darius Rice, 2000-04.....	631
7. Robert Hite, 2002-06.....	622
8. Durand Scott, 2009-13.....	580
9. Dick Hickox, 1958-61.....	560
10. Jack McClinton, 2006-09.....	542

FIELD GOAL ATTEMPTS

1. Don Curnutt, 1967-70.....	1,816
2. Darius Rice, 2000-04.....	1,564
3. Rick Barry, 1962-65.....	1,564
4. Eric Brown, 1985-89.....	1,504
5. Tim James, 1995-99.....	1,431
6. Dennis Burns, 1985-89.....	1,409
7. Robert Hite, 2002-06.....	1,406
8. Durand Scott, 2009-13.....	1,285
9. Dick Hickox, 1958-61.....	1,275
10. Johnny Hemsley, 1996-2000.....	1,283

FIELD GOAL PERCENTAGE

(Minimum 4 FGM Per Game Played)

1. Eric Brown, 1985-89 (805-1504).....	.535
2. Rick Barry, 1962-65 (816-1564).....	.522
3. Donald Strong, 1970-71 (167-321).....	.520
4. Rusty Parker, 1965-68 (472-915).....	.516
5. Tito Horford, 1986-88 (313-613).....	.511
6. Sheldon McClellan, 2014-16 (369-748).....	.493
Constantin Popa, 1991-95 (452-917).....	.493
8. Dennis Burns, 1985-89 (690-1409).....	.490
9. Joe Wylie, 1988-91 (501-1032).....	.485
10. Kenny Kadji, 2011-13 (305-637).....	.479

Note: 3-point FGs were adopted in 1986-87

3-POINT FIELD GOALS MADE

1. Jack McClinton, 2006-09.....	286
2. Steven Edwards, 1992-96.....	265
3. Darius Rice, 2000-04.....	260
4. Robert Hite, 2002-06.....	228

5. Malcolm Grant, 2009-12.....	223
6. Adrian Thomas, 2005-11.....	204
7. Davon Reed, 2013-17.....	202
8. DJ Vasiljevic, 2016-present.....	199
9. Rion Brown, 2010-14.....	174
Guillermo Diaz, 2003-06.....	174

3-POINT FIELD GOALS ATTEMPTED

1. Steven Edwards, 1992-96.....	766
2. Darius Rice, 2000-04.....	755
3. Jack McClinton, 2006-09.....	650
4. Robert Hite, 2002-05.....	593
5. Malcolm Grant, 2009-12.....	576
6. DJ Vasiljevic, 2016-present.....	530
7. Rion Brown, 2010-14.....	523
8. Adrian Thomas, 2005-11.....	521
9. Davon Reed, 2013-17.....	512
10. Johnny Hemsley, 1996-2000.....	487

3-POINT FG PERCENTAGE, MIN. 75 ATT.

1. Jack McClinton, 2006-09 (286-650).....	.440
2. Manu Lecomte, 2014-15 (79-182).....	.434
3. Thomas Hocker, 1987-90 (53-125).....	.424
4. Trevor Burton, 1989-93 (75-189).....	.397
5. Davon Reed, 2013-17 (202-512).....	.395
6. Adrian Thomas, 2005-11 (204-521).....	.392
7. Malcolm Grant, 2009-12 (223-576).....	.387
8. Trey McKinney Jones, 2011-13 (99-257).....	.385
9. Robert Hite, 2002-06 (228-593).....	.384
10. James Jones, 1999-2003 (124-324).....	.383

CONSECUTIVE GAMES WITH 3-PT FG MADE

1. Malcolm Grant, 2011-12.....	35
Jack McClinton, 2008-09.....	35
3. DJ Vasiljevic, 2018-19.....	33
4. Steven Edwards, 1994-95.....	32
5. Jack McClinton, 2007-08.....	30
6. Davon Reed, 2016-17.....	27
7. Steven Edwards, 1993.....	26
8. Adrian Thomas, 2011.....	20
Johnny Hemsley, 1998-99.....	20
Steven Edwards, 1995-96.....	20

FREE THROWS MADE

1. Rick Barry, 1962-65.....	666
2. Eric Brown, 1985-89.....	633
3. Dick Hickox, 1958-61.....	409
4. Durand Scott, 2009-13.....	392
5. Don Curnutt, 1967-70.....	380
6. Ron Godfrey, 1958-61.....	348
7. Darius Rice, 2000-04.....	343
8. Mike Wittman, 1964-67.....	335
9. Jack McClinton, 2006-09.....	332

INDIVIDUAL RECORDS - CAREER

FREE THROWS ATTEMPTED

1. Eric Brown, 1985-89	840
2. Rick Barry, 1962-65	786
3. Willie Allen, 1968-71	553
4. Tim James, 1995-99	514
5. Dick Hickox, 1958-61	512
6. Durand Scott, 2009-13	507
7. Ron Godfrey, 1958-61	469
8. Don Curnutt, 1967-70	456
9. Joe Wylie, 1988-91	451
10. Darius Rice, 2000-04	443

FREE THROW PERCENTAGE

(Minimum 2 FTM Per Game Played)

1. Jack McClinton, 2006-09 (332-369)	900
2. Dod Hammond, 1959-60 (64-73)	877
3. Lance Hurdle, 2007-08 (96-111)	865
4. Robert Hite, 2002-06 (245-289)	848
5. Rick Barry, 1962-65 (665-786)	846
6. Rick Jones, 1964-67 (281-337)	834
7. Don Curnutt, 1967-70 (380-456)	833
8. Sheldon McClellan, 2014-16 (272-327)	832
9. James Jones, 1999-2003 (304-366)	831
10. Malcolm Grant, 2009-12 (238-292)	815

REBOUNDS

1. Rick Barry, 1962-65	1,274
2. Willie Allen, 1968-71	916
3. Harry Manushaw, 1958-61	914
4. Tonye Jekiri, 2012-16	901
5. Mike McCoy, 1960-63	857
6. Tim James, 1995-99	856
7. Eric Brown, 1985-89	855
8. Reggie Johnson, 2009-13	842
9. Anthony King, 2003-08	824
10. Edwin Morris, 1955-58	787

ASSISTS*

1. Vernon Jennings, 1996-2000	520
2. Kevin Norris, 1994-98	493
3. John Salmons, 1998-2002	429
4. Kevin Presto, 1985-89	412
5. Durand Scott, 2009-13	404
6. Thomas Hocker, 1987-90	384
7. Anthony Harris, 2002-07	330
8. Michael Gardner, 1991-94	319
9. Steven Edwards, 1992-96	312
10. Malcolm Grant, 2009-12	292

STEALS*

1. Kevin Norris, 1994-98	208
2. Vernon Jennings, 1996-2000	199
3. John Salmons, 1998-2002	192
4. Robert Hite, 2002-06	187

5. Jerome Scott, 1988-92	187
6. Jake Morton, 1988-93	167
7. Durand Scott, 2009-13	166
8. Kevin Presto, 1985-89	154
9. Anthony Lawrence II, 2015-19	144
10. Mike Simmons, 1998-2003	141

BLOCKED SHOTS*

1. Constantin Popa, 1991-95	263
2. Tim James, 1995-99	224
3. Anthony King, 2003-08	219
4. James Jones, 1999-2003	192
5. Julian Gamble, 2008-13	132
6. Tonye Jekiri, 2012-16	126
7. Tito Horford, 1986-88	125
8. Dennis Burns, 1985-89	123
9. Elton Tyler, 1997-2000, 2001-02	114
10. Reggie Johnson, 2009-13	113

PERSONAL FOULS

1. Constantin Popa, 1991-95	375
2. Tonye Jekiri, 2012-16	343
3. Eric Brown, 1985-89	332
4. John Salmons, 1998-2002	316
5. Reggie Johnson, 2009-13	313
6. Hammie Ward, 1989-93	311
7. Jake Morton, 1988-93	308
8. Mario Bland, 1996-2000	305
9. Durand Scott, 2009-13	304
10. Gary Hamilton, 2002-06	297

* Statistic not kept until the 1985-86 season

DISQUALIFICATIONS

1. Mike Hutslar, 1967-70	25
2. Rusty Parker, 1965-68	21
3. Edwin Morris, 1955-58	20
Hammie Ward, 1989-93	18
Bill Soens, 1966-68	18
Eric Brown, 1985-89	18
Constantin Popa, 1991-95	18
8. Ron Godfrey, 1958-61	16
9. Willie Allen, 1968-71	15
Mark Richardson, 1985-89	15

GAMES STARTED^

1. Durand Scott, 2009-13	125
2. Darius Rice, 2000-04	113
3. Robert Hite, 2002-06	109
4. Kevin Norris, 1994-98	108
5. John Salmons, 1998-2002	106
Eric Brown, 1985-89	106
7. Anthony King, 2003-08	105
8. Davon Reed, 2013-17	99
9. Alex Fraser, 1993-97	98
10. Mario Bland, 1998-2000	97

INDIVIDUAL RECORDS - CAREER

CONSECUTIVE GAMES STARTED^

1. Kevin Norris, 1994-98.....	108
2. John Salmons, 1998-2002.....	106
3. James Jones, 1999-2003.....	89
4. Davon Reed, 2015-17.....	84
5. Jerome Scott, 1990-92.....	72
6. Anthony King, 2004-06.....	71
7. Guillermo Diaz, 2003-06.....	69
8. Alex Fraser, 1994-96.....	67
9. Tim James, 1997-99.....	61
10. Mario Bland, 1998-2000.....	58

[^] years listed are the years of consecutive starts

GAMES PLAYED

1. Tonye Jekiri, 2012-16.....	139
2. Rion Brown, 2010-14.....	136
3. Durand Scott, 2009-13.....	132
4. Davon Reed, 2013-17.....	131
5. Anthony Lawrence II, 2015-19.....	130
Brian Asbury, 2005-09.....	130
7. Julian Gamble, 2008-13.....	129
8. Anthony King, 2003-08.....	126
9. Elton Tyler, 1997-2000, 2001-02.....	124
John Salmons, 1998-2002.....	124

MINUTES PLAYED*

1. Durand Scott, 2009-13.....	4,238
2. John Salmons, 1998-2002.....	3,786
3. Eric Brown, 1985-89.....	3,761
4. Darius Rice, 2000-04.....	3,727
5. Davon Reed, 2013-17.....	3,679
6. Robert Hite, 2002-06.....	3,566
7. Kevin Presto, 1985-89.....	3,453
8. Tim James, 1995-99.....	3,371
9. James Jones, 1999-2003.....	3,351
10. Anthony Lawrence II, 2015-19.....	3,300

* Statistic not kept until the 1985-86 season

20-POINT GAMES

1. Rick Barry, 1962-65.....	61
Don Curnutt, 1967-70.....	61
3. Eric Brown, 1985-89.....	54
4. Dick Hickox, 1958-61.....	41
5. Jack McClinton, 2006-09.....	37
6. Darius Rice, 2000-04.....	35
7. Mike Wittman, 1964-67.....	33
8. Johnny Hemsley, 1996-00.....	29
Joe Wylie, 1988-91.....	29
10. Tim James, 1995-99.....	28
Ron Godfrey, 1958-61.....	28
Willie Allen, 1968-71.....	28

INDIVIDUAL RECORDS - CAREER - ACC GAMES ONLY

SCORING

##	Player (Seasons)	Pts	Avg
1.	Jack McClinton (2006-09)	888	18.7
2.	Durand Scott (2009-13)	798	12.1
3.	Davon Reed (2013-17)	752	10.4
4.	Guillermo Diaz (2004-06)	629	19.7
5.	Dwayne Collins (2006-10)	613	9.9
6.	Anthony Lawrence II (2015-18)	573	8.1
7.	Rion Brown (2010-14)	566	8.3
8.	Anthony Harris (2004-07)	560	11.7
9.	Sheldon McClellan (2014-16)	539	15.0
10.	Robert Hite (2004-06)	524	16.4

REBOUNDING

##	Player (Seasons)	Reb	Avg
1.	Tonye Jekiri (2012-16)	490	6.8
2.	Dwayne Collins (2006-10)	427	6.9
3.	Reggie Johnson (2009-13)	417	6.8
4.	Anthony Lawrence II (2015-18)	335	4.7
5.	Anthony King (2004-08)	319	6.5
6.	Durand Scott (2009-13)	274	4.2
7.	Ebuka Izundu (2015-19)	264	4.4
8.	Brian Asbury (2005-09)	259	4.0
9.	Davon Reed (2013-17)	255	3.5
10.	Jimmy Graham (2005-09)	253	4.5

FIELD GOAL PCT, Min. 1.5 FGM/game

##	Player (Seasons)	FGM-A	Pct
1.	Ebuka Izundu (2015-18)	155-247	.628
2.	Dwayne Collins (2006-10)	236-429	.550
3.	Kenny Kadji (2011-13)	177-342	.518
4.	Anthony King (2004-08)	131-255	.514
5.	Julian Gamble (2008-13)	107-208	.514
6.	Reggie Johnson (2009-13)	191-376	.508
7.	Tonye Jekiri (2012-16)	166-341	.487
8.	Raymond Hicks (2004-08)	90-190	.474
9.	Jimmy Graham (2005-09)	84-178	.472
10.	Sheldon McClellan (2014-16)	171-370	.462

FIELD GOALS MADE

##	Player (Seasons)	FGM
1.	Durand Scott (2009-13)	293
2.	Jack McClinton (2006-09)	289
3.	Davon Reed (2013-17)	254
4.	Dwayne Collins (2006-10)	236
5.	Guillermo Diaz (2004-06)	213
6.	Anthony Harris (2004-07)	207
7.	Anthony Lawrence II (2015-18)	195
8.	Rion Brown (2010-14)	194
9.	Reggie Johnson (2009-13)	191
10.	Robert Hite (2004-06)	185

FREE THROW PCT, MIN. 1 FTM/Game

##	Player (Seasons)	FTM-A	Pct
1.	Jack McClinton (2006-09)	170-188	.904
2.	William Frisby (2004-05)	36-42	.857
3.	James Dews (2006-10)	71-84	.845
4.	Sheldon McClellan (2014-16)	142-170	.835
5.	Robert Hite (2004-06)	81-98	.827
6.	Brian Asbury (2005-09)	112-139	.806
7.	Davon Reed (2013-17)	128-159	.805
8.	Malcolm Grant (2009-12)	82-102	.804
9.	Lance Hurdle (2007-09)	77-98	.786
10.	Manu Lecomte (2013-15)	58-74	.784

FREE THROWS MADE

##	Player (Seasons)	FTM
1.	Jack McClinton (2006-09)	170
	Durand Scott (2009-13)	170
3.	Sheldon McClellan (2014-16)	142
4.	Dwayne Collins (2006-10)	141
5.	Davon Reed (2013-17)	128
6.	Guillermo Diaz (2004-06)	126
7.	Reggie Johnson (2009-13)	135
8.	Chris Lykes (2017-present)	116
9.	Brian Asbury (2005-09)	112
10.	Anthony Lawrence II (2015-18)	103

FREE THROWS ATTEMPTED

##	Player (Seasons)	FTA
1.	Dwayne Collins (2006-10)	249
2.	Durand Scott (2009-13)	224
3.	Reggie Johnson (2009-13)	195
4.	Jack McClinton (2006-09)	188
5.	Guillermo Diaz (2004-06)	171
6.	Sheldon McClellan (2014-16)	170
7.	Davon Reed (2013-17)	159
8.	Chris Lykes (2017-present)	150
9.	Anthony Lawrence II (2015-18)	147
10.	Brian Asbury (2005-09)	139

3-POINT FG PCT, MIN. 100 ATT.

##	Player (Seasons)	3FGM-A	Pct
1.	Kenny Kadji (2011-13)	52-119	.437
2.	Jack McClinton (2006-09)	150-357	.420
3.	Davon Reed (2013-17)	116-286	.406
4.	Adrian Thomas (2005-11)	99-258	.384
5.	Anthony Lawrence II (2015-18)	80-210	.381
6.	Trey McKinney Jones (2011-13)	46-124	.371
7.	Robert Hite (2004-06)	73-198	.369
8.	Guillermo Diaz (2004-06)	77-209	.368
9.	Malcolm Grant (2009-12)	104-285	.365
10.	Sheldon McClellan (2014-16)	55-158	.348



INDIVIDUAL RECORDS - CAREER - ACC GAMES ONLY

3-POINT FIELD GOALS MADE

##	Player (Seasons)	3FGM
1.	Jack McClinton (2006-09)	150
2.	Davon Reed (2013-17)	116
3.	Malcolm Grant (2009-12)	104
4.	Adrian Thomas (2005-11)	99
5.	<i>DJ Vasiljevic (2016-present)</i>	92
6.	Rion Brown (2010-14)	91
7.	Anthony Lawrence II (2015-18)	80
8.	Guillermo Diaz (2004-06)	77
9.	Robert Hite (2004-06)	73
10.	<i>Chris Lykes (2017-present)</i>	65

3-PT FIELD GOALS ATTEMPTED

##	Player (Seasons)	3FGA
1.	Jack McClinton (2006-09)	357
2.	Davon Reed (2013-17)	286
3.	Malcolm Grant (2009-12)	285
4.	Rion Brown (2010-14)	271
5.	Adrian Thomas (2005-11)	258
6.	James Dews (2006-10)	218
7.	Anthony Lawrence II (2015-18)	210
8.	Guillermo Diaz (2004-06)	209
9.	<i>Chris Lykes (2017-present)</i>	207
10.	Robert Hite (2004-06)	198

ASSISTS

##	Player (Seasons)	Ast	Avg
1.	Anthony Harris (2004-07)	187	3.9
2.	Durand Scott (2009-13)	178	2.7
3.	Angel Rodriguez (2014-16)	151	4.4
4.	Anthony Lawrence II (2015-18)	145	2.0
5.	Malcolm Grant (2009-12)	132	2.8
6.	Shane Larkin (2011-13)	128	3.8
7.	Davon Reed (2013-17)	114	1.6
8.	Jack McClinton (2006-09)	111	2.3
9.	<i>Chris Lykes (2017-present)</i>	109	3.0
10.	Garrius Adams (2009-14)	97	2.5

BLOCKED SHOTS

##	Player (Seasons)	Blk	Avg
1.	Anthony King (2004-08)	90	1.8
2.	Julian Gamble (2008-13)	69	1.2
3.	Tonye Jekiri (2012-16)	62	0.9
4.	Reggie Johnson (2009-13)	50	0.8
5.	Kenny Kadji (2011-13)	48	1.5
6.	Jimmy Graham (2005-09)	45	0.8
7.	Dwayne Collins (2006-10)	43	0.7
8.	Anthony Lawrence II (2015-18)	38	0.5
9.	Ebuka Izundu (2015-18)	34	0.6
10.	Davon Reed (2013-17)	26	0.4
	Gary Hamilton (2004-06)	26	0.8

STEALS

##	Player (Seasons)	Stl	Avg
1.	Durand Scott (2009-13)	91	1.4
2.	Anthony Lawrence II (2015-18)	73	1.0
3.	Davon Reed (2013-17)	59	0.8
4.	Guillermo Diaz (2004-06)	57	1.8
5.	Shane Larkin (2011-13)	55	1.6
6.	Brian Asbury (2005-09)	53	0.8
7.	Angel Rodriguez (2014-16)	52	1.5
8.	James Dews (2006-10)	48	0.8
9.	Robert Hite (2004-06)	46	1.4
10.	Tonye Jekiri (2014-16)	44	0.6

MINUTES PLAYED

##	Player (Seasons)	Min	Avg
1.	Durand Scott (2009-13)	2,155	32.7
2.	Davon Reed (2013-17)	2,000	27.8
3.	Anthony Lawrence II (2015-18)	1,835	25.8
4.	Tonye Jekiri (2012-16)	1,657	23.0
5.	Jack McClinton (2006-09)	1,624	33.8
6.	Rion Brown (2010-14)	1,586	23.3
7.	James Dews (2006-10)	1,579	25.1
8.	Dwayne Collins (2006-10)	1,571	25.1
9.	Garrius Adams (2009-14)	1,404	25.5
10.	Anthony Harris (2004-07)	1,403	29.2



OPPONENT TEAM RECORDS - GAME - ACC GAMES ONLY

POINTS

105	at North Carolina	1/31/07
103	at Florida State	1/27/18
98	North Carolina	1/23/08
98	Florida State	3/3/07
96	at Wake Forest	1/18/17

FIELD GOALS MADE

36	at Duke 3/2/19	
36	North Carolina	1/23/08
36	at North Carolina	1/31/07
36	at Wake Forest	1/29/05

FIELD GOAL ATTEMPTS

76	at Duke	2/7/09
75	North Carolina	1/23/08
74	Duke	1/23/13

FIELD GOAL PERCENTAGE

.683 (28-41)	Duke	1/14/07
.610 (36-59)	at Wake Forest	1/29/05
.608 (31-51)	Duke	1/19/05
.600 (33-55)	at Florida State	1/27/18
.596 (34-57)	Florida State	3/3/07

3-PT FIELD GOALS MADE

15	Duke	2/20/08
14	at Virginia Tech	3/8/19
14	at Syracuse	1/24/19
14	at NC State	1/27/09
14	at Duke	3/3/05

3-PT FG ATTEMPTS

39	at Duke	2/7/09
37	Duke	2/20/08
34	Virginia Tech	12/8/13

3-PT FG PERCENTAGE, MIN. 10 MADE

.667 (12-18)	at NC State	12/18/05
.625 (10-16)	at Clemson	2/27/08
.611 (11-18)	at NC State	2/4/17
.611 (11-18)	at NC State	1/19/08
.600 (12-20)	Florida State	1/27/19

FREE THROWS MADE

34	Virginia Tech	1/23/07
32	at Florida State	3/8/08
31	at Florida State	2/18/09
29	at Duke	2/19/06

FREE THROW ATTEMPTS

42	at Florida State	3/8/08
42	Virginia Tech	1/23/07
40	at Duke	2/2/08
39	at Florida State	1/27/18

FREE THROW PERCENTAGE, MIN. 10 MADE

1.000 (15-15)	Clemson	2/13/19
.941 (16-17)	at Clemson	1/13/18
.933 (14-15)	Florida State	2/1/17
.933 (14-15)	at Duke	1/2/11
.923 (12-13)	at Virginia Tech	3/8/19

REBOUNDS

51	NC State	1/3/19
51	at North Carolina	3/2/10
51	Maryland	2/5/05
49	at North Carolina	1/31/07
48	Maryland	1/13/13

ASSISTS

26	North Carolina	1/19/19
26	at North Carolina	1/31/07
22	at Syracuse	1/24/19
22	at NC State	1/21/18
21	at Florida State	1/20/07

STEALS

17	Georgia Tech	2/3/11
15	at Georgia Tech	3/6/11
13	at Georgia Tech	1/3/18
13	Clemson	12/21/08

BLOCKED SHOTS

13	at Georgia Tech	1/3/18
12	at NC State	12/18/05
11	at Syracuse	1/24/19
11	Florida State	1/7/18
11	at NC State	2/4/17

TURNOVERS

23	Duke	2/20/08
22	at Georgia Tech	2/17/08
20	at Maryland	3/1/06
20	Maryland	1/7/06

FOULS

29	Florida State	2/26/12
28	Florida State	2/25/15
27	at Boston College	2/16/15
27	Virginia Tech	1/31/10



OPPONENT TEAM LOWS - GAME - ACC GAMES ONLY

POINTS

38	Clemson.....	1/18/06
42	at Georgia Tech.....	1/18/14
42	Boston College.....	2/22/14

FIELD GOALS MADE

13	at Georgia Tech.....	1/18/14
13	at Maryland.....	1/10/07
14	Boston College.....	2/22/14

FIELD GOAL ATTEMPTS

37	at Virginia Tech.....	2/27/17
38	at Wake Forest.....	2/17/07
39	at Wake Forest.....	2/9/11

FIELD GOAL PERCENTAGE

.224 (13-58)	at Maryland.....	1/10/07
.254 (15-59)	Clemson.....	1/18/06
.274 (17-62)	Georgia Tech.....	2/3/11

3-PT FIELD GOALS MADE

2	at Virginia.....	1/12/16
2	Florida State.....	1/9/16
2	Georgia Tech.....	1/28/15
2	at North Carolina.....	1/10/12
2	at Maryland.....	3/1/06

3-PT FG ATTEMPTS

7	at Virginia.....	1/12/16
7	NC State.....	2/27/10
9	at Florida State.....	2/1/15
9	at NC State.....	2/2/13

3-PT FG PERCENTAGE

.105 (2-19)	Florida State.....	1/9/16
.125 (2-16)	at North Carolina.....	1/10/12
.143 (4-28)	Notre Dame.....	2/6/19
.143 (4-28)	Georgia Tech.....	2/3/11

FREE THROWS MADE

0	Clemson.....	2/8/15
1	Virginia Tech.....	12/8/13
2	Georgia Tech.....	2/15/17

FREE THROW ATTEMPTS

1	Clemson.....	2/8/15
3	Georgia Tech.....	2/15/17
3	Virginia Tech.....	12/8/13

FREE THROW PCT, MIN. 10 ATT

.364 (4-11)	Clemson.....	1/18/06
.385 (5-13)	at Clemson.....	2/17/13
.400 (4-10)	Wake Forest.....	3/8/14

REBOUNDS

17	Georgia Tech.....	2/15/17
19	Virginia Tech.....	2/18/15
19	Wake Forest.....	3/8/14

ASSISTS

4	Maryland.....	1/13/13
6	Boston College.....	2/5/13
6	Florida State.....	1/27/13
6	Georgia Tech.....	2/3/11

STEALS

0	at Virginia Tech.....	3/7/15
0	Boston College.....	2/22/14
0	at Boston College.....	2/16/06

BLOCKED SHOTS

0	13 times, last at Virginia Tech.....	3/8/19
---	--------------------------------------	--------

TURNOVERS

5	Syracuse.....	1/25/14
5	Boston College.....	1/19/10
6	at Syracuse.....	1/24/19
6	Notre Dame.....	1/12/17
6	at Notre Dame.....	3/2/16
6	Louisville.....	2/27/16
6	Boston College.....	1/10/15
6	Notre Dame.....	2/19/14
6	at Clemson.....	2/17/13

FOULS

7	at Pittsburgh.....	1/14/17
7	at Georgia Tech.....	1/24/12
8	at Syracuse.....	1/24/19
8	at Clemson.....	3/4/14
8	North Carolina.....	2/15/09

OPPONENT TEAM RECORDS BY HALF (SINCE 2004-05)

POINTS

64	at North Carolina (2nd)	1/31/07
59	Duke (2nd)	2/20/08
59	at Duke (1st)	2/19/06

FIELD GOALS MADE

23	Clemson (2nd)	12/21/08
21	at North Carolina (2nd)	2/20/16
22	South Alabama (2nd)	11/28/14
22	at North Carolina (2nd)	1/31/07

FIELD GOAL ATTEMPTS

47	South Alabama (2nd)	11/28/14
42	Florida Atlantic (1st)	11/29/04
41	North Carolina (1st)	1/23/08

FIELD GOAL PERCENTAGE, MIN. 15 MADE

.810 (17-21)	Duke (1st)	1/14/07
.750 (15-20)	vs. UCF (2nd)	12/18/10
.708 (17-24)	Binghamton (2nd)	12/20/06

3-PT FIELD GOALS MADE

11	at Penn (1st)	12/4/18
11	at Wake Forest (1st)	2/11/15
10	Duke (2nd)	2/20/08

3-PT FG ATTEMPTS

22	at Duke (2nd)	2/7/09
21	vs. Akron (2nd)	12/23/10
21	Stetson (2nd)	11/29/08
21	at Duke (2nd)	3/3/05
21	vs. Duke (1st)	3/10/06

3-PT FG PERCENTAGE, MIN. 7 MADE

.800 (8-10)	at NC State (1st)	2/4/17
.778 (7-9)	at Virginia Tech (1st)	1/13/10
.778 (7-9)	at Clemson (1st)	2/27/08
.778 (7-9)	at Louisville (2nd)	12/23/06

FREE THROWS MADE

24	Virginia (2nd)	3/1/08
22	at Florida State (2nd)	3/8/08
22	Virginia Tech (2nd)	1/23/07

FREE THROW ATTEMPTS

37	vs. UCF (2nd)	12/18/10
29	Virginia Tech (2nd)	1/23/07
28	Virginia (2nd)	3/1/08
28	at Clemson (2nd)	2/27/08

FREE THROW PERCENTAGE, MIN. 10 MADE

1.000 (12-12)	at Wake Forest (1st)	1/18/17
1.000 (11-11)	vs. Clemson (2nd)	2/13/19
1.000 (11-11)	vs. North Carolina (1st)	3/9/17
1.000 (11-11)	Florida State (2nd)	2/1/17

1.000 (11-11)	at Clemson (2nd)	1/16/16
1.000 (10-10)	Pittsburgh (1st)	2/9/16
1.000 (10-10)	Florida State (2nd)	1/15/14
1.000 (10-10)	at Duke (2nd)	1/2/11
1.000 (10-10)	North Carolina (1st)	1/23/08

REBOUNDS

31	at North Carolina (1st)	3/2/10
31	Maryland (1st)	2/5/05
29	vs. Virginia Tech (2nd)	3/14/08
29	at North Carolina (2nd)	1/31/07

ASSISTS

16	at North Carolina (2nd)	2/20/16
15	at Florida (1st)	3/20/09

STEALS

11	Georgia Tech (2nd)	2/3/11
10	at Florida State (1st)	2/26/11

BLOCKED SHOTS

7	at Syracuse (2nd)	1/24/19
7	at NC State (1st)	2/4/17
7	vs. Florida Atlantic (2nd)	12/19/09
7	at Georgia Tech (1st)	3/4/09
7	at Mississippi State (1st)	12/13/07
7	at Massachusetts (2nd)	1/2/07
7	at NC State (1st)	12/18/05

TURNOVERS

15	Nova Southeastern (1st)	11/16/09
15	at Georgia Tech (1st)	2/17/08

FOULS

21	NC State (2nd)	3/7/09
19	Florida State (2nd)	2/26/12
19	Florida Atlantic (2nd)	1/5/09



OPPONENT TEAM LOWS BY HALF (SINCE 2004-05)

POINTS

12	College of Charleston (1st)	12/30/14
14	South Carolina State (1st)	12/6/17
14	Maryland (1st)	1/13/13
15	vs. San Diego (2nd)	11/24/08
15	Wofford (2nd)	12/10/05

FIELD GOALS MADE

4	North Florida (2nd)	12/31/08
5	at Georgia Tech (1st)	1/18/14
5	Florida State (1st)	1/19/11
5	vs. NC State (1st)	3/13/08
5	Birmingham-Southern (1st)	12/3/05

FIELD GOAL ATTEMPTS

12	at Northwestern (2nd)	11/28/06
16	at Virginia Tech (2nd)	2/24/07
17	at Virginia (2nd)	2/26/14
17	at Boston College (2nd)	1/29/12
17	at Wake Forest (2nd)	2/9/11
17	at Virginia Tech (2nd)	2/19/05
17	North Carolina A&T (2nd)	11/22/05

FIELD GOAL PERCENTAGE

.161 (5-31)	Birmingham-Southern (1st)	12/3/05
.190 (4-21)	North Florida (2nd)	12/31/08
.192 (5-26)	Florida State (1st)	1/19/11
.194 (6-31)	at Duke (1st)	2/7/09
.200 (7-35)	Charlotte (1st)	12/5/15
.200 (6-30)	N.C. Central (2nd)	1/3/09

3-PT FIELD GOALS MADE

0	Numerous times	
	Last Clemson (1st)	2/13/19

3-PT FG ATTEMPTS

1	Columbia (2nd)	12/28/16
1	vs. Marquette (2nd)	3/28/13
2	vs. Virginia (2nd)	3/11/16
2	at Wake Forest (2nd)	2/23/13
2	at Virginia Tech (2nd)	2/24/07

3-PT FG PERCENTAGE, MIN. 10 ATT.

.000 (0-10)	Florida State (2nd)	1/27/13
.000 (0-10)	N.C. Central (2nd)	11/19/10
.000 (0-10)	at Kentucky (2nd)	12/6/08
.000 (0-10)	N.C. Central (2nd)	1/3/09
.000 (0-11)	Clemson (1st)	2/13/19
.071 (1-14)	Notre Dame (2nd)	2/6/19
.071 (1-14)	Georgia Tech (1st)	2/3/11

FREE THROWS MADE

0	Numerous times	
	Last at Boston College (1st)	2/17/19

FREE THROW ATTEMPTS

0	Numerous times	
	Last at Boston College (1st)	2/17/19

FREE THROW PERCENTAGE, MIN. 10 ATT.

.167 (2-12)	Florida State (2nd)	1/19/11
.200 (2-10)	Pittsburgh (2nd)	3/5/19
.364 (4-11)	at Clemson (2nd)	2/17/13
.364 (4-11)	Virginia (2nd)	2/5/11
.400 (6-15)	North Carolina A&T (2nd)	12/23/07
.400 (6-15)	at Clemson (2nd)	2/28/07
.400 (4-10)	Georgia Tech (1st)	2/10/10
.400 (4-10)	Maryland (1st)	2/5/05
.400 (6-15)	Morgan State (2nd)	11/19/05

REBOUNDS

7	Wake Forest (2nd)	3/8/14
7	Clemson (2nd)	3/9/13
7	at Florida State (1st)	2/13/13
7	Virginia Tech (2nd)	2/18/15

ASSISTS

0	Princeton (1st)	12/29/15
1	Numerous times	
	Last Clemson (1st)	2/13/19

STEALS

0	Numerous times.	
	Last at Louisville (2nd)	1/6/19

BLOCKED SHOTS

0	Numerous times.	
	Last vs. Virginia Tech (1st)	3/13/19

TURNOVERS

0	Louisville (2nd)	1/6/19
0	Syracuse (2nd)	1/25/14
1	Notre Dame (2nd)	1/12/17
1	vs. Temple (2nd)	3/31/15
1	Boston College (2nd)	1/10/15
1	at Duke (2nd)	2/5/12
1	Boston College (2nd)	1/19/10
1	Ohio State (2nd)	12/2/08
1	NC Central (2nd)	1/3/09
1	at Florida State (2nd)	2/18/09
1	at Temple (1st)	11/27/05

FOULS

1	at Charlotte (1st)	11/25/14
2	Duke (1st)	2/25/17
2	at NC State (1st)	2/4/17
2	Duke (1st)	1/25/16
2	at Syracuse (1st)	1/24/15
2	NC Central (1st)	3/17/15
2	at Clemson (1st)	3/4/14
2	at North Carolina (1st)	1/10/13
2	at Georgia Tech (1st)	1/24/12
2	Missouri State (1st)	3/21/11
2	at Creighton (1st)	3/20/06

OPPONENT INDIVIDUAL RECORDS - GAME

POINTS

58 Danny Ferry, Duke 12/10/88

FIELD GOALS MADE

23 Danny Ferry, Duke 12/10/88

FIELD GOALS ATTEMPTED

31 Victor Page, Georgetown 3/6/97

FIELD GOAL PERCENTAGE

1.000 (11-11) Hakim Warrick, Syracuse 2/14/04

3-PT FIELD GOALS MADE

9 Lewis Clinch, Georgia Tech 3/4/09

9 Mike Hargett, George Mason 11/23/90

3-PT FIELD GOALS ATTEMPTED

20 Terrell Stoglin, Maryland 2/1/12

3-PT FIELD GOAL PERCENTAGE

1.000 (5-5) C.J. Harris, Wake Forest 2/23/13

1.000 (5-5) Jerry McCullough, Pitt 1/12/94

FREE THROWS MADE

17 Seth Allen, Virginia Tech 3/10/16

17 C.J. Harris, Wake Forest 2/9/11

17 Troy Bell, Boston College 1/13/01

17 Jason Lawson, Villanova 3/5/94

FREE THROWS ATTEMPTED

21 Jason Lawson, Villanova 3/5/94

FREE THROW PERCENTAGE

1.000 (17-17) Troy Bell, Boston College 1/13/01

REBOUNDS

24 Darrell Coleman, South Florida 3/1/88

ASSISTS

14 Markell Johnson, NC State 1/21/18

14 Brandon Knight, Pittsburgh 3/8/02

14 Tommy Amaker, Duke 2/19/86

STEALS

8 Eric Murdock, Providence 1/27/88

BLOCKED SHOTS

13 Kyle Davis, Auburn 3/14/01

TURNOVERS

11 Zlatko Savovic, Lehigh 12/27/01



OPPONENT INDIVIDUAL RECORDS - GAME - ACC GAMES ONLY

POINTS

45	Al Thornton vs. Florida State	3/3/07
41	Sean Singletary vs. Virginia	3/1/08
36	Ryan Kelly at Duke	3/2/13

FIELD GOALS MADE

16	Al Thornton vs. Florida State	3/3/07
13	Olivier Hanlan at Boston College	2/16/15
12	Jerome Robinson vs. Boston Coll.....	2/10/18
12	Omer Yurtseven at NC State	1/21/18
12	Sean Singletary vs. Virginia	3/1/08
12	Malcolm Brogdon vs. Virginia	2/22/16

FIELD GOAL ATTEMPTS

26	Olivier Hanlan at Boston College	2/16/15
26	Terrell Stoglin vs. Maryland	2/1/12
25	Sean Singletary vs. Virginia	3/1/08

FG PCT, MIN. 7 MADE

1.000 (7-7)	Montay Brandon at Florida St....	2/1/15
1.000 (7-7)	Dez Wells at Maryland	1/29/14
1.000 (7-7)	Ra'Sean Dickey vs. Ga. Tech..	12/3/06
.917 (11-12)	Shelden Williams vs. Duke	1/19/05

3-POINT FG MADE

9	Lewis Clinch at Georgia Tech	3/4/09
8	Ty Outlaw at Virginia Tech	2/27/17
7	Coby White at North Carolina	2/9/19
7	Ryan Kelly at Duke	3/2/13
7	Toney Douglas vs. Florida State	1/21/09
7	Wayne Ellington at North Carolina	1/17/09

3-POINT FG ATTEMPTS

20	Terrell Stoglin vs. Maryland	2/1/12
16	Lewis Clinch at Georgia Tech	3/4/09
14	Jarell Eddie vs. Virginia Tech	12/8/13
14	Toney Douglas vs. Florida State	1/21/09

3-PT FG PCT, MIN. 5 MADE

1.000 (5-5)	C.J. Harris at Wake Forest	2/23/13
.857 (6-7)	Dinos Mitoglou at Wake Forest ..	2/11/15
.857 (6-7)	Pat Connaughton vs. ND.....	2/19/14

FREE THROWS MADE

17	C.J. Harris at Wake Forest	2/9/11
15	Tyler Hansbrough vs. North Carolina ...	1/23/08
15	Zabian Dowdell vs. Virginia Tech	1/23/07

FREE THROW ATTEMPTS

18	C.J. Harris at Wake Forest	2/9/11
18	Zabian Dowdell vs. Virginia Tech	1/23/07
16	Malcolm Delaney at Virginia Tech	1/13/10
16	Tyler Hansbrough vs. North Carolina ...	1/23/08

FREE THROW PCT, MIN. 10 MADE

1.000 (11-11)	Al Thornton vs. Florida State	3/3/07
1.000 (11-11)	Jon Scheyer vs. Duke	1/14/07
1.000 (10-10)	Anthony Barber at NC State....	1/30/16

REBOUNDS

18	Gani Lawal vs. Georgia Tech.....	2/10/10
16	Trevor Booker vs. Clemson	12/21/08
15	Brice Johnson at North Carolina.....	2/20/16
15	Jahlil Okafor at Duke	1/13/15
15	Jabari Parker vs. Duke	1/22/14
15	Corey Raji vs. Boston College	2/21/09
15	Shelden Williams at Duke	2/19/06
15	Sharrod Ford vs. Clemson	1/26/05
15	Sean May at North Carolina	1/22/05

ASSISTS

14	Markell Johnson at NC State	1/18/18
12	Tyrese Rice at Boston College	1/16/07
11	Theo Pinson at North Carolina	2/27/18
11	John Gillon at Syracuse	1/4/17
10	Ty Lawson vs. North Carolina	1/23/08
10	Daniel Ewing at Duke	3/3/05

STEALS

6	Nickeil Alexander-Walker at Va. Tech	3/8/19
6	Tre Jones at Duke	3/2/19
6	Chris Jones at Louisville	2/3/15
5	Grayson Allen vs. Duke	1/15/18
5	Braian Angola vs. Florida State	1/7/18
5	Jordan Roper at Clemson	1/16/16
5	Iman Shumpert at Georgia Tech.....	3/6/11
5	Seth Curry vs. Duke	2/13/11
5	Iman Shumpert vs. Georgia Tech	2/3/11
5	Jon Scheyer vs. Duke	2/17/10
5	Brian Zoubek vs. Duke	2/17/10

BLOCKED SHOTS

7	Cedric Simmons at NC State	12/18/05
5	Paschal Chukwu at Syracuse	1/24/19
5	Ray Spalding vs. Louisville	1/24/18
5	Omer Yurtseven at NC State	2/4/17
5	Boris Bojanovsky at Florida State.....	2/14/16
5	Travis McKie at Wake Forest	2/23/13
5	Alade Aminu at Georgia Tech	3/4/09
5	Tyrelle Blair at Boston College	1/15/08

TURNOVERS

9	Rakim Sanders vs. Boston College	3/5/08
8	Michael Gbinije vs. Syracuse.....	1/2/16
7	Jose Alvarado at Georgia Tech.....	1/3/18
7	Bernard James at Florida State	2/11/12



OPPONENT INDIVIDUAL RECORDS BY HALF (SINCE 2004-05)

POINTS

31	Sean Singletary vs. Virginia (2nd)	3/1/08
30	Xavier Rathan-Mayes vs. Florida St. (2nd) ..	2/25/15
27	Tyler Hansbrough vs. North Carolina (2nd) ..	1/23/08
27	Eric Maynor vs. VCU (2nd)	11/16/07

FIELD GOALS MADE

10	Jordan Parks vs. NC Central (2nd)	3/17/15
10	Eric Maynor vs. VCU (2nd)	11/16/07
9	Adam Pegg vs. Stetson (2nd)	11/9/12

FIELD GOAL ATT.

20	Eric Maynor vs. VCU (2nd)	11/16/07
16	Sean Singletary vs. Virginia (2nd)	3/1/08
16	Dwain Williams vs. Providence (2nd)	11/18/07

FG PCT, MIN. 7 MADE

1.000 (7-7)	Dez Wells at Maryland (2nd)	1/29/14
1.000 (7-7)	Adam Leonard vs. Missouri St. (2nd) ..	3/21/11

3-POINT FG MADE

7	Wayne Ellington at North Carolina (2nd)	1/17/09
6	Coby White at North Carolina (2nd)	2/9/19
6	Xavier Rathan-Mayes vs. Florida St. (2nd) ..	2/25/15
6	Adam Leonard vs. Missouri State (2nd)	3/21/11
6	Lewis Clinch at Georgia Tech (1st)	3/04/09

3-POINT FG ATT.

10	Terrell Stoglin vs. Maryland (2nd)	2/1/12
10	Wayne Ellington at North Carolina (2nd)	1/17/09
10	Patrick Mills vs. Saint Mary's (2nd)	3/21/08

3-PT FG PCT, MIN. 5 MADE

1.000 (6-6)	Coby White at North Carolina (2nd) ..	2/9/19
1.000 (6-6)	Adam Leonard vs. Missouri St. (2nd) ..	3/21/11
1.000 (5-5)	Dinos Mitoglou at Wake Forest (1st) ..	2/11/15
1.000 (5-5)	C.J. Harris at Wake Forest (1st)	2/23/13

FREE THROWS MADE

13	Sean Singletary vs. Virginia (2nd)	3/1/08
11	Seth Allen vs. Virginia Tech (2nd)	3/10/16
11	Toney Douglas at Florida State (2nd)	2/18/09
11	Tyler Hansbrough vs. North Carolina (2nd) ..	1/23/08
11	Zabian Dowdell vs. Virginia Tech (2nd)	1/23/07

FREE THROW ATT.

14	Sean Singletary vs. Virginia (2nd)	3/1/08
14	Zabian Dowdell vs. Virginia Tech (2nd)	1/23/07
12	Arsalan Kazemi vs. Rice (2nd)	12/22/10
12	Malcolm Delaney at Virginia Tech (2nd)	1/13/10
12	Toney Douglas at Florida State (2nd)	2/18/09
12	Tyler Hansbrough vs. North Carolina (2nd) ..	1/23/08

FT PCT, MIN. 8 MADE

1.000 (11-11)	Seth Allen vs. Virginia Tech (2nd)	3/10/16
1.000 (9-9)	Marquise Reed vs. Clemson (2nd) ..	2/13/19
1.000 (8-8)	C.J. Harris at Wake Forest (2nd)	2/9/11
1.000 (8-8)	Luke Loucks vs. Florida State (2nd) ..	3/9/12
1.000 (8-8)	Tyler Hansbrough at N. Carolina (1st) ..	1/17/09
1.000 (8-8)	Tyrese Rice vs. Boston College (2nd) ..	2/7/07
1.000 (8-8)	Tyler Hansbrough at N. Carolina (1st) ..	1/14/06

REBOUNDS

13	Gani Lawal vs. Georgia Tech (2nd)	2/10/10
11	Dionte Ferguson vs. South Alabama (2nd) ..	11/28/14
11	Nnanna Egwu vs. Illinois (2nd)	3/24/13
11	Geoff McDermott vs. Providence (2nd)	11/18/07

ASSISTS

8	Kris Dunn vs. Providence (2nd)	12/22/14
8	Kendall Marshall vs. North Carolina (2nd) ..	3/11/11
8	Tyrese Rice at Boston College (1st)	1/16/07

STEALS

5	Nickeil Alexander-Walker vs. Virginia Tech (2nd) ..	1/30/19
5	James Daniel vs. Howard (1st)	11/14/14
5	Jeremy Chappell vs. Robert Morris (2nd) ..	12/14/08
4	Tre Jones at Duke (1st)	3/2/19
4	Levi Randolph vs. Alabama (1st)	3/21/15
4	Chris Jones vs. Louisville (2nd)	2/3/15
4	Madison Jones at Wake Forest (2nd)	2/23/13
4	David Williams vs. UNCG (2nd)	1/2/12
4	Mike Coburn at Rutgers (1st)	11/21/10
4	Al Nolen vs. Minnesota (1st)	12/2/09
4	Tony Bethel vs. NC State (1st)	2/8/06

BLOCKED SHOTS

6	Jarvis Varnado at Mississippi State (1st)	12/13/07
6	Stephane Lasme at Massachusetts (2nd)	1/2/07
6	Cedric Simmons at NC State (1st)	12/18/05



TEAM RECORDS - NCAA TOURNAMENT

POINTS SCORED

80	vs. Missouri	3/14/02
79	vs. Buffalo	3/17/16
78	vs. Pacific	3/22/13
78	vs. St. Mary's	3/21/08
75	vs. Lafayette	3/12/99
75	vs. Arkansas	3/17/00
75	vs. Ohio State	3/19/00

FIELD GOALS MADE

28	vs. St. Mary's	3/21/08
27	vs. Lafayette	3/12/99
26	vs. Ohio State	3/19/00
25	vs. Purdue	3/14/99
25	vs. Villanova	3/24/16
25	vs. Loyola Chicago	3/15/18

FIELD GOAL ATTEMPTS

76	vs. Purdue	3/14/99
68	vs. Missouri	3/14/02
63	vs. Marquette	3/28/13
63	vs. St. Mary's	3/21/08
61	vs. UCLA	3/13/98

FIELD GOAL PERCENTAGE

.553 (21-38)	vs. Wichita State	3/19/16
.532 (25-47)	vs. Villanova	3/24/16
.510 (26-51)	vs. Ohio State	3/19/00
.510 (25-49)	vs. Loyola Chicago	3/15/18
.482 (27-56)	vs. Lafayette	3/12/99

3-POINT FIELD GOALS MADE

12	vs. Pacific	3/22/13
10	vs. Villanova	3/24/16
10	vs. Lafayette	3/12/99
10	vs. Tulsa	3/24/00
9	vs. Illinois	3/24/13
9	vs. Texas	3/23/08

3-POINT FIELD GOALS ATTEMPTED

26	vs. Marquette	3/28/13
25	vs. Illinois	3/24/13
23	vs. Missouri	3/14/02
22	vs. Pacific	3/22/13
22	vs. Texas	3/23/08

3-POINT FIELD GOAL PERCENTAGE

.625 (10-16)	vs. Lafayette	3/12/99
.588 (10-17)	vs. Villanova	3/24/16
.588 (10-17)	vs. Tulsa	3/24/00
.583 (7-12)	vs. Wichita State	3/19/16
.583 (7-12)	vs. Arkansas	3/17/00

FREE THROWS MADE

28	vs. Missouri	3/14/02
26	vs. Buffalo	3/17/16
22	vs. Arkansas	3/17/00
19	vs. Texas	3/23/08
18	vs. Pacific	3/22/13

FREE THROWS ATTEMPTED

35	vs. Missouri	3/14/02
34	vs. Buffalo	3/17/16
32	vs. Arkansas	3/17/00
23	vs. Wichita State	3/19/16
22	vs. Texas	3/23/08

FREE-THROW PERCENTAGE

.895 (17-19)	vs. Ohio State	3/19/00
.864 (19-22)	vs. Texas	3/23/08
.857 (18-21)	vs. Pacific	3/22/13
.810 (17-21)	vs. St. Mary's	3/21/08
.800 (12-15)	vs. Purdue	3/14/99
.800 (28-35)	vs. Missouri	3/14/02

REBOUNDS

47	vs. Lafayette	3/12/99
47	vs. St. Mary's	3/21/08
45	vs. Purdue	3/14/99
44	vs. Buffalo	3/17/16
44	vs. UCLA	3/13/98

ASSISTS

20	vs. Lafayette	3/12/99
19	vs. Ohio State	3/19/00
17	vs. Arkansas	3/17/00
14	vs. St. Mary's	3/21/08
13	vs. UCLA	3/13/98

STEALS

12	vs. UCLA	3/13/98
10	vs. Wichita State	3/19/16
10	vs. Lafayette	3/12/99
9	vs. Michigan State	3/17/17
8	vs. Purdue	3/14/99
8	vs. Tulsa	3/24/00

BLOCKED SHOTS

9	vs. Lafayette	3/12/99
7	vs. Loyola Chicago	3/15/18
6	vs. Buffalo	3/17/16
4	vs. Wichita State	3/19/16
4	vs. Pacific	3/22/13
4	vs. Missouri	3/14/02
4	vs. St. Mary's	3/21/08

INDIVIDUAL GAME RECORDS - NCAA TOURNAMENT

POINTS SCORED

38	Jack McClinton vs. St. Mary's	3/21/08
31	Johnny Hemsley vs. Lafayette	3/12/99
28	Angel Rodriguez vs. Wichita State	3/19/16
26	Sheldon McClellan vs. Villanova	3/24/16
24	Angel Rodriguez vs. Buffalo	3/17/16
24	Johnny Hemsley vs. Ohio State	3/19/00

FIELD GOALS MADE

12	Jack McClinton vs. St. Mary's	3/21/08
10	Johnny Hemsley vs. Lafayette	3/12/99
9	Angel Rodriguez vs. Wichita State	3/19/16
9	Johnny Hemsley vs. Ohio State	3/19/00
8	Sheldon McClellan vs. Villanova	3/24/16

FIELD GOALS ATTEMPTS

21	Tim James vs. Purdue	3/14/99
19	Jack McClinton vs. St. Mary's	3/21/08
17	Johnny Hemsley vs. UCLA	3/13/98
16	Johnny Hemsley vs. Ohio State	3/19/00
15	Angel Rodriguez vs. Buffalo	3/17/16
15	Johnny Hemsley vs. Lafayette	3/12/99
15	Mario Bland vs. Tulsa	3/24/00
15	Darius Rice vs. Missouri	3/14/02

FIELD GOAL PERCENTAGE, MIN. 6 MADE

.818 (9-11)	Angel Rodriguez vs. Wichita St.	3/19/16
.750 (9-12)	Johnny Hemsley vs. Lafayette	3/12/99
.750 (6-8)	Mario Bland vs. UCLA	3/13/98
.750 (6-8)	John Salmons vs. Arkansas	3/17/00
.667 (8-12)	Sheldon McClellan vs. Villanova	3/24/16
.667(6-9)	Tim James vs. UCLA	3/13/98

3-POINT FIELD GOALS MADE

9	Johnny Hemsley vs. Lafayette	3/12/99
5	Sheldon McClellan vs. Villanova	3/24/16
5	Rion Brown vs. Illinois	3/24/13
5	Durand Scott vs. Pacific	3/22/13
5	Johnny Hemsley vs. Arkansas	3/17/00

3-POINT FIELD GOALS ATTEMPTS

12	Johnny Hemsley vs. Lafayette	3/12/99
10	Rion Brown vs. Illinois	3/24/13
10	Johnny Hemsley vs. Arkansas	3/17/00
10	Jack McClinton vs. Texas	3/23/08
9	Johnny Hemsley vs. Ohio State	3/19/00
9	Marcus Barnes vs. Missouri	3/14/02

3-POINT FIELD GOAL PERCENTAGE, MIN. 5 MADE

.750 (9-12)	Johnny Hemsley vs. Lafayette	3/12/99
.714 (5-7)	Sheldon McClellan vs. Villanova	3/24/16
.625 (5-8)	Durand Scott vs. Pacific	3/22/13
.500 (5-10)	Rion Brown vs. Illinois	3/24/13
.500 (5-10)	Johnny Hemsley vs. Arkansas	3/17/00

FREE THROWS MADE

11	Jack McClinton vs. St. Mary's	3/21/08
10	Sheldon McClellan vs. Buffalo	3/17/16
10	Darius Rice vs. Missouri	3/14/02
9	Angel Rodriguez vs. Buffalo	3/17/16
7	Angel Rodriguez vs. Wichita State	3/19/16

FREE-THROW ATTEMPTS

13	Sheldon McClellan vs. Buffalo	3/17/16
11	Angel Rodriguez vs. Buffalo	3/17/16
11	Jack McClinton vs. St. Mary's	3/21/08
11	Darius Rice vs. Missouri	3/14/02
10	Mario Bland vs. UCLA	3/13/98

FREE-THROW PERCENTAGE, MIN. 5 MADE

1.000 (11-11)	Jack McClinton vs. St. Mary's....	3/21/08
1.000 (6-6)	Elton Tyler vs. Ohio State	3/19/00
1.000 (6-6)	John Salmons vs. Ohio State	3/19/00
1.000 (5-5)	Shane Larkin vs. Pacific	3/22/13
.909 (10-11)	Darius Rice vs. Missouri	3/14/02

REBOUNDS

13	Kamari Murphy vs. Buffalo	3/17/16
12	Davon Reed vs. Buffalo	3/17/16
11	Johnny Hemsley vs. UCLA	3/13/98
11	Mario Bland vs. Purdue	3/14/99
11	Mario Bland vs. Ohio State	3/19/00

ASSISTS

9	Shane Larkin vs. Pacific	3/22/13
8	Angel Rodriguez vs. Buffalo	3/17/16
8	Vernon Jennings vs. Lafayette	3/12/99
8	Vernon Jennings vs. Arkansas	3/17/00
7	Vernon Jennings vs. UCLA	3/13/98
7	Vernon Jennings vs. Tulsa	3/24/00

STEALS

4	Angel Rodriguez vs. Wichita State	3/19/16
4	Kevin Norris vs. UCLA	3/13/98
4	Johnny Hemsley vs. Lafayette	3/12/99
3	Bruce Brown vs. Michigan State	3/17/17
3	Ja'Quan Newton vs. Michigan State	3/17/17
3	Shane Larkin vs. Pacific	3/22/13
3	Vernon Jennings vs. Tulsa	3/24/00
3	Vernon Jennings vs. Ohio State	3/19/00
3	Vernon Jennings vs. Purdue	3/14/99
3	John Salmons vs. Lafayette	3/12/99
3	Johnny Hemsley vs. UCLA	3/13/98

BLOCKED SHOTS

4	Kamari Murphy vs. Buffalo	3/17/16
3	John Salmons vs. Lafayette	3/12/99
3	Jimmy Graham vs. Texas	3/23/08



INDIVIDUAL CAREER RECORDS - NCAA TOURNAMENT

POINTS SCORED (GAMES), YEARS IN NCAA

114	Johnny Hemsley (6), 1998, 1999, 2000
75	Mario Bland (6), 1998, 1999, 2000
70	John Salmons (6), 1999, 2000, 2002
65	Angel Rodriguez (3), 2016
64	Sheldon McClellan (3), 2016

FIELD GOALS MADE

38	Johnny Hemsley (6), 1998, 1999, 2000
26	John Salmons (6), 1999, 2000, 2002
25	Mario Bland (6), 1998, 1999, 2000
20	Angel Rodriguez (3), 2016
19	Elton Tyler (7), 1998, 1999, 2000, 2002

FIELD GOAL ATTEMPTS

85	Johnny Hemsley (6), 1998, 1999, 2000
54	Mario Bland (6), 1998, 1999, 2000
49	Elton Tyler (7), 1998, 1999, 2000, 2002
48	John Salmons (6), 1999, 2000, 2002
38	Tim James (3), 1998, 1999

FIELD GOAL PERCENTAGE, MIN. 10 MADE

.545 (18-33)	Sheldon McClellan (3), 2016
.542 (26-48)	John Salmons (6), 1999, 2000, 2002
.541 (20-37)	Angel Rodriguez (3), 2016
.515 (17-33)	Jack McCClinton (2), 2008
.484 (16-33)	Davon Reed (4), 2016, 2017

3-POINT FIELD GOALS MADE

23	Johnny Hemsley (6), 1998, 1999, 2000
9	Angel Rodriguez (3), 2016
9	Rion Brown (3), 2013
7	Sheldon McClellan (3), 2016
7	Jack McCClinton (2), 2008

3-POINT FIELD GOALS ATTEMPTS

47	Johnny Hemsley (6), 1998, 1999, 2000
21	Rion Brown (3), 2013
16	Shane Larkin (3), 2013
16	Jack McCClinton (2), 2008
15	Davon Reed (4), 2016, 2017
15	Angel Rodriguez (3), 2016
15	Trey McKinney Jones (3), 2013

3-POINT FIELD GOAL PERCENTAGE, MIN. 6 MADE

.600 (9-15)	Angel Rodriguez (3), 2016
.538 (7-13)	Sheldon McClellan (3), 2016
.489 (23-47)	Johnny Hemsley (6), 1998, '99, 2000
.462 (6-13)	Durand Scott (3), 2013
.438 (7-16)	Jack McCClinton (2), 2008

FREE THROWS MADE

23	Mario Bland (6), 1998, 1999, 2000
21	Sheldon McClellan (3), 2016
18	Elton Tyler (7), 1998, 1999, 2000, 2002
16	Angel Rodriguez (3), 2016
15	Johnny Hemsley (6), 1998, 1999, 2000
15	Jack McCClinton (2), 2008

FREE THROWS ATTEMPTS

34	Mario Bland (6), 1998, 1999, 2000
27	Sheldon McClellan (3), 2016
22	Elton Tyler (7), 1998, 1999, 2000, 2002
19	Angel Rodriguez (3), 2016
19	Johnny Hemsley (6), 1998, 1999, 2000

FREE-THROW PERCENTAGE, MIN. 9 MADE

1.000 (15-15)	Jack McCClinton (2), 2008
.909 (10-11)	Darius Rice (1), 2002
.900 (9-10)	Johnny Hemsley (6), 1998, '99, 2000
.900 (9-10)	Durand Scott (3), 2013
.846 (11-13)	Ja'Quan Newton (5), 2016, '17, '18

REBOUNDS

50	Mario Bland (6), 1998, 1999, 2000
36	Elton Tyler (7), 1998, 1999, 2000, 2002
31	John Salmons (6), 1999, 2000, 2002
30	Johnny Hemsley (6), 1998, 1999, 2000
27	Vernon Jennings (6), 1998, 1999, 2000

ASSISTS

39	Vernon Jennings (6), 1998, 1999, 2000
18	Shane Larkin (3), 2013
17	Angel Rodriguez (3), 2016
17	John Salmons (6), 1999, 2000, 2002
12	Mario Bland (6), 1998, 1999, 2000

STEALS

11	Vernon Jennings (6), 1998, 1999, 2000
9	Angel Rodriguez (3), 2016
9	Johnny Hemsley (6), 1998, 1999, 2000
6	John Salmons (6), 1999, 2000, 2002
5	Ja'Quan Newton (5), 2016, 2017, 2018
5	Shane Larkin (3), 2013
5	Elton Tyler (7), 1998, 1999, 2000, 2002

BLOCKED SHOTS

7	John Salmons (6), 1999, 2000, 2002
6	Kamari Murphy (3), 2016
5	Tim James (3), 1998, 1999
5	Jimmy Graham (2), 2008
4	Julian Gamble (3), 2013

OPPONENT TEAM RECORDS - NCAA TOURNAMENT

POINTS SCORED

93	Missouri.....	3/14/02
92	Villanova.....	3/24/16
80	Tulsa	3/24/00
78	Michigan State.....	3/17/17
75	Texas	3/23/08
73	Purdue.....	3/14/99

FIELD GOALS MADE

32	Villanova.....	3/24/16
30	Michigan State.....	3/17/17
27	Marquette	3/28/13
26	Tulsa	3/24/00
26	Missouri.....	3/14/02
26	Loyola Chicago.....	3/15/18

FIELD GOAL ATTEMPTS

61	Illinois 3/24/13	
61	Missouri.....	3/14/02
60	Lafayette.....	3/12/99

FIELD GOAL PERCENTAGE

.627 (32-51)	Villanova.....	3/24/16
.579 (22-38)	Purdue.....	3/14/99
.566 (30-53)	Michigan State.....	3/17/17
.540 (27-50)	Marquette	3/28/13
.473 (26-55)	Loyola Chicago.....	3/15/18
.464 (26-56)	Tulsa.....	3/24/00

3-POINT FIELD GOALS MADE

13	Texas	3/28/08
10	Villanova.....	3/24/16
10	Buffalo	3/17/16
9	Pacific 3/22/13	
9	Arkansas	3/17/00

3-POINT FIELD GOAL ATTEMPTS

27	Illinois 3/24/13	
26	Buffalo	3/17/16
26	Pacific 3/22/13	
26	Lafayette.....	3/12/99
26	Arkansas	3/17/00
26	Texas	3/23/08

3-POINT FIELD GOAL PERCENTAGE

.667 (10-15)	Villanova.....	3/24/16
.500 (3-6)	Marquette	3/28/13
.500 (13-26)	Texas.....	3/23/08
.412 (7-17)	Missouri.....	3/14/02
.385 (10-26)	Buffalo	3/17/16
.385 (5-13)	Purdue.....	3/14/99

FREE THROWS MADE

34	Missouri.....	3/14/02
24	Purdue.....	3/14/99
24	Tulsa	3/24/00
18	Villanova.....	3/24/16
18	Ohio State	3/19/00

FREE-THROW ATTEMPTS

43	Missouri.....	3/14/02
37	Purdue.....	3/14/99
37	Tulsa	3/24/00
26	Ohio State	3/19/00
25	UCLA	3/13/98

FREE-THROW PERCENTAGE

.947 (18-19)	Villanova.....	3/24/16
.857 (12-14)	Michigan State.....	3/17/17
.857 (6-7)	Illinois	3/24/13
.791 (34-43)	Missouri.....	3/14/02
.737 (14-19)	Marquette	3/28/13
.692 (18-26)	Ohio State	3/19/00

REBOUNDS

48	Missouri.....	3/14/02
41	Tulsa	3/24/00
41	Texas	3/23/08
38	Illinois 3/24/13	
36	Michigan State.....	3/17/17
36	Marquette	3/28/13

ASSISTS

19	Loyola Chicago.....	3/15/18
18	Michigan State.....	3/17/17
18	Purdue.....	3/14/99
17	Villanova.....	3/24/16
17	Missouri.....	3/14/02
17	Texas	3/23/08

STEALS

13	UCLA	3/13/99
12	Lafayette.....	3/12/99
10	Tulsa	3/24/00
10	Wichita State.....	3/19/16

BLOCKED SHOTS

7	Texas	3/23/08
6	Arkansas	3/17/00
5	Purdue.....	3/14/99
4	UCLA	3/13/98
4	Ohio State	3/19/00
4	St. Mary's	3/21/08



INDIVIDUAL OPPONENT GAME RECORDS - NCAA TOURNAMENT

POINTS SCORED

26	A.J. Abrams, Texas.....	3/23/08
26	J.R. Henderson, UCLA.....	3/13/98
24	Patrick Mills, St. Mary's	3/21/08
21	Ryan Arcidiacono, Villanova	3/24/16
21	Kris Jenkins, Villanova.....	3/24/16
21	Toby Bailey, UCLA.....	3/13/98

FIELD GOALS MADE

11	J.R. Henderson, UCLA.....	3/13/98
8	Nick Ward, Michigan State	3/17/17
8	Miles Bridges, Michigan State	3/17/17
8	Kris Jenkins, Villanova.....	3/24/16
8	Brandon Paul, Illinois.....	3/24/13
8	Patrick Mills, St. Mary's	3/21/08

FIELD GOAL ATTEMPTS

21	Patrick Mills, St. Mary's	3/21/08
20	Brandon Paul, Illinois.....	3/24/13
17	J.R. Henderson, UCLA.....	3/13/98
17	Scoonie Penn, Ohio State	3/19/00

FIELD GOAL PERCENTAGE, MIN. 5 MADE

.889 (8-9)	Nick Ward, Michigan State.....	3/17/17
.800 (8-10)	Kris Jenkins, Villanova	3/24/16
.750 (6-8)	Greg McQuay, Purdue.....	3/14/99
.714 (5-7)	Davante Gardner, Marquette.....	3/28/13
.714 (5-7)	Brian Cardinal, Purdue.....	3/14/99

3-POINT FIELD GOALS MADE

6	Patrick Mills, St. Mary's	3/21/08
6	A.J. Abrams, Texas.....	3/23/08
6	Travis Fulton, Pacific	3/22/13
5	Kris Jenkins, Villanova.....	3/24/16
4	Brian Cardinal, Purdue.....	3/14/99
4	Tyler Griffey, Illinois.....	3/24/13
4	Clayton Custer, Loyola Chicago	3/15/18

3-POINT FIELD GOAL ATTEMPTS

14	Patrick Mills, St. Mary's	3/21/08
10	D.J. Richardson, Illinois.....	3/24/13
10	Travis Fulton, Pacific	3/22/13
10	A.J. Abrams, Texas.....	3/23/08
9	Scoonie Penn, Ohio State	3/19/00

3-POINT FIELD GOAL PCT., MIN. 4 MADE

.833 (5-6)	Kris Jenkins, Villanova	3/24/16
.800 (4-5)	Brian Cardinal, Purdue.....	3/14/99
.667 (4-6)	Tyler Griffey, Illinois.....	3/24/13
.667 (4-6)	Nick Perkins, Buffalo.....	3/17/16
.667 (4-6)	Clayton Custer, Loyola Chicago	3/15/18

FREE THROWS MADE

10	Clarence Gilbert, Missouri.....	3/14/02
7	Toby Bailey, UCLA.....	3/13/98
7	Alan Eldridge, Purdue.....	3/14/99
7	Brandon Kurtz, Tulsa.....	3/24/00
6	Brian Cardinal, Purdue.....	3/14/99
6	A.J. Abrams, Texas.....	3/23/08
6	Rickey Paulding, Missouri	3/14/02

FREE-THROW ATTEMPTS

12	Brandon Kurtz, Tulsa.....	3/24/00
11	Clarence Gilbert, Missouri.....	3/14/02
10	Alan Eldridge, Purdue.....	3/14/99
9	J.R. Henderson, UCLA.....	3/13/98
9	Toby Bailey, UCLA.....	3/13/98

FREE-THROW PERCENTAGE, MIN. 6 MADE

1.000 (6-6)	A.J. Abrams, Texas.....	3/23/08
1.000 (6-6)	Rickey Paulding, Missouri.....	3/14/02
.909 (10-11)	Clarence Gilbert, Missouri.....	3/14/02
.778 (7-9)	Toby Bailey, UCLA.....	3/13/98
.750 (6-8)	Brian Cardinal, Purdue.....	3/14/99

REBOUNDS

16	Damion James, Texas	3/23/08
12	Nnanna Ekwu, Illinois.....	3/24/13
12	Daimon Simpson, St. Mary's	3/21/08
11	Trent Lockett, Marquette.....	3/28/13
11	Toby Bailey, UCLA.....	3/13/98
11	Travon Bryant, Missouri.....	3/14/02

ASSISTS

8	D.J. Augustin, Texas.....	3/23/08
8	Ben Richardson, Loyola Chicago.....	3/15/18
7	Toby Bailey, UCLA.....	3/13/98
7	Tony Mayfield, Purdue.....	3/14/99
7	Kareem Rush, Missouri.....	3/14/02

STEALS

4	Fred VanVleet, Wichita State.....	3/19/16
4	Brian Cardinal, Purdue.....	3/14/99
4	Scoonie Penn, Ohio State	3/19/00
4	Eric Coley, Tulsa.....	3/24/00
4	Toby Bailey, UCLA.....	3/13/98

BLOCKED SHOTS

4	Alonzo Lane, Arkansas.....	3/17/00
4	Ken Johnson, Ohio State.....	3/19/00
3	Derrick Wilson, Marquette	3/28/13
3	Colin Beatty, Pacific.....	3/22/13
3	Diamon Simpson, St. Mary's	3/21/08
3	Damion James, Texas.....	3/23/08
3	Connor Atchley, Texas.....	3/23/08
3	Eric Coley, Tulsa.....	3/24/00

TEAM RECORDS - NIT

POINTS

96	vs. Providence	3/19/63
85	vs. Florida Atlantic	3/16/11
81	vs. Missouri State	3/21/11
LOW:		
53	vs. Creighton	3/20/06

FIELD GOALS MADE

41	vs. Providence	3/19/63
30	vs. Florida Atlantic	3/16/11
30	vs. St. Francis (N.Y.)	3/16/63
LOW:		
19	at Richmond	3/24/15

FIELD GOALS ATTEMPTS

94	vs. Providence	3/19/63
63	vs. St. Joseph's (Pa.)	3/12/64
LOW:		
44	NC Central	3/17/15
44	vs. Creighton	3/20/06

FIELD GOAL PERCENTAGE

.600 (30-50)	vs. Florida Atlantic	3/16/11
.500 (26-52)	vs. Missouri State	3/21/11
.500 (22-44)	NC Central	3/17/15
LOW:		
.311 (19-61)	at Richmond	3/24/15

THREE-POINT FG MADE*

13	vs. South Carolina	3/15/05
10	vs. Valparaiso	3/14/12
10	vs. Providence	3/18/09
LOW:		
2	at Richmond	3/24/15
2	vs. Alabama	3/23/11

THREE-POINT FG ATTEMPTS*

27	vs. Providence	3/18/09
27	vs. South Carolina	3/15/05
25	vs. Minnesota	3/19/12
25	vs. Florida	3/20/09
25	vs. Penn State	3/15/95
LOW:		
12	vs. Michigan	3/13/97

3-POINT FIELD GOAL PERCENTAGE

.500 (8-16)	NC Central	3/17/15
.481 (13-27)	vs. South Carolina	3/15/05
.455 (10-22)	vs. Valparaiso	3/14/12
LOW:		
.125 (2-16)	at Richmond	3/24/15

FREE THROWS MADE

30	vs. St. Joseph's (Pa.)	3/12/64
23	at Richmond	3/24/15
23	NC Central	3/17/15
LOW:		
4	vs. Valparaiso	3/14/12

FREE THROWS ATTEMPTED

40	vs. St. Joseph's (Pa.)	3/12/64
28	at Richmond	3/24/15
27	Alabama	3/21/15
LOW:		
6	vs. Valparaiso	3/14/12
6	vs. Michigan	3/22/06

FREE-THROW PERCENTAGE

.920 (23-25)	NC Central	3/17/15
.875 (21-24)	vs. Missouri State	3/21/11
.857 (18-21)	vs. Providence	3/18/09
LOW:		
.583 (7-12)	vs. Florida	3/20/09

REBOUNDS

55	vs. Providence	3/19/63
47	at Richmond	3/24/15
45	vs. Temple	3/31/15
LOW:		
15	vs. St. Joseph's (Pa.)	3/12/64

ASSISTS**

16	vs. Valparaiso	3/14/12
16	vs. Providence	3/18/09
15	Alabama	3/21/15
15	vs. Auburn	3/14/01
LOW:		
3	vs. St. Joseph's (Pa.)	3/12/64

STEALS*

14	vs. Oklahoma State	3/15/06
11	vs. Auburn	3/14/01
9	vs. Minnesota	3/19/12
LOW:		
1	vs. Florida Atlantic	3/16/11

TURNOVERS*

19	vs. Alabama	3/23/11
19	vs. Providence	3/18/09
18	vs. Penn State	3/15/95
LOW:		
7	at Richmond	3/24/15
7	vs. Florida Atlantic	3/16/11
7	vs. South Carolina	3/15/05

BLOCKED SHOTS*

8	vs. Stanford	4/2/15
8	vs. Temple	3/31/15
5	vs. Missouri State	3/21/11
5	vs. Michigan	3/22/06
LOW:		
0	at Richmond	3/24/15
0	vs. Alabama	3/23/11

FOULS

26	vs. Penn State	3/15/95
23	vs. Providence	3/19/63
21	vs. Florida Atlantic	3/16/11
21	vs. Providence	3/18/09
21	vs. St. Joseph's (Pa.)	3/12/64
LOW:		
9	vs. Valparaiso	3/14/12

* Stats not kept in 1963 or 1964

**Stats begin in 1964

NIT ALL-TOURNAMENT TEAM

2014

Sheldon McClellan
Davon Reed



INDIVIDUAL GAME RECORDS - NIT

POINTS SCORED

35	Rick Barry vs. St. Joseph's (Pa.)	3/12/64
29	Mike McCoy vs. St. Francis (N.Y.)	3/16/63
25	Clifton Clark vs. Michigan	3/13/97
25	Jack McClinton vs. Providence	3/18/09
23	Robert Hite vs. South Carolina	3/15/05
23	Malcolm Grant vs. Florida Atlantic	3/16/11

FIELD GOALS MADE

13	Mike McCoy vs. St. Francis (N.Y.)	3/16/63
11	Clifton Clark vs. Michigan	3/13/97
9	Jack McClinton vs. Providence	3/18/09
8	Carl Stavreti vs. Providence	3/19/63
8	Ken Allen vs. Providence	3/19/63
8	Rick Barry vs. St. Joseph's (Pa.)	3/12/64
8	Guillermo Diaz vs. South Carolina	3/15/05
8	Robert Hite vs. South Carolina	3/15/05
8	Guillermo Diaz vs. Michigan	3/22/06

FIELD GOALS ATTEMPTS

24	Mike McCoy vs. St. Francis (N.Y.)	3/16/63
21	Clifton Clark vs. Michigan	3/13/97
21	Jack McClinton vs. Providence	3/18/09
20	Robert Hite vs. Oklahoma State	3/15/06
19	Ken Allen vs. Providence	3/19/63
19	Robert Hite vs. South Carolina	3/15/05

FIELD GOAL PERCENTAGE, MIN. 5 MADE

.750 (6-8)	Reggie Johnson vs. Alabama	3/23/11
.714 (5-7)	Raymond Hicks vs. Michigan	3/22/06
.700 (7-10)	Reggie Johnson vs. FAU	3/16/11
.667 (6-9)	Dwayne Collins vs. Florida	3/20/09
.667 (6-9)	Constantin Popa vs. Penn State	3/15/95

3-POINT FIELD GOALS MADE

7	Jack McClinton vs. Providence	3/18/09
5	Robert Hite vs. South Carolina	3/15/05
4	Guillermo Diaz vs. South Carolina	3/15/05
4	Anthony Harris vs. South Carolina	3/15/05
4	Robert Hite vs. Creighton	3/20/06
4	Guillermo Diaz vs. Michigan	3/22/06
4	Adrian Thomas vs. Missouri State	3/21/11
4	Rion Brown vs. Valparaiso	3/14/12

3-POINT FG ATTEMPTS

14	Jack McClinton vs. Providence	3/18/09
10	Guillermo Diaz vs. South Carolina	3/15/05
10	Robert Hite vs. South Carolina	3/15/05
10	Guillermo Diaz vs. Michigan	3/22/06
9	Steven Edwards vs. Penn State	3/15/95
9	Jack McClinton vs. Florida	3/20/09
9	Adrian Thomas vs. Missouri State	3/21/11

3-POINT FG PERCENTAGE, MIN. 4 MADE

.571 (4-7)	Rion Brown vs. Valparaiso	3/14/12
.571 (4-7)	Anthony Harris vs. So. Carolina	3/15/05
.500 (7-14)	Jack McClinton vs. Providence	3/18/09
.500 (5-10)	Robert Hite vs. South Carolina	3/15/05
.500 (4-8)	Robert Hite vs. Creighton	3/20/06
.444 (4-9)	Adrian Thomas vs. Missouri State	3/21/11

FREE THROWS MADE

19	Rick Barry vs. St. Joseph's (Pa.)	3/12/64
10	Manu Lecomte vs. NC Central	3/17/15
10	Durand Scott vs. Florida Atlantic	3/16/11
9	Davon Reed vs. Alabama	3/21/15
8	Davon Reed at Richmond	3/24/15
8	Guillermo Diaz vs. Oklahoma State	3/15/06
8	Malcolm Grant vs. Florida Atlantic	3/16/11

FREE THROWS ATTEMPTED

22	Rick Barry vs. St. Joseph's (Pa.)	3/12/64
14	Davon Reed vs. Alabama	3/21/15
11	Davon Reed at Richmond	3/24/15
11	Manu Lecomte vs. NC Central	3/17/15
11	Malcolm Grant vs. Florida Atlantic	3/16/11

FREE-THROW PERCENTAGE, MIN. 6 MADE

1.000 (10-10)	Durand Scott vs. FAU	3/16/11
1.000 (6-6)	Manu Lecomte vs. Alabama	3/21/15
1.000 (6-6)	Reggie Johnson vs. Minnesota	3/19/12
90.9 (10-11)	Manu Lecomte vs. NC Central	3/17/15
.875 (7-8)	Durand Scott vs. Alabama	3/23/11
.864 (19-22)	Rick Barry vs. St. Joseph's (Pa.)	3/12/64

REBOUNDS

20	Jack Spisak vs. Providence	3/19/63
20	Rick Barry vs. St. Joseph's (Pa.)	3/12/64
20	Reggie Johnson vs. Florida Atlantic	3/16/11
15	James Jones vs. Auburn	3/14/01
13	Jack Spisak vs. St. Francis (N.Y.)	3/16/63

ASSISTS

6	Davon Reed vs. NC Central	3/17/15
5	Vernon Jennings vs. Georgetown	3/6/97
5	Michael Simmons vs. Auburn	3/14/01
5	Guillermo Diaz vs. South Carolina	3/15/05
5	Denis Clemente vs. Oklahoma State	3/15/06
5	Guillermo Diaz vs. Creighton	3/20/06
5	James Dews vs. Providence	3/18/09

STEALS

6	John Salmons vs. Auburn	3/14/01
4	Robert Hite vs. Oklahoma State	3/15/06
3	DeQuan Jones vs. Minnesota	3/19/12
3	Kevin Norris vs. Michigan	3/13/97
3	Anthony King vs. Oklahoma State	3/15/06
3	Gary Hamilton vs. Oklahoma State	3/15/06
3	Guillermo Diaz vs. Oklahoma State	3/15/06
3	Adrian Thomas vs. Florida	3/20/09
3	DeQuan Jones vs. Alabama	3/23/11

BLOCKED SHOTS

4	Anthony King vs. Michigan	3/22/06
3	Omar Sherman vs. Stanford	4/2/15
3	Davon Reed vs. Temple	3/31/15
3	Anthony King vs. South Carolina	3/15/05
3	DeQuan Jones vs. Missouri State	3/21/11
3	Reggie Johnson vs. Valparaiso	3/14/12



INDIVIDUAL CAREER RECORDS - NIT

POINTS SCORED (GAMES)

73	Robert Hite (4)	2005, 2006
68	Guillermo Diaz (4)	2005, 2006
66	Sheldon McClellan (5)	2015
58	Durand Scott (3)	2011
58	Rick Barry (3)	1963, 1964

FIELD GOALS MADE

27	Robert Hite (4)	2005, 2006
24	Guillermo Diaz (4)	2005, 2006
23	Reggie Johnson (5)	2011, 2012
21	Sheldon McClellan (5)	2015
20	Mike McCoy (2)	1963

FIELD GOAL ATTEMPTS

67	Robert Hite (4)	2005, 2006
55	Guillermo Diaz (4)	2005, 2006
53	Sheldon McClellan (5)	2015
41	Rick Barry (3)	1963, 1964
38	Reggie Johnson (5)	2011, 2012
38	Malcolm Grant (5)	2011, 2012

FIELD GOAL PERCENTAGE, MIN. 9 MADE

.818 (9-11)	Julian Gamble (5)	2009, 2011
.605 (23-38)	Reggie Johnson (5)	2011, 2012
.555 (10-18)	DeQuan Jones (7) ..	2009, 2011, 2012
.541 (20-37)	Mike McCoy (2)	1963
.523 (11-21)	Clifton Clark (1)	1997

3-POINT FIELD GOALS MADE

14	Robert Hite (4)	2005, 2006
10	Guillermo Diaz (4)	2005, 2006
10	Jack McClinton (2)	2009
8	Adrian Thomas (6) ..	2006, 2009, 2011
7	Deandre Burnett (5)	2015
7	Rion Brown (5)	2011, 2012
7	Malcolm Grant (5)	2011, 2012

3-POINT FIELD GOALS ATTEMPTED

33	Robert Hite (4)	2005, 2006
28	Adrian Thomas (6) ..	2006, 2009, 2011
27	Guillermo Diaz (4)	2005, 2006
24	Malcolm Grant (5)	2011, 2012
23	Jack McClinton (2)	2009

3-POINT FIELD GOAL PCT, MIN. 4 MADE

.435 (10-23)	Jack McClinton (2)	2009
.424 (14-33)	Robert Hite (4)	2005, 2006
.417 (5-12)	Anthony Harris (3)	2006
.370 (10-27)	Guillermo Diaz (4)	2005, 2006
.350 (7-20)	Deandre Burnett (5)	2015
.350 (7-20)	Rion Brown (5)	2011, 2012

FREE THROWS MADE

26	Davon Reed (5)	2015
24	Rick Barry (3)	1963, 1964
23	Durand Scott (3)	2011
19	Manu Lecomte (5)	2015
18	Sheldon McClellan (5)	2015

FREE THROWS ATTEMPTED

37	Davon Reed (5)	2015
31	Rick Barry (3)	1963, 1964
26	Durand Scott (3)	2011
22	Rick Barry (1)	1964
21	Manu Lecomte (5)	2015

FREE-THROW PERCENTAGE, MIN. 10 MADE

.909 (10-11)	Reggie Johnson (5)	2011, 2012
.905 (19-21)	Manu Lecomte (5)	2015
.900 (18-20)	Sheldon McClellan (5)	2015
.885 (23-26)	Durand Scott (3)	2011
.774 (24-31)	Rick Barry (3)	1963, 1964

REBOUNDS

49	Reggie Johnson (5)	2011, 2012
38	Rick Barry (3)	1963, 1964
35	Davon Reed (5)	2015
33	Jack Spisak (2)	1963
30	Tonye Jekiri (4)	2015

ASSISTS

19	Davon Reed (5)	2015
14	Guillermo Diaz (4)	2005, 2006
10	Durand Scott (3)	2011
10	Malcolm Grant (5)	2011, 2012
8	Ja'Quan Newton (5)	2015
8	Reggie Johnson (5)	2011, 2012
8	Denis Clemente (3)	2006

STEALS

8	DeQuan Jones, (7) ..	2009, 2011, 2012
6	John Salmons (1)	2001
6	Guillermo Diaz (4)	2005, 2006
6	Anthony King (3)	2006
6	Gary Hamilton (3)	2006

BLOCKED SHOTS

10	Anthony King (3)	2006
5	Davon Reed (5)	2015
5	Omar Sherman (5)	2015
5	Reggie Johnson (5)	2011, 2012
4	Ivan Cruz Uceda (5)	2015
4	DeQuan Jones (7) ..	2009, 2011, 2012



OPPONENT TEAM RECORDS - NIT

POINTS

106	Providence	3/19/63
86	St. Joseph's (Pa.)	3/12/64
79	Alabama	3/23/11

LOW:

50	Valparaiso	3/14/12
----	------------	---------

FIELD GOALS MADE

39	Providence	3/19/63
37	St. Joseph's (Pa.)	3/12/64
30	Alabama	3/23/11

LOW:

17	Penn State	3/15/95
----	------------	---------

FIELD GOALS ATTEMPTS

85	Providence	3/19/63
75	St. Joseph's (Pa.)	3/12/64
66	vs. Stanford	4/2/15
66	Missouri State	3/21/11

LOW:

45	Oklahoma State	3/15/06
----	----------------	---------

FIELD GOAL PERCENTAGE

.596 (28-47)	Michigan	3/13/97
.583 (28-48)	Minnesota	3/19/12
.545 (30-55)	Alabama	3/23/11

LOW:

.302 (19-63)	vs. Temple	3/31/15
--------------	------------	---------

THREE-POINT FG MADE*

13	Missouri State	3/21/11
10	Florida	3/20/09
8	NC Central	3/17/15
8	Providence	3/18/09
8	Michigan	3/22/06
8	Creighton	3/20/06

LOW:

2	vs. Temple	3/31/15
---	------------	---------

THREE-POINT FG ATTEMPTS*

29	Missouri State	3/21/11
27	Alabama	3/21/15
27	Valparaiso	3/14/12
27	Florida	3/20/09
27	Providence	3/18/09
27	Creighton	3/20/06

LOW:

12	Michigan	3/13/97
----	----------	---------

3-POINT FIELD GOAL PERCENTAGE, MIN. 4 MADE

.533 (8-15)	Michigan	3/22/06
.500 (6-12)	Michigan	3/13/97
.471 (8-17)	NC Central	3/17/15

LOW:

.105 (2-19)	vs. Temple	3/31/15
-------------	------------	---------

FREE THROWS MADE

28	Providence	3/19/63
24	Penn State	3/15/95
21	Michigan	3/22/06

LOW:

6	Creighton	3/20/06
---	-----------	---------

FREE THROWS ATTEMPTED

34	Providence	3/19/63
29	Penn State	3/15/95
27	Providence	3/18/09

LOW:

8	Creighton	3/20/06
---	-----------	---------

FREE-THROW PERCENTAGE

.955 (21-22)	Michigan	3/22/06
.842 (16-19)	Minnesota	3/19/12
.828 (24-29)	Penn State	3/15/95

LOW:

.556 (10-18)	South Carolina	3/15/05
--------------	----------------	---------

REBOUNDS

60	St. Joseph's (Pa.)	3/12/64
46	Providence	3/19/63
45	vs. Stanford	4/2/15

LOW:

21	NC Central	3/17/15
----	------------	---------

ASSISTS**

20	Florida	3/20/09
17	Michigan	3/13/97
15	Creighton	3/20/06

LOW:

6	FAU	3/16/11
6	St. Joseph's (Pa.)	3/12/64

STEALS*

13	Alabama	3/23/11
10	Auburn	3/14/01
10	Penn State	3/15/95

LOW:

2	Minnesota	3/19/12
2	Creighton	3/20/06
2	South Carolina	3/15/05

TURNOVERS*

22	Oklahoma State	3/15/06
19	Auburn	3/14/01
18	Minnesota	3/19/12

LOW:

6	vs. Temple	3/31/15
6	Alabama	3/21/15

BLOCKED SHOTS*

15	Auburn	3/14/01
7	vs. Temple	3/31/15
7	Alabama	3/23/11
7	Michigan	3/13/97

LOW:

0	NC Central	3/17/15
0	Valparaiso	3/14/12
0	Florida	3/20/09

FOULS*

25	St. Joseph's (Pa.)	3/12/64
22	Alabama	3/23/11

LOW:

9	Michigan	3/22/06
9	Creighton	3/20/06

**Stats began in 1964

*Stats not kept in 1963 or 1964



OPPONENT INDIVIDUAL GAME RECORDS - NIT

POINTS SCORED

38	Ray Flynn (Providence)	3/19/63
30	Steve Courtin (St. Joseph's, Pa.)	3/12/64
26	Jimmy Stone (Providence)	3/19/63
26	Adam Leonard (Missouri State)	3/21/11

FIELD GOALS MADE

16	Ray Flynn (Providence)	3/19/63
13	Steve Courtin (St. Joseph's, Pa.)	3/12/64
11	Jordan Parks (NC Central)	3/17/15

FIELD GOALS ATTEMPTED

26	Ray Flynn (Providence)	3/19/63
19	Jimmy Stone (Providence)	3/19/63
19	Steve Courtin (St. Joseph's, Pa.)	3/12/64

FIELD GOAL PERCENTAGE, MIN. 5 MADE

.900 (9-10)	Rodney Williams (Minnesota)	3/19/12
.857 (6-7)	John Amaechi (Penn State)	3/15/95
.846 (11-13)	Jordan Parks (NC Central)	3/17/15

3-POINT FIELD GOALS MADE

7	Adam Leonard (Missouri State)	3/21/11
4	Johnny Mathies (Creighton)	3/20/06
4	Jimmy Motz (Creighton)	3/20/06
4	Brian McKenzie (Providence)	3/18/09
4	Nick Calathes (Florida)	3/20/09
4	Kyle Weems (Missouri State)	3/21/11
4	Julian Welch (Minnesota)	3/19/12

3-POINT FIELD GOALS ATTEMPTED

11	Johnny Mathies (Creighton)	3/20/06
11	Kyle Weems (Missouri State)	3/21/11
10	Pete Lisicky (Penn State)	3/15/95

3-POINT FIELD GOAL PERCENTAGE, MIN. 4 MADE

1.000 (4-4)	Julian Welch (Minnesota)	3/19/12
.875 (7-8)	Adam Leonard (Missouri St)	3/21/11
.667 (4-6)	Jimmy Motz (Creighton)	3/20/06

FREE THROWS MADE

10	Lester Abram (Michigan)	3/22/06
9	John Amaechi (Penn State)	3/15/95
9	Weyinmi Efejuku (Providence)	3/18/09

FREE THROWS ATTEMPTED

12	Jonathan Kale (Providence)	3/18/09
10	Nimrod Hilliard (NC Central)	3/17/15
10	James Raftery (St. Francis, N.Y.)	3/16/63
10	Jimmy Stone (Providence)	3/19/63
10	John Amaechi (Penn State)	3/15/95

10	Lester Abram (Michigan)	3/22/06
10	Weyinmi Efejuku (Providence)	3/18/09

FREE-THROW PERCENTAGE, MIN. 6 MADE

1.000 (10-10)	Lester Abram (Michigan)	3/22/06
1.000 (7-7)	Obi Enechionya (Temple)	3/31/15
1.000 (6-6)	Vin Flynn (Providence)	3/19/63
1.000 (6-6)	Daniel Horton (Michigan)	3/22/06
.900 (9-10)	John Amaechi (Penn State)	3/15/95
.900 (9-10)	Weyinmi Efejuku (Providence)	3/18/09

REBOUNDS

14	Larry Hofmann (St. Joseph's, Pa.)	3/12/64
12	Anthony Brown (Stanford)	4/2/15
12	Jimmy Stone (Providence)	3/19/63
12	Alex Tyus (Florida)	3/20/09

ASSISTS

8	Travis Conlan (Michigan)	3/13/97
7	Dan Earl (Penn State)	3/15/95
7	Jamison Brewer (Auburn)	3/14/01
7	Nick Calathes (Florida)	3/20/09

STEALS

4	Jesse Morgan (Temple)	3/31/15
4	Levi Randolph (Alabama)	3/21/15
4	JaMychal Green (Alabama)	3/23/11
4	Ryan Broekhoff (Valparaiso)	3/14/12

BLOCKED SHOTS

13	Kyle Davis (Auburn)	3/14/01
5	Obi Enechionya (Temple)	3/31/15
4	Brandon Wallace (South Carolina)	3/15/05



TEAM RECORDS - ACC TOURNAMENT

POINTS SCORED

88	vs. Virginia Tech	3/10/16
87	vs. North Carolina	3/17/13
83	vs. Wake Forest	3/11/10
81	vs. NC State	3/16/13
79	vs. Wake Forest	3/12/19

FIELD GOALS MADE

30	vs. Virginia Tech	3/10/16
30	vs. North Carolina	3/17/13
30	vs. Wake Forest	3/11/10
29	vs. Boston College	3/9/07
27	vs. Wake Forest	3/12/19
27	vs. Duke	3/10/06

FIELD GOAL ATTEMPTS

70	vs. North Carolina	3/8/15
64	vs. Florida State	3/9/12
64	vs. Virginia	3/10/11
64	vs. Virginia	3/10/05
63	vs. Duke	3/10/06

FIELD GOAL PERCENTAGE

.566 (30-53)	vs. Virginia Tech	3/10/16
.548 (23-42)	vs. Virginia	3/11/16
.527 (29-55)	vs. Boston College	3/9/07
.517 (30-58)	vs. Wake Forest	3/11/10
.508 (30-59)	vs. North Carolina	3/17/13

3-POINT FIELD GOALS MADE

12	vs. North Carolina	3/17/13
10	vs. Florida State	3/9/12
10	vs. Virginia	3/10/11
9	vs. Syracuse	3/8/17
9	vs. North Carolina	3/11/11

3-POINT FIELD GOALS ATTEMPTED

29	vs. Virginia Tech	3/13/19
29	vs. Virginia	3/10/11
26	vs. North Carolina	3/11/11
25	vs. Virginia Tech	3/12/14
25	vs. Florida State	3/9/12
24	vs. Boston College	3/15/13

3-POINT FIELD GOAL PERCENTAGE

.545 (12-22)	vs. North Carolina	3/17/13
.533 (8-15)	vs. Duke	3/13/10
.500 (4-8)	vs. Virginia Tech	3/10/16
.471 (8-17)	vs. Wake Forest	3/11/10
.467 (7-15)	vs. Boston College	3/9/07
.438	vs. Wake Forest	3/12/19

FREE THROWS MADE

26	vs. NC State	3/13/08
23	vs. NC State	3/16/13
22	vs. Maryland	3/8/07
20	vs. Virginia Tech	3/10/16
19	vs. Virginia	3/10/05

FREE THROWS ATTEMPTED

30	vs. NC State	3/13/08
30	vs. NC State	3/16/13
28	vs. Maryland	3/8/07
28	vs. Virginia	3/10/05
26	vs. Virginia Tech	3/10/16

FREE-THROW PERCENTAGE

1.000 (6-6)	vs. Boston College	3/9/07
.867 (26-30)	vs. NC State	3/13/08
.842 (16-19)	vs. Virginia Tech	3/12/14
.833 (15-18)	vs. Wake Forest	3/11/10
.789 (15-19)	vs. Georgia Tech	3/8/12

REBOUNDS

47	vs. Virginia	3/10/05
46	vs. Virginia Tech	3/12/10
46	vs. Duke	3/10/06
45	vs. Virginia	3/10/11
42	vs. Maryland	3/8/07

ASSISTS

18	vs. Virginia Tech	3/10/16
14	vs. Wake Forest	3/11/10
14	vs. Duke	3/10/06
13	vs. Syracuse	3/8/17
13	vs. Virginia Tech	3/12/14
13	vs. Florida State	3/9/12
13	vs. North Carolina	3/17/13

STEALS

12	vs. North Carolina	3/11/11
11	vs. Virginia Tech	3/10/16
11	vs. Georgia Tech	3/8/12
11	vs. NC State	3/13/08
10	vs. Notre Dame	3/12/15

BLOCKED SHOTS

7	vs. Maryland	3/8/07
6	vs. North Carolina	3/8/18
6	vs. Virginia	3/10/11
6	vs. Clemson	3/9/06
5	vs. Virginia Tech	3/12/10
5	vs. Duke	3/10/06

INDIVIDUAL GAME RECORDS - ACC TOURNAMENT

POINTS SCORED

32	Durand Scott vs. NC State.....	3/16/13
28	Shane Larkin vs. North Carolina.....	3/17/13
23	Shane Larkin vs. NC State	3/16/13
22	Rion Brown vs. NC State	3/13/14
22	Reggie Johnson vs. Wake Forest.....	3/11/10
22	Guillermo Diaz vs. Clemson	3/9/06

FIELD GOALS MADE

12	Durand Scott vs. NC State.....	3/16/13
10	Durand Scott vs. Duke	3/13/10
9	Bruce Brown vs. North Carolina	3/9/17
8	Sheldon McClellan vs. Virginia Tech....	3/10/16
8	Rion Brown vs. NC State	3/13/14
8	Shane Larkin vs. North Carolina.....	3/17/13
8	Shane Larkin vs. Boston College.....	3/15/13
8	Guillermo Diaz vs. Clemson	3/9/06

FIELD GOAL ATTEMPTS

19	Guillermo Diaz vs. Duke	3/10/06
18	Durand Scott vs. NC State.....	3/16/13
17	Chris Lykes vs. Virginia Tech	3/13/19
17	Jack McClinton vs. Virginia Tech	3/14/08
17	Robert Hite vs. Clemson.....	3/9/06

FIELD GOAL PERCENTAGE, MIN. 6 MADE

1.000 (6-6)	Reggie Johnson vs. Wake Forest 3/11/10
.692 (9-13)	Bruce Brown vs. North Carolina 3/9/17
.667 (8-12)	DJ Vasiljevic vs. Wake Forest.. 3/12/19
.667 (8-12)	Sheldon McClellan vs. Va. Tech. 3/10/16
.667 (12-18)	Durand Scott vs. NC State..... 3/16/13
.667 (10-15)	Durand Scott vs. Duke 3/13/10

3-POINT FIELD GOALS MADE

6	Trey McKinney Jones vs. N. Carolina..	3/17/13
5	Durand Scott vs. NC State.....	3/16/13
5	Malcolm Grant vs. Florida State	3/9/12
4	DJ Vasiljevic vs. Virginia Tech.....	3/13/19
4	DJ Vasiljevic vs. Wake Forest.....	3/12/19
4	Davon Reed vs. Virginia Tech.....	3/12/14
4	Shane Larkin vs. North Carolina.....	3/17/13
4	Shane Larkin vs. Boston College.....	3/15/13
4	Malcolm Grant vs. North Carolina.....	3/11/11
4	Adrian Thomas vs. North Carolina.....	3/11/11
4	Jack McClinton vs. Boston College	3/9/07

3-POINT FIELD GOALS ATTEMPTED

11	Adrian Thomas vs. North Carolina.....	3/11/11
11	Malcolm Grant vs. Virginia	3/10/11
11	Jack McClinton vs. Virginia Tech	3/14/08
10	DJ Vasiljevic vs. Wake Forest.....	3/13/19
10	Rion Brown vs. Virginia Tech	3/12/14

3-POINT FIELD GOAL PERCENTAGE, MIN. 4 MADE

.667 (6-9)	Trey McKinney Jones vs. UNC 3/17/13
.625 (5-8)	Durand Scott vs. NC State..... 3/16/13
.625 (5-8)	Malcolm Grant vs. Florida State 3/9/12
.571 (4-7)	DJ Vasiljevic vs. Wake Forest.. 3/12/19
.571 (4-7)	Davon Reed vs. Virginia Tech.. 3/12/14

.571 (4-7)	Shane Larkin vs. N. Carolina ... 3/17/13
.571 (4-7)	Malcolm Grant vs. N. Carolina.. 3/11/11

FREE THROWS MADE

10	Anthony King vs. Duke	3/10/06
10	Guillermo Diaz vs. Virginia	3/10/05
9	Ja'Quan Newton vs. Virginia.....	3/11/16
8	Shane Larkin vs. North Carolina.....	3/17/13
8	Shane Larkin vs. NC State	3/16/13
8	Reggie Johnson vs. Duke	3/13/10
8	James Dews vs. NC State.....	3/13/08
8	Brian Ashbury vs. Maryland	3/8/07

FREE THROWS ATTEMPTED

12	Anthony King vs. Duke	3/10/06
12	Guillermo Diaz vs. Virginia.....	3/10/05
11	Ja'Quan Newton vs. Virginia.....	3/11/16
10	Shane Larkin vs. NC State	3/16/13
10	Reggie Johnson vs. Duke.....	3/13/10

FREE-THROW PERCENTAGE, MIN. 6 MADE

1.000 (8-8)	Shane Larkin vs. N. Carolina ...	3/17/13
1.000 (8-8)	James Dews vs. NC State	3/13/08
1.000 (6-6)	Chris Lykes vs. Wake Forest ...	3/12/19
1.000 (6-6)	Angel Rodriguez vs. Va. Tech..	3/10/16
1.000 (6-6)	Manu Lecomte vs. V.a Tech.....	3/11/15
1.000 (6-6)	Malcolm Grant vs. Duke.....	3/13/10
1.000 (6-6)	Reggie Johnson vs. Wake Forest	3/11/10

REBOUNDS

14	Anthony King vs. Virginia.....	3/10/05
13	Julian Gamble vs. Wake Forest.....	3/11/10
12	Tonye Jekiri vs. Virginia Tech.....	3/12/14
12	Reggie Johnson vs. Virginia Tech.....	3/12/10
12	Dwayne Collins vs. Maryland.....	3/8/07
12	Robert Hite vs. Clemson.....	3/9/06

ASSISTS

9	Angel Rodriguez vs. Virginia Tech	3/10/16
7	Anthony Lawrence II vs. Va. Tech.....	3/13/19
7	Shane Larkin vs. North Carolina.....	3/17/13
7	Malcolm Grant vs. Virginia	3/10/11
7	Lance Hurdle vs. Virginia Tech	3/12/09

STEALS

5	Jack McClinton v. NC State	3/13/08
4	Anthony Lawrence vs. North Carolina ...	3/9/17
4	Sheldon McClellan vs. Notre Dame.....	3/12/15
4	Malcolm Grant vs. North Carolina.....	3/11/11

BLOCKED SHOTS

5	Jimmy Graham vs. Maryland	3/8/07
4	Anthony King vs. Clemson.....	3/9/06
3	Anthony Lawrence II vs. N. Carolina ...	3/15/18
3	Julian Gamble vs. North Carolina	3/17/13
3	Reggie Johnson vs. Virginia	3/10/11
3	Reggie Johnson vs. Virginia Tech.....	3/12/10
3	Julian Gamble vs. Wake Forest.....	3/11/10



INDIVIDUAL CAREER RECORDS - ACC TOURNAMENT

POINTS SCORED (GAMES)

124	Durand Scott (9).....	2010, 2011, 2012, 2013
99	Shane Larkin (5).....	2012, 2013
93	Rion Brown (9).....	2011, 2012, 2013, 2014
88	Malcolm Grant (7).....	2010, 2011, 2012
80	Davon Reed (8).....	2014, 2015, 2016, 2017
78	Reggie Johnson (10).....	2010, 2011, 2012, 2013

FIELD GOALS MADE

49	Durand Scott (9).....	2010, 2011, 2012, 2013
32	Shane Larkin (5).....	2012, 2013
31	Rion Brown (9).....	2011, 2012, 2013, 2014
27	Reggie Johnson (10).....	2010, 2011, 2012, 2013
26	Davon Reed (8).....	2014, 2015, 2016, 2017
26	Julian Gamble (9).....	2009, 2010, 2011, 2013

FIELD GOAL ATTEMPTS

97	Durand Scott (9).....	2010, 2011, 2012, 2013
71	Rion Brown (9).....	2011, 2012, 2013, 2014
67	Shane Larkin (5).....	2012, 2013
65	James Dews (8).....	2007, 2008, 2009, 2010
64	Malcolm Grant (7).....	2010, 2011, 2012

FIELD GOAL PERCENTAGE, MIN. 20 MADE

.684 (26-38)	Julian Gamble (9).....	2009, '10, '11, '13
.512 (22-43)	Sheldon McClellan (4).....	2015, '16
.509 (27-53)	Reggie Johnson (10) ..	2010, '11, '12, '13
.505 (49-97)	Durand Scott (9).....	2010, '11, '12, '13

3-POINT FIELD GOALS MADE

17	Malcolm Grant (7).....	2010, 2011, 2012
15	Davon Reed (8).....	2014, 2015, 2016, 2017
15	Rion Brown (9).....	2011, 2012, 2013, 2014
14	DJ Vasiljevic (5).....	2017, 2018, 2019
14	Adrian Thomas (6).....	2009, 2010, 2011
11	Davon Reed (6).....	2014, 2015, 2016
11	Shane Larkin (5).....	2012, 2013

3-POINT FIELD GOALS ATTEMPTED

42	Rion Brown (9).....	2011, 2012, 2013, 2014
40	Malcolm Grant (7).....	2010, 2011, 2012
36	DJ Vasiljevic (5).....	2017, 2018, 2019
35	Adrian Thomas (6).....	2009, 2010, 2011
34	Davon Reed (8).....	2014, 2015, 2016, 2017
33	Jack McClinton (5).....	2007, 2008, 2009

3-POINT FIELD GOAL PERCENTAGE, MIN. 9 MADE

.500 (11-22)	Davon Reed (6).....	2014, 2015, 2016
.450 (9-20)	Trey McKinney Jones (5).....	2012, 2013
.444 (12-27)	Rion Brown (7).....	2011, 2012, 2013
.425 (17-40)	Malcolm Grant (7).....	2010, 2011, 2012
.407 (11-27)	Shane Larkin (5).....	2012, 2013

FREE THROWS MADE

25	Malcolm Grant (7).....	2010, 2011, 2012
24	Shane Larkin (5).....	2012, 2013

24	Reggie Johnson (10).....	2010, 2011, 2012, 2013
18	Durand Scott (9).....	2010, 2011, 2012, 2013
16	Angel Rodriguez (4).....	2015, 2016
16	Rion Brown (9).....	2011, 2012, 2013, 2014
16	Jack McClinton (5).....	2007, 2008, 2009
16	Guillermo Diaz (3).....	2005, 2006

FREE THROWS ATTEMPTED

36	Reggie Johnson (10).....	2010, 2011, 2012, 2013
28	Malcolm Grant (7).....	2010, 2011, 2012
27	Shane Larkin (5).....	2012, 2013
24	Durand Scott (9).....	2010, 2011, 2012, 2013
23	Angel Rodriguez (4).....	2015, 2016

FREE-THROW PERCENTAGE, MIN. 15 MADE

.941 (16-17)	Jack McClinton (5).....	2007, 2008, 2009
.893 (25-28)	Malcolm Grant (7).....	2010, 2011, 2012
.889 (24-27)	Shane Larkin (5).....	2012, 2013
.889 (16-18)	Rion Brown (9) ..	2011, 2012, 2013, 2014
.762 (16-21)	Guillermo Diaz (3)	2005, 2006

REBOUNDS

65	Reggie Johnson (10).....	2010, 2011, 2012, 2013
59	Tonye Jekiri (9).....	2013, 2014, 2015, 2016
43	Julian Gamble (9).....	2009, 2010, 2011, 2013
41	Durand Scott (9).....	2010, 2011, 2012, 2013
40	Anthony King (5).....	2005, 2006, 2008
38	Anthony Lawrence II (7) ..	2016, 2017, 2018, 2019
33	Kenny Kadji (5).....	2012, 2013

ASSISTS

27	Malcolm Grant (7).....	2010, 2011, 2012
23	Shane Larkin (5).....	2012, 2013
18	Ja'Quan Newton (7).....	2015, 2016, 2017, 2018
18	Durand Scott (9).....	2010, 2011, 2012, 2013
16	Anthony Lawrence II (7) ..	2016, 2017, 2018, 2019
14	Angel Rodriguez (4).....	2015, 2016

STEALS

13	Durand Scott (9).....	2010, 2011, 2012, 2013
11	Shane Larkin (5).....	2012, 2013
8	Anthony Lawrence II (7) ..	2016, 2017, 2018, 2019
8	Davon Reed (8).....	2014, 2015, 2016, 2017
8	Angel Rodriguez (4).....	2015, 2016
8	Sheldon McClellan (4).....	2015, 2016
8	Jack McClinton (5).....	2007, 2008, 2009

BLOCKED SHOTS

12	Jimmy Graham (7).....	2006, 2007, 2008, 2009
11	Julian Gamble (9).....	2009, 2010, 2011, 2013
10	Reggie Johnson (10).....	2010, 2011, 2012, 2013
7	Tonye Jekiri (9).....	2013, 2014, 2015, 2016
7	Anthony King (5).....	2005, 2006, 2008
6	Kenny Kadji (5).....	2012, 2013



OPPONENT TEAM RECORDS - ACC TOURNAMENT

POINTS SCORED

82	North Carolina	3/8/18
82	Virginia Tech	3/10/16
82	Florida State	3/9/12
80	Duke	3/10/06

FIELD GOALS MADE

29	North Carolina	3/8/18
28	North Carolina	3/9/17
27	Virginia Tech	3/13/19
27	Wake Forest	3/12/19
27	North Carolina	3/17/13

FIELD GOAL ATTEMPTS

71	North Carolina	3/8/18
68	Clemson	3/9/06
63	Virginia Tech	3/12/10

FIELD GOAL PERCENTAGE

.528 (28-53)	North Carolina	3/9/17
.520 (26-50)	Virginia	3/11/16
.500 (27-54)	Virginia Tech	3/13/19
.500 (25-50)	NC State	3/16/13
.500 (21-42)	Virginia Tech	3/12/09

3-POINT FIELD GOALS MADE

13	North Carolina	3/17/13
12	Duke	3/10/06
11	Virginia Tech	3/13/19
11	Boston College	3/9/07

3-POINT FIELD GOALS ATTEMPTED

32	Duke	3/10/06
29	North Carolina	3/17/13
27	Virginia Tech	3/13/19

3-POINT FIELD GOAL PERCENTAGE

.563 (9-16)	Florida State	3/9/12
.476 (10-21)	North Carolina	3/11/11
.467 (7-15)	Virginia Tech	3/14/08

FREE THROWS MADE

28	Virginia Tech	3/10/16
25	Florida State	3/9/12
19	Notre Dame	3/12/15
19	Virginia Tech	3/12/09

FREE THROWS ATTEMPTED

32	Florida State	3/9/12
31	Virginia Tech	3/10/16
28	Wake Forest	3/11/10

FREE-THROW PERCENTAGE

.923 (12-13)	Syracuse	3/8/17
.909 (10-11)	North Carolina	3/17/13
.903 (28-31)	Virginia Tech	3/10/16

REBOUNDS

52	North Carolina	3/8/18
51	Virginia Tech	3/14/08
48	Clemson	3/9/06

ASSISTS

21	North Carolina	3/9/17
19	North Carolina	3/8/18
17	Virginia Tech	3/13/19
17	NC State	3/13/14
17	North Carolina	3/17/13
17	North Carolina	3/11/11

STEALS

13	Virginia Tech	3/12/10
11	Maryland	3/8/07
10	NC State	3/16/13

BLOCKED SHOTS

8	North Carolina	3/8/18
8	Florida State	3/9/12
7	Notre Dame	3/12/15
7	Maryland	3/8/07
7	Duke	3/10/06



OPPONENT INDIVIDUAL GAME RECORDS - ACC TOURNAMENT

POINTS SCORED

32	Tyrese Rice (Boston College).....	3/9/07
32	J.R. Reynolds (Virginia).....	3/10/05
28	P.J. Hairston (North Carolina).....	3/17/13

FIELD GOALS MADE

10	J.R. Reynolds (Virginia).....	3/10/05
9	Theo Pinson (North Carolina).....	3/8/18
9	T.J. Warren (NC State).....	3/13/14
9	P.J. Hairston (North Carolina).....	3/17/13
9	Tyrese Rice (Boston College).....	3/9/07
9	J.J. Redick (Duke).....	3/10/06

FIELD-GOAL ATTEMPTS

18	T.J. Warren (NC State).....	3/13/14
17	P.J. Hairston (North Carolina).....	3/17/13
17	J.J. Redick (Duke).....	3/10/06

FIELD GOAL PERCENTAGE, MIN. 5 MADE

.750 (9-12)	Theo Pinson (N. Carolina).....	3/8/18
.750 (6-8)	T.J. Warren (N. Carolina).....	3/16/13
.714 (10-14)	J.R. Reynolds (Virginia).....	3/10/05
.714 (5-7)	Michael Snaer (Florida St.).....	3/9/12

3-POINT FIELD GOALS MADE

6	P.J. Hairston (North Carolina).....	3/17/13
6	Scott Wood (NC State).....	3/16/13
6	Tyrese Rice (Boston College).....	3/9/07

3-POINT FIELD GOALS ATTEMPTED

13	P.J. Hairston (North Carolina).....	3/17/13
11	J.J. Redick (Duke).....	3/10/06
10	Jarell Eddie (Virginia Tech).....	3/12/14
10	Scott Wood (NC State).....	3/16/13
10	Harrison Barnes (North Carolina).....	3/11/11
10	Tyrese Rice (Boston College).....	3/9/07

3-POINT FIELD GOAL PERCENTAGE, MIN. 4 MADE

.800 (4-5)	Michael Snaer (Florida St.).....	3/9/12
.800 (4-5)	Malcolm Delaney (Va. Tech).....	3/14/08
.714 (5-7)	J.R. Reynolds (Virginia).....	3/10/05

FREE THROWS MADE

14	Malcolm Delaney (Virginia Tech).....	3/12/09
11	J.J. Hickson (NC State).....	3/13/08
9	Isaiah Hicks (North Carolina).....	3/9/17
9	Andrew White III (Syracuse).....	3/8/17

FREE THROWS ATTEMPTED

15	Malcolm Delaney (Virginia Tech).....	3/12/09
15	J.J. Hickson (NC State).....	3/13/08
13	Tyrese Rice (Boston College).....	3/9/07

FREE-THROW PERCENTAGE, MIN. 6 MADE

1.000 (9-9)	Isaiah Hicks (North Carolina).....	3/9/17
1.000 (8-8)	Luke Loucks (Florida State).....	3/9/12
1.000 (6-6)	Jerian Grant (Notre Dame).....	3/12/15
1.000 (6-6)	Kyle Singler (Duke).....	3/13/10
.933 (14-15)	Malcolm Delaney (Va. Tech).....	3/12/09

REBOUNDS

14	J.J. Hickson (NC State).....	3/13/08
14	Akin Akingbala (Clemson).....	3/9/06
13	Luke Maye (North Carolina).....	3/8/18
13	John Henson (North Carolina).....	3/11/11
13	Shelden Williams (Duke).....	3/10/06

ASSISTS

10	Kendall Marshall (North Carolina).....	3/11/11
8	Dexter Strickland (North Carolina).....	3/17/13
8	Lorenzo Brown (NC State).....	3/16/13
8	Malcolm Delaney (Virginia Tech).....	3/12/09

STEALS

4	Lorenzo Brown (NC State).....	3/16/13
4	Joe Harris (Virginia).....	3/10/11
4	Malcolm Delaney (Virginia Tech).....	3/12/10

BLOCKED SHOTS

5	Daniel Miller (Georgia Tech).....	3/8/12
5	John Henson (North Carolina).....	3/11/11
5	Shelden Williams (Duke).....	3/10/06



YEAR-BY-YEAR TEAM STATS - 1955-71

	FG-A	Pct	3FG-A	Pct	FT-A	Pct	Reb		Avg	PF-DQ	A	TO	Blk	Stl	Pts-Avg
1955-56 Miami	789-2043	.386	—	—	592-839	.706	1271		48.9	545-30	—	—	—	—	2170-83.5
Opponents	759-1976	.384	—	—	597-909	.657	1121		42.9	503-16	—	—	—	—	2115-81.3
1956-57 Miami	691-1892	.365	—	—	647-914	.708	1198		46.1	531-24	—	—	—	—	2029-78.0
Opponents	786-1980	.396	—	—	595-880	.676	1343		51.6	546-23	—	—	—	—	2167-83.3
1957-58 Miami	654-1636	.399	—	—	433-623	.697	999		45.4	419-12	—	—	—	—	1741-79.1
Opponents	625-1640	.381	—	—	391-585	.668	943		42.8	435-20	—	—	—	—	1641-74.6
1958-59 Miami	808-1910	.421	—	—	574-825	.696	1252		50.1	510-19	—	—	—	—	2190-87.6
Opponents	769-2004	.384	—	—	481-817	.671	1029		41.1	565-30	—	—	—	—	2029-80.8
1959-60 Miami	882-1961	.449	—	—	663-897	.739	1478		54.7	562-19	—	—	—	—	2427-89.9
Opponents	828-2034	.407	—	—	536-793	.676	1398		51.8	619-36	—	—	—	—	2192-81.2
1960-61 Miami	888-1924	.462	—	—	454-679	.671	1395		51.5	509-20	—	—	—	—	2230-82.6
Opponents	766-1891	.405	—	—	504-721	.699	1208		45.1	501-17	—	—	—	—	2036-75.4
1961-62 Miami	841-1994	.421	—	—	387-567	.683	1434		55.2	492-26	—	—	—	—	2069-79.7
Opponents	803-1875	.426	—	—	439-666	.659	1198		46.1	431-13	—	—	—	—	2045-78.7
1962-63 Miami	982-2151	.457	—	—	545-739	.738	1559		55.7	490-14	—	—	—	—	2509-89.6
Opponents	880-2051	.435	—	—	441-651	.678	1155		41.2	532-30	—	—	—	—	2201-78.6
1963-64 Miami	991-2194	.452	—	—	593-780	.760	1483		54.9	545-19	—	—	—	—	2575-95.4
Opponents	946-2060	.459	—	—	460-707	.645	1268		46.9	577-33	—	—	—	—	2352-87.1
1964-65 Miami	958-2077	.461	—	—	642-807	.796	1462		55.2	521-18	—	—	—	—	2558-98.4
Opponents	865-1970	.436	—	—	460-680	.677	1145		44.0	588-32	—	—	—	—	2190-84.2
1965-66 Miami	850-1920	.437	—	—	571-806	.709	1363		52.4	539-21	—	—	—	—	2271-87.3
Opponents	855-1971	.434	—	—	498-751	.663	1299		50.0	581-27	—	—	—	—	2208-84.9
1965-66 Miami	850-1920	.437	—	—	571-806	.709	1363		52.4	539-21	—	—	—	—	2271-87.3
Opponents	855-1971	.434	—	—	498-751	.663	1299		50.0	581-27	—	—	—	—	2208-84.9
1966-67 Miami	809-1814	.444	—	—	514-712	.722	1333		51.3	490-26	—	—	—	—	2126-81.8
Opponents	831-1839	.452	—	—	429-629	.682	1081		41.7	499-27	—	—	—	—	2091-80.4
1967-68 Miami	905-1936	.467	—	—	558-765	.729	1337		47.8	531-30	—	—	—	—	2368-84.6
Opponents	937-2138	.438	—	—	545-788	.691	1345		48.0	532-18	—	—	—	—	2419-86.4
1968-69 Miami	777-1731	.444	—	—	431-607	.710	1238		51.6	492-23	—	—	—	—	1985-82.0
Opponents	777-1702	.457	—	—	494-684	.722	1017		41.1	448-15	—	—	—	—	2048-85.0
1969-70 Miami	911-2069	.442	—	—	471-684	.692	1289		49.5	527-26	—	—	—	—	2293-88.2
Opponents	992-2051	.484	—	—	537-743	.723	1347		51.8	518-13	—	—	—	—	2521-96.9
1970-71 Miami	849-1954	.435	—	—	445-723	.616	1270		48.8	542-22	—	—	—	—	2143-82.4
Opponents	909-1893	.480	—	—	555-793	.669	1335		51.3	544-19	—	—	—	—	2373-91.3



YEAR-BY-YEAR TEAM STATS - 1985-2004

	FG-A	Pct	3FG-A	Pct	FT-A	Pct	Reb	Avg	PF-DQ	A	TO	Blk	Stl	Pts-Avg
1985-86 Miami	805-1692	.476	—	—	396-603	.657	1059	37.8	468-22	453	441	109	156	2006-71.6
Opponents	902-1910	.472	—	—	327-500	.654	1061	37.9	545-18	499	356	54	228	2131-76.1
1986-87 Miami	869-1922	.452	127-332	.383	467-686	.681	363-791-1263	40.7	609-24	491	534	128	169	2332-75.2
Opponents	857-1954	.439	151-370	.408	470-710	.662	333-698-1150	37.1	621-29	435	433	48	282	2335-75.3
1987-88 Miami	897-1826	.491	132-374	.353	527-736	.716	306-771-1151	37.1	558-9	542	563	175	198	2453-79.1
Opponents	922-2104	.438	116-338	.343	440-645	.682	431-668-1190	38.4	618-12	475	472	60	288	5400-77.4
1988-89 Miami	1024-2083	.492	173-496	.349	588-832	.707	317-739-1164	37.5	678-23	583	513	102	287	2809-90.6
Opponents	1040-2129	.488	146-385	.379	552-838	.659	419-772-1302	42.0	666-23	516	542	62	256	2778-89.6
1989-90 Miami	737-1723	.428	169-460	.367	371-572	.649	283-582-962	34.4	518-16	406	407	77	245	2014-71.9
Opponents	800-1688	.474	117-328	.357	415-606	.685	320-710-1146	40.9	506-22	407	471	71	163	2132-76.1
1990-91 Miami	729-1657	.440	145-386	.376	424-604	.702	333-542-1002	35.8	524-24	381	458	86	230	2027-72.4
Opponents	770-1624	.474	142-426	.333	396-590	.671	298-556-985	35.2	551-16	425	442	84	190	2078-74.2
1991-92 Miami	671-1692	.397	128-404	.314	471-736	.640	375-591-1098	34.3	701-8	372	500	131	259	1941-60.7
Opponents	709-1627	.436	168-446	.377	574-857	.670	431-710-1141	35.7	645-7	440	516	129	248	2160-67.5
1992-93 Miami	692-1600	.433	186-521	.357	359-599	.599	392-586-978	36.2	575-21	449	421	128	421	1929-71.4
Opponents	683-1543	.443	138-356	.388	500-721	.693	389-664-1050	38.9	534-9	397	434	88	204	2004-74.2
1993-94 Miami	638-1523	.419	138-428	.322	276-472	.585	382-685-1067	39.5	537-15	413	543	141	191	1690-62.6
Opponents	645-1626	.397	172-466	.369	447-661	.676	412-616-1028	38.1	483-14	388	371	97	286	1909-70.7
1994-95 Miami	653-1627	.401	155-486	.319	370-568	.651	406-683-1089	38.9	542-15	377	485	123	218	1831-64.5
Opponents	658-1637	.402	177-546	.324	395-590	.669	410-664-1074	38.4	526-20	368	446	87	249	1888-67.4
1995-96 Miami	667-1577	.423	145-455	.319	404-642	.629	411-676-1087	38.8	542-10	392	477	121	224	1883-67.3
Opponents	662-1601	.413	186-514	.362	363-539	.673	370-630-1000	35.7	566-19	363	451	87	229	1873-66.9
1996-97 Miami	695-1169	.416	107-360	.297	390-603	.647	414-691-1105	38.1	560-17	406	488	173	235	1887-65.1
Opponents	632-1662	.380	146-507	.288	411-617	.666	445-681-1126	38.8	558-18	314	488	97	243	1821-62.8
1997-98 Miami	735-1669	.440	114-397	.287	378-572	.661	388-732-1120	40.0	563-11	395	496	120	259	1962-70.1
Opponents	634-1672	.379	165-571	.289	403-622	.648	422-660-1082	38.6	521	352	502	72	241	1836-65.6
1998-99 Miami	791-1671	.473	123-369	.333	473-677	.699	389-791-1180	39.3	521-8	458	575	158	259	2178-72.6
Opponents	695-1810	.384	193-614	.314	367-570	.644	429-607-1036	34.5	587	368	530	81	315	1950-65.0
1999-00 Miami	849-1971	.431	132-440	.300	516-690	.748	489-793-1282	37.7	615-10	498	504	126	286	2346-69.0
Opponents	741-1883	.394	190-637	.298	455-669	.680	467-738-1205	35.4	639	406	615	110	232	2127-62.6
2000-01 Miami	713-1728	.413	206-595	.346	407-568	.717	396-628-1024	35.3	567-10	409	434	137	257	2039-70.3
Opponents	677-1576	.430	187-541	.346	422-597	.707	372-711-1083	37.3	539	392	553	144	219	1963-67.7
2001-02 Miami	818-1902	.430	236-684	.345	523-678	.771	388-786-1174	36.7	593-5	525	460	190	285	2395-74.8
Opponents	754-1885	.400	208-673	.309	440-652	.675	453-780-1233	38.5	609	401	554	121	236	2156-67.4
2002-03 Miami	692-1627	.425	171-513	.333	401-559	.717	370-648-1018	36.4	557-11	393	463	119	272	1956-69.9
Opponents	664-1523	.436	183-503	.364	413-597	.692	318-653-971	34.7	517	348	497	113	240	1924-68.7
2003-04 Miami	793-1765	.449	177-523	.338	385-546	.705	387-673-1060	35.5	572-10	406	462	105	256	2148-71.6
Opponents	736-1629	.452	155-454	.341	440-647	.680	343-674-1017	33.9	514	409	514	111	243	2067-68.9



YEAR-BY-YEAR TEAM STATS - 2004-19 (ACC ERA)

	FG-A	Pct	3FG-A	Pct	FT-A	Pct	Reb	Avg	PF-DQ	A	TO	Blk	Stl	Pts-Avg
2004-05 Miami	761-1768	.430	197-561	.351	352-523	.673	433-714-1147	39.6	484-11	337	376	139	209	2071-71.4
Opponents	724-1700	.426	236-653	.361	336-508	.661	355-669-1024	35.3	503-7	369	398	117	170	2020-69.7
2005-06 Miami	825-1895	.435	218-625	.349	440-631	.697	446-741-1187	34.9	603-10	399	421	135	241	2308-67.9
Opponents	728-1756	.415	245-663	.370	512-711	.720	386-722-1108	32.6	584-5	447	479	126	192	2213-65.1
2006-07 Miami	833-1916	.435	208-588	.354	405-577	.702	451-673-1124	35.1	624-18	398	405	93	202	2279-71.2
Opponents	779-1681	.463	259-677	.383	515-742	.694	341-721-1062	33.2	588-9	460	442	136	171	2332-72.9
2007-08 Miami	867-1985	.437	236-613	.385	572-766	.747	433-860-1293	38.0	638-12	451	454	157	202	2542-74.8
Opponents	803-1972	.407	239-677	.353	464-695	.668	432-790-1222	35.9	678-17	400	494	136	218	2309-67.9
2008-09 Miami	796-1865	.427	251-682	.368	482-706	.683	463-809-1272	39.8	539-8	406	427	122	194	2325-72.7
Opponents	738-1863	.396	226-703	.321	421-579	.727	378-729-1107	34.6	618-18	427	412	125	205	2123-66.3
2009-10 Miami	843-1820	.463	245-670	.366	459-677	.678	385-801-1186	35.9	573-12	461	464	146	229	2390-72.4
Opponents	737-1813	.407	210-635	.331	452-645	.701	371-711-1082	32.8	584-14	417	448	105	239	2136-64.7
2010-11 Miami	872-1955	.446	283-750	.377	552-761	.725	429-879-1308	36.3	650-17	416	498	124	203	2579-71.6
Opponents	833-1999	.417	245-693	.354	522-756	.690	400-771-1171	32.5	674-14	447	430	120	255	2433-67.6
2011-12 Miami	814-1890	.431	250-714	.350	454-630	.721	372-775-1147	34.8	539-14	392	382	118	210	2332-70.7
Opponents	778-1847	.421	209-641	.326	416-609	.683	381-771-1152	34.9	576-16	410	436	120	200	2181-66.1
2012-13 Miami	895-1968	.455	254-701	.362	465-680	.684	369-918-1287	35.8	525-7	408	385	159	223	2509-69.7
Opponents	795-1987	.400	226-694	.326	365-562	.649	365-810-1175	32.6	623-14	389	425	105	193	2181-60.6
2013-14 Miami	712-1690	.421	186-576	.323	419-610	.687	362-778-1140	34.5	522-8	346	335	124	161	2029-61.5
Opponents	695-1713	.406	221-622	.355	353-534	.661	340-718-1058	32.1	538-5	373	319	88	162	1964-59.5
2014-15 Miami	878-2053	.428	292-816	.358	544-729	.746	377-940-1317	34.7	593-14	488	385	126	209	2592-68.2
Opponents	888-2111	.421	232-717	.324	396-602	.658	390-897-1287	33.9	661-12	446	418	127	192	2404-63.3
2015-16 Miami	907-1895	.479	241-643	.375	578-772	.749	330-869-1199	34.3	582-8	438	383	127	215	2633-75.2
Opponents	865-2008	.431	210-611	.344	419-584	.717	363-766-1129	32.3	669-13	398	405	87	185	2359-67.4
2016-17 Miami	813-1800	.452	209-587	.356	443-617	.718	363-813-1176	35.6	515-7	389	417	125	213	2278-69.0
Opponents	761-1817	.419	208-631	.330	386-522	.739	319-724-1043	31.6	553-10	395	392	101	197	2116-64.1
2017-18 Miami	875-1881	.465	247-678	.364	362-547	.662	318-795-1113	34.8	519-6	424	367	130	210	2361-73.8
Opponents	794-1841	.431	215-655	.328	368-517	.712	312-775-1087	34.0	526-8	423	412	108	182	2173-67.9
2018-19 Miami	805-1851	.435	268-805	.333	419-570	.735	292-769-1061	33.2	466-6	413	372	100	212	2297-71.8
Opponents	852-1888	.451	260-744	.349	311-428	.727	326-832-1158	36.2	546-13	455	435	91	182	2275-71.1



1,000 POINTS CLUB

1. RICK BARRY (1962-65)

2,298

Year	GP	FG-A	Pct	3FG-A	Pct	FT-A	Pct	Pts-Avg
62-63	24	162-341	.475	—	—	131-158	.829	455-19.0
63-64	27	314-572	.549	—	—	242-287	.843	870-32.1
64-65	26	340-651	.522	—	—	292-341	.859	973-37.4
TOTAL	77	816-1564	.522	—	—	665-786	.846	2298-29.8

2. ERIC BROWN (1985-89)

2,270

Year	GP	FG-A	Pct	3FG-A	Pct	FT-A	Pct	Pts-Avg
85-86	28	174-346	.503	—	—	112-156	.718	460-16.4
86-87	31	183-388	.472	14-38	.368	114-145	.786	494-15.9
87-88	30	193-333	.580	4-13	.308	161-229	.703	551-18.4
88-89	31	255-437	.584	9-32	.281	246-310	.794	765-24.7
TOTAL	120	805-1504	.535	27-83	.325	633-840	.754	2270-18.9

3. DON CURNUTT (1967-70)

2,006

Year	GP	FG-A	Pct	3FG-A	Pct	FT-A	Pct	Pts-Avg
67-68	28	268-559	.480	—	—	99-120	.825	635-22.7
68-69	24	262-613	.428	—	—	138-170	.812	662-27.6
69-70	25	283-644	.439	—	—	143-166	.861	709-28.4
TOTAL	77	813-1816	.448	—	—	380-456	.833	2006-26.1

4. DARIUS RICE (2000-04)

1,865

Year	GP	FG-A	Pct	3FG-A	Pct	FT-A	Pct	Pts-Avg
00-01	29	140-352	.398	62-183	.339	67-93	.720	409-14.1
01-02	32	155-405	.383	76-208	.365	92-115	.800	478-14.9
02-03	27	170-399	.426	67-184	.364	99-129	.767	506-18.7
03-04	28	166-408	.407	55-180	.306	85-106	.802	472-16.9
TOTAL	116	631-1564	.403	260-755	.344	343-443	.774	1865-16.1

5. ROBERT HITE (2002-06)

1,717

Year	GP	FG-A	Pct	3FG-A	Pct	FT-A	Pct	Pts-Avg
02-03	28	74-187	.396	20-62	.323	35-41	.854	203-7.3
03-04	30	168-344	.488	51-135	.378	68-79	.861	455-15.2
04-05	29	179-429	.417	72-189	.381	71-82	.866	501-17.3
05-06	34	201-446	.451	85-207	.411	71-87	.816	558-16.4
TOTAL	121	622-1406	.442	228-593	.384	245-289	.848	1717-14.2

6. TIM JAMES (1995-99)

1,713

Year	GP	FG-A	Pct	3FG-A	Pct	FT-A	Pct	Pts-Avg
95-96	28	117-221	.529	2-6	.333	46-85	.541	282-10.1
96-97	29	165-380	.434	2-8	.250	73-120	.608	405-14.0
97-98	28	184-379	.485	4-17	.235	97-144	.674	469-16.8
98-99	30	215-451	.477	12-41	.293	115-165	.697	557-18.6
TOTAL	115	681-1431	.476	20-72	.278	331-514	.644	1713-14.9

7. JACK McCLINTON (2006-09)

1,702

Year	GP	FG-A	Pct	3FG-A	Pct	FT-A	Pct	Pts-Avg
06-07	31	163-403	.404	91-207	.440	102-114	.895	519-16.7
07-08	32	179-418	.428	94-220	.427	114-124	.919	566-17.7
08-09	32	200-445	.449	101-223	.453	116-131	.885	617-19.3
TOTAL	95	542-1266	.428	286-650	.440	332-369	.900	1702-17.9

8. DURAND SCOTT (2009-13)

1,650

Year	GP	FG-A	Pct	3FG-A	Pct	FT-A	Pct	Pts-Avg
09-10	33	126-277	.455	16-58	.276	71-106	.670	339-10.3
10-11	36	162-364	.445	27-69	.391	139-166	.837	490-13.6
11-12	30	136-300	.453	19-61	.311	97-122	.795	388-12.9
12-13	33	156-344	.453	36-102	.353	85-113	.752	433-13.1
TOTAL	132	580-1285	.451	98-290	.338	392-507	.773	1650-12.5

9. DENNIS BURNS (1985-89)

1,594

Year	GP	FG-A	Pct	3FG-A	Pct	FT-A	Pct	Pts-Avg
85-86	28	172-361	.476	—	—	35-60	.583	379-13.5
86-87	29	103-236	.436	1-10	.100	36-61	.590	243-8.4
87-88	31	203-400	.508	5-29	.172	67-106	.632	478-15.4
88-89	31	212-412	.515	3-5	.600	67-104	.644	494-15.9
TOTAL	119	690-1409	.490	9-44	.205	205-331	.619	1594-13.4

10. DICK HICKOX (1958-61)

1,529

Year	GP	FG-A	Pct	3FG-A	Pct	FT-A	Pct	Pts-Avg
58-59	25	161-378	.426	—	—	131-162	.809	453-18.1
59-60	27	219-460	.476	—	—	158-198	.798	596-22.1
60-61	27	180-437	.412	—	—	120-152	.788	480-17.8
TOTAL	79	560-1275	.439	—	—	409-512	.799	1529-19.4

11. JOHNNY HEMSLEY (1996-00)

1,497

Year	GP	FG-A	Pct	3FG-A	Pct	FT-A	Pct	Pts-Avg
96-97	24	30-87	.345	4-16	.250	19-24	.792	83-3.5
97-98	24	123-300	.410	26-96	.271	66-84	.786	338-14.1
98-99	30	183-408	.449	70-175	.400	98-125	.784	534-17.8
99-00	30	194-488	.398	64-200	.320	90-106	.849	542-18.1
TOTAL	108	530-1283	.413	164-487	.337	273-339	.805	1497-13.9

12. GUILLERMO DIAZ (2003-06)

1,477

Year	GP	FG-A	Pct	3FG-A	Pct	FT-A	Pct	Pts-Avg
03-04	30	132-268	.493	35-76	.461	54-77	.701	353-11.8
04-05	29	190-417	.456	61-168	.363	97-137	.708	538-18.6
05-06	34	194-467	.415	78-214	.364	120-152	.788	586-17.2
TOTAL	93	516-1152	.448	174-458	.380	271-366	.740	1477-15.9

13. STEVEN EDWARDS (1992-96)

1,393

Year	GP	FG-A	Pct	3FG-A	Pct	FT-A	Pct	Pts-Avg
92-93	27	127-304	.418	79-207	.382	97-140	.693	430-15.9
93-94	27	76-213	.357	57-164	.348	34-56	.607	243-9.0
94-95	28	102-285	.358	64-195	.328	91-118	.771	359-12.8
95-96	28	114-295	.386	65-200	.325	68-101	.673	361-12.9
TOTAL	110	419-1097	.382	265-766	.346	290-415	.699	1393-12.7

14. RON GODFREY (1958-61)

1,384

Year	GP	FG-A	Pct	3FG-A	Pct	FT-A	Pct	Pts-Avg
58-59	25	149-329	.453	—	—	106-143	.741	404-16.2
59-60	27	176-389	.452	—	—	159-207	.768	511-18.9
60-61	27	193-401	.481	—	—	83-119	.698	469-17.4
TOTAL	79	518-1119	.463	—	—	348-469	.742	1384-17.5

15. JAMES JONES (1999-03)

1,356

Year	GP	FG-A	Pct	3FG-A	Pct	FT-A	Pct	Pts-Avg
99-00	33	52-122	.426	10-32	.313	15-18	.833	129-3.9
00-01	29	122-285	.428	41-87	.471	60-74	.811	345-11.9
01-02	32	133-332	.401	33-105	.314	111-132	.841	410-16.9
02-03	28	157-351	.447	40-100	.400	118-142	.831	472-16.9
TOTAL	122	464-1090	.426	124-324	.383	304-366	.831	1356-11.1

16. DAVON REED (2013-17)

1,343

Year	GP	FG-A	Pct	3FG-A	Pct	FT-A	Pct	Pts-Avg
13-14	33	71-207	.343	40-112	.357	35-53	.660	217-6.6
14-15	30	77-164	.470	37-81	.457	56-77	.727	247-8.2
15-16	35	129-275	.469	46-120	.383	84-103	.816	388-11.1
16-17	33	161-372	.433	79-199	.397	90-108	.833	491-14.9
TOTAL	131	438-1018	.430	202-512	.395	265-341	.777	1343-10.3

17. MIKE WITTMAN (1964-67)

1,319

Year	GP	FG-A	Pct	3FG-A	Pct	FT-A	Pct	Pts-Avg
64-65	24	65-141	.461	—	—	37-61	.726	167-7.0
65-66	26	208-446	.466	—	—	151-206	.733	567-21.8
66-67	26	219-453	.483	—	—	147-184	.799	585-22.3
TOTAL	76	492-1040	.473	—	—	335-451	.743	1319-17.4

18. JOE WYLIE (1988-91)

1,297

Year	GP	FG-A	Pct	3FG-A	Pct	FT-A	Pct	Pts-Avg
88-89	25	105-202	.520	3-6	.500	55-104	.529	268-10.7
89-90	28	210-430	.488	3-11	.273	91-153	.595	514-18.4
90-91	28	186-400	.465	0-4	.000	143-194	.737	515-18.4
TOTAL	81	501-1032	.485	6-21	.286	289-451	.641	1297-16.0

19. WILLIE ALLEN (1968-71)

1,293

Year	GP	FG-A	Pct	3FG-A	Pct	FT-A	Pct	Pts-Avg
68-69	24	134-300	.447	—	—	84-138	.609	352-14.7
69-70	26	164-356	.461	—	—	116-188	.617	444-17.1
70-71	25	184-404	.455	—	—	129-227	.568	497-19.9
TOTAL	75	482-1060	.455	—	—	329-553	.595	1293-17.2



1,000 POINTS CLUB

20. JOHN SALMONS (1998-2002)

Year	GP	FG-A	Pct	3FG-A	Pct	FT-A	Pct	Pts-Avg
98-99	29	61-127	.480	10-41	.244	29-40	.725	161-5.6
99-00	34	109-240	.454	29-85	.341	73-92	.793	320-9.4
00-01	29	137-289	.474	25-71	.352	88-111	.793	387-13.3
01-02	32	137-297	.461	22-71	.310	123-146	.842	419-13.1
TOTAL	124	444-953	.466	86-268	.321	313-389	.805	1287-10.4

21. DWAYNE COLLINS (2006-10)

Year	GP	FG-A	Pct	3FG-A	Pct	FT-A	Pct	Pts-Avg
06-07	32	106-197	.538	0-0	.000	62-107	.579	274-8.6
07-08	34	120-218	.550	0-0	.000	54-108	.500	294-8.6
08-09	31	109-193	.565	0-0	.000	112-192	.583	330-10.6
09-10	29	128-212	.604	0-0	.000	91-160	.569	347-12.0
TOTAL	126	463-820	.565	0-0	.000	319-567	.563	1245-9.9

22. MIKE MCCOY (1960-63)

Year	GP	FG-A	Pct	3FG-A	Pct	FT-A	Pct	Pts-Avg
60-61	27	88-197	.446	—	—	33-61	.541	209-7.7
61-62	26	199-485	.410	—	—	70-122	.574	468-18.0
62-63	28	237-530	.447	—	—	80-132	.606	554-19.8
TOTAL	81	524-1212	.432	—	—	183-315	.581	1231-15.2

23. MARIO BLAND (1996-2000)

Year	GP	FG-A	Pct	3FG-A	Pct	FT-A	Pct	Pts-Avg
96-97	29	48-100	.480	0-0	.000	22-37	.595	118-4.1
97-98	27	122-200	.610	0-2	.000	70-117	.598	314-11.6
98-99	30	125-212	.590	6-11	.545	81-124	.653	337-11.2
99-00	34	155-328	.473	4-24	.167	116-159	.730	430-12.6
TOTAL	120	450-840	.536	10-37	.270	289-437	.661	1199-10.0

24. GENE STAGE (1955-58)

Year	GP	FG-A	Pct	3FG-A	Pct	FT-A	Pct	Pts-Avg
55-56	26	155-353	.439	—	—	68-100	.680	378-14.5
56-57	26	158-375	.421	—	—	145-186	.779	461-17.7
57-58	22	137-303	.452	—	—	79-103	.767	353-16.1
TOTAL	74	450-1031	.436	—	—	292-389	.751	1192-16.1

25. RUSTY PARKER (1965-68)

Year	GP	FG-A	Pct	3FG-A	Pct	FT-A	Pct	Pts-Avg
65-66	26	140-254	.551	—	—	63-97	.650	343-13.2
66-67	26	118-255	.463	—	—	53-75	.726	289-12.6
67-68	28	214-406	.527	—	—	130-162	.802	558-19.9
TOTAL	80	472-915	.516	—	—	246-334	.737	1190-14.9

26. MALCOLM GRANT (2009-12)

Year	GP	FG-A	Pct	3FG-A	Pct	FT-A	Pct	Pts-Avg
09-10	33	99-252	.393	61-148	.412	59-78	.756	318-9.6
10-11	36	158-378	.418	94-222	.423	122-143	.853	532-14.8
11-12	31	105-310	.339	68-206	.330	57-71	.803	335-10.8
TOTAL	100	362-940	.385	223-576	.387	238-292	.815	1185-11.9

27. KEVIN PRESTO (1985-89)

Year	GP	FG-A	Pct	3FG-A	Pct	FT-A	Pct	Pts-Avg
85-86	28	117-253	.462	—	—	57-70	.814	291-10.4
86-87	31	96-239	.402	69-170	.406	70-78	.897	331-10.7
87-88	31	81-200	.405	47-125	.376	56-60	.933	265-8.5
88-89	31	82-219	.374	54-158	.342	51-61	.836	269-8.7
TOTAL	121	376-911	.413	170-453	.375	234-269	.870	1156-9.6

28. JA'QUAN NEWTON (2014-18)

Year	GP	FG-A	Pct	3FG-A	Pct	FT-A	Pct	Pts-Avg
14-15	34	45-111	.405	4-10	.400	41-64	.641	135-4.0
15-16	31	105-228	.461	9-26	.346	105-143	.734	324-10.5
16-17	30	150-332	.452	11-40	.275	93-133	.699	404-13.5
17-18	32	109-245	.445	7-27	.259	57-92	.620	282-8.8
TOTAL	127	409-916	.447	31-103	.301	296-432	.685	1145-9.0

29. CONSTANTIN POPA (1991-95)

Year	GP	FG-A	Pct	3FG-A	Pct	FT-A	Pct	Pts-Avg
91-92	32	81-187	.433	0-1	.000	54-100	.540	216-6.8
92-93	27	145-275	.527	0-0	.000	66-111	.595	355-13.2

93-94	27	100-216	.463	0-0	.000	47-67	.701	247-9.1
94-95	27	126-239	.527	0-0	.000	61-84	.726	313-11.6
TOTAL	113	452-917	.493	0-1	.000	228-362	.630	1132-10.0

30. RION BROWN (2010-14)

Year	GP	FG-A	Pct	3FG-A	Pct	FT-A	Pct	Pts-Avg
10-11	36	51-141	.362	32-90	.356	22-33	.697	157-4.4
11-12	31	73-171	.427	41-104	.394	36-47	.766	223-7.2
12-13	36	79-215	.367	38-130	.292	35-47	.745	231-6.4
13-14	33	174-403	.432	63-199	.317	102-135	.756	513-15.5
TOTAL	136	377-930	.405	174-523	.333	196-262	.748	1124-8.3

31. SHELDON McCLELLAN (2014-16)

Year	GP	FG-A	Pct	3FG-A	Pct	FT-A	Pct	Pts-Avg
14-15	38	192-397	.484	54-151	.358	112-136	.824	550-14.5
15-16	35	177-351	.504	56-138	.406	160-191	.838	570-16.3
TOTAL	73	369-748	.493	110-289	.381	272-327	.832	1120-15.3

32. JAMES DEWS (2006-10)

Year	GP	FG-A	Pct	3FG-A	Pct	FT-A	Pct	Pts-Avg
06-07	31	37-108	.343	16-58	.276	7-12	.583	97-3.1
07-08	34	121-283	.428	58-156	.372	49-54	.907	349-10.3
08-09	32	94-239	.393	44-132	.333	31-41	.756	263-8.2
09-10	33	147-328	.448	52-143	.364	35-47	.745	381-11.5
TOTAL	130	399-958	.417	170-489	.348	122-154	.792	1090-8.4

33. WHITEY CAMPBELL (1946-50)

Year	GP	FG-A	Pct	3FG-A	Pct	FT-A	Pct	Pts-Avg
46-50	—	417	—	—	—	134	—	1076

34. ANTHONY LAWRENCE II (2015-19)

Year	GP	FG-A	Pct	3FG-A	Pct	FT-A	Pct	Pts-Avg
15-16	33	47-92	.511	18-42	.429	24-40	.600	136-4.1
16-17	33	72-173	.416	35-99	.354	45-62	.726	224-6.8
17-18	32	100-214	.467	38-88	.423	43-63	.683	281-8.8
18-19	32	141-311	.453	51-147	.347	69-91	.758	402-12.6
TOTAL	130	360-790	.456	142-376	.378	181-256	.707	1043-8.0

35 (t). JULIE COHEN (1959-62)

Year	GP	FG-A	Pct	3FG-A	Pct	FT-A	Pct	Pts-Avg
59-60	27	120-300	.400	—	—	99-152	.651	339-12.6
60-61	27	132-275	.480	—	—	62-95	.653	326-12.1
61-62	26	136-329	.414	—	—	105-143	.734	377-14.5
TOTAL	80	388-904	.429	—	—	266-390	.682	1042-13.0

35 (t). DICK MIANI (1952-56)

Year	GP	FG-A	Pct	3FG-A	Pct	FT-A	Pct	Pts-Avg
52-56	—	392	—	—	—	258	—	1042

37. REGGIE JOHNSON (2009-13)

Year	GP	FG-A	Pct	3FG-A	Pct	FT-A	Pct	Pts-Avg
09-10	32	60-115	.522	0-0	.000	84-107	.785	204-6.4
10-11	36	165-279	.591	0-0	.000	100-150	.667	430-11.9
11-12	23	88-179	.492	4-11	.364	51-72	.708	231-10.0
12-13	26	57-150	.380	1-10	.100	59-87	.678	174-6.7
TOTAL	117	370-723	.512	5-21	.238	294-416	.707	1,039-8.9

38. JEROME SCOTT (1988-92)

Year	GP	FG-A	Pct	3FG-A	Pct	FT-A	Pct	Pts-Avg
88-89	17	19-53	.358	6-18	.333	11-21	.524	55-3.2
89-90	27	89-207	.430	19-62	.306	43-65	.662	240-8.9
90-91	28	129-305	.423	33-86	.384	81-114	.711	372-13.3
91-92	32	122-308	.396	27-80	.338	100-142	.704	371-11.6
TOTAL	104	359-873	.411	85-246	.346	235-342	.687	1038-10.0

39. RICK JONES (1964-67)

Year	GP	FG-A	Pct	3FG-A	Pct	FT-A	Pct	Pts-Avg
64-65	26	100-257	.389	—	—	56-70	.800	256-9.9
65-66	26	160-381	.420	—	—	134-153	.876	454-17.5
66-67	26	114-293	.388	—	—	91-114	.798	319-12.3
TOTAL	78	374-931	.402	—	—	281-337	.834	1029-13.2



ANNUAL LEADERS

SCORING

Year	Player	FG	FT	Pts
1926-27	No record available			
1927-28	Rodger Ashman			169
1928-29	Rodger Ashman	49	18	116
1929-31	No records available			
1931-32	Polger	71	25	167
1932-38	No team			
1938-39	No records available			
1939-40	John Tobin	86	24	196
1940-41	John Tobin	71	27	169
1941-42	John Tobin	91	39	221
1943-45	No records available			
1945-46	Louis Edwards	53	17	123
1946-47	Bob Campbell	164	39	367
1947-48	Abe Friedman	92	37	221
1948-49	Bob Campbell	164	39	367
1949-50	Mackey MacDonald	134	48	316
1950-51	Sy Chadroff	107	54	268
1951-52	Sy Chadroff	180	999	459
1952-53	Howard Keene	112	126	350
1953-54	Willie Schayowitz	95	37	227
1954-55	Dick Miani	114	73	301
1955-56	Dick Miani	186	139	511
1956-57	Gene Stage	158	145	461
1957-58	Gene Stage	137	79	353
1958-59	Dick Hickox	161	131	453
1959-60	Dick Hickox	219	158	596
1960-61	Dick Hickox	180	120	480
1961-62	Mike McCoy	199	80	478
1962-63	Mike McCoy	237	80	554
1963-64	Rick Barry	314	242	870
1964-65	Rick Barry	340	293	973
1965-66	Mike Wittman	208	151	567
1966-67	Mike Wittman	219	147	585
1967-68	Don Curnutt	268	99	635
1968-69	Don Curnutt	262	138	662
1969-70	Don Curnutt	283	143	709
1970-71	Willie Allen	184	129	497
1972-85	No team			
1985-86	Eric Brown	174	112	460
1986-87	Eric Brown	183	114	460
1987-88	Eric Brown	193	161	551
1988-89	Eric Brown	255	246	765
1989-90	Joe Wylie	210	91	514
1990-91	Joe Wylie	186	143	515
1991-92	Jerome Scott	100	122	371
1992-93	Steven Edwards	127	97	430
1993-94	Jamal Johnson	102	53	257
1994-95	Steven Edwards	102	91	359
1995-96	Steven Edwards	114	68	361
1996-97	Tim James	165	73	405
1997-98	Tim James	184	97	469
1998-99	Tim James	215	115	557

Year	Player	FG	FT	Pts
1999-00	Johnny Hemsley	194	90	542
2000-01	Darius Rice	140	67	409
2001-02	Darius Rice	155	92	478
2002-03	Darius Rice	170	99	506
2003-04	Darius Rice	166	85	472
2004-05	Guillermo Diaz	190	97	538
2005-06	Guillermo Diaz	194	120	586
2006-07	Jack McClinton	163	102	519
2007-08	Jack McClinton	179	114	566
2008-09	Jack McClinton	200	116	617
2009-10	James Dews	147	35	381
2010-11	Malcolm Grant	158	122	532
2011-12	Durand Scott	136	97	388
2012-13	Shane Larkin	183	87	522
2013-14	Rion Brown	174	102	513
2014-15	Sheldon McClellan	192	112	550
2015-16	Sheldon McClellan	177	351	570
2016-17	Davon Reed	161	90	491
2017-18	Lonnie Walker IV	132	48	368
2018-19	Chris Lykes	171	114	517

Players to lead Miami in scoring at least three straight seasons:

John Tobin1940, 41, 42
Dick Hickox1959, 60, 61
Don Curnutt1968, 69, 70
Eric Brown (4x)1986, 87, 88, 89
Tim James1997, 98, 99
Darius Rice (4x)2001, 02, 03, 04
Jack McClinton2007, 08, 09



ANNUAL LEADERS

REBOUNDS

YEAR	PLAYER	OFF	DEF	TOTAL
1950-51	Howard Keene	—	—	271
1951-52	Howard Keene	—	—	218
1952-54	No record available			
1954-55	Ken Ryskamp	—	—	181
1955-56	Ed Morris	—	—	322
1956-57	Ed Morris	—	—	246
1957-58	Dick Berghoff	—	—	278
1958-59	Harry Manushaw	—	—	372
1959-60	Harry Manushaw	—	—	321
1960-61	Ron Godfrey	—	—	256
1961-62	Mike McCoy	—	—	338
1962-63	Rick Barry	—	—	351
1963-64	Rick Barry	—	—	448
1964-65	Rick Barry	—	—	475
1965-66	Mike Wittman	—	—	260
1966-67	Billy Soens	—	—	330
1967-68	Billy Soens	—	—	299
1968-69	Wayne Canaday	—	—	319
1969-70	Wayne Canaday	—	—	327
1970-71	Willie Allen	—	—	316
1972-85	No team			
1985-86	Eric Brown	—	—	208
1986-87	Tito Horford	59	178	241
1987-88	Tito Horford	65	206	271
1988-89	Eric Brown	81	168	249
1989-90	Joe Wylie	89	177	266
1990-91	Joe Wylie	110	169	279
1991-92	Constantin Popa	64	88	152
1992-93	Constantin Popa	76	121	197
1993-94	Constantin Popa	57	105	162
1994-95	Constantin Popa	76	114	190
1995-96	Steve Rich	70	90	160
1996-97	Tim James	88	108	196
1997-98	Tim James	90	173	263
1998-99	Tim James	83	163	246
1999-00	Mario Bland	90	147	237
2000-01	John Salmons	62	111	173
2001-02	James Jones	65	138	203
2002-03	James Jones	52	117	169
2003-04	Darius Rice	55	123	178
2004-05	Anthony King	91	134	231
2005-06	Anthony King	104	132	236
2006-07	Dwayne Collins	105	102	207
2007-08	Anthony King	83	156	239
2008-09	Dwayne Collins	95	132	227
2009-10	Dwayne Collins	85	140	225
2010-11	Reggie Johnson	126	221	347
2011-12	Kenny Kadji	58	112	170
2012-13	Kenny Kadji	56	188	244
2013-14	Rion Brown	47	146	193
2014-15	Tonye Jekiri	118	248	366
2015-16	Tonye Jekiri	93	207	300
2016-17	Kamari Murphy	79	162	241
2017-18	Dewan Huell	65	148	213
2018-19	Ebuka Izundu	111	156	267

ASSISTS

YEAR	PLAYER	ASSISTS*
1985-86	Bryan Hughes	129
1986-87	Kevin Presto	117
1987-88	Thomas Hocker	136
1988-89	Thomas Hocker	109
1989-90	Thomas Hocker	139
1990-91	Jerome Scott	111
1991-92	Michael Gardner	98
1992-93	Michael Gardner	154
1993-94	Torey McCormick	85
1994-95	Kevin Norris	102
1995-96	Kevin Norris	111
1996-97	Kevin Norris	142
1997-98	Kevin Norris	138
1998-99	Vernon Jennings	167
1999-00	Vernon Jennings	218
2000-01	John Salmons	115
2001-02	John Salmons	195
2002-03	Armondo Surratt	93
2003-04	Armondo Surratt	121
2004-05	Anthony Harris	133
2005-06	Guillermo Diaz	97
2006-07	Anthony Harris	110
2007-08	Lance Hurdle	82
	Jack McClinton	82
2008-09	Jack McClinton	91
2009-10	Malcolm Grant	117
2010-11	Malcolm Grant	115
2011-12	Durand Scott	93
2012-13	Shane Larkin	164
2013-14	Garrius Adams	95
2014-15	Angel Rodriguez	126
2015-16	Angel Rodriguez	158
2016-17	Bruce Brown Jr.	106
2017-18	Ja'Quan Newton	84
2018-19	Chris Lykes	103

* Did not become official NCAA statistic until 1985-86



ANNUAL LEADERS

STEALS

YEAR	PLAYER	STEALS*
1985-86	Bryan Hughes	42
1986-87	Kevin Presto	44
1987-88	Dennis Burns	48
1988-89	Eric Brown	44
1989-90	Jake Morton	45
1990-91	Jerome Scott	70
1991-92	Jerome Scott	77
1992-93	Steven Edwards	56
1993-94	Torey McCormick	43
1994-95	Kevin Norris	49
1995-96	Kevin Norris	45
1996-97	Clifton Clark	47
1997-98	Kevin Norris	68
1998-99	Vernon Jennings	60
1999-00	Vernon Jennings	75
2000-01	John Salmons	57
2001-02	John Salmons	57
2002-03	James Jones	44
2003-04	Robert Hite	61
2004-05	Robert Hite	45
2005-06	Robert Hite	50
2006-07	Brian Asbury	46
2007-08	James Dews	28
2008-09	Dwayne Collins	31
2009-10	Durand Scott	41
2010-11	Durand Scott	43
2011-12	Shane Larkin	50
2012-13	Shane Larkin	71
2013-14	Garrius Adams	42
2014-15	Angel Rodriguez	59
2015-16	Angel Rodriguez	58
2016-17	Bruce Brown Jr.	49
2017-18	Anthony Lawrence II	46
2018-19	Zach Johnson	53

BLOCKED SHOTS

YEAR	PLAYER	BLOCKS*
1985-86	Tim Harvey	46
1986-87	Tito Horford	45
1987-88	Tito Horford	80
1988-89	Dennis Burns	36
1989-90	Joe Wylie	32
1990-91	Joe Wylie	37
1991-92	Constantin Popa	64
1992-93	Constantin Popa	85
1993-94	Constantin Popa	59
1994-95	Constantin Popa	55
1995-96	Tim James	50
1996-97	Tim James	64
1997-98	Tim James	45
1998-99	Tim James	65
1999-00	Elton Tyler	34
2000-01	Dwayne Wimbley	48
2001-02	James Jones	78
2002-03	James Jones	50
2003-04	Gary Hamilton	26
2004-05	Anthony King	86
2005-06	Anthony King	65
2006-07	Brian Asbury	20
2007-08	Anthony King	48
2008-09	Jimmy Graham	36
2009-10	Dwayne Collins	32
2010-11	Reggie Johnson	45
2011-12	Kenny Kadji	51
2012-13	Julian Gamble	63
2013-14	Donnavan Kirk	46
2014-15	Tonye Jekiri	51
2015-16	Tonye Jekiri	35
2016-17	Dewan Huell/Ebuka Izundu	25
2017-18	Huell/Anthony Lawrence II	31
2018-19	Ebuka Izundu	39

* Did not become official NCAA statistic until 1985-86

MIAMI 100-POINT GAMES

Date	Opponent	W/L	UM	Opp.	Date	Opponent	W/L	UM	Opp.
1/9/52	Florida Southern	W	106	43	1/28/66	at Florida Southern	W	101	80
1/17/55	Tampa	W	103	76	2/12/66	Jacksonville	W	117	104
2/17/55	at Tampa	W	105	89	2/28/66	Florida State	W	112	90
1/24/57	Kentucky Wesleyan	W	100	95	3/5/66	La Salle	W	108	102
1/8/58	Stetson	W	103	80	1/10/67	Oklahoma City	W	111	109
12/3/58	Rollins	W	104	87	1/14/67	Jacksonville	W	106	86
12/5/58	Tampa	W	113	71	1/19/67	Florida Southern	W	102	83
12/8/58	Florida Southern	W	107	80	3/1/67	Florida State	W	110	90
1/31/59	Western Kentucky	W	109	95	12/6/67	at Hawaii	W	102	83
2/23/59	Morehead State	W	102	85	12/12/67	Tampa	W	104	103
12/1/59	Rollins	W	110	86	12/27/67	Dartmouth	W	100	81
12/3/59	Jacksonville	W	106	98	12/28/67	New York University	W	102	91
12/28/59	Brigham Young	W	110	93	1/6/68	Pittsburgh	W	100	84
1/2/60	[15] South Carolina	W OT	107	106	2/10/68	Florida A&M	W	108	98
2/18/60	[10] Florida Southern	W	121	85	2/24/68	Creighton	W	106	93
2/22/60	[10] Kentucky Wesleyan	W	104	95	1/5/70	Rhode Island	W	105	95
2/27/60	[9] Florida State	W	107	89	1/23/70	at Florida Southern	W	103	92
1/4/61	Miami (Ohio)	W 2OT	102	100	2/7/70	Florida A&M	W	118	111
2/1/61	Rollins	W	103	75	2/17/70	La Salle	W	103	96
2/18/61	at Tampa	W	108	99	1/8/71	at Florida State	L	106	114
1/6/62	Oklahoma City	L OT	113	118	2/27/71	Florida State	W	100	94
12/13/62	Florida Southern	W	116	93	1/31/86	vs. Brooklyn College	W	102	93
1/9/63	at Jacksonville	W	103	91	1/9/87	vs. PR-Rio Piedras	W	111	64
1/30/63	[18] at Rollins	W	120	72	2/18/87	Florida International	W	102	81
2/5/63	[18] Jacksonville	W	112	105	2/28/87	Coppin State	W	115	76
2/9/63	Louisville	W	112	84	12/21/87	Alabama State	W	110	107
2/12/63	Rollins	W	114	75	12/29/87	vs. American	W	104	70
2/18/63	Tampa	W	112	91	3/5/88	UCF	W	100	80
12/3/63	Tampa	W	101	95	11/25/88	MD-Eastern Shore	W	108	80
12/12/63	at St. Mary's (Calif.)	W	101	86	11/28/88	Oral Roberts	W	108	103
12/19/63	Rollins	W	108	90	12/10/88	Duke	L	102	117
1/4/64	Rhode Island	W	105	88	12/16/88	Long Island Univ.	W	102	66
1/23/64	La Salle	W	121	99	12/28/88	vs. Pennsylvania	W	102	69
1/28/64	at Rollins	W	127	85	1/28/89	Marquette	W	106	90
1/29/64	at Tampa	W	134	104	2/4/89	Brigham Young	W	107	86
2/4/64	Jacksonville	W	117	92	2/6/89	South Florida	W 2OT	106	104
2/18/64	Florida Southern	W	120	79	2/8/89	Tennessee Tech	W	111	101
12/1/64	Tampa	W	136	119	2/22/89	at Texas	L	104	123
1/13/65	Florida Southern	W	124	93	3/2/89	Savannah State	W	107	98
1/16/65	Jacksonville	W	127	99	1/1/90	at George Mason	W OT	101	91
1/23/65	[t-19] at Rollins	W	128	92	1/18/90	Florida State	W 2OT	101	97
1/30/65	Oklahoma City	W	115	92	2/16/99	[16/21] Villanova	W	103	82
2/2/65	Miami (Ohio)	W	115	95	11/30/99	[25] Bethune-Cookman	W	102	75
2/9/65	Tampa	W	141	110	1/19/02	[24/20] Providence	W 2OT	102	96
2/13/65	Loyola (La.)	W	115	86	1/3/04	Savannah State	W	105	65
2/20/65	[t-19] Houston	W	103	91	11/9/07	Florida Southern	W	104	61
2/23/65	[17] Rollins	W	148	79	11/16/09	Nova Southeastern	W	108	58
12/1/65	Tampa	W	120	91	11/19/15	vs. Mississippi State	W	105	79
12/18/65	Ohio University	W	105	100					



OPPONENT 100-POINT GAMES

Date	Opponent	W/L	UM	Opp.	Date	Opponent	W/L	UM	Opp.
1/25/52	Western Kentucky	L	74	102	1/10/70	at #7 Jacksonville	L	87	121
12/21/53	Ohio State	L	81	106	1/24/70	at Stetson	L	88	116
2/11/54	at Stetson	L	56	108	1/29/70	at Tulane	L	90	105
2/20/56	Morehead State	L	89	102	2/7/70	Florida A&M	W	118	111
12/3/56	Kentucky	L	75	114	2/12/70	at Centenary	L	86	107
12/8/56	at Akron	L	80	106	2/14/70	at #13 Houston	L	98	118
2/5/59	at Stetson	L	97	110	2/28/70	#9 Florida State	L	96	112
1/2/60	South Carolina	W OT	107	106	3/4/70	#6 Jacksonville	L	97	108
3/8/60	[8] vs. Western Kentucky	L	84	107	12/29/70	at Maryland	L	77	111
12/10/60	at Brigham Young	L	80	112	1/8/71	at Florida State	L	106	114
1/4/61	Miami (Ohio)	W 2OT	102	100	1/9/71	at #7 Jacksonville	L	82	124
12/4/61	at Morehead State	L	81	107	1/23/71	at Creighton	L	84	104
1/6/62	Oklahoma City	L OT	113	118	2/6/71	Loyola (La.)	L	88	107
1/30/62	at Tampa	L	95	113	12/21/85	at UCLA	L	64	109
2/10/62	Loyola (La.)	L	70	113	2/19/86	at #2 Duke	L	82	102
2/5/63	Jacksonville	W	112	105	2/22/86	#14 Notre Dame	L	73	126
3/19/63	vs. Providence	L	96	106	12/6/86	at #1 North Carolina	L	77	122
1/9/64	at Florida	L	91	114	2/26/87	at Florida State	L	84	108
1/29/64	at Tampa	W	134	104	11/27/87	vs. #9 Michigan	L	76	109
12/1/64	at Tampa	W	136	119	12/21/87	Alabama State	W	110	107
2/9/65	Tampa	W	141	110	12/30/87	vs. #11 Purdue	L	82	110
12/9/65	at #11 San Francisco	L	89	105	1/6/88	at #9 Duke	L	69	107
12/18/65	Ohio University	W	105	100	2/27/88	DePaul	L	82	101
1/12/66	at Florida	L	66	111	11/28/88	Oral Roberts	W	108	103
2/12/66	Jacksonville	W	117	104	12/10/88	#1 Duke	L	102	117
2/17/66	at Houston	L	96	111	12/19/88	at Florida	L	81	101
3/5/66	La Salle	W	108	102	1/7/89	at #5 Georgetown	L	79	112
12/3/66	Florida	L	88	113	1/24/89	#20 Providence	L	91	106
1/10/67	Oklahoma City	W	111	109	2/1/89	New Mexico	L	93	110
2/18/67	#7/8 Houston	L	86	105	2/6/89	South Florida	W 2OT	106	104
12/7/67	at Hawaii	L	76	110	2/8/89	Tennessee Tech	W	111	101
12/12/67	Tampa	W	104	103	2/22/89	at Texas	L	104	123
1/12/68	at Florida State	L	93	122	1/10/90	#1 Kansas	L	73	100
2/15/68	at #1 Houston	L	64	106	1/27/90	at Notre Dame	L	60	107
12/6/68	vs. Florida State	L	84	111	2/21/90	at Providence	L	67	101
12/7/68	vs. Florida	L	62	111	12/27/90	Miami (Ohio)	L 2OT	99	101
12/12/69	at #2 UCLA	L	69	127	1/3/07	at #3 North Carolina	L	64	105
1/9/70	at Florida State	L	63	114	1/27/18	[RV/24] at Florida St.	L OT	94	103



OVERTIME GAMES

Overall: 40-47 **1OT:** 31-40 **2OT:** 9-7

Regular-Season ACC Games:

8-13 (6-11 OT, 2-2 2OT)

ACC Tournament Games: 1-1

Under Larranaga: 8-10 (5-9 OT, 3-1 2OT)

When both teams are ranked: None

When UM is ranked: 2-1

When opponent is ranked: 2-3 (0-1 2OT)

Reg. season ACC games: 5-5 (3-4 OT, 2-1 2OT)

Non-conf., regular-season games: 3-4 (1-0 2OT)

ACC Tournament games: None

Date	Opponent	W/L	Score
12/29/48	Princeton	L 2OT	55-62
1/12/51	Tampa	L OT	75-77
2/6/51	La Salle	W OT	77-75
2/13/54	at Fla Southern	W 2OT	77-70
12/30/58	Miami (Ohio)	L OT	87-89
1/2/60	[15] South Carolina	W OT	107-106
1/13/60	[15] at Jacksonville	W OT	78-70
1/4/61	Miami (Ohio)	W 2OT	102-100
1/13/61	at Jacksonville	W OT	93-84
1/6/62	Oklahoma City	L OT	113-118
1/12/62	at Florida State	L OT	74-77
1/30/62	Florida	W OT	91-87
12/14/63	at Nevada	W OT	81-78
12/28/63	vs. Syracuse	L OT	85-86
2/15/64	at Loyola (N.O.)	W OT	97-90
12/28/65	Louisville	L OT	84-85
2/1/69	Morehead State	W OT	92-91
3/1/69	Florida State	L OT	86-89
2/13/70	at Pepperdine	L OT	90-93
2/19/71	vs. Oklahoma City	L OT	91-94
1/29/71	at Fla. Southern	L OT	95-96
1/18/86	Arizona	L OT	74-81
12/29/86	vs. Yale	W OT	78-75
1/24/87	Marquette	W OT	91-89
1/31/87	at San Diego State	W OT	83-82
2/1/88	vs. Marist	W OT	79-76
2/4/88	Monmouth	L OT	62-64
1/3/89	at Rutgers	W OT	99-94
2/6/89	South Florida	W 2OT	106-104
1/1/90	at George Mason	W OT	101-91
1/18/90	Florida State	W 2OT	101-97
12/19/90	at SMU	L 2OT	88-93
12/27/90	vs. Miami (Ohio)	L 2OT	99-101
2/11/91	Memphis State	L OT	82-83
3/4/92	#22 Seton Hall *	L OT	82-90
2/25/95	at Boston College *	W OT	77-71
2/28/95	Pittsburgh *	W OT	76-68
12/23/95	Clemson	L OT	52-66
2/20/96	St. John's *	W 2OT	96-91
1/18/97	Georgetown *	W OT	68-65

Date	Opponent	W/L	Score
3/5/97	St. John's ^	W OT	76-68
1/20/99	Connecticut *	L OT	68-70
3/5/00	St. John's ^	W OT	74-70
1/15/02	[24/20] Pittsburgh *	W OT	76-69
1/19/02	[24/20] Providence *	W 2OT	102-96
3/7/02	vs. Georgetown	W OT	84-76
12/3/02	at Florida Atlantic	L OT	73-74
12/21/02	vs. #13 Florida +	L 2OT	93-94
1/4/03	North Carolina	W OT	64-61
1/11/03	at #3 Connecticut *	L OT	80-83
2/8/03	Villanova *	L OT	67-72
1/10/04	#15 Pittsburgh *	L 2OT	80-84
1/31/04	Georgetown *	L OT	80-87
2/4/04	at Rutgers *	L OT	70-72
2/11/04	Boston College *	L OT	72-74

Joined ACC

11/27/04	vs. Xavier +	L OT	70-83
2/5/05	#22/24 Maryland *	W OT	75-73
1/29/06	at Florida State *	W OT	84-78
2/8/06	#16/15 NC State *	L 2OT	77-86
2/28/07	at Clemson *	L OT	70-74
3/3/07	Florida State *	L OT	90-98
3/9/07	vs. Boston College ^	L OT	71-74
1/19/08	[21/24] at NC State *	L OT	77-79
3/8/08	at Florida State *	L OT	72-75
1/25/09	Virginia Tech *	L OT	83-88
1/27/09	at NC State *	L OT	81-84
2/7/09	at #4/3 Duke *	L OT	75-78
2/5/11	vs. Virginia *	W OT	70-68
3/10/11	vs. Virginia ^	W OT	69-62

Larranaga Arrived

11/25/11	at Ole Miss	L OT	61-64
12/17/11	vs. Florida Atlantic +	W 2OT	93-90
2/1/12	Maryland *	W 2OT	90-86
2/5/12	at #7/5 Duke *	W OT	78-74
12/25/12	vs. Indiana State +	L OT	55-57
11/08/13	St. Francis (N.Y.)	L OT	62-66
11/11/13	Georgia Southern	W OT	81-80
11/28/13	vs. George Wash.	L OT	63-71
12/8/13	Virginia Tech *	L OT	60-61
2/5/14	#25/22 Pittsburgh *	L OT	55-59
1/3/15	#3 Virginia *	L 2OT	80-89
2/16/15	Boston College *	W 2OT	89-86
4/2/15	Stanford #	L OT	64-66
12/1/16	[21] Nebraska	W OT	77-72
2/20/17	at #18/19 Virginia *	W OT	54-48
1/24/18	[RV/24] Louisville*	W OT	78-75
1/27/18	[RV/24] at Florida St.*	L OT	94-103
2/9/19	at #8/8 N. Carolina*	L OT	85-88

* Conference

^ Conference Tournament

+ Regular Season Tournament

NIT



WATSCO CENTER RECORDS

[OPENED JAN. 4, 2003]

INDIVIDUAL - MIAMI

Points	43	Darius Rice vs. Connecticut, 1/20/03
FGM	16	Darius Rice vs. Connecticut, 1/20/03
FGA	27	Darius Rice vs. Connecticut, 1/20/03
FG Pct.	1.000 (6-6)	Sheldon McClellan vs. South Alabama, 11/28/14
3FGM	7	4x, last Jack McClinton vs. N. Carolina, 2/15/09
3FGA	12	Jack McClinton vs. N. Carolina, 2/15/09
		Jack McClinton vs. Virginia Tech, 1/25/09
		Jack McClinton vs. Virginia, 3/1/08
3FG Pct.	1.000 (4-4)	Jack McClinton vs. Ohio State, 12/2/08
		Anthony Lawrence II vs. Notre Dame, 2/3/16
FTM	16	Jack McClinton vs. NC State, 3/7/09
FTA	16	Jack McClinton vs. NC State, 3/7/09
		Dwayne Collins vs. Florida Atlantic, 1/5/09
FT Pct.	1.000 (16-16)	Jack McClinton vs. NC State, 3/7/09
Rebounds	19	Ebuka Izundu vs. Stephen F. Austin, 11/13/18
Assists	11	Angel Rodriguez vs. Duke, 1/25/16
Steals	6	Angel Rodriguez vs. Syracuse, 1/2/16
Blocks	13	Anthony King vs. Fla. Atlantic, 11/29/04
Turnovers	10	Durand Scott vs. Georgia Tech, 2/3/11

INDIVIDUAL - OPPONENT

Points	45	Al Thornton, Florida State, 3/3/07
FGM	16	Al Thornton, Florida State, 3/3/07
FGA	23	Jarrell Eddie, Virginia Tech, 12/8/13
FG Pct.	1.000 (11-11)	Hakim Warrick, Syracuse, 2/14/04
3FGM	7	Toney Douglas, Florida State, 1/21/09
3FGA	14	Toney Douglas, Florida State, 1/21/09
		Jarell Eddie, Virginia Tech, 12/8/13
3FG Pct.	1.000 (4-4)	Isaac McGlone, Eastern Kentucky, 12/19/14
FTM	15	Zabian Dowdell, Virginia Tech, 1/23/07
		Tyler Hansbrough, North Carolina, 1/23/08
FTA	18	Zabian Dowdell, Virginia Tech, 1/23/07
FT Pct.	1.000 (11-11)	Jon Scheyer, Duke, 1/14/07
		Al Thornton, Florida State, 3/3/07
Rebs	18	Gani Lawal, Georgia Tech, 2/10/10
Assists	10	Alex Tucker, Florida Atlantic, 1/5/09
		Ty Lawson, North Carolina, 1/23/08
		Johannes Herber, West Virginia, 3/6/04
Steals	6	Nikeil Alexander-Walker, Va. Tech, 1/30/19
		Chris Jones, Louisville, 2/3/15
		Jeremy Chappell, Robert Morris, 12/14/08
Blocks	6	Joakim Noah, Florida, 12/22/05
Turnovers	9	Tavarus Alston, NC A&T, 12/21/09
		Rakim Sanders, Boston College, 3/5/08
		Jason Willis, NC A&T, 12/23/07

TEAM - MIAMI

Pts (Game)	108	vs. Nova Southeastern, 11/16/09
Pts (Half)	61	vs. Nova Southeastern (1H), 11/16/09
Comb. Pts	191	Miami 96, Duke 95, 2/20/08
FGM	41	vs. Florida Southern, 11/9/07
FGA	78	vs. Florida Southern, 11/9/07
FG Pct.	.667 (30-45)	vs. Birmingham Southern, 12/3/05
3FGM	15	vs. South Carolina State, 12/12/09
3FGA	33	vs. Virginia Tech, 1/30/19
3FG Pct.	.727 (8-11)	vs. Louisville, 2/27/16
FTM	32	vs. North Florida, 12/31/08
FTA	42	vs. North Florida, 12/31/08
		vs. Alabama State, 11/28/07
FT Pct.*	.933 (14-15)	vs. Boston College, 1/15/11
Rebounds	56	vs. Florida Southern, 11/15/08
Assists	29	vs. Florida Southern, 11/9/07
Steals	15	vs. Florida Southern, 11/9/07
		vs. Penn, 1/2/08
Blocks	14	vs. North Carolina, 1/4/03
Turnovers	22	vs. Duke, 2/17/10
		vs. NC Central, 11/14/09
		vs. Clemson, 12/21/08
		vs. Duke, 2/20/08

* Minimum 10 attempts

TEAM - OPPONENT

Pts (Game)	98	North Carolina, 1/23/08
		Florida State, 3/3/07
Pts (Half)	59	Duke (2H), 2/20/08
FGM	36	North Carolina, 1/23/08
FGA	79	South Alabama, 11/28/14
FG Pct.	.644 (38-59)	Syracuse, 2/14/04
3FGM	15	Duke, 2/20/08
3FGA	37	Duke, 2/20/08
3FG Pct.	.571 (4-7)	NC State, 2/27/10
FTM	34	Virginia Tech, 1/23/07
FTA	42	Virginia Tech, 1/23/07
FT Pct.	1.000 (16-16)	Georgia Southern, 11/11/13
		Clemson, 2/13/19
Rebs	47	Morgan State, 11/24/07
Assists	26	North Carolina, 1/19/19
Steals	17	Georgia Tech, 2/3/11
Blocks	10	Florida, 12/22/05
Turnovers	28	Georgia Tech, 2/3/11



HOME ATTENDANCE

TOP 10 HOME ATTENDANCE FIGURES

Att	Opponent	Site	Result	Score	Date
15,147	Connecticut	Miami Arena	L	70-68 (OT)	1/20/99
11,263	Connecticut	Miami Arena	L	75-67	3/4/95
11,051	Ohio State	National Car Rental Center	W	72-64	12/27/98
10,896	Georgetown	Miami Arena	L	75-58	2/15/92
10,497	Rutgers	Miami Arena	W	68-63	2/27/99
10,419	Georgetown	Miami Arena	W	68-65 (OT)	1/18/97
10,231	Connecticut	Miami Arena	L	77-58	1/18/92
10,140	North Carolina	National Car Rental Center	L	78-68	12/18/99
10,135	Connecticut	Miami Arena	W	68-66	2/2/02
10,037	Notre Dame	Miami Arena	L	90-77	2/23/02

YEARLY HOME ATTENDANCE

Year	Site	Total	Games	Avg.	Conference Games		
					Total	Games	Avg.
1985-86	Knight Center	54,544	18	3,030	—	—	—
1986-87	Knight Center	43,129	17	2,537	—	—	—
1987-88	Knight Center	41,343	18	2,297	—	—	—
1988-89	Miami Arena	48,968	17	2,880	—	—	—
1989-90	Miami Arena	33,505	16	2,094	—	—	—
1990-91	Miami Arena	33,406	15	2,227	—	—	—
1991-92	Miami Arena	56,677	14	4,048	46,380	9	5,153
1992-93	Miami Arena	51,262	15	3,417	41,169	9	4,574
1993-94	Miami Arena	38,219	15	2,548	28,154	9	3,128
1994-95	Miami Arena	53,953	15	3,597	43,630	9	4,848
1995-96	Miami Arena	46,150	16	2,884	34,186	9	3,798
1996-97	Miami Arena	60,517	15	4,034	48,093	9	5,344
1997-98	Miami Arena	65,958	14	4,711	47,132	9	5,236
1998-99	Miami Arena	75,560	13	5,812	57,609	9	6,401
1999-00	Miami Arena	63,920	16	3,995	33,268	8	4,159
2000-01	Miami Arena	46,364	16	2,898	26,718	8	3,340
2001-02	Miami Arena	74,415	16	4,651	51,248	8	6,406
2002-03	Miami Arena/BUC	50,397	14	3,600	35,203	8	4,400
2003-04	BankUnited Center	45,813	18	2,545	26,160	8	3,270
2004-05	BankUnited Center	68,842	16	4,303	51,027	8	6,378
2005-06	BankUnited Center	68,247	16	4,265	46,091	8	5,761
2006-07	BankUnited Center	51,974	15	3,465	34,065	8	4,258
2007-08	BankUnited Center	69,152	16	4,322	49,115	8	6,139
2008-09	BankUnited Center	72,599	16	4,537	45,155	8	5,644
2009-10	BankUnited Center	75,411	16	4,713	44,319	8	5,540
2010-11	BankUnited Center	80,963	17	4,763	47,048	8	5,881

Coach Larrañaga arrival

2011-12	BankUnited Center	70,854	18	3,936	39,981	8	4,998
2012-13	BankUnited Center	87,212	15	5,814	65,646	9	7,294
2013-14	BankUnited Center	92,424	16	5,776	56,957	9	6,329
2014-15	BankUnited Center	91,991	18	5,111	55,322	9	6,147
2015-16	BankUnited Center	112,110	16	7,007	64,313	9	7,146
2016-17	Watsco Center	113,701	16	7,106	65,480	9	7,276
2017-18	Watsco Center	99,639	14	7,117	65,138	9	7,238
2018-19	Watsco Center	106,316	16	6,645	61,189	9	6,799
Totals		2,245,535	539	4,166	1,309,796	239	5,480



TOP ATTENDANCES AT WATSCO CENTER/ HOME RECORDS BY VENUE

Date	Opponent	Total	Result				
Sellouts:							
1/15/18	[25/23] #5/5 Duke	7,972	L, 75-83	2/15/09	#3 North Carolina	7,200	L, 65-69
2/25/17	#10/11 Duke	7,972	W, 55-50	1/12/19	Wake Forest	7,197	W, 76-65
1/12/17	#20 Notre Dame	7,972	L, 62-67	1/24/18	Louisville	7,190	W, 78-75 OT
1/25/16	[15/13] #24/20 Duke	7,972	W, 80-69	11/25/17	North Florida	7,189	W, 86-65
1/9/16	[12/11] Florida State	7,972	W, 72-59	1/31/10	Virginia Tech	7,189	W, 82-75
12/8/15	[17/20] Florida	7,972	W, 66-55	1/31/18	Pitt	7,169	W, 69-57
2/28/15	#15/18 North Carolina	7,972	L, 64-73	3/3/18	Virginia Tech	7,164	W, 69-68
1/22/14	#18 Duke	7,972	L, 46-67	1/19/19	#13/15 North Carolina	7,131	L, 76-85
3/9/13	[6/7] Clemson	7,972	W, 62-49	1/27/19	#RV/23 Florida State	7,122	L, 66-78
2/19/13	[2/2] Virginia	7,972	W, 54-50	1/25/14	#2 Syracuse	7,122	L, 52-64
2/9/13	[8/11] North Carolina	7,972	W, 87-61	11/10/17	Gardner-Webb	7,073	W, 77-45
1/27/13	[25] Florida State	7,972	W, 71-47	2/15/12	#8/7 North Carolina	7,071	L, 64-73
1/23/13	[25] #1 Duke	7,972	W, 90-63	3/6/10	Florida State	7,014	L, 60-61
2/13/11	#5 Duke	7,972	L, 71-81	2/24/18	Boston College	7,010	W, 79-78
				1/23/08	#5/4 North Carolina	7,000	L, 82-98
				1/12/08	[25] Georgia Tech	7,000	W, 78-68
				12/3/06	#21/25 Georgia Tech	7,000	W, 90-82
Date	Opponent	Total	Result	2/12/06	#23/24 North Carolina	7,000	L, 70-80
Crowds of 7,000+				1/18/06	Clemson	7,000	W, 62-38
1/7/18	Florida State	7,647	W, 80-74	12/22/05	#5 Florida	7,000	L, 67-77
2/27/13	[5/7] Virginia Tech	7,434	W, 76-58	2/26/05	Georgia Tech	7,000	L, 72-76
1/15/14	Florida State	7,413	L, 53-63	2/15/05	#5 Wake Forest	7,000	L, 63-68
3/6/13	[6/7] Georgia Tech	7,394	L, 69-71	2/5/05	#22/24 Maryland	7,000	W, 75-73 OT
2/13/18	#1/3 Virginia	7,333	L, 50-59	1/19/05	#4 Duke	7,000	L, 83-92
2/26/12	#15/16 Florida State	7,261	W, 78-62				

MIAMI'S RECORD AT ...

Year	Home Site	Home	(Site Total)	Away	Neutral	Total
1985-86	Knight Center	12-6		1-8	1-0	14-14
1986-87	Knight Center	9-8		1-6	5-2	15-16
1987-88	Knight Center	11-7	(32-21)	3-5	3-2	17-14
1988-89	Miami Arena	12-5		2-6	5-1	19-12
1989-90	Miami Arena	11-5		2-8	0-2	13-15
1990-91	Miami Arena	8-7		0-11	1-1	9-19
1991-92	Miami Arena	4-10		0-11	4-3	8-24
1992-93	Miami Arena	10-5		0-10	0-2	10-17
1993-94	Miami Arena	5-10		2-9	0-1	7-20
1994-95	Miami Arena	11-4		4-8	0-1	15-13
1995-96	Miami Arena	12-4		2-8	1-1	15-13
1996-97	Miami Arena	12-3		3-9	1-1	16-13
1997-98	Miami Arena	11-3		7-5	0-2	18-10
1998-99	Miami Arena	11-2		10-3	2-2	23-7
1999-00	Miami Arena	11-4		8-2	4-5	23-11
2000-01	Miami Arena	12-4		4-8	0-1	16-13
2001-02	Miami Arena	14-2		5-4	5-2	24-8
2002-03	Miami Arena	5-0	(149-68)			
	BankUnited Center	4-5	first game Jan. 4, 2003	2-10	0-2	11-17
2003-04	BankUnited Center	10-8		3-6	1-2	14-16
2004-05	BankUnited Center	11-5		5-6	0-2	16-13
2005-06	BankUnited Center	11-5		4-8	3-3	18-16
2006-07	BankUnited Center	8-7		3-9	1-4	12-20
2007-08	BankUnited Center	14-2		4-6	5-3	23-11
2008-09	BankUnited Center	12-4		5-7	2-2	19-13
2009-10	BankUnited Center	12-4		2-8	6-1	20-13
2010-11	BankUnited Center	13-4		4-9	4-2	21-15
2011-12	BankUnited Center	14-4		5-8	1-1	20-13
2012-13	BankUnited Center	14-1		10-3	5-3	29-7
2013-14	BankUnited Center	8-8		7-6	2-2	17-16
2014-15	BankUnited Center	12-6		8-4	5-3	25-13
2015-16	BankUnited Center	15-1		6-5	6-2	27-8
2016-17	Watsco Center	14-2		4-6	3-4	21-12
2017-18	Watsco Center	11-3		8-4	3-3	22-10
2018-19	Watsco Center	11-5	(194-74)	0-10	3-3	14-18
Totals		375-163		134-236	82-71	591-470



RESULTS

Regular-Season Tournaments/Events.....	200-202
Series Records.....	203-205
All-Time Series Results.....	206-222
Year-by-Year Results.....	223-246



REGULAR-SEASON TOURNAMENTS/EVENTS

ALL-TOURNAMENT TEAMS

2001 *Virgin Islands Paradise Jam*

John Salmons Tournament MVP
Darius Rice All-Tournament Team

2001 *Orange Bowl Basketball Classic*

James Jones Game MVP

2007 *O'Reilly Auto Parts Puerto Rico Tip-Off*

Jack McClinton All-Tournament Team

2011 *Orange Bowl Basketball Classic*

Kenny Kadij Game MVP

2014 *Gildan Charleston Classic*

Angel Rodriguez Most Valuable Player
Tonye Jekiri All-Tournament Team

2015 *Puerto Rico Tip Off*

Angel Rodriguez Most Outstanding Player
Sheldon McClellan All-Tournament Team
Tonye Jekiri All-Tournament Team

2016 *Hoophall Miami Invitational*

Kamari Murphy Tournament MVP

2017 *Diamond Head Classic*

Dewan Huell All-Tournament Team

2018 *Wooden Legacy*

Zach Johnson All-Tournament Team

1954-55

Blue Gray Tournament (Montgomery, Ala.)

12/17 vs. Tennessee L, 89-80
12/18 vs. Washington & Lee W, 80-75

1955-56

Orange Bowl Classic (Miami, Fla.)

12/29 vs. Tulane W, 86-75
12/30 vs. West Virginia L, 83-78

Senior Bowl Classic (Mobile, Ala.)

1/04 vs. Memphis State L, 79-71
1/05 vs. Clemson L, 98-76

1956-57

Orange Bowl Classic (Miami, Fla.)

12/27 vs. Connecticut L, 74-70
12/28 vs. Valparaiso L, 81-76
12/29 vs. Seton Hall L, 92-80

1957-58

Montgomery Classic (Montgomery, Ala.)

12/13 vs. Mississippi L, 66-64
12/14 vs. Texas Christian L, 82-59

1958-59

Steel Bowl Classic (Pittsburgh, Pa.)

12/12 vs. Pittsburgh L, 69-65
12/13 vs. Clemson L, 66-61

The Citadel Invitational (Charleston, S.C.)

12/20 vs. The Citadel L, 93-77

Hurricane Classic

12/29 vs. Tulane W, 94-74
12/30 vs. Miami (Ohio) L, 89-87 (OT)

1959-60

Hurricane Classic

12/28 vs. Brigham Young W, 110-93
12/29 vs. Xavier W, 87-69

1960-61

Hurricane Classic

12/28 vs. Army W, 82-75
12/29 vs. Holy Cross W, 77-71

1961-62

Hurricane Classic

12/28 vs. Miami (Ohio) W, 83-73
12/29 vs. Temple L, 85-67

1962-63

Hurricane Classic

12/27 vs. Cornell W, 94-85
12/28 vs. Pittsburgh W, 86-85

1963-64

Hurricane Classic

12/27 vs. Army W, 79-71
12/28 vs. Syracuse L, 86-85 (OT)

1964-65

Steel Bowl (Pittsburgh, Pa.)

12/4 vs. Duquesne W, 99-95
12/5 vs. Pittsburgh W, 85-71

Hurricane Classic

12/28 vs. Yale W, 86-71
12/29 vs. Maryland W, 80-73

1965-66

Hurricane Classic

12/27 vs. Boston W, 81-60
12/28 vs. Louisville L, 86-84 (OT)

1966-67

Volunteer Classic

12/16 vs. Clemson L, 73-64
12/17 vs. Auburn W, 87-73

Hurricane Classic

12/27 vs. Pennsylvania W, 82-78
12/28 vs. #17 Western Kentucky L, 94-89

1967-68

Hurricane Classic

12/27 vs. Dartmouth W, 100-81
12/28 vs. NYU W, 102-91

REGULAR-SEASON TOURNAMENTS/EVENTS

1968-69

Sunshine State Classic (Jacksonville, Fla.)

12/6	vs. Florida State	L, 111-84
12/7	vs. Florida	L, 111-62

Marshall Tournament (Huntington, W.Va.)

12/20	vs. Yale	W, 77-71
12/21	vs. Maryland	L, 95-92

Hurricane Classic

12/27	vs. Pittsburgh	W, 72-70
12/28	vs. Illinois	L, 86-76

1969-70

Steel Bowl (Pittsburgh, Pa.)

12/5	vs. Pittsburgh	W, 85-67
12/6	vs. Duquesne	L, 94-88

Hurricane Classic

12/29	vs. Seton Hall	L, 76-69
12/30	vs. #5 Ohio	L, 99-74

1970-71

Husker Classic (Lincoln, Neb.)

12/18	vs. Nebraska	L, 85-58
12/19	vs. Oklahoma City	L, 94-91 (OT)

1985-86

AMI Classic

11/29	vs. Georgia State	W, 82-77
11/30	vs. Georgia	W, 81-78

Orange Bowl Tournament

12/27	vs. Brown	L, 62-61
12/28	vs. Manhattan	W, 79-61

1986-87

AMI Classic

11/28	vs. Central Florida	W, 64-54
11/29	vs. Penn State	L, 74-61

Palm Beach Hurricane Classic

12/29	vs. Yale	W, 78-75 (OT)
12/30	vs. Stanford	W, 71-58

Puerto Rico Tournament

1/8	vs. Bayamon (PR)	W, 75-54
1/9	vs. Rio Piedras (PR)	W, 111-64
1/10	vs. Radford	W, 66-62

1987-88

Great Alaska Shootout (Anchorage, Alaska)

11/27	vs. #9 Michigan	L, 109-76
11/28	vs. Duquesne	W, 84-73
11/29	vs. Alaska Anchorage	L, 78-77

City of Miami Classic (Miami, Fla.)

12/4	vs. Colgate	W, 96-68
12/5	vs. South Carolina	L, 76-63

Eastern Airlines Palm Beach Classic (Fla.)

12/29	vs. American	W, 104-70
12/30	vs. #11 Purdue	L, 110-82

1988-89

Chaminade Classic

12/23	vs. St. Louis	L, 86-73
12/24	vs. Eastern Illinois	W, 83-68
12/25	vs. Old Dominion	W, 77-76

Eastern Airlines Palm Beach Classic (Fla.)

12/28	vs. Penn	W, 102-69
12/30	vs. Wichita State	W, 81-59

1989-90

Eastern Airlines Palm Beach Classic (Fla.)

12/27	vs. Lehigh	L, 83-59
12/29	vs. Boston College	L, 69-60

1990-91

Eastern Airlines Palm Beach Classic (Fla.)

12/27	vs. Miami (Ohio)	L, 101-99
12/28	vs. Mississippi St.	W, 74-67

1991-92

San Juan Shootout (San Juan, Puerto Rico)

11/29	vs. Maine	W, 62-57
11/30	vs. Eastern Kentucky	L, 66-61
12/1	vs. Tennessee	W, 72-60

Palm Beach Classic (Palm Beach, Fla.)

12/27	vs. Marshall	W, 70-55
12/29	vs. George Washington	L, 78-64

1994-95

Orange Bowl Classic (Miami, Fla. - Miami Arena)

12/28	vs. UNLV	L, 56-55
-------	----------	----------

1995-96

Orange Bowl Classic (Miami, Fla. - Miami Arena)

12/27	vs. Tennessee	L, 56-54
-------	---------------	----------

1996-97

Orange Bowl Classic (Miami, Fla. - Miami Arena)

12/28	vs. DePaul	W, 61-45
-------	------------	----------

1997-98

Orange Bowl Classic (Miami, Fla. - Miami Arena)

12/27	vs. #23 Georgia Tech	L, 69-61
-------	----------------------	----------

1998-99

Orange Bowl Classic (Sunrise, Fla.)

12/27	vs. Ohio State	W, 72-64
-------	----------------	----------

1999-00

Orange Bowl Classic (Sunrise, Fla.)

12/18	vs. #7/9 North Carolina	L, 78-68
12/20	vs. UL-Lafayette	L, 66-60
12/21	vs. Detroit-Mercy	W, 68-64
12/22	vs. Illinois State	L, 87-78

2000-01

Orange Bowl Classic (Sunrise, Fla.)

12/16	vs. Nebraska	L, 72-64
-------	--------------	----------



REGULAR-SEASON TOURNAMENTS/EVENTS

2001-02

Paradise Jam (U.S. Virgin Islands)		
11/18	vs. Eastern Michigan	W, 93-56
11/19	vs. UAB	W, 81-79
11/20	vs. Clemson	W, 67-65
Orange Bowl Classic (Miami, Fla. - AA Arena)		
12/15	vs. #21/24 Indiana	W, 58-53

2002-03

Orange Bowl Classic (Miami, Fla. - AA Arena)		
12/21	vs. #13 Florida	L, 94-93 (2OT)

2003-04

Las Vegas Tournament (Coral Gables, Fla.)		
11/21	vs. Lubbock Christian	W, 86-66
11/23	vs. UL-Monroe	W, 78-60
Las Vegas Tournament (Las Vegas, Nev.)		
11/25	vs. Rhode Island	L, 54-53
11/26	vs. Bradley	L, 83-82
Orange Bowl Classic (Miami, Fla. - AA Arena)		
12/20	vs. Temple	W, 72-66

2004-05

Orange Bowl Classic (Miami, Fla. - AA Arena)		
11/27	vs. Xavier	L, 83-70 (OT)

2005-06

BCA Classic (Seattle, Wash.)		
11/13	vs. Texas-Arlington	W, 76-65
11/14	vs. Air Force	L, 57-53
11/15	vs. Wisc.-Green Bay	W, 80-54
Orange Bowl Classic (Sunrise, Fla.)		
12/31	vs. Louisville	L, 58-43

2006-07

American Youth Classic (Evansville, Ind.)		
11/17	vs. Evansville	W, 74-69
11/18	vs. Buffalo	L, 60-57
11/19	vs. Cleveland State	L, 78-67
Orange Bowl Classic (Sunrise, Fla.)		
12/30	vs. Nebraska	L, 82-67

2007-08

Puerto Rico Tip-Off (San Juan, Puerto Rico)		
11/15	vs. Marist	W, 85-61
11/16	vs. VCU	W, 69-63
11/18	vs. Providence	W, 64-58
Orange Bowl Classic (Sunrise, Fla.)		
12/29	vs. [19] Winthrop	L, 76-70

2008-09

Paradise Jam (U.S. Virgin Islands)		
11/21	[17/16] vs. Southern Miss	W, 70-60
11/23	[17/16] vs. #2 UConn	L, 76-63
11/24	[22/21] vs. San Diego	W, 80-45

2009-10

Charleston Classic (Charleston, S.C.)		
11/19	vs. Tulane	W, 74-54
11/20	vs. UNC Wilmington	W, 67-60
11/22	vs. South Carolina	W, 85-70
Orange Bowl Classic (Sunrise, Fla.)		
12/19	vs. Florida Atlantic	W, 87-69

2010-11

Las Vegas Holiday Hoops Classic (Las Vegas)		
12/12	Stetson (at UM)	W, 68-54
12/21	vs. Oral Roberts	W, 69-56
12/22	vs. Rice	W, 73-67
12/23	vs. Akron	W, 69-61
Orange Bowl Classic (Sunrise, Fla.)		
12/18	vs. UCF	L, 84-78

2011-12

Orange Bowl Classic (Sunrise, Fla.)		
12/17	vs. Florida Atlantic	W, 93-90 (2OT)

2012-13

Diamond Head Classic (Honolulu, Hawaii)		
12/22	at Hawai'i	W, 73-58
12/23	vs. #4/5 Arizona	L, 69-50
12/25	vs. Indiana State	L, 57-55 (OT)

2013-14

Wooden Legacy (Anaheim, Calif.)		
11/18	at Co. of Charleston	W, 70-54
11/28	vs. George Washington	L, 71-63 (OT)
11/29	at Cal St. Fullerton	W, 48-46
12/01	vs. Arizona State	W, 60-57

2014-15

Charleston Classic (Charleston, S.C.)		
11/20	vs. Drexel	W, 66-46
11/21	vs. Akron	W, 79-51
11/23	vs. Charlotte	W, 77-58
11/25	at #17/20 Charlotte	W, 77-74

2015-16

Puerto Rico TipOff (San Juan, P.R.)		
11/19	vs. Mississippi State	W, 105-79
11/20	vs. #16 Utah	W, 90-66
11/22	vs. #22/20 Butler	W, 85-75

2016-17

AdvoCare Invitational (Orlando, Fla.)		
11/24	vs. Stanford	W, 67-53
11/25	vs. #21/22 Iowa State	L, 73-56
11/27	vs. Florida	L, 65-56
Hoophall Miami Invitational (Miami, Fla. - AA Arena)		
12/3	vs. Wofford College	W, 74-57

2017-18

Hoophall Miami Invitational (Miami, Fla. - AA Arena)		
12/2	vs. Princeton	W, 80-52
Hawaiian Airlines Diamond Head Classic		
12/23	at Hawai'i	W, 75-57
12/23	vs. New Mexico State	L, 63-54
12/25	vs. Middle Tennessee	W, 84-81

2018-19

Wooden Legacy (Fullerton, Calif.)		
11/22	vs. La Salle	W, 85-49
11/23	vs. Fresno State	W, 78-76
11/25	vs. Seton Hall	L, 83-81
Hoophall Miami Invitational (Miami, Fla. - AA Arena)		
12/1	vs. Yale	L, 77-73

SERIES RECORDS

Opponent	Record	1st Mtg.	Last Mtg.	Opponent	Record	1st Mtg.	Last Mtg.
Agoga	2-0	1928-29	1928-29	City/Coll. of Charleston	4-0	1946-47	12/19/15
Air Force	0-1	11/14/05	11/14/05	Colorado	0-1	1/3/57	1/3/57
Akron	2-1	12/8/56	11/21/14	Columbia	3-1	12/18/52	12/28/16
Alabama	1-2	12/13/68	3/21/15	Connecticut	8-16	12/27/56	11/23/08
UAB	1-0	11/19/01	11/19/01	Coppin State	2-0	2/28/87	1/20/88
Alabama State	2-1	12/21/87	11/28/07	Cornell	1-0	12/27/62	12/27/62
Alaska-Anchorage	0-1	11/29/87	11/29/87	Creighton	3-2	12/10/64	3/20/06
Albany Ga. Blues	0-1	1938-39	1938-39	Culver-Stockton	1-0	1951-52	1951-52
Alcorn State	1-0	11/14/06	11/14/06				
Alumni	1-0	1941-42	1941-42	Dartmouth	3-1	12/27/50	12/17/90
American	2-1	2/13/71	12/29/87	Davidson	3-1	2/27/89	2/1/92
Appalachian State	2-0	12/30/04	12/23/12	Dayton	1-7	12/5/56	12/6/90
Arizona	0-3	1/18/86	12/23/12	DePaul	1-6	2/27/88	12/28/96
Arizona State	1-2	1/20/90	12/1/13	Detroit-Mercy	2-0	12/21/99	11/24/12
Arkansas	1-0	3/17/00	3/17/00	Drexel	1-0	11/20/14	11/20/14
Arkansas-Pine Bluff	1-0	12/18/02	12/18/02	Duke	7-20	12/21/62	3/2/19
Armstrong State	1-0	2/16/87	2/16/87	Duquesne	2-1	12/4/64	11/28/88
Army	3-0	2/8/58	12/27/63				
Auburn	1-1	12/17/66	3/14/01	Eastern Airlines	1-0	1939-40	1939-40
				Eastern Illinois	2-1	3/7/49	12/18/00
Banana River A.F.	1-0	2/28/47	2/28/47	Eastern Kentucky	2-2	12/16/67	12/19/14
Baptist	2-0	1/23/71	12/1/89	Eastern Michigan	1-0	11/18/01	11/18/01
Barry	2-0	11/23/91	12/11/92	Eglin Field	0-1	2/24/53	2/24/53
Bethune-Cookman	6-0	12/5/88	11/17/18	Elon	0-1	2/6/40	2/6/40
Binghamton	0-1	12/20/06	12/20/06	Evansville	1-0	11/17/06	11/17/06
Birmingham-Southern	1-0	12/3/05	12/3/05				
Boca Chica	1-0	1951-52	1951-52	Fairfield	0-1	1/2/86	1/2/86
Boca Raton AAF	1-2	1/25/46	1/29/47	Fairleigh Dickinson	1-1	2/10/87	1/4/88
Boston College	24-26	12/4/62	2/17/19	Florida	24-46	2/15/28	11/27/16
Boston University	2-0	12/27/65	12/5/17	Florida A&M	8-0	2/10/68	12/18/01
Bowling Green	0-1	2/1/52	2/1/52	Florida Atlantic	23-1	2/14/89	12/22/18
Boytnton	1-0	1939-40	1939-40	FGCU	3-1	2009-10	2012-13
Bradley	1-1	12/22/55	11/26/03	FIU	12-1	2/18/87	12/12/08
Brandeis	0-1	1/4/54	1/4/54	Florida Southern	60-8	1/25/28	11/15/08
Brigham Young	2-2	12/28/59	2/4/89	Florida State	36-47	12/19/50	1/27/19
Brooklyn College	3-0	1/31/86	1/12/90	Fordham	1-1	12/22/70	12/30/94
Brown	1-1	12/19/67	12/27/85	Ft. Lauderdale NAS	0-1	2/4/46	2/4/46
Bucknell	2-0	1/4/69	1/3/70	Fresno State	1-0	11/23/18	11/23/18
Buffalo	3-1	12/19/93	3/17/16	Furman	0-2	1/4/52	1/3/55
Butler	1-0	11/22/15	11/22/15				
				Gardner-Webb	1-0	11/10/17	11/10/17
Cal State Fullerton	1-0	11/29/13	11/29/13	George Mason	1-1	1/1/90	11/23/90
Campbell	1-0	12/29/18	12/29/18	George Washington	2-3	2/11/71	12/16/17
Caribbean A.S.	1-0	1945-46	1945-46	Georgetown	12-19	1/24/55	2/7/04
Centenary	2-2	12/10/59	2/12/70	Georgia	1-3	1938-39	12/22/92
Central Connecticut St.	1-0	2/15/90	2/15/90	Georgia Southern	1-0	11/11/13	11/11/13
UCF	7-2	11/28/86	11/21/13	Georgia State	3-0	11/29/85	12/18/98
Charlotte	7-4	11/21/97	12/05/15	Georgia Tech	14-9	1/3/53	2/23/19
Checker Cab	1-0	1948-49	1948-49				
Church League All-Stars	1-0	1928-29	1928-29	Hartford	3-1	3/3/86	12/11/99
The Citadel	1-1	12/20/58	11/22/85	Havana	5-1	2/3/28	1/8/49
Cincinnati	1-0	2/6/47	2/6/47	Hawai'i	4-1	12/6/67	12/22/17
City Hall	1-0	1928-29	1928-29	Hofstra	1-0	1/4/86	1/4/86
Clemson	11-15	1/5/56	2/13/19	Holy Cross	1-0	12/29/61	12/29/61
Cleveland State	0-1	11/19/06	11/19/06	Houston	5-9	1/25/56	2/20/71
Coast Guard	2-0	1/11/46	1/26/46	Houston Baptist	1-0	12/19/18	12/19/18
Colgate	1-0	12/4/87	12/4/87	Howard	2-1	12/6/91	11/14/14



SERIES RECORDS

Opponent	Record	1st Mtg.	Last Mtg.	Opponent	Record	1st Mtg.	Last Mtg.
Illinois	2-1	12/28/69	12/2/14	Mississippi State	3-2	12/13/57	11/19/15
Illinois State	0-1	12/22/99	12/22/99	Missouri	0-1	3/14/02	3/14/02
Indiana State	0-1	12/25/12	12/25/12	Missouri State	1-0	3/14/02	3/14/02
Indiana	1-0	12/15/01	12/15/01	Monmouth	1-1	2/4/88	11/23/99
IPFW	1-0	12/30/03	12/30/03	Morehead State	4-3	1/18/47	2/1/71
Iona	1-0	1/7/60	1/7/60	Morgan State	2-0	11/19/05	11/24/07
Iowa State	0-1	11/25/16	11/25/16	Mount St. Mary's	1-0	12/8/66	12/8/66
				Muffetts	2-0	12/14/48	12/6/49
Jacksonville Navy	1-2	1941-42	1941-42	Murray State	2-1	1/30/53	12/8/61
Jacksonville	27-6	12/2/57	11/16/12				
Jewish Prog. AA-Atlanta	0-1	1938-39	1938-39	Navy	1-1	11/12/17	11/12/17
Junior C. of C.	1-1	1928-29	1928-29	Navy Rec. Barracks	0-1	1/16/46	1/16/46
				Nebraska	2-4	11/30/51	12/1/15
Kansas	1-3	1/17/87	1/16/91	Nevada	1-1	12/14/63	12/11/66
Kentucky	1-3	12/3/56	12/6/08	New Hampshire	1-0	11/23/02	11/23/02
Kentucky Wesleyan	4-1	1/31/56	2/22/60	New Mexico	0-2	1/29/87	2/1/89
Key West Navy	1-0	1951-52	1951-52	New Mexico State	0-1	12/23/18	12/23/18
				New Orleans	0-2	1/7/86	2/15/86
Lafayette	4-1	1/11/71	11/25/06	New York University	1-1	12/29/54	12/28/67
La Salle	9-9	2/5/51	11/22/18	Niagara	1-0	12/10/64	12/10/64
Lehigh	7-1	12/4/70	11/9/18	Norfolk State	2-0	2004-05	2013-14
Long Island	1-0	12/16/88	12/16/88	North Carolina	8-24	1/13/50	2/9/19
Louisiana (Lafayette)	1-1	12/20/99	11/16/15	North Carolina A&T	4-0	12/22/03	12/21/09
Louisiana-Monroe	1-0	11/23/03	11/23/03	UNC Asheville	1-0	12/1/93	12/1/93
LSU	3-1	12/11/50	12/27/01	NC Central	4-0	1/3/09	3/17/15
Louisville	4-11	1/5/51	1/6/19	NC State	10-13	1939-40	1/3/19
Loyola Chicago	0-1	3/15/18	3/15/18	UNC Greensboro	2-0	2/15/11	1/2/12
Loyola (MD)	1-0	12/30/13	12/30/13	UNC Wilmington	1-1	12/29/92	11/20/09
Loyola (N.O.)	9-7	12/10/52	12/10/52	North Florida	5-0	12/20/07	11/25/17
Lubbock Christian	1-0	11/21/03	11/21/03	Northeastern	2-1	1/31/91	11/27/15
				Northeastern Illinois	2-0	11/25/94	11/24/95
Maine	1-0	11/29/91	11/29/91	Northern Iowa	1-0	11/27/98	11/27/98
Manhattan	1-0	12/28/85	12/28/85	Northwestern	0-1	11/28/06	11/28/06
Marist	2-1	2/1/88	11/15/07	Notre Dame	12-11	2/22/86	2/6/19
Marquette	2-3	3/5/86	3/28/13	Nova Southeastern	1-0	11/16/09	11/16/09
Marshall	2-1	1941-42	12/27/91				
Maryland	13-9	1/28/49	1/29/14	Ohio State	2-2	12/21/53	12/2/08
Md.-Baltimore County	3-0	1/11/88	12/9/03	Ohio University	1-1	12/21/53	12/30/69
Maryland-Eastern Shore	3-0	2/12/86	11/25/88	Oklahoma City	5-4	2/10/58	1/22/71
Massachusetts	4-0	12/12/04	12/1/12	Oklahoma State	1-0	3/15/06	3/15/06
McDill Field	2-0	2/19/46	1/31/48	Old Dominion	1-0	12/26/88	12/26/88
McNeese State	1-0	11/24/10	11/24/10	Oral Roberts	2-1	11/28/88	12/21/10
Mediterranean A.S.	1-0	1945-46	1945-46	Oregon State	0-1	12/1/69	12/1/69
Memphis	5-8	1/4/56	12/6/11				
Mercer	1-1	1938-39	2/3/90	Pacific	1-0	3/22/13	3/22/13
Miami Beach	1-0	1928-29	1928-89	Penn State	0-4	11/29/86	3/15/95
Miami Beach All-Stars	1-0	12/3/52	12/3/52	Pennsylvania	6-4	1/2/48	12/4/18
Miami Beach Canoe Club	2-0	2/21/28	2/23/28	Pensacola NAS	2-0	2/14/47	2/15/47
Miami (Ohio)	5-4	1/17/47	12/27/90	Pepperdine	2-1	12/13/69	12/30/10
Michigan	0-4	11/27/87	3/22/06	Pi Chi	2-0	1939-40	12/30/10
Michigan State	1-1	11/28/12	3/17/17	Pittsburgh	22-18	12/26/47	3/5/19
Middle Tennessee	1-0	12/25/18	12/25/18	Ponce de Leon	0-1	1928-29	1928-29
Minnesota	2-1	12/2/09	11/29/17	Princeton	3-1	12/28/48	12/21/17
Mississippi	3-1	12/21/49	11/25/11	Providence	15-16	12/8/62	12/22/14
Mississippi College	1-0	1/19/56	1/19/56	Purdue	0-3	12/30/87	11/29/11

SERIES RECORDS

Opponent	Record	1st Mtg.	Last Mtg.	Opponent	Record	1st Mtg.	Last Mtg.
Quinnipiac	1-0	12/29/99	12/29/99	Tampa	44-10	1939-40	2/18/69
Radford	1-0	1/10/87	1/10/87	Teachers College of Conn.	1-0	12/15/50	12/15/50
Redland	1-0	1928-29	1928-29	Temple	2-2	12/29/61	3/31/15
Rhode Island	4-1	1/3/62	11/25/03	Tennessee	1-3	12/17/54	12/22/96
Rice	1-0	12/22/10	12/22/10	Tennessee-Martin	1-0	12/29/00	12/29/00
Richmond	1-0	3/24/15	3/24/15	Tennessee Tech	5-0	3/7/47	11/11/11
Rider	1-0	12/18/85	12/18/85	Texas	1-2	12/19/87	3/23/08
Rio Grande	0-1	12/19/53	12/19/53	Texas A&M	3-0	12/19/56	11/26/02
Robert Morris	2-0	11/30/94	12/14/08	Texas-Arlington	1-0	11/13/05	11/13/05
Rollins	36-13	1/14/28	2/23/65	Texas Christian	0-1	12/14/57	12/14/57
Rutgers	10-6	1/3/89	11/28/18	Texas Rio Grande Valley	1-0	11/13/15	11/13/15
Sacred Heart	1-0	1/2/06	1/2/06	Texas Southern	1-0	11/14/13	11/14/13
St. Francis Brooklyn	1-1	3/16/63	11/8/13	Texas Tech	1-0	12/22/52	12/22/52
St. Francis (PA)	2-0	1/5/87	12/30/01	Toledo	1-0	12/6/56	12/6/56
St. John's	14-16	1/3/63	12/27/08	Toronto	1-0	1/8/59	1/8/59
St. Joseph's (PA)	1-3	1/20/51	2/6/91	Towson	1-0	1/11/86	1/11/86
St. Louis	0-2	3/16/61	12/23/88	Tulane	5-4	1/22/47	11/19/09
St. Mary's (CA)	5-0	12/12/63	3/21/08	Tulsa	1-1	2/22/62	3/24/00
St. Peter's	1-0	1/19/63	1/19/63	Turner's Sports Shop	2-2	1928-29	1930-31
St. Thomas*	2-0	12/3/69	12/17/87	UCLA	0-4	12/12/69	3/13/98
Sam Houston State	1-0	12/17/93	12/17/93	UNLV	0-2	12/28/94	11/29/96
San Diego	1-0	11/24/08	11/24/08	Utah	2-0	1/3/66	11/20/15
San Diego State	1-1	1/31/87	2/6/88	Valparaiso	1-1	12/28/56	3/14/12
San Francisco	2-1	12/8/60	12/9/65	Villanova	10-14	2/18/92	3/24/16
Santa Clara	0-3	12/6/60	12/7/65	Virginia	12-11	2/10/66	2/2/19
Savannah State	5-0	3/2/89	12/08/14	VCU	3-1	2/22/88	11/16/07
Sebring A.C.	1-0	2/16/28	2/16/28	Virginia Tech	22-17	1/10/01	3/13/19
Sebring Firemen	1-0	1930-31	1930-31	Volks A.C.	0-1	2/10/28	2/10/28
Seton Hall	8-16	12/29/56	11/25/18	Wagner	0-1	12/29/93	12/29/93
Seventh Naval District	0-1	1/17/46	1/17/46	Wake Forest	11-12	2/5/40	3/12/19
Shenandoah Presb.	1-0	1940-41	1940-41	Washington	0-3	12/1/67	1/15/90
South Alabama	1-0	11/28/14	11/28/14	Washington & Lee	1-0	12/18/54	12/18/54
South Carolina	6-3	12/17/48	11/22/09	West Virginia	7-8	12/30/55	12/10/11
South Carolina State	2-1	11/23/04	12/6/16	Western Carolina	1-0	11/11/16	11/11/16
South Carolina Upstate	1-0	11/28/09	11/28/09	Western Kentucky	1-13	3/8/47	12/28/66
South Florida	6-2	1/23/88	2/25/91	Wichita State	2-0	12/30/88	3/19/16
Southern Cal	0-2	12/1/90	12/27/92	William & Mary	1-0	2/2/66	2/2/66
Southern Illinois	1-0	11/14/97	11/14/97	Winthrop	2-2	12/14/86	12/29/07
SMU	0-2	12/19/90	12/19/90	Wisconsin	0-2	12/7/85	12/8/86
Southern Miss	2-1	12/1/55	11/21/08	Wisconsin-Green Bay	2-2	12/9/85	12/06/14
Southwest Texas State	0-1	12/4/92	12/4/92	Wofford	3-0	11/20/04	12/3/16
Spring Hill College	0-2	12/14/55	12/14/55	Xavier	2-1	2/2/56	11/27/04
Stanford	2-2	12/30/86	11/24/16	Yale	4-3	12/29/50	12/1/18
Stephen F. Austin	1-0	11/13/18	11/13/18	YMHA	2-0	1940-41	12/15/48
Stetson	49-33	1/20/28	11/9/12				
Syracuse	8-19	11/28/63	1/24/19				

* Formerly Biscayne College

Definite 2019-20 Opponents listed in **Bold**
Possible 2019-20 Opponents listed in *Italics*



ALL-TIME SERIES RESULTS

DATE / UM RANK / OPPONENT RANK / RESULT / LOCATION

AGOGA (2-0)

Home: 2-0 Away: 0-0
Neutral: 0-0 Under Coach L: 0-0
Since rebirth in 1985: 0-0
1928-29 W 49-19 H
1928-29 W 63-33 H

AIR FORCE (0-1)

Home: 0-0 Away: 0-0
Neutral: 0-1 Under Coach L: 0-0
Since rebirth in 1985: 0-1
11/14/05 L 57-53 N

AKRON (2-1)

Home: 0-0 Away: 0-1
Neutral: 2-0 Under Coach L: 1-0
Since rebirth in 1985: 2-0
12/8/56 L 106-80 A
12/23/10 W 69-61 N
11/21/14 W 79-51 N

ALABAMA (1-2)

Home: 1-0 Away: 0-2
Neutral: 0-0 Under Coach L: 1-0
Since rebirth in 1985: 1-2
12/13/68 L 85-72 A
3/23/11 L 79-64 A
3/21/15 W 73-66 H

UAB (1-0)

Home: 0-0 Away: 0-0
Neutral: 1-0 Under Coach L: 0-0
Since rebirth in 1985: 1-0
11/19/01 W 81-79 N

ALABAMA STATE (2-1)

Home: 2-1 Away: 0-0
Neutral: 0-0 Under Coach L: 0-0
Since rebirth in 1985: 2-1
12/21/87 W 110-107 H
12/16/89 L 98-81 H
11/28/07 W 83-74 H

ALASKA ANCHORAGE (0-1)

Home: 0-0 Away: 0-1
Neutral: 0-0 Under Coach L: 0-0
Since rebirth in 1985: 0-1
11/29/87 L 78-77 A

ALBANY GA. BLUES (0-1)

Home: 0-0 Away: 0-1
Neutral: 0-0 Under Coach L: 0-0
Since rebirth in 1985: 0-0
1938-39 L 53-35 A

ALCORN STATE (1-0)

Home: 1-0 Away: 0-0
Neutral: 0-0 Under Coach L: 0-0
Since rebirth in 1985: 1-0
11/14/06 W 96-57 H

ALUMNI (1-0)

Home: 1-0 Away: 0-0
Neutral: 0-0 Under Coach L: 0-0
Since rebirth in 1985: 0-0
1941-42 W 52-32 H

AMERICAN (2-1)

Home: 1-0 Away: 0-1
Neutral: 1-0 Under Coach L: 0-0
Since rebirth in 1985: 2-0
2/13/71 L 93-82 A
2/26/86 W 73-64 H
12/29/87 W 104-70 N

APPALACHIAN STATE (2-0)

Home: 2-0 Away: 0-0
Neutral: 0-0 Under Coach L: 1-0
Since rebirth in 1985: 2-0
12/30/04 W 80-63 H
12/30/11 W 84-54 H

ARIZONA (0-3)

Home: 0-1 Away: 0-1
Neutral: 0-1 Under Coach L: 0-1
Since rebirth in 1985: 0-3
1/18/86 L 81-74 OT H
12/19/89 -- 20 L 83-53 A
12/23/12 -- 4/5 L 69-50 N

ARIZONA STATE (1-2)

Home: 0-1 Away: 0-1
Neutral: 1-0 Under Coach L: 1-0
Since rebirth in 1985: 1-2
1/20/90 L 62-58 H
12/23/91 L 62-57 A
12/1/13 W 60-57 N

ARKANSAS (1-0)

Home: 0-0 Away: 0-0
Neutral: 1-0 Under Coach L: 0-0
Since rebirth in 1985: 1-0
3/17/00 23/25 -- W 75-71 N

ARKANSAS-PINE BLUFF (1-0)

Home: 1-0 Away: 0-0
Neutral: 0-0 Under Coach L: 0-0
Since rebirth in 1985: 1-0
12/18/02 W 79-42 H

ARMSTRONG STATE (1-0)

Home: 1-0 Away: 0-0
Neutral: 0-0 Under Coach L: 0-0
Since rebirth in 1985: 1-0
2/16/87 W 97-47 H

ARMY (3-0)

Home: 3-0 Away: 0-0
Neutral: 0-0 Under Coach L: 0-0
Since rebirth in 1985: 0-0
2/8/58 W 92-82 H
12/28/60 W 82-75 H
12/27/63 W 79-71 H

AUBURN (1-1)

Home: 0-0 Away: 0-1
Neutral: 1-0 Under Coach L: 0-0
Since rebirth in 1985: 0-1
12/17/66 W 87-73 N
3/14/01 L 60-58 A

BANANA RIVER A.F. (1-0)

Home: 1-0 Away: 0-0
Neutral: 0-0 Under Coach L: 0-0
Since rebirth in 1985: 0-0
2/28/47 W 68-48 H

BAPTIST (2-0)

Home: 2-0 Away: 0-0
Neutral: 0-0 Under Coach L: 0-0
Since rebirth in 1985: 2-0
1/23/86 W 71-60 H
12/1/89 W 77-67 H

BARRY (2-0)

Home: 2-0 Away: 0-0
Neutral: 0-0 Under Coach L: 0-0
Since rebirth in 1985: 2-0
11/23/91 W 80-67 H
12/11/92 W 81-64 H

BETHUNE-COOKMAN (6-0)

Home: 6-0 Away: 0-0
Neutral: 0-0 Under Coach L: 1-0
Since rebirth in 1985: 6-0
12/5/88 W 88-72 H
2/4/93 W 78-54 H
12/10/93 W 82-54 H
11/30/99 /25 -- W 102-75 H
12/30/09 W 73-55 H
11/17/18 W 78-70 H

BINGHAMTON (0-1)

Home: 0-1 Away: 0-0
Neutral: 0-0 Under Coach L: 0-0
Since rebirth in 1985: 0-1
12/20/06 L 79-74 H

BIRMINGHAM-SOUTHERN (1-0)

Home: 1-0 Away: 0-0
Neutral: 0-0 Under Coach L: 0-0
Since rebirth in 1985: 1-0
12/3/05 W 82-55 H

BOCA CHICA (1-0)

Home: 1-0 Away: 0-0
Neutral: 0-0 Under Coach L: 0-0
Since rebirth in 1985: 0-0
1951-52 W 90-53 H

BOCA RATON AAF (1-2)

Home: 0-2 Away: 1-0
Neutral: 0-0 Under Coach L: 0-0
Since rebirth in 1985: 0-0
1/25/46 L 55-40 H
2/5/46 L 48-41 H
1/29/47 W 61-43 A

BOSTON COLLEGE (24-26)

Home: 13-11 Away: 10-13
Neutral: 1-2 Under Coach L: 11-2
Since rebirth in 1985: 23-26
12/4/62 W 72-69 A
12/29/89 L 69-60 N
1/21/92 L 51-50 H
2/22/92 L 55-49 A
2/10/93 W 75-71 H
2/27/93 L 70-58 A
1/15/94 -- 20/20 L 69-49 A

ALL-TIME SERIES RESULTS

DATE / UM RANK / OPPONENT RANK / RESULT / LOCATION

2/16/94		L	79-63	H
1/21/95		W	69-68	H
2/25/95		W	77-71	OT A
2/10/96	-- 22/21	L	62-58	H
1/2/97	-- 25/25	L	65-62	A
2/19/97		L	59-57	H
1/28/98		W	67-57	A
12/8/98		W	77-64	H
1/24/99	25 --	W	75-67	A
1/22/00		W	62-54	H
1/7/01		L	73-72	H
1/13/01	-- 24	L	82-73	A
1/29/02	15/16 --	L	70-65	H
2/10/02	12/11 --	L	76-63	A
2/15/03		L	76-65	A
3/1/03		L	72-68	H
2/11/04		L	74-72	OT H
1/21/06	-- 21/21	L	65-61	H
2/16/06	-- 13/15	L	65-54	A
1/16/07		L	82-63	A
2/7/07		L	75-68	H
3/9/07		L	74-71	OT N
1/15/08	21/24 --	L	76-66	A
3/5/08		W	74-61	H
1/10/09	-- 24/17	W	77-71	A
2/21/09		W	69-58	H
12/6/09		L	61-60	A
1/19/10		L	79-75	H
1/15/11		W	72-71	H
2/23/11		W	73-64	A
1/29/12		W	76-54	A
3/3/12		W	77-56	H
1/16/13		W	60-59	A
2/5/13	8/11 --	W	72-50	H
3/15/13	9/10 --	W	69-58	N
2/22/14		W	69-42	H
1/10/15		W	60-56	H
2/16/15		W	89-86	2OTA
1/20/16	15/14 --	W	67-53	A
1/25/17		W	78-77	H
2/10/18	25/25 --	L	72-70	A
2/24/18		W	79-78	H
2/17/19		L	64-57	A

BOSTON UNIVERSITY (2-0)

Home: 2-0	Away: 0-0	
Neutral: 0-0	Under Coach L: 1-0	
Since rebirth in 1985: 1-0		
12/27/65	W 81-60	H
12/5/17 10/11 --	W 69-54	H

BOWLING GREEN (0-1)

Home: 0-1	Away: 0-0
Neutral: 0-0	Under Coach L: 0-0
Since rebirth in 1985: 0-0	
2/1/52	L 78-67

BOYNTON (1-0)

Since rebirth in 1985:	0-0
1939-40	W 41-29

BRADLEY (1-1)

Home: 1-0	Away: 0-0	
Neutral: 0-1	Under Coach L: 0-0	
Since rebirth in 1985: 0-1		
12/22/55	W 80-73	H
11/26/03	L 83-82	N

BRANDEIS (0-1)

Home: 0-1	Away: 0-0
Neutral: 0-0	Under Coach L: 0-0
Since rebirth in 1985: 0-0	
1/4/54	L 68-48 H

BRIGHAM YOUNG (2-2)

Home: 2-1		Away: 0-1		
Neutral: 0-0		Under Coach L: 0-0		
Since rebirth in 1985: 1-1				
12/28/59		W	110-93	H
12/10/60		L	112-80	A
2/9/88	-- 8	L	99-86	H
2/4/89		W	107-86	H

BROOKLYN COLLEGE (3-0)

Home: 2-0	Away: 0-0	
Neutral: 1-0	Under Coach L: 0-0	
Since rebirth in 1985: 3-0		
1/31/86	W 102-93	N
3/7/87	W 83-64	H
1/12/90	W 94-61	H

BROWN UNIVERSITY (1-1)

Home: 1-1		Away: 0-0	
Neutral: 0-0		Under Coach L: 0-0	
Since rebirth in 1985: 0-1			
12/19/67	W	72-71	H
12/27/85	L	62-61	H

BUCKNELL (2-0)

Home: 2-0	Away: 0-0	
Neutral: 0-0	Under Coach L: 0-0	
Since rebirth in 1985: 0-0		
1/4/69	W 89-84	H
1/3/70	W 93-88	H

BUFFALO (3-1)

Home: 1-0	Away: 1-0	
Neutral: 1-1	Under Coach L: 1-0	
Since rebirth in 1985: 3-1		
12/19/93	W 63-57	A
11/22/96	W 78-61	H
11/18/06	L 60-57	N
3/17/16 10/11 --	W 79-72	N

BUTLER (1-0)

Home: 0-0	Away: 0-0
Neutral: 1-0	Under Coach L: 1-0
Since rebirth in 1985: 1-0	
11/22/15	-- 22/20 W 85-75

CAL STATE FULLERTON (1-0)

Home: 0-0	Away: 0-0
Neutral: 1-0	Under Coach L: 1-0
Since rebirth in 1985: 1-0	
11/29/13	W 48-46

CAMPBELL (1-0)

Home: 1-0	Away: 0-0
Neutral: 0-0	Under Coach L: 1-0
Since rebirth in 1985: 1-0	
12/29/18	W 73-62 H

CARIBBEAN A.S. (1-0)

Home: 1-0	Away: 0-1
Neutral: 0-0	Under Coach L: 0-0
Since rebirth in 1985: 0-0	
1945-46	W 46-41

CENTENARY (2-2)

Home: 2-0	Away: 0-2	
Neutral: 0-0	Under Coach L: 0-0	
Since rebirth in 1985: 0-0		
12/10/59	L 84-77	A
1/26/61	W 86-74	H
1/15/70	W 94-78	H
2/12/70	L 107-86	A

CENTRAL CONN. STATE (1-0)

Home: 1-0	Away: 0-0
Neutral: 0-0	Under Coach L: 0-0
Since rebirth in 1985: 1-0	
2/15/90	W 62-40

UCF (7-2)

Home: 4-1	Away: 3-0	
Neutral: 0-1	Under Coach L: 1-1	
Since rebirth in 1985: 7-2		
11/28/86	W 64-54	H
3/5/88	W 100-80	H
12/11/98	W 66-56	H
11/19/99	W 87-54	A
12/9/00	W 83-72	H
12/27/02	W 62-51	A
12/18/10	L 84-78	N
12/18/12	W 72-50	A
11/21/13	L 63-58	H

CHARLOTTE (7-4)

Home: 5-1	Away: 1-3		
Neutral: 1-0	Under Coach L: 5-0		
Since rebirth in 1985: 7-4			
11/21/97	-- 17/17	W 89-72	H
11/23/98		L 66-59	A
12/7/99		L 75-65	H
11/28/00		L 95-63	A
12/22/01		W 64-56	H
12/15/02		L 69-64	A
12/22/11		W 76-61	A
12/14/12		W 77-46	H
11/23/14		W 77-58	N
11/25/14	17/20 --	W 77-74	A
12/05/15	21 --	W 88-60	H

CHECKER CAB (1-0)

Home: 1-0	Away: 0-0
Neutral: 0-0	Under Coach L: 0-0
Since rebirth in 1985: 0-0	
1948-49	W 73-33

CHURCH LEAGUE ALL-STARS (1-0)

Home: 1-0	Away: 0-0
Neutral: 0-0	Under Coach L: 0-0
Since rebirth in 1985: 0-0	
1928-29	W 68-23



ALL-TIME SERIES RESULTS DATE / UM RANK / OPPONENT RANK / RESULT / LOCATION

THE CITADEL (1-1)

Home: 1-0 Away: 0-1
 Neutral: 0-0 Under Coach L: 0-0
 Since rebirth in 1985: 1-0
 12/20/58 L 93-77 A
 11/22/85 W 85-77 H

CINCINNATI (1-0)

Home: 1-0 Away: 0-0
 Neutral: 0-0 Under Coach L: 0-0
 Since rebirth in 1985: 0-0
 2/6/47 W 57-54 H

CITY HALL (1-0)

Home: 1-0 Away: 0-0
 Neutral: 0-0 Under Coach L: 0-0
 Since rebirth in 1985: 0-0
 1928-29 W 28-20 H

CLEMSON (12-14)

Home: 8-3 Away: 2-8
 Neutral: 2-3 Under Coach L: 6-3
 Since rebirth in 1985: 12-11
 1/5/56 L 98-96 N
 12/13/58 L 66-61 N
 12/16/66 L 73-64 N
 12/20/94 L 75-55 A
 12/23/95 L 66-52 OT H
 11/20/01 W 67-65 N
 1/26/05 W 69-65 H
 2/12/05 W 83-77 A
 1/18/06 W 65-61 H
 3/9/06 W 66-63 N
 2/28/07 L 74-70 OT A
 1/27/08 W 75-72 H
 2/27/08 -- /25 L 79-69 A
 12/21/08 -- 25/25 L 91-72 H
 2/13/10 L 74-66 A
 1/8/11 L 79-72 A
 2/20/11 L 63-59 H
 1/18/12 W 76-73 H
 2/17/13 3/4 -- W 45-43 A
 3/9/13 6/7 -- W 62-49 H
 3/4/14 L 58-54 A
 2/8/15 W 56-45 H
 1/16/16 8/9 -- L 76-65 A
 2/18/17 W 71-65 H
 1/13/18 18/19 19/17 L 72-63 A
 2/17/19 W 65-64 H

CLEVELAND STATE (0-1)

Home: 0-0 Away: 0-0
 Neutral: 0-1 Under Coach L: 0-0
 Since rebirth in 1985: 0-1
 11/19/06 L 78-67 N

COAST GUARD (2-0)

Home: 2-0 Away: 0-0
 Neutral: 0-0 Under Coach L: 0-0
 Since rebirth in 1985: 0-0
 1/11/46 W 46-45 H
 1/26/46 W 52-45 H

COLGATE (1-0)

Home: 1-0 Away: 0-0
 Neutral: 0-0 Under Coach L: 0-0
 Since rebirth in 1985: 1-0
 12/4/87 W 96-68 H

COLLEGE OF CHARLESTON (4-0)

Home: 2-0 Away: 1-0
 Neutral: 1-0 Under Coach L: 3-0
 Since rebirth in 1985: 3-0
 3/6/47 W 56-52 N
 11/18/13 W 70-54 A
 12/30/14 W 67-40 H
 12/19/15 15/19 -- W 85-63 H

COLORADO (0-1)

Home: 0-1 Away: 0-0
 Neutral: 0-0 Under Coach L: 0-0
 Since rebirth in 1985: 0-0
 1/3/57 L 73-66 H

COLUMBIA (3-1)

Home: 3-1 Away: 0-0
 Neutral: 0-0 Under Coach L: 1-0
 Since rebirth in 1985: 3-0
 12/18/52 L 65-59 H
 12/29/95 W 69-62 H
 11/21/00 W 65-41 H
 12/28/16 W 78-67 H

CONNECTICUT (8-16)

Home: 6-5 Away: 2-10
 Neutral: 0-1 Under Coach L: 0-0
 Since rebirth in 1985: 8-15
 12/27/56 L 74-70 H
 1/2/92 -- 5 L 85-62 A
 1/18/92 -- 8 L 77-58 H
 1/26/93 W 80-65 H
 2/13/93 L 88-72 A
 2/5/94 -- 5/6 L 73-57 A
 2/22/94 -- 5 L 74-49 H
 1/31/95 L 82-57 A
 3/4/95 -- 4/5 L 75-67 H
 1/6/96 -- 7/6 L 73-52 A
 1/22/97 W 69-46 H
 2/15/97 L 72-52 A
 1/6/98 -- 8/8 W 76-67 H
 1/20/99 25 1/1 L 70-68 OT H
 2/20/99 16/21 2/2 W 73-71 A
 2/19/00 -- 18/18 W 63-57 A
 1/20/01 -- 15/15 W 77-74 H
 2/24/01 L 60-53 A
 1/5/02 21/21 -- L 76-75 A
 2/2/02 15/16 17/22 W 68-66 H
 1/11/03 -- 3/3 L 83-80 OT A
 1/20/03 -- 11/8 W 77-76 H
 2/18/04 -- 8/8 L 76-63 A
 11/23/08 17/16 2/2 L 76-63 N

COPPIN STATE (2-0)

Home: 2-0 Away: 0-0
 Neutral: 0-0 Under Coach L: 0-0
 Since rebirth in 1985: 2-0
 2/28/87 W 115-76 H
 1/20/88 W 64-54 H

CORNELL (1-0)

Home: 1-0 Away: 0-0
 Neutral: 0-0 Under Coach L: 0-0
 Since rebirth in 1985: 0-0
 12/27/62 W 94-74 H

CREIGHTON (3-2)

Home: 2-1 Away: 1-1
 Neutral: 0-0 Under Coach L: 0-0
 Since rebirth in 1985: 1-0
 2/10/64 L 124-94 H
 2/5/66 W 91-81 H
 2/24/68 W 106-93 H
 1/23/71 L 104-84 A
 3/20/06 W 53-52 A

CULVER-STOCKTON (1-0)

Home: 1-0 Away: 0-0
 Neutral: 0-0 Under Coach L: 0-0
 Since rebirth in 1985: 0-0
 1951-52 W 68-54 H

DARTMOUTH (3-1)

Home: 3-1 Away: 0-0
 Neutral: 0-0 Under Coach L: 0-0
 Since rebirth in 1985: 1-1
 12/27/50 W 61-52 H
 12/27/67 W 100-81 H
 12/20/86 L 88-86 H
 12/17/90 W 72-60 H

DAVIDSON (3-1)

Home: 2-0 Away: 1-1
 Neutral: 0-0 Under Coach L: 0-0
 Since rebirth in 1985: 3-1
 2/27/89 W 90-78 H
 2/10/90 W 72-64 A
 2/2/91 W 79-67 H
 2/1/92 L 66-62 A

DAYTON (1-7)

Home: 1-2 Away: 0-5
 Neutral: 0-0 Under Coach L: 0-0
 Since rebirth in 1985: 1-3
 12/5/56 L 87-48 A
 2/21/67 L 80-79 H
 2/1/68 L 98-60 A
 12/11/70 L 91-77 A
 2/8/86 L 79-68 A
 2/14/87 L 92-78 H
 3/8/88 L 90-89 A
 12/6/90 W 87-82 H

DEPAUL (1-6)

Home: 1-3 Away: 0-3
 Neutral: 0-0 Under Coach L: 0-0
 Since rebirth in 1985: 1-6
 2/27/88 L 101-82 H
 2/11/89 L 87-79 A
 1/31/90 L 76-48 A
 2/12/90 L 66-49 H
 2/23/91 -- 25 L 66-53 H
 3/6/91 L 75-58 A
 12/28/96 W 61-45 H

DETROIT-MERCY (2-0)

Home: 1-0 Away: 0-0
 Neutral: 1-0 Under Coach L: 1-0
 Since rebirth in 1985: 2-0
 12/21/99 W 68-64 N
 11/24/12 W 77-62 H



ALL-TIME SERIES RESULTS

DATE / UM RANK / OPPONENT RANK / RESULT / LOCATION

DREXEL (1-0)

Home: 0-0 Away: 0-0
Neutral: 1-0 Under Coach L: 1-0
Since rebirth in 1985: 1-0
11/20/14 W 66-46 N

DUKE (7-20)

Home: 5-8 Away: 2-10
Neutral: 0-2 Under Coach L: 5-5
Since rebirth in 1985: 6-20

12/21/62 -- 2 W 71-69 H
2/19/86 -- 2 L 104-82 A
12/22/86 -- L 74-67 H
1/6/88 -- 9 L 107-69 A
12/10/88 -- 1 L 117-102 H
1/19/05 -- 4/4 L 92-83 H
3/3/05 -- 6/6 L 83-59 A
2/19/06 -- 2/2 L 92-71 A
3/10/06 -- 3/3 L 80-76 N
1/14/07 -- 11/11 L 85-63 H
2/2/08 -- 3/3 L 88-73 A
2/20/08 -- 5/4 W 96-95 H
2/7/09 -- 4/3 L 78-75 OT A
2/17/10 -- 6/6 L 74-81 H
3/13/10 -- 4/4 L 77-74 N
1/2/11 -- 1/1 L 74-63 A
2/13/11 -- 5/5 L 81-71 H
2/5/12 -- 7/5 W 78-74 OT A
1/23/13 25 1/1 W 90-63 H
3/2/13 5/7 3/3 L 79-76 A
1/22/14 -- 18/18 L 67-46 H
1/13/15 -- 4/4 W 90-74 A
1/25/16 15/16 24/20 W 80-69 H
1/21/17 -- 18/18 L 70-58 A
2/25/17 -- 10/11 W 55-50 H
1/15/18 25/23 5/5 L 83-75 H
3/2/19 -- 3/2 L 87-57 A

DUQUESNE (2-1)

Home: 0-0 Away: 1-1
Neutral: 1-0 Under Coach L: 0-0
Since rebirth in 1985: 1-0
12/4/64 W 99-95 A
12/6/69 L 94-88 A
11/28/87 W 84-73 N

EASTERN AIRLINES (1-0)

1939-40 W 30-25

EASTERN ILLINOIS (2-1)

Home: 1-0 Away: 0-0
Neutral: 1-1 Under Coach L: 0-0
Since rebirth in 1985: 2-0
3/7/49 L 89-73 N
12/24/88 W 83-68 N
12/18/00 W 83-73 H

EASTERN KENTUCKY (2-2)

Home: 2-1 Away: 0-0
Neutral: 0-1 Under Coach L: 0-1
Since rebirth in 1985: 1-2
12/16/67 W 93-87 H
11/30/91 L 66-61 N
11/24/97 W 86-64 H
12/19/14 18/19 -- L 72-44 H

EASTERN MICHIGAN (1-0)

Home: 0-0 Away: 0-0
Neutral: 1-0 Under Coach L: 0-0
Since rebirth in 1985: 1-0
11/18/01 W 93-56 N

EGLIN FIELD (0-1)

Home: 0-0 Away: 0-1
Neutral: 0-0 Under Coach L: 0-0
Since rebirth in 1985: 0-0
2/24/53 L 66-64 A

ELON (0-1)

Home: 0-0 Away: 0-1
Neutral: 0-0 Under Coach L: 0-0
Since rebirth in 1985: 0-0
2/6/40 L 58-30 A

EVANSVILLE (1-0)

Home: 0-0 Away: 1-0
Neutral: 0-0 Under Coach L: 0-0
Since rebirth in 1985: 1-0
11/17/06 W 74-69 A

FAIRFIELD (0-1)

Home: 0-1 Away: 0-0
Neutral: 0-0 Under Coach L: 0-0
Since rebirth in 1985: 0-1
12/8/6 L 56-47 H

FAIRLEIGH DICKINSON (1-1)

Home: 1-0 Away: 0-0
Neutral: 0-1 Under Coach L: 0-0
Since rebirth in 1985: 1-1
2/10/87 L 73-70 N
1/4/88 W 81-68 H

FLORIDA (23-46)

Home: 17-15 Away: 7-29
Neutral: 0-2 Under Coach L: 2-1
Since rebirth in 1985: 4-10
2/15/28 W 40-39 A
1939-40 L 36-23 A
1939-40 L 53-26 A
1940-41 L 48-35 H
1940-41 L 62-50 H
1941-42 L 47-31 A
1941-42 L 37-34 A
12/20/46 W 36-33 H
12/21/46 W 39-35 H
1/3/47 L 42-28 A
1/4/47 L 61-28 A
12/19/47 W 67-50 H
12/20/47 L 58-55 H
2/20/48 L 72-50 A
2/21/48 W 52-49 A
1/14/49 W 75-65 H
1/15/49 W 44-42 H
2/22/49 L 90-56 A
2/23/49 W 60-50 A
12/10/49 L 60-53 H
2/18/50 L 66-46 A
2/2/51 L 78-71 H
2/13/51 L 71-61 A
12/17/51 L 69-65 A
2/18/52 W 76-68 H
12/16/52 W 75-73 H
2/2/53 L 78-56 A

12/12/53 W 85-75 H
1/15/54 L 75-52 A
12/16/54 L 70-61 H
1/13/55 L 80-68 A
12/19/55 L 74-69 H
1/13/56 L 87-85 A
12/15/56 L 89-65 H
1/10/57 L 98-63 A
12/21/57 L 73-64 H
1/16/58 L 75-70 A
12/17/58 W 92-82 H
1/15/59 L 85-70 A
12/19/59 W 79-77 H
1/14/60 15 -- W 70-65 A
12/17/60 W 93-74 H
1/11/61 L 81-73 A
12/16/61 W 66-61 H
1/11/62 L 74-62 A
11/30/62 W 91-87 OT H
1/10/63 W 86-77 A
12/7/63 W 95-79 H
1/9/64 L 114-91 A
12/19/64 W 67-58 H
1/21/65 t-19 -- L 86-69 A
12/4/65 L 77-66 H
1/12/66 L 111-66 A
12/3/66 L 113-88 H
2/8/67 L 73-57 A
12/7/68 L 111-62 H
12/17/85 L 81-64 H
1/27/86 L 75-53 A
2/21/87 -- 18 L 99-60 A
2/15/88 L 83-73 H
12/19/88 L 101-81 A
2/19/90 W 62-59 H
12/30/90 L 62-60 A
12/21/02 -- 13/13 L 94-93 2OT N
12/04/04 -- 19/18 W 72-65 A
12/22/05 -- 5/5 L 77-67 H
3/20/09 L 74-60 A
11/17/14 -- 8/7 W 69-67 A
12/8/15 17/20 -- W 66-55 H
11/27/16 L 65-56 N

FLORIDA A&M (8-0)

Home: 8-0 Away: 0-0
Neutral: 0-0 Under Coach L: 1-0
Since rebirth in 1985: 5-0
2/10/68 W 108-98 H
2/8/69 W 94-91 H
2/7/70 W 118-111 H
12/4/93 W 91-47 H
12/10/94 W 67-53 H
12/9/95 W 77-53 H
12/18/01 W 90-62 H
11/16/18 11/12 W 90-59 H

FLORIDA ATLANTIC (23-1)

Home: 15-0 Away: 5-1
Neutral: 3-0 Under Coach L: 3-0
Since rebirth in 1985: 23-1
2/14/89 W 79-74 N
11/25/91 W 83-53 H
12/19/92 W 84-61 H
11/26/93 W 85-53 H
1/4/94 W 79-62 A
11/28/94 W 76-59 H
3/2/95 W 80-70 A



ALL-TIME SERIES RESULTS

DATE / UM RANK / OPPONENT RANK / RESULT / LOCATION

11/27/95	W 76-56	A	12/14/46	L 41-37	H	2/22/58	W 86-66	H
12/20/95	W 61-51	H	2/7/47	W 55-43	A	12/19/58	W 85-79	H
11/24/96	W 83-74	H	2/8/47	W 61-43	A	1/17/59	L 93-69	A
11/16/97	W 69-47	H	2/6/48	L 59-50	A	2/28/59	W 92-85	H
11/13/98	W 97-73	A	2/7/48	W 52-43	A	1/16/60	15 -- W 93-91	A
12/27/99	W 89-52	H	2/27/48	W 76-44	H	2/27/60	9 -- W 107-89	H
11/18/00	W 76-59	A	2/28/48	W 59-42	H	1/14/61	L 89-78	A
11/26/01	W 74-48	H	2/8/49	W 68-47	A	2/25/61	W 75-73	H
12/3/02	L 74-73	OT A	2/9/49	W 68-57	A	1/13/62	L 65-60	A
12/27/03	W 76-51	H	1/20/50	W 69-59	H	2/24/62	L 83-80	H
11/29/04	W 84-68	H	1/21/50	W 59-49	H	1/12/63	L 77-74	OT A
1/5/09	W 85-69	H	12/9/50	W 64-61	A	2/23/63	W 99-70	H
12/19/09	W 87-69	N	2/9/51	W 79-65	H	1/11/64	L 80-78	A
3/16/11	W 85-62	H	1/9/52	W 106-43	H	2/29/64	W 82-80	H
12/17/11	W 93-90	2OT N	2/7/52	W 58-41	A	1/9/65	L 67-66	A
12/16/16	W 76-56	H	12/1/52	W 83-60	H	3/1/65	/17 -- W 82-75	H
12/22/18	W 75-55	H	2/13/54	W 77-70	2OT A	1/7/66	L 78-62	A
			12/13/54	W 58-44	H	2/28/66	W 112-90	H

FGCU (3-1)

Home: 2-0 Away: 1-1
Neutral: 0-0 Under Coach L: 1-1
Since rebirth in 1985: 3-1
11/25/09 W 77-58 H
11/27/10 W 87-75 A
11/22/11 W 60-50 H
11/13/12 L 63-51 A

FIU (12-1)

Home: 10-1 Away: 2-0
Neutral: 0-0 Under Coach L: 0-0
Since rebirth in 1985: 12-1
2/18/87 W 102-81 H
3/12/88 W 92-76 H
3/6/89 W 89-82 H
3/6/90 W 83-55 H
3/4/91 W 87-65 H
3/2/92 W 68-63 H
12/1/92 L 72-64 H
12/3/01 W 77-59 H
12/6/03 W 89-72 H
12/07/04 W 80-67 A
11/11/06 W 73-50 H
12/8/07 W 67-53 A
12/12/08 /25 -- W 76-50 H

FLORIDA SOUTHERN (60-8)

Home: 31-3 Away: 29-5
Neutral: 0-0 Under Coach L: 0-0
Since rebirth in 1985: 2-0

1/25/28	L 40-26	A
2/18/28	W 38-18	H
1928-29	L 39-15	A
1928-29	W 36-29	H
1930-31	W 27-24	H
1930-31	L 40-21	A
1939-40	W 43-42	A
1939-40	W 37-30	A
1940-41	W 57-43	A
1940-41	W 41-33	H
1940-41	L 50-38	H
1941-42	W 41-21	H
1941-42	W 40-25	H
1941-42	W 41-34	A
1941-42	W 38-32	A
2/11/46	W 45-40	H
2/12/46	W 53-47	H
2/20/46	W 46-43	A
12/13/46	W 38-25	H

FLORIDA STATE (35-48)

Home: 28-14 Away: 8-31
Neutral: 0-2 Under Coach L: 8-9

Since rebirth in 1985: 15-24

12/19/50	W 80-61	H
1/1/52	W 93-56	H
2/11/52	W 76-73	A
2/28/52	L 73-70	N
1/9/53	W 93-65	H
2/23/53	L 81-75	A
1/9/54	W 78-61	H
2/5/54	L 76-69	A
12/20/54	L 71-66	A
2/25/55	L 86-80	H
1/7/56	L 78-76	A
2/25/56	W 91-85	H
1/12/57	W 85-77	A
2/23/57	W 98-82	H
1/18/58	L 71-70	A

2/22/58	W 86-66	H
12/19/58	W 85-79	H
1/17/59	L 93-69	A
2/28/59	W 92-85	H
1/16/60	15 -- W 93-91	A
2/27/60	9 -- W 107-89	H
1/14/61	L 89-78	A
2/25/61	W 75-73	H
1/13/62	L 65-60	A
2/24/62	L 83-80	H
1/12/63	L 77-74	OT A
2/23/63	W 99-70	H
1/11/64	L 80-78	A
2/29/64	W 82-80	H
1/9/65	L 67-66	A
3/1/65	/17 -- W 82-75	H
1/7/66	L 78-62	A
2/28/66	W 112-90	H
1/7/67	L 61-60	A
3/1/67	W 110-90	H
1/12/68	L 122-93	A
3/1/68	W 96-84	H
12/6/68	L 111-84	H
1/10/69	L 86-81	A
3/1/69	L 89-86	H
1/9/70	L 104-63	A
2/28/70	-- 9 L 112-96	H
1/8/71	L 114-106	A
2/27/71	W 100-94	H
1/20/86	W 83-75	H
2/3/86	L 90-72	A
2/4/87	W 63-57	H
2/26/87	L 108-84	A
1/18/90	W 101-97	2OT H
2/17/90	L 92-73	A
12/8/02	L 72-55	A
12/14/03	L 67-58	H
1/15/05	W 64-63	H
2/22/05	W 65-49	A
1/29/06	W 84-78	OT A
3/5/06	L 64-61	H
1/20/17	L 86-67	A
3/3/07	L 98-90	OT H
2/6/08	L 62-55	H
3/8/08	L 75-72	OT A
1/21/09	W 75-69	H
2/18/09	L 80-67	A
2/6/10	L 71-65	A
3/6/10	L 61-60	H
1/19/11	L 55-53	H
2/26/11	L 65-59	A
2/11/12	-- 15/17 L 64-59	A
2/26/12	-- 15/16 W 78-62	H
3/9/12	-- 17/17 L 82-71	N
1/27/13	25 -- W 71-47	H
2/13/13	3/4 -- W 74-68	A
1/15/14	L 63-53	H
2/10/14	W 77-73	A
2/1/15	L 55-54	A
2/25/15	23/23 -- W 81-77	H
1/9/16	12/11 -- W 72-59	H
2/14/16	12/11 -- W 67-65	A
2/1/17	-- 15/16 L 75-57	H
3/4/17	25/25 15/17 L 66-57	A
1/7/18	15/17 24/RV W 80-74	H
1/27/18	RV/24 -- L 103-94	OT A
1/9/19	-- 13/13 L 68-62	A
1/27/19	-- RV/23 L 78-66	H

ALL-TIME SERIES RESULTS

DATE / UM RANK / OPPONENT RANK / RESULT / LOCATION

FORDHAM (1-1)

Home: 1-1 Away: 0-0
Neutral: 0-0 Under Coach L: 0-0
Since rebirth in 1985: 1-0
12/22/70 L 85-83 H
12/30/94 W 55-43 H

FORT LAUDERDALE NAS (0-1)

Home: 0-1 Away: 0-0
Neutral: 0-0 Under Coach L: 0-0
Since rebirth in 1985: 0-0
2/4/46 L 32-31 H

FRESNO STATE (1-0)

Home: 0-0 Away: 0-0
Neutral: 1-0 Under Coach L: 1-0
Since rebirth in 1985: 1-0
11/23/18 W 78-76 N

FURMAN (0-2)

Home: 0-2 Away: 0-0
Neutral: 0-0 Under Coach L: 0-0
Since rebirth in 1985: 0-0
1/4/52 L 55-53 H
1/3/55 L 91-74 H

GARDNER-WEBB (1-0)

Home: 1-0 Away: 0-0
Neutral: 0-0 Under Coach L: 1-0
Since rebirth in 1985: 1-0
11/10/18 13/12 W 77-45 H

GEORGE MASON (1-1)

Home: 0-1 Away: 1-0
Neutral: 0-0 Under Coach L: 0-0
Since rebirth in 1985: 1-1
1/1/90 W 101-91 OTA
11/23/90 L 97-91 H

GEORGE WASHINGTON (2-3)

Home: 1-0 Away: 1-1
Neutral: 0-2 Under Coach L: 2-1
Since rebirth in 1985: 2-2
2/11/71 L 83-81 A
12/29/91 L 78-64 N
11/28/13 L 71-63 OT N
12/22/16 W 72-64 H
12/16/17 6/8 -- W 59-50 A

GEORGETOWN (12-19)

Home: 8-4 Away: 3-9
Neutral: 1-6 Under Coach L: 0-0
Since rebirth in 1985: 11-19
1/24/55 W 84-81 H
1/2/88 -- 18 L 82-78 H
1/7/89 -- 5 L 112-79 A
1/25/92 L 60-40 A
2/15/92 L 75-58 H
3/13/92 -- 21 L 77-64 N
1/2/93 -- 10 W 80-69 H
3/3/93 L 82-64 A
3/11/93 L 67-40 N
12/7/93 L 61-47 H
1/29/94 L 77-40 A
1/7/95 -- 12/13 L 71-64 A
2/4/95 -- 13/13 W 67-61 H
3/10/95 -- 24 L 69-58 N
1/13/96 -- 5/5 L 72-67 A

3/7/96 -- 6/6 L 92-62 N
1/4/97 W 69-67 A
1/18/97 W 68-65 OT H
3/6/97 L 63-59 N
12/6/97 W 66-56 H
3/4/98 L 62-56 N
12/30/98 W 64-63 A
2/6/99 25 -- W 71-58 H
3/4/99 9/10 -- W 65-54 H
1/15/00 L 65-61 A
2/7/00 W 77-55 H
1/2/02 21/21 23/24 W 79-71 A
3/7/02 21/21 W 84-76 OT N
2/22/03 L 74-72 H
1/31/04 L 87-80 OT H
2/7/04 L 80-64 A

GEORGIA (1-3)

Home: 1-1 Away: 0-2
Neutral: 0-0 Under Coach L: 0-0
Since rebirth in 1985: 1-2
1938-39 L 41-19 A
11/3/85 W 81-78 H
12/14/90 -- 11 L 78-60 H
12/22/92 L 69-67 A

GEORGIA SOUTHERN (1-0)

Home: 1-0 Away: 0-0
Neutral: 0-0 Under Coach L: 1-0
Since rebirth in 1985: 1-0
11/11/13 W 81-80 OT H

GEORGIA STATE (3-0)

Home: 2-0 Away: 1-0
Neutral: 0-0 Under Coach L: 0-0
Since rebirth in 1985: 3-0
11/29/85 W 82-72 H
12/12/97 W 80-64 H
12/18/98 W 76-55 A

GEORGIA TECH (14-9)

Home: 7-4 Away: 7-5
Neutral: 0-0 Under Coach L: 7-3
Since rebirth in 1985: 13-8
1/3/53 W 82-60 H
2/27/67 L 90-84 A
12/27/97 -- /23 L 9-61 H
1/06/05 -- 9/10 L 80-69 A
2/26/05 L 76-72 H
2/4/06 W 70-53 A
12/3/06 W 90-82 H
1/12/08 25 -- W 78-68 H
2/17/08 W 64-63 A
3/4/09 L 78-68 A
2/10/10 -- 20/20 W 64-62 H
2/3/11 W 59-57 H
3/6/11 L 66-57 A
1/24/12 W 64-49 A
3/8/12 W 54-36 A
1/5/13 W 62-49 A
3/6/13 6/7 -- L 71-69 H
1/18/14 W 56-42 A
1/28/15 23/23 -- L 70-50 H
2/7/16 17/15 -- W 75-68 A
2/15/17 W 70-61 H
1/3/18 15/17 -- L 64-54 A
2/23/19 W 80-65 H

HARTFORD (3-1)

Home: 3-1 Away: 0-0
Neutral: 0-0 Under Coach L: 0-0
Since rebirth in 1985: 3-1
3/3/86 W 66-62 H
2/27/90 L 62-58 H
12/13/96 W 74-58 H
12/11/99 W 97-61 H

HAVANA (5-1)

Home: 5-1 Away: 0-0
Neutral: 0-0 Under Coach L: 0-0
Since rebirth in 1985: 0-0
2/3/28 W 38-14 H
1928-29 L 26-22 H
1938-39 W 38-34 H
1938-39 W 46-40 H
1/7/49 W 73-57 H
1/8/49 W 66-53 H

HAWAII (4-1)

Home: 1-0 Away: 3-1
Neutral: 0-0 Under Coach L: 2-0
Since rebirth in 1985: 2-0
12/6/67 W 102-83 A
12/7/67 L 110-76 A
1/31/69 W 84-82 H
12/22/12 W 73-58 A
12/23/17 6/7 -- W 75-57 A

HOFSTRA (1-0)

Home: 1-0 Away: 0-0
Neutral: 0-0 Under Coach L: 0-0
Since rebirth in 1985: 1-0
1/4/86 W 70-63 H

HOLY CROSS (1-0)

Home: 1-0 Away: 0-0
Neutral: 0-0 Under Coach L: 0-0
Since rebirth in 1985: 0-0
12/29/61 W 77-71 H

HOUSTON (5-9)

Home: 4-5 Away: 1-4
Neutral: 0-0 Under Coach L: 0-0
Since rebirth in 1985: 0-0
1/25/56 L 95-77 H
12/22/56 W 67-63 H
12/9/59 W 72-63 A
1/23/60 11 -- L 88-79 H
1/21/61 W 89-78 H
2/8/62 L 80-69 H
1/24/63 W 71-70 H
2/13/64 L 93-83 A
2/20/65 /t19 -- W 103-91 H
2/17/66 L 111-96 A
2/18/67 -- 7/8 L 105-86 H
2/15/68 -- 1 L 106-64 A
2/14/70 -- 13 L 118-98 A
2/20/71 L 99-93 H

HOUSTON BAPTIST (1-0)

Home: 1-0 Away: 0-0
Neutral: 0-0 Under Coach L: 1-0
Since rebirth in 1985: 1-0
12/19/18 W 80-73 H



ALL-TIME SERIES RESULTS

DATE / UM RANK / OPPONENT RANK / RESULT / LOCATION

HOWARD (2-1)

Home: 2-1 Away: 0-0
Neutral: 0-0 Under Coach L: 1-0
Since rebirth in 1985: 2-1
12/6/91 L 64-55 H
11/29/01 W 87-71 H
11/14/14 W 84-49 H

ILLINOIS (2-1)

Home: 1-1 Away: 0-0
Neutral: 1-0 Under Coach L: 2-0
Since rebirth in 1985: 2-0
12/28/69 L 86-76 H
3/24/13 5/4 -- W 63-59 N
12/2/14 15/15 24/25 W 70-61 H

ILLINOIS STATE (0-1)

Home: 0-0 Away: 0-0
Neutral: 0-1 Under Coach L: 0-0
Since rebirth in 1985: 0-1
12/22/99 L 87-78 N

INDIANA (1-0)

Home: 1-0 Away: 0-0
Neutral: 0-0 Under Coach L: 0-0
Since rebirth in 1985: 1-0
12/15/01 -- 21/24 W 58-53 H

INDIANA STATE (0-1)

Home: 0-0 Away: 0-0
Neutral: 0-1 Under Coach L: 0-1
Since rebirth in 1985: 0-1
12/25/12 L 57-55 OT N

IPFW (1-0)

Home: 1-0 Away: 0-0
Neutral: 0-0 Under Coach L: 0-0
Since rebirth in 1985: 1-0
12/30/03 W 75-52 H

IONA (1-0)

Home: 0-0 Away: 1-0
Neutral: 0-0 Under Coach L: 0-0
Since rebirth in 1985: 0-0
1/7/60 14 -- W 69-67 A

IOWA STATE (0-1)

Home: 0-0 Away: 0-0
Neutral: 0-1 Under Coach L: 0-1
Since rebirth in 1985: 0-1
11/25/16 -- 21/22 L 56-73 N

JACKSONVILLE NAVY (1-2)

Home: 1-0 Away: 0-2
Neutral: 0-0 Under Coach L: 0-0
Since rebirth in 1985: 0-0
1941-42 W 44-18 H
1941-42 L 46-25 A
1941-42 L 44-37 A

JACKSONVILLE (26-7)

Home: 15-2 Away: 11-4
Neutral: 0-0 Under Coach L: 1-0
Since rebirth in 1985: 4-0
12/2/57 W 89-87 H
1/17/58 L 86-72 A
1/16/59 W 64-62 A
2/14/59 W 95-93 H

12/3/59 W 106-98 H
1/13/60 15 -- W 78-70 OTA
1/13/61 W 93-84 OTA
2/20/61 W 96-80 H
12/2/61 W 93-80 H
1/10/62 W 90-89 A
1/9/63 W 103-91 A
2/5/63 18 -- W 112-105 H
1/8/64 W 97-92 A
2/4/64 W 117-92 H
1/7/65 W 86-82 A
1/16/65 W 127-99 H
1/8/66 L 71-69 A
2/12/66 W 117-104 H
1/6/67 W 75-70 A
1/14/67 W 106-86 H
1/13/68 W 72-67 A
1/18/68 W 76-75 H
1/11/69 W 94-87 A
2/25/69 W 95-86 H
1/10/70 -- 7 L 121-87 A
3/4/70 -- 6 L 108-97 H
1/9/71 -- 7 L 124-82 A
3/2/71 -- 9 L 94-75 H
12/18/96 W 74-57 H
11/29/97 W 74-70 A
11/12/10 W 89-77 H
11/16/12 W 73-57 H

JEWISH PROG. ATLANTA (0-1)

Home: 0-1 Away: 0-0
Neutral: 0-0 Under Coach L: 0-0
Since rebirth in 1985: 0-0
1938-39 L 39-24 H

JUNIOR C. OF C. (1-1)

Home: 1-1 Away: 0-0
Neutral: 0-0 Under Coach L: 0-0
Since rebirth in 1985: 0-0
1928-29 W 25-24 H
1928-29 L 28-23 H

KANSAS (1-3)

Home: 1-1 Away: 0-2
Neutral: 0-0 Under Coach L: 0-0
Since rebirth in 1985: 1-3
1/17/87 -- 20 L 82-47 A
1/12/89 -- 12 W 87-86 H
1/10/90 -- 1 L 100-73 H
1/16/91 L 73-60 A

KENTUCKY (1-3)

Home: 0-1 Away: 1-2
Neutral: 0-0 Under Coach L: 0-0
Since rebirth in 1985: 1-2
12/3/56 L 114-75 A
12/5/98 -- 8/8 L 74-65 A
1/29/00 -- 16/18 L 60-57 H
12/6/08 21/22 -- W 73-67 A

KENTUCKY WESLEYAN (4-1)

Home: 3-1 Away: 1-0
Neutral: 0-0 Under Coach L: 0-0
Since rebirth in 1985: 0-0
1/31/56 L 86-82 H
1/24/57 W 100-95 H
12/16/57 W 96-78 A
1/26/59 W 69-64 H

2/22/60 10 -- W 104-95 H

KEY WEST NAVY (1-0)

Home: 1-0 Away: 0-0
Neutral: 0-0 Under Coach L: 0-0
Since rebirth in 1985: 0-0
1951-52 W 85-55 H

LAFAYETTE (4-1)

Home: 3-1 Away: 0-0
Neutral: 1-0 Under Coach L: 0-0
Since rebirth in 1985: 3-1
1/11/71 W 78-75 H
1/14/91 L 73-57 H
3/12/99 10/12 -- W 75-54 N
11/24/01 W 79-69 H
11/25/06 W 98-66 H

LA SALLE (9-9)

Home: 7-3 Away: 1-6
Neutral: 1-0 Under Coach L: 5-0
Since rebirth in 1985: 5-0
2/5/51 L 95-84 H
2/6/51 W 77-75 OT H
1/7/61 L 88-74 A
1/25/62 L 73-61 H
1/4/63 L 78-76 A
1/23/64 W 121-99 H
12/8/64 L 90-86 A
3/5/66 W 108-102 H
12/7/66 L 99-82 A
12/6/8 L 92-84 H
12/11/68 L 96-71 A
2/17/70 W 103-96 H
12/9/70 L 97-77 A
12/13 W 76-59 H
12/22/13 W 71-58 H
12/22/15 13/16 -- W 95-49 A
11/22/17 11/11 -- W 57-46 N
11/22/18 W 85-49 N

LEHIGH (7-1)

Home: 7-0 Away: 0-0
Neutral: 0-1 Under Coach L: 1-0
Since rebirth in 1985: 6-1
12/4/70 W 74-67 H
12/27/89 L 83-59 N
1/9/91 W 99-67 H
12/30/96 W 68-32 H
12/27/00 W 71-52 H
12/30/02 W 68-62 H
12/9/06 W 79-58 H
11/9/18 W 83-62 H

LONG ISLAND (1-0)

Home: 1-0 Away: 0-0
Neutral: 0-0 Under Coach L: 0-0
Since rebirth in 1985: 1-0
12/16/88 W 102-66 H

LOUISIANA LAFAYETTE (1-1)

Home: 1-0 Away: 0-0
Neutral: 0-1 Under Coach L: 1-0
Since rebirth in 1985: 1-1
12/20/99 L 66-60 N
11/16/15 W 93-77 H

ALL-TIME SERIES RESULTS

DATE / UM RANK / OPPONENT RANK / RESULT / LOCATION

UL MONROE (1-0)

Home: 1-0 Away: 0-0
Neutral: 0-0 Under Coach L: 0-0
Since rebirth in 1985: 1-0
11/23/03 W 78-60 H

LSU (3-1)

Home: 1-0 Away: 1-1
Neutral: 1-0 Under Coach L: 0-0
Since rebirth in 1985: 1-0
12/11/50 W 68-62 H
12/11/52 L 86-58 A
12/11/57 W 73-65 A
12/27/01 24/23 -- W 68-61 N

LOUISVILLE (4-11)

Home: 4-5 Away: 0-5
Neutral: 0-1 Under Coach L: 2-4
Since rebirth in 1985: 2-6
1/5/51 L 73-60 H
12/29/52 L 84-74 H
1/31/57 L 89-60 H
1/30/61 -- 7 W 71-69 H
12/6/61 L 77-59 A
2/9/63 W 94-84 H
12/28/65 L 85-84 OT H
12/31/05 -- 10/10 L 58-43 N
12/23/06 L 82-59 A
2/3/15 -- 9/8 L 63-55 H
2/21/15 -- 12/12 L 55-53 A
2/27/16 12/11 11/- W 73-65 H
2/11/17 -- 4/4 L 71-66 A
1/24/18 RV/24 -- W 78-75 OT H
1/6/19 L 90-73 A

LOYOLA CHICAGO (0-1)

Home: 0-0 Away: 0-0
Neutral: 0-1 Under Coach L: 0-1
Since rebirth in 1985: 0-1
3/15/18 22/24 -- L 64-62

LOYOLA (MD) (1-0)

Home: 1-0 Away: 0-0
Neutral: 0-0 Under Coach L: 1-0
Since rebirth in 1985: 1-0
12/30/13 W 71-48 H

LOYOLA (N.O.) (9-7)

Home: 6-3 Away: 3-4
Neutral: 0-0 Under Coach L: 0-0
Since rebirth in 1985: 0-0
12/10/52 L 71-54 A
12/10/55 W 83-82 A
12/10/57 L 76-52 H
1/25/58 W 89-82 H
2/16/59 W 93-84 H
12/12/59 W 86-70 A
2/11/61 W 65-61 H
2/10/62 L 113-70 H
2/15/64 W 97-90 OT A
2/13/65 W 115-86 H
2/19/66 L 89-76 A
2/11/67 W 68-66 H
2/17/68 L 86-84 A
2/15/69 W 89-80 H
1/31/70 L 98-84 A
2/6/71 L 107-88 H

LUBBOCK CHRISTIAN (1-0)

Home: 1-0 Away: 0-0
Neutral: 0-0 Under Coach L: 0-0
Since rebirth in 1985: 1-0
11/21/03 W 86-66 H

MAINE (1-0)

Home: 0-0 Away: 0-0
Neutral: 1-0 Under Coach L: 0-0
Since rebirth in 1985: 1-0
11/29/91 W 62-57 N

MANHATTAN (1-0)

Home: 1-0 Away: 0-0
Neutral: 0-0 Under Coach L: 0-0
Since rebirth in 1985: 1-0
12/28/85 W 79-61 H

MARIST (2-1)

Home: 0-1 Away: 1-0
Neutral: 1-0 Under Coach L: 0-0
Since rebirth in 1985: 2-1
2/1/88 W 79-76 OT A
2/18/88 L 73-62 H
11/15/07 W 85-61 N

MARQUETTE (2-3)

Home: 2-0 Away: 0-2
Neutral: 0-1 Under Coach L: 0-1
Since rebirth in 1985: 2-3
3/5/86 L 84-62 A
1/24/87 W 91-89 OT H
1/16/88 L 65-51 A
1/28/89 W 106-90 H
3/28/13 5/4 15/16 L 71-61 N

MARSHALL (2-1)

Home: 1-1 Away: 0-0
Neutral: 1-0 Under Coach L: 0-0
Since rebirth in 1985: 1-0
1941-42 L 37-33 H
2/23/71 W 89-88 H
12/27/91 W 70-55 N

MARYLAND (13-9)

Home: 10-4 Away: 1-5
Neutral: 2-0 Under Coach L: 2-2
Since rebirth in 1985: 9-5
1/28/49 L 43-42 H
1/29/49 W 58-48 H
2/1/54 L 63-57 H
1/22/62 L 71-68 H
12/29/64 W 80-73 H
1/30/68 W 93-73 H
12/21/68 W 92-85 N
12/29/70 L 111-77 H
2/5/05 -- 22/24 W 75-73 OT H
1/7/06 -- 14/12 W 84-70 H
3/1/06 L 65-61 A
1/10/07 -- /25 W 63-58 A
3/8/07 -- 17/21 W 67-62 N
2/23/08 W 78-63 H
1/14/09 W 62-60 H
1/31/09 L 73-68 A
1/26/10 L 81-59 A
3/2/11 W 80-66 H
2/1/12 W 90-86 2OT H
2/21/12 L 75-70 A

1/13/13 W 54-47 H
1/29/14 L 74-71 A

MD-BALTIMORE COUNTY (3-0)

Home: 3-0 Away: 0-0
Neutral: 0-0 Under Coach L: 0-0
Since rebirth in 1985: 3-0
1/11/88 W 75-56 H
11/27/89 W 91-74 H
12/9/03 W 61-52 H

MD-EASTERN SHORE (3-0)

Home: 3-0 Away: 0-0
Neutral: 0-0 Under Coach L: 0-0
Since rebirth in 1985: 3-0
2/12/86 W 77-55 H
1/14/87 W 88-66 H
11/25/88 W 108-80 H

MASSACHUSETTS (4-0)

Home: 2-0 Away: 2-0
Neutral: 0-0 Under Coach L: 2-0
Since rebirth in 1985: 4-0
12/12/04 W 80-53 H
1/2/07 W 72-71 A
12/3/11 W 83-75 H
12/1/12 W 75-62 A

MCDILL FIELD (2-0)

Home: 0-0 Away: 2-0
Neutral: 0-0 Under Coach L: 0-0
Since rebirth in 1985: 0-0
2/19/46 W 54-50 A
1/31/48 W 67-48 A

MCNEESE STATE (1-0)

Home: 1-0 Away: 0-0
Neutral: 0-0 Under Coach L: 0-0
Since rebirth in 1985: 1-0
11/24/10 W 79-59 H

MEMPHIS (5-8)

Home: 3-2 Away: 2-5
Neutral: 0-1 Under Coach L: 0-1
Since rebirth in 1985: 3-5
1/4/56 L 79-71 N
1/18/64 W 78-69 H
2/15/66 L 86-72 A
2/2/67 W 88-63 H
2/13/68 L 67-44 A
1/21/91 L 80-72 A
2/11/91 L 83-82 OT H
12/22/97 W 65-57 A
12/22/98 W 80-64 A
12/4/99 L 82-72 A
12/21/00 W 66-57 H
11/15/10 -- 19/19 L 72-68 A
12/6/11 -- 21/20 L 71-54 H
Formerly Memphis State University

MERCER (1-1)

Home: 1-0 Away: 0-1
Neutral: 0-0 Under Coach L: 0-0
Since rebirth in 1985: 1-0
1938-39 L 56-37 A
2/3/90 W 53-47 H



ALL-TIME SERIES RESULTS

DATE / UM RANK / OPPONENT RANK / RESULT / LOCATION

MIAMI BEACH (1-0)

Home: 1-0 Away: 0-0
Neutral: 0-0 Under Coach L: 0-0
Since rebirth in 1985: 0-0
1928-29 W 66-18 H

MIAMI BEACH ALL-STAR (1-0)

Home: 1-0 Away: 0-0
Neutral: 0-0 Under Coach L: 0-0
Since rebirth in 1985: 0-0
12/3/52 W 70-45 H

MIAMI BEACH CANOE CLUB (2-0)

Home: 2-0 Away: 0-0
Neutral: 0-0 Under Coach L: 0-0
Since rebirth in 1985: 0-0
2/21/28 W 52-21 H
2/23/28 W 18-9 H

MIAMI (OHIO) (5-4)

Home: 4-2 Away: 1-1
Neutral: 0-1 Under Coach L: 0-0
Since rebirth in 1985: 0-1
1/17/47 L 60-44 A
1/10/55 L 75-73 H
12/30/58 L 89-87 OT H
12/21/59 W 83-78 A
1/4/61 W 102-100 2OT H
12/28/61 W 83-73 H
2/2/65 -- 20 W 100-85 H
2/22/69 W 74-68 H
12/27/90 L 101-99 2OT N

MICHIGAN (0-4)

Home: 0-0 Away: 0-3
Neutral: 0-1 Under Coach L: 0-0
Since rebirth in 1985: 0-4
11/27/87 -- 9 L 109-76 N
3/13/97 L 76-63 A
11/29/05 L 74-53 A
3/22/06 L 71-65 A

MICHIGAN STATE (1-1)

Home: 1-0 Away: 0-0
Neutral: 0-1 Under Coach L: 1-1
Since rebirth in 1985: 1-1
11/28/12 -- 13/14 W 67-59 H
3/17/17 -- -- L 58-78 N

MIDDLE TENNESSEE (1-0)

Home: 0-0 Away: 0-0
Neutral: 1-0 Under Coach L: 1-0
Since rebirth in 1985: 1-0
12/25/17 6/7 -- W 84-81 N

MINNESOTA (2-1)

Home: 1-1 Away: 1-0
Neutral: 0-0 Under Coach L: 1-1
Since rebirth in 1985: 2-1
12/2/09 W 63-58 H
3/19/12 L 78-60 H
11/29/17 10/13 12/12 W 86-81 A

MISSISSIPPI (3-1)

Home: 3-0 Away: 0-1
Neutral: 0-0 Under Coach L: 0-1
Since rebirth in 1985: 1-1
12/21/49 W 82-67 H
12/22/49 W 55-43 H

11/30/10 W 86-73 H
11/25/11 L 64-61 OT A

MISSISSIPPI COLLEGE (1-0)

Home: 1-0 Away: 0-0
Neutral: 0-0 Under Coach L: 0-0
Since rebirth in 1985: 0-0
1/19/56 W 89-84 H

MISSISSIPPI STATE (3-2)

Home: 0-1 Away: 1-0
Neutral: 2-1 Under Coach L: 1-0
Since rebirth in 1985: 3-1
12/13/57 L 66-64 N
12/28/90 W 74-67 N
12/11/06 L 70-52 H
12/13/07 W 64-58 A
11/19/15 W 105-79 N

MISSOURI (0-1)

Home: 0-0 Away: 0-0
Neutral: 0-1 Under Coach L: 0-0
Since rebirth in 1985: 0-1
3/14/02 21/21 -- L 93-80 N

MISSOURI STATE (1-0)

Home: 1-0 Away: 0-0
Neutral: 0-0 Under Coach L: 0-0
Since rebirth in 1985: 1-0
3/21/11 W 81-72 H

MONMOUTH (1-1)

Home: 1-1 Away: 0-0
Neutral: 0-0 Under Coach L: 0-0
Since rebirth in 1985: 1-1
2/4/88 L 64-62 OT H
11/23/99 /24 -- W 67-46 H

MOREHEAD STATE (4-3)

Home: 3-2 Away: 1-1
Neutral: 0-0 Under Coach L: 0-0
Since rebirth in 1985: 0-0
1/18/47 W 61-56 A
2/20/56 L 102-89 H
2/23/59 W 102-85 H
2/23/61 W 85-70 H
12/4/61 L 107-81 A
2/1/69 W 92-91 OT H
2/1/71 L 76-75 H

MORGAN STATE (2-0)

Home: 2-0 Away: 0-0
Neutral: 0-0 Under Coach L: 0-0
Since rebirth in 1985: 2-0
11/19/05 W 83-51 H
11/24/07 W 55-51 H

MOUNT ST. MARY'S (1-0)

Home: 0-0 Away: 1-0
Neutral: 0-0 Under Coach L: 0-0
Since rebirth in 1985: 0-0
12/8/66 W 86-83 A

MUFFETS (2-0)

Home: 2-0 Away: 0-0
Neutral: 0-0 Under Coach L: 0-0
Since rebirth in 1985: 0-0
12/14/48 W 69-51 H
12/6/49 W 78-37 H

MURRAY STATE (2-1)

Home: 1-1 Away: 1-0
Neutral: 0-0 Under Coach L: 0-0
Since rebirth in 1985: 0-0
1/30/53 L 69-65 H
12/14/59 W 92-80 H
12/8/61 W 69-67 A

NAVY (1-1)

Home: 1-0 Away: 0-0
Neutral: 0-1 Under Coach L: 1-0
Since rebirth in 1985: 1-1
2/7/87 L 78-62 N
11/12/18 13/12 W 89-55 H

NAVY REC. BARRACKS (0-1)

Home: 0-1 Away: 0-0
Neutral: 0-0 Under Coach L: 0-0
Since rebirth in 1985: 0-0
1/16/46 L 46-43 H

NEBRASKA (2-4)

Home: 1-2 Away: 1-2
Neutral: 0-0 Under Coach L: 1-1
Since rebirth in 1985: 1-3
11/30/51 W 70-60 H
12/18/71 L 85-58 A
12/16/00 L 72-64 H
12/30/06 L 82-67 H
12/4/13 L 60-49 A
12/1/15 21 -- W 77-72 OT A

NEVADA (1-1)

Home: 0-0 Away: 1-1
Neutral: 0-0 Under Coach L: 0-0
Since rebirth in 1985: 0-0
12/14/63 W 81-78 OT A
12/11/66 L 89-79 A

NEW HAMPSHIRE (1-0)

Home: 1-0 Away: 0-0
Neutral: 0-0 Under Coach L: 0-0
Since rebirth in 1985: 1-0
11/23/02 W 93-58 H

NEW MEXICO (0-2)

Home: 0-1 Away: 0-1
Neutral: 0-0 Under Coach L: 0-0
Since rebirth in 1985: 0-2
1/29/87 L 87-78 A
2/1/89 L 110-93 H

NEW MEXICO STATE (0-1)

Home: 0-0 Away: 0-0
Neutral: 0-1 Under Coach L: 0-1
Since rebirth in 1985: 0-1
12/23/17 6/7 -- L 63-54 N

NEW ORLEANS (0-2)

Home: 0-1 Away: 0-1
Neutral: 0-0 Under Coach L: 0-0
Since rebirth in 1985: 0-2
1/7/86 L 64-57 A
2/15/86 L 85-75 H

ALL-TIME SERIES RESULTS

DATE / UM RANK / OPPONENT RANK / RESULT / LOCATION

NEW YORK UNIVERSITY (1-1)

Home: 1-1 Away: 0-0
Neutral: 0-0 Under Coach L: 0-0
Since rebirth in 1985: 0-0
12/29/54 L 74-67 H
12/28/67 W 102-91 H

NIAGARA (1-0)

Home: 0-0 Away: 1-0
Neutral: 0-0 Under Coach L: 0-0
Since rebirth in 1985: 0-0
12/10/64 W 74-67 A

NORFOLK STATE (2-0)

Home: 2-0 Away: 0-0
Neutral: 0-0 Under Coach L: 1-0
Since rebirth in 1985: 2-0
1/2/05 W 76-58 H
2/1/14 W 64-49 H

NORTH CAROLINA (8-24)

Home: 3-9 Away: 4-11
Neutral: 1-4 Under Coach L: 6-8
Since rebirth in 1985: 8-22
1/13/50 L 55-53 H
1/14/50 L 66-51 H
12/6/86 -- 1 L 122-77 A
2/5/90 -- 25 L 87-74 A
12/18/99 -- 7/9 L 78-68 N
12/4/00 -- 14/12 L 67-45 A
1/4/03 W 64-61 OT H
1/7/04 -- 12/13 L 89-64 A
1/22/05 -- 6/6 L 87-67 A
1/14/06 -- 20/20 W 81-70 A
2/12/06 -- 23/24 L 80-70 H
1/31/07 -- 3/3 L 105-64 A
1/23/08 -- 5/4 L 98-82 H
1/17/09 -- 5/6 L 82-65 A
2/15/09 -- 3/3 L 69-65 H
3/2/10 L 69-62 A
1/26/11 L 74-71 H
3/11/11 -- 6/7 L 61-59 N
1/10/12 -- 3/3 L 73-56 A
2/15/12 -- 8/7 L 73-64 H
1/10/13 W 68-59 A
2/9/13 8/11 -- W 87-61 H
3/17/13 9/10 -- W 87-77 N
1/8/14 W 63-57 A
2/28/15 -- 15/18 L 73-64 H
2/20/16 11/10 5/4 L 96-71 A
1/28/17 -- 9/6 W 77-62 H
3/9/17 -- 6/6 L 78-53 N
2/27/18 -- 9/9 W 91-88 A
3/8/18 24/25 12/11 L 82-65 N
1/19/19 -- 13/15 L 85-76 H
2/9/19 -- 8/8 L 88-85 OT A

NORTH CAROLINA A&T (4-0)

Home: 4-0 Away: 0-0
Neutral: 0-0 Under Coach L: 0-0
Since rebirth in 1985: 4-0
12/22/03 W 81-62 H
11/22/05 W 87-62 H
12/23/07 22/22 -- W 95-64 H
12/21/09 W 80-59 H

UNC ASHEVILLE (1-0)

Home: 1-0 Away: 0-0
Neutral: 0-0 Under Coach L: 0-0
Since rebirth in 1985: 1-0
12/1/93 W 82-60 H

NC CENTRAL (4-0)

Home: 4-0 Away: 0-0
Neutral: 0-0 Under Coach L: 1-0
Since rebirth in 1985: 4-0
1/3/09 W 76-42 H
11/14/09 W 83-53 H
11/19/10 W 88-65 H
3/17/15 W 75-71 H

UNC GREENSBORO (2-0)

Home: 1-0 Away: 1-0
Neutral: 0-0 Under Coach L: 1-0
Since rebirth in 1985: 2-0
2/15/11 W 78-58 A
1/2/12 W 99-89 H

NORTH CAROLINA STATE (11-13)

Home: 5-5 Away: 4-7
Neutral: 2-1 Under Coach L: 7-6
Since rebirth in 1985: 11-12
1939-40 L 46-35 A
1/9/05 -- /24 W 67-66 H
12/18/05 -- 21/19 L 81-69 A
2/8/06 -- 16/15 L 86-77 2OT H
2/10/07 W 80-65 H
1/19/08 21/24 -- L 79-77 OT A
3/13/08 W 63-50 N
1/27/09 L 84-81 OT A
3/7/09 W 72-64 H
2/27/10 L 71-66 H
1/23/11 L 72-70 A
1/22/12 L 78-73 H
2/29/12 L 77-73 A
2/2/13 14/15 19/19 W 79-78 A
3/16/13 9/10 -- W 81-71 N
2/8/14 L 56-55 H
3/1/14 W 80-65 A
3/13/14 L 67-58 N
1/22/15 W 65-60 H
1/30/16 15/13 -- L 85-69 A
12/31/16 W 81-63 H
2/14/17 W 84-79 A
1/21/18 25/23 -- W 86-81 A
1/3/19 -- 18/19 L 87-82 H

UNC WILMINGTON (1-1)

Home: 0-1 Away: 0-0
Neutral: 1-0 Under Coach L: 0-0
Since rebirth in 1985: 1-1
12/29/92 L 88-73 H
11/20/09 W 67-60 N

NORTH FLORIDA (5-0)

Home: 4-0 Away: 1-0
Neutral: 0-0 Under Coach L: 3-0
Since rebirth in 1985: 5-0
12/20/07 22/22 -- W 85-63 H
12/31/08 W 94-41 H
11/19/11 W 75-62 H
11/16/16 W 94-56 A
11/25/18 11/11 W 86-65 H

NORTHEASTERN (3-0)

Home: 3-0 Away: 0-0
Neutral: 0-0 Under Coach L: 1-0
Since rebirth in 1985: 3-0
1/31/91 W 79-63 H
11/25/00 W 92-86 H
11/27/15 15/19 -- L 78-77 H

NORTHEASTERN ILLINOIS (2-0)

Home: 2-0 Away: 0-0
Neutral: 0-0 Under Coach L: 0-0
Since rebirth in 1985: 2-0
11/25/94 W 66-48 H
11/24/95 W 81-58 H

NORTHERN IOWA (1-0)

Home: 1-0 Away: 0-0
Neutral: 0-0 Under Coach L: 0-0
Since rebirth in 1985: 1-0
11/27/98 W 78-69 H

NORTHWESTERN (0-1)

Home: 0-0 Away: 0-1
Neutral: 0-0 Under Coach L: 0-0
Since rebirth in 1985: 0-1
11/28/06 L 61-59 A

NOTRE DAME (12-11)

Home: 6-5 Away: 5-5
Neutral: 1-1 Under Coach L: 5-3
Since rebirth in 1985: 12-11
2/22/86 -- 14 L 126-73 H
3/5/87 -- 20 L 65-49 A
1/27/90 L 107-60 A
1/12/91 L 60-52 H
1/23/96 W 72-64 H
2/28/96 W 71-59 A
2/25/97 L 69-60 A
2/14/98 W 66-57 H
2/22/98 W 65-59 A
1/9/99 L 71-68 H
1/25/00 W 63-49 A
2/26/00 W 55-52 H
3/9/00 23 -- W 61-58 N
2/23/02 17/13 L 90-77 H
1/28/04 L 72-62 A
2/19/14 W 71-64 H
1/17/15 -- 12/12 L 70-75 A
3/12/15 -- 11/9 L 63-70 N
2/3/16 17/15 -- W 79-70 H
3/2/16 7 -- W 68-50 A
1/12/17 20/20 L 62-67 H
2/19/18 W 77-74 A
2/6/19 W 62-47 H

NOVA SOUTHEASTERN (1-0)

Home: 1-0 Away: 0-0
Neutral: 0-0 Under Coach L: 0-0
Since rebirth in 1985: 1-0
11/16/09 W 108-58 H

OHIO STATE (2-2)

Home: 1-2 Away: 0-0
Neutral: 1-0 Under Coach L: 0-0
Since rebirth in 1985: 2-1
12/21/53 L 106-81 H
12/27/98 W 72-64 H
3/19/00 23/25 8/8 W 75-62 N
12/2/08 21/22 -- L 73-68 H



ALL-TIME SERIES RESULTS

DATE / UM RANK / OPPONENT RANK / RESULT / LOCATION

OHIO UNIVERSITY (1-1)

Home: 1-1 Away: 0-0
Neutral: 0-0 Under Coach L: 0-0
Since rebirth in 1985: 0-0
12/18/65 W 105-100 H
12/30/69 -- 5 L 99-74 H

OKLAHOMA CITY (5-4)

Home: 5-2 Away: 0-1
Neutral: 1-0 Under Coach L: 0-0
Since rebirth in 1985: 0-0
2/10/58 W 83-66 H
1/29/60 11 -- W 97-84 H
1/6/62 L 118-113 OT H
1/30/65 W 115-92 H
1/10/67 W 111-109 H
2/26/70 L 91-90 H
12/19/70 L 94-91 OT N
2/1/71 W 90-87 H
1/22/71 L 88-75 A

OKLAHOMA STATE (1-0)

Home: 1-0 Away: 0-0
Neutral: 0-0 Under Coach L: 0-0
Since rebirth in 1985: 1-0
3/15/06 W 62-59 H

OLD DOMINION (1-0)

Home: 0-0 Away: 0-0
Neutral: 1-0 Under Coach L: 0-0
Since rebirth in 1985: 1-0
12/26/88 W 77-76 N

ORAL ROBERTS (2-1)

Home: 1-0 Away: 0-1
Neutral: 1-0 Under Coach L: 0-0
Since rebirth in 1985: 2-1
11/28/88 W 108-103 H
2/25/89 L 99-92 A
12/21/10 W 69-56 N

OREGON STATE (0-1)

Home: 0-1 Away: 0-0
Neutral: 0-0 Under Coach L: 0-0
Since rebirth in 1985: 0-0
12/1/69 L 86-81 H

PACIFIC (1-0)

Home: 0-0 Away: 0-0
Neutral: 1-0 Under Coach L: 1-0
Since rebirth in 1985: 1-0
3/22/13 5/4 -- W 78-49 N

PENN STATE (0-4)

Home: 0-2 Away: 0-2
Neutral: 0-0 Under Coach L: 0-0
Since rebirth in 1985: 0-4
11/29/86 L 74-61 H
11/27/90 L 93-67 A
1/25/91 L 69-57 H
3/15/95 L 62-56 A

PENNSYLVANIA (6-4)

Home: 5-3 Away: 0-1
Neutral: 1-0 Under Coach L: 1-1
Since rebirth in 1985: 3-1
1/2/48 L 53-46 H
12/29/49 W 64-62 H

12/30/49 W 53-51 H
12/29/51 L 89-64 H
12/28/53 L 67-54 H
12/27/66 W 82-78 H
12/23/88 W 102-69 N
1/2/08 W 88-62 H
11/19/16 W 74-62 H
12/4/18 L 89-75 A

PENSACOLA NAS (2-0)

Home: 2-0 Away: 0-0
Neutral: 0-0 Under Coach L: 0-0
Since rebirth in 1985: 0-0
2/14/47 W 69-50 H
2/15/47 W 64-36 H

PEPPERDINE (2-1)

Home: 1-0 Away: 1-1
Neutral: 0-0 Under Coach L: 0-0
Since rebirth in 1985: 2-0
12/13/69 L 93-90 OT A
1/3/10 W 86-63 A
12/30/10 W 94-59 H

PI CHI (2-0)

Home: 0-0 Away: 0-0
Neutral: 2-0 Under Coach L: 0-0
Since rebirth in 1985: 0-0
1939-40 W 42-29 N
1940-41 W 45-27 N

PITTSBURGH (22-18)

Home: 13-7 Away: 8-10
Neutral: 1-1 Under Coach L: 6-1
Since rebirth in 1985: 15-14
12/26/47 W 43-40 A
12/21/48 W 58-52 H
12/22/48 L 80-48 H
1/18/51 L 81-56 A
2/9/55 L 78-72 H
12/12/58 L 69-65 A
12/28/62 W 86-85 H
12/5/64 W 85-71 A
1/6/68 W 100-84 H
12/27/68 W 72-70 H
12/5/69 W 85-67 A
1/29/92 L 82-52 A
2/4/92 L 77-55 H
3/12/92 W 83-71 N
1/6/93 -- 24 L 85-78 A
1/23/93 -- 20 L 86-84 H
1/12/94 L 83-55 A
2/1/94 L 80-71 H
2/18/95 L 67-61 A
2/25/95 W 76-68 OT H
1/20/96 W 66-57 H
1/8/97 L 76-72 A
2/5/97 W 78-63 H
1/3/98 W 73-65 A
1/30/99 23/25 -- L 60-54 A
2/23/99 11/13 -- W 85-52 H
2/1/00 W 64-60 H
2/31/00 W 74-66 A
1/8/01 L 62-51 A
3/7/01 L 78-69 A
1/15/02 24/20 -- W 76-69 OT H
3/8/02 21/21 7/7 L 76-71 N
1/10/04 -- 1/10 L 84-80 2OT H

2/5/14 -- 25/22 L 59-55 OT H
3/4/15 W 67-63 A
2/9/16 12/11 -- W 65-63 H
1/14/17 W 72-46 A
12/30/17 15/16 -- W 67-53 A
1/31/18 W 69-57 H
3/5/19 W 76-63 H

PONCE DE LEON (0-1)

Home: 0-1 Away: 0-0
Neutral: 0-0 Under Coach L: 0-0
Since rebirth in 1985: 0-0
1928-29 L 12-11 H

PRINCETON (3-1)

Home: 2-1 Away: 0-0
Neutral: 1-0 Under Coach L: 2-0
Since rebirth in 1985: 2-0
12/28/48 W 37-35 H
12/29/48 L 62-55 2OT H
12/29/15 13/15 -- W 76-64 H
12/2/17 10/13 -- W 80-52 N

PROVIDENCE (15-16)

Home: 7-6 Away: 7-8
Neutral: 1-2 Under Coach L: 0-1
Since rebirth in 1985: 14-15
12/8/62 W 82-75 A
3/19/63 L 106-96 N
1/20/87 L 92-88 H
1/27/88 W 83-77 A
1/24/89 -- 20 L 106-91 H
2/21/90 L 101-67 A
2/12/92 L 73-51 H
3/7/92 L 62-57 A
1/19/93 W 75-66 H
2/16/93 L 75-60 A
1/8/94 L 81-59 A
2/26/94 L 88-60 H
1/18/95 W 81-75 A
2/11/95 W 69-63 H
2/14/96 L 77-54 A
3/2/96 W 66-59 H
1/15/97 W 71-69 H
2/4/98 W 64-54 H
2/18/98 L 59-57 A
2/13/99 16/21 -- W 69-65 A
2/16/00 L 47-45 H
1/16/01 W 78-64 A
1/20/01 L 80-70 H
1/19/02 24/20 -- W 102-96 OT H
2/26/02 22/18 -- W 81-65 A
1/29/03 W 60-57 H
2/18/03 L 73-63 A
2/21/04 -- 19/17 L 70-57 A
11/18/07 W 64-58 N
3/18/09 W 78-66 A
12/22/14 L 76-62 N

PURDUE (0-3)

Home: 0-0 Away: 0-1
Neutral: 0-2 Under Coach L: 0-1
Since rebirth in 1985: 0-3
12/30/87 -- 11 L 110-82 N
3/14/99 10/12 -- L 73-63 N
11/29/11 L 76-65 A



ALL-TIME SERIES RESULTS

DATE / UM RANK / OPPONENT RANK / RESULT / LOCATION

QUINNIPIAC (1-0)

Home: 1-0 Away: 0-0
Neutral: 0-0 Under Coach L: 0-0
Since rebirth in 1985: 1-0
12/29/99 W 80-66 H

RADFORD (1-0)

Home: 0-0 Away: 0-0
Neutral: 1-0 Under Coach L: 0-0
Since rebirth in 1985: 1-0
1/10/87 W 66-62 N

REDLAND (1-0)

Home: 1-0 Away: 0-0
Neutral: 0-0 Under Coach L: 0-0
Since rebirth in 1985: 0-0
1928-29 W 42-11 H

RHODE ISLAND (4-1)

Home: 3-0 Away: 1-0
Neutral: 0-1 Under Coach L: 0-0
Since rebirth in 1985: 0-1
1/3/62 W 80-70 H
12/6/62 W 88-80 A
1/4/64 W 105-88 H
1/5/70 W 105-95 H
11/25/03 L 54-53 N

RICE (1-0)

Home: 0-0 Away: 0-0
Neutral: 1-0 Under Coach L: 0-0
Since rebirth in 1985: 1-0
12/22/10 W 73-67 N

RICHMOND (1-0)

Home: 0-0 Away: 1-0
Neutral: 0-0 Under Coach L: 1-0
Since rebirth in 1985: 1-0
3/24/15 W 63-61 A

RIDER (1-0)

Home: 1-0 Away: 0-0
Neutral: 0-0 Under Coach L: 0-0
Since rebirth in 1985: 1-0
12/18/85 W 81-58 H

RIO GRANDE (0-1)

Home: 0-1 Away: 0-0
Neutral: 0-0 Under Coach L: 0-0
Since rebirth in 1985: 0-0
12/19/53 L 89-88 H

ROBERT MORRIS (2-0)

Home: 2-0 Away: 0-0
Neutral: 0-0 Under Coach L: 0-0
Since rebirth in 1985: 2-0
11/30/94 W 66-51 H
12/14/08 /25 -- W 70-62 H

ROLLINS (36-13)

Home: 20-4 Away: 16-9
Neutral: 0-0 Under Coach L: 0-0
Since rebirth in 1985: 0-0
1/14/28 W 52-15 H
1/23/28 L 32-21 A
1928-29 W 34-15 H
1928-29 W 34-13 A
1930-31 L 32-22 H

1930-31 W 41-39 H
1930-31 L 39-36 A
1930-31 L 26-22 A
1938-39 W 48-29 H
1938-39 L 49-45 H
1938-39 W 52-39 A
1938-39 L 42-28 A
1939-40 L 51-50 H
1939-40 L 38-25 H
1939-40 L 56-49 A
1939-40 W 50-49 A
1940-41 W 55-29 H
1940-41 W 57-41 H
1940-41 W 44-35 A
2/11/50 W 70-54 A
12/7/50 L 59-58 A
1/10/51 W 79-54 H
12/15/51 L 78-63 A
2/15/52 W 98-61 H
2/5/53 W 68-60 A
2/12/53 W 95-69 H
2/4/54 L 85-71 A
1/8/55 W 93-76 H
2/12/55 W 77-69 A
1/21/56 W 86-72 H
2/9/56 W 89-82 A
1/19/57 W 63-51 H
2/7/57 W 93-86 A
1/13/58 W 90-71 H
1/30/58 L 72-68 A
12/3/58 W 104-87 H
2/6/59 W 84-81 A
12/1/59 W 110-86 H
2/2/60 11 -- W 90-79 A
2/1/60 W 80-62 A
2/1/61 W 103-75 H
1/31/62 W 89-67 A
2/19/62 W 92-54 H
1/30/63 18 -- W 120-72 A
2/12/63 W 144-75 H
12/19/63 W 108-90 H
1/28/64 W 127-85 A
1/23/65 /t-19 -- W 128-95 A
2/23/65 /17 W 148-79 H

RUTGERS (10-6)

Home: 6-1 Away: 3-5
Neutral: 1-0 Under Coach L: 2-1
Since rebirth in 1985: 10-6
1/3/89 W 99-94 OT A
2/25/96 L 71-55 A
3/6/96 W 77-67 N
2/2/97 L 60-59 A
2/8/97 W 53-50 H
12/2/97 W 63-55 H
1/13/99 W 74-62 A
2/27/99 11/13 -- W 68-63 H
2/5/00 W 58-52 A
2/17/02 13/11 -- L 64-61 A
1/21/04 W 73-63 H
2/4/04 L 72-70 OT A
11/21/10 L 61-45 A
11/15/11 W 72-57 H
11/30/16 W 73-61 H
11/28/18 L 57-54 H

SACRED HEART (1-0)

Home: 1-0 Away: 0-0
Neutral: 0-0 Under Coach L: 0-0
Since rebirth in 1985: 1-0
1/2/06 W 63-57 H

ST. FRANCIS BROOKLYN (1-1)

Home: 0-1 Away: 0-0
Neutral: 1-0 Under Coach L: 0-1
Since rebirth in 1985: 0-1
3/16/63 W 71-70 N
11/8/13 L 66-62 OT H

ST. FRANCIS (PA) (2-0)

Home: 2-0 Away: 0-0
Neutral: 0-0 Under Coach L: 0-0
Since rebirth in 1985: 2-0
1/5/87 W 85-82 H
12/30/01 24/23 -- W 71-48 H

ST. JOHN'S (14-16)

Home: 8-6 Away: 5-9
Neutral: 1-1 Under Coach L: 0-0
Since rebirth in 1985: 13-14
1/3/63 W 67-59 A
12/12/64 -- 10/13 L 79-77 H
2/25/67 -- 17 L 97-70 A
1/4/92 L 83-69 A
1/14/92 -- 17 W 45-42 H
1/16/93 L 78-74 A
2/20/93 -- 25 W 82-77 H
1/22/94 L 75-63 H
2/8/94 L 78-63 A
1/11/95 W 82-79 A
2/13/95 W 71-69 H
2/20/96 W 96-91 2OT H
12/3/96 L 61-57 H
2/22/97 L 77-73 A
3/5/97 W 76-68 OT N
1/13/98 L 73-64 A
1/6/99 -- 10/9 W 84-79 H
2/3/99 25 9/10 W 73-70 A
3/5/99 -- 9/10 L 62-59 H
3/5/00 9/10 18/21 W 74-70 H
3/10/00 23 19/20 L 58-57 N
1/22/01 L 67-63 OT A
2/10/01 L 85-79 2OT H
1/8/02 21/20 L 71-60 A
2/13/02 13/11 W 79-56 H
2/2/03 L 77-74 A
3/8/03 L 76-73 H
1/14/04 W 70-64 A
12/2/07 W 66-47 H
12/27/08 W 70-56 A

ST. JOSEPH'S (PA) (1-3)

Home: 1-0 Away: 0-2
Neutral: 0-1 Under Coach L: 0-0
Since rebirth in 1985: 1-1
1/20/51 L 58-47 A
3/12/64 L 86-76 N
1/3/91 L 92-79 A
2/6/91 W 87-64 H



ALL-TIME SERIES RESULTS DATE / UM RANK / OPPONENT RANK / RESULT / LOCATION

ST. LOUIS (0-2)

Home: 0-0 Away: 0-0
Neutral: 0-2 Under Coach L: 0-0
Since rebirth in 1985: 0-1
3/16/61 L 58-56 N
12/23/88 L 86-71 N

ST. MARY'S (CA) (5-0)

Home: 4-0 Away: 1-0
Neutral: 0-0 Under Coach L: 0-0
Since rebirth in 1985: 1-0
12/12/63 W 101-86 A
12/15/64 W 89-77 H
12/4/67 W 77-70 H
12/19/69 W 91-84 H
3/21/08 W 78-64 N

ST. PETER'S (1-0)

Home: 1-0 Away: 0-0
Neutral: 0-0 Under Coach L: 0-0
Since rebirth in 1985: 0-0
1/19/63 W 91-75 H

ST. THOMAS (2-0)

Home: 2-0 Away: 0-0
Neutral: 0-0 Under Coach L: 0-0
Since rebirth in 1985: 1-0
12/3/69 W 62-60 H
12/17/87 W 71-47 H
Formerly Biscayne College

SAM HOUSTON STATE (1-0)

Home: 1-0 Away: 0-0
Neutral: 0-0 Under Coach L: 0-0
Since rebirth in 1985: 1-0
12/17/93 W 73-58 H

SAN DIEGO (1-0)

Home: 0-0 Away: 0-0
Neutral: 1-0 Under Coach L: 0-0
Since rebirth in 1985: 1-0
11/24/08 22/21 -- W 80-45 N

SAN DIEGO STATE (1-1)

Home: 0-1 Away: 1-0
Neutral: 0-0 Under Coach L: 0-0
Since rebirth in 1985: 1-1
1/31/87 W 83-82 OT A
2/6/88 L 56-49 H

SAN FRANCISCO (2-1)

Home: 1-0 Away: 1-1
Neutral: 0-0 Under Coach L: 0-0
Since rebirth in 1985: 0-0
12/8/60 W 68-56 A
12/17/63 W 95-83 H
12/9/65 -- 11 L 105-89 A

SANTA CLARA (0-3)

Home: 0-0 Away: 0-3
Neutral: 0-0 Under Coach L: 0-0
Since rebirth in 1985: 0-0
12/6/60 L 66-65 A
12/10/63 L 86-77 A
12/7/65 L 78-74 A

SAVANNAH STATE (5-0)

Home: 4-0 Away: 1-0
Neutral: 0-0 Under Coach L: 2-0
Since rebirth in 1985: 5-0
3/2/89 W 107-98 H
11/30/02 W 91-57 H
1/3/04 W 105-65 H
12/19/13 W 68-51 A
12/8/14 20/21 -- W 70-39 H

SEBRING A.C. (1-0)

Home: 0-0 Away: 1-0
Neutral: 0-0 Under Coach L: 0-0
Since rebirth in 1985: 0-0
2/16/28 W 36-23 A

SEBRING FIREMEN (1-0)

Home: 0-0 Away: 1-0
Neutral: 0-0 Under Coach L: 0-0
Since rebirth in 1985: 0-0
1930-31 W 38-35 A

SETON HALL (8-16)

Home: 5-7 Away: 3-6
Neutral: 0-3 Under Coach L: 0-1
Since rebirth in 1985: 7-14
12/29/66 L 92-80 H
12/29/69 L 93-90 H
1/4/71 W 89-81 H
1/7/92 -- 18 L 64-52 A
3/4/92 -- 22 L 90-82 OT H
12/7/92 -- 6 L 65-56 A
2/23/93 -- 14 L 85-73 H
1/26/94 L 77-48 H
2/19/94 L 85-63 A
3/10/94 L 69-51 N
1/2/95 L 72-54 A
2/22/95 W 61-57 H
12/2/95 W 80-70 H
1/10/96 L 66-63 A
2/10/97 W 61-51 A
12/31/97 W 78-65 A
2/24/98 L 76-71 H
1/27/99 23/25 -- W 77-71 H
1/11/00 W 71-64 A
2/1/01 -- 22/25 W 72-66 H
1/18/03 L 76-53 A
3/12/03 L 67-52 N
2/24/04 L 76-66 H
11/25/18 L 83-81 N

7TH NAVAL DISTRICT (0-1)

Home: 0-1 Away: 0-0
Neutral: 0-0 Under Coach L: 0-0
Since rebirth in 1985: 0-0
1/17/46 L 53-19 H

SHENANDOAH PRESB. (1-0)

Under Coach L: 0-0
Since rebirth in 1985: 0-0
1940-41 W 50-36

SOUTH ALABAMA (1-0)

Home: 1-0 Away: 0-0
Neutral: 0-0 Under Coach L: 1-0
Since rebirth in 1985: 1-0
11/28/14 17/20 -- W 87-75 H

SOUTH CAROLINA (6-3)

Home: 5-2 Away: 0-1
Neutral: 1-0 Under Coach L: 0-0
Since rebirth in 1985: 1-2
12/17/48 W 59-40 H
12/18/48 W 65-64 H
12/14/49 W 64-54 H
12/15/49 W 57-56 H
2/5/55 L 83-77 H
1/2/60 15 -- W 107-106 OT H
12/5/87 L 76-63 H
3/15/05 L 69-67 A
11/22/09 W 85-70 N

SOUTH CAROLINA STATE (2-1)

Home: 2-1 Away: 0-0
Neutral: 0-0 Under Coach L: 1-0
Since rebirth in 1985: 2-1
11/23/04 L 60-50 H
12/12/09 W 91-54 H
12/6/16 W 82-46 H

SOUTH CAROLINA UPSTATE (1-0)

Home: 1-0 Away: 0-0
Neutral: 0-0 Under Coach L: 0-0
Since rebirth in 1985: 1-0
11/28/09 W 70-41 H

SOUTH FLORIDA (6-2)

Home: 4-0 Away: 2-2
Neutral: 0-0 Under Coach L: 0-0
Since rebirth in 1985: 6-2
1/23/88 W 80-75 H
3/1/88 W 92-71 A
2/6/89 W 106-104 2OTH
2/18/89 W 85-78 A
1/6/90 L 93-77 A
2/24/90 W 81-73 H
12/5/90 L 79-71 A
2/25/91 W 67-58 H

SOUTHERN CALIFORNIA (0-2)

Home: 0-0 Away: 0-1
Neutral: 0-1 Under Coach L: 0-0
Since rebirth in 1985: 0-2
12/1/90 L 92-71 A
12/27/92 L 86-66 N

SOUTHERN ILLINOIS (1-0)

Home: 0-0 Away: 1-0
Neutral: 0-0 Under Coach L: 0-0
Since rebirth in 1985: 1-0
11/14/97 W 73-61 A

SMU (0-2)

Home: 0-1 Away: 0-1
Neutral: 0-0 Under Coach L: 0-0
Since rebirth in 1985: 0-2
12/19/90 L 93-88 2OT A
12/20/91 L 69-60 H

SOUTHERN MISS (2-1)

Home: 1-0 Away: 0-1
Neutral: 1-0 Under Coach L: 0-0
Since rebirth in 1985: 1-0
12/1/55 L 63-61 A
2/16/57 W 85-78 H
11/21/08 17/16 -- W 70-60 N
Formerly Mississippi Southern

ALL-TIME SERIES RESULTS

DATE / UM RANK / OPPONENT RANK / RESULT / LOCATION

SOUTHWEST TEXAS STATE (0-1)

Home: 0-1 Away: 0-0
Neutral: 0-0 Under Coach L: 0-0
Since rebirth in 1985: 0-0
12/4/92 L 60-57 H

SPRING HILL COLLEGE (0-2)

Home: 0-1 Away: 0-1
Neutral: 0-0 Under Coach L: 0-0
Since rebirth in 1985: 0-0
12/14/55 L 79-71 A
2/2/57 L 84-75 H

STANFORD (2-2)

Home: 0-0 Away: 0-1
Neutral: 2-1 Under Coach L: 1-1
Since rebirth in 1985: 2-2
12/30/86 W 71-58 N
1/16/89 L 93-59 A
4/2/15 L 66-64 OT N
11/24/16 W 67-53 N

STEPHEN F. AUSTIN (1-0)

Home: 1-0 Away: 0-0
Neutral: 0-0 Under Coach L: 1-0
Since rebirth in 1985: 1-0
11/13/18 W 96-58 H

STETSON (48-34)

Home: 30-13 Away: 19-20
Neutral: 0-0 Under Coach L: 1-0
Since rebirth in 1985: 2-0
1/20/28 W 33-25 H
1/24/28 L 32-26 A
1928-29 W 35-13 H
1928-29 L 20-13 A
1930-31 L 36-16 H
1930-31 L 37-15 A
1939-40 L 33-29 H
1939-40 L 39-27 H
1939-40 L 48-42 A
1939-40 L 46-37 A
1940-41 L 46-29 H
1940-41 L 51-41 H
1940-41 L 45-40 A
1940-41 W 40-35 A
1941-42 L 47-42 A
1941-42 L 42-34 A
1941-42 L 44-37 H
1941-42 W 46-36 H
1/24/47 L 53-46 H
1/25/47 W 74-50 H
2/21/47 W 54-41 A
2/22/47 W 44-38 A
1/16/48 L 49-46 A
1/17/48 W 59-39 A
2/14/48 L 41-36 H
2/5/49 W 53-42 H
2/11/49 W 81-46 A
2/12/49 W 70-58 A
1/7/50 W 65-58 H
2/8/50 W 88-61 A
2/9/50 W 82-63 A
1/24/51 W 82-55 H
2/14/51 W 78-66 A
1/14/52 W 88-57 H
2/9/52 W 80-74 A
1/12/53 W 71-70 H
2/4/53 L 80-77 A

1/18/54 L 85-63 H
2/11/54 L 108-56 A
2/14/55 L 89-85 A
2/22/55 W 79-77 H
1/16/56 W 85-79 H
2/8/56 L 91-84 A
1/7/57 W 99-81 H
2/6/57 L 95-93 A
1/8/58 W 103-80 H
2/15/58 W 92-85 A
2/5/59 L 110-97 A
2/19/59 W 99-81 H
2/5/60 W 94-86 A
2/11/60 L 73-72 H
2/3/61 L 76-68 A
2/15/61 W 91-84 H
2/2/62 W 79-70 A
2/13/62 W 86-78 H
2/1/63 L 66-64 A
2/26/63 W 75-60 H
1/31/64 W 81-75 A
2/22/64 W 87-70 H
2/4/65 W 86-84 A
2/16/65 W 95-84 H
1/27/66 W 89-78 A
2/24/66 W 86-77 H
1/26/67 L 56-53 A
2/14/67 W 95-84 H
1/26/68 W 72-67 A
2/20/68 W 88-71 H
1/29/69 W 98-90 A
2/4/69 L 87-83 H
1/24/70 L 116-88 A
2/21/70 L 95-86 H
1/30/71 L 90-74 A
2/8/71 L 91-76 H
12/2/03 W 91-70 H
12/18/04 W 81-50 H
12/27/05 W 65-56 H
12/16/06 W 89-64 H
12/17/07 22/22 -- W 89-53 H
11/29/08 22/21 -- W 79-65 H
12/16/09 W 69-49 A
12/12/10 W 68-54 H
11/9/12 W 87-79 H

SYRACUSE (8-19)

Home: 4-10 Away: 3-9
Neutral: 1-0 Under Coach L: 3-5
Since rebirth in 1985: 8-18
12/28/63 L 86-85 OT H
1/11/92 -- 20 L 73-57 A
2/29/92 -- 22 L 68-63 H
1/9/93 -- 21 L 89-81 A
2/6/93 W 81-74 H
12/22/93 -- 21/18 L 81-52 A
3/1/94 -- 14 L 71-69 H
2/16/94 -- 19/19 L 83-65 H
1/28/95 -- 6/6 L 76-51 A
1/3/96 -- 11/12 W 75-66 H
2/1/96 -- 18/16 L 72-51 A
12/7/96 -- 19/17 W 67-63 H
1/18/98 -- 15/15 L 85-67 A
2/10/98 -- 23/20 L 72-63 H
2/8/99 16/21 18/17 W 76-63 A
1/8/00 -- 7/8 L 67-55 H
2/13/01 -- 10/7 W 68-57 A
1/26/03 L 54-49 H
2/14/04 -- /25 L 91-74 H

1/4/14 -- 2/2 L 49-44 A
1/25/14 -- 2/2 L 64-52 H
1/24/15 W 66-62 A
1/2/16 13/15 -- W 64-51 H
1/4/17 L 70-55 A
3/8/17 W 62-57 N
2/17/18 L 62-55 H
1/24/19 L 73-53 A

TAMPA (44-10)

Home: 24-3 Away: 20-7
Neutral: 0-0 Under Coach L: 0-0
Since rebirth in 1985: 0-0
1939-40 W 39-31 A
1941-42 W 38-34 H
1941-42 W 52-38 H
2/18/46 W 44-23 A
1/10/47 W 53-27 H
1/11/47 W 52-34 H
1/31/47 W 53-25 A
2/1/47 W 82-36 A
12/12/47 L 47-35 H
12/13/47 W 58-46 H
2/3/48 W 60-55 A
2/4/48 W 86-67 A
2/19/49 W 74-57 H
2/25/49 L 81-58 A
1/6/50 W 76-61 H
2/6/50 L 67-55 A
1/12/51 L 77-75 OT H
2/24/51 L 94-74 A
1/18/52 W 87-61 H
2/23/52 W 87-78 A
1/16/53 L 72-65 H
2/21/53 L 86-84 A
2/12/54 W 69-65 A
2/22/54 W 67-59 H
1/17/55 W 103-76 H
2/17/55 W 105-89 A
12/6/55 W 96-59 H
2/11/56 W 94-74 A
12/11/56 W 97-84 H
2/9/57 W 78-77 A
12/5/57 W 69-67 H
1/31/58 W 90-84 A
12/5/58 W 113-71 H
2/3/59 W 86-84 A
12/5/59 W 98-65 H
2/3/60 W 74-73 A
12/3/60 W 93-64 H
2/18/61 W 108-99 A
1/30/62 L 113-95 A
2/17/62 W 96-81 H
1/29/63 W 78-76 A
2/18/63 W 112-91 H
12/3/63 W 101-95 H
1/29/64 W 134-104 A
2/1/64 W 136-119 A
2/9/65 W 141-110 H
12/1/65 W 120-91 H
1/29/66 W 83-71 A
12/1/66 W 72-63 A
1/16/67 W 97-86 H
12/12/67 W 104-103 H
1/10/68 L 78-76 A
1/6/69 L 62-61 A
2/18/69 W 95-79 H



ALL-TIME SERIES RESULTS DATE / UM RANK / OPPONENT RANK / RESULT / LOCATION

TEACHERS COLL. OF CONN. (1-0)

Home: 1-0 Away: 0-0
 Neutral: 0-0 Under Coach L: 0-0
 Since rebirth in 1985: 0-0
 12/15/50 W 60-48 H

TEMPLE (2-2)

Home: 0-1 Away: 0-1
 Neutral: 2-0 Under Coach L: 1-0
 Since rebirth in 1985: 2-1
 12/29/61 L 85-67 H
 12/20/03 W 72-66 N
 12/27/05 L 73-56 A
 3/31/15 W 60-57 N

TENNESSEE (1-3)

Home: 0-1 Away: 0-1
 Neutral: 1-1 Under Coach L: 0-0
 Since rebirth in 1985: 1-2
 12/17/54 L 89-80 N
 12/1/91 W 72-60 N
 12/27/95 L 56-54 H
 12/22/96 L 78-65 A

TENNESSEE-MARTIN (1-0)

Home: 1-0 Away: 0-0
 Neutral: 0-0 Under Coach L: 0-0
 Since rebirth in 1985: 1-0
 12/29/00 W 70-54 H

TENNESSEE TECH (4-0)

Home: 3-0 Away: 0-0
 Neutral: 1-0 Under Coach L: 1-0
 Since rebirth in 1985: 3-0
 3/7/47 W 55-51 N
 2/8/89 W 111-101 H
 12/23/04 W 69-57 H
 11/11/11 W 69-58 H

TEXAS (1-2)

Home: 1-0 Away: 0-1
 Neutral: 0-1 Under Coach L: 0-0
 Since rebirth in 1985: 1-2
 12/19/87 W 85-56 H
 2/22/89 L 123-104 A
 3/23/08 -- 7/7 L 75-72 N

TEXAS A&M (3-0)

Home: 2-0 Away: 1-0
 Neutral: 0-0 Under Coach L: 0-0
 Since rebirth in 1985: 2-0
 12/19/56 W 86-80 H
 12/9/01 W 64-55 A
 11/26/02 W 78-72 H

TEXAS-ARLINGTON (1-0)

Home: 0-0 Away: 0-0
 Neutral: 1-0 Under Coach L: 0-0
 Since rebirth in 1985: 1-0
 11/13/05 W 76-65 N

TEXAS CHRISTIAN (0-1)

Home: 0-0 Away: 0-0
 Neutral: 0-1 Under Coach L: 0-0
 Since rebirth in 1985: 0-0
 12/14/57 L 82-59 N

TEXAS RIO GRANDE VALLEY (1-0)

Home: 1-0 Away: 0-0
 Neutral: 0-0 Under Coach L: 1-0
 Since rebirth in 1985: 1-0
 11/13/15 W 86-59 H

TEXAS SOUTHERN (1-0)

Home: 1-0 Away: 0-0
 Neutral: 0-0 Under Coach L: 1-0
 Since rebirth in 1985: 1-0
 11/14/13 W 84-69 H

TEXAS TECH (1-0)

Home: 1-0 Away: 0-0
 Neutral: 0-0 Under Coach L: 0-0
 Since rebirth in 1985: 0-0
 12/22/52 W 79-64 H

TOLEDO (1-0)

Home: 0-0 Away: 1-0
 Neutral: 0-0 Under Coach L: 0-0
 Since rebirth in 1985: 0-0
 12/6/56 W 68-67 A

TORONTO (1-0)

Home: 1-0 Away: 0-0
 Neutral: 0-0 Under Coach L: 0-0
 Since rebirth in 1985: 0-0
 1/8/59 W 97-75 H

TOWSON (1-0)

Home: 1-0 Away: 0-0
 Neutral: 0-0 Under Coach L: 0-0
 Since rebirth in 1985: 1-0
 1/11/86 W 71-66 H

TULANE (5-4)

Home: 4-2 Away: 0-2
 Neutral: 1-0 Under Coach L: 0-0
 Since rebirth in 1985: 2-0
 1/22/47 L 60-39 H
 12/29/55 W 86-75 H
 12/29/58 W 94-72 H
 2/3/68 L 99-88 A
 1/16/69 L 90-79 H
 1/29/70 L 105-90 A
 1/16/71 W 74-71 H
 3/3/90 W 93-60 H
 11/19/09 W 74-54 N

TULSA (1-1)

Home: 1-0 Away: 0-0
 Neutral: 0-1 Under Coach L: 0-0
 Since rebirth in 1985: 0-1
 2/22/62 W 83-66 H
 3/24/00 23/25 18/19 L 80-71 N

TURNER'S SPORTS SHOP (2-2)

Home: 2-2 Away: 0-0
 Neutral: 0-0 Under Coach L: 0-0
 Since rebirth in 1985: 0-0
 1928-29 W 43-23 H
 1928-29 W 36-17 H
 1928-29 L 36-27 H
 1930-31 L 33-24 H

UCLA (0-4)

Home: 0-1 Away: 0-2
 Neutral: 0-1 Under Coach L: 0-0
 Since rebirth in 1985: 0-3
 12/12/69 -- 2 L 127-69 A
 12/21/85 L 109-64 A
 12/1/88 L 91-66 H
 3/13/98 -- 19/20 L 65-62 N

UNLV (0-2)

Home: 0-1 Away: 0-1
 Neutral: 0-0 Under Coach L: 0-0
 Since rebirth in 1985: 0-2
 12/28/94 L 56-55 H
 11/29/96 L 55-43 A

UTAH (2-0)

Home: 1-0 Away: 0-0
 Neutral: 1-0 Under Coach L: 1-0
 Since rebirth in 1985: 1-0
 1/3/66 W 88-87 H
 11/20/15 -- 16 W 90-66 N

VALPARAISO (1-1)

Home: 1-1 Away: 0-0
 Neutral: 0-0 Under Coach L: 1-0
 Since rebirth in 1985: 1-0
 12/28/56 L 81-76 H
 3/14/12 W 66-50 H

VILLANOVA (10-14)

Home: 5-6 Away: 5-7
 Neutral: 0-1 Under Coach L: 0-1
 Since rebirth in 1985: 10-14
 2/18/92 L 74-50 A
 2/25/92 L 61-50 H
 1/30/93 L 82-69 A
 3/6/93 W 77-76 H
 2/12/94 L 77-58 H
 3/5/94 L 83-63 A
 1/25/95 -- 22/25 L 92-62 H
 2/7/95 -- 16/18 L 73-63 A
 12/5/95 -- 2/2 L 70-68 H
 1/27/96 -- 7/7 L 90-62 A
 1/11/97 -- 8/7 W 61-59 A
 1/22/98 W 78-63 H
 1/31/98 L 78-75 A
 2/16/99 16/21 -- W 103-82 H
 1/11/00 W 67-66 A
 2/17/01 W 80-62 A
 3/3/01 W 65-53 H
 1/24/02 22/19 -- W 76-58 H
 2/5/02 12/11 -- W 65-56 A
 2/8/03 L 72-67 OT H
 2/25/03 L 75-56 A
 1/25/04 L 76-69 H
 3/2/04 W 59-56 A
 3/24/16 10/11 6 L 92-69 N

VIRGINIA (12-11)

Home: 7-2 Away: 4-7
 Neutral: 1-2 Under Coach L: 3-7
 Since rebirth in 1985: 10-11
 2/10/66 W 80-75 H
 12/10/66 W 80-78 A
 1/12/05 W 91-80 A
 3/10/05 L 66-65 N
 1/24/06 L 71-51 A
 2/3/07 L 81-70 A

ALL-TIME SERIES RESULTS

DATE / UM RANK / OPPONENT RANK / RESULT / LOCATION

2/21/07	-- 24/19	W 68-60	H
3/1/08		W 95-93	H
2/26/09		W 62-55	A
1/16/10	23 --	L 75-57	A
2/23/10		W 74-62	H
2/5/11		W 70-68	OT H
3/10/11		W 69-62	OT N
1/7/12	-- 21/23	L 52-61	A
2/19/13	2/2 --	W 54-50	H
2/26/14	-- 12/11	L 65-40	A
1/3/15	-- 3/3	L 89-80	2OT H
1/12/16	8/9 13/11	L 66-58	A
2/22/16	12/11 3	W 64-61	H
3/11/16	11 4	L 73-68	N
2/20/17	-- 18/19	W 54-48	OT A
2/13/18	-- 1/3	L 59-50	H
2/2/19	-- 3/3	L 56-46	A

VCU (3-1)

Home:	1-1	Away:	1-0
Neutral:	1-0	Under Coach L:	0-0
Since rebirth in 1985:	3-1		
2/22/88		W 96-93	A
1/9/89		L 87-77	H
2/9/91		W 73-58	H
11/16/07		W 69-63	N

VIRGINIA TECH (22-17)

Home:	11-5	Away:	7-9
Neutral:	4-3	Under Coach L:	12-7
Since rebirth in 1985:	22-17		
1/10/01		L 85-74	A
2/6/01		W 86-61	H
1/12/02	21/20 --	W 77-68	A
3/2/02	22/18 --	W 83-77	H
2/11/03		W 85-65	H
3/5/03		W 79-71	A
1/17/04		W 65-59	A
2/2/05		L 73-63	H
2/19/05		L 71-58	A
2/22/06		W 70-59	H
1/23/07	-- 24/23	L 92-85	H
2/24/07		L 73-57	A
2/9/08		W 74-71	A
3/14/08		L 63-49	N
1/25/09		L 88-83	OT H
3/12/09		L 65-47	N
1/13/10	23 --	L 81-66	A
1/31/10		W 82-75	H
3/12/10		W 70-65	N
1/30/11		L 72-68	A
2/9/12		W 65-49	H
1/30/13	14/15 --	W 73-64	A
2/27/13	5/7 --	W 76-58	H
12/8/13		L 61-60	OT H
2/15/14		L 52-45	A
3/12/14		W 57-53	N
2/18/15		W 76-52	H
3/7/15		W 82-61	A
3/11/15		W 59-49	N
2/17/16	11/10 --	W 65-49	H
3/5/16	7 --	L 77-62	A
3/10/16	11 --	W 88-82	N
2/8/17	--	W 74-68	H
2/27/17	25/25 --	L 66-61	A
2/3/18		W 84-75	A
3/3/18		W 69-68	H
1/30/19	-- 12/11	L 82-70	H

3/8/19	-- 15/16	L 84-70	A
3/13/19	-- 16/15	L 71-56	N
VOLKS A.C. (0-1)			
Home:	1-0	Away:	0-0
Neutral:	0-0	Under Coach L:	0-0
Since rebirth in 1985:	0-0		
2/10/28		L 42-26	H

WAGNER (0-1)

Home:	0-1	Away:	0-0
Neutral:	0-0	Under Coach L:	0-0
Since rebirth in 1985:	0-1		
12/29/93		L 57-55	H

WAKE FOREST (11-12)

Home:	8-2	Away:	1-10
Neutral:	2-0	Under Coach L:	6-4
Since rebirth in 1985:	11-11		
2/5/40		L 46-17	A
1/28/91		L 72-66	A
1/29/05	-- 5/5	L 94-82	A
2/15/05	-- 5/5	L 68-63	H
1/31/06		W 78-69	H
1/6/07		L 59-58	H
2/17/07		L 74-69	A
1/29/08		L 70-68	A
2/4/09	-- 7/6	W 79-52	H
1/9/10		W 67-66	H
2/2/10		L 62-53	A
3/11/10		W 83-62	N
2/9/11		W 74-73	A
2/18/12		W 74-56	H
2/23/13	2/2 --	L 80-65	A
3/8/14		W 69-56	H
2/11/15		L 72-70	A
1/23/16	15/14 --	W 77-63	H
1/18/17		L 96-79	A
2/7/18	25/25 --	W 87-81	H
1/12/19		W 76-65	H
2/26/19		L 76-75	A
3/12/19		W 79-71	N

WASHINGTON (0-3)

Home:	0-0	Away:	0-3
Neutral:	0-0	Under Coach L:	0-0
Since rebirth in 1985:	0-1		
12/1/67		L 96-54	A
12/2/67		L 81-80	A
1/15/90		L 83-67	A

WASHINGTON & LEE (1-0)

Home:	0-0	Away:	0-0
Neutral:	1-0	Under Coach L:	0-0
Since rebirth in 1985:	0-0		
12/18/54		W 80-75	N

WEST VIRGINIA (7-8)

Home:	5-3	Away:	2-5
Neutral:	0-0	Under Coach L:	0-1
Since rebirth in 1985:	7-7		
12/30/55		L 83-78	H
1/5/91		L 71-67	A
2/6/96		W 68-65	H
2/17/96		L 72-69	A
3/1/97		L 82-54	H
1/10/98	-- 25/21	L 98-84	A
2/28/98	-- 19/19	W 70-66	H
1/16/99		W 64-55	A

1/5/00		W 66-58	H
2/22/00		W 68-50	A
2/28/01		W 73-66	H
1/7/03		L 68-63	A
3/6/04		L 58-53	H
12/4/10		W 79-76	H
12/10/11		L 77-66	A

WESTERN CAROLINA (1-0)

Home:	1-0	Away:	0-0
Neutral:	0-0	Under Coach L:	1-0
Since rebirth in 1985:	1-0		
11/11/16		W 92-43	H

WESTERN KENTUCKY (1-13)

Home:	1-8	Away:	0-4
Neutral:	0-1	Under Coach L:	0-0
Since rebirth in 1985:	0-0		
3/8/47		L 55-46	A
1/21/49		L 78-45	H
1/22/49		L 63-47	H
1/27/50		L 65-61	H
1/28/50		L 78-61	H
2/15/50		L 79-57	A
2/16/50		L 83-47	A
1/16/51		L 89-47	A
1/26/51		L 68-64	H
1/25/52		L 102-74	H
1/22/53		L 98-56	H
1/31/59		W 109-95	H
3/8/60	8 --	L 107-84	N
12/28/66	-- 17	L 94-89	H

WICHITA STATE (2-0)

Home:	0-0	Away:	0-0
Neutral:	2-0	Under Coach L:	1-0
Since rebirth in 1985:	2-0		
12/30/88		W 81-59	N
3/19/16	10/11 --	W 65-57	N

WILLIAM & MARY (1-0)

Home:	1-0	Away:	0-0
Neutral:	0-0	Under Coach L:	0-0
Since rebirth in 1985:	0-0		
2/2/66		W 88-66	H

WINTHROP (2-2)

Home:	2-1	Away:	0-0
Neutral:	0-1	Under Coach L:	0-0
Since rebirth in 1985:	2-2		
12/14/86		L 63-55	H
1/9/88		W 62-60	H
12/16/96		W 81-56	H
12/29/07	19/19 --	L 76-70	N

WISCONSIN (0-2)

Home:	0-1	Away:	0-1
Neutral:	0-0	Under Coach L:	0-0
Since rebirth in 1985:	0-2		
12/7/85		L 88-66	A
12/8/86		L 65-54	H



ALL-TIME SERIES RESULTS

DATE / UM RANK / OPPONENT RANK / RESULT / LOCATION

WISCONSIN-GREEN BAY (2-2)

Home: 0-2 Away: 1-0

Neutral: 1-0 Under Coach L: 0-1

Since rebirth in 1985: 2-2

12/9/85	W 67-63	A
1/3/87	L 62-45	H
11/15/05	W 80-54	N
12/6/14 15/15 --	L 68-55	H

WOFFORD (3-0)

Home: 2-0 Away: 0-0

Neutral: 1-0 Under Coach L: 1-0

Since rebirth in 1985: 3-0

11/20/04	W 67-64	H
12/10/05	W 71-40	H
12/3/16	W 74-57	N

XAVIER (2-1)

Home: 2-0 Away: 0-0

Neutral: 0-1 Under Coach L: 0-0

Since rebirth in 1985: 0-1

2/2/56	W 77-75	H
12/29/59	W 87-69	H
11/27/04	L 83-70	OT N

YALE (4-3)

Home: 2-2 Away: 0-0

Neutral: 2-1 Under Coach L: 0-1

Since rebirth in 1985: 1-1

12/29/50	L 78-62	H
12/27/51	L 70-68	H
12/27/55	W 92-90	H
12/28/64	W 86-71	H
12/20/68	W 77-71	N
12/29/86	W 78-75	OT N
12/1/18	L 77-73	N

YMHA (2-0)

Home: 2-0 Away: 0-0

Neutral: 0-0 Under Coach L: 0-0

Since rebirth in 1985: 0-0

1940-41	W 48-39	H
12/15/48	W 61-46	H

YEAR-BY-YEAR RESULTS

[] MIAMI RANK

#OPPONENT RANK

1926-27

Record: 7-1

Art Webb, Head Coach

1/8	Rollins	W	45-20
	YMCA	W	55-11
	St. Petersburg	W	45-23
	Havana	L	23-28
	Oglethorpe	W	49-26
	Stetson	W	38-18
	Florida Southern	W	54-24
	Florida	W	39-20
Season Totals:			348-170

1927-28

Record: 8-4

Art Webb, Head Coach

1/14	Rollins	W	52-15
1/20	Stetson	W	33-25
1/23	at Rollins	L	21-32
1/24	at Stetson	L	26-32
1/25	at Florida Southern	L	26-40
2/3	Havana	W	38-14
2/10	Volks AC	L	26-42
2/15	at Florida	W	40-39
2/16	at Sebring AC	W	36-23
2/18	Florida Southern	W	38-18
2/21	Mia Beach Canoe Club	W	52-21
2/23	Mia Beach Canoe Club	W	18-9
Season Totals:			406-310

1928-29

Record: 13-6

Tom McCann, Head Coach

	Rollins	W	34-15
	Havana	L	22-26
	Ponce de Leon	L	11-12
	Miami Beach	W	66-18
	Stetson	W	35-13
	Agoga	W	49-19
	at Rollins	W	34-13
	at Florida Southern	L	15-39
	at Stetson	L	13-20
	Church League All-Stars	W	68-23
	Turner's Sports Shop	W	43-17
	Turner's Sports Shop	W	36-17
	Florida Southern	W	36-29
	Junior C. of C.	W	25-24
	Agoga	W	63-33

	Junior C. of C.	L	23-28
	Redland	W	42-11
	City Hall	W	28-20
	Turner's Sports Shop	L	27-36
Season Totals:			670-419

1929-30

UM did not have a team

1930-31

Record: 3-7

Art Webb, Head Coach

	Turner's Sports Shop	L	24-33
	Rollins	L	22-32
	Rollins	W	41-39
	Florida Southern	W	27-24
	Stetson	L	16-36
	at Sebring Fireman	W	38-35
	at Stetson	L	15-37
	at Florida Southern	L	21-40
	at Rollins	L	26-29
	at Rollins	L	22-26
Season Totals:			252-331

1931-32

Record: 17-1

Tom McCann, Head Coach

Won South Florida AAU title

1932-38

UM did not have a team

1938-39

Record: 4-6

Hart Morris, Head Coach

	Havana	W	38-34
	Havana	W	46-40
	Rollins	W	48-29
	Rollins	L	45-49
	at Rollins	W	52-39
	at Rollins	L	28-42
	at Mercer	L	37-56
	at Georgia	L	19-41
	Jewish Progressive AA, Atlanta	L	24-39
	at Albany Ga. Blues	L	35-53
Season Totals:			372-422



YEAR-BY-YEAR RESULTS

[] MIAMI RANK

#OPPONENT RANK

1939-40

Record: 8-12

Hart Morris, Head Coach

	Stetson	L	29-33
	Stetson	L	27-39
	Rollins	L	50-51
	Rollins	L	25-38
	at NC State	L	35-46
2/5	at Wake Forest	L	17-46
	at Elon	L	30-58
2/8	at Florida	L	23-36
2/9	at Florida	L	26-53
	at Tampa	W	39-31
	at Florida Southern	W	43-42
	at Rollins	L	49-56
	at Rollins	W	50-49
	at Stetson	L	43-48
	at Stetson	L	37-46
	at Florida Southern	W	37-30
	Eastern Air Lines	W	30-25
	Boynton %	W	41-29
	Pi Chi %	W	42-29
	Freshmen %	W	43-39

Season Totals: 716-824

% Gold Ball Tournament

1940-41

Record: 10-6

Hart Morris, Head Coach

	Stetson	L	29-46
	Stetson	L	41-51
	YMHA	W	48-39
	Rollins	W	55-29
	Rollins	W	57-41
	at Florida Southern	W	57-43
	at Rollins	W	44-35
	at Stetson	L	40-45
	at Stetson	W	40-35
	Florida Southern	W	41-33
	Florida Southern	L	38-50
2/21	Florida	L	35-48
2/22	Florida	L	50-62
	Pi Chi %	W	45-27
	Shenandoah Presbyterian %	W	50-36
	Freshmen %	W	37-34

Season Totals: 707-654

% Gold Ball Tournament

1941-42

Record: 9-7

Hart Morris, Head Coach

	Marshall	L	33-37
	Jacksonville Navy	W	44-18
	Florida Southern	W	41-21
	Florida Southern	W	41-25
	Alumni	W	52-32
2/5	at Florida	L	31-47
2/6	at Florida	L	34-37
	at Florida Southern	W	41-34
	at Florida Southern	W	38-32
	at Stetson	L	42-47
	at Stetson	L	34-42
	Tampa	W	38-34
	Tampa	W	52-38
	at Jacksonville Navy	L	25-46
	at Jacksonville Navy	L	37-44
	Stetson	L	37-44
	Stetson	W	46-36

Season Totals: 628-570

1942-45

UM did not have a team

1945-46

Record: 8-5

W.H. Steers, Head Coach

1/11	Coast Guard	W	46-45
1/16	Navy Rec. Barracks	L	43-46
1/17	7th Navy District	L	19-53
1/25	Boca Raton AAF	L	40-55
1/26	Coast Guard	W	54-45
2/4	Ft. Lauderdale NAS	L	31-32
2/5	Boca Raton AAF	L	41-48
2/9	Caribbean A.S.	W	46-41
2/11	Florida Southern	W	45-40
2/12	Florida Southern	W	53-47
2/18	at Tampa	W	44-23
2/19	at McDill Field	W	54-50
2/20	at Florida Southern	W	46-43

Season Totals: 560-568

1946-47

Record: 20-7

Hart Morris, Head Coach

12/13	Florida Southern	W	38-25
12/14	Florida Southern	L	25-41
12/20	Florida	W	36-33
12/21	Florida	W	39-35
1/3	at Florida	L	28-42

YEAR-BY-YEAR RESULTS

[] MIAMI RANK

#OPPONENT RANK

1/4	at Florida	L	28-61
1/10	Tampa	W	53-27
1/11	Tampa	W	52-34
1/17	at Miami (Ohio)	L	44-60
1/18	at Morehead State	W	61-56
1/22	Tulane	L	39-60
1/24	Stetson	L	46-53
1/25	Stetson	W	74-50
1/29	at Boca Raton AAF	W	61-43
1/31	at Tampa	W	53-25
2/1	at Tampa	W	82-36
2/6	Cincinnati	W	57-54
2/7	at Florida Southern	W	55-43
2/8	at Florida Southern >	W	61-43
2/14	Pensacola NAS	W	69-50
2/15	Pensacola NAS	W	64-36
2/21	at Stetson	W	54-41
2/22	at Stetson	W	44-38
2/28	Banana River AF	W	68-48
3/6	City Coll. of Charleston	W	56-52
3/7	Tennessee Tech	W	55-51
3/8	Western Kentucky	L	46-55
Season Totals:			1400-1192
> 100th program victory			

1947-48

Record: 11-7

Hart Morris, Head Coach

12/12	Tampa	L	35-47
12/13	Tampa	W	58-46
12/19	Florida	W	67-50
12/20	Florida	L	55-58
12/26	Pittsburgh	W	43-40
1/2	Pennsylvania	L	46-53
1/16	at Stetson	L	46-49
1/17	at Stetson	W	59-39
1/31	at McDill Field	W	67-38
2/3	at Tampa	W	60-55
2/4	at Tampa	W	86-67
2/6	at Florida Southern	L	50-59
2/7	at Florida Southern	W	52-43
2/14	Stetson	L	36-41
2/20	at Florida	L	50-72
2/21	at Florida	W	52-49
2/27	Florida Southern	W	76-44
2/28	Florida Southern	W	59-42
Season Totals:			997-902

1948-49

Record: 19-8

Hart Morris, Head Coach

1948	Checker Cab	W	73-33
12/14	Muffets	W	69-51
12/15	YMHA	W	61-46
12/17	South Carolina	W	59-40
12/18	South Carolina	W	65-64
12/21	Pittsburgh	W	58-52
12/22	Pittsburgh	L	48-80
12/28	Princeton	W	37-35
12/29	Princeton	L 2OT	55-62
1/7	Havana	W	73-57
1/8	Havana	W	66-53
1/14	Florida	W	75-65
1/15	Florida	W	44-42
1/21	Western Kentucky	L	45-78
1/22	Western Kentucky	L	47-63
1/28	Maryland	L	42-43
1/29	Maryland	W	58-48
2/5	Stetson	W	53-42
2/8	at Florida Southern	W	68-47
2/9	at Florida Southern	W	68-57
2/11	at Stetson	W	81-46
2/12	at Stetson	W	70-58
2/19	Tampa	W	74-57
2/22	at Florida	L	56-90
2/23	at Florida	W	60-50
2/25	at Tampa	L	58-81
3/7	vs. Eastern Illinois \$	L	73-89
Season Totals:			1633-1515
\$ NAIB Tournament (Kansas City, Mo.)			

1949-50

Record: 14-9

Hart Morris, Head Coach

12/7	Muffets	W	78-37
12/10	Florida	L	53-60
12/14	South Carolina	W	64-54
12/15	South Carolina	W	57-56
12/21	Mississippi	W	82-67
12/22	Mississippi	W	55-43
12/29	Pennsylvania	W	64-62
12/30	Pennsylvania	W	53-51
1/6	Tampa	W	76-61
1/7	Stetson	W	65-58
1/13	North Carolina	L	53-55
1/14	North Carolina	L	51-66
1/20	Florida Southern	W	69-59
1/21	Florida Southern	W	59-49
1/27	Western Kentucky	L	61-65



YEAR-BY-YEAR RESULTS

[] MIAMI RANK #OPPONENT RANK

1/28	Western Kentucky	L	61-78
2/6	at Tampa	L	55-67
2/8	at Stetson	W	88-61
2/9	at Stetson >	W	82-63
2/11	Rollins	W	70-54
2/15	at Western Kentucky	L	57-79
2/16	at Western Kentucky	L	47-83
2/18	at Florida	L	46-66
Season Totals:			1446-1393
> 150th program victory			

1950-51

Record: 10-12

Hart Morris, Head Coach

12/7	at Rollins	L	58-59
12/9	at Florida Southern	W	64-61
12/11	LSU	W	68-62
12/15	Teachers Coll. of CT	W	60-48
12/19	Florida State	W	80-61
12/27	Dartmouth	W	61-52
12/29	Yale University	L	62-78
1/5	Louisville	L	60-73
1/10	Rollins	W	79-54
1/12	Tampa	L OT	75-77
1/16	at Western Kentucky	L	47-89
1/18	at Pittsburgh	L	56-81
1/20	at St. Joseph's (Pa.)	L	47-58
1/24	Stetson	W	82-55
1/26	Western Kentucky	L	64-68
2/2	Florida	L	71-78
2/5	La Salle	L	84-95
2/6	La Salle	W OT	77-75
2/9	Florida Southern	W	79-65
2/13	at Florida	L	61-71
2/14	at Stetson	W	78-66
2/24	at Tampa	L	74-94
Season Totals:			1487-1520

1951-52

Record: 14-8

Hart Morris, Head Coach

	Boca Chica	W	90-53
	Key West Navy	W	85-55
12/12	Culver-Stockton	W	68-54
12/15	at Rollins	L	63-78
12/17	at Florida	L	65-69
11/30	Nebraska	W	70-60
12/27	Yale	L	68-70
12/29	Pennsylvania	L	64-89
1/4	Furman	L	53-55
1/9	Florida Southern	W	106-43

1/11	Florida State	W	93-56
1/14	Stetson	W	88-57
1/18	Tampa	W	87-61
1/25	Western Kentucky	L	74-102
2/1	Bowling Green	L	67-78
2/7	at Florida Southern	W	58-41
2/9	at Stetson	W	80-74
2/11	at Florida State	W	76-63
2/15	Rollins	W	98-61
2/18	Florida	W	76-68
2/23	at Tampa	W	87-78
2/28	vs. Florida State \$	L	70-73
Season Totals:			1633-1515
\$ NAIB District Tournament (DeLand, Fla.)			

1952-53

Record: 8-12

Dave Wike, Head Coach

12/1	Florida Southern	W	83-60
12/3	Miami Beach All-Stars	W	70-45
12/10	at Loyola (N.O.)	L	54-71
12/11	at LSU	L	58-86
12/16	Florida	W	75-73
12/18	Columbia	L	59-65
12/22	Texas Tech	W	79-64
12/29	Louisville	L	74-84
1/3	Georgia Tech	W	82-60
1/9	Florida State	W	93-65
1/12	Stetson	W	71-70
1/16	Tampa	L	65-72
1/22	Western Kentucky	L	56-98
1/30	Murray State	L	65-69
2/2	at Florida	L	56-78
2/4	at Stetson	L	77-80
2/5	at Rollins	W	68-60
2/12	Rollins	W	95-69
2/21	at Tampa	L	84-86
2/23	at Florida State	L	75-81
2/24	at Eglin Field	L	64-66
Season Totals:			1433-1457

1953-54

Record: 5-10

Dave Wike, Head Coach

12/12	Florida	W	85-75
12/19	Rio Grande	L	88-98
12/21	Ohio State	L	81-106
12/28	Pennsylvania	L	54-67
1/4	Brandeis	L	48-68
1/9	Florida State	W	78-61
1/15	at Florida	L	52-75

YEAR-BY-YEAR RESULTS

[] MIAMI RANK

#OPPONENT RANK

1/18	Stetson	L	63-85
2/1	Maryland	L	57-63
2/4	at Rollins	L	71-85
2/5	at Florida State	L	69-76
2/11	at Stetson	L	56-108
2/12	at Tampa	W	69-65
2/13	at Fla. Southern	W 2OT	77-70
2/22	Tampa	W	67-59
Season Totals:			1015-1161

1954-55

Record: 9-11

Bruce Hale, Head Coach

12/13	Florida Southern	W	58-44
12/16	Florida	L	61-70
12/17	vs. Tennessee %	L	80-89
12/18	vs. Washington & Lee %	W	80-75
12/20	at Florida State	L	66-71
12/29	New York University	L	67-74
1/3	Furman	L	74-91
1/8	Rollins	W	93-76
1/10	Miami (Ohio)	L	73-75
1/13	at Florida	L	68-80
1/17	Tampa	W	103-76
1/24	Georgetown	W	84-81
2/5	South Carolina	L	77-83
2/9	Pittsburgh	L	72-78
2/12	at Rollins	W	77-69
2/14	at Stetson	L	85-89
2/16	at Florida Southern	W	73-71
2/17	at Tampa	W	105-89
2/22	Stetson	W	79-77
2/25	Florida State	L	80-86
Season Totals:			1642-1619
% Blue Gray Tournament (Montgomery, Ala.)			

1955-56

Record: 14-12

Bruce Hale, Head Coach

12/3	Florida Southern	W	92-80
12/6	Tampa >	W	96-59
12/10	at Southern Miss	L	61-63
12/12	at Loyola (N.O.)	W	83-82
12/14	at Spring Hill College	L	71-79
12/19	Florida	L	69-74
12/22	Bradley	W	80-73
12/27	Yale	W	92-90
12/29	vs. Tulane +	W	86-75
12/30	vs. West Virginia +	L	78-83
1/4	vs. Memphis State %	L	71-79
1/5	vs. Clemson^	L	96-98

1/7	at Florida State	L	76-78
1/9	Mississippi College	W	89-84
1/13	at Florida	L	85-87
1/16	Stetson	W	85-79
1/21	Rollins	W	86-72
1/25	Houston	L	77-95
1/31	Kentucky Wesleyan	L	82-86
2/2	Xavier	W	77-75
2/8	at Stetson	L	84-91
2/9	at Rollins	W	89-82
2/10	at Florida Southern	W	91-90
2/11	at Tampa	W	94-74
2/20	Morehead State	L	89-102
2/25	Florida State	W	91-85
Season Totals:			2170-2115

+ Orange Bowl Classic (Miami, Fla.)

% Senior Bowl Classic (Mobile, Ala.)

> 200th program victory

1956-57

Record: 13-13

Bruce Hale, Head Coach

12/1	Florida Southern	W	84-69
12/3	Kentucky	L	75-114
12/5	at Dayton	L	48-87
12/6	at Toledo	W	68-67
12/8	at Akron	L	80-106
12/11	Tampa	W	97-84
12/15	Florida	L	65-89
12/19	Texas A&M	W	86-80
12/22	Houston	W	67-63
12/27	vs. Connecticut +	L	70-74
12/28	vs. Valparaiso +	L	76-81
12/29	vs. Seton Hall +	L	80-92
1/3	Colorado	L	66-73
1/7	Stetson	W	89-81
1/10	at Florida	L	63-98
1/12	at Florida State	W	85-77
1/19	Rollins	W	63-51
1/24	Kentucky Wesleyan	W	100-95
1/31	Louisville	L	60-89
2/2	Spring Hill	L	75-84
2/6	at Stetson	L	93-95
2/7	at Rollins	W	93-86
2/8	at Florida Southern	L	85-95
2/9	at Tampa	W	78-77
2/26	Southern Miss	W	85-78
2/23	Florida State	W	98-82
Season Totals:			2029-2167
+ Orange Bowl Classic			



YEAR-BY-YEAR RESULTS

[] MIAMI RANK

#OPPONENT RANK

1957-58

Record: 14-8

Bruce Hale, Head Coach

12/2 Jacksonville	W	89-87
12/5 Tampa	W	69-67
12/10 Loyola (N.O.)	L	62-76
12/11 at LSU	W	73-65
12/13 vs. Mississippi State %	L	64-66
12/14 vs. Texas Christian %	L	59-82
12/16 at Kentucky Wesleyan	W	96-78
12/21 Florida	L	64-73
1/8 Stetson	W	103-80
1/13 Rollins	W	90-71
1/16 at Florida	L	70-75
1/17 Jacksonville	L	72-86
1/18 at Florida State	L	70-71
1/25 Loyola (N.O.)	W	89-82
1/30 at Rollins	L	68-72
1/31 at Tampa	W	90-84
2/5 at Florida Southern	W	84-69
2/8 Army	W	92-82
2/10 Oklahoma City	W	83-66
2/15 at Stetson	W	92-85
2/17 Florida Southern	W	76-58
2/22 Florida State	W	86-66
Season Totals:		1741-1652
% Montgomery Classic (Montgomery, Ala.)		

1958-59

Record: 18-7

Bruce Hale, Head Coach

12/3 Rollins	W	104-87
12/5 Tampa	W	113-71
12/8 Florida Southern	W	107-80
12/12 vs. Pittsburgh %	L	65-69
12/13 vs. Clemson %	L	61-66
12/17 Florida	W	92-82
12/19 Florida State	W	85-79
12/20 vs. The Citadel ^	L	77-93
12/29 vs. Tulane !	W	94-72
12/30 vs. Miami (Ohio) !	L OT	87-89
1/8 Toronto	W	97-55
1/15 at Florida	L	70-85
1/16 at Jacksonville	W	64-62
1/17 at Florida State	L	69-93
1/26 Kentucky Wesleyan	W	69-64
1/31 Western Kentucky	W	109-95
2/2 at Florida Southern >	W	79-76
2/3 at Tampa	W	86-84
2/5 at Stetson	L	97-110
2/6 at Rollins	W	84-81

2/14 Jacksonville	W	95-93
2/16 Loyola (N.O.)	W	93-84
2/19 Stetson	W	99-81
2/23 Morehead State	W	102-85
2/28 Florida State	W	92-85
Season Totals:		2190-2029
% Steel Bowl Classic (Pittsburgh, Pa.)		
^ The Citadel Invitational (Charleston, S.C.)		
! Hurricane Classic		
> 250th program victory		

1959-60

Record: 23-4

NCAA Tournament

Bruce Hale, Head Coach

12/1 Rollins	W	110-86
12/3 Jacksonville	W	106-98
12/5 Tampa	W	98-65
12/9 at Houston	W	72-63
12/10 at Centenary	L	77-84
12/12 at Loyola (N.O.)	W	86-70
12/14 Murray State	W	92-80
12/19 Florida	W	79-77
12/21 at Miami (Ohio)	W	83-78
12/28 vs. Brigham Young !	W	110-93
12/29 vs. Xavier !	W	87-69
1/2 [15] South Carolina	W OT	107-106
1/7 [14] at Iona	W	69-67
1/13 [15] at Jacksonville	W OT	78-70
1/14 [15] at Florida	W	70-65
1/16 [15] at Florida State	W	93-91
1/23 [11] Houston	L	79-88
1/29 [11] Oklahoma City	W	97-84
2/2 [11] at Rollins	W	90-79
2/3 [11] at Tampa	W	74-73
2/4 [11] at Stetson	W	94-86
2/6 [11] at Florida Southern	W	88-71
2/11 [10] Stetson	L	72-73
2/18 [10] Florida Southern	W	121-85
2/22 [10] Kentucky Wesleyan	W	104-95
2/27 [9] Florida State	W	107-89
3/8 [8] vs. Western Kentucky \$	L	84-107
Season Totals:		2427-2192
! Hurricane Classic		
\$ NCAA Tournament (Lexington, Ky.)		

YEAR-BY-YEAR RESULTS

[] MIAMI RANK

#OPPONENT RANK

1960-61

Record: 20-7

NIT

Bruce Hale, Head Coach

12/1	at Rollins	W	80-62
12/3	Tampa	W	93-64
12/6	at Santa Clara	L	65-66
12/8	at San Francisco	W	68-56
12/10	at Brigham Young	L	80-112
12/15	Florida Southern	W	87-54
12/17	Florida	W	93-74
12/28	vs. Army !	W	82-75
12/29	vs. Holy Cross !	W	77-71
1/4	Miami (Ohio)	W2OT	102-100
1/7	at La Salle	L	74-88
1/11	at Florida	L	73-81
1/13	at Jacksonville	W OT	93-84
1/14	at Florida State	L	78-89
1/21	Houston	W	89-78
1/26	Centenary	W	86-74
1/30	#7 Louisville	W	71-69
2/1	Rollins	W	103-75
2/3	at Stetson	L	91-84
2/4	at Florida Southern	W	92-80
2/11	Loyola (N.O.)	W	65-61
2/15	Stetson	W	91-84
2/18	at Tampa	W	108-99
2/20	Jacksonville	W	96-80
2/23	Morehead State	W	85-70
2/25	Florida State >	W	75-73
3/16	vs. St. Louis \$	L	56-58
Season Totals:			2230-2036

! Hurricane Classic

\$ National Invitational Tournament (New York, N.Y.)

> 300th program victory

1961-62

Record: 14-12

Bruce Hale, Head Coach

12/2	Jacksonville	W	93-80
12/4	at Morehead State	L	81-107
12/6	at Louisville	L	59-77
12/8	at Murray State	W	69-67
12/14	Florida Southern	W	96-67
12/16	Florida	W	66-61
12/28	vs. Miami (Ohio) !	W	83-73
12/29	vs. Temple !	L	67-85
1/3	Rhode Island	W	80-70
1/6	Oklahoma City	L OT	113-118
1/10	at Jacksonville	W	90-89
1/11	at Florida	L	62-74

1/13	at Florida State	L	60-65
1/22	Maryland	L	68-71
1/25	La Salle	L	61-73
1/30	at Tampa	L	95-113
1/31	at Rollins	W	89-67
2/2	at Stetson	W	79-70
2/3	at Florida Southern	W	82-73
2/8	Houston	L	69-80
2/10	Loyola (N.O.)	L	70-113
2/13	Stetson	W	86-78
2/17	Tampa	W	96-81
2/19	Rollins	W	92-54
2/22	Tulsa	W	83-66
2/24	Florida State	L	80-83
Season Totals:			2069-2045

! Hurricane Classic

1962-63

Record: 23-5

NIT

Bruce Hale, Head Coach

11/30	Florida	W OT	91-87
12/4	at Boston College	W	72-69
12/6	at Rhode Island	W	88-80
12/8	at Providence	W	82-75
12/13	Florida Southern	W	116-93
12/21	#2 Duke	W	71-69
12/27	vs. Cornell !	W	94-85
12/28	vs. Pittsburgh !	W	86-85
1/3	[/15] at St. John's	W	67-59
1/4	[/15] at La Salle	L	76-78
1/9	at Jacksonville	W	103-91
1/10	at Florida	W	86-77
1/12	at Florida State	L OT	74-77
1/19	St. Peter's	W	99-75
1/24	Houston	W	71-70
1/29	at Tampa	W	78-76
1/30	[/18] at Rollins	W	120-72
2/1	[/18] at Stetson	L	64-66
2/2	[/18] at Florida Southern	W	99-83
2/5	[18] Jacksonville	W	112-105
2/9	Louisville	W	112-84
2/12	Rollins	W	114-75
2/16	Loyola (N.O.)	L	77-84
2/18	Tampa	W	112-81
2/23	Florida State	W	99-70
2/26	Stetson	W	75-60
3/16	vs. St. Francis (N.Y.) \$	W	71-70
3/19	vs. Providence \$	L	96-106
Season Totals:			2505-2212
! Hurricane Classic			
\$ National Invitational Tournament (New York, N.Y.)			



YEAR-BY-YEAR RESULTS

[] MIAMI RANK

#OPPONENT RANK

1963-64

Record: 20-7

NIT

Bruce Hale, Head Coach

12/3	Tampa	W	101-95
12/7	Florida	W	95-79
12/10	at Santa Clara	L	77-86
12/12	at St. Mary's (CA)	W	101-86
12/14	at Nevada	W OT	81-78
12/17	San Francisco	W	95-83
12/19	Rollins	W	108-90
12/27	vs. Army !	W	79-71
12/28	vs. Syracuse !	L OT	85-86
1/4	Rhode Island	W	105-88
1/8	Jacksonville	W	97-92
1/9	at Florida	L	91-114
1/11	at Florida State	L	78-80
1/18	Memphis State	W	78-69
1/23	La Salle	W	121-99
1/28	at Rollins	W	127-85
1/29	at Tampa >	W	134-104
1/31	at Stetson	W	81-75
2/1	at Florida Southern	W	85-78
2/4	Jacksonville	W	117-92
2/10	Creighton	L	94-124
2/13	at Houston	L	83-93
2/15	at Loyola (N.O.)	W OT	97-90
2/18	Florida Southern	W	120-79
2/22	Stetson	W	87-70
2/29	Florida State	W	82-80
3/12	vs. St. Joseph's (Pa.) \$	L	76-86
Season Totals:			2575-2352
! Hurricane Classic			
\$ National Invitational Tournament (N.Y.)			
> 350th program victory			

1964-65

Record: 22-4

Bruce Hale, Head Coach

12/1	at Tampa	W	136-119
12/4	vs. Duquesne %	W	99-95
12/5	vs. Pittsburgh %	W	85-71
12/8	at La Salle	L	86-90
12/10	at Niagra	W	74-67
12/12	#10/13 St. John's	L	77-79
12/15	St. Mary's (CA)	W	89-77
12/19	Florida	W	67-58
12/28	vs. Yale !	W	86-71
12/29	vs. Maryland !	W	80-73
1/7	at Jacksonville	W	86-82

1/9	at Florida State	L	66-67
1/13	Florida Southern	W	124-93
1/16	Jacksonville	W	127-99
1/21	[t-19] at Florida	L	69-86
1/23	[t-19] at Rollins	W	128-92
1/30	Oklahoma City	W	115-92
2/2	#20Miami (Ohio)	W	100-85
2/4	at Stetson	W	86-84
2/5	at Florida Southern	W	94-82
2/9	Tampa	W	141-110
2/13	Loyola (N.O.)	W	115-86
2/16	Stetson	W	95-84
2/20	[t-19] Houston	W	103-91
2/23	[17] Rollins	W	148-79
3/1	[17] Florida State	W	82-75
Season Totals:			2558-2190

% Steel Bowl (Pittsburgh, Pa.)

! Hurricane Classic

1965-66

Record: 15-11

Bruce Hale, Head Coach

12/1	Tampa	W	120-91
12/4	Florida	L	66-77
12/7	at Santa Clara	L	74-78
12/9	at #11 San Francisco	L	89-105
12/11	at Nevada	L	79-89
12/18	Ohio University	W	105-100
12/27	vs. Boston !	W	81-60
12/28	vs. Louisville !	L OT	84-85
1/3	Utah University	W	88-87
1/7	at Florida State	L	62-78
1/8	at Jacksonville	L	69-71
1/12	at Florida	L	66-111
1/15	Florida Southern	W	89-66
1/27	at Stetson	W	89-78
1/28	at Florida Southern	W	101-80
1/29	at Tampa	W	83-71
2/2	William & Mary	W	88-66
2/5	Creighton	W	91-81
2/10	Virginia	W	80-75
2/12	Jacksonville	W	117-104
2/15	at Memphis State	L	72-86
2/17	at Houston	L	96-111
2/19	at Loyola (N.O.)	L	76-89
2/24	Stetson	W	86-77
2/28	Florida State	W	112-90
3/5	La Salle	W	108-102
Season Totals:			2271-2208
! Hurricane Classic			

YEAR-BY-YEAR RESULTS

[] MIAMI RANK

#OPPONENT RANK

1966-67

Record: 15-11

Bruce Hale, Head Coach

12/1	at Tampa	W	72-63
12/3	Florida	L	88-113
12/7	at La Salle	L	82-99
12/8	at Mount St. Mary's	W	86-83
12/10	at Virginia	W	80-78
12/16	vs. Clemson %	L	64-73
12/17	vs. Auburn %	W	87-73
12/27	vs. Pennsylvania!	W	82-78
12/28	vs. #/17 Western Kentucky!	L	89-94
1/6	at Jacksonville >	W	75-70
1/7	at Florida State	L	60-61
1/10	Oklahoma City	W	111-109
1/14	Jacksonville	W	106-86
1/16	Tampa	W	97-86
1/19	Florida Southern	W	102-73
1/26	at Stetson	L	53-56
1/27	at Florida Southern	W	55-49
2/2	Memphis State	W	88-63
2/8	at Florida	L	57-73
2/11	Loyola (N.O.)	W	68-66
2/14	Stetson	W	95-84
2/18	#7/8 Houston	L	86-105
2/21	Dayton	L	79-80
2/25	at #/17 St. John's	L	70-97
2/27	at Georgia Tech	L	84-90
3/1	Florida State	W	110-90

Season Totals: 2126-2091

% Volunteer Classic (Knoxville, Tenn.)

! Hurricane Classic

> 400th program victory

1967-68

Record: 17-11

Ron Godfrey, Head Coach

12/1	at Washington	L	54-96
12/2	at Washington	L	80-81
12/4	at St. Mary's (CA)	W	77-70
12/6	at Hawaii	W	102-83
12/7	at Hawaii	L	76-110
12/12	Tampa	W	104-103
12/16	Eastern Kentucky	W	93-87
12/19	Brown	W	72-71
12/27	vs. Dartmouth !	W	100-81
12/28	vs. New York University !	W	102-91
1/2	La Salle	L	84-92
1/6	Pittsburgh	W	100-84
1/10	at Tampa	L	76-78

1/12	at Florida State	L	93-122
1/13	at Jacksonville	W	72-67
1/18	Jacksonville	W	76-75
1/26	at Stetson	W	72-67
1/27	at Florida Southern	W	94-76
1/30	Maryland	W	93-73
2/1	at Dayton	L	60-98
2/3	at Tulane	L	88-99
2/10	Florida A&M	W	108-98
2/13	at Memphis State	L	44-67
2/15	at #1 Houston	L	64-106
2/17	at Loyola (N.O.)	L	84-86
2/20	Stetson	W	88-71
2/24	Creighton	W	106-93
3/1	Florida State	W	96-84
Season Totals:			2368-2419

! Hurricane Classic

1968-69

Record: 14-10

Ron Godfrey, Head Coach

12/6	vs. Florida State +	L	84-111
12/7	vs. Florida +	L	62-111
12/11	at La Salle	L	71-96
12/13	at Alabama	L	72-85
12/20	vs. Yale %	W	77-71
12/21	vs. Maryland %	W	92-85
12/27	vs. Pittsburgh !	W	72-70
12/28	vs. Illinois !	L	76-86
1/4	Bucknell	W	89-84
1/6	at Tampa	L	61-62
1/10	at Florida State	L	81-86
1/11	at Jacksonville	W	94-87
1/16	Tulane	L	79-90
1/28	at Florida Southern	W	87-83
1/29	at Stetson	W	98-90
1/31	Hawaii	W	84-82
2/1	Morehead State	W OT	92-91
2/4	Stetson	L	83-87
2/8	Florida A&M	W	94-91
2/15	Loyola (N.O.)	W	89-80
2/18	Tampa	W	95-79
2/22	Miami (Ohio)	W	74-68
2/25	Jacksonville	W	95-86
3/1	Florida State	L OT	86-89

Season Totals: 1985-2048

+ Sunshine State Classic (Jacksonville, Fla.)

% Marshall Tournament (Huntington, W.Va.)

! Hurricane Classic



YEAR-BY-YEAR RESULTS

[] MIAMI RANK #OPPONENT RANK

1969-70

Record: 9-17

Ron Godfrey, Head Coach

12/1	Oregon State	L	81-86
12/3	Biscayne	W	62-60
12/5	vs. Pittsburgh %	W	85-67
12/6	vs. Duquesne %	L	88-94
12/12	at #2 UCLA	L	69-127
12/13	at Pepperdine	L OT	90-93
12/19	at St. Mary's (CA)	W	91-84
12/29	vs. Seton Hall !	L	69-76
12/30	vs. #5 Ohio University !	L	74-99
1/3	Bucknell	W	93-88
1/5	Rhode Island	W	105-95
1/9	at Florida State	L	63-114
1/10	at #7 Jacksonville	L	87-121
1/15	Centenary	W	94-78
1/23	at Florida Southern	W	103-92
1/24	at Stetson	L	88-116
1/29	at Tulane	L	90-105
1/31	at Loyola (N.O.)	L	84-98
2/7	Florida A&M	W	118-111
2/12	at Centenary	L	86-107
2/14	at #13 Houston	L	98-118
2/17	La Salle	W	103-96
2/21	Stetson	L	86-95
2/26	Oklahoma City	L	90-91
2/28	#9 Florida State	L	96-112
3/4	#6 Jacksonville	L	97-108

Season Totals:

2290-2521

% Steel Bowl (Pittsburgh, Pa.)

! Hurricane Classic

1970-71

Record: 7-19

Ron Godfrey, Head Coach

12/4	Lehigh >	W	74-67
12/9	at La Salle	L	77-97
12/11	at Dayton	L	77-91
12/18	vs. Nebraska %	L	58-85
12/19	vs. Oklahoma City %	L OT	91-94
12/22	Fordham	L	83-85
12/29	at Maryland	L	77-111
1/2	Oklahoma City	W	90-87
1/4	Seton Hall	W	89-81
1/8	at Florida State	L	106-114
1/9	at #7 Jacksonville	L	82-124
1/11	Lafayette	W	78-75
1/16	Tulane	W	74-71
1/22	at Oklahoma City	L	75-88
1/23	at Creighton	L	84-104

1/29	at Florida Southern	L OT	95-96
1/30	at Stetson	L	74-90
2/1	Morehead State	L	75-76
2/6	Loyola (N.O.)	L	88-107
2/8	Stetson	L	76-91
2/11	at George Washington	L	81-83
2/13	at American	L	82-93
2/20	Houston	L	93-99
2/23	Marshall	W	89-88
2/27	Florida State	W	100-94
3/2	#9 Jacksonville	L	75-94
Season Totals:			2143-2373

% Husker Classic (Lincoln, Neb.)
> 450th program victory

1985-86

Record: 14-14

Bill Foster, Head Coach

11/22	The Citadel	W	85-77
11/29	Georgia State %	W	82-72
11/30	Georgia %	W	81-78
12/7	at Wisconsin	L	66-88
12/9	at Wis.-Green Bay	W	67-63
12/17	Florida	L	64-81
12/18	Rider	W	81-58
12/21	at UCLA	L	64-109
12/27	Brown +	L	61-62
12/28	Manhattan +	W	79-61
1/2	Fairfield	L	47-56
1/4	Hofstra	W	70-63
1/7	at New Orleans	L	57-64
1/11	Towson State	W	71-66
1/18	Arizona	L OT	74-81
1/20	Florida State	W	83-75
1/23	Baptist	W	71-60
1/27	at Florida	L	53-75
1/31	at Brooklyn College ^	W	102-93
2/3	at Florida State	L	72-90
2/8	at Dayton	L	68-79
2/12	MD-Eastern Shore	W	77-55
2/15	New Orleans	L	75-85
2/19	at #2 Duke	L	82-104
2/22	#14 Notre Dame	L	73-126
2/26	American	W	73-64
3/3	Hartford	W	66-62
3/5	at Marquette	L	62-84
Season Totals:			2006-2131

% AMI Classic (Knight Center, Miami, Fla.)
+ Orange Bowl Tournament

^ West Palm Beach Auditorium

YEAR-BY-YEAR RESULTS

[] MIAMI RANK

#OPPONENT RANK

1986-87

Record: 15-16

Bill Foster, Head Coach

11/28 vs. UCF %	W	64-54
11/29 vs. Penn State %	L	61-74
12/6 at #1 North Carolina	L	77-122
12/8 Wisconsin	L	54-65
12/14 Winthrop	L	55-63
12/20 Dartmouth	L	86-88
12/22 Duke	L	67-74
12/29 vs. Yale !	W OT	78-75
12/30 vs. Stanford !	W	71-58
1/3 Wisconsin-Green Bay	L	45-62
1/5 St. Francis (Pa.)	L	82-85
1/8 vs. PR-Bayamon ^	W	74-54
1/9 vs. PR-Rio Piedras ^	W	111-64
1/10 vs. Radford ^	W	66-62
1/14 MD-Eastern Shore	W	88-66
1/17 at #20 Kansas	L	47-82
1/20 Providence	L	88-92
1/24 Marquette	W OT	91-89
1/29 at New Mexico	L	78-87
1/31 at San Diego State	W OT	83-82
2/4 Florida State	W	63-57
2/7 Navy	W	62-78
2/10 at Farleigh Dickinson @	L	70-73
2/14 Dayton	L	78-92
2/16 Armstrong State	W	97-47
2/18 FIU	W	102-81
2/21 at #18 Florida	L	60-99
2/26 at Florida State	L	84-108
2/28 Coppin State	W	115-76
3/5 #20 Notre Dame	L	49-65
3/7 Brooklyn College	W	83-64

Season Totals: 2332-2335

% AMI Classic (Miami, Fla.)

! Palm Beach Hurricane Classic

^ Puerto Rico Tournament

@ at Meadowlands (East Rutherford, N.J.)

1987-88

Record: 17-14

Bill Foster, Head Coach

11/27 vs. #9 Michigan ^	L	76-109
11/28 vs. Duquesne ^	W	84-73
11/29 vs. Alaska Anchorage ^	W	77-78
12/4 vs. Colgate %	W	96-68
12/5 vs. South Carolina %	L	63-76
12/17 St. Thomas	W	71-47
12/19 Texas	W	86-85
12/21 Alabama State	W	110-107

12/29 vs. American !	W	104-70
12/30 vs. #11 Purdue !	L	82-110
1/2 #18 Georgetown	L	78-82
1/4 Farleigh Dickinson	W	81-68
1/6 at #9 Duke	L	69-107
1/9 Winthrop	W	62-60
1/11 Md. Baltimore Co.	W	75-56
1/16 at Marquette	L	51-65
1/20 Coppin State	W	64-54
1/23 South Florida	W	80-75
1/27 at Providence	W	83-77
2/1 Marist @	W OT	79-76
2/4 Monmouth	L OT	62-64
2/6 San Diego State	L	49-56
2/9 at #8 Brigham Young	L	86-99
2/15 Florida	L	73-83
2/18 Marist	L	62-72
2/22 at VCU	W	96-93
2/27 DePaul	L	82-101
3/1 at South Florida >	W	92-71
3/5 UCF	W	100-80
3/8 at Dayton	L	89-90
3/12 FIU	W	92-76
Season Totals:		2006-2131

^ Great Alaska Shootout (Anchorage, Alaska)

% City of Miami Classic

! Eastern Airlines Palm Beach Classic

@ at Madison Square Garden (New York, N.Y.)

> 500th program victory

1988-89

Record: 19-12

Bill Foster, Head Coach

11/25 Maryland - Eastern Shore	W	108-80
11/28 Oral Roberts	W	108-103
12/1 UCLA	L	66-91
12/5 Bethune-Cookman	W	88-72
12/10 #1 Duke	L	102-117
12/16 Long Island	W	102-66
12/19 at Florida	L	81-101
12/23 St. Louis ^	L	71-86
12/24 Eastern Illinois ^	W	83-68
12/25 Old Dominion ^	W	77-76
12/28 Pennsylvania !	W	102-69
12/30 Wichita State !	W	81-59
1/3 at Rutgers	W OT	99-94
1/7 at #5 Georgetown	L	79-112
1/9 VCU	L	77-87
1/12 #12 Kansas	W	87-86
1/16 at Stanford	L	59-93
1/24 #20 Providence	L	91-106



YEAR-BY-YEAR RESULTS

[] MIAMI RANK

#OPPONENT RANK

1/28	Marquette	W	106-90
2/1	New Mexico	L	93-110
2/4	Brigham Young	W	107-86
2/6	South Florida	W2OT	106-104
2/8	Tennessee Tech	W	111-101
2/11	at DePaul	L	79-87
2/14	Florida Atlantic @	W	79-74
2/18	at South Florida	W	85-78
2/22	at Texas	L	104-123
2/25	at Oral Roberts	L	92-99
2/27	Davidson	W	90-78
3/2	Savannah State	W	107-98
3/6	FIU	W	89-82

Season Totals: 2809-2778

^ Chaminade Classic (Honolulu, Hawai'i)

! Eastern Airlines Palm Beach Classic

@ at West Palm Beach Auditorium

1989-90

Record: 13-15

Bill Foster, Head Coach

11/27	Maryland Baltimore Co.	W	91-74
12/1	Baptist	W	77-67
12/6	Dayton	W	87-82
12/16	Alabama State	L	81-98
12/19	at #20 Arizona	L	53-83
12/27	Lehigh !	L	59-83
12/29	Boston College !	L	60-69
1/1	at George Mason	W OT	101-91
1/6	at South Florida	L	77-93
1/10	#1 Kansas	L	73-100
1/12	Brooklyn College	W	94-61
1/15	at Washington	L	67-83
1/18	Florida State	W 2OT	101-97
1/20	Arizona State	L	58-62
1/27	at Notre Dame	L	60-107
1/31	at DePaul	L	48-76
2/3	Mercer	W	53-47
2/5	at #25 North Carolina	L	74-87
2/10	at Davidson	W	72-64
2/12	DePaul	L	49-66
2/15	Central Conn. State	W	62-40
2/17	at Florida State	L	73-92
2/19	Florida	W	62-59
2/21	at Providence	L	67-101
2/24	South Florida	W	81-73
2/27	Hartford	L	58-62
3/3	Tulane	W	93-60
3/6	FIU	W	83-55

Season Totals: 2014-2132

! Eastern Airlines Palm Beach Classic

1990-91

Record: 9-19

Leonard Hamilton, Head Coach

11/23	George Mason	L	91-97
11/27	at Penn State	L	67-93
12/1	at Southern Cal	L	71-92
12/5	at South Florida	L	71-79
12/14	#11 Georgia	L	60-78
12/17	Dartmouth	W	72-60
12/19	at SMU	L 2OT	88-93
12/27	Miami (Ohio) !	L 2OT	99-101
12/28	Mississippi State !	W	74-67
12/30	at Florida	L	60-62
1/3	at St. Joseph's (Pa.)	L	79-92
1/5	at West Virginia	L	67-71
1/9	Lehigh	W	99-67
1/12	Notre Dame	L	52-60
1/14	Lafayette	L	57-73
1/16	at Kansas	L	60-73
1/21	at Memphis State	L	72-80
1/25	Penn State	L	57-69
1/28	at Wake Forest	L	66-72
1/31	Northeastern	W	79-63
2/2	Davidson	W	79-67
2/6	St. Joseph's (Pa.)	W	87-64
2/9	VCU	W	73-58
2/11	Memphis State	L OT	82-83
2/23	DePaul	L	53-66
2/25	South Florida	W	67-58
3/4	FIU	W	87-65
3/6	at #25 DePaul	L	58-75

Season Totals: 2027-2078

! Eastern Airlines Palm Beach Classic

1991-92

Record: 8-24, 1-17 BIG EAST

Leonard Hamilton, Head Coach

11/23	Barry	W	80-67
11/25	Florida Atlantic	W	83-53
11/29	Maine ^	W	62-57
11/30	Eastern Kentucky ^	L	61-66
12/1	Tennessee ^	W	72-60
12/6	Howard	L	55-64
12/20	SMU	L	60-69
12/23	at Arizona State	L	57-62
12/27	Marshall !	W	70-55
12/29	George Washington !	L	64-78
1/2	at #5 Connecticut*	L	62-85
1/4	at St. John's*	L	69-83
1/7	at #18 Seton Hall*	L	52-64
1/11	at #20 Syracuse*	L	57-73

YEAR-BY-YEAR RESULTS

[] MIAMI RANK

#OPPONENT RANK

1/14	#17 St. John's*	W	45-42
1/18	#8 Connecticut*	L	58-77
1/21	Boston College*	L	50-51
1/25	at Georgetown*	L	40-60
1/29	at Pittsburgh*	L	52-82
2/1	at Davidson	L	62-66
2/4	Pittsburgh*	L	55-77
2/12	Providence*	L	51-73
2/15	Georgetown*	L	58-75
2/18	at Villanova*	L	50-74
2/22	at Boston College*	L	49-55
2/25	Villanova*	L	50-61
2/29	#22 Syracuse*	L	63-68
3/2	FIU	W	68-63
3/4	#22 Seton Hall*	L OT	82-90
3/7	at Providence*	L	57-62
3/12	Pittsburgh # >	W	83-71
3/13	#21 Georgetown #	L	64-77
Season Totals:			1941-2160

^ San Juan Shootout (Puerto Rico)

! Palm Beach Classic

* BIG EAST game

BIG EAST Tournament (New York, N.Y.)

> 550th program victory

1992-93

Record: 10-17, 7-11 BIG EAST

Leonard Hamilton, Head Coach

12/1	FIU	L	64-72
12/4	Southwest Texas St.	L	57-60
12/7	at #6 Seton Hall*	L	56-65
12/11	Barry	W	81-64
12/19	Florida Atlantic	W	84-61
12/22	at Georgia	L	67-69
12/27	Southern Cal	L	66-86
12/29	UNC Wilmington	L	73-88
1/2	#10 Georgetown*	W	80-69
1/6	at #24 Pittsburgh*	L	78-85
1/9	at #21 Syracuse*	L	81-89
1/16	at St. John's*	L	74-78
1/19	Providence*	W	75-66
1/23	#20 Pittsburgh*	L	84-86
1/26	Connecticut*	W	80-65
1/30	at Villanova*	L	69-82
2/4	Bethune-Cookman	W	78-54
2/6	Syracuse*	W	81-74
2/10	Boston College*	W	75-71
2/13	at Connecticut*	L	72-88
2/16	at Providence*	L	60-75
2/20	#25 St. John's*	W	82-77
2/23	#14 Seton Hall*	L	73-85

2/27	at Boston College*	L	58-70
3/3	at Georgetown*	L	64-82
3/6	Villanova*	W	77-76
3/11	Georgetown #	L	40-67
Season Totals:			1929-2004

* BIG EAST game

BIG EAST Tournament (New York, N.Y.)

1993-94

Record: 7-20, 0-18 BIG EAST

Leonard Hamilton, Head Coach

11/26	Florida Atlantic	W	85-53
12/1	UNC Asheville	W	82-60
12/4	Florida A&M	W	91-47
12/7	Georgetown*	L	47-61
12/10	Bethune-Cookman	W	82-54
12/17	Sam Houston State	W	73-58
12/19	at Buffalo	W	63-57
12/22	at #21/18 Syracuse*	L	52-81
12/29	Wagner	L	55-57
1/4	at Florida Atlantic	W	79-62
1/8	at Providence*	L	59-81
1/12	at Pittsburgh*	L	55-83
1/15	at #20/20 Boston College*	L	49-69
1/22	St. John's*	L	63-75
1/26	Seton Hall*	L	48-77
1/29	at Georgetown*	L	40-77
2/1	Pittsburgh*	L	71-80
2/5	at #5/6 Connecticut*	L	57-73
2/8	at St. John's*	L	63-78
2/12	Villanova*	L	58-77
2/16	Boston College*	L	63-79
2/19	at Seton Hall*	L	63-85
2/22	#5 Connecticut*	L	49-74
2/26	Providence*	L	60-88
3/1	#14 Syracuse*	L	69-71
3/5	at Villanova*	L	63-83
3/10	Seton Hall #	L	51-69
Season Totals:			1690-1909

* BIG EAST game

BIG EAST Tournament (New York, N.Y.)

1994-95

Record: 15-13, 9-9 BIG EAST

NIT

Leonard Hamilton, Head Coach

11/25	Northeastern Illinois	W	66-48
11/28	Florida Atlantic	W	76-59
11/30	Robert Morris	W	66-51
12/6	#19/19 Syracuse*	L	65-83
12/10	Florida A&M	W	67-53



YEAR-BY-YEAR RESULTS

[] MIAMI RANK #OPPONENT RANK

12/20 at Clemson	L	55-75
12/28 UNLV +	L	55-56
12/30 Fordham	W	55-43
1/2 at Seton Hall*	L	54-72
1/7 at #12/13 Georgetown*	L	64-71
1/11 at St. John's*	W	82-79
1/18 at Providence*	W	81-75
1/21 Boston College*	W	69-68
1/25 #22/25 Villanova*	L	62-92
1/28 at #6/6 Syracuse*	L	51-76
1/31 at #4/5 Connecticut*	L	57-82
2/4 #13/13 Georgetown*	W	67-61
2/7 at #16/18 Villanova*	L	63-73
2/11 Providence*	W	69-63
2/13 St. John's*	W	71-69
2/18 at Pittsburgh*	L	61-67
2/22 Seton Hall*	W	61-57
2/25 at Boston College*	W OT	77-71
2/28 Pittsburgh*	W OT	76-68
3/2 at Florida Atlantic	W	80-70
3/4 #4/5 Connecticut*	L	67-75
3/10 vs. #24 Georgetown #	L	58-69
3/15 at Penn State \$	L	56-62
Season Totals:		1831-1888

+ Orange Bowl Classic

* BIG EAST game

BIG EAST Tournament (New York, N.Y.)

\$ NIT (University Park, Pa.)

1995-96

Record: 15-13, 8-10 BIG EAST

Leonard Hamilton, Head Coach

11/24 Northeastern Illinois	W	81-58
11/27 at Florida Atlantic	W	76-56
12/2 Seton Hall*	W	80-70
12/5 #2/2 Villanova*	L	68-70
12/9 Florida A&M	W	77-53
12/16 Winthrop	W	81-56
12/20 Florida Atlantic	W	61-51
12/23 Clemson	L OT	52-66
12/27 vs. Tennessee+	L	54-56
12/29 Columbia	W	69-62
1/3 #11/12 Syracuse*	W	75-66
1/6 at #7/6 Connecticut*	L	52-73
1/10 at Seton Hall*	L	63-66
1/13 at #5/5 Georgetown*	L	67-72
1/20 Pittsburgh*	W	66-57
1/23 Notre Dame*	W	72-64
1/27 at #7/7 Villanova*	L	62-90
2/1 at #18/16 Syracuse*	L	51-72
2/6 West Virginia*	W	68-65
2/10 #22/21 Boston College*	L	58-62

2/14 at Providence*	L	54-77
2/17 at West Virginia*	L	69-72
2/20 St. John's*	W 2OT	96-91
2/25 at Rutgers*	L	55-71
2/28 at Notre Dame*	W	71-59
3/2 Providence*	W	66-59
3/6 vs. Rutgers #	W	77-67
3/7 vs. #6/6 Georgetown #	L	62-92
Season Totals:		1883-1873

+ Orange Bowl Classic

* BIG EAST game

BIG EAST Tournament (New York, N.Y.)

1996-97

Record: 16-13, 9-9 BIG EAST

NIT

Leonard Hamilton, Head Coach

11/22 Buffalo	W	78-61
11/24 Florida Atlantic	W	83-74
11/29 at UNLV	L	43-55
12/3 St. John's*	L	57-61
12/7 #19/17 Syracuse*	W	67-63
12/13 Hartford	W	74-58
12/18 Jacksonville	W	74-57
12/22 at Tennessee	L	65-78
12/28 vs. DePaul+	W	61-45
12/30 Lehigh	W	68-32
1/2 at #25/25 Boston College*	L	62-65
1/4 at Georgetown*	W	69-67
1/8 at Pittsburgh*	L	72-76
1/11 at #8/7 Villanova*	W	61-59
1/15 Providence*	W	71-69
1/18 Georgetown*	W OT	68-65
1/22 Connecticut*	W	69-46
2/2 at Rutgers*	L	59-60
2/5 Pittsburgh*	W	78-63
2/8 Rutgers*	W	53-50
2/10 at Seton Hall*	W	61-51
2/15 at Connecticut*	L	52-72
2/19 Boston College*	L	57-59
2/22 at St. John's*	L	73-77
2/25 at Notre Dame*	L	60-69
3/1 West Virginia*	L	54-82
3/5 vs. St. John's #	W OT	76-68
3/6 vs. Georgetown #	L	59-63
3/13 vs. Michigan \$	L	63-76
Season Totals:		1105-1126

+ Orange Bowl Classic

* BIG EAST game

BIG EAST Tournament (New York, N.Y.)

\$ NIT (Ann Arbor, Mich.)

> 600th program victory

YEAR-BY-YEAR RESULTS

[] MIAMI RANK

OPPONENT RANK

1997-98

Record: 18-10, 11-7 BIG EAST

NCAA Tournament

Leonard Hamilton, Head Coach

11/14 at Southern Illinois	W	73-61
11/16 Florida Atlantic	W	69-47
11/21 #17/17 Charlotte	W	89-72
11/24 Eastern Kentucky	W	86-64
11/29 at Jacksonville	W	74-70
12/2 Rutgers*	W	63-55
12/6 Georgetown*	W	66-56
12/12 Georgia State	W	80-64
12/22 at Memphis	W	65-57
12/27 vs. #23 Georgia Tech +	L	61-69
12/31 at Seton Hall*	W	78-65
1/3 at Pittsburgh*	W	73-65
1/6 #8/8 Connecticut*	W	76-67
1/10 at #25/21 West Virginia*	L	84-98
1/13 at St. John's*	L	64-73
1/18 at #15/15 Syracuse*	L	67-85
1/22 Villanova*	W	78-63
1/28 at Boston College*	W	67-57
1/31 at Villanova*	L	75-78
2/4 Providence*	W	64-54
2/10 #23/20 Syracuse*	L	63-72
2/14 Notre Dame*	W	66-57
2/18 at Providence*	L	57-59
2/22 at Notre Dame*	W	65-59
2/24 Seton Hall*	L	71-76
2/28 #19/19 West Virginia*	W	70-66
3/4 vs. Georgetown #	L	56-62
3/13 vs. #19/20 UCLA \$	L	62-65

Season Totals: 1962-1836

+ Orange Bowl Classic

* BIG EAST game

BIG EAST Tournament (New York, N.Y.)

\$ NCAA Tournament (Atlanta, Ga.)

1998-99

Record: 23-7, 15-3 BIG EAST

NCAA Tournament

Leonard Hamilton, Head Coach

11/13 at Florida Atlantic	W	97-73
11/23 at Charlotte	L	59-66
11/27 Northern Iowa	W	78-69
12/5 at #8/8 Kentucky	L	65-74
12/8 Boston College*	W	77-64
12/11 UCF	W	66-56
12/18 at Georgia State	W	76-55
12/22 Memphis	W	80-64
12/27 vs. Ohio State +	W	72-64

12/30 at Georgetown*	W	64-63
1/6 #10/9 St. John's*	W	84-79
1/9 Notre Dame*	L	68-71
1/13 at Rutgers*	W	74-62
1/16 at West Virginia*	W	64-55
1/20 [25] #1 Connecticut*	L OT	68-70
1/24 [25] at Boston College*	W	75-67
1/27 [23/25] Seton Hall*	W	77-71
1/30 [23/25] at Pittsburgh*	L	54-60
2/3 [25] at #9/10 St. John's*	W	73-70
2/6 [25] Georgetown*	W	71-58
2/8 [16/21] at #18/17 Syracuse*	W	76-63
2/13 [16/21] at Providence*	W	69-65
2/16 [16/21] Villanova*	W	103-82
2/20 [16/21] at #2 Connecticut*	W	73-71
2/23 [11/13] Pittsburgh*	W	85-52
2/27 [11/13] Rutgers*	W	68-63
3/4 [9/10] vs. Georgetown #	W	65-54
3/5 [9/10] vs. #10/9 St. John's#	L	59-62
3/12 [10/12] vs. Lafayette \$	W	75-54
3/14 [10/12] vs. Purdue \$	L	63-73
Season Totals:		2178-1950

+ Orange Bowl Classic

* BIG EAST game

BIG EAST Tournament (New York, N.Y.)

\$ NCAA Tournament (Boston, Mass.)

1999-2000

Record: 23-11, 13-3 BIG EAST

BIG EAST Regular Season Co-Champions

NCAA Sweet 16

Leonard Hamilton, Head Coach

11/19 at UCF	W	81-54
11/23 [24] Monmouth	W	67-46
11/30 [25] Bethune-Cookman	W	102-75
12/4 at Memphis	L	72-82
12/7 Charlotte	L	65-75
12/11 Hartford	W	97-61
12/18 vs. #7/9 North Carolina +	L	78-68
12/20 vs. La.-Lafayette^	L	60-66
12/21 vs. Detroit Mercy^	W	68-64
12/22 vs. Illinois State^	L	78-87
12/27 Florida Atlantic	W	89-52
12/29 Quinnipiac	W	80-66
1/5 West Virginia*	W	66-58
1/8 #7/8 Syracuse*	L	55-67
1/11 at Seton Hall*	W	71-64
1/15 at Georgetown*	L	61-65
1/17 at Villanova*	W	67-66
1/22 Boston College*	W	62-54
1/25 at Notre Dame*	W	63-49
1/29 #16/18 Kentucky	L	57-60



YEAR-BY-YEAR RESULTS

[] MIAMI RANK

#OPPONENT RANK

2/1	Pittsburgh*	W	64-60
2/5	at Rutgers*	W	58-52
2/7	Georgetown*	W	77-55
2/16	Providence*	L	45-47
2/19	at #18/18 Connecticut*	W	63-57
2/22	at West Virginia*	W	68-50
2/26	Notre Dame*	W	55-52
2/29	at Pittsburgh*	W	74-66
3/5	#18/21 St. John's*	W	74-70
3/9	[23] vs. Notre Dame #	W	61-58
3/10	[23] vs. #19/20 St. John's #	L	57-58
3/17	[23/25] vs. Arkansas \$	W	75-71
3/19	[23/25] vs. #8/8 Ohio State \$	W	75-62
3/24	[23/25] vs. #18/19 Tulsa \$\$	L	71-80

Season Totals: 2346-2127

+ Orange Bowl Classic

^ San Juan Shootout (Puerto Rico)

* BIG EAST game

BIG EAST Tournament (New York, N.Y.)

\$ NCAA Tournament (Nashville, Tenn.)

\$\$ NCAA Tournament (Austin, Texas)

2000-01

Record: 16-13, 8-8 BIG EAST

NIT

Perry Clark, Head Coach

11/18	at Florida Atlantic	W	76-59
11/21	Columbia	W	65-41
11/25	Northeastern	W	92-86
11/28	at Charlotte	L	63-95
12/4	at #14/12 North Carolina	L	45-67
12/9	UCF	W	83-72
12/16	vs. Nebraska +	L	64-72
12/18	Eastern Illinois	W	83-73
12/21	Memphis	W	66-57
12/27	Lehigh	W	71-52
12/29	Tennessee-Martin	W	70-54
1/3	at Pittsburgh*	L	51-62
1/7	Boston College*	L	72-73
1/10	at Virginia Tech*	L	74-85
1/13	at #24 Boston College*	L	73-82
1/16	at Providence*	W	78-64
1/20	#15/15 Connecticut*	W	77-74
1/22	at St. John's*	L OT	63-67
1/28	Providence*	L	70-80
2/1	#22/25 Seton Hall*	W	72-66
2/6	Virginia Tech*	W	86-61
2/10	St. John's*	L 2OT	79-85
2/13	at #10/7 Syracuse*	W	68-57
2/17	at Villanova*	W	80-62
2/24	at Connecticut*	L	53-60
2/28	West Virginia*	W	73-66

3/3	Villanova*	W	65-53
3/7	vs. Pittsburgh #	L	69-78
3/14	vs. Auburn \$	L	58-60
Season Totals:			2039-1963

+ Orange Bowl Classic

* BIG EAST game

BIG EAST Championship (New York, N.Y.)

\$ NIT (Auburn, Ala.)

2001-02

Record: 24-8, 10-6 BIG EAST

NCAA Tournament

Perry Clark, Head Coach

11/18	vs. Eastern Michigan ^	W	93-56
11/19	vs. UAB ^	W	81-79
11/20	vs. Clemson ^	W	67-65
11/24	Lafayette	W	79-69
11/26	Florida Atlantic	W	74-48
11/29	Howard >	W	87-71
12/3	FIU	W	77-59
12/8	at Texas A&M	W	64-55
12/15	vs. #21/24 Indiana +	W	58-53
12/18	Florida A&M	W	90-62
12/22	Charlotte	W	64-56
12/27	[24/23] at LSU	W	68-61
12/30	[24/23] St. Francis (Pa.)	W	71-48
1/2	[21/21] at #23/24 Georgetown*	W	79-71
1/5	[21/21] at Connecticut*	L	75-76
1/8	[21/20] at St. John's*	L	60-71
1/12	[21/20] at Virginia Tech*	W	77-68
1/15	[24/20] Pittsburgh*	W 2OT	76-69
1/19	[24/20] Providence*	W OT	102-96
1/24	[22/19] Villanova*	W	76-58
1/29	[15/16] Boston College*	L	65-70
2/2	[15/16] #17/22 Connecticut*	W	68-66
2/5	[12/11] at Villanova*	W	65-56
2/10	[12/11] at Boston College*	L	63-76
2/13	[13/11] St. John's*	W	79-56
2/17	[13/11] at Rutgers*	L	61-64
2/23	[17/13] Notre Dame*	L	77-90
2/26	[22/18] at Providence*	W	81-65
3/2	[22/18] Virginia Tech*	W	83-77
3/7	[21/21] vs. Georgetown #	W	84-76
3/8	[21/21] vs. #7/7 Pittsburgh#	L	71-76
3/14	[21/21] vs. Missouri \$	L	80-93
Season Totals:			2395-2156

^ Virgin Islands Paradise Jam (St. Thomas, V.I.)

+ Orange Bowl Classic, American Airlines Arena

* BIG EAST game

BIG EAST Championship (New York, N.Y.)

\$ NCAA Tournament (Albuquerque, N.M.)

> 700th program victory

YEAR-BY-YEAR RESULTS

[] MIAMI RANK

#OPPONENT RANK

2002-03

Record: 11-17, 4-12 BIG EAST

Perry Clark, Head Coach

11/23	New Hampshire	W	93-58
11/26	Texas A&M	W	78-72
11/30	Savannah State	W	91-57
12/3	at Florida Atlantic	L OT	73-74
12/8	at Florida State	L	55-72
12/15	at Charlotte	L	64-69
12/18	Arkansas-Pine Bluff	W	79-42
12/21	vs. #13/13 Florida +	L 2OT	93-94
12/27	at UCF	W	62-51
12/30	Lehigh	W	68-62
1/4	North Carolina @	W OT	64-61
1/7	at West Virginia*	L	63-68
1/11	at #3/3 Connecticut*	L OT	80-83
1/18	at Seton Hall*	L	53-76
1/20	#11/8 Connecticut*	W	77-76
1/26	Syracuse*	L	49-54
1/29	Providence*	W	60-57
2/2	at St. John's*	L	74-77
2/8	Villanova*	L OT	67-72
2/11	Virginia Tech*	W	85-65
2/15	at Boston College*	L	65-76
2/18	at Providence*	L	63-73
2/22	Georgetown*	L	72-74
2/25	at Villanova*	L	56-75
3/1	Boston College*	L	68-72
3/5	at Virginia Tech*	W	79-71
3/8	St. John's*	L	73-76
3/12	vs. Seton Hall #	L	52-67

Season Totals: 1956-1924

+ Orange Bowl Classic, American Airlines Arena

* BIG EAST game

@ First game at BankUnited Center

BIG EAST Championship (New York, N.Y.)

2003-04

Record: 14-16, 4-12 BIG EAST

Perry Clark, Head Coach

11/21	Lubbock Christian ^	W	86-66
11/23	Louisiana-Monroe ^	W	78-60
11/25	vs. Rhode Island ^^	L	53-54
11/26	vs. Bradley ^^	L	82-83
12/2	Stetson	W	91-70
12/6	FIU	W	89-72
12/9	UMBC	W	61-52
12/14	Florida State	L	58-67
12/20	vs. Temple +	W	72-66
12/22	North Carolina A&T	W	81-62
12/27	Florida Atlantic	W	76-51

12/30	IPFW	W	75-52
1/3	Savannah State	W	105-65
1/7	at #12/13 North Carolina	L	64-89
1/10	#15/15 Pittsburgh*	L 2OT	84-80
1/14	at St. John's*	W	70-64
1/17	at Virginia Tech*	W	65-59
1/21	Rutgers*	W	73-63
1/25	Villanova*	L	69-76
1/28	at Notre Dame*	L	62-72
1/31	Georgetown*	L OT	80-87
2/4	at Rutgers*	L OT	70-72
2/7	at Georgetown*	L	64-80
2/11	Boston College*	L OT	72-74
2/14	#125 Syracuse*	L	74-91
2/18	at #8/8 Connecticut*	L	63-76
2/21	at #19/17 Providence*	L	57-70
2/24	Seton Hall*	L	66-76
3/2	at Villanova*	W	59-56
3/6	West Virginia*	L	53-58
Season Totals:			2148-2067

^ Las Vegas Tournament (Coral Gables, Fla.)

^^ Las Vegas Tournament (Las Vegas, Nev.)

+ Orange Bowl Classic, American Airlines Arena

* BIG EAST game

2004-05

Record: 16-13, 7-9 ACC

NIT

Frank Haith, Head Coach

11/20	Wofford	W	67-64
11/23	South Carolina State	L	50-60
11/27	vs. Xavier +	L OT	70-83
11/29	Florida Atlantic	W	84-68
12/4	at #19/18 Florida	W	72-65
12/7	at FIU	W	80-67
12/12	Massachusetts	W	80-53
12/18	Stetson	W	81-50
12/23	Tennessee Tech >	W	69-57
12/30	Appalachian State	W	80-63
1/2	Norfolk State	W	76-58
1/6	at #9/10 Georgia Tech*	L	69-80
1/9	#24 NC State*	W	67-66
1/12	at Virginia*	W	91-80
1/15	Florida State*	W	64-63
1/19	#4/4 Duke*	L	83-92
1/22	at #6/6 North Carolina*	L	67-87
1/26	Clemson*	W	69-65
1/29	at #5/5 Wake Forest*	L	82-94
2/2	Virginia Tech*	L	63-73
2/5	#22/24 Maryland*	W OT	75-73
2/12	at Clemson*	W	83-77



YEAR-BY-YEAR RESULTS

[] MIAMI RANK

#OPPONENT RANK

2/15	#5/5 Wake Forest*	L	63-68
2/19	at Virginia Tech*	L	58-71
2/22	at Florida State*	W	65-49
2/26	Georgia Tech*	L	72-76
3/3	at #6/6 Duke*	L	59-83
3/10	vs. Virginia #	L	65-66
3/15	at South Carolina \$	L	67-69
Season Totals:			2071-2020
+ Orange Bowl Classic, American Airlines Arena			
* ACC Game			
# ACC Tournament (Washington, D.C.)			
\$ NIT (Columbia, S.C.)			
> 750th program victory			

2005-06

Record: 18-16, 7-9 ACC

NIT

Frank Haith, Head Coach

11/13	vs. Texas-Arlington ^	W	76-65
11/14	vs. Air Force ^	L	53-57
11/15	vs. Green Bay ^	W	80-54
11/19	Morgan State	W	83-51
11/22	North Carolina A&T	W	87-62
11/27	at Temple	L	56-73
11/29	at Michigan @	L	53-74
12/3	Birmingham-Southern	W	82-55
12/10	Wofford	W	71-40
12/18	at #21/19 NC State*	L	69-81
12/22	#5/5 Florida	L	67-77
12/27	Stetson	W	65-56
12/31	vs. #10/10 Louisville+	L	43-58
1/2	Sacred Heart	W	63-57
1/7	#14/12 Maryland*	W	84-70
1/14	at #20/20 North Carolina*	W	81-70
1/18	Clemson*	W	62-38
1/21	#21/21 Boston College*	L	61-65
1/24	at Virginia*	L	51-71
1/29	at Florida State*	W OT	84-78
1/31	Wake Forest*	W	78-69
2/4	at Georgia Tech*	W	70-53
2/8	#16/15 NC State*	L 2OT	77-86
2/12	#23/24 North Carolina*	L	70-80
2/16	at #13/15 Boston College*	L	54-65
2/19	at #2/2 Duke*	L	71-92
2/22	Virginia Tech*	W	70-59
3/1	at Maryland*	L	61-65
3/5	Florida State*	L	64-67
3/9	vs. Clemson #	W	66-63
3/10	vs. #3/3 Duke #	L	76-80
3/15	Oklahoma State \$	W	62-59
3/20	at Creighton \$\$	W	53-52

3/22	at Michigan \$\$\$	L	65-71
Season Totals:			2308-2213
^ BCA Classic (Seattle, Wash.)			
@ ACC/Big Ten Challenge			
+ Orange Bowl Basketball Classic			
* ACC Game			
# ACC Tournament (Greensboro, N.C.)			
\$ NIT (Coral Gables, Fla.)			
\$\$ NIT (Omaha, Neb.)			
\$\$\$ NIT (Ann Arbor, Mich.)			

2006-07

Record: 12-20, 4-12 ACC

Frank Haith, Head Coach

11/11	FIU	W	73-50
11/14	Alcorn State	W	96-57
11/17	at Evansville ^	W	74-69
11/18	vs. Buffalo ^	L	57-60
11/19	vs. Cleveland State ^	L	67-78
11/25	Lafayette	W	98-66
11/28	at Northwestern @	L	59-61
12/3	#21/25 Georgia Tech*	W	90-82
12/9	Lehigh	W	79-58
12/11	Mississippi State	L	52-70
12/16	Stetson	W	89-64
12/20	Binghamton	L	74-79
12/23	at Louisville	L	59-82
12/30	vs. Nebraska+	L	67-82
1/2	at Massachusetts	W	72-71
1/6	Wake Forest*	L	58-59
1/10	at #25 Maryland*	W	63-58
1/14	#11/11 Duke*	L	63-85
1/16	at Boston College*	L	63-82
1/20	at Florida State*	L	67-86
1/23	#24/23 Virginia Tech*	L	85-92
1/31	at #3/3 North Carolina*	L	64-105
2/3	at Virginia*	L	70-81
2/7	Boston College*	L	68-75
2/10	NC State*	W	80-65
2/17	at Wake Forest*	L	69-74
2/21	#24/19 Virginia*	W	68-60
2/24	at Virginia Tech*	L	57-73
2/28	at Clemson*	L OT	70-74
3/3	Florida State*	L OT	90-98
3/8	vs. #17/21 Maryland #	W	67-62
3/9	vs. Boston College #	L OT	71-74
Season Totals:			2279-2332

^ American Youth Classic (Evansville, Ill.)

@ ACC/Big Ten Challenge

+ Orange Bowl Classic (Miami, Fla.)

* ACC Game

ACC Tournament (Tampa, Fla.)

YEAR-BY-YEAR RESULTS

[] MIAMI RANK

#OPPONENT RANK

2007-08

Record: 23-11, 8-8 ACC

NCAA Tournament

Frank Haith, Head Coach

11/9	Florida Southern	W	104-61
11/15	vs. Marist ^	W	85-61
11/16	vs. VCU ^	W	69-63
11/18	vs. Providence ^	W	64-58
11/24	Morgan State	W	55-51
11/28	Alabama State	W	83-74
12/2	St. John's	W	66-47
12/8	at Fla. International	W	67-53
12/13	at Mississippi State	W	64-58
12/17	[22/22] Stetson	W	89-53
12/20	[22/22] North Florida >	W	85-63
12/23	[22/22] North Carolina A&T	W	95-64
12/29	[19/19] vs. Winthrop +	L	70-76
1/2	Penn	W	88-62
1/12	[25] Georgia Tech*	W	78-68
1/15	[21/24] at Boston College*	L	66-76
1/19	[21/24] at NC State*	L OT	77-79
1/23	#5/4 North Carolina*	L	82-98
1/27	#/25 Clemson*	W	75-72
1/29	at Wake Forest*	L	68-70
2/2	at #3/3 Duke*	L	73-88
2/6	Florida State*	L	55-62
2/9	at Virginia Tech*	W	74-71
2/17	at Georgia Tech*	W	64-63
2/20	#5/4 Duke*	W	96-95
2/23	Maryland*	W	78-63
2/27	at Clemson*	L	69-79
3/1	Virginia*	W	95-93
3/5	Boston College*	W	74-61
3/8	at Florida State*	L OT	72-75
3/13	vs. NC State #	W	63-50
3/14	vs. Virginia Tech #	L	49-63
3/21	vs. St. Mary's (Calif.) \$	W	78-64
3/23	vs. #7/7 Texas \$	L	72-75

Season Totals: 2542-2309

^ Puerto Rico Tip-Off Classic (San Juan, P.R.)

+ Orange Bowl Basketball Classic

* ACC Game

ACC Tournament (Charlotte, N.C.)

\$ NCAA Tournament (Little Rock, Ark.)

> 800th program victory

2008-09

Record: 19-13, 7-9 ACC

NIT

Frank Haith, Head Coach

11/15	[17/16] Florida Southern	W	96-60
11/21	[17/16] vs. Southern Miss ^	W	70-60
11/23	[17/16] vs. #2/2 Connecticut^	L	63-76
11/24	[22/21] vs. San Diego ^	W	80-45
11/29	[22/21] Stetson	W	79-65
12/2	[21/22] Ohio State @	L	68-73
12/6	[21/22] at Kentucky	W	73-67
12/12	[25] Fla. International	W	76-50
12/14	[25] Robert Morris	W	70-62
12/21	#25/25 Clemson*	L	72-91
12/27	at St. John's	W	70-56
12/31	North Florida	W	94-41
1/3	NC Central	W	76-42
1/5	Florida Atlantic	W	85-69
1/10	at #24/17 Boston College*	W	77-71
1/14	Maryland*	W	62-60
1/17	at #5/6 North Carolina*	L	65-82
1/21	Florida State*	W	75-69
1/25	Virginia Tech*	L OT	83-88
1/27	at NC State*	L OT	81-84
1/31	at Maryland*	L	68-73
2/4	#7/6 Wake Forest*	W	79-52
2/7	at #4/3 Duke*	L OT	75-78
2/15	#3/3 North Carolina*	L	65-69
2/18	at Florida State*	L	67-80
2/21	Boston College*	W	69-58
2/26	at Virginia*	W	62-55
3/4	at Georgia Tech*	L	68-78
3/7	NC State*	W	72-64
3/12	vs. Virginia Tech #	L	47-65
3/18	at Providence \$	W	78-66
3/20	at Florida \$\$	L	60-74
Season Totals:			2325-2123

^ Paradise Jam (U.S. Virgin Islands)

@ ACC/Big Ten Challenge

* ACC Game

ACC Tournament (Atlanta, Ga.)

\$ NIT (Providence, R.I.)

\$\$ NIT (Gainesville, Fla.)



YEAR-BY-YEAR RESULTS

[] MIAMI RANK

#OPPONENT RANK

2009-10

Record: 20-13, 4-12 ACC

Frank Haith, Head Coach

11/14 NC Central	W	83-53
11/16 Nova Southeastern	W	108-58
11/19 vs. Tulane ^	W	74-54
11/20 vs. UNC Wilmington ^	W	67-60
11/22 vs. South Carolina ^	W	85-70
11/25 FGCU	W	77-58
11/28 USC Upstate	W	70-41
12/2 Minnesota @	W	63-58
12/6 at Boston College*	L	60-61
12/12 South Carolina State	W	91-54
12/16 at Stetson	W	69-49
12/19 vs. Florida Atlantic +	W	87-69
12/21 North Carolina A&T	W	80-59
12/30 Bethune-Cookman	W	73-55
1/3 at Pepperdine	W	86-63
1/9 Wake Forest*	W	67-66
1/13 [23] at Virginia Tech*	L	66-81
1/16 [23] at Virginia*	L	57-75
1/19 Boston College*	L	75-79
1/26 at Maryland*	L	59-81
1/31 Virginia Tech*	W	82-75
2/2 at Wake Forest*	L	53-62
2/6 at Florida State*	L	65-71
2/10 #20/20 Georgia Tech*	W	64-62
2/13 at Clemson*	L	66-74
2/17 #6/6 Duke*	L	74-81
2/23 Virginia*	W	74-62
2/27 NC State*	L	66-71
3/2 at North Carolina*	L	62-69
3/6 Florida State*	L	60-61
3/11 vs. Wake Forest #	W	83-62
3/12 vs. Virginia Tech #	W	70-65
3/13 vs. #4/4 Duke #	L	74-77

Season Totals: 2390-2136

^ Charleston Classic (Charleston, S.C.)

@ Big Ten/ACC Challenge

+ Orange Bowl Classic (Sunrise, Fla.)

* ACC Game

ACC Tournament (Greensboro, N.C.)

2010-11

Record: 21-15, 6-10 ACC

NIT

Frank Haith, Head Coach

11/12 Jacksonville	W	89-77
11/15 at #19/19 Memphis	L	68-72
11/19 N.C. Central	W	88-65
11/21 at Rutgers	L	45-61
11/24 McNeese State	W	79-59
11/27 at FGCU	W	87-75
11/30 Ole Miss	W	86-73
12/4 West Virginia	W	79-76
12/12 Stetson!	W	68-54
12/18 vs. UCF +	L	78-84
12/21 vs. Oral Roberts ^	W	69-56
12/22 vs. Rice ^	W	73-67
12/23 vs. Akron ^	W	69-61
12/30 Pepperdine	W	94-59
1/2 at #1/1 Duke*	L	63-74
1/8 at Clemson*	L	72-79
1/15 Boston College*	W	72-71
1/19 Florida State*	L	53-55
1/23 at NC State*	L	70-72
1/26 North Carolina*	L	71-74
1/30 at Virginia Tech*	L	68-72
2/3 Georgia Tech*	W	59-57
2/5 Virginia*	W OT	70-68
2/9 at Wake Forest*	W	74-73
2/13 #5/5 Duke*	L	71-81
2/15 at UNC Greensboro	W	78-58
2/20 Clemson*	L	59-63
2/23 at Boston College*	W	73-64
2/26 at Florida State*	L	59-65
3/2 Maryland*	W	80-66
3/6 at Georgia Tech*	L	57-66
3/10 vs. Virginia #	W OT	69-62
3/11 vs. #6/7 North Carolina #	L	59-61
3/16 Florida Atlantic \$	W	85-62
3/21 Missouri State \$	W	81-72
3/23 at Alabama \$\$	L	64-79

Season Totals: 2579-2433

^ Las Vegas Holiday Hoops Classic

+ Orange Bowl Classic (Sunrise, Fla.)

* ACC Game

ACC Tournament (Atlanta, Ga.)

\$ NIT (Coral Gables, Fla.)

\$\$ NIT (Tuscaloosa, Ala.)

YEAR-BY-YEAR RESULTS

[] MIAMI RANK

#OPPONENT RANK

2011-12

Record: 20-13, 9-7 ACC

NIT

Jim Larrañaga, Head Coach

11/11 Tennessee Tech	W	69-58
11/15 Rutgers	W	72-57
11/19 North Florida	W	75-62
11/22 FGCU	W	60-50
11/25 at Ole Miss	L OT	61-64
11/29 at Purdue @	L	65-76
12/3 Massachusetts	W	83-75
12/6 #21/20 Memphis	L	54-71
12/10 at West Virginia	L	66-77
12/17 vs Florida Atlantic +	W 2OT	93-90
12/22 at Charlotte	W	76-61
12/30 Appalachian State	W	84-54
1/2 UNCG	W	99-89
1/7 at #21/23 Virginia*	L	51-52
1/10 at #3/3 North Carolina*	L	56-73
1/18 Clemson*	W	76-73
1/22 NC State*	L	73-78
1/24 at Georgia Tech*	W	64-49
1/29 at Boston College*	W	76-54
2/1 Maryland*	W 2OT	90-86
2/5 at #7/5 Duke*	W OT	78-74
2/9 Virginia Tech*	W	65-49
2/11 at #15/17 Florida State*	L	59-64
2/15 #8/7 North Carolina*	L	64-73
2/18 Wake Forest*	W	74-56
2/21 at Maryland*	L	70-75
2/26 #15/16 Florida State*	W	78-62
2/29 at NC State*	L	73-77
3/3 Boston College*	W	77-56
3/8 at Georgia Tech #	W	54-36
3/9 vs #17/17 Florida State #	L	71-82
3/14 Valparaiso \$	W	66-50
3/19 Minnesota \$	L	60-78

Season Totals: 2332-2181

@ ACC/Big Ten Challenge

+ Orange Bowl Classic (Sunrise, Fla.)

* ACC game

ACC Tournament (Atlanta, Ga.)

\$ NIT (Coral Gables, Fla.)

2012-13

Record: 29-7, 15-3 ACC

ACC Champions

NCAA Sweet 16

Jim Larrañaga, Head Coach

11/9 Stetson	W	87-79
11/13 at FGCU	L	51-63
11/16 Jacksonville	W	73-57
11/24 Detroit	W	77-62
11/28 #13/14 Michigan State @	W	67-59
12/1 at Massachusetts	W	75-62
12/14 Charlotte	W	77-46
12/18 at UCF	W	72-50
12/22 vs. Hawaii ^>	W	73-58
12/23 vs. #4/5 Arizona ^	L	50-69
12/25 vs. Indiana State ^	L OT	55-57
1/2 La Salle	W	76-59
1/5 at Georgia Tech*	W	62-49
1/10 at North Carolina*	W	68-59
1/13 Maryland*	W	54-47
1/16 at Boston College*	W	60-59
1/23 [25] #1/1 Duke*	W	90-63
1/27 [25] Florida State*	W	71-47
1/30 [14/15] at Virginia Tech*	W	73-64
2/2 [14/15] at #19/19 NC State*W		79-78
2/5 [8/11] Boston College*	W	72-50
2/9 [8/11] North Carolina*	W	87-61
2/13 [3/4] at Florida State*	W	74-68
2/17 [3/4] at Clemson*	W	45-43
2/19 [2/2] Virginia*	W	54-50
2/23 [2/2] at Wake Forest*	L	65-80
2/27 [5/7] Virginia Tech*	W	76-58
3/2 [5/7] at #3/3 Duke*	L	76-79
3/6 [6/7] Georgia Tech*	L	69-71
3/9 [6/7] Clemson*	W	62-49
3/15 [9/10] Boston College #	W	69-58
3/16 [9/10] NC State #	W	81-71
3/17 [9/10] North Carolina #	W	87-77
3/22 [5/4] Pacific \$	W	78-49
3/24 [5/4] Illinois \$	W	63-59
3/28 [5/4] #15/16 Marquette \$\$	L	61-71

Season Totals: 2509-2181

* ACC Game

@ Big Ten/ACC Challenge

^ Diamond Head Classic (Honolulu, Hawaii)

ACC Tournament (Greensboro, N.C.)

\$ NCAA Tournament (Austin, Texas)

\$\$ NCAA Sweet 16 (Washington, D.C.)

> 900th program victory



YEAR-BY-YEAR RESULTS

[] MIAMI RANK

#OPPONENT RANK

2013-14

Record: 17-16, 7-11 ACC

Jim Larrañaga, Head Coach

11/8	St. Francis Brooklyn	L OT	62-66
11/11	Georgia Southern	W OT	81-80
11/14	Texas Southern	W	84-69
11/18	at Co. of Charleston &	W	70-54
11/21	UCF	L	58-63
11/28	vs. Geo. Wash. ^	L OT	63-71
11/29	vs. Cal State Fullerton ^	W	48-46
12/1	vs. Arizona St. ^	W	60-57
12/4	at Nebraska @	L	49-60
12/8	Virginia Tech*	L OT	60-61
12/19	at Savannah State	W	68-51
12/22	La Salle	W	71-58
12/30	Loyola (MD)	W	71-48
1/4	at #2/2 Syracuse*	L	44-49
1/8	at North Carolina*	W	63-57
1/15	Florida State*	L	53-63
1/18	at Georgia Tech*	W	56-42
1/22	#18/18 Duke*	L	46-67
1/25	#2/2 Syracuse*	L	52-64
1/29	at Maryland*	L	71-74
2/1	Norfolk State	W	64-49
2/5	#25/22 Pittsburgh*	L OT	55-59
2/8	NC State*	L	55-56
2/10	at Florida State*	W	77-73
2/15	at Virginia Tech*	L	45-52
2/19	Notre Dame*	W	71-64
2/22	Boston College*	W	69-42
2/26	at #12/11 Virginia*	L	40-65
3/1	at NC State*	W	80-65
3/4	at Clemson*	L	54-58
3/8	Wake Forest*	W	69-56
3/12	Virginia Tech #	W	57-53
3/13	NC State #	L	58-67

Season Totals: 2209-1964

& Wooden Legacy (Charleston, S.C.)

^ Wooden Legacy (Anaheim, Calif.)

@ Big Ten/ACC Challenge

* ACC Game

ACC Tournament (Greensboro, N.C.)

2014-15

Record: 25-13, 10-8 ACC

NIT Championship Game

Jim Larrañaga, Head Coach

11/14	Howard	W	84-49
11/17	at #8/7 Florida	W	69-67
11/20	vs. Drexel ^	W	66-46
11/21	vs. Akron ^	W	79-51
11/23	vs. Charlotte ^	W	77-58
11/25	[17/20] at Charlotte &	W	77-74
11/28	[17/20] South Alabama	W	87-75
12/2	[15] #24/25 Illinois @	W	70-61
12/6	[15] Green Bay	L	55-68
12/8	[20/21] Savannah State	W	70-39
12/19	[18/19] Eastern Kentucky	L	44-72
12/22	vs. Providence %	L	62-76
12/30	College of Charleston	W	67-40
1/3	#3/3 Virginia*	L 2OT	80-89
1/10	Boston College*	W	60-56
1/13	at #4/4 Duke*	W	90-74
1/17	at #12/12 Notre Dame*	L	70-75
1/22	NC State*	W	65-60
1/24	at Syracuse*	W	66-62
1/28	[23] Georgia Tech*	L	50-70
2/1	[23] at Florida State*	L	54-55
2/3	#9/8 Louisville*	L	55-63
2/8	Clemson*	W	56-45
2/11	at Wake Forest*	L	70-72
2/16	at Boston College*	W 2OT	89-86
2/18	Virginia Tech*	W	76-52
2/21	at #12/12 Louisville*	L	53-55
2/25	Florida State*	W	81-77
2/28	#15/18 North Carolina*	L	64-73
3/4	at Pittsburgh*	W	67-63
3/7	at Virginia Tech*	W	82-61
3/11	vs. Virginia Tech #	W	59-49
3/12	vs. #11/9 Notre Dame #	L	63-70
3/17	vs. NC Central \$	W	75-71
3/21	vs. Alabama \$	W	73-66
3/24	at Richmond \$\$	W	63-61
3/31	vs. Temple \$\$\$	W	60-57
4/2	vs. Stanford \$\$\$	L OT	64-66

Season Totals: 2592-2404

^ Gildan Charleston Classic (Charleston, S.C.)

& Gildan Charleston Classic (Charlotte, N.C.)

@ ACC/Big Ten Challenge

% Brooklyn Holiday Hoops Invitational, (N.Y.)

* ACC Game

ACC Tournament (Greensboro, N.C.)

\$ NIT (Coral Gables, Fla.)

\$\$ NIT (Richmond, Va.); \$\$\$ NIT (New York, N.Y.)

YEAR-BY-YEAR RESULTS

[] MIAMI RANK

#OPPONENT RANK

2015-16

Record: 27-8, 13-5 ACC

NCAA Sweet 16

Jim Larrañaga, Head Coach

11/13 UT Rio Grande Valley	W	86-59
11/16 Louisiana	W	93-77
11/19 vs. Mississippi State ^	W	105-79
11/20 vs. #16 Utah ^	W	90-66
11/22 vs. #22/20 Butler ^	W	85-75
11/27 [15/19] Northeastern	L	77-78
12/01 [21] at Nebraska @	W OT	77-72
12/05 [21] Charlotte	W	88-60
12/08 [17/20] Florida	W	66-55
12/19 [15/19] Charleston	W	85-63
12/22 [13/16] at La Salle	W	95-49
12/29 [13/15] Princeton	W	76-64
1/02 [13/15] Syracuse*	W	64-51
1/09 [12/11] Florida State*	W	72-59
1/12 [8/9] at #13/11 Virginia*	L	58-66
1/16 [8/9] at Clemson*	L	65-76
1/20 [15/14] at Boston College*	W	67-53
1/23 [15/14] Wake Forest*	W	77-63
1/25 [15/13] #24/20 Duke*	W	80-69
1/30 [15/13] at NC State*	L	69-85
2/03 [17/15] Notre Dame*	W	79-70
2/07 [17/15] at Georgia Tech*	W	75-68
2/09 [12/11] Pittsburgh*	W	65-63
2/14 [12/11] at Florida State*	W	67-65
2/17 [11/10] Virginia Tech*	W	65-49
2/20 [11/10] at #5/4 N. Carolina*	L	71-96
2/22 [12/11] #3 Virginia*	W	64-61
2/27 [12/11] #11/- Louisville*	W	73-65
3/02 [7] at Notre Dame*	W	68-50
3/05 [7] at Virginia Tech*	L	62-77
3/10 [11] vs. Virginia Tech #	W	88-82
3/11 [11] vs. #4 Virginia #	L	68-73
3/17 [10/11] vs. Buffalo \$	W	79-72
3/19 [10/11] vs. Wichita State \$	W	65-57
3/24 [10/11] vs. #6 Villanova \$\$	L	69-92

Season Totals: 2633-2359

^ Puerto Rico Tip-Off (San Juan, P.R.)

@ Big Ten/ACC Challenge

* ACC Game

ACC Tournament (Washington, D.C.)

\$ NCAA Tournament (Providence, R.I.)

\$\$ NCAA Tournament (Louisville, Ky.)

2016-17

Record: 21-12, 10-8 ACC

NCAA Tournament

Jim Larrañaga, Head Coach

11/11 Western Carolina	W	92-43
11/16 at North Florida	W	94-56
11/19 Penn	W	74-62
11/24 Stanford ^	W	67-53
11/25 #21/22 Iowa State ^	L	56-73
11/27 Florida ^	L	56-65
11/30 Rutgers @	W	73-61
12/3 Wofford %	W	74-57
12/6 South Carolina State	W	82-46
12/16 Florida Atlantic	W	76-56
12/22 George Washington >	W	72-64
12/28 Columbia	W	78-67
12/31 NC State *	W	81-63
1/4 at Syracuse *	L	55-70
1/12 #20 Notre Dame *	L	62-67
1/14 at Pittsburgh *	W	72-46
1/18 at Wake Forest *	L	79-96
1/21 at #18 Duke *	L	58-70
1/25 Boston College *	W	78-77
1/28 #9/6 North Carolina *	W	77-62
2/1 #15/16 Florida State *	L	57-75
2/4 at NC State *	W	84-79
2/8 Virginia Tech *	W	74-68
2/11 at #4 Louisville *	L	66-71
2/15 Georgia Tech *	W	70-61
2/18 Clemson *	W	71-65
2/20 at #18/19 Virginia *	W OT	54-48
2/25 #10/11 Duke *	W	55-50
2/27 [25] at Virginia Tech *	L	61-66
3/4 [25] at #15/17 Florida St. *	L	57-66
3/8 vs. Syracuse #	W	62-57
3/9 vs. #6 North Carolina #	L	53-78
3/17 vs. Michigan State \$	L	58-78

Season Totals: 2278-2116

^ AdvoCare Invitational, Orlando, Fla.

@ ACC/Big Ten Challenge

% Hoophall Miami Invitational

* ACC Game

ACC Tournament (Brooklyn, N.Y.)

\$ NCAA Tournament (Tulsa, Okla.)

> 1,000th program victory



YEAR-BY-YEAR RESULTS

[] MIAMI RANK

#OPPONENT RANK

2017-18

Record: 22-10, 11-7 ACC

NCAA Tournament

Jim Larrañaga, Head Coach

11/10 [13/12]	Gardner-Webb	W	77-45
11/12 [13/12]	Navy	W	89-55
11/16 [11/12]	Florida A&M	W	90-59
11/22 [11]	vs. La Salle!	W	57-46
11/25 [11]	North Florida	W	86-65
11/29 [10/13]	at #12 Minnesota@	W	86-81
12/2 [10/13]	vs. Princeton%	W	80-52
12/5 [10/11]	Boston University	W	69-54
12/16 [6/8]	at George Washington	W	59-59
12/22 [6/7]	at Hawaii^	W	75-57
12/23 [6/7]	vs. New Mexico St.^	L	54-63
12/25 [15/16]	vs. Middle Tenn.^	W	84-81
12/30 [15/16]	at Pittsburgh*	W	67-53
1/3 [15/17]	at Georgia Tech*	L	54-64
1/7 [15/17]	#24/RV Florida St*	W	80-74
1/13 [18/19]	at #19/17 Clemson*	L	63-72
1/15 [25/23]	#5 Duke*	L	75-83
1/21 [25/23]	at NC State*	W	86-81
1/24 [RV/24]	Louisville*	W OT	78-75
1/27 [RV/24]	at Florida State*	L OT	94-103
1/31	Pittsburgh*	W	69-57
2/3	at Virginia Tech*	W	84-75
2/7 [25]	Wake Forest*	W	87-81
2/10 [25]	at Boston College*	L	70-72
2/13 #1/3	Virginia*	L	50-59
2/17	Syracuse*	L	55-62
2/19	at Notre Dame*	W	77-74
2/24	Boston College*	W	79-78
2/27	at #9 North Carolina*	W	91-88
3/3	Virginia Tech*	W	69-68
3/8 [24/25]	vs. #12/11 UNC #	L	65-82
3/15 [22/24]	vs. Loyola Chicago \$	L	62-64
Season Totals:			2361-2173

! Reading, Pa.

@ ACC/Big Ten Challenge

% Hoophall Miami Invitational

^ Diamond Head Classic

* ACC Game

ACC Tournament (Brooklyn, N.Y.)

\$ NCAA Tournament (Dallas, Texas)

2018-19

Record: 14-18, 5-13 ACC

Jim Larrañaga, Head Coach

11/9	Lehigh	W	83-62
11/13	Stephen F. Austin	W	96-58
11/17	Bethune-Cookman	W	78-70
11/22	La Salle ^	W	85-49
11/23	Fresno State ^	W	78-76
11/25	Seton Hall ^	L	81-83
11/28	Rutgers @	L	54-57
12/1	Yale %	L	54-57
12/4	at Penn	L	75-89
12/19	Houston Baptist	W	80-73
12/22	Florida Atlantic	W	75-55
12/29	Campbell	W	73-62
1/3	#18/19 NC State*	L	82-87
1/6	at Louisville*	L	73-90
1/9	at #13 Florida State*	L	62-68
1/12	Wake Forest*	W	76-65
1/19	#13/15 North Carolina*	L	76-85
1/24	at Syracuse*	L	53-73
1/27	#RV/23 Florida State*	L	66-78
1/30	#12/11 Virginia Tech*	L	70-82
2/2	at #3 Virginia*	L	46-56
2/6	Notre Dame*	W	62-47
2/9	at #8 North Carolina*	L OT	85-88
2/13	Clemson*	W	65-64
2/17	at Boston College*	L	57-64
2/23	Georgia Tech*	W	80-65
2/26	at Wake Forest*	L	75-76
3/2	at #3/2 Duke*	L	57-87
3/5	Pitt*	W	76-63
3/8	at #15/16 Virginia Tech*	L	70-84
3/12	Wake Forest #	W	79-71
3/13	#16/15 Virginia Tech #	L	56-71
Season Totals:			2297-2275

@ ACC/Big Ten Challenge

% Hoophall Miami Invitational

^ Wooden Legacy (Fullerton, Calif.)

* ACC Game

ACC Tournament (Charlotte, N.C.)





HURRICANES BASKETBALL

2019-20 SCHEDULE

FLAGLER
OCTOBER 30
EXHIBITION

LOUISVILLE
NOVEMBER 5

FLORIDA ATLANTIC
NOVEMBER 8

AT **UCF**
NOVEMBER 12

VS. **MISSOURI STATE**
NOVEMBER 21
CHARLESTON CLASSIC

VS. **FLORIDA/ST. JOSEPH'S**
NOVEMBER 22
CHARLESTON CLASSIC

VS. **TBD**
NOVEMBER 24
CHARLESTON CLASSIC

AT **ILLINOIS**
DECEMBER 2
BIG 10/ACC CHALLENGE

ALABAMA A&M
DECEMBER 14

VS. **TEMPLE**
DECEMBER 17
AIR FORCE RESERVE BASKETBALL
HOF INVITATIONAL

COPPIN STATE
DECEMBER 21

AT **CLEMSON**
DECEMBER 31

DUKE
JANUARY 4

AT **LOUISVILLE**
JANUARY 7

PITTSBURGH
JANUARY 12

PITTSBURGH
JANUARY 12

AT **NC STATE**
JANUARY 15

FLORIDA STATE
JANUARY 18

AT **DUKE**
JANUARY 21

AT **NORTH CAROLINA**
JANUARY 25

VIRGINIA TECH
JANUARY 28

AT **PITTSBURGH**
FEBRUARY 2

NC STATE
FEBRUARY 5

AT **FLORIDA STATE**
FEBRUARY 8

BOSTON COLLEGE
FEBRUARY 12

WAKE FOREST
FEBRUARY 15

AT **VIRGINIA TECH**
FEBRUARY 19

AT **NOTRE DAME**
FEBRUARY 23

AT **GEORGIA TECH**
FEBRUARY 29

VIRGINIA
MARCH 4

SYRACUSE
MARCH 7

MIAMI HURRICANES BASKETBALL

