



# 2016-17 @CANESWBB GAME NOTES

Miami Athletics Communications • 5821 San Amaro Drive • Coral Gables, FL 33146 • HurricaneSports.com

Assistant Director of Communications: Alex Schwartz • Email: alexschwartz@miami.edu • Phone: 609-802-3674/305-284-3249

Twitter: @CanesWBB | Instagram: @CanesWBB | Facebook: /CanesWBB

## MIAMI'S MANY OPTIONS

Four (4) different Hurricanes have scored 20-plus points in a game this season: Keyona Hayes (23), Laura Cornelius (22), Adrienne Motley (22) and Jessica Thomas (21).

4

## SUPERB STREAK

For the second straight year, Miami has posted a 10-game winning streak, which it had last previously done in 2011-12.

10

## ELITE COMPANY

Miami, No. 1 UConn, No. 4/3 Maryland and No. 6 South Carolina are the lone teams with AP top-10 road victories.

10

## DOUBLE-DIGIT W'S

Miami, Duke and Florida State are the only schools with 10-plus ACC victories in at least four of the past six seasons.

10

## APPROACHING 1K

Jessica Thomas currently has 988 points in her career and is just 12 away from being the 25th Hurricane to score 1,000.

12

## STIFLING DEFENSE

In the final 15 minutes of the Hurricanes' win over Coppin State, Miami held the Eagles to a total of four points.

15

## VICTORIES

The Hurricanes have tallied 20-plus wins in six of the past seven seasons after doing so once in the prior 16.

20

## ACC SUCCESS

The Hurricanes' 63 wins in ACC play since the start of 2010-11 rank second in the conference, behind only Duke (74).

63

## STELLAR SHOOTING

Erykah Davenport is 47-of-67 from the floor thus far in 2016-17 and her 70.1 field goal percentage is the best mark in the ACC.

70.1

## 2016-17 SCHEDULE

| DATE      | OPPONENT                      | TIME/SCORE (TV)              |
|-----------|-------------------------------|------------------------------|
| Nov. 11   | [14/20] at 19/19 Kentucky@    | L, 82-66 (SECN +)            |
| Nov. 13   | [14/20] vs. Albany@           | W, 77-53                     |
| NOV. 16   | [22/22] CHARLOTTE             | W, 80-46 (ACCN Extra)        |
| Nov. 20   | [22/22] at --/RV St. John's   | W, 62-50 (ESPN3)             |
| NOV. 25   | [21/22] GRAMBLING STATE^      | W, 89-61 (ACCN Extra)        |
| NOV. 27   | [21/22] TEXAS TECH^           | W, 74-56 (ACCN Extra)        |
| Dec. 1    | [18/16] at 9/10 Ohio State!   | W, 94-89 (OT) (BTN)          |
| DEC. 4    | [18/16] OLD DOMINION          | W, 66-56 (ACCN Extra)        |
| DEC. 6    | [14/16] LOYOLA CHICAGO        | W, 81-43 (ACCN Extra)        |
| Dec. 16   | [13/12] at FIU                | W, 69-49 (CUSA.tv)           |
| DEC. 19   | [11/12] COPPIN STATE#         | W, 75-35 (ACCN Extra)        |
| DEC. 20   | [11/11] MAINE#                | 5 p.m. (ACCN Extra)          |
| DEC. 29   | FLORIDA STATE*                | 7 p.m. (ACCN Extra)          |
| Jan. 2    | at Pittsburgh*                | 7 p.m.                       |
| Jan. 5    | at NC State*                  | 7 p.m. (ACCN Extra)          |
| JAN. 8    | NOTRE DAME*                   | 3 p.m. (ESPN2 or ACCN Extra) |
| JAN. 11   | VIRGINIA TECH*                | 7 p.m. (ACCN Extra)          |
| Jan. 15   | at Louisville*                | 1:30 p.m. (ESPN2)            |
| Jan. 22   | at Syracuse*                  | 2:30 p.m. (RSN/ACCN Extra)   |
| JAN. 26   | NORTH CAROLINA*               | 7 p.m. (RSN/ACCN Extra)      |
| JAN. 29   | BOSTON COLLEGE*               | 1 p.m. (ACCN Extra)          |
| Feb. 2    | at Wake Forest*               | 7 p.m. (ACCN Extra)          |
| Feb. 6    | at Florida State*             | 7 p.m. (RSN/ACCN Extra)      |
| FEB. 9    | VIRGINIA*                     | 7 p.m. (ACCN Extra)          |
| FEB. 12   | CLEMSON*                      | 2 p.m. (ACCN Extra)          |
| Feb. 19   | at Duke*                      | 1 p.m. (RSN/ACCN Extra)      |
| Feb. 23   | at Virginia Tech*             | 7 p.m.                       |
| FEB. 26   | GEORGIA TECH*                 | 1 p.m. (RSN/ACCN Extra)      |
| March 1-5 | ACC Tournament (Conway, S.C.) | TBA                          |

**BOLD CAPS** - home game, played at the Watsco Center in Coral Gables, Fla.

[#/#] - Miami's Associated Press Poll/USA TODAY Coaches Poll rankings

\* - ACC game

@ - Kentucky Classic (Lexington, Ky.)

^ - Miami Thanksgiving Tournament (Coral Gables, Fla.)

! - ACC/Big Ten Challenge (Columbus, Ohio)

# - Miami Holiday Tournament (Coral Gables, Fla.)

All times Eastern and subject to change

## GAME 12 | DEC. 20, 2016 • 5 P.M. ET • CORAL GABLES, FLA.



### 11/11 MIAMI HURRICANES (10-1)

Head Coach: Katie Meier (Duke, 1989 [B.A.], 1990 [M.A.])

Record at UM: 217-144 (12th season), Career Record: 293-189 (16th season)

VS



### MAINE BLACK BEARS (7-5)

Head Coach: Richard Barron (Kenyon College, 1991)

Record at ME: 85-86 (sixth season), Career Record: 236-224 (17th season)

#### SERIES HISTORY

The Hurricanes are 1-2 all-time against the Black Bears, whom they have faced just once in the last 19 years. Most recently, Maine registered a 54-53 road victory on Dec. 29, 2007 in the Miami Holiday Tournament.

#### BROADCAST INFORMATION

ACC Network Extra • Play-by-Play: Joe Zagacki • Color: Megan Perry | <http://es.pn/2hEmGGC>

WVUM 90.5 FM • Matthew Mendez • Alex Shahriari | WVUM.org

## NEWS & NOTES

#### MIAMI HOLIDAY TOURNAMENT

Monday, the opening day of the Miami Holiday Tournament, Maine beat East Tennessee State, 61-48, and Miami topped Coppin State, 75-35. The Buccaneers and Eagles will play Tuesday at 3 p.m., in the consolation game and then the Hurricanes will take on the Black Bears at 5 p.m., in the championship matchup.

#### DOMINANT W

Miami's 75-35 victory over Coppin State was its first 40-point win since a 95-44 triumph over Illinois State on 11/28/14 and its first time allowing 35 points or fewer since a 61-35 victory at Old Dominion on 11/15/15.

#### DISHING OUT DIMES

Senior guard Jessica Thomas has posted four-plus assists in each of the last 10 games and has recorded five in each of the past five outings. In her first three seasons, her best streak in both categories was three in a row.

#### BIG-TIME BENCH

In 10 of 11 games, the Hurricanes have led their opponent in bench scoring, posting a differential of plus-10 or more seven times, including at least plus-28 twice. On the season, Miami has registered 295 bench points and allowed just 146, good for a margin of plus-149 (13.5 per game). In total, 35.4 percent of the Hurricanes' points have come from the bench, while opponents have recorded only 24.0 percent of points from the bench.

#### CHALLENGE ACCEPTED

Miami posted a 94-89 overtime win at No. 9/10 Ohio State in the ACC/Big Ten Challenge. For the Hurricanes, who are 2-1 in their last three games against top-10 teams, it was their first top-10 road win since 2/2/14 (83-80 at No. 6 North Carolina). It was also their first time scoring 90-plus since 11/28/14 (95-44 vs. Illinois State) and first time doing so against a ranked team since 12/5/11 (92-81 in 2OT vs. No. 12/11 Rutgers). Keyona Hayes had a career-high 23 points and Erykah Davenport notched her first double-double (10 points, 10 rebounds).

#### POSTSEASON PLAY

Miami has made the postseason in seven straight seasons, more than doubling the previous program record (2002-04) and surpassing its total (six) from the prior 16 years. Additionally, the Hurricanes have reached the NCAA Tournament five times in the last six years after making three appearances in the previous 17 seasons.

#### MAINE

The Black Bears, 7-5 on the season, are led by senior guard Sigi Koizar, who averages 14.8 points per game. Maine, picked third in the America East preseason poll, went 26-9 (15-1 AE) in 2015-16 and played in the WNIT.

## PROJECTED STARTERS

|    | Player   | CAREER HIGHS  |
|----|--|---|
| 0  | Keyonna Harris<br>6-0   F   Jr.<br>Riviera Beach, Fla. | Points: 11<br>Rebounds: 9<br>Assists: 4<br>Steals: 4<br>Blocks: 2<br>Minutes: 27  |
| 3  | Jessica Thomas<br>5-6   G   Sr.<br>Gainesville, Fla.   | Points: 24<br>Rebounds: 9<br>Assists: 7<br>Steals: 5<br>Blocks: 2<br>Minutes: 42  |
| 20 | Keyona Hayes<br>6-1   F   RSR.<br>Marietta, Ga.        | Points: 23<br>Rebounds: 15<br>Assists: 5<br>Steals: 3<br>Blocks: 4<br>Minutes: 36 |
| 23 | Adrienne Motley<br>5-9   G   Sr.<br>Newport News, Va.  | Points: 32<br>Rebounds: 8<br>Assists: 8<br>Steals: 5<br>Blocks: 3<br>Minutes: 43  |
| 30 | Erykah Davenport<br>6-2   F/C   Jr.<br>Decatur, Ga.    | Points: 16<br>Rebounds: 15<br>Assists: 2<br>Steals: 5<br>Blocks: 5<br>Minutes: 34 |



# ROSTER BREAKDOWN

## NUMERICAL ROSTER

| NO. | NAME               | POS | HT   | CL   | HOMETOWN / LAST SCHOOL  |
|-----|--------------------|-----|------|------|---|
| 0   | Keyanna Harris     | F   | 6-0  | Jr.  | Riviera Beach, Fla. / William T. Dwyer                          |
| 1   | Laura Cornelius    | G   | 5-8  | So.  | Groningen, Netherlands / Caland Lyceum                          |
| 3   | Jessica Thomas     | G   | 5-6  | Sr.  | Gainesville, Fla. / Buchholz                                    |
| 4   | Shaneese Bailey    | G/F | 5-9  | RJr. | Callahan, Fla. / Florida Atlantic / University Christian School |
| 5   | Nigia Greene       | G   | 5-10 | Sr.  | Atlanta, Ga. / St. Francis                                      |
| 12  | Sarah Mortensen    | G/F | 6-1  | Fr.  | Copenhagen, Denmark / Long Island Lutheran (N.Y.)               |
| 15  | Neydja Petithomme  | G   | 5-8  | Jr.  | Boca Raton, Fla. / Auburn / Grandview Prep                      |
| 20  | Keyona Hayes       | F   | 6-1  | RSr. | Marietta, Ga. / St. Francis                                     |
| 21  | Emese Hof          | F/C | 6-3  | So.  | Utrecht, Netherlands / Caland Lyceum                            |
| 22  | Zada Williams      | F/C | 6-2  | So.  | Babson Park, Fla. / Lake Wales                                  |
| 23  | Adrienne Motley    | G   | 5-9  | Sr.  | Newport News, Va. / Woodside                                    |
| 25  | Khaila Prather     | F   | 6-1  | Jr.  | Upper Marlboro, Md. / Riverdale Baptist                         |
| 30  | Erykah Davenport   | F/C | 6-2  | Jr.  | Decatur, Ga. / Tucker   |
| 51  | Serena-Lynn Geldof | C   | 6-6  | Fr.  | Ostend, Belgium / KA Redingenhof Leuven                         |

## ALPHABETICAL ROSTER

| NO. | NAME               | POS | HT   | CL   | HOMETOWN / LAST SCHOOL  |
|-----|--------------------|-----|------|------|---|
| 4   | Shaneese Bailey    | G/F | 5-9  | RJr. | Callahan, Fla. / Florida Atlantic / University Christian School |
| 1   | Laura Cornelius    | G   | 5-8  | So.  | Groningen, Netherlands / Caland Lyceum                          |
| 30  | Erykah Davenport   | F/C | 6-2  | Jr.  | Decatur, Ga. / Tucker   |
| 51  | Serena-Lynn Geldof | C   | 6-6  | Fr.  | Ostend, Belgium / KA Redingenhof Leuven                         |
| 5   | Nigia Greene       | G   | 5-10 | Sr.  | Atlanta, Ga. / St. Francis                                      |
| 0   | Keyanna Harris     | F   | 6-0  | Jr.  | Riviera Beach, Fla. / William T. Dwyer                          |
| 20  | Keyona Hayes       | F   | 6-1  | RSr. | Marietta, Ga. / St. Francis                                     |
| 21  | Emese Hof          | F/C | 6-3  | So.  | Utrecht, Netherlands / Caland Lyceum                            |
| 12  | Sarah Mortensen    | G/F | 6-1  | Fr.  | Copenhagen, Denmark / Long Island Lutheran (N.Y.)               |
| 23  | Adrienne Motley    | G   | 5-9  | Sr.  | Newport News, Va. / Woodside                                    |
| 15  | Neydja Petithomme  | G   | 5-8  | Jr.  | Boca Raton, Fla. / Auburn / Grandview Prep                      |
| 25  | Khaila Prather     | F   | 6-1  | Jr.  | Upper Marlboro, Md. / Riverdale Baptist                         |
| 3   | Jessica Thomas     | G   | 5-6  | Sr.  | Gainesville, Fla. / Buchholz                                    |
| 22  | Zada Williams      | F/C | 6-2  | So.  | Babson Park, Fla. / Lake Wales                                  |

**Head Coach:** Katie Meier (Duke '89 [B.A.] & '90 [M.A.], 12th season)

**Assistant Coach:** Octavia Blue (Miami '98, fifth season)

**Assistant Coach:** Tia Jackson (Iowa '95, second season)

**Assistant Coach:** Fitzroy Anthony (Palm Beach Atlantic '08, second season)

**Director of Basketball Operations & Special Projects:** Margie Gill (Florida '03, third season)

**Director of Basketball Operations / Coordinator of Recruiting:** Loretta Hall (Cal State Northridge '94, 10th season)

**Special Assistant:** Sarah Smoak (Lynchburg '06, second season)

**Coordinator of Video Services:** Michael Whalen (Ohio State '16, first season)

**Coordinator of Program & Player Development:** Michaela Mabrey (Notre Dame '16, first season)

**Athletic Trainer:** Natalie Fontela (Miami '13, second season)

**Strength & Conditioning Coach:** Tyler Farwell (Illinois State '10, second season)

## RETURNEES

- No. 0 Keyanna Harris
- No. 1 Laura Cornelius
- No. 3 Jessica Thomas
- No. 5 Nigia Greene
- No. 20 Keyona Hayes
- No. 21 Emese Hof
- No. 22 Zada Williams
- No. 23 Adrienne Motley
- No. 25 Khaila Prather
- No. 30 Erykah Davenport

## NEWCOMERS

- No. 4 Shaneese Bailey (sat 2015-16 as a transfer)
- No. 12 Sarah Mortensen
- No. 15 Neydja Petithomme (sat 2015-16 as a transfer)
- No. 51 Serena-Lynn Geldof

## FRESHMEN

- No. 12 Sarah Mortensen
- No. 51 Serena-Lynn Geldof

## SOPHOMORES

- No. 1 Laura Cornelius
- No. 21 Emese Hof
- No. 22 Zada Williams

## JUNIORS

- No. 0 Keyanna Harris
- No. 4 Shaneese Bailey (redshirt)
- No. 15 Neydja Petithomme
- No. 25 Khaila Prather
- No. 30 Erykah Davenport

## SENIORS

- No. 3 Jessica Thomas
- No. 5 Nigia Greene
- No. 20 Keyona Hayes (redshirt)
- No. 23 Adrienne Motley

## GEOGRAPHIC BREAKDOWN

### FLORIDA

- No. 0 Keyanna Harris
- No. 3 Jessica Thomas
- No. 4 Shaneese Bailey
- No. 15 Neydja Petithomme
- No. 22 Zada Williams

### GEORGIA

- No. 5 Nigia Greene
- No. 20 Keyona Hayes
- No. 30 Erykah Davenport

### NETHERLANDS

- No. 1 Laura Cornelius
- No. 21 Emese Hof

### BELGIUM

- No. 51 Serena-Lynn Geldof

### DENMARK

- No. 12 Sarah Mortensen

### MARYLAND

- No. 25 Khaila Prather

### VIRGINIA

- No. 23 Adrienne Motley

## PRONUNCIATION GUIDE

**Katie Meier:** MY-Urr  
**Shaneese Bailey:** Shuh-NEESE  
**Erykah Davenport:** Erica  
**Nigia Greene:** Nye-ZHEE-Uh  
**Keyona Hayes:** Key-AH-Nuh

**Keyanna Harris:** Key-AH-Nuh  
**Emese Hof:** Uh-MASE-Uh HOFF  
**Neydja Petithomme:** NEE-Zhuh PET-Ee-Home  
**Khaila Prather:** KAY-Luh PRAY-Thur  
**Zada Williams:** ZAY-Duh



# PLAYER SPOTLIGHTS



**#0 KEYANNA HARRIS**  
JR • F • 6-0 • Riviera Beach, Fla.

|         | GP-GS | PPG | RPG | APG | MPG  |
|---------|-------|-----|-----|-----|------|
| 2016-17 | 11-8  | 5.1 | 5.0 | 1.4 | 21.3 |
| CAREER  | 66-8  | 2.6 | 2.0 | 0.6 | 11.3 |



**#1 LAURA CORNELIUS**  
SO • G • 5-8 • Groningen, Netherlands

|         | GP-GS | PPG | RPG | APG | MPG  |
|---------|-------|-----|-----|-----|------|
| 2016-17 | 9-3   | 9.0 | 3.2 | 2.4 | 23.7 |
| CAREER  | 42-3  | 6.4 | 2.3 | 2.5 | 22.6 |



**#3 JESSICA THOMAS**  
SR • G • 5-6 • Gainesville, Fla.

|         | GP-GS  | PPG  | RPG | APG | MPG  |
|---------|--------|------|-----|-----|------|
| 2016-17 | 11-11  | 12.4 | 2.0 | 4.5 | 30.5 |
| CAREER  | 108-78 | 9.1  | 2.7 | 2.7 | 25.7 |




**#4 SHANEES BAILEY**  
JR • G/F • 5-9 • Callahan, Fla.

|         | GP-GS | PPG | RPG | APG | MPG  |
|---------|-------|-----|-----|-----|------|
| 2016-17 | 11-0  | 3.2 | 2.5 | 0.5 | 11.4 |
| CAREER  | 70-33 | 9.8 | 4.2 | 0.7 | 18.2 |



**#5 NIGIA GREENE**  
SR • G • 5-10 • Atlanta, Ga.

|         | GP-GS | PPG | RPG | APG | MPG  |
|---------|-------|-----|-----|-----|------|
| 2016-17 | 11-0  | 7.1 | 1.2 | 0.9 | 18.9 |
| CAREER  | 60-4  | 4.9 | 1.2 | 0.5 | 14.5 |



**#12 SARAH MORTENSEN**  
FR • G/F • 6-1 • Copenhagen, Denmark

|         | GP-GS | PPG | RPG | APG | MPG |
|---------|-------|-----|-----|-----|-----|
| 2016-17 | 10-0  | 3.3 | 2.6 | 0.7 | 8.7 |
| CAREER  | 10-0  | 3.3 | 2.6 | 0.7 | 8.7 |




**#15 NEYDJA PETITHOMME**  
JR • G • 5-8 • Boca Raton, Fla.

|         | GP-GS | PPG | RPG | APG | MPG  |
|---------|-------|-----|-----|-----|------|
| 2016-17 | 2-0   | 0.0 | 0.0 | 1.0 | 2.0  |
| CAREER  | 33-16 | 5.2 | 2.0 | 3.0 | 20.8 |



**#20 KEYONA HAYES**  
RSR • F • 6-1 • Marietta, Ga.

|         | GP-GS  | PPG | RPG | APG | MPG  |
|---------|--------|-----|-----|-----|------|
| 2016-17 | 11-11  | 9.3 | 6.9 | 1.5 | 23.7 |
| CAREER  | 107-65 | 8.4 | 5.9 | 1.1 | 21.0 |



**#21 EMESE HOF**  
SO • F/C • 6-3 • Utrecht, Netherlands

|         | GP-GS | PPG | RPG | APG | MPG  |
|---------|-------|-----|-----|-----|------|
| 2016-17 | 9-0   | 3.9 | 3.7 | 0.6 | 10.0 |
| CAREER  | 42-12 | 7.6 | 5.1 | 0.7 | 17.2 |



**#22 ZADA WILLIAMS**  
SO • F/C • 6-2 • Babson Park, Fla.

|         | GP-GS | PPG | RPG | APG | MPG |
|---------|-------|-----|-----|-----|-----|
| 2016-17 | 5-0   | 3.0 | 2.2 | 0.0 | 5.4 |
| CAREER  | 26-0  | 2.0 | 1.7 | 0.2 | 5.1 |



**#23 ADRIENNE MOTLEY**  
SR • G • 5-9 • Newport News, Va.

|         | GP-GS   | PPG  | RPG | APG | MPG  |
|---------|---------|------|-----|-----|------|
| 2016-17 | 11-11   | 11.5 | 3.1 | 3.4 | 27.2 |
| CAREER  | 108-105 | 14.3 | 3.8 | 2.5 | 30.0 |




**#25 KHAILA PRATHER**  
JR • F • 6-1 • Upper Marlboro, Md.

|         | GP-GS | PPG | RPG | APG | MPG  |
|---------|-------|-----|-----|-----|------|
| 2016-17 | 11-0  | 1.4 | 2.4 | 0.0 | 7.4  |
| CAREER  | 77-2  | 1.8 | 2.8 | 0.2 | 10.7 |



**#30 ERYKAH DAVENPORT**  
JR • F/C • 6-2 • Decatur, Ga.

|         | GP-GS | PPG  | RPG | APG | MPG  |
|---------|-------|------|-----|-----|------|
| 2016-17 | 11-11 | 10.1 | 5.9 | 0.5 | 20.5 |
| CAREER  | 77-32 | 5.6  | 4.6 | 0.3 | 15.9 |



**#51 SERENA-LYNN GELDOLF**  
FR • C • 6-6 • Ostend, Belgium

|         | GP-GS | PPG | RPG | APG | MPG |
|---------|-------|-----|-----|-----|-----|
| 2016-17 | 6-0   | 1.5 | 1.5 | 0.0 | 4.8 |
| CAREER  | 6-0   | 1.5 | 1.5 | 0.0 | 4.8 |



**MIAMI**  
HAS MADE THE POSTSEASON  
**SEVEN YEARS**  
**IN A ROW**

**THE HURRICANES**  
HAVE REACHED THE  
**NCAA TOURNAMENT**  
FIVE TIMES IN THE LAST SIX YEARS

**MIAMI**  
HAS RECORDED  
**20-PLUS VICTORIES**  
IN FIVE OF THE LAST SIX SEASONS

**THE HURRICANES**  
HAVE POSTED A  
**95-18 HOME RECORD (.841)**  
SINCE THE START OF THE 2010-11 SEASON

**MIAMI**  
HAD AN ALUM IN THE  
2015 WNBA ALL-STAR GAME (RIQUANA WILLIAMS)  
AND IN THE  
2015 WNBA FINALS (SHENISE JOHNSON)

**KATIE MEIER**  
WON 2013 USA BASKETBALL NATIONAL  
**COACH OF THE YEAR,**  
2010-11 AP NATIONAL COACH OF THE YEAR  
AND  
2010-11 ACC COACH OF THE YEAR



 **BASKETBALL**



## UPCOMING CAREER MILESTONES

**Laura Cornelius** is five made field goals away from 100 and four rebounds from 100 . . . **Erykah Davenport** is 24 minutes played away from 1,250 . . . **Nigia Greene** is nine points away from 300 . . . **Keyanna Harris** is seven minutes played away from 750 . . . **Keyona Hayes** is five minutes played away from 2,250 . . . **Emese Hof** is one block away from 50 . . . **Adrienne Motley** is four points from 1,550 and seven minutes played from 3,250 . . . **Jessica Thomas** is seven assists away from 300 and 12 points from 1,000.

## POLL RANKINGS

Below are Miami's rankings (points received in parenthesis) by week this season, with the AP Poll listed first and the Coaches Poll second.

**Preseason:** 14 (328) / 20 (179) ... **Week 2:** 22 (163) / 22 (107) ... **Week 3:** 21 (155) / 22 (143) ... **Week 4:** 18 (245) / 16 (255) ... **Week 5:** 14 (398) / 13 (400) ... **Week 6:** 13 (415) / 12 (416) ... **Week 7:** 11 (459) / 11 (452).

## STARTING LINEUPS

The Hurricanes have used two starting lineups thus far in 2016-17.

- Cornelius/Davenport/Hayes/Motley/Thomas: 2-1 (most recent: 11/16/16)

- Davenport/Harris/Hayes/Motley/Thomas: 8-0 (most recent: 12/19/16)

## TV TIME

For the second straight year, all of Miami's home games will be broadcast live. The Hurricanes have 12 contests on ACC Network Extra, two on RSN/ACC Network Extra and one on ESPN2 and/or ACC Network Extra. In total, 25 of Miami's 28 games will be on TV, including 14 of its 16 ACC matchups.

## MEIER'S PROCANES

Seventeen players who Katie Meier has coached at Miami have gone on to play professional basketball: Diane Barnes, Maria Brown, Charmaine Clark, LaToya Drake, Tamara James (WNBA), Shenise Johnson (WNBA), Suriya McGuire, Laura Quevedo, Maurita Reid, Necole Sterling, Morgan Stroman, Renee Taylor, Carla Williams, Jassany Williams, Riquana Williams (WNBA), Shawnice "Pepper" Wilson and Stefanie Yderstrom.

## FROM OVERSEAS TO THE U

Miami has five players born outside the United States: Laura Cornelius (Netherlands), Serena-Lynn Geldof (Belgium), Emese Hof (Netherlands), Sarah Mortensen (Denmark) and Adrienne Motley (Netherlands).

## 1K CLUB

Senior guard Adrienne Motley currently ranks ninth all-time at Miami with 1,546 points. She is 179 behind Sylvia Wilson for eighth and 189 behind assistant coach Octavia Blue for seventh. In just the seventh game of her junior season, she became the 24th player to reach 1,000 points and the 13th to do so in fewer than four years. Two other Hurricanes, redshirt senior forward Keyona Hayes and senior guard Jessica Thomas, are nearing 1,000 points. Hayes has 904 points, while Thomas has 988.

## GOOD WORK, KP

Junior forward Khaila Prather is one of 64 DI players, including seven from the ACC, among the nominees for the 2017 Allstate WBCA Good Works Team, which honors players for their community service and leadership.

## EXTENSION, DONATION, CHALLENGE

On Oct. 13, 2014, Katie Meier received a contract extension from Miami that runs through 2020-21. Upon signing the deal, Meier announced plans to contribute \$75,000 back to the school towards women's athletics and she challenged the UM and South Florida communities to donate, too.

## RECORDS AGAINST 2016-17 OPPONENTS

| OPPONENT        | RECORD | STREAK | LAST MEETING                     |
|-----------------|--------|--------|----------------------------------|
| Kentucky        | 1-5    | L1     | 12/1/01, L, 60-57, away          |
| Albany          | n/a    | n/a    | n/a                              |
| Charlotte       | 1-1    | W1     | 11/23/15, W, 77-70, away         |
| St. John's      | 18-6   | W8     | 2/10/04, W, 85-74, home          |
| Grambling State | 2-2    | W1     | 12/21/08, W, 83-65, home         |
| Texas Tech      | 0-2    | L2     | 12/6/04, L, 109-49, away         |
| Ohio State      | 0-2    | L2     | 12/27/86, L, 79-75, away         |
| Old Dominion    | 1-3    | W1     | 11/17/15, W, 61-35, away         |
| Loyola Chicago  | 1-0    | W1     | 11/21/16, W, 77-50, away         |
| FIU             | 34-22  | W2     | 12/22/15, W, 83-55, home         |
| Coppin State    | 3-0    | W3     | 12/4/15, W, 78-59, home          |
| Maine           | 1-2    | L1     | 12/29/07, L, 54-53, home         |
| Florida State   | 13-39  | W1     | 3/4/16, W, 75-56, neutral (ACCT) |
| Pittsburgh      | 19-9   | W2     | 3/3/16, W, 77-55, neutral (ACCT) |
| NC State        | 9-10   | W1     | 12/30/15, W, 73-44, home         |
| Notre Dame      | 4-17   | L3     | 3/5/16, L, 78-67, neutral (ACCT) |
| Virginia Tech   | 16-6   | W10    | 2/21/16, W, 67-56 (OT), home     |
| Louisville      | 1-2    | L2     | 2/25/16, L, 79-51, home          |
| Syracuse        | 18-7   | L1     | 2/1/16, L, 57-51, home           |
| North Carolina  | 7-13   | W1     | 1/17/16, W, 76-61, away          |
| Boston College  | 25-17  | W2     | 2/4/16, W, 67-62, away           |
| Wake Forest     | 9-8    | W1     | 1/14/16, W, 71-60, home          |
| Virginia        | 7-9    | L1     | 1/3/16, L, 76-56, away           |
| Clemson         | 9-6    | W2     | 1/10/16, W, 83-49, away          |
| Duke            | 2-12   | W1     | 2/7/16, W, 61-53, home           |
| Georgia Tech    | 13-13  | W2     | 2/11/16, W, 58-55, away          |

*All information is as of the start of the 2016-17 season*

## 200 WINS AT THE U

With a 76-61 victory at North Carolina on Jan. 17, Katie Meier became the second head coach to win 200 games at the helm of the Hurricanes. Meier has led Miami to a 167-74 (.693) record since 2009-10, including 145-60 (.707) since 2010-11.

## HEADED TO THE HALL

Katie Meier has been named a part of the University of Miami Sports Hall of Fame's Class of 2017. Meier, who will be the third head coach in program history inducted, is joined by Ryan Braun, Jeremy Shockey and six others in the class.

## MAYOR JAMES

Miami's all-time leading scorer, Tamara James, was recently elected as the mayor of Dania Beach, Fla. A three-time conference scoring champion and four-time all-conference pick, James scored 2,406 points from 2002-06. James, a member of the UM Sports Hall of Fame and an ACC Legend, is only player to lead Miami in scoring four times and was the eighth pick in the 2006 WNBA Draft.

## MIAMI IN THE PRESEASON POLLS

At No. 14 in the AP Poll and No. 20 in the Coaches Poll, Miami received its highest preseason national rankings since checking in at No. 7 in both polls in 2011. The Hurricanes were voted as high as No. 11 in the AP Poll and were in the top 19 on 31 of the 33 ballots. The last time Miami was nationally ranked entering a season was in 2012, when it was No. 24 in the AP Poll and No. 23 in the Coaches Poll.

## MOTLEY'S EARLY ACCOLADES

Adrienne Motley was tabbed as a Preseason First Team All-ACC pick by both the Blue Ribbon Panel and the ACC Coaches for the second year in a row. She was also chosen as a College Sports Madness Preseason Fourth Team All-American and was named to the Naismith Trophy and the Nancy Lieberman Award preseason watch lists, as well as the Wooden Award Preseason Top 30.



## IN THE RECORD BOOKS

In 2015-16, three Hurricanes combined to post four top-10 single-season marks in the Miami record books across three statistical categories. Emese Hof's 54.2 field goal percentage placed fourth on Miami's list, while Keyona Hayes' 53.5 percent clip ranked eighth. Those marks were also fifth and eighth, respectively, in the ACC last year. Laura Cornelius registered a 42.3 3-point percentage, good for the third-best mark by a Hurricane and the third-best figure in the ACC in 2015-16. Also, Hof's 42 blocks put her No. 10 on Miami's single-season leaderboard, while her 1.3 blocks per game ranked No. 11 in the conference last season.

## A YEAR TO REMEMBER

The 2015-16 season was the top combined season ever between Miami's men's and women's basketball programs. Together, they went 51-17, setting a school record for combined victories and winning percentage (.750). Additionally, it was the third time, joining 1997-98 and 2012-13, both teams reached the NCAA Tournament in the same year. Miami was one of 10 schools to have its men's team and women's team conclude 2015-16 ranked in the USA TODAY Coaches Poll, checking in at No. 8 and No. 24, respectively. The men had the second-most wins in a season in program history, while the women tied for the fifth-most.

## WATSCO CENTER

After 13-plus years as the BankUnited Center, Miami's on-campus arena is now the Watsco Center. Watsco, Inc., based in Miami, is traded on the New York Stock Exchange and is the largest distributor of air conditioning, heating and refrigeration products with annual sales of more than \$4 billion, 5,000 employees and 563 locations throughout North America. Watsco has provided funding to the University since the 1990s through its "Watsco's Kids" program, providing children in the community free access to performance arts, sports and other events at the University.

## FACILITY UPGRADES

In addition to the arena being renamed the Watsco Center, the University of Miami basketball facility is undergoing a \$1.7 million renovation. The project, which includes work on areas used by both the men's and women's programs, will feature upgrades to the locker rooms, student-athlete lounges, office spaces, weight room and practice facility hallways. The project is being split into two phases, with the second set to begin following the 2016-17 season. The coaches' offices and hallways of the facility will feature highlights from great moments in Miami basketball history, as well as photos of select stars from both the men's and women's teams. Also on display will be large-scale images of UM's ProCanes, as well as the newest Miami adidas gear. The players' lounge will feature a gaming center complete with couches and televisions. The walls of the practice facility will showcase photos of celebrity Canes fans throwing up the U. Student-athletes will have custom lockers and the sound system in the locker room, lounges and coaches' offices will be upgraded, too.

## WELCOME TO THE U

Miami's 2017 signing class is one of the best in program history and includes five highly-touted prospects. The group is ranked as a top-15 class by both ProspectsNation.com and espnW HoopGurlz. Three of Miami's signees are four-star, top-90 recruits according to both outlets, while all of them are four-star, top-125 players on at least one site.

- Endia Banks, 5-9, Guard, Duluth, Ga. - ProspectsNation: 4 stars, No. 53 . . . espnW: 3 stars, unranked
- Mykea Gray, 5-6, Guard, Upper Marlboro, Md. - ProspectsNation: 4 stars, No. 60 . . . espnW: 4 stars, No. 70
- Kelsey Marshall, 5-9, Guard, Davie, Fla. - ProspectsNation: 4 stars, No. 90 . . . espnW: 4 stars, No. 81
- Taylor Mason, 5-9, Guard, Decatur, Ga. - ProspectsNation: 4 stars, No. 82 . . . espnW: 4 stars, No. 66
- Rebecca Ripley, 6-0, Wing/Forward, Stratham, N.H. - ProspectsNation: 4 stars, No. 125 . . . espnW: 3 stars, unranked

## AP PRESEASON POLL

The Hurricanes are scheduled to play seven games this season against teams ranked in the top 20 of the preseason Associated Press Poll, with five of them on the road. Below is the preseason AP Poll, with Miami's 2016-17 opponents listed in bold.

1. **Notre Dame**
2. Baylor
3. Connecticut
4. South Carolina
5. **Louisville**
6. Maryland
7. **Ohio State**
8. Texas
9. UCLA
10. Mississippi State
11. Stanford
12. **Florida State (two meetings)**
13. Tennessee
- T-14. *Miami*
- T-14. **Syracuse**
16. Oklahoma
17. Washington
18. Arizona State
19. **Kentucky**
20. Florida
21. DePaul
22. West Virginia
23. Indiana
24. Missouri
25. Oregon State

In addition, the Hurricanes will play four games, including three on the road, against teams that received votes in the preseason USA TODAY Coaches Poll and/or preseason AP Poll: Duke, Georgia Tech, NC State and St. John's.

## NEW AT THE U

After having six new staff members last year, including two assistant coaches, Miami has just two newcomers in 2016-17. Michael Whalen joins the Hurricanes as the coordinator of video services, while former Notre Dame standout Michaela Mabrey is now the coordinator of program & player development.

## 2015-16 STANDINGS

Miami finished in fifth place in the ACC last season, one spot above where it was picked in the preseason poll by both the Blue Ribbon Panel and the ACC Coaches. It marked the sixth straight year the Hurricanes went at least .500 in ACC play and ended the season top eight of the standings.

- |     |                |             |
|-----|----------------|-------------|
| 1.  | Notre Dame     | 16-0        |
| 2.  | Louisville     | 15-1        |
| 3.  | Syracuse       | 13-3        |
| 4.  | Florida State  | 13-3        |
| 5.  | <b>Miami</b>   | <b>10-6</b> |
| 6.  | NC State       | 10-6        |
| 7.  | Georgia Tech   | 8-8         |
| 8.  | Duke           | 8-8         |
| 9.  | Virginia       | 6-10        |
| 10. | Wake Forest    | 6-10        |
| 11. | Virginia Tech  | 5-11        |
| 12. | Pittsburgh     | 4-12        |
| 13. | North Carolina | 4-12        |
| 14. | Boston College | 2-14        |
| 15. | Clemson        | 0-16        |

## ACC PRESEASON POLL

Miami was picked to finish fifth in the ACC this year by the Blue Ribbon Panel and the ACC Coaches. It is the highest the team has been tabbed since 2011-12, when it was chosen in the top spot and went on to finish second. Below are the preseason polls from both outlets, with the number of points and first place votes received.

| #   | BRP             | COACH           |
|-----|-----------------|-----------------|
| 1.  | ND (795, 44)    | ND (221, 13)    |
| 2.  | UL (758, 8)     | UL (209, 1)     |
| 3.  | FS (674, 2)     | FS (194, 1)     |
| 4.  | SU (646)        | SU (178)        |
| 5.  | <b>UM (584)</b> | <b>UM (162)</b> |
| 6.  | DU (516)        | DU (144)        |
| 7.  | ST (479)        | ST (132)        |
| 8.  | NC (415)        | GT (110)        |
| 9.  | GT (376)        | NC (108)        |
| 10. | VA (296)        | VA (85)         |
| 11. | WF (264)        | WF (74)         |
| 12. | VT (224)        | VT (72)         |
| 13. | UP (209)        | BC (48)         |
| 14. | BC (176)        | UP (47)         |
| 15. | CU (68)         | CU (16)         |

## MONEY MOT

Adrienne Motley was one of three players to finish 2015-16 in the top 10 in the ACC in PPG (15.7, sixth), 3P% (36.5, ninth) and FT% (76.7, 10th). In 2014-15, she was the lone player in the ACC top 15 in PPG, 3P%, FT% and FG%.

## QUICK FACTS

### UNIVERSITY INFORMATION

|                       |   |
|-----------------------|---|
| Location              | Coral Gables, Fla.                            |
| Enrollment            | 16,818  |
| Founded               | 1925  |
| Nickname              | Hurricanes                                    |
| Colors                | Orange (PMS 1665), Green (PMS 3435) and White |
| President             | Dr. Julio Frenk                               |
| Director of Athletics | Blake James                                   |
| Conference            | Atlantic Coast Conference                     |
| Arena / Capacity      | Watsco Center / 7,972                         |
| Ticket Office Phone   | 1-800-GO-CANES                                |
| Press Row             | 305-284-2111                                  |

### COACHING STAFF

|   |  |
|---|--|
| Head Coach                                  | Katie Meier (Duke, 1989 [B.A.], 1990 [M.A.])             |
| Record at Miami                             | 217-144 (12th season)                                    |
| Career Record                               | 293-189 (16th season)                                    |
| Assistant Coach                             | Octavia Blue (Miami '98, fifth season)                   |
| Assistant Coach                             | Tia Jackson (Iowa '95, second season)                    |
| Assistant Coach                             | Fitzroy Anthony (Palm Beach Atlantic '08, second season) |
| Director of Ops / Coordinator of Recruiting | Lonnette Hall (Cal State Northridge '94, 10th season)    |
| Director of Ops & Special Projects          | Margie Gill (Florida '03, third season)                  |
| Special Assistant                           | Sarah Smoak (Lynchburg '06, second season)               |
| Coordinator of Video Services               | Michael Whalen (Ohio State '16, first season)            |
| Coordinator of Program & Player Development | Michaela Mabrey (Notre Dame '16, first season)           |
| Athletic Trainer                            | Natalie Fontela (Miami '13, second season)               |
| Strength & Conditioning Coach               | Tyler Farwell (Illinois State '10, second season)        |

## PROGRAM INFORMATION

|  |  |
|--|--|
| First Year of Basketball                                   | 1972-73  |
| All-Time Record  | 723-518 (.583)   |
| All-Time ACC Record  | 83-97 (.461)   |
| NCAA Tournament Appearances                                | 11 (1989, '92, '93, '98, 2003, '04, '11, '12, '13, '15, '16) |
| Last NCAA Tournament Opponent                              | South Dakota State, 2016 (L, 74-71, First Round)             |
| WNIT Appearances   | Six (1990, '99, 2002, '06, '10, '14)                         |
| Last WNIT Opponent   | Stetson, 2014 (L, 70-63, First Round)                        |
| 2015-16 Overall Record                                     | 24-9   |
| Home / Away / Neutral                                      | 13-3 / 8-3 / 3-3   |
| ACC Record / Finish  | 10-6 / 5th   |
| Letter Winners Returning / Lost                            | 10 / 1   |
| Starters Returning / Lost                                  | 4 / 1  |
| Newcomers  | 4  |
| <b>RETURNING STARTERS</b>                                  | <b>CL</b> <b>POS</b> <b>PPG</b> <b>RPG</b> <b>APG</b>        |
| Erykah Davenport   | Jr.      F/C      6.2      5.2      0.4                      |
| Keyona Hayes   | RSr.      F      9.1      5.5      1.5                       |
| Adrienne Motley  | Sr.      G      15.7      3.6      2.5                       |
| Jessica Thomas   | Sr.      G      11.7      3.7      3.6                       |
| <b>KEY LOSSES</b>  | <b>POS</b> <b>PPG</b> <b>RPG</b> <b>APG</b>                  |
| Michelle Woods ( <i>graduation</i> )                       | G      6.5      3.6      3.1                                 |
| <b>RETURNING NUMBERS</b>                                   | <b>AVG</b> <b>PCT</b>  |
| Points   | 64.2      .908   |
| Rebounds   | 36.1      .908   |
| Assists  | 12.5      .804   |
| Blocks   | 3.1      .904  |
| Steals   | 8.4      .866  |
| Starts   | 132 of 165      .800   |
| <b>NEWCOMERS</b>   | <b>POS</b> <b>HT</b> <b>CL</b>                               |
| Shaneese Bailey  | G/F      5-9      R Jr.                                      |
| Serena-Lynn Geldof   | C      6-6      Fr.  |
| Sarah Mortensen  | G/F      6-1      Fr.  |
| Neydja Petithomme ( <i>eligible after first semester</i> ) | G      5-8      Jr.  |

## SEVEN STRAIGHT POSTSEASON BERTHS

Miami has now made the postseason in each of the last seven years, more than doubling the program's prior top streak of three. Below are the results from each of those tournaments, as well as the team's final record each season.

**2009-10:** WNIT Finals (22-14, 4-10 ACC)

**2010-11:** NCAA Tournament Second Round (28-5, 12-2 ACC)

**2011-12:** NCAA Tournament Second Round (26-6, 14-2 ACC)

**2012-13:** NCAA Tournament First Round (21-11, 11-7 ACC)

**2013-14:** WNIT First Round (16-15, 8-8 ACC)

**2014-15:** NCAA Tournament Second Round (20-13, 8-8 ACC)

**2015-16:** NCAA Tournament First Round (24-9, 10-6 ACC)

## THE LAST TIME IT HAPPENED...

### TEAM SCORING

|                                 |                                     |
|---------------------------------|-------------------------------------|
| Miami scored 100+ points        | 103 vs. Louisiana-Monroe (12/16/11) |
| An opponent scored 100+ points  | 111 by [1/1] Maryland (1/10/07)     |
| Miami scored 90-99 points       | 94 at [9/10] Ohio State (12/1/16)   |
| An opponent scored 90-99 points | 90 by [3/3] Notre Dame (2/14/16)    |
| Miami scored 80-89 points       | 81 vs. Loyola Chicago (12/6/16)     |
| An opponent scored 80-89 points | 89 by [9/10] Ohio State (12/1/16)   |

### MARGIN OF VICTORY

|                                 |                                  |
|---------------------------------|----------------------------------|
| Miami won by 50+ points         | 51 vs. Illinois State (11/28/14) |
| An opponent won by 50+ points   | 58 by [1/1] Maryland (1/10/07)   |
| Miami won by 40-49 points       | 40 vs. Coppin State (12/19/16)   |
| An opponent won by 40-49 points | 40 by [5/5] Maryland (1/31/08)   |
| Miami won by 30-39 points       | 38 vs. Loyola Chicago (12/16/16) |
| An opponent won by 30-39 points | 39 by [5/4] Duke (1/31/13)       |

### OVERTIME

|                        |   |
|------------------------|---|
| Miami won in overtime  | 94-89 (OT) at [9/10] Ohio State (12/1/16) |
| Miami lost in overtime | 72-67 (OT) vs. Florida State (3/6/14)     |

### RANKINGS

|                                     |   |
|-------------------------------------|---|
| Miami defeated a ranked opponent    | 94-89 (OT) at [9/10] Ohio State (12/1/16) |
| Miami lost to a ranked opponent     | 82-66 at [19/19] Kentucky (11/11/16)      |
| Miami defeated a top 11-15 opponent | 92-81 vs. [11/11] Rutgers (12/15/11)      |
| Miami lost to a top 11-15 opponent  | 70-67 at [12/12] Florida State (2/28/16)  |
| Miami defeated a top 6-10 opponent  | 94-89 (OT) at [9/10] Ohio State (12/1/16) |
| Miami lost to a top 6-10 opponent   | 79-51 vs. [10/10] Louisville (2/25/16)    |
| Miami defeated a top 5 opponent     | 78-63 vs. [4/4] Notre Dame (1/8/15)       |
| Miami lost to a top 5 opponent      | 78-67 vs. [2/3] Notre Dame (3/5/16)       |

### POINTS

|                                 |  |
|---------------------------------|--|
| A UM player scored 40+ points   | 42 by Renee Taylor at Houston (12/19/05)       |
| An opponent scored 40+ points   | 43 by Monique Currie of Duke (2/19/06)         |
| A UM player scored 30-39 points | 30 by Adrienne Motley vs. Washington (3/20/15) |
| An opponent scored 30-39 points | 37 by Ty Marshall of Georgia Tech (2/24/13)    |

### REBOUNDS

|                                |   |
|--------------------------------|---|
| A UM player had 20+ rebounds   | 21 by Tamara James vs. USF (11/22/02)         |
| An opponent had 20+ rebounds   | 22 by Crystal Langhorne of Maryland (2/17/05) |
| A UM player had 15-19 rebounds | 15 by Erykah Davenport vs. Duke (2/7/16)      |
| An opponent 15-19 rebounds     | 17 by Adut Bulgak of Florida State (2/8/15)   |

### ASSISTS

|                             |   |
|-----------------------------|---|
| A UM player had 10+ assists | 10 by Riquna Williams at Cornell (12/21/09)   |
| An opponent had 10+ assists | 11 by Emily Pollock of Austin Peay (11/28/08) |

### STEALS

|                           |  |
|---------------------------|--|
| A UM player had 5+ steals | 5 by Erykah Davenport vs. Old Dominion (12/4/16) |
| An opponent had 5+ steals | 5 by Kyley Simmons of Illinois (12/2/15)         |

### BLOCKED SHOTS

|                           |  |
|---------------------------|--|
| A UM player had 5+ blocks | 5 by Erykah Davenport at Loyola Chicago (11/21/15) |
| An opponent had 5+ blocks | 6 by Brianna Turner of Notre Dame (2/14/16)        |

## ATHLETICS COMMUNICATIONS

|  |  |
|--|--|
| <b>Assistant Director of Communications (Women's Basketball Primary)</b> | Alex Schwartz                                |
| Phone  | C: 609-802-3674 / O: 305-284-3249            |
| Email  | alexschwartz@miami.edu                       |
| Twitter  | @AlexJSchwartz                               |
| <b>Communications Assistant (Women's Basketball Secondary)</b>           | Kevin Ivany                                  |
| Phone / Email  | C: 848-480-3783 / ksi9@miami.edu             |
| <b>Athletics Website</b>   | HurricaneSports.com                          |
| Twitter  | @CanesWBB   @MiamiHurricanes                 |
| <b>Coach Meier Twitter</b>   | @CoachKatieMeier                             |
| <b>Instagram</b>   | @CanesWBB   @MiamiHurricanes                 |
| <b>Facebook</b>  | /CanesWBB   /MiamiHurricanes                 |
| <b>Mailing Address</b>   | 5821 San Amaro Drive, Coral Gables, FL 33134 |



## Miami Combined Team Statistics (2015-16 Final) All games

| RECORD:        | OVERALL | HOME | AWAY | NEUTRAL |
|----------------|---------|------|------|---------|
| ALL GAMES      | 24-9    | 13-3 | 8-3  | 3-3     |
| CONFERENCE     | 10-6    | 5-3  | 5-3  | 0-0     |
| NON-CONFERENCE | 14-3    | 8-0  | 3-0  | 3-3     |

| #              | Player           | gp-gs | min  | avg  | Total    |      | 3-Point |      | F-Throw |      | Rebounds |     |      |      | pf  | dq | a   | to  | blk | stl | pts  | avg  |
|----------------|------------------|-------|------|------|----------|------|---------|------|---------|------|----------|-----|------|------|-----|----|-----|-----|-----|-----|------|------|
|                |                  |       |      |      | fg-fga   | fg%  | 3fg-fga | 3fg% | ft-fa   | ft%  | off      | def | tot  | avg  |     |    |     |     |     |     |      |      |
| 23             | Adrienne Motley  | 33-33 | 1001 | 30.3 | 191-440  | .434 | 58-159  | .365 | 79-103  | .767 | 56       | 63  | 119  | 3.6  | 53  | 0  | 84  | 51  | 2   | 53  | 519  | 15.7 |
| 03             | Jessica Thomas   | 33-33 | 1044 | 31.6 | 139-363  | .383 | 64-181  | .354 | 45-73   | .616 | 12       | 110 | 122  | 3.7  | 54  | 1  | 120 | 62  | 6   | 50  | 387  | 11.7 |
| 20             | Keyona Hayes     | 33-31 | 792  | 24.0 | 130-243  | .535 | 6-18    | .333 | 35-52   | .673 | 65       | 118 | 183  | 5.5  | 67  | 0  | 51  | 57  | 10  | 42  | 301  | 9.1  |
| 21             | Emese Hof        | 33-12 | 631  | 19.1 | 117-216  | .542 | 0-1     | .000 | 50-81   | .617 | 73       | 107 | 180  | 5.5  | 88  | 1  | 24  | 57  | 42  | 25  | 284  | 8.6  |
| 10             | Michelle Woods   | 33-33 | 847  | 25.7 | 75-233   | .322 | 30-117  | .256 | 34-43   | .791 | 22       | 98  | 120  | 3.6  | 78  | 1  | 101 | 76  | 11  | 43  | 214  | 6.5  |
| 30             | Erykah Davenport | 33-21 | 591  | 17.9 | 83-162   | .512 | 0-1     | .000 | 37-72   | .514 | 53       | 119 | 172  | 5.2  | 80  | 3  | 14  | 53  | 25  | 31  | 203  | 6.2  |
| 01             | Laura Cornelius  | 33-0  | 738  | 22.4 | 66-167   | .395 | 47-111  | .423 | 8-10    | .800 | 14       | 53  | 67   | 2.0  | 55  | 1  | 84  | 56  | 1   | 23  | 187  | 5.7  |
| 00             | Keyanna Harris   | 32-0  | 361  | 11.3 | 33-87    | .379 | 1-18    | .056 | 26-39   | .667 | 25       | 37  | 62   | 1.9  | 45  | 0  | 19  | 27  | 7   | 22  | 93   | 2.9  |
| 05             | Nigia Greene     | 16-0  | 164  | 10.3 | 16-56    | .286 | 11-38   | .289 | 3-6     | .500 | 1        | 9   | 10   | 0.6  | 3   | 0  | 6   | 7   | 0   | 9   | 46   | 2.9  |
| 25             | Khaila Prather   | 33-2  | 351  | 10.6 | 24-67    | .358 | 0-0     | .000 | 14-35   | .400 | 38       | 50  | 88   | 2.7  | 48  | 0  | 5   | 40  | 9   | 16  | 62   | 1.9  |
| 22             | Zada Williams    | 21-0  | 105  | 5.0  | 16-33    | .485 | 0-0     | .000 | 6-16    | .375 | 16       | 18  | 34   | 1.6  | 14  | 0  | 6   | 5   | 1   | 7   | 38   | 1.8  |
| Team           |                  |       |      |      |          |      |         |      |         |      |          |     |      |      |     |    |     |     |     |     |      |      |
| Total.....     |                  | 33    | 6625 |      | 890-2067 | .431 | 217-644 | .337 | 337-530 | .636 | 460      | 850 | 1310 | 39.7 | 585 | 7  | 514 | 514 | 114 | 321 | 2334 | 70.7 |
| Opponents..... |                  | 33    | 6625 |      | 734-1910 | .384 | 159-503 | .316 | 376-572 | .657 | 416      | 819 | 1235 | 37.4 | 540 | -  | 381 | 624 | 110 | 239 | 2003 | 60.7 |

| TEAM STATISTICS        | UM       | OPP      |     |     |    |        |
|------------------------|----------|----------|-----|-----|----|--------|
| SCORING                | 2334     | 2003     |     |     |    |        |
| Points per game        | 70.7     | 60.7     |     |     |    |        |
| Scoring margin         | +10.0    | -        |     |     |    |        |
| FIELD GOALS-ATT        | 890-2067 | 734-1910 |     |     |    |        |
| Field goal pct         | .431     | .384     |     |     |    |        |
| 3 POINT FG-ATT         | 217-644  | 159-503  |     |     |    |        |
| 3-point FG pct         | .337     | .316     |     |     |    |        |
| 3-pt FG made per game  | 6.6      | 4.8      |     |     |    |        |
| FREE THROWS-ATT        | 337-530  | 376-572  |     |     |    |        |
| Free throw pct         | .636     | .657     |     |     |    |        |
| F-Throws made per game | 10.2     | 11.4     |     |     |    |        |
| REBOUNDS               | 1310     | 1235     |     |     |    |        |
| Rebounds per game      | 39.7     | 37.4     |     |     |    |        |
| Rebounding margin      | +2.3     | -        |     |     |    |        |
| ASSISTS                | 514      | 381      |     |     |    |        |
| Assists per game       | 15.6     | 11.5     |     |     |    |        |
| TURNOVERS              | 514      | 624      |     |     |    |        |
| Turnovers per game     | 15.6     | 18.9     |     |     |    |        |
| Turnover margin        | +3.3     | -        |     |     |    |        |
| Assist/turnover ratio  | 1.0      | 0.6      |     |     |    |        |
| STEALS                 | 321      | 239      |     |     |    |        |
| Steals per game        | 9.7      | 7.2      |     |     |    |        |
| BLOCKS                 | 114      | 110      |     |     |    |        |
| Blocks per game        | 3.5      | 3.3      |     |     |    |        |
| ATTENDANCE             | 18686    | 56550    |     |     |    |        |
| Home games-Avg/Game    | 16-1168  | 11-2417  |     |     |    |        |
| Neutral site-Avg/Game  | -        | 6-4994   |     |     |    |        |
| Score by Periods       | 1st      | 2nd      | 3rd | 4th | OT | Totals |
| Miami                  | 552      | 582      | 587 | 596 | 17 | 2334   |
| Opponents              | 496      | 473      | 527 | 501 | 6  | 2003   |

| Date       | Opponent                | Score     | Att. |
|------------|-------------------------|-----------|------|
| 11/13/15   | WRIGHT STATE            | w 80-67   | 4034 |
| 11/15/15   | BETHUNE-COOKMAN         | w 55-47   | 718  |
| 11/17/15   | at Old Dominion         | w 61-35   | 2576 |
| 11/21/15   | at Loyola Chicago       | w 77-50   | 221  |
| 11/23/15   | at Charlotte            | w 77-70   | 720  |
| % 11/27/15 | MILWAUKEE               | w 77-38   | 631  |
| % 11/29/15 | LA SALLE                | w 86-58   | 570  |
| ^ 12/02/15 | ILLINOIS                | w 73-64   | 910  |
| 12/04/15   | COPPIN STATE            | w 78-59   | 616  |
| 12/06/15   | UMASS LOWELL            | w 84-53   | 556  |
| @ 12/19/15 | vs #4/4 Baylor          | L 81-88   | 1789 |
| @ 12/20/15 | vs Indiana              | w 89-75   | 1367 |
| 12/22/15   | FIU                     | w 83-55   | 650  |
| * 12/30/15 | NC STATE                | w 73-44   | 857  |
| * 01/03/16 | at Virginia             | L 56-76   | 3656 |
| * 01/07/16 | PITTSBURGH              | w 79-55   | 629  |
| * 01/10/16 | at Clemson              | w 83-49   | 733  |
| * 01/14/16 | WAKE FOREST             | w 71-60   | 606  |
| * 01/17/16 | at North Carolina       | w 76-61   | 2761 |
| * 01/24/16 | #14/13 FLORIDA STATE    | L 58-69   | 2313 |
| * 01/28/16 | at Virginia Tech        | w 57-45   | 1447 |
| * 02/01/16 | SYRACUSE                | L 51-57   | 745  |
| * 02/04/16 | at Boston College       | w 67-62   | 406  |
| * 02/07/16 | DUKE                    | w 61-53   | 1293 |
| * 02/11/16 | at Georgia Tech         | w 58-55   | 975  |
| * 02/14/16 | at #3/3 Notre Dame      | L 69-90   | 9149 |
| * 02/21/16 | VIRGINIA TECH           | wot 67-56 | 2180 |
| * 02/25/16 | #10/10 LOUISVILLE       | L 51-79   | 1378 |
| * 02/28/16 | at #12/12 Florida State | L 67-70   | 3945 |
| + 03/03/16 | vs Pittsburgh           | w 77-55   | 8790 |
| + 03/04/16 | vs #14/10 Florida State | w 74-56   | 8548 |
| + 03/05/16 | vs #2/3 Notre Dame      | L 67-78   | 6361 |
| ! 03/19/16 | vs South Dakota State   | L 71-74   | 3106 |

\* = Conference game  
 % = Miami Thanksgiving Classic (Coral Gables, Fla.)  
 ^ = Big Ten/ACC Challenge  
 @ = Florida Sunshine Classic (Winter Park, Fla.)  
 + = ACC Tournament (Greensboro, N.C.)  
 ! = NCAA Tournament (Stanford, Calif.)





# HEAD COACH KATIE MEIER

12TH SEASON | DUKE, 1989 (B.A.) | DUKE, 1990 (M.A.)

Hometown: Wheaton, Ill. | Head Coach: Charlotte, 2001-05 | Miami, 2005-present

## MEIER'S CAREER

|                      |               |
|----------------------|---------------|
| Assistant Coach      |               |
| 1993-94              | UNC Asheville |
| 1994-99              | Tulane        |
| Associate Head Coach |               |
| 1999-2001            | Tulane        |
| Head Coach           |               |
| 2001-05              | Charlotte     |
| 2005-pres.           | Miami         |

## EDUCATION

Wheaton Central High School, 1985  
 Duke University, 1989  
 B.A. English (Literature)  
 Duke University, 1990  
 M.A. English (Teaching English)

## NCAA APPEARANCES

2003 - Charlotte  
 2011 - Miami  
 2012 - Miami  
 2013 - Miami  
 2015 - Miami  
 2016 - Miami

## WNIT APPEARANCES

2004 - Charlotte  
 2005 - Charlotte  
 2006 - Miami  
 2010 - Miami  
 2014 - Miami

## PLAYING CAREER

Wheaton Central High School, 1981-85  
 Duke University, 1985-90  
 BBC Mini-Flat Waregem (Belgium), 1990-93

## MISCELLANEOUS

ACC Rookie of the Year, 1986  
 GTE Academic All-American, 1988  
 First Team All-ACC, 1990  
 Kodak/WBCA District All-American, 1990  
 Duke Hall of Honor Inductee, 2002  
 C-USA Coach of the Year, 2003  
 WBCA Region 4 Coach of the Year, 2003  
 ACC Tournament Legend, 2006  
 ACC Coach of the Year, 2011  
 WBCA Region 2 Coach of the Year, 2011  
 AP National Coach of the Year, 2011  
 USA Basketball Coach of the Year, 2013

## PERSONAL

Hometown: Wheaton, Ill.

Katie Meier completed her 11th season as the head coach of the Hurricanes' women's basketball program in 2015-16. A well-known and respected figure in women's basketball, Meier has worked tirelessly to put her mark on Miami's program and to build a winning tradition.

In 2015-16, Meier guided her team to a seventh consecutive postseason, a fifth trip to the NCAA Tournament in the last six years, and a sixth 20-plus win season in the last seven years, all extending program records. The Hurricanes finished with a 24-9 record to tie for the fifth-most wins in a single campaign in program history.

In January 2014, Meier was named a co-recipient of the 2013 USA Basketball National Coach of the Year award after leading the USA U19 team to a gold medal and perfect 9-0 record at the 2013 FIBA U19 World Championship.

All of her hard work was rewarded after the 2010-11 season when she was named the Associated Press National Coach of the Year - sharing the award with Connecticut's Geno Auriemma and Stanford's Tara VanDerveer.

That season, Meier led the Hurricanes into the NCAA tournament for the first time since 2004 and their win over Gardner-Webb in the first round was the first tournament win for Miami since 1993. The Canes entered the 2010-11 season with high internal expectations, but were picked eighth in the Preseason ACC Poll after a season in which they were the No. 12 seed in the ACC Tournament.

However, the Hurricanes exceeded all of the outside expectations and, at one point, won 17 straight games. They were a perfect 20-0 inside the BankUnited Center and finished 12-2 in ACC play - earning their first regular season conference title since joining the league in 2004. As a reward, Meier was named the ACC Coach of the Year and later would be selected as the WBCA/RUSSELL ATHLETIC Region 2 Coach of the Year, as voted on by her peers.

Meier continued that success into the 2011-12 season, a year in which the Canes accomplished many firsts for the program. Miami defeated Maryland - the eventual ACC Tournament champ - twice during the regular season, the first when the Terrapins were ranked fifth in the nation. It was the first time in program history that the Hurricanes had defeated a top-five team. Later in the year, UM ascended to its highest ranking ever, also at No. 5.

The Hurricanes have proved to be formidable on the court in the BankUnited Center, as the 2011-12 season saw Miami go undefeated at home for the second consecutive season. Their 16-0 mark on the year pushed the Canes record home win streak to 40 straight games. Only Stanford ended the season with a longer active streak.

For her dedication to the University of Miami and the athletic department, Meier was signed to a two-year contract extension, securing the Wheaton, Ill., native through the 2017-18 season. Prior to the 2014-15 season, Meier received another extension, through the 2020-21 campaign, and donated \$75,000 back to the school to go towards women's athletics as well as challenged to community to contribute too.

Five people who have been assistants for Meier during her head coaching career have gone on to earn Division I head coaching positions: Lynn Bria (Stetson), Amanda Butler (Florida), Darrick Gibbs (North Florida), Carolyn Kieger (Marquette) and Stephanie McCormick (Western Carolina). Additionally, 17 of Meier's players at Miami have signed professional contracts after their college careers.

Through the 2015-16 season, Meier has a career record of 283-188, including a 207-143 mark at Miami.

## A New Era

Hired April 19, 2005, Meier was appointed by then-Miami AD Paul Dee in front of national and local media, fans, alumni and support staff, signifying the beginning of a new era.

Following an unprecedented career as one of the greatest athletes to ever play in the Atlantic Coast Conference, Meier quickly established herself in the coaching ranks. Following an impressive four-year tenure as the head coach at Charlotte where she helped bring the 49er program into national prominence, Meier made it clear that her goal was to make Miami one of the premier women's basketball programs in the country.

## Creating a Winning Program

In her first season, Meier wasted little time in making the first steps towards those goals. After receiving little attention in the ACC preseason polls, the Hurricanes posted an impressive overall record of 17-13. They fought through a conference that would send nine teams to the postseason, including three to the NCAA Final Four. Miami finished with a sixth-place, 6-8 record in ACC play en route to earning a berth into the second round of the 2006 Women's National Invitation Tournament.

During the season, Miami posted wins over ranked teams such as No. 25 Mississippi, No. 21 Boston College and No. 25 Virginia Tech, and nearly knocked off then-No. 1 Duke in double overtime. The Hurricanes also recorded wins over two eventual conference champions in Hartford (America East) and Oakland (Mid-Continent). Under Meier's direction, in 2005-06, standout Tamara James produced one of the greatest seasons ever seen by a UM player, becoming the Miami's all-time leading scorer. James was selected with the eighth overall pick in the 2006 WNBA Draft by the Washington Mystics.

In Meier's second season in 2006-07, the Hurricanes got off to a strong start, winning seven of their first eight games--including a 79-70 win over Indiana to claim the UM Thanksgiving Tournament title. On Dec. 1, Meier picked up her 100th career victory as the Hurricanes defeated Jackson State, 77-50. However, with only eight healthy players to call upon by the start of the ACC schedule, Miami faced challenge after challenge competing in a league that ranked among the top-three strongest women's basketball conferences nationally and produced two of the NCAA Tournament's four No. 1 seeds in 2006-07.

Renee Taylor emerged as the ACC's leading scorer--upholding Miami's streak of producing the league's leading scorer in all three years it had been a member. The All-ACC Second Team selection set school records in single-game scoring with 42 points at Houston and becoming the 19th Hurricane to score at least 1,000 points--and just the sixth to do so in her first two seasons. In addition, transfer Maurita Reid emerged as a defensive threat, tying the school record with 10 steals versus Wake Forest and finishing among the ACC's leaders and NCAA's top 10 in steals per game.

The 2007-08 season, Meier's third with the Hurricanes, saw Maurita Reid continue her rise among the ACC elite. The senior was nothing short of impressive shooting beyond the arc and picking opponent's pockets. She hit four or more 3-pointers on 10 different occasions and finished the season with 110 steals, good for second in the conference and fifth in the

## MEIER'S CAREER RECORDS

| School    | Years      | Overall | Conference |
|-----------|------------|---------|------------|
| Charlotte | 2001-05    | 76-45   | 36-20      |
| Miami     | 2005-pres. | 217-144 | 79-87      |
| Overall   | 16         | 293-189 | 115-107    |



NCAA. The Queens, N.Y. native led the team in points (15.3 ppg) and rebounding (5.6 rpg) and was named to the All-ACC Defensive Team.

With the No. 21-ranked incoming recruiting class, Meier and the Hurricanes saw significant improvement during the 2008-09 season. The freshman class was highlighted by McDonald's All-American Shenise Johnson - out of Henrietta, N.Y. - and Riquana Williams - from nearby Pahokee, Fla.

Johnson lived up to the hype, as she was the team leader on the season in points, rebounds, assists and steals. Under Meier's guidance, Johnson was named the ACC Rookie of the Week on three occasions and was named to the ACC All-Freshmen team as well as ACC Honorable Mention. The versatile guard/forward also led the U19 USA team to a gold medal finish in the 2009 World Championships in Bangkok, Thailand.

The 2009-10 season was one of the most successful in program history. Under Meier's vision, the Hurricanes advanced to the WNIT Championship game. Miami posted a 22-14 overall record - the first 20-win campaign since the 2002-03 season and just the eighth all-time in history.

In her sophomore season, Johnson was joined by a healthy Riquana Williams and the duo racked up accolades throughout the season. Johnson was named first team All-ACC, while Williams garnered second-team honors. The tandem led Miami to a 5-1 WNIT record - the deepest postseason run in team history - with both earning all-tournament honors along the way.

Following the 2009-10 campaign, then-Miami AD Kirby Hocutt announced that Meier signed a contract extension through 2015.

"We are excited about the tremendous progress our women's basketball team achieved this past season," said Hocutt. "Coach Meier continues to assemble a special group of talented young women at the University of Miami and we look forward to the future success of our program."

Miami's success proved to be immediate, as it earned a conference regular season title in 2010-11 and returned to the NCAA Tournament for the first time in seven seasons.

Johnson and Williams proved to be the All-America candidates that they were expect to come. In fact, Johnson was named to four different All-America squads, including the prestigious WBCA/State Farm Coaches' All-America Team. She also earned AP, USBWA and Full Court Press honors and became the second player in program history to be named the conference player of the year (Frances Savage - BIG EAST - 1992). Johnson also garnered All-ACC Defensive Team honors for the second straight season and was named to the ACC Tournament Team. Williams, along with Johnson, was named first team All-ACC and was the conference scoring champion, pouring in 21.7 points per game.

The duo combined for seven ACC Player of the Week accolades on the season as Williams took home the award on four occasions. No other team in the league was recognized more than twice for the weekly honor.

The season also saw the emergence of sophomore forward Morgan Stroman. The 6-foot-1, 2009 McDonald's All-American matched Johnson for the team lead with 11 double-doubles on the season, as she scored 13.6 points and grabbed 8.2 rebounds per game. For her efforts she was named third team All-ACC.

Miami's success continued into the 2011-12 season. The Canes finished second in the conference standings with a record of 14-2 and were 26-6 overall. UM also defeated the eventual conference tournament champion - Maryland - both times they played in the regular season.

Seniors Shenise Johnson and Riquana Williams continued to live up to the hype of being the nation's top backcourt duo as they were second and third in the league in scoring and each were again named first team All-ACC. The accolade was the third straight honor for Johnson and the second for Williams. Johnson was also named to the All-ACC Defensive Team for the third consecutive season. Johnson earned a place on five different All-America teams, including the WBCA squad for the second straight year. Williams earned AP All-America third team recognition in her final collegiate campaign as well.

Unfortunately, Morgan Stroman suffered a season-ending injury midway through the conference schedule, leaving a seemingly insurmountable void in the lineup. However, junior guard Stefanie Yderstrom stepped up to the occasion. The native of Sweden ended the season with more 3-pointers than any other player in the league as was rewarded with a Third Team All-ACC selection.

Miami once again advanced to the NCAA Tournament as a No. 3 seed. The Canes traveled to Spokane, Wash., and defeated the No. 14 seed, Idaho State in the first round, but fell to host Gonzaga in the second.

The Hurricanes went to a school record third straight NCAA Tournament in 2012-13, earning a No. 8 seed. Miami dropped its first round contest to ninth-seeded Iowa, the host school, but picked up two top-10 wins during the season. Meier's Hurricanes defeated No. 6/7 Penn State and knocked off No. 5/4 Duke on senior day, marking the first win over a team in the top four of either poll in program history and the school's first win over the Blue Devils, who went 20-1 against ACC opponents that season, including winning the ACC Tournament. Stroman averaged 12.9 points and 8.8 rebounds, while Yderstrom posted 11.7 points per game, and both received First Team All-ACC honors.

After reaching the WNIT in 2014, Meier guided the Hurricanes back to the NCAA Tournament in 2015 and the 11th-seeded Hurricanes defeated No. 6 seed Washington in the first round, before dropping their second round matchup against third-seeded Iowa, the host school. The victory over the Huskies made Meier the first coach in program history to win an NCAA Tournament game in three different years.

Earlier in the 2014-15 season, Meier also led the Hurricanes to the program's first win over a team in the top four of the AP Poll. They defeated No. 4/4 Notre Dame, 78-63, the Fighting Irish's only loss in their first two years in the ACC. Sophomore guard Adrienne Motley scored 32 points in the game and went on to be named First Team All-ACC by both the Blue Ribbon Panel and the ACC Coaches after averaging 16.9 points on 49.2 percent shooting. Meier also earned her 250th career win during the season.

In 2015-16, Meier led Miami to a 24-9 record to tie for the fifth most wins in a season in program history. The Hurricanes defeated No. 14/10 Florida State, 74-56, to reach the ACC Tournament semifinals for the second time. Miami received a No. 5 seed the NCAA Tournament and made its fifth appearance in the field in the past six years.

The 2015-16 campaign also saw the Hurricanes beat both Duke and North Carolina in the same year for the first time. The victory at North Carolina was good for the 200th of Meier's tenure at Miami. Adrienne Motley was also tabbed as a consensus First Team All-ACC honoree for the second straight year, in addition to garnering WBCA All-America Team Honorable Mention recognition.

### Establishing Her Legacy as a Player

Meier's success as a coach is a direct reflection of her playing career as a standout at Duke University. A four-year letter winner for the Blue Devils under head coach Debbie Leonard from 1986-90, Meier's name is scattered throughout the Duke record books.

She currently ranks among the school's all-time career leaders in scoring average (16.2 points per game), steals (232), free throws made (447) and free throws attempted (624). She is also listed among Duke's leaders in career points (1,761), field goals made (653), field goals attempted (1,283), assists (409) and rebounding average (6.1 rebounds per game).

Meier wasted no time making her mark at Duke, earning ACC Rookie of the Year and Basketball Yearbook Freshman All-America honors in 1986. Meier injured her knee in 1988 during her junior season and ultimately missed the entire 1988-89 campaign while recovering.

Meier returned to Duke for her senior season in 1990 without missing a beat, earning Kodak/WBCA District 2 All-America and All-ACC first team accolades while being named the Blue Devils' most valuable player.

In 2002, Meier was honored by Duke for her efforts as a player when she was named to the inaugural induction class in the Blue Devils' Hall of Honor. That same year Meier was named to the Atlantic Coast Conference's 50th Anniversary Team. In 2006, she was once again honored by the conference when she was named one of 12 ACC Tournament Legends at the 2006 ACC Women's Basketball Tournament.

Meier's success on the court was only outdone by her accomplishments in the classroom. She was named to the Dean's List from 1986-88. In 1988 she also earned GTE Academic All-America Second Team honors.

After receiving a bachelor's degree in English literature with cum laude honors in 1989, Meier went on to earn a master's degree in teaching English from Duke in 1990.

Following her career at Duke, Meier moved overseas to play three seasons with BBC Mini-Flat Waregem in Belgium from 1990-93. There, she helped lead her team to three First Division regular season titles and one Belgian Cup Championship. While in Belgium, Meier also spent time teaching classes of conversational English while coaching teams of 15- to 17-year-olds.

A native of Wheaton, Ill., Meier graduated from Wheaton Central High School in 1985 and in October 2009 was inducted into her high school's athletic hall of fame.

### MEIER YEAR-BY-YEAR

| Year           | School    | Overall        | Conference     | Post-        |          |
|----------------|-----------|----------------|----------------|--------------|----------|
|                |           | W-L            | W-L            | Finish       | Season   |
| 2001-02        | Charlotte | 16-13          | 7-7            | t-7          |          |
| 2002-03        | Charlotte | 21-9           | 12-2           | 1            | NCAA 0-1 |
| 2003-04        | Charlotte | 17-14          | 8-6            | 7            | WNIT 1-1 |
| 2004-05        | Charlotte | 22-9           | 9-5            | t-5          | WNIT 0-1 |
| 2005-06        | Miami     | 17-13          | 6-8            | 6            | WNIT 1-1 |
| 2006-07        | Miami     | 11-19          | 2-12           | 11           |          |
| 2007-08        | Miami     | 9-21           | 2-12           | 12           |          |
| 2008-09        | Miami     | 13-17          | 2-12           | t-10         |          |
| 2009-10        | Miami     | 22-14          | 4-10           | t-10         | WNIT 5-1 |
| 2010-11        | Miami     | 28-5           | 12-2           | t-1          | NCAA 1-1 |
| 2011-12        | Miami     | 26-6           | 14-2           | 2            | NCAA 1-1 |
| 2012-13        | Miami     | 21-11          | 11-7           | t-4          | NCAA 0-1 |
| 2013-14        | Miami     | 16-15          | 8-8            | 8            | WNIT 0-1 |
| 2014-15        | Miami     | 20-13          | 8-8            | 8            | NCAA 1-1 |
| 2015-16        | Miami     | 24-9           | 10-6           | t-5          | NCAA 0-1 |
| 2016-17        | Miami     | 10-1           | 0-0            |              |          |
| <b>Overall</b> |           | <b>293-189</b> | <b>115-107</b> | <b>10-11</b> |          |



# SHANEES BAILEY

REDSHIRT JUNIOR | GUARD/FORWARD | 5-9

# #4

Callahan, Fla. | Florida Atlantic | University Christian School

- One of four Floridians from the Orlando area and above to play for Katie Meier at Miami  
 - Had the highest single-game rebounding total at Florida Atlantic in of both her seasons there (15 as a freshman, 17 as a sophomore)  
 - Listed by Katie Meier as possibly the most athletic player she has ever coached  
 - Explosive, can make plays in the air and a versatile defender

**As a Junior (2015-16):** Transferred from Florida Atlantic University ... Sat out season due to NCAA transfer rules.

**As a Sophomore at Florida Atlantic (2014-15): First Team All-C-USA ... C-USA Co-Player of the Week (12/1/14)**

Played in 29 of 30 games with 28 starts and scored in double figures 25 times, including 16 games in a row ... Posted 15-plus points on 16 occasions and had a stretch of three straight games with 27-plus points ... Led the team in points per game (16.2), steals (34), field goal percentage (51.3), field goals made (175), free throws made (107) and free throws attempted (138) ... Ranked second on Florida Atlantic in rebounds per game (5.3), 3-point field goal percentage (min. 1 3PA per game, 35.3) and free throw percentage (77.5), as well as third in offensive rebounds (42) ... Finished fifth in Conference USA in field goal percentage, seventh in scoring and seventh in free throw percentage, one of just two players in the top seven of all three categories ... Set a career high with 37 minutes played in the season opener at UCF (11/14) and scored 10 points ... Tallied 16 points and seven rebounds in a victory at Bethune-Cookman (11/16) ... Posted a double-double with 26 points on 11-of-21 shooting and a career-high 17 rebounds, the most by an Owl all season, against NJIT (11/28), while setting a career high with three assists ... Scored 21 points and tied her career high with three assists in a win over Northeastern (11/29) ... Logged 17 points on 7-of-11 shooting in only 15 minutes in a victory over Webber International (12/6) ... Netted 16 points on 7-of-9 shooting against Long Beach State (12/19) and set a career high with five steals ... Recorded a double-double against New Mexico State (12/20) with 12 points and 12 rebounds ... Poured in a career-high 29 points on a career-best 12 made field goals (12-of-18) in a victory at FIU (1/4) ... Matched her career highs in minutes (37) and points (29) on 11-of-21 shooting in a win against UAB (1/8) and also had 11 rebounds for a double-double ... Tallied 27 points and seven rebounds against Middle Tennessee State (1/10) ... Logged 14 points and nine rebounds at Western Kentucky (1/15) ... Scored 16 points and shot 10-of-13 at the free throw line at Marshall (1/17) ... Had 25 points on 11-of-16 shooting to go along with four steals in only 18 minutes in a win over FIU (1/24) ... Netted 15 points on 7-of-11 shooting and had seven rebounds in just 18 minutes against Old Dominion (1/31) ... Recorded 24 points on 9-of-17 shooting against Louisiana Tech (2/12) ... Posted 17 points and shot 7-of-10 at the free throw line at North Texas (2/19) ... Tallied 19 points, seven rebounds and a career-high-tying three assists against Western Kentucky (2/26), while shooting 7-of-9 at the free throw line ... Had 19 points and seven rebounds in 34 minutes in a victory over Marshall (2/28) ... Scored 19 points in the C-USA Tournament opener against Louisiana Tech (3/11).

**As a Freshman at Florida Atlantic (2013-14): C-USA Freshman of the Week (3/3/14)**

Played in all 30 games with five starts and scored double digits seven times, including in three of the final five games of the season ... Finished second on the team in field goal percentage (48.6), third in offensive rebounds (50), fourth in rebounds per game (3.6), fourth in free throws attempted (64) and fifth in free throws made (41) ... Made her college debut at Akron (11/8), scoring two points in five minutes ... Poured in 15 points on 6-of-9 shooting in just 15 minutes in a win over Florida Memorial (11/16), also recording her first career blocked shot ... Logged nine points, nine rebounds and a season-high four steals in a double overtime victory against UCF (12/13) ... Scored eight points in her first career start, a win over Bethune-Cookman (1/2) ... Started and posted 11 points in a win against Rice (1/11) ... Tallied 11 points in only 13 minutes in a victory over North Texas (1/25) ... Recorded her first career double-double with 14 points on 7-of-13 shooting and 10 rebounds at FIU (2/1) ... Scored a season-high 18 points on 6-of-9 shooting in just 20 minutes against Southern Miss (2/22), while also tying her season high with four steals and making the first 3-pointer of her career ... Played a season-high 24 minutes and logged a double-double with 13 points and a season-best 15 rebounds, the highest total by an Owl all season, in a win at Marshall (2/26), while also shooting 7-of-10 at the free throw line, both season highs ... Netted 11 points and pulled down seven rebounds in the first round of the C-USA Tournament against Marshall (3/11).

**High School:** Graduated from University Christian School ... Ranked among the top 250 prospects in her class by Collegiate Girls Basketball Report ... Listed as a three-star recruit by espnW HoopGurlz ... Scored over 1,000 points in her career ... Selected to the FABC/Source Hoops 3A All-State Team as a senior ... Named to the Florida Times-Union All-First Coast First Team as a senior, the second team as a junior and the third team as a sophomore and freshman ... Helped team to a 44-8 record over her final two seasons and won the district title both years ... Attended West Nassau High School as a freshman and led the 3A state classification in scoring ... Lettered in track and field all four years of high school and finished fourth in the 2A state high jump finals as a sophomore ... Earned a letter in volleyball as a freshman ... Member of the National Honor Society.

**Personal:** Full name is Shaneese Renae Bailey ... First name is pronounced Shuh-NEESE ... Born Sept. 15, 1994 ... Parents are Ken and Alma Bailey ... Mother is a physical education teacher ... Has an older sister, Shayla, and an older brother, Shannon ... Cousin of former NFL players Champ Bailey, a 12-time Pro Bowl selection, and Boss Bailey ... Majoring in communication studies ... Favorite athlete is Kobe Bryant because he will do whatever it takes to win ... Best sports memory is signing with Miami ... Chose Miami because of its atmosphere of both family and competition on the court and in the classroom ... Committed to Miami over Auburn, St. John's, USF and Temple.

| Opposition       | P | R | A |
|------------------|---|---|---|
| at Kentucky      | 0 | 2 | 0 |
| vs. Albany       | 3 | 2 | 0 |
| Charlotte        | 4 | 3 | 2 |
| at St. John's    | 4 | 2 | 0 |
| Grambling State  | 9 | 2 | 0 |
| Texas Tech       | 2 | 4 | 0 |
| at Ohio State    | 4 | 0 | 0 |
| Old Dominion     | 0 | 3 | 0 |
| Loyola Chicago   | 7 | 3 | 2 |
| at FIU           | 0 | 4 | 0 |
| Coppin State     | 2 | 3 | 2 |
| Maine            | - | - | - |
| Florida State    | - | - | - |
| at Pittsburgh    | - | - | - |
| at NC State      | - | - | - |
| Notre Dame       | - | - | - |
| Virginia Tech    | - | - | - |
| at Louisville    | - | - | - |
| at Syracuse      | - | - | - |
| North Carolina   | - | - | - |
| Boston College   | - | - | - |
| at Wake Forest   | - | - | - |
| at Florida State | - | - | - |
| Virginia         | - | - | - |
| Clemson          | - | - | - |
| at Duke          | - | - | - |
| at Virginia Tech | - | - | - |
| Georgia Tech     | - | - | - |

| Opposition           | P  | R  | A |
|----------------------|----|----|---|
| at UCF               | 10 | 5  | 1 |
| at Bethune-Cookman   | 16 | 7  | 0 |
| Cleveland State      | 9  | 4  | 1 |
| Western Illinois     | 6  | 1  | 0 |
| NJIT                 | 26 | 17 | 3 |
| Northeastern         | 21 | 6  | 3 |
| Webber International | 17 | 3  | 2 |
| at Colorado State    | 11 | 5  | 1 |
| at Long Beach State  | 16 | 1  | 1 |
| vs. New Mexico State | 12 | 12 | 0 |
| UNC-Wilmington       | 12 | 3  | 2 |
| at FIU               | 29 | 4  | 1 |
| UAB                  | 29 | 11 | 0 |
| Middle Tennessee     | 27 | 7  | 0 |
| at Western Kentucky  | 14 | 9  | 1 |
| at Marshall          | 16 | 5  | 1 |
| FIU                  | 25 | 4  | 0 |
| Charlotte            | 10 | 6  | 1 |
| Old Dominion         | 15 | 7  | 1 |
| at UTEP              | 12 | 5  | 0 |
| at UTSA              | 9  | 2  | 0 |
| Louisiana Tech       | 24 | 3  | 2 |
| Southern Miss        | 11 | 3  | 0 |
| at North Texas       | 17 | 5  | 1 |
| at Rice              | -  | -  | - |
| Western Kentucky     | 19 | 4  | 3 |
| Marshall             | 19 | 7  | 1 |
| at UAB               | 13 | 3  | 2 |
| at Middle Tennessee  | 5  | 2  | 0 |
| vs. Louisiana Tech   | 19 | 3  | 1 |

| Opposition            | P  | R  | A |
|-----------------------|----|----|---|
| at Akron              | 2  | 1  | 0 |
| at Ohio State         | 4  | 1  | 2 |
| Florida Memorial      | 15 | 5  | 1 |
| at Western Illinois   | 0  | 1  | 0 |
| at Cleveland State    | 6  | 4  | 0 |
| Georgia Southern      | 6  | 6  | 1 |
| Rhode Island          | 4  | 0  | 0 |
| UCF                   | 9  | 2  | 0 |
| vs. Abilene Christian | 5  | 1  | 1 |
| at Texas Tech         | 0  | 4  | 0 |
| vs. Jacksonville      | 0  | 0  | 0 |
| at UNC-Wilmington     | 3  | 3  | 0 |
| Bethune-Cookman       | 8  | 4  | 0 |
| at East Carolina      | 0  | 1  | 0 |
| Rice                  | 11 | 5  | 0 |
| FIU                   | 5  | 3  | 2 |
| at Old Dominion       | 9  | 4  | 0 |
| at Louisiana Tech     | 0  | 0  | 0 |
| North Texas           | 11 | 4  | 0 |
| at FIU                | 14 | 10 | 1 |
| UAB                   | 4  | 2  | 0 |
| at Tulsa              | 9  | 4  | 1 |
| Tulane                | 2  | 0  | 0 |
| Middle Tennessee      | 0  | 0  | 0 |
| at Charlotte          | 4  | 1  | 0 |
| Southern Miss         | 18 | 4  | 0 |
| at Marshall           | 13 | 15 | 0 |
| at UTSA               | 7  | 8  | 1 |
| UTEP                  | 2  | 2  | 1 |
| vs. Marshall          | 11 | 7  | 2 |

### Bailey Season / Career Highs

(Career includes two years at Florida Atlantic)

**Points**  
 Season: 9, vs. Grambling State, 11/25/16  
 Career: 29, vs. UAB, 1/8/15  
 ACC: N/A

**Rebounds**  
 Season: 4\*, at FIU, 12/16/16  
 Career: 17, vs. NJIT, 11/28/14  
 ACC: N/A

**Assists**  
 Season: 2\*, vs. Coppin State, 12/19/16  
 Career: 3\*, vs. Western Kentucky, 2/26/15  
 ACC: N/A

**Steals**  
 Season: 2\*, vs. Grambling State, 11/25/16  
 Career: 5, at Long Beach State, 12/19/14  
 ACC: N/A

**Blocked Shots**  
 Season: 1, at St. John's, 11/20/16  
 Career: 1\*, at St. John's, 11/20/16  
 ACC: N/A

**Field Goals Made**  
 Season: 4, vs. Grambling State, 11/25/16  
 Career: 12, at FIU, 1/4/15  
 ACC: N/A

**Field Goal Attempts**  
 Season: 5, vs. Grambling State, 11/25/16  
 Career: 21\*, vs. UAB, 1/8/15  
 ACC: N/A

**Free Throws Made**  
 Season: 3, vs. Albany, 11/13/16  
 Career: 10, at Marshall, 1/17/15  
 ACC: N/A

**Free Throw Attempts**  
 Season: 4, vs. Albany, 11/13/16  
 Career: 13, at Marshall, 1/17/15  
 ACC: N/A

**3-Point Field Goals Made**  
 Season: N/A  
 Career: 2, vs. UAB, 1/8/15  
 ACC: N/A

**3-Point Field Goal Attempts**  
 Season: 1\*, vs. Coppin State, 12/19/16  
 Career: 4, vs. UAB, 1/8/15  
 ACC: N/A

**Minutes**  
 Season: 16, vs. Loyola Chicago, 12/6/16  
 Career: 37\*, vs. UAB, 1/8/15  
 ACC: N/A

\*Recorded more than once with most recent listed

| Year     | CAREER STATISTICS |    |      |      | Total |     |      | 3-Point |     |      | Free Throws |     |      | Rebounds |     |     |     | Scoring |    |     |     |     |     |     |      |
|----------|-------------------|----|------|------|-------|-----|------|---------|-----|------|-------------|-----|------|----------|-----|-----|-----|---------|----|-----|-----|-----|-----|-----|------|
|          | GP                | GS | Min  | Avg  | FG    | FGA | Pct  | FG      | FGA | Pct  | FT          | FTA | Pct  | Off      | Def | Tot | Avg | PF      | FO | Ast | TO  | Blk | Stl | Pts | Avg  |
| 2013-14* | 30                | 5  | 421  | 14.0 | 70    | 144 | .486 | 1       | 12  | .083 | 41          | 64  | .640 | 50       | 59  | 109 | 3.6 | 72      | 2  | 15  | 27  | 2   | 37  | 182 | 6.1  |
| 2014-15* | 29                | 28 | 730  | 25.2 | 175   | 341 | .513 | 12      | 34  | .353 | 107         | 138 | .775 | 42       | 112 | 154 | 5.3 | 80      | 2  | 29  | 59  | 1   | 34  | 469 | 16.2 |
| 2015-16  | DNP               |    |      |      |       |     |      |         |     |      |             |     |      |          |     |     |     |         |    |     |     |     |     |     |      |
| 2016-17  | 11                | 0  | 125  | 11.4 | 12    | 29  | .414 | 0       | 6   | .000 | 11          | 14  | .786 | 8        | 20  | 28  | 2.5 | 17      | 0  | 6   | 17  | 1   | 6   | 35  | 3.2  |
| TOTAL    | 70                | 33 | 1276 | 18.2 | 257   | 514 | .500 | 13      | 52  | .250 | 159         | 216 | .736 | 100      | 191 | 292 | 4.2 | 169     | 4  | 50  | 103 | 4   | 77  | 686 | 9.8  |

\* - at Florida Atlantic University



# #1



# LAURA CORNELIUS

SOPHOMORE | GUARD | 5-8

Groningen, Netherlands | Caland Lyceum

- Missed in Miami's game at St. John's due her to participation in the 2017 FIBA EuroBasket Qualifiers with the Dutch National Team and then did not play in the next game versus Grambling State as a coach's decision
- Upon returning the court after not playing in back-to-back games, scored a career-high 22 points versus Texas Tech, shooting 6-of-10 from 3-point range to mark the 17th occurrence of a Hurricane making at least six threes in an outing
- Shot 6-of-6 from 3-point range in her first-career ACC game (vs. NC State, 12/30/15), making her the first Hurricane to connect on six long range shots in a game without a miss and the eighth with at least six threes in a game
- Verbally committed to Gonzaga as a class of 2014 prospect, but reopened her recruitment after a right knee injury
- True court leader who excels in the pick and roll game and possesses both elite court vision and basketball IQ

### As a Sophomore (2016-17): Miami Thanksgiving Tournament All-Tournament Team

**As a Freshman (2015-16):** Played in all 33 games, logging double-digit points in six of them ... Led the team in 3-point percentage (42.3) and finished third in 3-pointers made (47) ... Also tied for third on the team in assists (2.5) and ranked fifth in minutes (22.4) ... Posted the third-best 3-point percentage in a single season in program history ... Tied the school record with four 3-pointers made in an NCAA Tournament game ... Became the first Hurricane to make six 3-pointers in a game without a miss and was the eighth (16th occurrence) with at least a half-dozen 3-pointers in a contest ... Finished third in the ACC in 3-point percentage and also ranked third in conference-only games with a 43.6 percent clip ... Ranked fourth among ACC freshmen in assists ... One of two ACC players to make six 3-pointers in game without a miss and the only one to do so in an ACC contest ... Made her Hurricane debut against Wright State (11/13), finishing with six points and four assists in 24 minutes ... Scored eight points and dished out a game-high five assists at Old Dominion (11/17) ... Logged her first double-digit scoring game with 10 points against Milwaukee (11/27), shooting 4-of-4 from the floor and 2-of-2 at the stripe ... Tallied a co-game-high five assists to go along with two assists, her first-career multi-steal game, versus UMass Lowell (12/6) ... Scored 12 points in win over Indiana (12/20) ... In the first ACC game of her career, shot 6-of-6 from 3-point range and 2-of-2 at the line to tally a season-high 20 points in the victory against NC State (12/30) ... Posted five assists and a season-high three steals versus Pittsburgh (1/7) ... Poured in 17 points and shot 5-of-8 from 3-point range at Clemson (1/10) ... Filled the stat sheet in Miami's win at North Carolina (1/17), tallying 13 points, a team-best eight rebounds and a season- and game-high seven assists in a season-high 34 minutes ... Registered co-game-high five assists versus No. 10/10 Louisville (2/25) ... Scored 18 points on 7-of-11 shooting from the floor, including 4-of-6 from beyond the arc, in the NCAA Tournament against South Dakota State (3/19).

**High School/Prior to Miami:** Graduated from Caland Lyceum ... Played for CTO Amsterdam in Women's First Division in the Netherlands ... Averaged 15.8 points, 6.1 rebounds, 3.3 assists and 2.7 steals per game in 2013-14 ... Listed by ProspectsNation.com as a five-star prospect and the third-best international prospect in her class, including the top point guard ... Named to the Women's First Division All-Star Team in 2014 and helped her team reach the playoff semifinals ... Set the CTO Amsterdam career records for points, assists and steals, as well as ranked third in rebounds ... Named the Rookie of the Year in the Dutch Eredivisie in 2012-13 after posting 12.0 points, 4.3 rebounds, 4.0 assists and 1.6 steals per game ... Helped her team advance to the playoff semifinals that season ... Recorded 6.7 points, 3.3 rebounds, 2.8 assists and 1.0 steal per game in 2011-12 ... In July 2015, led the FIBA U19 World Championship in assists (6.7) and ranked fifth in average efficiency rating (18.1) ... Part of the first Dutch team regardless of age or gender to win a top-flight medal at a European Championship, earning bronze at the FIBA U20 European Championship in July 2015 ... Ranked eighth in the tournament in 3-point percentage (42.9) and ninth in assists (2.9) ... Averaged 11.4 points per game at the FIBA U19 World Championship in July 2013 ... Selected to the All-Star Five at the FIBA U18 European Championship Division A in July 2013 after finishing first in free throw percentage (85.2), seventh in 3-point percentage (40.0), eighth in field goal percentage (42.7) and ninth in assists (3.0) ... Also played in four other FIBA competitions from 2010-15, for a total of eight.

**Personal:** Full name is Laura Cornelius ... Born Feb. 8, 1996 ... Parents are Ernst-Jan Cornelius and Marie-Louise Cornelius-DeJonge ... Father is an agriculture official and mother works at a law firm ... Has a younger brother, Stefan ... Intends to major in public health ... Favorite athletes are Stephen Curry because of his shooting ability and great skills, and LeBron James because of his strong mentality and athleticism ... Best sports memory is winning the bronze medal at the 2015 U20 FIBA European Championship Division A ... Chose Miami because of its basketball program and high-level academics ... Committed to Miami over Duke, Gonzaga, Iowa State and Kansas State.

| Opposition       | 2016-17 | P | R | A |
|------------------|---------|---|---|---|
| at Kentucky      | 5       | 5 | 7 |   |
| vs. Albany       | 12      | 4 | 2 |   |
| Charlotte        | 6       | 4 | 4 |   |
| at St. John's    | -       | - | - |   |
| Grambling State  | -       | - | - |   |
| Texas Tech       | 22      | 1 | 0 |   |
| at Ohio State    | 11      | 5 | 3 |   |
| Old Dominion     | 3       | 0 | 0 |   |
| Loyola Chicago   | 13      | 0 | 2 |   |
| at FIU           | 4       | 6 | 1 |   |
| Coppin State     | 5       | 4 | 3 |   |
| Maine            | -       | - | - |   |
| Florida State    | -       | - | - |   |
| at Pittsburgh    | -       | - | - |   |
| at NC State      | -       | - | - |   |
| Notre Dame       | -       | - | - |   |
| Virginia Tech    | -       | - | - |   |
| at Louisville    | -       | - | - |   |
| at Syracuse      | -       | - | - |   |
| North Carolina   | -       | - | - |   |
| Boston College   | -       | - | - |   |
| at Wake Forest   | -       | - | - |   |
| at Florida State | -       | - | - |   |
| Virginia         | -       | - | - |   |
| Clemson          | -       | - | - |   |
| at Duke          | -       | - | - |   |
| at Virginia Tech | -       | - | - |   |
| Georgia Tech     | -       | - | - |   |

| Opposition             | 2015-16 | P | R | A |
|------------------------|---------|---|---|---|
| Wright State           | 6       | 4 | 4 |   |
| Bethune-Cookman        | 6       | 1 | 2 |   |
| at Old Dominion        | 8       | 4 | 5 |   |
| at Loyola Chicago      | 5       | 0 | 4 |   |
| at Charlotte           | 2       | 1 | 2 |   |
| Milwaukee              | 10      | 3 | 2 |   |
| La Salle               | 2       | 1 | 3 |   |
| Illinois               | 0       | 2 | 2 |   |
| Coppin State           | 3       | 2 | 3 |   |
| UMass Lowell           | 3       | 4 | 5 |   |
| vs. Baylor             | 7       | 1 | 2 |   |
| vs. Indiana            | 12      | 1 | 3 |   |
| FIU                    | 6       | 1 | 1 |   |
| NC State               | 20      | 1 | 0 |   |
| at Virginia            | 7       | 4 | 2 |   |
| Pittsburgh             | 4       | 2 | 5 |   |
| at Clemson             | 17      | 1 | 2 |   |
| Wake Forest            | 0       | 3 | 5 |   |
| at North Carolina      | 13      | 8 | 7 |   |
| Florida State          | 0       | 2 | 1 |   |
| at Virginia Tech       | 3       | 2 | 2 |   |
| Syracuse               | 8       | 2 | 2 |   |
| at Boston College      | 6       | 0 | 1 |   |
| Duke                   | 3       | 5 | 3 |   |
| at Georgia Tech        | 3       | 1 | 2 |   |
| at Notre Dame          | 0       | 2 | 0 |   |
| Virginia Tech          | 3       | 2 | 1 |   |
| Louisville             | 3       | 1 | 5 |   |
| at Florida State       | 3       | 1 | 2 |   |
| vs. Pittsburgh         | 4       | 2 | 3 |   |
| vs. Florida State      | 0       | 2 | 1 |   |
| vs. Notre Dame         | 2       | 1 | 1 |   |
| vs. South Dakota State | 18      | 0 | 1 |   |

### Cornelius Season / Career Highs

- Points**  
Season: 22, vs. Texas Tech, 11/27/16  
Career: 22, vs. Texas Tech, 11/27/16  
ACC: 20, vs. NC State, 12/30/15
- Rebounds**  
Season: 6, at FIU, 12/16/16  
Career: 8, at North Carolina, 1/17/16  
ACC: 8, at North Carolina, 1/17/16
- Assists**  
Season: 7, at Kentucky, 11/11/16  
Career: 7\*, at Kentucky, 11/11/16  
ACC: 7, at North Carolina, 1/17/16
- Steals**  
Season: 3, vs. Albany, 11/13/16  
Career: 3\*, vs. Albany, 11/13/16  
ACC: 3, vs. Pittsburgh, 1/7/16
- Blocked Shots**  
Season: N/A  
Career: 1, at Georgia Tech, 2/11/16  
ACC: 1, at Georgia Tech, 2/11/16
- Field Goals Made**  
Season: 8, vs. Texas Tech, 11/27/16  
Career: 8, vs. Texas Tech, 11/27/16  
ACC: 6, vs. NC State, 12/30/15
- Field Goal Attempts**  
Season: 13, vs. Texas Tech, 11/27/16  
Career: 13, vs. Texas Tech, 11/27/16  
ACC: 10, at North Carolina, 1/17/16
- Free Throws Made**  
Season: 4, at Ohio State, 12/1/16  
Career: 4, at Ohio State, 12/1/16  
ACC: 2\*, vs. Syracuse, 2/1/16
- Free Throw Attempts**  
Season: 6, at Ohio State, 12/1/16  
Career: 6, at Ohio State, 12/1/16  
ACC: 2\*, at Florida State, 2/28/16
- 3-Point Field Goals Made**  
Season: 6, vs. Texas Tech, 11/27/16  
Career: 6\*, vs. Texas Tech, 11/27/16  
ACC: 6, vs. NC State, 12/30/15
- 3-Point Field Goal Attempts**  
Season: 10, vs. Texas Tech, 11/27/16  
Career: 10, vs. Texas Tech, 11/27/16  
ACC: 8\*, at North Carolina, 1/17/16
- Minutes**  
Season: 31, at Ohio State, 12/1/16  
Career: 34, at North Carolina, 1/17/16  
ACC: 34, at North Carolina, 1/17/16

\* Recorded more than once with most recent listed

| Year    | CAREER STATISTICS |    |     |      | Total |     |      | 3-Point |     |      | Free Throws |     |      | Rebounds |     | Scoring |     |    |    |     |    |     |     |     |     |
|---------|-------------------|----|-----|------|-------|-----|------|---------|-----|------|-------------|-----|------|----------|-----|---------|-----|----|----|-----|----|-----|-----|-----|-----|
|         | GP                | GS | Min | Avg  | FG    | FGA | Pct  | FG      | FGA | Pct  | FT          | FTA | Pct  | Off      | Def | Tot     | Avg | PF | FO | Ast | TO | Blk | Stl | Pts | Avg |
| 2015-16 | 33                | 0  | 738 | 22.4 | 66    | 167 | .395 | 47      | 111 | .423 | 8           | 10  | .800 | 14       | 53  | 67      | 2.0 | 55 | 1  | 84  | 56 | 1   | 23  | 187 | 5.7 |
| 2016-17 | 9                 | 3  | 213 | 23.7 | 29    | 60  | .483 | 16      | 36  | .444 | 7           | 9   | .778 | 9        | 20  | 29      | 3.2 | 16 | 0  | 22  | 18 | 0   | 12  | 81  | 9.0 |
| TOTAL   | 42                | 3  | 951 | 22.6 | 95    | 227 | .419 | 63      | 147 | .429 | 15          | 19  | .789 | 23       | 73  | 96      | 2.3 | 71 | 1  | 106 | 74 | 1   | 35  | 268 | 6.4 |



# ERYKAH DAVENPORT

JUNIOR | FORWARD/CENTER | 6-2

# #30

Decatur, Ga. | Tucker

- Logged the first double-double of her career in Miami's overtime win at No. 9/10 Ohio State (12/1/16), finishing with 10 points and 10 rebounds

- First Hurricane freshman in the Meier era to record 13 rebounds in a game away from home, with Shenise Johnson (12 at FIU, 11/25/08) the only prior one with even 12

- One of three Hurricanes from the Atlanta area, along with Nigia Greene (Atlanta) and Keyona Hayes (Marietta)

- Possesses tremendous athleticism, as well as quality composure and leadership

- Runs the floor well and has great speed

**As a Sophomore (2015-16):** Played in all 33 games, starting the first 11 contests and the final 10 for a total of 21 ... Scored in double figures seven times ... Lone Hurricane to tally five blocked shots in a game and tied for the most rebounds (15) and steals (five) on the team in a game all season ... Led Miami in defensive rebounds (3.6) and finished second in blocked shots (25) ... Ranked third on the team in field goal percentage (51.2) and rebounding (5.2) ... Fourth among Hurricanes in offensive rebounding (1.6) and free throws attempted (72), as well as fifth in steals (31) ... Averaged 6.2 points, scoring a total of 203 points on the season ... Made her first-career start in the season opener against Wright State (11/13) ... Nearly recorded a double-double with 10 points on 5-of-6 shooting and a co-game-high nine rebounds at Old Dominion (11/17) ... Led the Hurricanes in rebounding for the second game in a row with nine at Loyola Chicago (11/21) ... Scored 12 points, recorded four steals and blocked two shots versus La Salle (11/29) ... Recorded double-digit points in back-to-back games for the first time in her career with 10 against both Coppin State (12/4) and UMass Lowell (12/6) ... Posted 11 points in Miami's victory over FIU (12/22) ... Tallied 12 points at Clemson (1/10) ... Finished with nine points and a co-team-high seven boards at Virginia Tech (1/28) ... Led all players with eight rebounds against eventual NCAA runner-up Syracuse (2/1) ... Scored eight points and grabbed a game-high nine rebounds versus Boston College (2/4) ... Set a career best with a game-high 15 rebounds in the Hurricanes' victory over Duke (2/7), marking her fourth straight game with at least seven boards ... Logged 12 points on 5-of-7 shooting blocked a pair of shots in her first-career game in her home state when Miami won at Georgia Tech (2/11) ... Tied for the team lead with seven rebounds against Virginia Tech (2/21) ... Registered nine points, seven rebounds, a game- and career-high five steals and two blocks at No. 12/12 Florida State (2/28).

**As a Freshman (2014-15):** Played in all 33 games, twice scored double figures and finished second on Miami with 18 blocks ... Ranked fifth on the team with 121 rebounds on the season and had the most boards of any Hurricane in a single game with 13 in the first round of the NCAA Tournament ... Had six points, two rebounds and one block in her Hurricane debut against Oakland (11/14) ... Recorded a block in each of the first five games of her career ... Set then-career bests in points (nine), rebounds (five), field goals (four) and field goal attempts (six) in the win over Jacksonville (12/6), with her five boards tying for the team lead ... Recorded multiple blocks for the first time in her career in Miami's win over Boston College (1/4) ... Set a season high with three steals at Virginia Tech (1/11) and also had five rebounds ... Set a then-career best with a team-high seven rebounds and also played a season-high 24 minutes at No. 16/14 Duke (1/18) ... Set a new career high in rebounds for the second consecutive game, this time grabbing nine to tie for the game's top mark in the win over Virginia (1/21) ... Recorded a season-high 13 points and pulled down eight rebounds, including a career-high six on the offensive end, at Pittsburgh (2/1), while also equaling her career best with two blocks ... Had seven rebounds in the win over Virginia Tech (2/5), the fourth time in a five-game stretch she had seven-plus boards ... Posted eight points and a season-high-tying three steals in the victory at No. 23/22 Syracuse (2/12) ... Scored in double figures for the second time in her career with 10 points against No. 17/14 North Carolina (2/22), giving her 100 points as a Hurricane ... Led all players with a season-high 13 rebounds in the win over No. 6 seed Washington (3/20) in the first round of the NCAA Tournament, with the 13 boards placing her tied for seventh in program history in NCAA Tournament action, her five offensive rebounds tied for eighth and eight defensive boards tied for sixth ... Became the eighth player in program history with a block in multiple NCAA Tournament games when she recorded one in the second round against third-seeded Iowa (3/22).

**High School:** Graduated from Tucker High School ... Averaged 15.0 points, 10.0 rebounds, 6.0 assists and 4.0 steals per game as a senior, leading her team in scoring, rebounding and steals ... Ranked as a three-star prospect and top-25 forward recruit by ESPN HoopGurlz ... Selected as the 5A Georgia Player of the Year as a senior ... Team captain and team MVP as both a junior and senior ... Won the first state title in school history as a senior, finishing the season with a 27-4 record ... Averaged 16 points and nine rebounds as a junior ... Named all-state as a sophomore and junior ... Received a varsity letter in basketball all four years of high school ... Played on the volleyball team as a junior and senior ... Junior class president ... Graduated with honors distinction ... Member of the Beta Club ... Part of the Cupcake Kids, a volunteer organization ... High school prom queen ... Notable Tucker alumni in athletics include Dwayne Harris of the New York Giants and former NBA player MarShon Brooks, who now plays in China.

**Personal:** Full name is Erykah Joyn'e Davenport ... First name is pronounced like Erica ... Nickname is "E" ... Born July 24, 1996 ... Mother is Quovadis Davenport ... Has an older brother, Erus ... Majoring in broadcast journalism ... Enjoys singing and taking pictures ... Favorite athlete is Érika de Souza of the Atlanta Dream.

| 2016-17          |    | P  | R | A |
|------------------|----|----|---|---|
| Opposition       |    |    |   |   |
| at Kentucky      | 10 | 5  | 0 |   |
| vs. Albany       | 10 | 4  | 1 |   |
| Charlotte        | 11 | 4  | 2 |   |
| at St. John's    | 16 | 9  | 1 |   |
| Grambling State  | 9  | 2  | 0 |   |
| Texas Tech       | 8  | 8  | 1 |   |
| at Ohio State    | 10 | 10 | 0 |   |
| Old Dominion     | 8  | 5  | 0 |   |
| Loyola Chicago   | 10 | 9  | 0 |   |
| at FIU           | 4  | 5  | 0 |   |
| Coppin State     | 15 | 4  | 0 |   |
| Maine            | -  | -  | - |   |
| Florida State    | -  | -  | - |   |
| at Pittsburgh    | -  | -  | - |   |
| at NC State      | -  | -  | - |   |
| Notre Dame       | -  | -  | - |   |
| Virginia Tech    | -  | -  | - |   |
| at Louisville    | -  | -  | - |   |
| at Syracuse      | -  | -  | - |   |
| North Carolina   | -  | -  | - |   |
| Boston College   | -  | -  | - |   |
| at Wake Forest   | -  | -  | - |   |
| at Florida State | -  | -  | - |   |
| Virginia         | -  | -  | - |   |
| Clemson          | -  | -  | - |   |
| at Duke          | -  | -  | - |   |
| at Virginia Tech | -  | -  | - |   |
| Georgia Tech     | -  | -  | - |   |

| 2015-16                |    | P  | R | A |
|------------------------|----|----|---|---|
| Opposition             |    |    |   |   |
| Wright State           | 2  | 4  | 0 |   |
| Bethune-Cookman        | 6  | 6  | 1 |   |
| at Old Dominion        | 10 | 9  | 0 |   |
| at Loyola Chicago      | 6  | 9  | 2 |   |
| at Charlotte           | 3  | 4  | 0 |   |
| Milwaukee              | 8  | 6  | 0 |   |
| La Salle               | 12 | 3  | 1 |   |
| Illinois               | 6  | 1  | 0 |   |
| Coppin State           | 10 | 7  | 0 |   |
| UMass Lowell           | 10 | 5  | 0 |   |
| vs. Baylor             | 2  | 2  | 0 |   |
| vs. Indiana            | 2  | 5  | 0 |   |
| FIU                    | 11 | 4  | 1 |   |
| NC State               | 0  | 5  | 0 |   |
| at Virginia            | 9  | 5  | 0 |   |
| Pittsburgh             | 6  | 4  | 1 |   |
| at Clemson             | 12 | 4  | 0 |   |
| Wake Forest            | 2  | 2  | 0 |   |
| at North Carolina      | 4  | 5  | 1 |   |
| Florida State          | 2  | 2  | 2 |   |
| at Virginia Tech       | 9  | 7  | 0 |   |
| Syracuse               | 2  | 8  | 0 |   |
| at Boston College      | 8  | 9  | 1 |   |
| Duke                   | 6  | 15 | 1 |   |
| at Georgia Tech        | 12 | 4  | 0 |   |
| at Notre Dame          | 4  | 2  | 0 |   |
| Virginia Tech          | 5  | 7  | 2 |   |
| Louisville             | 7  | 2  | 0 |   |
| at Florida State       | 9  | 7  | 0 |   |
| vs. Pittsburgh         | 6  | 5  | 1 |   |
| vs. Florida State      | 4  | 8  | 0 |   |
| vs. Notre Dame         | 8  | 4  | 0 |   |
| vs. South Dakota State | 0  | 2  | 0 |   |

| 2014-15             |    | P  | R | A |
|---------------------|----|----|---|---|
| Opposition          |    |    |   |   |
| Oakland             | 6  | 2  | 0 |   |
| at Middle Tennessee | 0  | 2  | 0 |   |
| North Florida       | 2  | 4  | 0 |   |
| Arizona State       | 4  | 2  | 0 |   |
| Illinois State      | 5  | 2  | 0 |   |
| Tulsa               | 0  | 0  | 0 |   |
| Wisconsin           | 0  | 2  | 0 |   |
| Jacksonville        | 9  | 5  | 1 |   |
| Coppin State        | 5  | 5  | 0 |   |
| vs. UCLA            | 4  | 4  | 0 |   |
| at Tulane           | 4  | 0  | 0 |   |
| Florida A&M         | 1  | 5  | 0 |   |
| LSU                 | 0  | 1  | 0 |   |
| Boston College      | 7  | 4  | 0 |   |
| Notre Dame          | 0  | 0  | 0 |   |
| at Virginia Tech    | 2  | 5  | 0 |   |
| Clemson             | 2  | 2  | 0 |   |
| at Duke             | 4  | 7  | 1 |   |
| Virginia            | 3  | 9  | 0 |   |
| at Louisville       | 0  | 2  | 0 |   |
| at Pittsburgh       | 13 | 8  | 0 |   |
| Virginia Tech       | 5  | 7  | 0 |   |
| at Florida State    | 2  | 3  | 0 |   |
| at Syracuse         | 8  | 5  | 0 |   |
| Georgia Tech        | 0  | 3  | 0 |   |
| at NC State         | 4  | 3  | 1 |   |
| North Carolina      | 10 | 3  | 0 |   |
| at Wake Forest      | 4  | 2  | 0 |   |
| Florida State       | 5  | 3  | 0 |   |
| vs. Virginia        | 0  | 2  | 0 |   |
| vs. Notre Dame      | 1  | 3  | 0 |   |
| vs. Washington      | 6  | 13 | 1 |   |
| at Iowa             | 0  | 3  | 0 |   |

### Davenport Season / Career Highs

|  |
|--|
| <b>Points</b>                          |
| Season: 16, at St. John's, 11/20/16    |
| Career: 16, at St. John's, 11/20/16    |
| ACC: 13, at Pittsburgh, 2/1/15         |
| <b>Rebounds</b>                        |
| Season: 10, at Ohio State, 12/1/16     |
| Career: 15, vs. Duke, 2/7/16           |
| ACC: 15, vs. Duke, 2/7/16              |
| <b>Assists</b>                         |
| Season: 2, vs. Charlotte, 11/16/16     |
| Career: 2*, vs. Charlotte, 11/16/16    |
| ACC: 2*, vs. Virginia Tech, 2/21/16    |
| <b>Steals</b>                          |
| Season: 5, vs. Old Dominion, 12/4/16   |
| Career: 5*, vs. Old Dominion, 12/4/16  |
| ACC: 5, at Florida State, 2/28/16      |
| <b>Blocked Shots</b>                   |
| Season: 2*, vs. Old Dominion, 12/4/16  |
| Career: 5, at Loyola Chicago, 11/21/15 |
| ACC: 2*, at Florida State, 2/28/16     |
| <b>Field Goals Made</b>                |
| Season: 6*, vs. Coppin State, 12/19/16 |
| Career: 6*, vs. Coppin State, 12/19/16 |
| ACC: 6, at Pittsburgh, 2/1/15          |
| <b>Field Goal Attempts</b>             |
| Season: 10, at St. John's, 11/20/16    |
| Career: 10*, at St. John's, 11/20/16   |
| ACC: 10, at Pittsburgh, 2/1/15         |
| <b>Free Throws Made</b>                |
| Season: 4*, at St. John's, 11/20/16    |
| Career: 6, vs. Pittsburgh, 1/7/16      |
| ACC: 6, vs. Pittsburgh, 1/7/16         |
| <b>Free Throw Attempts</b>             |
| Season: 8, at St. John's, 11/20/16     |
| Career: 8*, at St. John's, 11/20/16    |
| ACC: 8, vs. Pittsburgh, 1/7/16         |
| <b>3-Point Field Goals Made</b>        |
| Season: N/A                            |
| Career: N/A                            |
| ACC: N/A                               |
| <b>3-Point Field Goal Attempts</b>     |
| Season: N/A                            |
| Career: 1, vs. Virginia Tech, 2/21/16  |
| ACC: 1, vs. Virginia Tech, 2/21/16     |
| <b>Minutes</b>                         |
| Season: 34, at St. John's, 11/20/16    |
| Career: 34, at St. John's, 11/20/16    |
| ACC: 30, at Florida State, 2/28/16     |

\* Recorded more than once with most recent listed

| Year    | CAREER STATISTICS |    |      |      | Total |     |      | 3-Point |     |      | Free Throws |     |      | Rebounds |     |     | Scoring |     |     |    |     |     |     |     |      |
|---------|-------------------|----|------|------|-------|-----|------|---------|-----|------|-------------|-----|------|----------|-----|-----|---------|-----|-----|----|-----|-----|-----|-----|------|
|         | GP                | GS | Min  | Avg  | FG    | FGA | Pct  | FG      | FGA | Pct  | FT          | FTA | Pct  | Def      | Tot | Avg | PF      | FO  | Ast | TO | Blk | Stl | Pts | Avg |      |
| 2014-15 | 33                | 0  | 409  | 12.4 | 50    | 114 | .439 | 0       | 0   | .000 | 16          | 37  | .432 | 47       | 74  | 121 | 3.7     | 76  | 2   | 4  | 48  | 18  | 21  | 116 | 3.5  |
| 2015-16 | 33                | 21 | 591  | 17.9 | 83    | 162 | .512 | 0       | 1   | .000 | 37          | 72  | .514 | 53       | 119 | 172 | 5.2     | 80  | 3   | 14 | 53  | 25  | 31  | 203 | 6.2  |
| 2016-17 | 11                | 11 | 226  | 20.5 | 47    | 67  | .701 | 0       | 0   | .000 | 17          | 29  | .586 | 26       | 39  | 65  | 5.9     | 32  | 1   | 5  | 15  | 9   | 18  | 111 | 10.1 |
| TOTAL   | 77                | 32 | 1226 | 15.9 | 180   | 343 | .525 | 0       | 1   | .000 | 70          | 138 | .507 | 126      | 232 | 358 | 4.6     | 188 | 6   | 23 | 116 | 52  | 70  | 430 | 5.6  |



# SERENA-LYNN GELDOLF

FRESHMAN | CENTER | 6-6

# #51

Ostend, Belgium | KA Redingenhof Leuven

- Tallest player Miami has signed out of high school under Katie Meier
- Joins fellow 6-foot-6 center Shawnice "Pepper" Wilson as the two tallest Hurricanes to play for Meier
- Highly-skilled post player with great fluidity and dexterity for her size, allowing her to play in Miami's system
- A player whose potential and development the staff is excited about

**High School/Prior to Miami:** Graduated from KA Redingenhof Leuven ... Ranked by ProspectsNation.com as a four-star recruit and the No. 18 international player in her class, including fifth among post players ... Averaged 8.1 points and 8.3 rebounds per game at the U20 FIBA European Championship Division A in July 2016 ... Tallied 10.2 points, 8.1 rebounds and 2.1 blocks per contest at the FIBA U18 European Championship Division A in August 2015 ... Led all players in the event in blocks per game and single-game blocks (five), plus ranked ninth in defensive rebounds per contest (5.9) ... Notched 8.7 points and 6.1 rebounds a game at the FIBA U19 World Championship in July 2015 ... Averaged 10.8 points, 6.8 rebounds and 3.8 blocks an outing at the FIBA U16 European Championship Division A in July 2013 ... Logged two double-doubles in the tournament, led all players in blocks per game and single-game blocks (10), as well as finished fourth in field goal percentage (45.7) ... Also played in three other FIBA tournaments with Belgium from 2012-16 for a total of seven ... Participated in the EuroCup with the Lotto Young Cats in both 2014 and 2015 ... Soccer player Dries Mertens of the Belgian Men's National Team and former Alabama men's basketball player Retin Obasohan also attended KA Redingenhof Leuven.

**Personal:** Full name is Serena-Lynn Petra G Geldof ... The "G" in her middle name is for her godfather, whose name is Guy ... Goes by Serena ... Born March 2, 1997 ... Parents are Paul Covemaecker and Sandra Geldof ... Father is a mechanist and mother is a physiotherapist ... Has an older stepbrother, Vic ... Intends to major in forensic science ... Career goal is to be a forensic scientist for the police ... Enjoys swimming, lifeguarding and reading ... Favorite athletes are Ann Wauters and Emma Meesseman because they are Belgian centers who played in the WNBA ... Best sports memory is winning a tournament in Vienna ... Chose Miami because of the coaching staff, the vibe of the team and Katie Meier's familiarity with playing overseas ... Committed to Miami over Illinois.

| Opposition       | 2016-17 |   |   |
|------------------|---------|---|---|
|                  | P       | R | A |
| at Kentucky      | -       | - | - |
| vs. Albany       | 0       | 3 | 0 |
| Charlotte        | 0       | 1 | 0 |
| at St. John's    | 3       | 2 | 0 |
| Grambling State  | -       | - | - |
| Texas Tech       | -       | - | - |
| at Ohio State    | -       | - | - |
| Old Dominion     | -       | - | - |
| Loyola Chicago   | 2       | 0 | 0 |
| at FIU           | 2       | 2 | 0 |
| Coppin State     | 2       | 1 | 0 |
| Maine            | -       | - | - |
| Florida State    | -       | - | - |
| at Pittsburgh    | -       | - | - |
| at NC State      | -       | - | - |
| Notre Dame       | -       | - | - |
| Virginia Tech    | -       | - | - |
| at Louisville    | -       | - | - |
| at Syracuse      | -       | - | - |
| North Carolina   | -       | - | - |
| Boston College   | -       | - | - |
| at Wake Forest   | -       | - | - |
| at Florida State | -       | - | - |
| Virginia         | -       | - | - |
| Clemson          | -       | - | - |
| at Duke          | -       | - | - |
| at Virginia Tech | -       | - | - |
| Georgia Tech     | -       | - | - |

### Geldof Season / Career Highs

**Points**  
 Season: 3, vs. Grambling State, 11/25/16  
 Career: 3, vs. Grambling State, 11/25/16  
 ACC: N/A

**Rebounds**  
 Season: 3, vs. Albany, 11/13/16  
 Career: 3, vs. Albany, 11/13/16  
 ACC: N/A

**Assists**  
 Season: N/A  
 Career: N/A  
 ACC: N/A

**Steals**  
 Season: 1\*, vs. Loyola Chicago, 12/6/16  
 Career: 1\*, vs. Loyola Chicago, 12/6/16  
 ACC: N/A

**Blocked Shots**  
 Season: 1\*, at FIU, 12/16/16  
 Career: 1\*, at FIU, 12/16/16  
 ACC: N/A

**Field Goals Made**  
 Season: 1\*, vs. Coppin State, 12/19/16  
 Career: 1\*, vs. Coppin State, 12/19/16  
 ACC: N/A

**Field Goal Attempts**  
 Season: 2\*, vs. Coppin State, 12/19/16  
 Career: 2\*, vs. Coppin State, 12/19/16  
 ACC: N/A

**Free Throws Made**  
 Season: 1, vs. Grambling State, 11/25/16  
 Career: 1, vs. Grambling State, 11/25/16  
 ACC: N/A

**Free Throw Attempts**  
 Season: 1, vs. Grambling State, 11/25/16  
 Career: 1, vs. Grambling State, 11/25/16  
 ACC: N/A

**3-Point Field Goals Made**  
 Season: N/A  
 Career: N/A  
 ACC: N/A

**3-Point Field Goal Attempts**  
 Season: N/A  
 Career: N/A  
 ACC: N/A

**Minutes**  
 Season: 8, vs. Coppin State, 12/19/16  
 Career: 8, vs. Coppin State, 12/19/16  
 ACC: N/A

\* Recorded more than once with most recent listed

### CAREER STATISTICS

| Year    | GP | GS | Min | Avg | Total |     |      | 3-Point |     |      | Free Throws |     |       | Rebounds |     |     |     | Scoring |    |     |    |     |     |     |     |
|---------|----|----|-----|-----|-------|-----|------|---------|-----|------|-------------|-----|-------|----------|-----|-----|-----|---------|----|-----|----|-----|-----|-----|-----|
|         |    |    |     |     | FG    | FGA | Pct  | FG      | FGA | Pct  | FT          | FTA | Pct   | Off      | Def | Tot | Avg | PF      | FO | Ast | TO | Blk | Stl | Pts | Avg |
| 2016-17 | 6  | 0  | 35  | 5.8 | 4     | 8   | .500 | 0       | 0   | .000 | 1           | 1   | 1.000 | 4        | 5   | 9   | 1.5 | 8       | 0  | 0   | 3  | 4   | 2   | 9   | 1.5 |
| TOTAL   | 6  | 0  | 35  | 5.8 | 4     | 8   | .500 | 0       | 0   | .000 | 1           | 1   | 1.000 | 4        | 5   | 9   | 1.5 | 8       | 0  | 0   | 3  | 4   | 2   | 9   | 1.5 |



# #5



# NIGIA GREENE

SENIOR | GUARD | 5-10

Atlanta, Ga. | St. Francis

- Spent one year, 2011-12, as a high school teammate of fellow Hurricane Keyona Hayes

- As a freshman, one of her two ACC contests with double-digit points and three of her season highs came in her first-career game against her hometown school, Georgia Tech

- Taken on the role as a tough on-ball defender

- Combo guard with a good 3-point shot

**As a Junior (2015-16):** Played in 16 games, missing 14 contests due to a right knee injury ... Averaged 10.3 minutes and 2.9 points per game ... Turned the ball over only seven times ... Made both of her free throw attempts in the B1G/ACC Challenge win over Illinois (12/2) ... Scored a season-high 10 points in a co-season-high 17 minutes against UMass Lowell (12/6), connecting on two 3-pointers and tallying two steals in the victory ... Tallied eight points, including connecting on a pair of 3-pointers, and two steals in her return from injury at third-ranked Notre Dame (2/14) ... Made two 3-pointers versus Virginia Tech (2/21) ... Tied her season best with 17 minutes of court time against No. 10/10 Louisville (2/25) ... Dished out a career-high-tying two assists in Miami's ACC Tournament win over Pittsburgh (3/3).

**As a Sophomore (2014-15):** Played in all 33 games with four starts and scored in double digits seven times ... Shot 81.8 percent (18-of-22) from the free throw line, the best mark of any Hurricane, and also finished third on the team in total steals (35) ... Scored eight points and shot 2-of-3 from 3-point range in her Miami debut against Oakland (11/14) ... Scored 10 points in her first-career road game at Middle Tennessee (11/17) ... Posted seven points in the first start of her career in Miami's win over North Florida (11/21) ... Tied for the team lead with a career-high 16 points against Illinois State (11/28) and also posted multiple steals for third straight game, leading or sharing the team lead each time ... Had 12 points in the Hurricanes' win over Jacksonville (12/6) ... Scored a game-high 11 points against Coppin State (12/13), giving her double digits for the fourth time in her first nine career games ... Had eight points and hit two 3-pointers in Miami's win over UCLA (12/18) ... Posted 14 points and set career highs in made 3-pointers (three) and minutes played (27) against Florida A&M (12/28) ... Recorded 12 points, the second-most on the team, in a victory at Virginia Tech (1/11) ... Scored 11 points, tied a career best with a team-high three steals and set career highs in free throws made (three) and attempted (four) against Georgia Tech (2/15).

**As a Freshman (2013-14):** Missed season due to right knee injury.

**High School:** Graduated from St. Francis High School ... Ranked No. 41 overall in the nation and eighth at position according to ESPN HoopGurlz ... Averaged 18.0 points per game while leading St. Francis to a 25-6 record ... Played for Peak Performance National ... Named to North Fulton All-Metro Honorable Mention ... As a sophomore was named Georgia All-State Class A Second Team.

**Personal:** Full name is Nigia Greene ... First name is pronounced Nye-ZHEE-Uh ... Goes by Gia ... Born on Oct. 5, 1994, in Chesapeake, Va. ... Majoring in electronic media ... Hobbies include shopping and listening to music ... Daughter of Shikena Greene.

| 2016-17          |    |   |   |  |
|------------------|----|---|---|--|
| Opposition       | P  | R | A |  |
| at Kentucky      | 11 | 0 | 0 |  |
| vs. Albany       | 9  | 1 | 3 |  |
| Charlotte        | 6  | 0 | 1 |  |
| at St. John's    | 5  | 2 | 0 |  |
| Grambling State  | 8  | 0 | 3 |  |
| Texas Tech       | 0  | 0 | 0 |  |
| at Ohio State    | 9  | 2 | 0 |  |
| Old Dominion     | 9  | 2 | 0 |  |
| Loyola Chicago   | 14 | 4 | 2 |  |
| at FIU           | 2  | 1 | 0 |  |
| Coppin State     | 5  | 1 | 1 |  |
| Maine            | -  | - | - |  |
| Florida State    | -  | - | - |  |
| at Pittsburgh    | -  | - | - |  |
| at NC State      | -  | - | - |  |
| Notre Dame       | -  | - | - |  |
| Virginia Tech    | -  | - | - |  |
| at Louisville    | -  | - | - |  |
| at Syracuse      | -  | - | - |  |
| North Carolina   | -  | - | - |  |
| Boston College   | -  | - | - |  |
| at Wake Forest   | -  | - | - |  |
| at Florida State | -  | - | - |  |
| Virginia         | -  | - | - |  |
| Clemson          | -  | - | - |  |
| at Duke          | -  | - | - |  |
| at Virginia Tech | -  | - | - |  |
| Georgia Tech     | -  | - | - |  |

| 2015-16                |    |   |   |  |
|------------------------|----|---|---|--|
| Opposition             | P  | R | A |  |
| Wright State           | -  | - | - |  |
| Bethune-Cookman        | -  | - | - |  |
| at Old Dominion        | -  | - | - |  |
| at Loyola Chicago      | 3  | 1 | 0 |  |
| at Charlotte           | 3  | 0 | 1 |  |
| Milwaukee              | 3  | 1 | 0 |  |
| La Salle               | 5  | 1 | 0 |  |
| Illinois               | 2  | 1 | 1 |  |
| Coppin State           | 3  | 2 | 0 |  |
| UMass Lowell           | 10 | 1 | 1 |  |
| vs. Baylor             | 0  | 2 | 0 |  |
| vs. Indiana            | -  | - | - |  |
| FIU                    | -  | - | - |  |
| NC State               | -  | - | - |  |
| at Virginia            | -  | - | - |  |
| Pittsburgh             | -  | - | - |  |
| at Clemson             | -  | - | - |  |
| Wake Forest            | -  | - | - |  |
| at North Carolina      | -  | - | - |  |
| Florida State          | -  | - | - |  |
| at Virginia Tech       | -  | - | - |  |
| Syracuse               | -  | - | - |  |
| at Boston College      | -  | - | - |  |
| Duke                   | -  | - | - |  |
| at Georgia Tech        | -  | - | - |  |
| at Notre Dame          | 8  | 0 | 1 |  |
| Virginia Tech          | 6  | 1 | 0 |  |
| Louisville             | 0  | 0 | 0 |  |
| at Florida State       | 3  | 0 | 0 |  |
| vs. Pittsburgh         | 0  | 0 | 2 |  |
| vs. Florida State      | 0  | 0 | 0 |  |
| vs. Notre Dame         | 0  | 0 | 0 |  |
| vs. South Dakota State | 0  | 0 | 0 |  |

| 2014-15             |    |   |   |  |
|---------------------|----|---|---|--|
| Opposition          | P  | R | A |  |
| Oakland             | 8  | 1 | 0 |  |
| at Middle Tennessee | 10 | 3 | 0 |  |
| North Florida       | 7  | 2 | 2 |  |
| Arizona State       | 0  | 1 | 0 |  |
| Illinois State      | 16 | 2 | 0 |  |
| Tulsa               | 3  | 2 | 0 |  |
| Wisconsin           | 3  | 0 | 0 |  |
| Jacksonville        | 12 | 1 | 1 |  |
| Coppin State        | 11 | 3 | 0 |  |
| vs. UCLA            | 8  | 1 | 1 |  |
| at Tulane           | 0  | 0 | 0 |  |
| Florida A&M         | 14 | 3 | 2 |  |
| LSU                 | 7  | 1 | 0 |  |
| Boston College      | 2  | 3 | 0 |  |
| Notre Dame          | 2  | 0 | 0 |  |
| at Virginia Tech    | 12 | 2 | 0 |  |
| Clemson             | 4  | 3 | 1 |  |
| at Duke             | 6  | 0 | 0 |  |
| Virginia            | 7  | 0 | 1 |  |
| at Louisville       | 0  | 1 | 1 |  |
| at Pittsburgh       | 0  | 0 | 0 |  |
| Virginia Tech       | 0  | 1 | 0 |  |
| at Florida State    | 2  | 0 | 0 |  |
| at Syracuse         | 5  | 4 | 1 |  |
| Georgia Tech        | 11 | 2 | 1 |  |
| at NC State         | 0  | 0 | 0 |  |
| North Carolina      | 0  | 0 | 1 |  |
| at Wake Forest      | 4  | 1 | 0 |  |
| Florida State       | 4  | 2 | 0 |  |
| vs. Virginia        | 4  | 3 | 0 |  |
| vs. Notre Dame      | 2  | 2 | 1 |  |
| vs. Washington      | 0  | 0 | 1 |  |
| at Iowa             | 3  | 2 | 0 |  |

### Greene Season / Career Highs

**Points**  
Season: 14, vs. Loyola Chicago, 12/6/16  
Career: 16, vs. Illinois State, 11/28/14  
ACC: 12, at Virginia Tech, 1/11/15

**Rebounds**  
Season: 4, vs. Loyola Chicago, 12/6/16  
Career: 4\*, vs. Loyola Chicago, 12/6/16  
ACC: 4, at Syracuse, 2/12/15

**Assists**  
Season: 3\*, vs. Grambling State, 11/25/16  
Career: 3\*, vs. Grambling State, 11/25/16  
ACC: 1\*, at Notre Dame, 2/14/16

**Steals**  
Season: 3, vs. Loyola Chicago, 12/6/16  
Career: 3\*, vs. Loyola Chicago, 12/6/16  
ACC: 3, vs. Georgia Tech, 2/15/15

**Blocked Shots**  
Season: 1\*, at FIU, 12/16/16  
Career: 1\*, at FIU, 12/16/16  
ACC: N/A

**Field Goals Made**  
Season: 5, vs. Loyola Chicago, 12/6/16  
Career: 6, vs. Illinois State, 11/28/14  
ACC: 4, at Virginia Tech, 1/11/15

**Field Goal Attempts**  
Season: 9, vs. Loyola Chicago, 12/6/16  
Career: 15, vs. Illinois State, 11/28/14  
ACC: 8, vs. Boston College, 1/4/15

**Free Throws Made**  
Season: 2, vs. Old Dominion, 12/4/16  
Career: 3, vs. Georgia Tech, 2/15/15  
ACC: 3, vs. Georgia Tech, 2/15/15

**Free Throw Attempts**  
Season: 3, at St. John's, 11/20/16  
Career: 4\*, vs. Milwaukee, 11/27/15  
ACC: 4, vs. Georgia Tech, 2/15/15

**3-Point Field Goals Made**  
Season: 4, vs. Loyola Chicago, 12/6/16  
Career: 4, vs. Loyola Chicago, 12/6/16  
ACC: 2\*, vs. Virginia Tech, 2/21/16

**3-Point Field Goal Attempts**  
Season: 8, vs. Loyola Chicago, 12/6/16  
Career: 8\*, vs. Loyola Chicago, 12/6/16  
ACC: 6, at Duke, 1/18/15

**Minutes**  
Season: 33, at St. John's, 11/20/16  
Career: 33, at St. John's, 11/20/16  
ACC: 23, at Virginia Tech, 1/11/15

\* Recorded more than once with most recent listed

| Year    | CAREER STATISTICS |    |     |      | Total |     |      | 3-Point |     |      | Free Throws |     |      | Rebounds |     |     |     | Scoring |    |     |    |     |     |     |     |  |
|---------|-------------------|----|-----|------|-------|-----|------|---------|-----|------|-------------|-----|------|----------|-----|-----|-----|---------|----|-----|----|-----|-----|-----|-----|--|
|         | GP                | GS | Min | Avg  | FG    | FGA | Pct  | FG      | FGA | Pct  | FT          | FTA | Pct  | Off      | Def | Tot | Avg | PF      | FO | Ast | TO | Blk | Stl | Pts | Avg |  |
| 2013-14 | DNP               |    |     |      |       |     |      |         |     |      |             |     |      |          |     |     |     |         |    |     |    |     |     |     |     |  |
| 2014-15 | 33                | 4  | 497 | 15.1 | 60    | 155 | .387 | 29      | 103 | .282 | 18          | 22  | .818 | 12       | 34  | 46  | 1.4 | 24      | 0  | 14  | 27 | 0   | 35  | 167 | 5.1 |  |
| 2015-16 | 16                | 0  | 164 | 10.3 | 16    | 56  | .286 | 11      | 38  | .289 | 3           | 6   | .500 | 1        | 9   | 10  | 0.6 | 3       | 0  | 6   | 7  | 0   | 9   | 46  | 2.9 |  |
| 2016-17 | 11                | 0  | 208 | 18.9 | 28    | 62  | .452 | 18      | 42  | .429 | 4           | 7   | .571 | 5        | 8   | 13  | 1.2 | 5       | 0  | 10  | 10 | 2   | 11  | 78  | 7.1 |  |
| TOTAL   | 60                | 4  | 869 | 14.5 | 104   | 273 | .381 | 58      | 183 | .317 | 25          | 35  | .714 | 18       | 51  | 69  | 1.2 | 32      | 0  | 30  | 44 | 2   | 55  | 291 | 4.9 |  |



# #0



# KEYANNA HARRIS

JUNIOR | FORWARD | 6-0

Riviera Beach, Fla. | William T. Dwyer

- Recorded the first start of her career in Miami's win at St. John's (11/20/16)
- Went to high school with Gage Batten, a fullback on the Miami football team
- High energy player who excels in pressing situations
- Really active and makes hustle plays

**As a Sophomore (2015-16):** Played in 32 of 33 games ... Averaged 2.9 points and 1.9 rebounds ... Tallied 22 steals ... Shot 26-of-39 at the free throw line ... Ranked fourth on the team in free throw percentage (min. 1 FTA per game, 66.7) ... Recorded her first double-digit scoring game with 10 points on a career-high five made field goals at Charlotte (11/23) ... Set a career best with five rebounds against Milwaukee (11/27) ... Posted 10 points for the second time in her career a win against Coppin State (12/4), while also matching her career best with five rebounds and shooting 4-of-5 at the stripe... Scored eight points against UMass Lowell (12/6) ... Logged a career-high and co-game-high four assists in a career-best 21 minutes the Hurricanes' victory over FIU (12/22) and also shot 4-of-4 at the line ... Posted three steals in a game for the first time against No. 10/10 Louisville (2/25), while also setting a career high with six free throws attempted ... Scored six points in Miami's NCAA Tournament game versus South Dakota State (3/19).

**As a Freshman (2014-15):** Played in 23 games and finished the season with 25 points, 15 rebounds, 14 steals and eight assists ... Connected on 8-of-11 free throws in her first season at Miami ... Made her Hurricane debut against Oakland (11/14), recording two steals ... Posted the first points, rebound and assist of her career in the win over North Florida (11/21) ... Set several season highs against Illinois State (11/28), including minutes (17), points (nine), assists (three), field goals made (four) and field goal attempts (five), as well recorded her first block and made 3-pointer ... Scored her first career points in ACC play at No. 9/8 Florida State (2/8) ... Scored five points, the second-most of her season, to help Miami to a win at No. 23/22 Syracuse (2/12) ... Had three assists at Wake Forest (2/26), tying for the team lead and matching her season high, while also setting season bests in free throws made (three) and attempted (three).

**High School:** Graduated from William T. Dwyer High School ... Averaged 20.4 points, 9.3 rebounds, 4.1 assists and 5.3 steals as a senior ... Ranked as a three-star prospect and a top-25 forward recruit by ESPN HoopGurlz ... McDonald's All-American Game nominee ... Named the *Palm Beach Post* Large Schools Player of the Year as a junior, as well as the *Sun Sentinel* 8A Player of the Year ... Palm Beach County Athletic Association First Team selection as a junior ... Won a district title and finished as the state runner-up her junior year ... First team all-conference as a sophomore ... Second team all-county and Outstanding Rookie of the Year as a freshman ... Member of the track and field team ... Set the school record in the high jump and made regionals ... Named to the honor roll ... Notable Dwyer alumni in athletics include Alonzo Gee of the New Orleans Pelicans and Matt Elam of the Baltimore Ravens.

**Personal:** Full name is Keyanna Renika Harris ... Nickname is Keke ... Born Feb. 14, 1995 ... Parents are Lamar and Beverly Harris ... Has an older sister, Shamar, and an older brother, Chris ... Sister played basketball at Lynn University ... Cousin of former NBA player Jumaine Jones ... Majoring in criminology ... Loves to dance ... Lists former Miami All-American Shenise Johnson, a current standout with the Indiana Fever, as her role model and favorite athlete.

| 2016-17          |    |   |   |  |
|------------------|----|---|---|--|
| Opposition       | P  | R | A |  |
| at Kentucky      | 4  | 3 | 0 |  |
| vs. Albany       | 11 | 4 | 0 |  |
| Charlotte        | 2  | 9 | 3 |  |
| at St. John's    | 2  | 5 | 0 |  |
| Grambling State  | 7  | 8 | 3 |  |
| Texas Tech       | 4  | 5 | 1 |  |
| at Ohio State    | 8  | 6 | 1 |  |
| Old Dominion     | 2  | 3 | 3 |  |
| Loyola Chicago   | 4  | 3 | 1 |  |
| at FIU           | 6  | 5 | 1 |  |
| Coppin State     | 6  | 4 | 2 |  |
| Maine            | -  | - | - |  |
| Florida State    | -  | - | - |  |
| at Pittsburgh    | -  | - | - |  |
| at NC State      | -  | - | - |  |
| Notre Dame       | -  | - | - |  |
| Virginia Tech    | -  | - | - |  |
| at Louisville    | -  | - | - |  |
| at Syracuse      | -  | - | - |  |
| North Carolina   | -  | - | - |  |
| Boston College   | -  | - | - |  |
| at Wake Forest   | -  | - | - |  |
| at Florida State | -  | - | - |  |
| Virginia         | -  | - | - |  |
| Clemson          | -  | - | - |  |
| at Duke          | -  | - | - |  |
| at Virginia Tech | -  | - | - |  |
| Georgia Tech     | -  | - | - |  |

| 2015-16                |    |   |   |  |
|------------------------|----|---|---|--|
| Opposition             | P  | R | A |  |
| Wright State           | 4  | 1 | 0 |  |
| Bethune-Cookman        | 0  | 1 | 2 |  |
| at Old Dominion        | 2  | 1 | 1 |  |
| at Loyola Chicago      | 2  | 2 | 0 |  |
| at Charlotte           | 10 | 3 | 0 |  |
| Milwaukee              | 4  | 5 | 0 |  |
| La Salle               | 3  | 2 | 0 |  |
| Illinois               | 0  | 0 | 0 |  |
| Coppin State           | 10 | 5 | 1 |  |
| UMass Lowell           | 8  | 2 | 2 |  |
| vs. Baylor             | 0  | 0 | 0 |  |
| vs. Indiana            | 2  | 0 | 0 |  |
| FIU                    | 4  | 4 | 4 |  |
| NC State               | 2  | 2 | 1 |  |
| at Virginia            | 0  | 2 | 1 |  |
| Pittsburgh             | 5  | 4 | 0 |  |
| at Clemson             | 0  | 3 | 2 |  |
| Wake Forest            | 0  | 1 | 0 |  |
| at North Carolina      | 5  | 2 | 0 |  |
| Florida State          | 1  | 0 | 2 |  |
| at Virginia Tech       | 3  | 0 | 0 |  |
| Syracuse               | 2  | 3 | 0 |  |
| at Boston College      | 2  | 2 | 1 |  |
| Duke                   | 0  | 3 | 0 |  |
| at Georgia Tech        | 2  | 1 | 1 |  |
| at Notre Dame          | 3  | 1 | 0 |  |
| Virginia Tech          | 2  | 1 | 0 |  |
| Louisville             | 5  | 4 | 0 |  |
| at Florida State       | -  | - | - |  |
| vs. Pittsburgh         | 2  | 1 | 0 |  |
| vs. Florida State      | 0  | 2 | 0 |  |
| vs. Notre Dame         | 4  | 1 | 0 |  |
| vs. South Dakota State | 6  | 3 | 1 |  |

| 2014-15             |   |   |   |  |
|---------------------|---|---|---|--|
| Opposition          | P | R | A |  |
| Oakland             | 0 | 0 | 0 |  |
| at Middle Tennessee | 0 | 0 | 0 |  |
| North Florida       | 2 | 1 | 1 |  |
| Arizona State       | - | - | - |  |
| Illinois State      | 9 | 2 | 3 |  |
| Tulsa               | 0 | 1 | 0 |  |
| Wisconsin           | 0 | 0 | 0 |  |
| Jacksonville        | 2 | 2 | 0 |  |
| Coppin State        | 2 | 1 | 1 |  |
| vs. UCLA            | - | - | - |  |
| at Tulane           | 0 | 0 | 0 |  |
| Florida A&M         | 0 | 2 | 0 |  |
| LSU                 | - | - | - |  |
| Boston College      | 0 | 0 | 0 |  |
| Notre Dame          | - | - | - |  |
| at Virginia Tech    | 0 | 0 | 0 |  |
| Clemson             | 0 | 1 | 0 |  |
| at Duke             | 0 | 1 | 0 |  |
| Virginia            | 0 | 0 | 0 |  |
| at Louisville       | - | - | - |  |
| at Pittsburgh       | 0 | 1 | 0 |  |
| at Virginia Tech    | 0 | 1 | 0 |  |
| at Florida State    | 2 | 1 | 0 |  |
| at Syracuse         | 5 | 0 | 0 |  |
| Georgia Tech        | 0 | 0 | 0 |  |
| at NC State         | 0 | 1 | 0 |  |
| North Carolina      | - | - | - |  |
| at Wake Forest      | 3 | 0 | 3 |  |
| Florida State       | 0 | 0 | 0 |  |
| vs. Virginia        | - | - | - |  |
| vs. Notre Dame      | - | - | - |  |
| vs. Washington      | - | - | - |  |
| at Iowa             | - | - | - |  |

### Harris Season / Career Highs

**Points**  
 Season: 11, vs. Albany, 11/13/16  
 Career: 11, vs. Albany, 11/13/16  
 ACC: 5\*, vs. Louisville, 2/25/16

**Rebounds**  
 Season: 9, vs. Charlotte, 11/16/16  
 Career: 9, vs. Charlotte, 11/16/16  
 ACC: 4\*, vs. Louisville, 2/25/16

**Assists**  
 Season: 3\*, vs. Old Dominion, 12/4/16  
 Career: 4, vs. FIU, 12/22/15  
 ACC: 3\*, at Wake Forest, 2/26/15

**Steals**  
 Season: 4, vs. Grambling State, 11/25/16  
 Career: 4, vs. Grambling State, 11/25/16  
 ACC: 3, vs. Louisville, 2/25/16

**Blocked Shots**  
 Season: 1, at FIU, 12/16/16  
 Career: 2, vs. Notre Dame, 3/5/16  
 ACC: 1\*, at North Carolina, 2/4/16

**Field Goals Made**  
 Season: 5, vs. Albany, 11/13/16  
 Career: 5\*, vs. Albany, 11/13/16  
 ACC: 2\*, at North Carolina, 1/17/16

**Field Goal Attempts**  
 Season: 10, vs. Albany, 11/13/16  
 Career: 10, vs. Albany, 11/13/16  
 ACC: 5\*, at Boston College, 2/4/16

**Free Throws Made**  
 Season: 2, vs. Old Dominion, 12/4/16  
 Career: 4\*, vs. FIU, 12/22/15  
 ACC: 3\*, vs. Louisville, 2/25/16

**Free Throw Attempts**  
 Season: 3, vs. Coppin State, 12/19/16  
 Career: 6, vs. Louisville, 2/25/16  
 ACC: 6, vs. Louisville, 2/25/16

**3-Point Field Goals Made**  
 Season: 2, at Ohio State, 12/1/16  
 Career: 2, at Ohio State, 12/1/16  
 ACC: 1, at North Carolina, 1/17/16

**3-Point Field Goal Attempts**  
 Season: 4, vs. Albany, 11/13/16  
 Career: 4, vs. Albany, 11/13/16  
 ACC: 2\*, at Boston College, 2/4/16

**Minutes**  
 Season: 27, vs. Charlotte, 11/16/16  
 Career: 27, vs. Charlotte, 11/16/16  
 ACC: 16\*, vs. Louisville, 2/25/16

\* Recorded more than once with most recent listed  
 ! ACC Tournament game

| CAREER STATISTICS |           |          |            |             |           |            |             |          |           | Total       |           | 3-Point   |             |           | Free Throws |            |            | Rebounds  |          |           | Scoring   |           |           |            |            |
|-------------------|-----------|----------|------------|-------------|-----------|------------|-------------|----------|-----------|-------------|-----------|-----------|-------------|-----------|-------------|------------|------------|-----------|----------|-----------|-----------|-----------|-----------|------------|------------|
| Year              | GP        | GS       | Min        | Avg         | FG        | FGA        | Pct         | FG       | FGA       | Pct         | FT        | FTA       | Pct         | Off       | Def         | Tot        | Avg        | PF        | FO       | Ast       | TO        | Blk       | Stl       | Pts        | Avg        |
| 2014-15           | 23        | 0        | 148        | 6.4         | 8         | 23         | .348        | 1        | 5         | .200        | 8         | 11        | .727        | 6         | 9           | 15         | 0.7        | 24        | 0        | 8         | 14        | 2         | 14        | 25         | 1.1        |
| 2015-16           | 32        | 0        | 361        | 11.3        | 33        | 87         | .379        | 1        | 18        | .056        | 26        | 39        | .667        | 25        | 37          | 62         | 1.9        | 45        | 0        | 19        | 27        | 7         | 22        | 93         | 2.9        |
| 2016-17           | 11        | 8        | 234        | 21.3        | 23        | 62         | .371        | 5        | 16        | .313        | 5         | 12        | .417        | 23        | 32          | 55         | 5.0        | 17        | 0        | 15        | 16        | 1         | 18        | 56         | 5.1        |
| <b>TOTAL</b>      | <b>66</b> | <b>8</b> | <b>743</b> | <b>11.3</b> | <b>64</b> | <b>172</b> | <b>.372</b> | <b>7</b> | <b>39</b> | <b>.179</b> | <b>39</b> | <b>62</b> | <b>.629</b> | <b>54</b> | <b>78</b>   | <b>132</b> | <b>2.0</b> | <b>86</b> | <b>0</b> | <b>42</b> | <b>57</b> | <b>10</b> | <b>54</b> | <b>174</b> | <b>2.6</b> |





# #20



# KEYONA HAYES

REDSHIRT SENIOR | FORWARD | 6-1

Marietta, Ga. | St. Francis

- Led all players at the 2016 ACC Tournament in field goal percentage (76.2)
- Has recorded 11 double-doubles in her career, including eight in her first two seasons
- One of five Miami players to ever be named ACC Rookie of the Week
- Possesses the best hands on the team and loves to finish with contact
- One of the toughest matchups on the Miami roster

**As a Redshirt Senior (2016-17):** *NCAA.com Starting Five (12/7) ... Miami Thanksgiving Tournament MVP*

**As a Redshirt Junior (2015-16):** Played in all 33 games, earning 31 starting nods ... Logged double-digit points 13 times, including three games in a row on two occasions, and had one double-double ... Led Miami in rebounding (5.5) and ranked second in field goal percentage (53.5), offensive rebounding (2.0) and defensive rebounding (3.6) ... Third on the team in scoring (9.1), field goals made (131) and free throw percentage (min. 1 FTA per game, 67.3) ... Was fourth among Hurricanes in minutes (24.0), steals (42) and blocks (10), as well as fifth in assists (1.5), free throws made (35) and free throws attempted (52) ... Registered the eighth-best field goal percentage in a single season in Miami history ... Ranked eighth in the ACC in field goal percentage and had the second-best clip (56.3) in conference-only games ... One of two players in the ACC to make nine field goals in a game without a miss ... Had the best field goal percentage at the 2016 ACC Tournament (76.2, 16-of-21) ... Opened the season with 14 points and a team-high nine rebounds against Wright State (11/3) ... Tallied a double-double with 12 points and a game-high 11 points versus Bethune-Cookman (11/15) ... Had eight points, eight rebounds and a season-high three blocks at Loyola Chicago (11/21) ... Posted 10 points and nine rebounds at Charlotte (11/23) ... Tallied eight points, a team-high nine rebounds and a game-high three steals versus Coppin State (12/4) ... Recorded a career-high and co-game-high five assists in the win over UMass Lowell (12/6) ... Scored 10 points and grabbed nine rebounds against Indiana (12/20) ... Shot 7-of-7 and totaled 15 points versus Pittsburgh (1/7) ... Scored a season-high 22 points against Wake Forest, shooting 8-of-10 from the field and 6-of-7 at the stripe, in the win over Wake Forest (1/14), while blocking a co-game-high two shots and tallying season-high-tying three steals ... Had 18 points and a co-season-high three steals against No. 14/13 Florida State, shooting 7-of-11 from the floor and 4-of-5 from the line ... Totaled 11 points at Boston College (2/4) ... Scored 13 points in the win over Duke (2/7) ... Registered 16 points in her home state when Miami won at Georgia Tech (2/11) ... Fell just shy of a double-double with 10 points and a game-high nine boards in a season-best 34 minutes at No. 12/12 Florida State (2/28) ... Recorded 18 points and a team-high seven rebounds in the ACC Tournament victory over Pittsburgh (3/3), shooting 9-of-9 from the floor, her second perfect mark of the season against the Panthers ... Notched 13 points in Miami's ACC Tournament quarterfinal win versus No. 14/10 Florida State (3/4).

**As a Junior (2014-15):** Redshirted due to right ankle injury.

**As a Sophomore (2013-14):** Started 28 of 31 games ... Averaged 10.5 points, 6.5 rebounds, 1.1 assists in 23.7 minutes per game ... Totaled 327 points, 203 rebounds, 34 assists and 734 minutes ... Hit 50.6 percent (127-251) shots from field, 27.3 (38-115) shots from three and 67.3 (70-104) of shots at free throw line ... Started 11 of 16 ACC games ... In ACC play averaged 9.7 points and 6.1 rebounds in 22.1 minutes ... Totaled 155 points, 12 assists and 97 rebounds ... Connected on 51.7 percent (60-116) from field, 33.3 percent (33-46) from three and 71.7 percent (33-46) at free throw line ... Scored in double-figures in 19 games ... Led Canes in scoring in seven games ... Averaged team-high 14 ppg over last three games while shooting team-best 58 percent ... Finished season with team-high three double-doubles (12/28/13 vs Morgan State, 1/16/14 at Boston College, 3/20/14 vs. Stetson) ... Season highs: 22 points at Virginia, 02/27/14; 13 rebounds at Boston College, 01/16/14; 4 assists vs. Morgan State, 12/28/13; 32 minutes vs. Wake Forest, 02/23/14.

**As a Freshman (2012-13):** *ACC Rookie of the Week (1/11/13) ... Miami Holiday Tournament All-Tournament Team* Scored four points and grabbed two rebounds in collegiate debut vs. North Florida (11/9) ... Recorded first double-double of collegiate career with 10 points and 11 rebounds at Richmond (11/12) ... Second double-double came vs. Florida Atlantic, scored new career-high 14 points and grabbed 14 boards (11/23) ... Pulled down six rebounds in win over No. 6 Penn State (11/29) ... Scored 12 points to go with four rebounds and a season-best four block vs. Davidson (12/8) ... Poured in 10 points in ACC opener against NC State (12/20) ... Third double-double came with 11 points and 15 rebounds vs. Central Connecticut State (12/28) ... Scored seven points at Florida State (1/13) ... Led Miami with 11 rebounds vs. Virginia Tech (2/3), also scored eight points ... Netted fourth double-double of season with 12 points and 10 rebounds at Clemson (2/7) ... Pulled down nine rebounds and scored seven points vs. Boston College (2/17) ... Recorded her fifth double-double of the season with 14 points and 11 rebounds at Georgia Tech (2/24).

**High School:** Graduated from St. Francis High School ... Ranked as high as No. 31 overall prospect by Blue Star Basketball ... ESPN HoopGurlz ranked her as the No. 11 forward in nation ... Named to 2012 GSWA Class A All-State First Team and 2012 Atlanta Journal-Constitution Class A All-State First Team averaging 16.0 points and 6.0 rebounds per game as a senior ... Averaged 18.0 points, 12.0 rebounds, 6.0 assists and 5.0 blocks a game as junior ... Posted 19.0 points and 13.0 rebounds per game as sophomore.

| 2016-17          | P  | R  | A |
|------------------|----|----|---|
| at Kentucky      | 8  | 10 | 4 |
| vs. Albany       | 6  | 7  | 1 |
| Charlotte        | 2  | 6  | 1 |
| at St. John's    | 13 | 11 | 4 |
| Grambling State  | 8  | 7  | 0 |
| Texas Tech       | 12 | 10 | 3 |
| at Ohio State    | 23 | 6  | 1 |
| Old Dominion     | 18 | 7  | 2 |
| Loyola Chicago   | 5  | 6  | 1 |
| at FIU           | 3  | 3  | 0 |
| Coppin State     | 4  | 3  | 0 |
| Maine            | -  | -  | - |
| Florida State    | -  | -  | - |
| at Pittsburgh    | -  | -  | - |
| at NC State      | -  | -  | - |
| Notre Dame       | -  | -  | - |
| Virginia Tech    | -  | -  | - |
| at Louisville    | -  | -  | - |
| at Syracuse      | -  | -  | - |
| North Carolina   | -  | -  | - |
| Boston College   | -  | -  | - |
| at Wake Forest   | -  | -  | - |
| at Florida State | -  | -  | - |
| Virginia         | -  | -  | - |
| Clemson          | -  | -  | - |
| at Duke          | -  | -  | - |
| at Virginia Tech | -  | -  | - |
| Georgia Tech     | -  | -  | - |

| 2015-16                | P  | R  | A |
|------------------------|----|----|---|
| Wright State           | 14 | 9  | 2 |
| Bethune-Cookman        | 12 | 11 | 2 |
| at Old Dominion        | 6  | 4  | 0 |
| at Loyola Chicago      | 8  | 8  | 3 |
| at Charlotte           | 10 | 9  | 0 |
| Milwaukee              | 8  | 7  | 0 |
| La Salle               | 6  | 4  | 1 |
| Illinois               | 6  | 5  | 3 |
| Coppin State           | 8  | 9  | 1 |
| UMass Lowell           | 8  | 1  | 5 |
| vs. Baylor             | 7  | 5  | 2 |
| vs. Indiana            | 10 | 9  | 2 |
| FIU                    | 4  | 4  | 4 |
| NC State               | 8  | 7  | 1 |
| at Virginia            | 9  | 5  | 2 |
| Pittsburgh             | 15 | 5  | 0 |
| at Clemson             | 8  | 3  | 2 |
| Wake Forest            | 22 | 6  | 1 |
| at North Carolina      | 7  | 7  | 1 |
| Florida State          | 18 | 7  | 2 |
| at Virginia Tech       | 7  | 7  | 1 |
| Syracuse               | 4  | 2  | 2 |
| at Boston College      | 11 | 2  | 1 |
| Duke                   | 13 | 7  | 2 |
| at Georgia Tech        | 16 | 5  | 1 |
| at Notre Dame          | 2  | 2  | 1 |
| Virginia Tech          | 6  | 2  | 2 |
| Louisville             | 0  | 2  | 0 |
| at Florida State       | 10 | 9  | 3 |
| vs. Pittsburgh         | 18 | 7  | 2 |
| vs. Florida State      | 13 | 5  | 2 |
| vs. Notre Dame         | 5  | 5  | 0 |
| vs. South Dakota State | 2  | 3  | 0 |

| 2013-14              | P  | R  | A |
|----------------------|----|----|---|
| North Florida        | 13 | 9  | 2 |
| Richmond             | 2  | 6  | 0 |
| Middle Tennessee     | 12 | 1  | 0 |
| at Oakland           | 15 | 5  | 2 |
| Yale                 | 17 | 7  | 0 |
| St. Francis Brooklyn | 15 | 5  | 0 |
| Missouri             | 0  | 8  | 2 |
| at Minnesota         | 20 | 6  | 2 |
| Coppin State         | 8  | 12 | 0 |
| at Arizona State     | 15 | 6  | 2 |
| Morgan State         | 17 | 10 | 4 |
| New Mexico           | 12 | 8  | 2 |
| Penn                 | 3  | 1  | 1 |
| at Wake Forest       | 8  | 4  | 0 |
| Florida State        | 2  | 3  | 1 |
| at Virginia Tech     | 6  | 12 | 0 |
| at Boston College    | 11 | 13 | 1 |
| NC State             | 4  | 3  | 1 |
| at Notre Dame        | 0  | 7  | 0 |
| at Clemson           | 11 | 7  | 0 |
| Duke                 | 2  | 2  | 0 |
| at North Carolina    | 14 | 3  | 0 |
| Georgia Tech         | 14 | 7  | 2 |
| Maryland             | 2  | 1  | 0 |
| at Florida State     | 22 | 8  | 3 |
| Syracuse             | 6  | 7  | 1 |
| Wake Forest          | 12 | 4  | 0 |
| at Virginia          | 29 | 2  | 2 |
| Pittsburgh           | 19 | 7  | 1 |
| vs. Florida State    | 10 | 7  | 4 |
| Stetson              | 13 | 15 | 1 |

| 2012-13             | P  | R  | A |
|---------------------|----|----|---|
| North Florida       | 4  | 2  | 0 |
| at Richmond         | 10 | 11 | 2 |
| Tennessee           | 7  | 6  | 1 |
| Florida Atlantic    | 14 | 11 | 0 |
| Radford             | 0  | 5  | 0 |
| Penn State          | 4  | 6  | 0 |
| Alcorn State        | 3  | 0  | 0 |
| Davidson            | 12 | 4  | 0 |
| at Rutgers          | 0  | 3  | 1 |
| NC State            | 10 | 4  | 0 |
| Central Conn. State | 11 | 15 | 0 |
| Wisconsin           | 6  | 9  | 0 |
| Clemson             | 5  | 1  | 0 |
| Virginia            | 4  | 1  | 0 |
| at Maryland         | 2  | 3  | 0 |
| at Florida State    | 7  | 3  | 2 |
| Georgia Tech        | 2  | 1  | 0 |
| at Virginia         | 8  | 5  | 0 |
| at Wake Forest      | 3  | 2  | 0 |
| North Carolina      | 0  | 1  | 0 |
| at Duke             | 2  | 8  | 0 |
| Virginia Tech       | 8  | 11 | 0 |
| at Clemson          | 12 | 10 | 0 |
| Florida State       | 8  | 10 | 1 |
| Boston College      | 7  | 9  | 1 |
| at NC State         | 4  | 6  | 1 |
| at Georgia Tech     | 14 | 11 | 1 |
| Duke                | 2  | 2  | 1 |
| at Virginia Tech    | 2  | 3  | 0 |
| vs. Virginia Tech   | 2  | 1  | 0 |
| vs. Florida State   | 1  | 1  | 1 |
| at Iowa             | 0  | 1  | 0 |

### Hayes Season / Career Highs

**Points**  
Season: 23, at Ohio State, 12/1/16  
Career: 23, at Ohio State, 12/1/16  
ACC: 22\*, vs. Wake Forest, 1/14/16

**Rebounds**  
Season: 11, at St. John's, 11/20/16  
Career: 15#, vs. Stetson, 3/20/14  
ACC: 13, at Boston College, 1/16/14

**Assists**  
Season: 4\*, at St. John's, 11/20/16  
Career: 5, vs. UMass Lowell, 12/6/15  
ACC: 3\*, at Florida State, 2/28/16

**Steals**  
Season: 2, vs. Texas Tech, 11/27/16  
Career: 3\*, vs. Florida State, 1/24/16  
ACC: 3\*, vs. Florida State, 1/24/16

**Blocked Shots**  
Season: 2\*, vs. Texas Tech, 11/27/16  
Career: 4, vs. Davidson, 12/8/12  
ACC: 2\*, vs. Wake Forest, 1/14/16

**Field Goals Made**  
Season: 9, at Ohio State, 12/1/16  
Career: 10, at Virginia, 2/27/14  
ACC: 10, at Florida State, 2/27/14

**Field Goal Attempts**  
Season: 14, at Ohio State, 12/1/16  
Career: 16\*, at Florida State, 2/16/14  
ACC: 16, at Florida State, 2/16/14

**Free Throws Made**  
Season: 6, vs. Old Dominion, 12/4/16  
Career: 10, vs. Georgia Tech, 2/9/14  
ACC: 10, vs. Georgia Tech, 2/9/14

**Free Throw Attempts**  
Season: 7\*, vs. Old Dominion, 12/4/16  
Career: 10, vs. Georgia Tech, 2/9/14  
ACC: 10, vs. Georgia Tech, 2/9/14

**3-Point Field Goals Made**  
Season: 2, at St. John's, 11/20/16  
Career: 2, at St. John's, 11/20/16  
ACC: 1\*, at Georgia Tech, 2/11/16

**3-Point Field Goal Attempts**  
Season: 3, at St. John's, 11/20/16  
Career: 3, at St. John's, 11/20/16  
ACC: 2\*, at North Carolina, 1/17/16

**Minutes**  
Season: 35, at Ohio State, 12/1/16  
Career: 361, vs. Florida State, 3/6/14  
ACC: 35, at Florida State, 2/28/16

\* Recorded more than once with most recent listed  
! ACC Tournament game  
# WNIT game

| Year    | CAREER STATISTICS |    |      | Total |     |     | 3-Point |    |     | Free Throws |     |     | Rebounds |     |     |     |     | Scoring |    |     |     |     |     |     |      |  |  |
|---------|-------------------|----|------|-------|-----|-----|---------|----|-----|-------------|-----|-----|----------|-----|-----|-----|-----|---------|----|-----|-----|-----|-----|-----|------|--|--|
|         | GP                | GS | Min  | Avg   | FG  | FGA | Pct     | FG | FGA | Pct         | FT  | FTA | Pct      | Off | Def | Tot | Avg | PF      | FO | Ast | TO  | Blk | Stl | Pts | Avg  |  |  |
| 2012-13 | 32                | 0  | 458  | 14.3  | 67  | 154 | .435    | 0  | 1   | .000        | 40  | 59  | .678     | 65  | 101 | 166 | 5.2 | 45      | 0  | 12  | 41  | 18  | 25  | 174 | 5.4  |  |  |
| 2013-14 | 31                | 23 | 734  | 23.7  | 127 | 251 | .506    | 3  | 11  | .273        | 70  | 104 | .673     | 72  | 131 | 203 | 6.5 | 86      | 3  | 34  | 68  | 18  | 39  | 327 | 10.5 |  |  |
| 2014-15 | DNP               |    |      |       |     |     |         |    |     |             |     |     |          |     |     |     |     |         |    |     |     |     |     |     |      |  |  |
| 2015-16 | 33                | 31 | 792  | 24.0  | 130 | 243 | .535    | 6  | 18  | .333        | 35  | 52  | .673     | 65  | 118 | 183 | 5.5 | 67      | 0  | 51  | 57  | 10  | 42  | 301 | 9.1  |  |  |
| 2016-17 | 11                | 11 | 261  | 23.7  | 40  | 76  | .526    | 4  | 7   | .571        | 18  | 26  | .692     | 17  | 59  | 76  | 6.9 | 21      | 0  | 17  | 21  | 9   | 9   | 102 | 9.3  |  |  |
| TOTAL   | 107               | 65 | 2245 | 21.0  | 364 | 724 | .503    | 13 | 37  | .351        | 163 | 241 | .676     | 219 | 409 | 628 | 5.9 | 219     | 3  | 114 | 187 | 55  | 115 | 904 | 8.4  |  |  |



# EMESE HOF

SOPHOMORE | FORWARD/CENTER | 6-3

# #21

Utrecht, Netherlands | Caland Lyceum

- Did not play in Miami's game at St. John's due her to participation in the 2017 FIBA EuroBasket Qualifiers with the Dutch National Team and then missed the following game against Grambling State due to injury
- Tied for the third-best field goal percentage at the 2016 ACC Tournament (71.4 percent, 15-of-21)
- Logged 15 rebounds in the fifth game of her career, the most by a Miami freshman in a game away from home during the Meier era
- Played with fellow Hurricane freshman Laura Cornelius in the Netherlands, but the two made independent decisions to attend Miami
- Has tremendous touch for a post player, shares the ball as well as anyone on the team and plays with great flow to her game

### As a Freshman (2015-16): All-ACC Academic Team

Played in 33 games, starting 12 of them ... Scored in double figures 12 times and tallied a pair of double-doubles ... Led the Hurricanes in field goal percentage (54.2), offensive rebounding (2.2) blocked shots (42) ... Ranked second on the team in rebounding (5.5), free throws made (50) and free throws attempted (81) ... Fourth on Miami in scoring (8.6) and field goals made (117) ... Scored the most points (26) and tied for the most rebounds (15) by a Hurricane all season ... Recorded the fourth-best single-season field goal percentage in program history, as well as the No. 10 single-season blocks total ... Tied the program record with four blocked shots in an NCAA Tournament game ... Became the first Hurricane in the Katie Meier era to log 15 rebounds in a game away from home ... Ranked fifth in the ACC in field goal percentage ... Also finished No. 11 in the ACC in blocked shots (1.3) and tied for No. 12 in conference-only games (1.1) ... Ranked second among ACC freshmen in both field goal percentage and blocked shots ... Also finished sixth among ACC freshmen in rebounding and No. 12 (min. 10 games played) in scoring ... Tied for the third-best field goal percentage at the 2016 ACC Tournament (71.4, 15-of-21) ... Made her Miami debut with six points and eight rebounds versus Wright State (11/13) ... Recorded eight points, the first three steals of her career and her first multi-block game at Old Dominion (11/17) ... Tallied her first double-digit scoring game with 14 points at Loyola Chicago (11/21), shooting 6-of-6 from the floor and 2-of-2 at the line, to go along with seven rebounds ... Registered her first double-double with 11 points and a season- and game-high 15 rebounds at Charlotte (11/23) ... Against La Salle (11/29), scored 12 points, shot 4-of-4 at the stripe and set season highs in assists (four) and steals (four) ... Logged 13 points on 6-of-10 shooting in the win over Illinois (12/2) ... Posted 11 points versus UMass Lowell (12/6) ... In the first start of her career, against Indiana (12/20), poured in a team-high 26 points and a game-high 14 rebounds for her second-career double-double, while shooting 10-of-13 from the floor and 6-of-7 from the line ... Recorded eight points, eight rebounds and a game-high four steals against Pittsburgh (1/7) ... Shot 5-of-5 in the victory at North Carolina (1/17) to finish with 10 points ... Tallied 12 points at third-ranked Notre Dame (2/14) ... Scored 15 points, pulled down a co-team-high seven boards and set season bests in free throws made (nine) and attempted (11) ... Registered 11 points in the ACC Tournament against Pittsburgh (3/3) ... Scored 15 points on 7-of-10 shooting in a season-best 32 minutes played in the ACC Tournament quarterfinal win versus No. 14/10 Florida State (3/4) ... Scored 17 points and tied her season high with four blocks in the NCAA Tournament against South Dakota State (3/19).

| 2016-17          |   |   |   |  |
|------------------|---|---|---|--|
| Opposition       | P | R | A |  |
| at Kentucky      | 2 | 0 | 0 |  |
| vs. Albany       | 4 | 5 | 1 |  |
| Charlotte        | 8 | 5 | 1 |  |
| at St. John's    | - | - | - |  |
| Grambling State  | - | - | - |  |
| Texas Tech       | 2 | 2 | 0 |  |
| at Ohio State    | 5 | 3 | 0 |  |
| Old Dominion     | 3 | 6 | 1 |  |
| Loyola Chicago   | 2 | 3 | 1 |  |
| at FIU           | 1 | 3 | 0 |  |
| Coppin State     | 8 | 6 | 1 |  |
| Maine            | - | - | - |  |
| Florida State    | - | - | - |  |
| at Pittsburgh    | - | - | - |  |
| at NC State      | - | - | - |  |
| Notre Dame       | - | - | - |  |
| Virginia Tech    | - | - | - |  |
| at Louisville    | - | - | - |  |
| at Syracuse      | - | - | - |  |
| North Carolina   | - | - | - |  |
| Boston College   | - | - | - |  |
| at Wake Forest   | - | - | - |  |
| at Florida State | - | - | - |  |
| Virginia         | - | - | - |  |
| Clemson          | - | - | - |  |
| at Duke          | - | - | - |  |
| at Virginia Tech | - | - | - |  |
| Georgia Tech     | - | - | - |  |

| 2015-16                |    |    |   |  |
|------------------------|----|----|---|--|
| Opposition             | P  | R  | A |  |
| Wright State           | 6  | 8  | 1 |  |
| Bethune-Cookman        | 0  | 1  | 0 |  |
| at Old Dominion        | 8  | 8  | 1 |  |
| at Loyola Chicago      | 14 | 7  | 2 |  |
| at Charlotte           | 11 | 15 | 2 |  |
| Milwaukee              | 6  | 7  | 0 |  |
| La Salle               | 12 | 6  | 4 |  |
| Illinois               | 13 | 6  | 0 |  |
| Coppin State           | 9  | 5  | 1 |  |
| UMass Lowell           | 11 | 3  | 1 |  |
| vs. Baylor             | 9  | 4  | 0 |  |
| vs. Indiana            | 26 | 14 | 1 |  |
| FIU                    | 4  | 2  | 0 |  |
| NC State               | 8  | 6  | 1 |  |
| at Virginia            | 8  | 3  | 1 |  |
| Pittsburgh             | 8  | 8  | 0 |  |
| at Clemson             | 7  | 5  | 1 |  |
| Wake Forest            | 4  | 5  | 0 |  |
| at North Carolina      | 10 | 4  | 2 |  |
| Florida State          | 6  | 4  | 0 |  |
| at Virginia Tech       | 0  | 2  | 1 |  |
| Syracuse               | 6  | 7  | 0 |  |
| at Boston College      | 6  | 2  | 0 |  |
| Duke                   | 3  | 6  | 2 |  |
| at Georgia Tech        | 2  | 3  | 1 |  |
| at Notre Dame          | 12 | 5  | 0 |  |
| Virginia Tech          | 15 | 7  | 0 |  |
| Louisville             | 4  | 3  | 0 |  |
| at Florida State       | 5  | 3  | 0 |  |
| vs. Pittsburgh         | 11 | 5  | 1 |  |
| vs. Florida State      | 15 | 4  | 0 |  |
| vs. Notre Dame         | 8  | 3  | 0 |  |
| vs. South Dakota State | 17 | 9  | 1 |  |

### Hof Season / Career Highs


- Points**  
Season: 8\*, vs. Coppin State, 12/19/16  
Career: 26, vs. Indiana, 12/20/15  
ACC: 15, vs. Virginia Tech, 2/21/16
- Rebounds**  
Season: 6\*, vs. Coppin State, 12/19/16  
Career: 15, at Charlotte, 11/23/15  
ACC: 8, vs. Pittsburgh, 1/7/16
- Assists**  
Season: 1\*, vs. Coppin State, 12/19/16  
Career: 4, vs. La Salle, 11/29/15  
ACC: 2\*, vs. Duke, 2/7/16
- Steals**  
Season: 1\*, vs. Loyola Chicago, 12/6/16  
Career: 4, vs. La Salle, 11/29/15  
ACC: 2, at Boston College, 2/4/16
- Blocked Shots**  
Season: 3, vs. Loyola Chicago, 12/6/16  
Career: 4\*, vs. South Dakota State, 3/19/16  
ACC: 4, vs. Virginia Tech, 1/7/16
- Field Goals Made**  
Season: 4, vs. Coppin State, 12/19/16  
Career: 10, vs. Indiana, 12/20/15  
ACC: 5\*, at Notre Dame, 2/14/16
- Field Goal Attempts**  
Season: 6, vs. Coppin State, 12/19/16  
Career: 14+, vs. South Dakota State, 3/19/16  
ACC: 10, vs. Pittsburgh, 1/7/16
- Free Throws Made**  
Season: 2, vs. Charlotte, 11/16/16  
Career: 9, vs. Virginia Tech, 2/21/16  
ACC: 9, vs. Virginia Tech, 2/21/16
- Free Throw Attempts**  
Season: 2, vs. Coppin State, 12/19/16  
Career: 11, vs. Virginia Tech, 2/21/16  
ACC: 11, vs. Virginia Tech, 2/21/16
- 3-Point Field Goals Made**  
Season: N/A  
Career: N/A  
ACC: N/A
- 3-Point Field Goal Attempts**  
Season: N/A  
Career: 1+, vs. South Dakota State, 3/19/16  
ACC: N/A
- Minutes**  
Season: 15, vs. Coppin State, 12/19/16  
Career: 32!, vs. Florida State, 3/4/16  
ACC: 32!, vs. Florida State, 3/4/16

\* Recorded more than once with most recent listed  
! ACC Tournament game  
+ NCAA Tournament game

**High School/Prior to Miami:** Graduated from Caland Lyceum ... Played for CTO Amsterdam in the Women's First Division in the Netherlands ... Listed by ProspectsNation.com as a four-star recruit and the No. 14 international prospect in her class, including fifth among post players ... Named to the Women's First Division All-Star Team in 2015 and helped lead the team to the playoff semifinals ... Set the CTO Amsterdam career records for rebound and blocks, while ranking second in points and steals, as well as fourth in assists ... At the FIBA U19 World Championship in July 2015, ranked in the top five of the tournament in six different categories, finishing second in average efficiency rating (24.4) and free throw percentage (83.3), third in field goal percentage (51.8), fourth in both scoring (16.9) and rebounding (10.0) and fifth in blocks (2.1) ... Selected to the All-Star Five at the FIBA U20 European Championship Division A in July 2015 after helping the Netherlands win the bronze medal, the nation's first top-flight medal at the European Championship, regardless of age or gender ... Led all players in the tournament in field goal percentage (55.0), tied for third in double-doubles (three), ranked fourth in scoring (14.8) and finished fifth in both rebounding (7.9) and blocks (1.4) ... Finished fifth in blocks (1.1) and sixth in rebounding (7.9) at the FIBA U18 European Championship Division A in July 2014 ... Ranked fourth in field goal percentage (43.2), sixth in blocks (1.2) and seventh in offensive rebounds (3.0) at the FIBA U18 European Championship Division A in July 2013 ... Averaged a double-double with 13.7 points and 11.7 rebounds in the FIBA U16 European Championship in July 2012 ... Also participated in four other FIBA competitions from 2011-15, for a total of nine.

**Personal:** Full name is Emese Eva Hof ... Name is pronounced Uh-MASE-Uh HOFF ... Nickname is Mese ... Born May 29, 1996 ... Parents are Ed Hof and Lia Mourits ... Father is an ICT system analyst and mother runs a physiotherapy practice ... Has an older sister, Roos, and a younger brother, Rik ... Parents both played basketball and sister plays professionally in the Netherlands ... Major is undecided ... Favorite athlete is Elena Delle Donne of the Chicago Sky ... Best sports memory is winning the bronze medal at the 2015 U20 FIBA European Championship Division A ... Chose Miami because she felt it would help her grow on and off the court, as well as its academic quality and scenic campus ... Committed to Miami over Syracuse and Vanderbilt.

| Year    | CAREER STATISTICS |    |     |      | Total |     |      | 3-Point |     |      | Free Throws |     |      | Rebounds |     |     | Scoring |     |     |    |    |    |    |     |     |
|---------|-------------------|----|-----|------|-------|-----|------|---------|-----|------|-------------|-----|------|----------|-----|-----|---------|-----|-----|----|----|----|----|-----|-----|
|         | GP                | GS | Min | Avg  | FG    | FGA | Pct  | FG      | FGA | Pct  | FT          | FTA | Pct  | Off      | Def | Tot | Avg     | Pts | Avg |    |    |    |    |     |     |
| 2015-16 | 33                | 12 | 631 | 19.1 | 117   | 216 | .542 | 0       | 1   | .000 | 50          | 81  | .617 | 73       | 107 | 180 | 5.5     | 88  | 1   | 24 | 57 | 42 | 25 | 284 | 8.6 |
| 2016-17 | 9                 | 0  | 90  | 10.0 | 15    | 37  | .405 | 0       | 0   | .000 | 5           | 11  | .455 | 12       | 21  | 33  | 3.7     | 16  | 0   | 5  | 10 | 7  | 3  | 35  | 3.9 |
| TOTAL   | 42                | 12 | 721 | 17.2 | 132   | 253 | .522 | 0       | 1   | .000 | 55          | 92  | .598 | 85       | 128 | 213 | 5.1     | 104 | 1   | 29 | 67 | 49 | 28 | 319 | 7.6 |



# SARAH MORTENSEN

FRESHMAN | GUARD/FORWARD | 6-1

# #12

Copenhagen, Denmark | Long Island Lutheran (N.Y.)

- The Denmark native and Belgian freshman Serena-Lynn Geldof represent the eighth and ninth different nations Katie Meier has had a player from at Miami (Belgium, Canada, Denmark, England, Jamaica, Lithuania, the Netherlands, Sweden and the USA)
- Swing player with deep 3-point range and a great nose for the ball
- Highly coachable, has great fundamentals and does things the right way on the court

**High School/Prior to Miami:** Attended Long Island Lutheran (N.Y.) High School as a senior ... Went to Falkonergården in Denmark prior to coming to the United States ... Ranked by ProspectsNation.com as a four-star recruit and the No. 15 international player in her class, including third among wings ... Led Long Island Lutheran to the AA state title game as a senior in 2015-16, as the team finished 19-5 and ranked third in the MSG Varsity tri-state (CT/NJ/NY) rankings ... Named by MSG Varsity as the Long Island Player of the Year and an All-Metro First Team pick as a senior ... Also selected as the team MVP after averaging 22.5 points, 9.5 rebounds and 3.0 assists, while shooting 57.0 percent from the field ... Averaged 14.0 points, 8.4 rebounds and 2.6 assists at the U18 European Championship Division B in July 2015 ... Recorded two double-doubles in the tournament, including posting 26 points and 13 rebounds against the host nation of Romania ... Led all players in the tournament in free throw percentage (85.7), while ranking fourth in free throws made per game (3.6), eighth in scoring and ninth in rebounding ... Tallied 14.3 points and 8.9 rebounds per game at the U16 European Championship Division B in July 2013 ... Averaged 13.7 points and 11.1 rebounds at the U16 European Championship Division B in July 2012 ... Led Denmark to the U-18 Nordic Championship title in May 2015 and was selected as the tournament MVP ... Played club basketball with BMS at both the senior and U-19 level in 2014-15 ... Named tournament MVP after the U-19 team won the Nordic Championship ... In the senior age group, averaged 18.1 points, 9.3 rebounds, 2.3 assists and shot 45.8 percent from the field, en route to earning the Talent of the Year award, given to the top young player ... Played in the Eastern European Basketball League with BMS at the U-18 level in 2013-14 and the U-17 level in 2012-13 ... Selected as an all-star both years after leading the league in scoring ... Named to the honor roll her senior year ... Three-time NBA champion Bill Wennington also attended Long Island Lutheran.

**Personal:** Full name is Sarah Sofie Mortensen ... Nickname is Sosa ... Born May 5, 1997 ... Parents are René and Pia Mortensen ... Father is an appraiser and mother is a secretary ... Both parents played basketball growing up ... Has an older brother, Daniel, and a younger sister, Josefine ... Brother plays basketball at Barry ... Intends to major within the arts and sciences department ... Enjoys cooking and baking ... Favorite athlete is Maya Moore because of how she plays the game and how humble and likeable she is ... Best sports memories are winning Nordic Championships with both her club team and national team ... Chose Miami because of the coaching staff, family atmosphere and the hard competition in the ACC ... Committed to Miami over Boston College, George Washington and Virginia Tech.

| Opposition       | 2016-17 |   |   |
|------------------|---------|---|---|
|                  | P       | R | A |
| at Kentucky      | 0       | 0 | 1 |
| vs. Albany       | 0       | 4 | 0 |
| Charlotte        | 2       | 1 | 0 |
| at St. John's    | 1       | 1 | 0 |
| Grambling State  | 6       | 4 | 2 |
| Texas Tech       | 0       | 0 | 0 |
| at Ohio State    | -       | - | - |
| Old Dominion     | 0       | 0 | 0 |
| Loyola Chicago   | 6       | 6 | 3 |
| at FIU           | 12      | 3 | 0 |
| Coppin State     | 6       | 7 | 1 |
| Maine            | -       | - | - |
| Florida State    | -       | - | - |
| at Pittsburgh    | -       | - | - |
| at NC State      | -       | - | - |
| Notre Dame       | -       | - | - |
| Virginia Tech    | -       | - | - |
| at Louisville    | -       | - | - |
| at Syracuse      | -       | - | - |
| North Carolina   | -       | - | - |
| Boston College   | -       | - | - |
| at Wake Forest   | -       | - | - |
| at Florida State | -       | - | - |
| Virginia         | -       | - | - |
| Clemson          | -       | - | - |
| at Duke          | -       | - | - |
| at Virginia Tech | -       | - | - |
| Georgia Tech     | -       | - | - |

### Mortensen Season / Career Highs

- Points**  
Season: 12, at FIU, 12/16/16  
Career: 12, at FIU, 12/16/16  
ACC: N/A
- Rebounds**  
Season: 7, vs. Coppin State, 12/19/16  
Career: 7, vs. Coppin State, 12/19/16  
ACC: N/A
- Assists**  
Season: 3, vs. Loyola Chicago, 12/6/16  
Career: 3, vs. Loyola Chicago, 12/6/16  
ACC: N/A
- Steals**  
Season: 1\*, at FIU, 12/16/16  
Career: 1\*, at FIU, 12/16/16  
ACC: N/A
- Blocked Shots**  
Season: N/A  
Career: N/A  
ACC: N/A
- Field Goals Made**  
Season: 4, at FIU, 12/16/16  
Career: 4, at FIU, 12/16/16  
ACC: N/A
- Field Goal Attempts**  
Season: 7, vs. Grambling State, 11/25/16  
Career: 7, vs. Grambling State, 11/25/16  
ACC: N/A
- Free Throws Made**  
Season: 1\*, at FIU, 12/16/16  
Career: 1\*, at FIU, 12/16/16  
ACC: N/A
- Free Throw Attempts**  
Season: 2\*, at FIU, 12/16/16  
Career: 2\*, at FIU, 12/16/16  
ACC: N/A
- 3-Point Field Goals Made**  
Season: 3, at FIU, 12/16/16  
Career: 3, at FIU, 12/16/16  
ACC: N/A
- 3-Point Field Goal Attempts**  
Season: 4, vs. Loyola Chicago, 12/6/16  
Career: 4, vs. Loyola Chicago, 12/6/16  
ACC: N/A
- Minutes**  
Season: 20, vs. Grambling State, 11/25/16  
Career: 20, vs. Grambling State, 11/25/16  
ACC: N/A

\* Recorded more than once with most recent listed

| Year    | CAREER STATISTICS |    |     |     | Total |     |      | 3-Point |     |      | Free Throws |     |      | Rebounds |     |     |     | Scoring |    |     |    |     |     |     |     |
|---------|-------------------|----|-----|-----|-------|-----|------|---------|-----|------|-------------|-----|------|----------|-----|-----|-----|---------|----|-----|----|-----|-----|-----|-----|
|         | GP                | GS | Min | Avg | FG    | FGA | Pct  | FG      | FGA | Pct  | FT          | FTA | Pct  | Off      | Def | Tot | Avg | PF      | FO | Ast | TO | Blk | Stl | Pts | Avg |
| 2016-17 | 10                | 0  | 87  | 8.7 | 12    | 31  | .387 | 7       | 16  | .438 | 2           | 4   | .500 | 12       | 14  | 26  | 2.6 | 12      | 0  | 7   | 6  | 0   | 2   | 33  | 3.3 |
| TOTAL   | 10                | 0  | 87  | 8.7 | 12    | 31  | .387 | 7       | 16  | .438 | 2           | 4   | .500 | 12       | 14  | 26  | 2.6 | 12      | 0  | 7   | 6  | 0   | 2   | 33  | 3.3 |



# ADRIENNE MOTLEY

SENIOR | GUARD | 5-9

# #23

Newport News, Va. | Woodside

- Second-year team co-captain  
 - Moved into the top 10 on Miami's all-time scoring list against Grambling State (11/25/16) and became the ninth Hurricane to eclipse 1,500 points versus Loyola Chicago (12/6/16)  
 - In the seventh game of 2015-16, became the 24th Hurricane to reach 1,000 points and the 13th to do so in fewer than four years  
 - One of three Hurricanes born in the Netherlands, as her parents were both stationed there with the U.S. Military (father with Air the Force, mother with the Army)  
 - Katie Meier's first recruit at Miami from Virginia  
 - Consistently hits the difficult midrange jump shot and has improved her 3-point shooting, passing and defensive effort  
 - Steadying force on the team who shines in big-time moments

| Opposition       | 2016-17 | P | R | A |
|------------------|---------|---|---|---|
| at Kentucky      | 16      | 5 | 3 |   |
| vs. Albany       | 9       | 4 | 7 |   |
| Charlotte        | 12      | 2 | 2 |   |
| at St. John's    | 5       | 3 | 0 |   |
| Grambling State  | 12      | 3 | 5 |   |
| Texas Tech       | 14      | 4 | 3 |   |
| at Ohio State    | 8       | 1 | 8 |   |
| Old Dominion     | 2       | 2 | 2 |   |
| Loyola Chicago   | 12      | 2 | 3 |   |
| at FIU           | 22      | 5 | 2 |   |
| Coppin State     | 15      | 3 | 2 |   |
| Maine            | -       | - | - |   |
| Florida State    | -       | - | - |   |
| at Pittsburgh    | -       | - | - |   |
| at NC State      | -       | - | - |   |
| Notre Dame       | -       | - | - |   |
| Virginia Tech    | -       | - | - |   |
| at Louisville    | -       | - | - |   |
| at Syracuse      | -       | - | - |   |
| North Carolina   | -       | - | - |   |
| Boston College   | -       | - | - |   |
| at Wake Forest   | -       | - | - |   |
| at Florida State | -       | - | - |   |
| Virginia         | -       | - | - |   |
| Clemson          | -       | - | - |   |
| at Duke          | -       | - | - |   |
| at Virginia Tech | -       | - | - |   |
| Georgia Tech     | -       | - | - |   |

| Opposition             | 2015-16 | P | R | A |
|------------------------|---------|---|---|---|
| Wright State           | 13      | 3 | 3 |   |
| Bethune-Cookman        | 7       | 3 | 4 |   |
| at Old Dominion        | 22      | 4 | 2 |   |
| at Loyola Chicago      | 17      | 3 | 4 |   |
| at Charlotte           | 22      | 5 | 4 |   |
| Milwaukee              | 17      | 5 | 3 |   |
| La Salle               | 14      | 7 | 5 |   |
| Illinois               | 24      | 6 | 4 |   |
| Coppin State           | 7       | 2 | 3 |   |
| UMass Lowell           | 18      | 5 | 2 |   |
| vs. Baylor             | 24      | 1 | 2 |   |
| vs. Indiana            | 18      | 5 | 4 |   |
| FIU                    | 19      | 3 | 1 |   |
| NC State               | 5       | 4 | 2 |   |
| at Virginia            | 5       | 3 | 1 |   |
| Pittsburgh             | 20      | 2 | 1 |   |
| at Clemson             | 18      | 4 | 4 |   |
| Wake Forest            | 18      | 5 | 2 |   |
| at North Carolina      | 20      | 2 | 3 |   |
| Florida State          | 20      | 3 | 1 |   |
| at Virginia Tech       | 17      | 6 | 1 |   |
| Syracuse               | 16      | 4 | 4 |   |
| at Boston College      | 13      | 0 | 1 |   |
| Duke                   | 21      | 1 | 1 |   |
| at Georgia Tech        | 13      | 4 | 1 |   |
| at Notre Dame          | 8       | 0 | 3 |   |
| Virginia Tech          | 12      | 5 | 3 |   |
| Louisville             | 12      | 3 | 1 |   |
| at Florida State       | 18      | 7 | 2 |   |
| vs. Pittsburgh         | 19      | 2 | 3 |   |
| vs. Florida State      | 13      | 5 | 2 |   |
| vs. Notre Dame         | 10      | 2 | 3 |   |
| vs. South Dakota State | 19      | 5 | 4 |   |

| Opposition          | 2014-15 | P | R | A |
|---------------------|---------|---|---|---|
| Oakland             | 21      | 6 | 3 |   |
| at Middle Tennessee | 0       | 3 | 0 |   |
| North Florida       | 21      | 4 | 1 |   |
| Arizona State       | 21      | 3 | 0 |   |
| Illinois State      | 16      | 4 | 2 |   |
| Tulsa               | 17      | 5 | 0 |   |
| Wisconsin           | 21      | 7 | 6 |   |
| Jacksonville        | 17      | 1 | 3 |   |
| Coppin State        | 10      | 3 | 5 |   |
| vs. UCLA            | 23      | 3 | 3 |   |
| at Tulane           | 17      | 3 | 1 |   |
| Florida A&M         | 12      | 4 | 5 |   |
| LSU                 | 16      | 5 | 1 |   |
| Boston College      | 16      | 4 | 3 |   |
| Notre Dame          | 32      | 7 | 4 |   |
| at Virginia Tech    | 22      | 8 | 0 |   |
| Clemson             | 15      | 4 | 0 |   |
| at Duke             | 8       | 3 | 1 |   |
| Virginia            | 8       | 3 | 2 |   |
| at Louisville       | 18      | 4 | 2 |   |
| at Pittsburgh       | 17      | 7 | 2 |   |
| Virginia Tech       | 16      | 5 | 1 |   |
| at Florida State    | 14      | 3 | 4 |   |
| at Syracuse         | 14      | 3 | 3 |   |
| Georgia Tech        | 18      | 6 | 1 |   |
| at NC State         | 27      | 8 | 2 |   |
| North Carolina      | 13      | 2 | 1 |   |
| at Wake Forest      | 19      | 3 | 3 |   |
| Florida             | 20      | 5 | 2 |   |
| vs. Virginia        | 15      | 5 | 3 |   |
| vs. Notre Dame      | 5       | 2 | 2 |   |
| vs. Washington      | 30      | 4 | 1 |   |
| at Iowa             | 18      | 2 | 1 |   |

| Opposition           | 2013-14 | P | R | A |
|----------------------|---------|---|---|---|
| North Florida        | 9       | 8 | 2 |   |
| Richmond             | 0       | 3 | 3 |   |
| Middle Tennessee     | 2       | 3 | 4 |   |
| at Oakland           | 8       | 3 | 3 |   |
| Yale                 | 4       | 4 | 2 |   |
| St. Francis Brooklyn | 9       | 4 | 2 |   |
| Missouri             | 12      | 4 | 3 |   |
| at Minnesota         | 2       | 0 | 1 |   |
| Coppin State         | 8       | 1 | 5 |   |
| at Arizona State     | 6       | 1 | 2 |   |
| Morgan State         | 10      | 4 | 2 |   |
| New Mexico           | 18      | 3 | 2 |   |
| Penn                 | 17      | 6 | 2 |   |
| at Wake Forest       | 10      | 6 | 1 |   |
| Florida State        | 8       | 4 | 5 |   |
| at Virginia Tech     | 11      | 3 | 3 |   |
| at Boston College    | 11      | 5 | 0 |   |
| NC State             | 14      | 2 | 3 |   |
| at Notre Dame        | 10      | 5 | 1 |   |
| Clemson              | 14      | 3 | 1 |   |
| Duke                 | 15      | 7 | 6 |   |
| at North Carolina    | 27      | 8 | 2 |   |
| Georgia Tech         | 26      | 3 | 8 |   |
| Maryland             | 12      | 2 | 0 |   |
| at Florida State     | 10      | 3 | 0 |   |
| Syracuse             | 5       | 1 | 3 |   |
| Wake Forest          | 15      | 3 | 4 |   |
| at Virginia          | 21      | 7 | 4 |   |
| Pittsburgh           | 2       | 6 | 2 |   |
| vs. Florida State    | 11      | 5 | 3 |   |
| Stetson              | 16      | 5 | 3 |   |

### Motley Season / Career Highs Points

Season: 22, at FIU, 12/16/16  
 Career: 32, vs. Notre Dame, 1/8/15  
 ACC: 32, vs. Notre Dame, 1/8/15

### Rebounds

Season: 5\*, at FIU, 12/16/16  
 Career: 8\*, at NC State, 2/19/15  
 ACC: 8\*, at NC State, 2/19/15

### Assists

Season: 8, at Ohio State, 12/1/16  
 Career: 8\*, at Ohio State, 12/1/16  
 ACC: 8, vs. Georgia Tech, 2/9/14

### Steals

Season: 2\*, vs. Loyola Chicago, 12/6/16  
 Career: 5!\*, vs. Florida State, 3/4/16  
 ACC: 5, vs. Boston College, 1/4/15

### Blocked Shots

Season: 3, vs. Texas Tech, 11/27/16  
 Career: 3, vs. Texas Tech, 11/27/16  
 ACC: 1\*, vs. Louisville, 2/25/16

### Field Goals Made

Season: 8, at FIU, 12/16/16  
 Career: 13, vs. Notre Dame, 1/8/15  
 ACC: 13, vs. Notre Dame, 1/8/15

### Field Goal Attempts

Season: 19, at Kentucky, 11/11/16  
 Career: 19\*, at Kentucky, 11/11/16  
 ACC: 19, vs. Notre Dame, 1/8/15

### Free Throws Made

Season: 6, at Ohio State, 12/1/16  
 Career: 8+\*, vs. Washington, 3/20/15  
 ACC: 8, at Virginia Tech, 1/11/15

### Free Throw Attempts

Season: 6, at Ohio State, 12/1/16  
 Career: 10+\*, vs. Washington, 3/20/15  
 ACC: 10, vs. Notre Dame, 1/8/15

### 3-Point Field Goals Made

Season: 4, at Kentucky, 11/11/16  
 Career: 5, vs. Baylor, 12/19/15  
 ACC: 4\*, at Clemson, 1/10/16

### 3-Point Field Goal Attempts

Season: 11, at Kentucky, 11/11/16  
 Career: 11, at Kentucky, 11/11/16  
 ACC: 9, vs. Duke, 2/7/16

### Minutes

Season: 35, at Kentucky, 11/11/16  
 Career: 43!, vs. Florida State, 3/6/14  
 ACC: 38, at Georgia Tech, 2/11/16

\* Recorded more than once with most recent listed  
 ! ACC Tournament game  
 + NCAA Tournament game

**As a Senior (2016-17): College Sports Madness Preseason Fourth Team All-American ... Blue Ribbon Panel Preseason All-ACC Team & ACC Coaches Preseason All-ACC Team ... John R. Wooden Award Preseason Top 30 ... Naismith Trophy Player of the Year Preseason Watch List ... Nancy Lieberman Award Pre-Season Watch List ... Miami Thanksgiving Tournament All-Tournament Team**

**As a Junior (2015-16): WBCA Coaches' All-America Team Honorable Mention & Regional Finalist ... Blue Ribbon Panel First Team All-ACC & ACC Coaches First Team All-ACC ... Wade Watch List ... Naismith Trophy Player of the Year Early Season Watch List ... The Dawn Staley Award Mid-Season Watch List ... Blue Ribbon Panel Preseason All-ACC Team & ACC Coaches Preseason All-ACC Team ... College Sports Madness Preseason First Team All-ACC ... Florida Sunshine Classic All-Tournament Team**

Team co-captain was one of three Hurricanes to start all 33 contests ... Scored in double digits on 28 occasions, including 17 of the final 18 games, with 10 in a row to start the stretch ... Tallied 15-plus points 20 times and 20-plus eight times, the latter mark tied for fifth-most in the ACC ... Led Miami in scoring (15.7), field goals made (191), free throws made (79), free throws attempted (103), free throw percentage (min 1.5 FTA per game, 76.7) and steals (1.6) ... Ranked second among Hurricanes in 3-point percentage (36.5), 3-pointers made (58) and minutes (30.2) ... Tied for third on the team in assists (2.5) and finished fourth in field goal percentage (min. 1 FGM per game, 43.4) ... Tied for the most steals in a game (five) by a Hurricane all year ... Led or co-led Miami in scoring 19 times ... Became the 24th Hurricane to reach 1,000 career points and the 13th to do so in fewer than four years ... Finished sixth in the ACC in scoring and No. 13 in conference-only games (14.8) ... Ranked ninth in the ACC in 3-point percentage and No. 11 in conference-only action (37.0) ... Ended the season No. 10 in the ACC in free throw percentage and No. 12 in conference-only contests (78.3) ... Was No. 15 in the ACC in 3-pointers made per game (1.8) and tied for No. 11 in conference-only matchups (1.9) ... Finished No. 15 in the ACC in steals ... One of three players in the ACC to rank top 10 (or top 15) in the conference in scoring, 3-point percentage and free throw percentage and one of just two players in the top 15 of all three categories in conference-only games ... Had 13 points in the first game of the season versus Wright State (11/13) ... Scored a game-high 22 points on 10-of-17 shooting at Old Dominion (11/17) ... Tallied a co-game-high 17 points, a co-game-high four assists and a game-high three steals at Loyola Chicago (11/21) ... Registered a team-high 22 points and co-game-highs in assists (four) and steals (three) in the win at Charlotte (11/23) ... Recorded a game-high 17 points versus Milwaukee (11/27) ... Finished with 14 points and a team-high five assists against La Salle (11/29), as well as a co-team-high and co-season-high seven rebounds, while eclipsing 1,000 career points in the victory ... Scored a game- and season-high 24 points and grabbed six rebounds while shooting 11-of-18 against Illinois (12/2) ... Posted a game-high 18 points on 7-of-10 shooting versus UMass Lowell (12/6) ... Facing fourth-ranked Baylor, scored 18 points on 9-of-16 shooting from the floor, connecting on a career-high five 3-pointers on only seven attempts ... Had 18 points, shot 8-of-14 from the field and tied for the game lead with four assists in the win over Indiana (12/20) ... Shot 9-of-14 from the floor against FIU (12/22) and scored a team-high 19 points ... Poured in 20 points versus Pittsburgh (1/7), shooting 8-of-11 from the field and 4-of-4 at the line, becoming the fifth Hurricane to make at least four 3-pointers in a game without a miss ... Went 4-of-6 from 3-point range at Clemson to finish with a game-high 18 points ... Totaled 18 point against Wake Forest (1/14) ... Recorded a game-high 20 points and shot 7-of-8 at the stripe in the victory at North Carolina (1/17) ... Logged a game-best 20 points versus No. 14/13 Florida State (1/24) ... Registered a game-high 17 points and pulled down six boards at Virginia Tech (1/28) ... Posted a co-game-high 16 points and a game-high four assists against eventual NCAA runner-up Syracuse (2/1) ... Had 13 points at Boston College (2/4) ... Tallied a game-high 21 points in the victory over Duke (2/7) ... Scored 13 points in a season-high 38 minutes at Georgia Tech (2/11), her 10th game in a row with over a dozen points ... Logged 12 points against Virginia Tech (2/21) ... Registered a team-best 12 points versus No. 10/10 Louisville (12/25) ... Scored 18 points at No. 12/12 Florida State (2/28) ... Shot 8-of-14 in the Hurricanes' ACC Tournament against Pittsburgh (3/3) to finish with a game-high 19 points ... Scored 13 points and came away with a game-high five steals to tie her career best in the ACC Tournament quarterfinal win over No. 14/10 Florida State (3/4) ... Notched 10 points versus Notre Dame (3/5) in the ACC Tournament semifinals ... Recorded a co-game-high 19 points in the NCAA Tournament against South Dakota State (3/19).

Continued on next page



# ADRIENNE MOTLEY

# #23

**As a Sophomore (2014-15): Blue Ribbon Panel First Team All-ACC & ACC Coaches First Team All-ACC ... College Sports Madness First Team All-ACC ... espnW National Player of the Week (1/12/15) ... ACC Player of the Week (1/12/15) ... Miami Thanksgiving Tournament MVP ... Tulane/DoubleTree Classic MVP ... Miami Holiday Tournament MVP**

One of two Hurricanes to start all 33 games and posted double figures 29 times, with 15-plus on 24 occasions ... Led the team in field goals made (214), field goal percentage (49.2), free throws made (94), free throw percentage (min. 1 FTA per game, 76.4) and steals (47) ... Ranked first on Miami in points (16.9) and minutes (31.4) per game, as well as second in 3-point percentage (35.4), plus third in rebounds (4.2) and assists (2.1) ... Finished fifth in the ACC in scoring, No. 11 in free throw percentage, No. 11 in field goal percentage and No. 15 in 3-point percentage, as the only player in the conference top 12 in the first three categories or top 15 in all four ... Ranked eighth in the NCAA among guards in field goal percentage and No. 11 among players under six-foot ... Scored a team-high 21 points, grabbed six rebounds and tied for a game-best three steals in the season-opening win over Oakland (11/14) ... Led all players with 21 points in just 22 minutes on 8-of-10 shooting against North Florida (11/21) ... Scored a game-high 21 points against Arizona State (11/25) ... Tied for the game lead with 16 points in only 18 minutes on 7-of-9 shooting in Miami's victory over Illinois State (11/28) ... Tied for a game-high 17 points in the Miami Thanksgiving Tournament championship game win against Tulsa (11/29) ... Led all players in points (21), rebounds (seven) and assists (six) in the win over Wisconsin (12/4) ... Posted game highs in points (17) and assists (three) against Jacksonville (12/6) ... In the victory over Coppin State (12/13), tied for game highs with five assists and three steals ... Scored 23 points and shot 7-of-7 at the free throw line in Miami's victory against UCLA (12/18) ... Posted 17 points at Tulane (12/19), scoring in double digits for the 10th straight game ... Recorded five assists in the win over Florida A&M (12/28) ... Posted a team-high 16 points in the Miami Holiday Tournament championship game win over LSU (12/29) ... Recorded 16 points and a career-high five steals against Boston College (1/4) ... Set career highs in points (32), field goals made (13), field goals attempted (19) and free throws attempted (10) in Miami's win over fourth-ranked Notre Dame (1/8), and also matched her then-career high in minutes (36) and then-season high in rebounds (seven) as well as led the team with four assists ... Scored a game-high 22 points and equaled a career high with eight rebounds at Virginia Tech (1/11) ... Scored 15 points in Miami's win over Clemson (1/15), her fifth consecutive game with 15-plus points ... Led the team with 18 points on 8-of-12 shooting at fourth-ranked Louisville (1/25) ... Netted 17 points and grabbed seven rebounds at Pittsburgh (2/1) ... Scored a game-high 16 points in the win over Virginia Tech (2/5) ... Had a team-high four assists and a game-high three steals at No. 9/8 Florida State (2/8) ... Posted 14 points in the victory at No. 23/22 Syracuse (2/12) ... Led all players with 18 points against Georgia Tech (2/15) and tied for the team high with six rebounds ... Scored a game-high 27 points, including 17 in the first half, on 11-of-16 shooting at NC State (2/19) and equaled her career bests with three made 3-pointers, 37 minutes played and a team-high-tying eight rebounds ... Scored 13 points against No. 17/14 North Carolina (2/22) and also played a career-high-tying 37 minutes for the third game in a row ... Poured in a game-high 19 points at Wake Forest (2/26), plus set a career high with four made 3-pointers and tied for the team lead with three assists ... Led all scorers with 20 points against No. 9/8 Florida State (3/1), her 10th game with 20-plus points on the season ... Scored a game-high 15 points, her 28th straight outing with eight-plus points, and tied for the game lead with three assists in the victory over Virginia (3/5) in the ACC Tournament ... Garnered "Performance of the Day" honors from espnW on the first day of the NCAA Tournament after scoring a school NCAA Tournament record 30 points in Miami's first round victory against sixth-seeded Washington (3/20) to lead all scorers across all games on the day, and also shot 8-of-10 at the free throw line, both marks tying season highs ... Made her mark in Miami's NCAA Tournament record books against Washington, finishing tied for second in field goals made with 10 and free throws made, tied for fifth in free throws attempted, seventh in field goal percentage (min. 10 FGA) at 55.6 percent (10-of-18), ninth in free throw percentage (min. 6 FTA), and becoming one of three players to make multiple 3-pointers without a miss ... Scored 18 points, including 14 in a stretch of six-and-a-half minutes in the second half, in the second round of the NCAA Tournament at No. 3 seed Iowa (3/22) and her eight made field goals tied for the ninth-most in NCAA Tournament play in program history.

**As a Freshman (2013-14): Blue Ribbon Panel ACC All-Freshman Team & ACC Coaches ACC All-Freshman Team ... All-ACC Academic Team ... ACC Rookie of the Week (2/3/14)**

Started 28 of 31 games played ... Averaged team-leading 11.1 points, 3.9 rebounds, 2.6 assists in 29.3 minutes per game ... Totaled 343 points, 122 rebounds, 82 assists and 908 minutes ... Hit 44.4 percent of shots (128-288) from field, 30.0 percent (21-70) of shots from three and 72.5 percent (66-91) of shots at free throw line ... Started all 16 ACC games ... In ACC play averaged team-best 13.2 points and 4.3 rebounds in 31.1 minutes ... Totaled 211 points, team-high 43 assists and 68 rebounds ... Connected on 48.5 percent (79-of-163) from field, 38.9 percent (14-of-36) from three and 70.9 percent (39-of-55) at free throw line ... Reached double-figures in 10 straight ACC games from 1/9/14 to 1/16/14 ... Reached double-figures scoring in all but three ACC games ... Led the team in scoring in nine games ... Finished fifth among freshman in ACC play with 13.2 ppg ... Averaged impressive 15.8 ppg against top-10 opponents (Notre Dame, Duke, North Carolina, Maryland) ... Season highs: 26 points at No. 6 North Carolina, 2/2/14; 8 rebounds at No. 6 North Carolina, 2/2/14; 4 steals vs. Wake Forest 2/23/14; 36 minutes vs. Georgia Tech, 2/9/14.

**High School:** Graduated from Woodside High School ... Ranked as the No. 27 overall player in the nation and seventh at her position by ESPN HoopGurlz ... TCIS Player of the Year ... Named TCIS First Team All-Conference ... Named 2011, 2012 and 2013 Peninsula District Player of the Year ... 2012 and 2013 Gatorade Player of the Year Finalist ... 2012 and 2013 first team all-state ... Nominee for 2013 McDonald's All-American Game ... Rated No. 27 overall and No. 7 guard in 2013 ESPN HoopGurlz rankings ... Recipient of 2013 Peninsula Sports Club Award, Outstanding High School Female Athlete of the Year ... 2012 Virginia Co-Player of the Year ... 2011-12 Eastern Region Player of the Year.

**Personal:** Born Sept. 27, 1995, in Amsterdam, Netherlands ... Moved to the United States at age two ... Hobbies include listening to music ... Majoring in electronic media ... Held summer jobs at Hampton University communications program and as youth league coach ... Names Rajon Rondo as athletic role model ... Her uncle, Kenny Harris, played basketball at VCU ... Daughter of Adrian and Norma Motley ... Has two sisters, Nikesha Williams and Dominique Mason.

| Year    | CAREER STATISTICS |     |      |      | Total |      |      | 3-Point |     |      | Free Throws |     |      | Rebounds |     |     |     | Scoring |    |     |     |     |     |      |      |
|---------|-------------------|-----|------|------|-------|------|------|---------|-----|------|-------------|-----|------|----------|-----|-----|-----|---------|----|-----|-----|-----|-----|------|------|
|         | GP                | GS  | Min  | Avg  | FG    | FGA  | Pct  | FG      | FGA | Pct  | FT          | FTA | Pct  | Off      | Def | Tot | Avg | PF      | FO | Ast | TO  | Blk | Stl | Pts  | Avg  |
| 2013-14 | 31                | 28  | 908  | 29.3 | 128   | 288  | .444 | 21      | 70  | .300 | 66          | 91  | .725 | 49       | 73  | 122 | 3.9 | 69      | 1  | 82  | 64  | 5   | 39  | 343  | 11.1 |
| 2014-15 | 33                | 33  | 1035 | 31.4 | 214   | 435  | .492 | 35      | 99  | .354 | 94          | 123 | .764 | 43       | 96  | 139 | 4.2 | 56      | 0  | 68  | 55  | 3   | 47  | 557  | 16.9 |
| 2015-16 | 33                | 33  | 1001 | 30.3 | 191   | 440  | .434 | 58      | 159 | .365 | 79          | 103 | .767 | 56       | 63  | 119 | 3.6 | 53      | 0  | 84  | 51  | 2   | 53  | 519  | 15.7 |
| 2016-17 | 11                | 11  | 301  | 27.4 | 46    | 121  | .380 | 21      | 58  | .360 | 14          | 17  | .824 | 7        | 27  | 34  | 3.1 | 23      | 0  | 37  | 18  | 6   | 7   | 127  | 11.5 |
| TOTAL   | 108               | 105 | 3243 | 30.0 | 579   | 1284 | .451 | 135     | 386 | .350 | 253         | 334 | .757 | 155      | 259 | 414 | 3.8 | 201     | 1  | 271 | 188 | 16  | 146 | 1546 | 14.3 |



# NEYDJA PETITHOMME

JUNIOR | GUARD | 5-8

# #15

Boca Raton, Fla. | Auburn | Grandview Prep

- Joined Miami for the 2016 spring semester and, in accordance with NCAA transfer rules, was eligible to begin playing for the Hurricanes following the 2016 fall semester when they played at FIU (12/16/16)
- Most local player on the Miami roster, hailing from Palm Beach County
- Speedy guard who plays the game at a great pace
- Defends with toughness and effort

**As a Sophomore (2015-16):** Transferred from Auburn University after the fall semester ... Sat out season due to NCAA transfer rules.

**As a Freshman at Auburn (2014-15):** Played in all 31 games, starting the final 16 ... Scored in double digits five times ... Led the Tigers in assists per game (3.2) and finished third in steals (38) ... Also ranked fifth on the team in points per game (5.5) ... Made her college debut against Troy (11/14), tallying six points, five assists and four rebounds in 21 minutes ... Recorded 11 points and connected on a season-high three 3-pointers against Southeastern Louisiana (12/4) ... Scored 10 points and tallied a season-best eight assists at FIU (12/29) ... Posted 10 points her first-career conference game at top-ranked South Carolina (1/2) ... Logged five assists in the first start of her career at No. 10/11 Kentucky (1/8) ... Scored 11 points against No. 18/20 Mississippi State (1/26) ... Posted eight points and pulled down a season-high nine rebounds at Missouri (2/8) ... Tallied nine points in a season-high-tying 30 minutes of action at Vanderbilt (2/26) ... Notched a season-high 12 points at Alabama (3/1).

**High School:** Graduated from Grandview Preparatory School ... Played varsity basketball at American Heritage (Delray Beach) School in eighth and ninth grade ... Rated as a three-star prospect and a top-20 guard recruit by ESPN HoopGurlz ... McDonald's All-American Game nominee ... Grandview Prep's all-time leader in points, assists and steals ... Scored over 1,800 points in her career ... Four-time team captain and four-time district champion ... As a senior year, helped team to the class 2A state title, the first in school history ... Named MVP of the state final ... Tabbed as an FABC First Team All-State selection as a senior ... Chosen as the *Palm Beach Post* Small Schools Player of the Year as a junior ... Selected as the *Sun Sentinel* 5A-2A Player of the Year as a sophomore after leading the team to the first of three consecutive 2A state semifinal trips ... Four-time *Sun Sentinel* All-County selection, including as an eighth grader ... Participated in the 2011 USA U16 National Team Trials in Colorado Springs, Colo. ... Member of the Spanish National Honor Society, chess club and debate club.

**Personal:** Full name is Neydja D'Jenay Petithomme ... Name is pronounced NEE-Zhuh PET-Ee-Home ... Parents are Dr. Yveny Petithomme II and Junette Petithomme ... Father is a doctor and mother is a nurse ... Has a younger brother, Yveny III ... Majoring in broadcast journalism ... Career goal is to be a television anchor or broadcaster ... Enjoys playing the piano and volunteering at her church ... Favorite athlete is Chris Paul because of his finesse, smooth style of play ... Best sports memory is winning the state championship as a high school senior ... Chose Miami because of its great academics, quality of its conference and the coaching staff.

| 2016-17          |   |   |   |  |
|------------------|---|---|---|--|
| Opposition       | P | R | A |  |
| at Kentucky      | - | - | - |  |
| vs. Albany       | - | - | - |  |
| Charlotte        | - | - | - |  |
| at St. John's    | - | - | - |  |
| Grambling State  | - | - | - |  |
| Texas Tech       | - | - | - |  |
| at Ohio State    | - | - | - |  |
| Old Dominion     | - | - | - |  |
| Loyola Chicago   | - | - | - |  |
| at FIU           | 0 | 0 | 0 |  |
| Coppin State     | 0 | 0 | 2 |  |
| Maine            | - | - | - |  |
| Florida State    | - | - | - |  |
| at Pittsburgh    | - | - | - |  |
| at NC State      | - | - | - |  |
| Notre Dame       | - | - | - |  |
| Virginia Tech    | - | - | - |  |
| at Louisville    | - | - | - |  |
| at Syracuse      | - | - | - |  |
| North Carolina   | - | - | - |  |
| Boston College   | - | - | - |  |
| at Wake Forest   | - | - | - |  |
| at Florida State | - | - | - |  |
| Virginia         | - | - | - |  |
| Clemson          | - | - | - |  |
| at Duke          | - | - | - |  |
| at Virginia Tech | - | - | - |  |
| Georgia Tech     | - | - | - |  |

| 2014-15 (at Auburn)    |    |   |   |  |
|------------------------|----|---|---|--|
| Opposition             | P  | R | A |  |
| Troy                   | 6  | 4 | 5 |  |
| Grambling State        | 4  | 3 | 5 |  |
| FGCU                   | 7  | 0 | 1 |  |
| at Virginia            | 5  | 1 | 2 |  |
| at Winthrop            | 0  | 2 | 4 |  |
| Marquette              | 8  | 1 | 3 |  |
| Southeastern Louisiana | 11 | 3 | 6 |  |
| Samford                | 9  | 1 | 1 |  |
| Savannah State         | 4  | 1 | 1 |  |
| at St. John's          | 0  | 0 | 0 |  |
| at SMU                 | 0  | 0 | 4 |  |
| at FIU                 | 10 | 4 | 8 |  |
| vs. Hampton            | 0  | 1 | 1 |  |
| at South Carolina      | 10 | 4 | 3 |  |
| Florida                | 7  | 1 | 3 |  |
| at Kentucky            | 4  | 3 | 5 |  |
| Georgia                | 9  | 2 | 4 |  |
| Tennessee              | 0  | 1 | 3 |  |
| at Alabama             | 5  | 3 | 3 |  |
| Mississippi State      | 11 | 0 | 3 |  |
| at Arkansas            | 1  | 0 | 3 |  |
| at Texas A&M           | 6  | 1 | 2 |  |
| LSU                    | 0  | 2 | 0 |  |
| at Missouri            | 8  | 9 | 5 |  |
| Arkansas               | 7  | 2 | 1 |  |
| Ole Miss               | 2  | 4 | 2 |  |
| at Georgia             | 4  | 5 | 6 |  |
| at Vanderbilt          | 9  | 3 | 3 |  |
| Alabama                | 12 | 3 | 5 |  |
| vs. Florida            | 8  | 1 | 4 |  |
| vs. Texas A&M          | 4  | 1 | 2 |  |

### Petithomme Season / Career Highs (Career includes one year at Auburn)

|  |
|--|
| <b>Points</b>                              |
| Season: N/A                                |
| Career: 12, vs. Alabama, 3/1/15            |
| ACC: N/A                                   |
| <b>Rebounds</b>                            |
| Season: N/A                                |
| Career: 9, at Missouri, 2/8/15             |
| ACC: N/A                                   |
| <b>Assists</b>                             |
| Season: 2, vs. Coppin State, 12/19/16      |
| Career: 8, at FIU, 12/29/14                |
| ACC: N/A                                   |
| <b>Steals</b>                              |
| Season: N/A                                |
| Career: 4, vs. Grambling State, 11/17/14   |
| ACC: N/A                                   |
| <b>Blocked Shots</b>                       |
| Season: N/A                                |
| Career: 1*, at Missouri, 2/8/15            |
| ACC: N/A                                   |
| <b>Field Goals Made</b>                    |
| Season: N/A                                |
| Career: 5, vs. Mississippi State, 1/26/15  |
| ACC: N/A                                   |
| <b>Field Goal Attempts</b>                 |
| Season: N/A                                |
| Career: 13, vs. Mississippi State, 1/26/15 |
| ACC: N/A                                   |
| <b>Free Throws Made</b>                    |
| Season: N/A                                |
| Career: 4-, vs. Florida, 3/4/15            |
| ACC: N/A                                   |
| <b>Free Throw Attempts</b>                 |
| Season: N/A                                |
| Career: 7, vs. Alabama, 3/1/15             |
| ACC: N/A                                   |
| <b>3-Point Field Goals Made</b>            |
| Season: N/A                                |
| Career: 3, vs. SE Louisiana, 12/4/14       |
| ACC: N/A                                   |
| <b>3-Point Field Goal Attempts</b>         |
| Season: N/A                                |
| Career: 5*, vs. Arkansas, 2/15/15          |
| ACC: N/A                                   |
| <b>Minutes</b>                             |
| Season: 3, vs. Coppin State, 12/19/16      |
| Career: 30*, at Vanderbilt, 2/26/15        |
| ACC: N/A                                   |

\* Recorded more than once with most recent listed = SEC Tournament game

| CAREER STATISTICS |     |    |     |      |    |     |      |    |     |      |    |     | Total |     |     |     | 3-Point |    |    | Free Throws |    |     | Rebounds |     |     |  | Scoring |  |
|-------------------|-----|----|-----|------|----|-----|------|----|-----|------|----|-----|-------|-----|-----|-----|---------|----|----|-------------|----|-----|----------|-----|-----|--|---------|--|
| Year              | GP  | GS | Min | Avg  | FG | FGA | Pct  | FG | FGA | Pct  | FT | FTA | Pct   | Off | Def | Tot | Avg     | PF | FO | Ast         | TO | Blk | Stl      | Pts | Avg |  |         |  |
| 2014-15*          | 31  | 16 | 683 | 22.0 | 67 | 206 | .325 | 19 | 66  | .288 | 18 | 39  | .462  | 13  | 53  | 66  | 2.1     | 40 | 0  | 98          | 87 | 3   | 38       | 171 | 5.5 |  |         |  |
| 2015-16           | DNP |    |     |      |    |     |      |    |     |      |    |     |       |     |     |     |         |    |    |             |    |     |          |     |     |  |         |  |
| 2016-17           | 2   | 0  | 4   | 2.0  | 0  | 0   | .000 | 0  | 0   | .000 | 0  | 0   | .000  | 0   | 0   | 0   | 0.0     | 0  | 0  | 2           | 1  | 0   | 0        | 0   | 0.0 |  |         |  |
| TOTAL             | 33  | 16 | 687 | 20.8 | 67 | 206 | .325 | 19 | 66  | .288 | 18 | 39  | .462  | 13  | 53  | 66  | 2.0     | 40 | 0  | 100         | 88 | 3   | 38       | 171 | 5.2 |  |         |  |

\* - at Auburn University



# KHAILA PRATHER

JUNIOR | FORWARD | 6-1

# #25

Upper Marlboro, Md. | Riverdale Baptist

- Member of the UM Student-Athlete Advisory Committee (SAAC) Executive Board
- Katie Meier's first recruit at Miami from Maryland
- Possesses the length and energy typically seen on successful Miami teams
- A tremendous leader who is incredibly intelligent, plays with high mental energy and can defend anywhere on the floor

**As a Junior (2016-17): Allstate WBCA Good Works Team Nominee**

**As a Sophomore (2015-16):** Played in all 33 games and earned a pair of starts ... Averaged 1.9 points and 2.7 rebounds ... Finished fifth on the team in both blocked shots (nine) and offensive rebounds (38) ... Scored four points and grabbed six rebounds in 20 minutes against Bethune-Cookman (11/15) ... Tallied six points and made both of her free throw attempts versus Milwaukee (11/27) ... Led all players with eight rebounds in Miami's win over UMass Lowell (12/6) ... Recorded six boards and attempted a career-high six free throws against FIU (12/22) ... Pulled down seven rebounds in a co-season-high 21 minutes in the Hurricanes' victory at North Carolina (1/17) ... Blocked two shots at Boston College (2/4) ... Logged six points on 3-of-4 shooting to go along with a team-best six rebounds, a game- and career-high three blocked shots and a co-game-high, career-high-tying three steals at third-ranked Notre Dame (3/5) ... Made the first start of her career in an overtime win versus Virginia Tech (2/21) and scored Miami's first basket of the game ... Also received the starting nod against No. 10/10 Louisville (2/25).

**As a Freshman (2014-15):** Played in all 33 games and ranked third on the team with 15 blocked shots ... Grabbed 105 rebounds on the season ... Made her Miami debut against Oakland (11/14), scoring four points in the game ... Had a then-career-best six rebounds in 13 minutes in the win over North Florida (11/21) to tie for the game high ... Grabbed five rebounds against Illinois State (11/28) ... Her five rebounds in 11 minutes against Jacksonville (12/6) tied for the game high ... Set career highs with six points and three made field goals against Florida A&M (12/28), also grabbing five rebounds in the game ... Matched career highs with six points, a team-high six rebounds, three made field goals and two steals in the Miami Holiday Tournament championship game against LSU (12/29) ... Blocked multiple shots for the first time in her career in the win over Boston College (1/4) ... Matched a then-career high with six rebounds in 20 minutes of action at Virginia Tech (1/11) ... Set a then-career high with 23 minutes played against Virginia (1/21) and also equaled her then-career best with six rebounds ... Blocked two shots at fourth-ranked Louisville (1/25), tying her season best ... Recorded multiple assists for the first time in her career against Virginia Tech (2/5) and also equaled her season high with two blocks ... Grabbed a team-leading, career-high 10 rebounds at No. 9/8 Florida State (2/8) and also played a career-high 27 minutes in the game.

**High School:** Graduated from Riverdale Baptist School ... Averaged 12 points, 12 rebounds and 2.5 blocks as a senior, and her team was ranked No. 10 by ESPN ... Won the Dick's Sporting Goods High School National Tournament at Madison Square Garden as a senior and the National Association of Christian Athletes championship ... McDonald's All-American Game nominee and MVP of the 2014 Roundball Classic ... Selected to the All-Gazette Second Team as a senior ... As a junior at North Point High School, helped the team to a 4A state title and the first undefeated season in school history at 27-0, finishing No. 25 in the ESPN rankings ... Started every game of her high school basketball career ... Received two varsity letters in cross country and two in track and field ... Won the Minds in Motion Scholar Award and the Scholar Athlete Award at North Point ... Riverdale Baptist Distinguished Honor Roll as a senior, North Point Highest Honors and Honor Roll the prior three years ... Member of the National Honor Society ... Three-year WNBA veteran Tianna Hawkins also attended Riverdale Baptist.

**Personal:** Full name is Khaila Alese Prather ... Name is pronounced KAY-Luh PRAY-Thur ... Nicknames are "KP" and "KK" ... Born June 21, 1996 ... Parents are Craig and Susan Prather ... Has an older brother, Craig, Jr. ... Father is a captain in the U.S. Navy and played basketball at the U.S. Naval Academy, where he was a teammate of eventual NBA Hall of Famer David Robinson on the 1986-87 team that went 30-5 ... Career goal is to be a pediatrician ... Enjoys writing poetry and reading ... Athletic role models are Elena Delle Donne of the Chicago Sky and Candace Parker of the Los Angeles Sparks.

| 2016-17          | P | R | A |
|------------------|---|---|---|
| Opposition       |   |   |   |
| at Kentucky      | 0 | 0 | 0 |
| vs. Albany       | 2 | 1 | 0 |
| Charlotte        | 5 | 4 | 0 |
| at St. John's    | 1 | 4 | 0 |
| Grambling State  | 5 | 5 | 0 |
| Texas Tech       | 0 | 0 | 0 |
| at Ohio State    | 0 | 0 | 0 |
| Old Dominion     | 0 | 0 | 0 |
| Loyola Chicago   | 2 | 5 | 0 |
| at FIU           | 0 | 2 | 0 |
| Coppin State     | 0 | 5 | 0 |
| Maine            | - | - | - |
| Florida State    | - | - | - |
| at Pittsburgh    | - | - | - |
| at NC State      | - | - | - |
| Notre Dame       | - | - | - |
| Virginia Tech    | - | - | - |
| at Louisville    | - | - | - |
| at Syracuse      | - | - | - |
| North Carolina   | - | - | - |
| Boston College   | - | - | - |
| at Wake Forest   | - | - | - |
| at Florida State | - | - | - |
| Virginia         | - | - | - |
| Clemson          | - | - | - |
| at Duke          | - | - | - |
| at Virginia Tech | - | - | - |
| Georgia Tech     | - | - | - |

| 2015-16                | P | R | A |
|------------------------|---|---|---|
| Opposition             |   |   |   |
| Wright State           | 4 | 1 | 0 |
| Bethune-Cookman        | 4 | 6 | 0 |
| at Old Dominion        | 2 | 5 | 0 |
| at Loyola Chicago      | 0 | 3 | 0 |
| at Charlotte           | 0 | 3 | 0 |
| Milwaukee              | 6 | 2 | 1 |
| La Salle               | 1 | 3 | 0 |
| Illinois               | 0 | 2 | 0 |
| Coppin State           | 5 | 2 | 0 |
| UMass Lowell           | 3 | 8 | 0 |
| vs. Baylor             | 4 | 2 | 0 |
| vs. Indiana            | 0 | 2 | 0 |
| FIU                    | 3 | 6 | 1 |
| NC State               | 3 | 5 | 0 |
| at Virginia            | 4 | 4 | 0 |
| Pittsburgh             | 1 | 2 | 0 |
| at Clemson             | 0 | 1 | 0 |
| Wake Forest            | 4 | 2 | 0 |
| at North Carolina      | 2 | 7 | 1 |
| Florida State          | 0 | 0 | 1 |
| at Virginia Tech       | 4 | 2 | 0 |
| Syracuse               | 0 | 1 | 0 |
| at Boston College      | 2 | 2 | 0 |
| Duke                   | 2 | 0 | 0 |
| at Georgia Tech        | 0 | 2 | 0 |
| at Notre Dame          | 6 | 6 | 1 |
| Virginia Tech          | 2 | 1 | 0 |
| Louisville             | 0 | 5 | 0 |
| at Florida State       | 0 | 0 | 0 |
| vs. Pittsburgh         | 0 | 1 | 0 |
| vs. Florida State      | 0 | 1 | 0 |
| vs. Notre Dame         | 0 | 1 | 0 |
| vs. South Dakota State | 0 | 0 | 0 |

| 2014-15             | P | R  | A |
|---------------------|---|----|---|
| Opposition          |   |    |   |
| Oakland             | 4 | 1  | 0 |
| at Middle Tennessee | 0 | 3  | 0 |
| North Florida       | 3 | 6  | 0 |
| Arizona State       | 0 | 0  | 0 |
| Illinois State      | 2 | 5  | 0 |
| Tulsa               | 2 | 4  | 1 |
| Wisconsin           | 0 | 2  | 0 |
| Jacksonville        | 2 | 5  | 0 |
| Coppin State        | 5 | 4  | 1 |
| vs. UCLA            | 0 | 0  | 0 |
| at Tulane           | 0 | 0  | 0 |
| Florida A&M         | 6 | 5  | 1 |
| LSU                 | 6 | 6  | 0 |
| Boston College      | 4 | 2  | 0 |
| Notre Dame          | 2 | 3  | 0 |
| at Virginia Tech    | 4 | 6  | 1 |
| Clemson             | 2 | 5  | 0 |
| at Duke             | 2 | 3  | 0 |
| Virginia            | 2 | 6  | 1 |
| at Louisville       | 2 | 3  | 0 |
| at Pittsburgh       | 0 | 6  | 0 |
| Virginia Tech       | 0 | 2  | 2 |
| at Florida State    | 2 | 10 | 0 |
| at Syracuse         | 2 | 3  | 0 |
| Georgia Tech        | 1 | 1  | 0 |
| at NC State         | 0 | 1  | 0 |
| North Carolina      | 1 | 2  | 0 |
| at Wake Forest      | 0 | 2  | 0 |
| Florida State       | 2 | 2  | 0 |
| vs. Virginia        | 0 | 0  | 0 |
| vs. Notre Dame      | 2 | 3  | 0 |
| vs. Washington      | 1 | 1  | 0 |
| at Iowa             | 2 | 3  | 0 |

### Prather Season / Career Highs

**Points**  
 Season: 5\*, vs. Grambling State, 11/25/16  
 Career: 6\*, at Notre Dame, 2/14/16  
 ACC: 6, at Notre Dame, 2/14/16

**Rebounds**  
 Season: 5\*, vs. Coppin State, 12/19/16  
 Career: 10, at Florida State, 2/8/15  
 ACC: 10, at Florida State, 2/8/15

**Assists**  
 Season: N/A  
 Career: 2, vs. Virginia Tech, 2/5/15  
 ACC: 2, vs. Virginia Tech, 2/5/15

**Steals**  
 Season: 1\*, vs. Old Dominion, 12/4/16  
 Career: 3, at Notre Dame, 2/14/16  
 ACC: 3, at Notre Dame, 2/14/16

**Blocked Shots**  
 Season: 2, at FIU, 12/16/16  
 Career: 3, at Notre Dame, 2/14/16  
 ACC: 3, at Notre Dame, 2/14/16

**Field Goals Made**  
 Season: 2, vs. Charlotte, 11/16/16  
 Career: 3\*, at Notre Dame, 2/14/16  
 ACC: 3, at Notre Dame, 2/14/16

**Field Goal Attempts**  
 Season: 6, vs. Charlotte, 11/16/16  
 Career: 7, at Old Dominion, 11/17/15  
 ACC: 5, at North Carolina, 1/17/16

**Free Throws Made**  
 Season: 3, vs. Grambling State, 11/25/16  
 Career: 3\*, vs. Grambling State, 11/25/16  
 ACC: 3, vs. NC State, 12/30/15

**Free Throw Attempts**  
 Season: 6, vs. Loyola Chicago, 12/6/16  
 Career: 6, vs. Loyola Chicago, 12/6/16  
 ACC: 4\*, vs. Pittsburgh, 1/7/16

**3-Point Field Goals Made**  
 Season: N/A  
 Career: N/A  
 ACC: N/A

**3-Point Field Goal Attempts**  
 Season: N/A  
 Career: N/A  
 ACC: N/A

**Minutes**  
 Season: 14, vs. Charlotte, 11/16/16  
 Career: 27, at Florida State, 2/8/15  
 ACC: 27, at Florida State, 2/8/15

\* Recorded more than once with most recent listed

| Year    | CAREER STATISTICS |    |     | Total |    |     | 3-Point |    |     | Free Throws |    |     | Rebounds |     |     | Scoring |     |     |    |     |    |     |     |     |     |
|---------|-------------------|----|-----|-------|----|-----|---------|----|-----|-------------|----|-----|----------|-----|-----|---------|-----|-----|----|-----|----|-----|-----|-----|-----|
|         | GP                | GS | Min | Avg   | FG | FGA | Pct     | FG | FGA | Pct         | FT | FTA | Pct      | Off | Def | Tot     | Avg | PF  | FO | Ast | TO | Blk | Stl | Pts | Avg |
| 2014-15 | 33                | 0  | 393 | 11.9  | 22 | 69  | .319    | 0  | 0   | .000        | 17 | 36  | .472     | 41  | 64  | 105     | 3.2 | 61  | 0  | 7   | 30 | 15  | 11  | 61  | 1.8 |
| 2015-16 | 33                | 2  | 351 | 10.6  | 24 | 67  | .358    | 0  | 0   | .000        | 14 | 35  | .400     | 38  | 50  | 88      | 2.7 | 48  | 0  | 5   | 40 | 9   | 16  | 62  | 1.9 |
| 2016-17 | 11                | 0  | 81  | 7.4   | 4  | 16  | .250    | 0  | 0   | .000        | 7  | 14  | .500     | 16  | 10  | 26      | 2.4 | 12  | 0  | 0   | 10 | 3   | 4   | 15  | 1.4 |
| TOTAL   | 77                | 2  | 825 | 10.7  | 50 | 152 | .329    | 0  | 0   | .000        | 38 | 85  | .447     | 95  | 124 | 219     | 2.8 | 121 | 0  | 12  | 80 | 27  | 31  | 138 | 1.8 |



# #3



# JESSICA THOMAS

SENIOR | GUARD | 5-6

Gainesville, Fla. | Buchholz

- Second-year team co-captain  
 - Tied for second in assists per game (5.0), tied for second in 3-pointers made (11) and tied for fourth in 3-point percentage (61.1 percent, 11-of-18) at the 2016 ACC Tournament  
 - Motor of the team who provides the fuel and the spark, and challenges her teammates vocally  
 - Has developed into a triple-threat point guard

| 2016-17          | P  | R | A |
|------------------|----|---|---|
| at Kentucky      | 10 | 0 | 1 |
| vs. Albany       | 11 | 0 | 5 |
| Charlotte        | 18 | 1 | 5 |
| at St. John's    | 15 | 5 | 4 |
| Grambling State  | 14 | 0 | 5 |
| Texas Tech       | 10 | 3 | 4 |
| at Ohio State    | 16 | 3 | 5 |
| Old Dominion     | 21 | 3 | 5 |
| Loyola Chicago   | 4  | 4 | 5 |
| at FIU           | 12 | 1 | 5 |
| Coppin State     | 5  | 2 | 5 |
| Maine            | -  | - | - |
| Florida State    | -  | - | - |
| at Pittsburgh    | -  | - | - |
| at NC State      | -  | - | - |
| Notre Dame       | -  | - | - |
| Virginia Tech    | -  | - | - |
| at Louisville    | -  | - | - |
| at Syracuse      | -  | - | - |
| North Carolina   | -  | - | - |
| Boston College   | -  | - | - |
| at Wake Forest   | -  | - | - |
| at Florida State | -  | - | - |
| Virginia         | -  | - | - |
| Clemson          | -  | - | - |
| at Duke          | -  | - | - |
| at Virginia Tech | -  | - | - |
| Georgia Tech     | -  | - | - |

| 2015-16                | P  | R | A |
|------------------------|----|---|---|
| Wright State           | 17 | 3 | 3 |
| Bethune-Cookman        | 3  | 4 | 1 |
| at Old Dominion        | 1  | 3 | 2 |
| at Loyola Chicago      | 17 | 5 | 2 |
| at Charlotte           | 11 | 3 | 4 |
| Milwaukee              | 9  | 3 | 6 |
| La Salle               | 12 | 0 | 2 |
| Illinois               | 15 | 4 | 5 |
| Coppin State           | 16 | 0 | 5 |
| UMass Lowell           | 8  | 1 | 3 |
| vs. Baylor             | 18 | 4 | 6 |
| vs. Indiana            | 14 | 2 | 4 |
| FIU                    | 15 | 6 | 3 |
| NC State               | 14 | 5 | 4 |
| at Virginia            | 12 | 2 | 3 |
| Pittsburgh             | 9  | 4 | 2 |
| at Clemson             | 13 | 4 | 7 |
| Wake Forest            | 12 | 2 | 5 |
| at North Carolina      | 13 | 5 | 4 |
| Florida State          | 9  | 3 | 1 |
| at Virginia Tech       | 14 | 7 | 4 |
| Syracuse               | 5  | 5 | 2 |
| at Boston College      | 14 | 6 | 3 |
| Duke                   | 13 | 5 | 4 |
| at Georgia Tech        | 10 | 4 | 3 |
| at Notre Dame          | 12 | 4 | 5 |
| Virginia Tech          | 7  | 5 | 4 |
| Louisville             | 9  | 4 | 5 |
| at Florida State       | 14 | 2 | 2 |
| vs. Pittsburgh         | 6  | 4 | 5 |
| vs. Florida State      | 21 | 5 | 5 |
| vs. Notre Dame         | 17 | 3 | 5 |
| vs. South Dakota State | 7  | 5 | 1 |

| 2014-15             | P  | R | A |
|---------------------|----|---|---|
| Oakland             | 7  | 2 | 4 |
| at Middle Tennessee | 17 | 2 | 0 |
| North Florida       | 11 | 3 | 5 |
| Arizona State       | 5  | 0 | 2 |
| Illinois State      | 14 | 1 | 5 |
| Tulsa               | 10 | 4 | 3 |
| Wisconsin           | 5  | 1 | 1 |
| Jacksonville        | 13 | 5 | 1 |
| Coppin State        | 8  | 2 | 5 |
| vs. UCLA            | 0  | 2 | 1 |
| at Tulane           | 5  | 3 | 1 |
| Florida A&M         | 11 | 0 | 3 |
| LSU                 | 9  | 1 | 2 |
| Boston College      | 12 | 4 | 3 |
| Notre Dame          | 2  | 2 | 0 |
| at Virginia Tech    | 9  | 1 | 1 |
| Clemson             | 9  | 2 | 2 |
| at Duke             | 8  | 2 | 3 |
| Virginia            | 18 | 0 | 2 |
| at Louisville       | 8  | 4 | 3 |
| at Pittsburgh       | 7  | 3 | 0 |
| Virginia Tech       | 2  | 3 | 0 |
| at Florida State    | 14 | 3 | 1 |
| at Syracuse         | 8  | 4 | 7 |
| Georgia Tech        | 5  | 3 | 2 |
| at NC State         | 0  | 2 | 5 |
| North Carolina      | 12 | 9 | 1 |
| at Wake Forest      | 4  | 5 | 3 |
| Florida State       | 3  | 0 | 0 |
| vs. Virginia        | 8  | 5 | 3 |
| vs. Notre Dame      | 24 | 3 | 1 |
| vs. Washington      | 19 | 6 | 1 |
| vs. Iowa            | 20 | 1 | 3 |

| 2013-14              | P  | R | A |
|----------------------|----|---|---|
| North Florida        | 13 | 2 | 2 |
| Richmond             | 10 | 4 | 1 |
| Middle Tennessee     | 11 | 4 | 2 |
| at Oakland           | 15 | 5 | 6 |
| Yale                 | 10 | 2 | 3 |
| St. Francis Brooklyn | 7  | 2 | 2 |
| Missouri             | 3  | 1 | 0 |
| at Minnesota         | 0  | 1 | 0 |
| Coppin State         | 4  | 2 | 0 |
| at Arizona State     | 10 | 2 | 1 |
| Morgan State         | 2  | 4 | 3 |
| New Mexico           | 2  | 1 | 1 |
| Penn                 | 3  | 1 | 2 |
| at Wake Forest       | 4  | 4 | 0 |
| Florida State        | 0  | 1 | 1 |
| at Virginia Tech     | 9  | 3 | 2 |
| at Boston College    | 4  | 0 | 1 |
| NC State             | 5  | 0 | 1 |
| at Notre Dame        | 7  | 2 | 3 |
| at Clemson           | 11 | 3 | 2 |
| Duke                 | 0  | 2 | 2 |
| at North Carolina    | 4  | 3 | 5 |
| Georgia Tech         | 11 | 3 | 4 |
| Maryland             | 0  | 0 | 0 |
| at Florida State     | 0  | 1 | 0 |
| Syracuse             | 2  | 0 | 0 |
| Wake Forest          | 0  | 0 | 0 |
| at Virginia          | 3  | 2 | 0 |
| Pittsburgh           | 0  | 0 | 1 |
| vs. Florida State    | 6  | 1 | 2 |
| Stetson              | 2  | 2 | 3 |

### Thomas Season / Career Highs

#### Points

Season: 21, vs. Old Dominion, 12/4/16  
 Career: 241, vs. Notre Dame, 3/6/15  
 ACC: 18, vs. Virginia, 1/21/15

#### Rebounds

Season: 5, at St. John's, 11/20/16  
 Career: 9, vs. North Carolina, 2/22/15  
 ACC: 9, vs. North Carolina, 2/22/15

#### Assists

Season: 5\*, vs. Coppin State, 12/19/16  
 Career: 7\*, at Clemson, 1/10/16  
 ACC: 7\*, at Clemson, 1/10/16

#### Steals

Season: 3\*, vs. Coppin State, 12/19/16  
 Career: 5\*, vs. Illinois, 12/2/15  
 ACC: 4, vs. Virginia, 1/21/15

#### Blocked Shots

Season: N/A  
 Career: 2\*, vs. Florida State, 3/4/16  
 ACC: 1\*, at Louisville, 2/25/16

#### Field Goals Made

Season: 7, vs. Charlotte, 11/16/16  
 Career: 91, vs. Notre Dame, 3/6/15  
 ACC: 6, vs. Virginia, 1/21/15

#### Field Goal Attempts

Season: 12\*, vs. Old Dominion, 12/4/16  
 Career: 22+, at Iowa, 3/22/15  
 ACC: 17, at North Carolina, 1/17/16

#### Free Throws Made

Season: 13, at St. John's, 11/20/16  
 Career: 13, at St. John's, 11/20/16  
 ACC: 8, at Boston College, 2/4/16

#### Free Throw Attempts

Season: 15, at St. John's, 11/20/16  
 Career: 15, at St. John's, 11/20/16  
 ACC: 9, at Boston College, 2/4/16

#### 3-Point Field Goals Made

Season: 4, vs. Grambling State, 11/25/16  
 Career: 51\*, vs. Notre Dame, 3/5/16  
 ACC: 4, vs. Duke, 2/7/16

#### 3-Point Field Goal Attempts

Season: 7\*, vs. Texas Tech, 11/27/16  
 Career: 11+\*, at Iowa, 3/22/15  
 ACC: 10, at North Carolina, 1/17/16

#### Minutes

Season: 42, at Ohio State, 12/1/16  
 Career: 42, at Ohio State, 12/1/16  
 ACC: 38, vs. Duke, 2/7/16

\* Recorded more than once with most recent listed  
 ! ACC Tournament game  
 + NCAA Tournament game  
 - Program NCAA Tournament record

### As a Junior (2015-16): ACC All-Tournament Second Team ... All-ACC Academic Team ... Florida Sunshine Classic All-Tournament Team

Team co-captain was one of three Miami players to start all 33 games ... Scored in double figures 22 times, with 15-plus points on eight occasions, and had five-plus assists 11 times ... Led the Hurricanes in assists (3.6), 3-pointers made (64) and minutes (31.6) ... Ranked second on the team in scoring (11.7), steals (1.5) and field goals made (139) ... Finished third on Miami in 3-point percentage (35.4), free throws made (45) and defensive rebounding (3.3), plus fourth in rebounding (3.7) ... Tied for the most steals in a game (five) by a Hurricane all season ... Logged the ninth-most 3-point field goal attempts (181) in a single season in program history ... Finished second in the ACC and No. 56 in Division I in assist/turnover ratio (1.94:1) and was also second in conference-only games (1.81:1) ... Ranked No. 11 in the ACC in assists, both overall and in conference-only contests (3.6) ... Ended the season tied for No. 11 in the ACC in 3-pointers made per game (1.9) both overall and in conference-only action ... Was No. 12 in the ACC in 3-point percentage ... Finished No. 24 in the ACC in scoring and tied for No. 27 in conference-only games (11.3) ... At the 2016 ACC Tournament, ranked second in assists (5.0), tied for second in 3-pointers made (11) and tied for fourth in 3-point percentage (61.1, 11-of-18) ... Scored 17 points in the first game of the season against Wright State (11/13) ... Shot 7-of-11 and posted a game-high 17 points at Loyola Chicago (11/21) ... Tallied 11 points and a co-team-high four assists at Charlotte (11/23) ... Recorded nine points, a game-high six assists and a game-high four steals versus Milwaukee (11/27) ... Had 12 points against La Salle (11/29) ... In the win over Illinois (12/2), logged 15 points, a co-game high five assists and a season-high and co-game-high five steals, plus had a her first-career multi-block game with a game-high two ... Posted a game-high 16 points and a co-game-high five assists versus Coppin State (12/4) ... Registered 18 points, a co-game-high six assists and zero turnovers against fourth-ranked Baylor (12/19) ... Scored 14 points versus Indiana (12/20) ... Logged 15 points and six rebounds against FIU (12/22) ... Recorded 14 points and five boards versus NC State (12/30) ... Had a team-high 12 points at Virginia (1/3), her fifth straight outing with at least a dozen points ... Totaled 13 points to go along with a game- and career-high seven assists at Clemson (1/10) ... Finished with 12 points and a co-game-high five assists against Wake Forest (1/14) ... Posted 13 points in the win at North Carolina (1/17) ... Notched 14 points and a co-team-high seven boards at Virginia Tech (1/28) ... Scored 14 points, shooting 8-of-9 from the line, and grabbed six rebounds at Boston College (2/4) ... Had 13 points and shot 4-of-7 from 3-point range in 38 minutes in the victory over Duke (2/7) ... Posted 10 points at Georgia Tech (2/11) ... Registered 12 points and a game-high five assists at third-ranked Notre Dame (2/14) ... Scored 14 points at No. 12/12 Florida State (2/28) ... Poured in a season-high 21 points in 38 minutes and made a career-best five 3-pointers on just six attempts in the ACC Tournament quarterfinal win over No. 14/10 Florida State (3/4), also tallying five assists and tying for the game lead with a career-high-tying two blocked shots ... In a career-high 39 minutes against No. 2/3 Notre Dame (3/5) in the ACC Tournament semifinals, finished with 17 points, a team-high five assists and made five 3-pointers for the second game in a row after having never previously done so.

Continued on next page





# JESSICA THOMAS

# #3

**As a Sophomore (2014-15):** Started 32 of 33 games and led Miami in total assists (74) and made 3-pointers (45) ... Finished second on the team in points (9.3), steals (1.2) and minutes (26.3) per game ... Posted double figures 13 times, ending the season with the three highest points totals of her career in the final three games ... Pulled down five-plus rebounds four times in the final seven games of the year after doing so just twice in the first 57 games of her career ... Recorded a game-high four assists in the season opener against Oakland (11/14) ... Led the team with a then-career-high 17 points and three made 3-pointers at Middle Tennessee (11/17) ... Scored 11 points and had a game-high five assists in the win over North Florida (11/21) ... Had 14 points and a game-high five assists against Illinois State (11/28) ... Posted 10 points and tied for a game-high three assists in the Miami Thanksgiving Tournament championship win over Tulsa (11/29) ... Scored 13 points, hit three shots from 3-point range and tied for a game-high five rebounds against Jacksonville (12/6) ... Tied game highs with five assists, matching her season best, and three steals, equaling her then-career high, in the win over Coppin State (12/13) ... Scored 11 points in the victory against Florida A&M (12/28) and set a new career high in steals with five ... Finished with 12 points, four rebounds and three assists against Boston College (1/4) ... Netted a then-career-high 18 points and matched her then-career best with six made field goals in the victory over Virginia (1/21), while also committing just one turnover in 25 minutes and making all four of her free throw attempts ... Had zero turnovers in a then-career-high 35 minutes at fourth-ranked Louisville (1/25), while tying for the team lead in assists and steals with three each ... Posted 14 points at No. 9/8 Florida State (2/8) to tie for the team lead ... Had a career-high seven assists and just two turnovers in a then-career-high-tying 35 minutes of play in the win at No. 23/22 Syracuse (2/12) ... Dished out a game-high-tying five assists at NC State (2/19), her fifth game of the season with five-plus assists ... Scored 12 points and tied for the team lead with a career-high nine rebounds against No. 17/14 North Carolina (2/22) ... Scored a career-high 24 points on 9-of-14 shooting to lead all players in scoring against second-ranked Notre Dame (3/6) in the ACC Tournament quarterfinals, while also setting career bests in field goals made (nine) and minutes played (36) ... Posted 19 points and six rebounds in Miami's win over No. 6 seed Washington (3/20) in the first round of the NCAA Tournament and also set season highs in free throws made (six) and attempted (10), with the six makes tied for ninth in an NCAA Tournament game in program history and the 10 attempts tied for fifth ... Scored a team-high 20 points to become the 16th Hurricane to reach 20 in an NCAA Tournament game, tied for the team lead with three assists and played a career-high 37 minutes in the second round against third-seeded Iowa (3/22), with her 11 3-point attempts the most in an NCAA Tournament contest in program history, her 22 field goal attempts tied for fourth and her three made 3-pointers tied for third.

**As a Freshman (2013-14):** Played in all 31 games, starting two ... Averaged 5.1 points, 1.9 rebounds and 1.6 assists in 17.2 minutes per game ... Totaled 158 points, 58 rebounds and 50 assists in 533 minutes ... Hit 34.2 percent (52-of-152) of shots from field, 26.1 percent (24-of-92) from 3-point range and 73.2 percent (30-of-41) at free throw line ... Appeared in every ACC game where she averaged 3.8 points and 1.5 rebounds in 14.7 minutes ... Totaled 60 points, 22 assists and 24 rebounds... Hit 29.9 percent (20-67) shots from field, 17.5 percent (7-of-40) from three and 92.9 percent (13-of-14) at free throw line ... Scored in double figures in first five games of career ... Finished the year with eight double-digit scoring games ... Season highs: 15 points at Oakland, 11/19/13; 5 rebounds at Oakland, 11/19/13; 6 assists at Oakland, 11/19/13; 3 steals vs. Yale, 11/25/13; 29 minutes played vs. North Florida, 11/8/13.

**High School:** Graduated from Buchholz High School ... Named 2013 Florida Miss Basketball ... Named all-state, first team all-area, 7A MVP and Father Lopez Christmas Tournament MVP ... Named team captain and Queen of the Court ... Averaged 32.0 points, 6.0 assists and 3.0 steals in senior season ... Team won class 7A State Championship ... Also member of the golf team ... Member of National Honor Society and was named Scholar-Athlete of the Year.

**Personal:** Full name is Jessica Lauren Thomas ... Goes by "JT" ... Born Oct. 27, 1994, in Gainesville, Fla. ... Majoring in sport administration ... Daughter of Tara and Larone Thomas ... Has three older brothers, Eric, Daren and Lamar, who played football at Miami and in the NFL.

| CAREER STATISTICS |     |    |      |      |          |     |      |            |     |      |                |     |      |     |     |     |     |     |    |     |     |     |     |             |      |
|-------------------|-----|----|------|------|----------|-----|------|------------|-----|------|----------------|-----|------|-----|-----|-----|-----|-----|----|-----|-----|-----|-----|-------------|------|
| Year              | GP  | GS | Min  | Avg  | Total FG | FGA | Pct  | 3-Point FG | FGA | Pct  | Free Throws FT | FTA | Pct  | Off | Def | Tot | Avg | PF  | FO | Ast | TO  | Blk | Stl | Scoring Pts | Avg  |
| 2013-14           | 31  | 2  | 533  | 17.2 | 52       | 152 | .342 | 24         | 92  | .261 | 30             | 41  | .732 | 11  | 47  | 58  | 1.9 | 50  | 1  | 50  | 57  | 3   | 27  | 158         | 5.1  |
| 2014-15           | 33  | 32 | 868  | 26.3 | 106      | 309 | .343 | 45         | 155 | .290 | 50             | 68  | .735 | 9   | 79  | 88  | 2.7 | 64  | 0  | 74  | 67  | 2   | 41  | 307         | 9.3  |
| 2015-16           | 33  | 33 | 1044 | 31.6 | 139      | 363 | .383 | 64         | 181 | .354 | 45             | 73  | .616 | 12  | 110 | 122 | 3.7 | 54  | 1  | 120 | 62  | 6   | 50  | 387         | 11.7 |
| 2016-17           | 11  | 11 | 335  | 30.5 | 41       | 112 | .366 | 18         | 54  | .333 | 36             | 44  | .818 | 1   | 21  | 22  | 2.0 | 15  | 0  | 49  | 28  | 0   | 17  | 136         | 12.4 |
| TOTAL             | 108 | 78 | 2780 | 25.7 | 338      | 936 | .361 | 151        | 482 | .313 | 161            | 226 | .712 | 33  | 257 | 290 | 2.7 | 183 | 2  | 293 | 214 | 11  | 135 | 988         | 9.1  |



# ZADA WILLIAMS

SOPHOMORE | FORWARD/CENTER | 6-2

# # 22

Babson Park, Fla. | Lake Wales

- Lone first-year player to go with the Hurricanes on their European tour in the summer of 2015
- Great defensive rebounder who will put a body on someone
- Solid high post player

**As a Freshman (2015-16):** Played in 21 games and finished the year with 38 points and 34 rebounds ... Shot 48.5 percent from the floor, good for the eighth-best mark among ACC freshmen with at least 30 field goal attempts and the fourth-best clip on the team ... Committed just five turnovers ... Made her Miami debut at Old Dominion (11/17), grabbing one rebound ... Posted three boards and scored the first points of her career against Milwaukee (11/27) ... Pulled down five rebounds versus UMass Lowell (12/6) ... Set season highs in points (seven) and rebounds (six) in Miami's victory over FIU (12/22) ... Played a season-high 12 minutes at Clemson (1/10) and attempted a season-best eight free throws ... Scored five points in just eight minutes on the road at third-ranked Notre Dame (2/14) ... Posted six points in eight minutes of play against No. 10/10 Louisville (2/25).

**High School:** Graduated from Lake Wales High School ... Ranked as a three-star recruit by espnW HoopGurlz ... FABC/Source Hoops 6A Second Team All-State and PolkPreps.com First Team All-County as a senior ... McDonald's All-American Game nominee ... As a team captain, led her team to a 19-4 record as a senior, including 9-3 in conference play ... Named First Team All-County by PolkPreps.com as a junior after averaging 16.2 points, 10.0 rebounds and 4.0 assists per game and was selected to the second team as a sophomore ... Helped her team to a regional championship game appearance as a sophomore ... Tabbed as the Region 13 5A Player of the Year as a freshman ... Earned one varsity letter in volleyball and one in track and field ... Named to the honor roll.

**Personal:** Full name is Zada Keandre Williams ... First name is pronounced ZAY-Duh ... Born Dec. 12, 1996 ... Parents are Kindreek and Andrea Williams ... Father is a teacher and mother is a guidance counselor ... Has a younger sister, Zaria ... Intends to major in chemistry on a pre-med track ... Career goal is to work in forensic science ... Favorite athlete is LeBron James ... Best sports memory is making the regional finals as a sophomore ... Chose Miami because of its blend of great academics and a great basketball experience ... Committed to Miami over Auburn, LIU, Southern Miss and Virginia Tech.

| 2016-17          |   |   |   |
|------------------|---|---|---|
| Opposition       | P | R | A |
| at Kentucky      | - | - | - |
| vs. Albany       | 0 | 3 | 0 |
| Charlotte        | 4 | 1 | 0 |
| at St. John's    | - | - | - |
| Grambling State  | 8 | 4 | 0 |
| Texas Tech       | - | - | - |
| at Ohio State    | - | - | - |
| Old Dominion     | - | - | - |
| Loyola Chicago   | - | - | - |
| at FIU           | 1 | 0 | 0 |
| Coppin State     | 2 | 3 | 0 |
| Maine            | - | - | - |
| Florida State    | - | - | - |
| at Pittsburgh    | - | - | - |
| at NC State      | - | - | - |
| Notre Dame       | - | - | - |
| Virginia Tech    | - | - | - |
| at Louisville    | - | - | - |
| at Syracuse      | - | - | - |
| North Carolina   | - | - | - |
| Boston College   | - | - | - |
| at Wake Forest   | - | - | - |
| at Florida State | - | - | - |
| Virginia         | - | - | - |
| Clemson          | - | - | - |
| at Duke          | - | - | - |
| at Virginia Tech | - | - | - |
| Georgia Tech     | - | - | - |

| 2015-16                |   |   |   |
|------------------------|---|---|---|
| Opposition             | P | R | A |
| Wright State           | - | - | - |
| Bethune-Cookman        | - | - | - |
| at Old Dominion        | 0 | 1 | 0 |
| at Loyola Chicago      | 0 | 0 | 0 |
| at Charlotte           | - | - | - |
| Milwaukee              | 2 | 3 | 1 |
| La Salle               | 2 | 0 | 0 |
| Illinois               | - | - | - |
| Coppin State           | 4 | 2 | 0 |
| UMass Lowell           | 3 | 5 | 1 |
| vs. Baylor             | 0 | 0 | 0 |
| vs. Indiana            | - | - | - |
| FIU                    | 7 | 6 | 2 |
| NC State               | 2 | 3 | 0 |
| at Virginia            | 2 | 1 | 0 |
| Pittsburgh             | 0 | 0 | 0 |
| at Clemson             | 3 | 2 | 0 |
| Wake Forest            | 2 | 3 | 0 |
| North Carolina         | 0 | 1 | 0 |
| Florida State          | - | - | - |
| at Virginia Tech       | 0 | 0 | 0 |
| Syracuse               | - | - | - |
| at Boston College      | 0 | 2 | 0 |
| Duke                   | - | - | - |
| at Georgia Tech        | - | - | - |
| at Notre Dame          | 5 | 1 | 2 |
| Virginia Tech          | 0 | 1 | 0 |
| Louisville             | 6 | 1 | 0 |
| at Florida State       | - | - | - |
| vs. Pittsburgh         | 0 | 2 | 0 |
| vs. Florida State      | - | - | - |
| vs. Notre Dame         | 0 | 0 | 0 |
| vs. South Dakota State | - | - | - |

### Williams Season / Career Highs

**Points**  
 Season: 8, vs. Grambling State, 11/25/16  
 Career: 8, vs. Grambling State, 11/25/16  
 ACC: 6, vs. Louisville, 2/26/16

**Rebounds**  
 Season: 4, vs. Grambling State, 11/25/16  
 Career: 6, vs. FIU, 12/22/15  
 ACC: 3\*, vs. Wake Forest, 1/14/16

**Assists**  
 Season: N/A  
 Career: 2\*, at Notre Dame, 2/14/16  
 ACC: 2, at Notre Dame, 2/14/16

**Steals**  
 Season: 1, vs. Albany, 11/13/16  
 Career: 2\*, at Notre Dame, 2/14/16  
 ACC: 2, at Notre Dame, 2/14/16

**Blocked Shots**  
 Season: 1, at FIU, 12/16/16  
 Career: 1\*, at FIU, 12/16/16  
 ACC: 1, vs. NC State, 12/30/15

**Field Goals Made**  
 Season: 4, vs. Grambling State, 11/25/16  
 Career: 4, vs. Grambling State, 11/25/16  
 ACC: 3, vs. Louisville, 2/26/16

**Field Goal Attempts**  
 Season: 4, vs. Grambling State, 11/25/16  
 Career: 6, vs. FIU, 12/22/15  
 ACC: 5, vs. Louisville, 2/26/16

**Free Throws Made**  
 Season: 2, vs. Charlotte, 11/16/16  
 Career: 3, at Clemson, 1/10/16  
 ACC: 3, at Clemson, 1/10/16

**Free Throw Attempts**  
 Season: 2, vs. Charlotte, 11/16/16  
 Career: 8, at Clemson, 1/10/16  
 ACC: 8, at Clemson, 1/10/16

**3-Point Field Goals Made**  
 Season: N/A  
 Career: N/A  
 ACC: N/A

**3-Point Field Goal Attempts**  
 Season: N/A  
 Career: N/A  
 ACC: N/A

**Minutes**  
 Season: 12, vs. Grambling State, 11/25/16  
 Career: 12\*, vs. Grambling State, 11/25/16  
 ACC: 12, at Clemson, 1/10/16

\* Recorded more than once with most recent listed

| CAREER STATISTICS |    |    |     |     |          |     |      |            |     |      |                |     | Rebounds |     |     |     | Scoring |    |    |     |    |     |     |     |     |
|-------------------|----|----|-----|-----|----------|-----|------|------------|-----|------|----------------|-----|----------|-----|-----|-----|---------|----|----|-----|----|-----|-----|-----|-----|
| Year              | GP | GS | Min | Avg | Total FG | FGA | Pct  | 3-Point FG | FGA | Pct  | Free Throws FT | FTA | Pct      | Off | Def | Tot | Avg     | PF | FO | Ast | TO | Blk | Stl | Pts | Avg |
| 2015-16           | 21 | 0  | 105 | 5.0 | 16       | 33  | .485 | 0          | 0   | .000 | 6              | 16  | .375     | 16  | 18  | 34  | 1.6     | 14 | 0  | 6   | 5  | 1   | 7   | 38  | 1.8 |
| 2016-17           | 5  | 0  | 27  | 5.4 | 6        | 8   | .750 | 0          | 0   | .000 | 3              | 4   | .750     | 4   | 7   | 11  | 2.2     | 3  | 0  | 0   | 3  | 1   | 1   | 15  | 3.0 |
| TOTAL             | 26 | 0  | 132 | 5.1 | 22       | 41  | .537 | 0          | 0   | .000 | 9              | 20  | .450     | 20  | 25  | 45  | 1.7     | 17 | 0  | 6   | 8  | 2   | 8   | 53  | 2.0 |





# BOX SCORES

**Official Basketball Box Score -- Game Totals -- Final Statistics**  
**#13/12 Miami vs FIU**  
**12/19/16 7:00 p.m. at Lime Court at FIU Arena (Miami, Fla.)**

**#13/12 Miami 69 • 9-1**

| #  | Player              | Total |       | 3-Ptr |       | Rebounds |     | PF | TP | A  | TO | Bk | Stl | Min. |
|----|---------------------|-------|-------|-------|-------|----------|-----|----|----|----|----|----|-----|------|
|    |                     | FG    | FGA   | FT    | FTA   | Off      | Def |    |    |    |    |    |     |      |
| 00 | Keyanna Harris      | r     | 2-5   | 1-1   | 1-2   | 1        | 4   | 5  | 1  | 6  | 1  | 2  | 1   | 23   |
| 20 | Keyona Hayes        | r     | 0-2   | 0-0   | 3-4   | 0        | 3   | 3  | 2  | 3  | 0  | 1  | 0   | 16   |
| 30 | Erykah Davenport    | c     | 2-4   | 0-0   | 0-1   | 2        | 3   | 5  | 3  | 4  | 0  | 2  | 1   | 17   |
| 03 | Jessica Thomas      | g     | 3-11  | 2-4   | 4-4   | 0        | 1   | 3  | 12 | 5  | 4  | 0  | 1   | 26   |
| 23 | Adrienne Motley     | g     | 8-13  | 2-6   | 4-5   | 0        | 5   | 5  | 2  | 22 | 2  | 0  | 0   | 31   |
| 01 | Laura Cornelius     | g     | 2-6   | 0-2   | 0-0   | 3        | 3   | 6  | 1  | 4  | 1  | 2  | 0   | 24   |
| 04 | Shaneese Bailey     | g     | 0-3   | 0-0   | 0-0   | 3        | 1   | 4  | 2  | 0  | 0  | 1  | 0   | 11   |
| 05 | Nigila Greene       | g     | 1-3   | 0-0   | 0-0   | 0        | 1   | 1  | 0  | 2  | 0  | 0  | 1   | 17   |
| 12 | Sarah Mortensen     | g     | 4-5   | 3-3   | 1-2   | 2        | 1   | 3  | 1  | 12 | 0  | 2  | 0   | 12   |
| 15 | Neydja Pethomme     | g     | 0-0   | 0-0   | 0-0   | 0        | 0   | 0  | 0  | 0  | 0  | 0  | 0   | 1    |
| 21 | Emese Hof           | g     | 0-2   | 0-0   | 1-2   | 0        | 3   | 2  | 1  | 0  | 0  | 0  | 0   | 9    |
| 22 | Zada Williams       | g     | 0-1   | 0-0   | 1-2   | 0        | 0   | 0  | 1  | 1  | 0  | 2  | 1   | 3    |
| 25 | Khalia Prather      | g     | 0-1   | 0-0   | 0-0   | 2        | 0   | 2  | 1  | 0  | 0  | 2  | 0   | 7    |
| 51 | Serena-Lynn Geldorf | g     | 1-1   | 0-0   | 0-0   | 1        | 1   | 2  | 1  | 2  | 0  | 1  | 1   | 3    |
|    | Team                |       |       |       |       | 3        | 2   | 3  |    |    |    |    |     |      |
|    | Totals              |       | 23-57 | 8-16  | 15-22 | 15       | 28  | 43 | 20 | 69 | 9  | 17 | 7   | 200  |

FG % 1st Half: 14-30 46.7% 2nd half: 9-27 33.3% Game: 23-57 40.4% Deadball Rebounds  
 3FG % 1st Half: 6-10 60.0% 2nd half: 2-6 33.3% Game: 8-16 50.0%  
 FT % 1st Half: 10-14 71.4% 2nd half: 5-8 62.5% Game: 15-22 68.2%

**FIU 49 • 1-7**

| #  | Player             | Total |       | 3-Ptr |       | Rebounds |     | PF | TP | A  | TO | Bk | Stl | Min. |
|----|--------------------|-------|-------|-------|-------|----------|-----|----|----|----|----|----|-----|------|
|    |                    | FG    | FGA   | FT    | FTA   | Off      | Def |    |    |    |    |    |     |      |
| 01 | Kiaandre'A Pound   | r     | 0-3   | 0-1   | 0-0   | 2        | 1   | 3  | 1  | 0  | 1  | 2  | 0   | 16   |
| 13 | Janka Hegedus      | r     | 5-10  | 0-0   | 3-3   | 3        | 6   | 9  | 3  | 13 | 0  | 2  | 1   | 36   |
| 15 | Kristian Hudson    | g     | 6-14  | 0-3   | 2-2   | 0        | 7   | 7  | 2  | 14 | 1  | 7  | 0   | 39   |
| 21 | Alexis Gordon      | g     | 3-8   | 2-5   | 2-2   | 0        | 2   | 2  | 3  | 10 | 0  | 1  | 0   | 24   |
| 23 | Nikolina Todorovic | g     | 0-3   | 0-0   | 0-0   | 0        | 1   | 1  | 0  | 1  | 0  | 1  | 0   | 20   |
| 03 | Tianah Alvarado    | g     | 3-9   | 1-4   | 4-6   | 0        | 3   | 3  | 11 | 2  | 2  | 0  | 0   | 26   |
| 05 | Kayla Rogers       | g     | 0-4   | 0-1   | 1-2   | 0        | 2   | 2  | 1  | 4  | 3  | 0  | 0   | 28   |
| 12 | Sydney Fields      | g     | 0-0   | 0-0   | 0-0   | 1        | 0   | 1  | 0  | 0  | 0  | 0  | 0   | 3    |
| 25 | Amari Hawkins      | g     | 0-1   | 0-0   | 0-0   | 0        | 2   | 2  | 1  | 0  | 0  | 0  | 0   | 8    |
|    | Team               |       |       |       |       | 3        | 0   | 3  |    |    |    |    |     |      |
|    | Totals             |       | 17-52 | 3-14  | 12-15 | 9        | 24  | 33 | 15 | 49 | 9  | 18 | 7   | 200  |

FG % 1st Half: 11-30 36.7% 2nd half: 6-22 27.3% Game: 17-52 32.7% Deadball Rebounds  
 3FG % 1st Half: 1-7 14.3% 2nd half: 2-7 28.6% Game: 3-14 21.4%  
 FT % 1st Half: 10-11 90.9% 2nd half: 2-4 50.0% Game: 12-15 80.0%

Officials: Sue Blauch, Laura Morris, Felicia Grinter  
 Technical fouls: #13/12 Miami-None. FIU-None.  
 Attendance: 470

| Score by periods | 1st | 2nd | 3rd | 4th | Total |
|------------------|-----|-----|-----|-----|-------|
| #13/12 Miami     | 23  | 21  | 13  | 12  | 69    |
| FIU              | 20  | 13  | 8   | 8   | 49    |

Last FG - UM 4th-00:57, FIU 4th-07:01.  
 Largest lead - UM by 21 4th-00:57, FIU by 1 1st-08:57.  
 UM led for 39:00, FIU led for 00:12, Game was tied for 00:43.

**Official Basketball Box Score -- Game Totals -- Final Statistics**  
**Coppin State vs #11/12 Miami**  
**12/19/16 5:16 p.m. at Watsco Center (Coral Gables, Fla.)**

**Coppin State 35 • 0-9**

| #  | Player               | Total |       | 3-Ptr |      | Rebounds |     | PF | TP | A  | TO | Bk | Stl | Min. |
|----|----------------------|-------|-------|-------|------|----------|-----|----|----|----|----|----|-----|------|
|    |                      | FG    | FGA   | FT    | FTA  | Off      | Def |    |    |    |    |    |     |      |
| 14 | Tiara Goode          | r     | 2-9   | 1-5   | 1-2  | 1        | 2   | 3  | 2  | 6  | 0  | 2  | 1   | 32   |
| 20 | Vanessa Neal         | r     | 1-4   | 0-1   | 0-0  | 0        | 0   | 0  | 3  | 2  | 1  | 0  | 1   | 18   |
| 23 | Chance Graham        | c     | 2-6   | 0-0   | 0-2  | 3        | 3   | 6  | 2  | 4  | 0  | 1  | 1   | 31   |
| 01 | Mia Crooms           | g     | 2-12  | 1-4   | 0-2  | 1        | 2   | 3  | 1  | 5  | 2  | 2  | 0   | 29   |
| 21 | Keena Samuels        | g     | 4-9   | 0-3   | 0-0  | 0        | 2   | 2  | 2  | 8  | 0  | 4  | 0   | 36   |
| 11 | Candice Beverly      | g     | 3-4   | 0-0   | 0-2  | 1        | 0   | 1  | 2  | 6  | 1  | 4  | 0   | 36   |
| 12 | Oluwadamilol Oloyede | g     | 0-2   | 0-0   | 1-2  | 0        | 0   | 0  | 1  | 1  | 0  | 0  | 0   | 9    |
| 24 | Alexis Taylor        | g     | 1-3   | 0-0   | 1-2  | 2        | 3   | 5  | 0  | 3  | 0  | 0  | 1   | 25   |
| 25 | Jordan Mear Pickett  | g     | 0-1   | 0-0   | 0-0  | 0        | 0   | 0  | 0  | 0  | 0  | 0  | 0   | 2    |
| 34 | Oluwaseun Adeniji    | g     | 0-0   | 0-0   | 0-0  | 0        | 0   | 0  | 0  | 0  | 0  | 0  | 0   | 2    |
|    | Team                 |       |       |       |      | 0        | 3   | 3  |    |    |    |    |     |      |
|    | Totals               |       | 15-50 | 2-13  | 3-12 | 8        | 15  | 23 | 13 | 35 | 4  | 15 | 4   | 10   |

FG % 1st Half: 10-26 38.5% 2nd half: 5-24 20.8% Game: 15-50 30.0% Deadball Rebounds  
 3FG % 1st Half: 2-8 25.0% 2nd half: 0-5 0.0% Game: 2-13 15.4%  
 FT % 1st Half: 1-4 25.0% 2nd half: 2-8 25.0% Game: 3-12 25.0%

**#11/12 Miami 75 • 10-1**

| #  | Player              | Total |       | 3-Ptr |      | Rebounds |     | PF | TP | A  | TO | Bk | Stl | Min. |
|----|---------------------|-------|-------|-------|------|----------|-----|----|----|----|----|----|-----|------|
|    |                     | FG    | FGA   | FT    | FTA  | Off      | Def |    |    |    |    |    |     |      |
| 00 | Keyanna Harris      | r     | 2-4   | 1-2   | 1-3  | 3        | 1   | 4  | 1  | 6  | 2  | 0  | 0   | 17   |
| 20 | Keyona Hayes        | r     | 2-3   | 0-1   | 0-1  | 0        | 3   | 3  | 1  | 4  | 0  | 1  | 0   | 17   |
| 30 | Erykah Davenport    | r     | 6-7   | 0-0   | 3-4  | 3        | 1   | 4  | 0  | 15 | 0  | 2  | 0   | 18   |
| 03 | Jessica Thomas      | g     | 2-8   | 1-5   | 0-0  | 0        | 2   | 2  | 0  | 5  | 5  | 3  | 0   | 24   |
| 23 | Adrienne Motley     | g     | 6-9   | 3-4   | 0-0  | 1        | 2   | 3  | 1  | 15 | 2  | 0  | 0   | 21   |
| 01 | Laura Cornelius     | g     | 2-8   | 1-5   | 0-0  | 2        | 2   | 4  | 2  | 5  | 3  | 2  | 0   | 21   |
| 04 | Shaneese Bailey     | g     | 0-2   | 0-1   | 2-2  | 1        | 2   | 3  | 1  | 2  | 2  | 0  | 1   | 14   |
| 05 | Nigila Greene       | g     | 2-7   | 1-4   | 0-0  | 0        | 1   | 1  | 1  | 5  | 1  | 2  | 0   | 19   |
| 12 | Sarah Mortensen     | g     | 2-3   | 2-3   | 0-0  | 2        | 5   | 7  | 3  | 6  | 1  | 0  | 0   | 14   |
| 15 | Neydja Pethomme     | g     | 0-0   | 0-0   | 0-0  | 0        | 0   | 0  | 0  | 0  | 0  | 2  | 1   | 0    |
| 21 | Emese Hof           | g     | 4-6   | 0-0   | 0-2  | 2        | 4   | 6  | 1  | 8  | 1  | 1  | 1   | 15   |
| 22 | Zada Williams       | g     | 1-1   | 0-0   | 0-0  | 1        | 2   | 3  | 1  | 2  | 0  | 0  | 0   | 3    |
| 25 | Khalia Prather      | g     | 0-1   | 0-0   | 0-0  | 4        | 1   | 5  | 1  | 0  | 1  | 0  | 0   | 6    |
| 51 | Serena-Lynn Geldorf | g     | 1-2   | 0-0   | 0-0  | 0        | 1   | 1  | 1  | 2  | 0  | 1  | 0   | 8    |
|    | Team                |       |       |       |      | 2        | 4   | 6  |    |    |    |    |     |      |
|    | Totals              |       | 30-61 | 9-25  | 6-12 | 21       | 31  | 52 | 14 | 75 | 19 | 16 | 1   | 9    |

FG % 1st Half: 16-34 47.1% 2nd half: 14-27 51.9% Game: 30-61 49.2% Deadball Rebounds  
 3FG % 1st Half: 4-14 28.6% 2nd half: 5-11 45.5% Game: 9-25 36.0%  
 FT % 1st Half: 3-6 50.0% 2nd half: 3-6 50.0% Game: 6-12 50.0%

Officials: Edward Sidlasky, Michael Schmidt, Nic Cappel  
 Technical fouls: Coppin State-None. #11/12 Miami-None.  
 Attendance: 601

| Score by periods | 1st | 2nd | 3rd | 4th | Total |
|------------------|-----|-----|-----|-----|-------|
| Coppin State     | 15  | 8   | 10  | 2   | 35    |
| #11/12 Miami     | 23  | 18  | 20  | 16  | 75    |

Last FG - CSUW 3rd-00:01, UM 4th-01:58. Score tied - 0 times.  
 Largest lead - CSUW None, UM led by 41 4th-01:58. Lead changed - 0 times.  
 CSUW led for 00:00, UM led for 39:39, Game was tied for 00:11.



**Miami Player High/Low Analysis (as of Dec 19, 2016)**  
All games

**Miami - INDIVIDUAL GAME HIGHS**

|                          |             |  |   |
|--------------------------|-------------|--|---|
| Points                   | 23          |  | Keyona Hayes at #9/10 Ohio State (12/01/16)     |
|                          | 22          |  | Adrienne Motley at FIU (12/16/16)               |
|                          | 22          |  | Laura Cornelius vs Texas Tech (11/27/16)        |
| Field Goals Made         | 21          |  | Jessica Thomas vs Old Dominion (12/04/16)       |
|                          | 18          |  | Keyona Hayes vs Old Dominion (12/04/16)         |
|                          | 18          |  | Jessica Thomas vs Charlotte (11/16/16)          |
| Field Goal Att.          | 9           |  | Keyona Hayes at #9/10 Ohio State (12/01/16)     |
|                          | 8           |  | Adrienne Motley at FIU (12/16/16)               |
|                          | 8           |  | Laura Cornelius vs Texas Tech (11/27/16)        |
| FG Pct (min 5 made)      | 19          |  | Adrienne Motley at #19/19 Kentucky (11/11/16)   |
|                          | 14          |  | Adrienne Motley vs Loyola Chicago (12/06/16)    |
|                          | 14          |  | Keyona Hayes at #9/10 Ohio State (12/01/16)     |
| 3-Point FG Made          | 1.000 (5-5) |  | Erykah Davenport vs Charlotte (11/16/16)        |
|                          | .857 (6-7)  |  | Erykah Davenport vs Coppin State (12/19/16)     |
|                          | 6           |  | Laura Cornelius vs Texas Tech (11/27/16)        |
| 3-Point FG Att.          | 4           |  | Nigia Greene vs Loyola Chicago (12/06/16)       |
|                          | 4           |  | Jessica Thomas vs Grambling State (11/25/16)    |
|                          | 4           |  | Adrienne Motley at #19/19 Kentucky (11/11/16)   |
|                          | 11          |  | Adrienne Motley at #19/19 Kentucky (11/11/16)   |
| 3-Pt FG Pct (min 2 made) | 10          |  | Laura Cornelius vs Texas Tech (11/27/16)        |
|                          | 1.000 (3-3) |  | Sarah Mortensen at FIU (12/16/16)               |
|                          | 1.000 (2-2) |  | Keyanna Harris at #9/10 Ohio State (12/01/16)   |
| Free Throws Made         | 13          |  | Jessica Thomas at St. John's (11/20/16)         |
|                          | 7           |  | Jessica Thomas vs Old Dominion (12/04/16)       |
|                          | 7           |  | Jessica Thomas at #9/10 Ohio State (12/01/16)   |
| Free Throw Att.          | 15          |  | Jessica Thomas at St. John's (11/20/16)         |
|                          | 10          |  | Jessica Thomas vs Old Dominion (12/04/16)       |
|                          | 1.000 (6-6) |  | Adrienne Motley at #9/10 Ohio State (12/01/16)  |
| FT Pct (min 3 made)      | 1.000 (4-4) |  | Jessica Thomas at FIU (12/16/16)                |
|                          | 1.000 (3-3) |  | Erykah Davenport vs Grambling State (11/25/16)  |
|                          | 11          |  | Keyona Hayes at St. John's (11/20/16)           |
| Rebounds                 | 10          |  | Erykah Davenport at #9/10 Ohio State (12/01/16) |
|                          | 10          |  | Keyona Hayes vs Texas Tech (11/27/16)           |
|                          | 10          |  | Keyona Hayes at #19/19 Kentucky (11/11/16)      |
|                          | 8           |  | Adrienne Motley at #9/10 Ohio State (12/01/16)  |
| Assists                  | 7           |  | Adrienne Motley vs Albany (11/13/16)            |
|                          | 7           |  | Laura Cornelius at #19/19 Kentucky (11/11/16)   |
|                          | 5           |  | Erykah Davenport vs Old Dominion (12/04/16)     |
| Steals                   | 4           |  | Keyanna Harris vs Grambling State (11/25/16)    |
|                          | 4           |  | Erykah Davenport vs Charlotte (11/16/16)        |
|                          | 3           |  | Emese Hof vs Loyola Chicago (12/06/16)          |
| Blocked Shots            | 3           |  | Adrienne Motley vs Texas Tech (11/27/16)        |
|                          | 3           |  | Jessica Thomas at St. John's (11/20/16)         |
| Turnovers                | 6           |  | Adrienne Motley vs Albany (11/13/16)            |
|                          | 5           |  | Adrienne Motley at St. John's (11/20/16)        |
|                          | 5           |  | Adrienne Motley vs Albany (11/13/16)            |
|                          | 5           |  | Keyona Hayes at #19/19 Kentucky (11/11/16)      |
|                          | 5           |  | Erykah Davenport at #9/10 Ohio State (12/01/16) |
| Fouls                    | 4           |  | Keyona Hayes at #9/10 Ohio State (12/01/16)     |
|                          | 4           |  | Laura Cornelius at #9/10 Ohio State (12/01/16)  |
|                          | 4           |  | Erykah Davenport vs Grambling State (11/25/16)  |
|                          | 4           |  | Adrienne Motley at St. John's (11/20/16)        |
|                          | 4           |  | Shaneese Bailey at St. John's (11/20/16)        |
|                          | 4           |  | Erykah Davenport vs Charlotte (11/16/16)        |



|         |    |  |
|---------|----|--|
|         | 4  | Shaneese Bailey vs Albany (11/13/16)           |
|         | 4  | Erykah Davenport at #19/19 Kentucky (11/11/16) |
| Minutes | 42 | Jessica Thomas at #9/10 Ohio State (12/01/16)  |
|         | 37 | Jessica Thomas vs Texas Tech (11/27/16)        |
|         | 35 | Keyona Hayes at #9/10 Ohio State (12/01/16)    |
|         | 35 | Jessica Thomas at St. John's (11/20/16)        |
|         | 35 | Adrienne Motley at #19/19 Kentucky (11/11/16)  |

**Miami Team High/Low Analysis (as of Dec 19, 2016)**  
All games

**Miami - TEAM GAME HIGHS**

|                       |              |                                |
|-----------------------|--------------|--------------------------------|
| POINTS                | 94           | at #9/10 Ohio State (12/01/16) |
|                       | 89           | GRAMBLING STATE (11/25/16)     |
|                       | 81           | LOYOLA CHICAGO (12/06/16)      |
|                       | 80           | CHARLOTTE (11/16/16)           |
|                       | 77           | vs Albany (11/13/16)           |
| FIELD GOALS MADE      | 35           | GRAMBLING STATE (11/25/16)     |
|                       | 33           | LOYOLA CHICAGO (12/06/16)      |
| FIELD GOAL ATTEMPTS   | 71           | LOYOLA CHICAGO (12/06/16)      |
|                       | 70           | GRAMBLING STATE (11/25/16)     |
| FIELD GOAL PERCENTAGE | .500 (35-70) | GRAMBLING STATE (11/25/16)     |
|                       | .492 (31-63) | CHARLOTTE (11/16/16)           |
| 3 PT FIELD GOALS MADE | 12           | vs Albany (11/13/16)           |
|                       | 10           | LOYOLA CHICAGO (12/06/16)      |
|                       | 10           | CHARLOTTE (11/16/16)           |
|                       | 10           | at #19/19 Kentucky (11/11/16)  |
| 3 PT FG ATTEMPTS      | 31           | LOYOLA CHICAGO (12/06/16)      |
|                       | 30           | vs Albany (11/13/16)           |
|                       | 30           | at #19/19 Kentucky (11/11/16)  |
| 3 PT FG PERCENTAGE    | .526 (10-19) | CHARLOTTE (11/16/16)           |
|                       | .500 (8-16)  | at FIU (12/16/16)              |
| FREE THROWS MADE      | 26           | at St. John's (11/20/16)       |
|                       | 25           | at #9/10 Ohio State (12/01/16) |
| FREE THROW ATTEMPTS   | 39           | at St. John's (11/20/16)       |
|                       | 32           | at #9/10 Ohio State (12/01/16) |
| FREE THROW PERCENTAGE | .781 (25-32) | at #9/10 Ohio State (12/01/16) |
|                       | .727 (8-11)  | CHARLOTTE (11/16/16)           |
| REBOUNDS              | 52           | COPPIN STATE (12/19/16)        |
|                       | 48           | LOYOLA CHICAGO (12/06/16)      |
|                       | 48           | at St. John's (11/20/16)       |
| ASSISTS               | 21           | CHARLOTTE (11/16/16)           |
|                       | 20           | LOYOLA CHICAGO (12/06/16)      |
|                       | 20           | vs Albany (11/13/16)           |
| STEALS                | 15           | LOYOLA CHICAGO (12/06/16)      |
|                       | 15           | OLD DOMINION (12/04/16)        |
|                       | 15           | vs Albany (11/13/16)           |
| BLOCKED SHOTS         | 7            | at FIU (12/16/16)              |
|                       | 7            | LOYOLA CHICAGO (12/06/16)      |
|                       | 7            | at St. John's (11/20/16)       |
| TURNOVERS             | 30           | vs Albany (11/13/16)           |
|                       | 22           | at St. John's (11/20/16)       |
| FOULS                 | 24           | at #9/10 Ohio State (12/01/16) |
|                       | 21           | CHARLOTTE (11/16/16)           |



## Miami Season Schedule/Results & Leaders (as of Dec 19, 2016) All games

| RECORD:        | OVERALL | HOME | AWAY | NEUTRAL |
|----------------|---------|------|------|---------|
| ALL GAMES      | 10-1    | 6-0  | 3-1  | 1-0     |
| CONFERENCE     | 0-0     | 0-0  | 0-0  | 0-0     |
| NON-CONFERENCE | 10-1    | 6-0  | 3-1  | 1-0     |

| Date     | Opponent             | Score     | Att. | High Points          | High Rebounds        |
|----------|----------------------|-----------|------|----------------------|----------------------|
| 11/11/16 | @at #19/19 Kentucky  | 66-82 L   | 4471 | (16)Adrienne Motley  | (10)Keyona Hayes     |
| 11/13/16 | @vs Albany           | w 77-53   | 150  | (12)Laura Cornelius  | (7)Keyona Hayes      |
| 11/16/16 | CHARLOTTE            | w 80-46   | 582  | (18)Jessica Thomas   | (9)Keyanna Harris    |
| 11/20/16 | at St. John's        | w 62-50   | 695  | (16)Erykah Davenport | (11)Keyona Hayes     |
| 11/25/16 | ^GRAMBLING STATE     | w 89-61   | 725  | (14)Jessica Thomas   | (8)Keyanna Harris    |
| 11/27/16 | ^TEXAS TECH          | w 74-56   | 722  | (22)Laura Cornelius  | (10)Keyona Hayes     |
| 12/01/16 | !at #9/10 Ohio State | Wot 94-89 | 4165 | (23)Keyona Hayes     | (10)Erykah Davenport |
| 12/04/16 | OLD DOMINION         | w 66-56   | 537  | (21)Jessica Thomas   | (7)Keyona Hayes      |
| 12/06/16 | LOYOLA CHICAGO       | w 81-43   | 4989 | (14)Nigia Greene     | (9)Erykah Davenport  |
| 12/16/16 | at FIU               | w 69-49   | 470  | (22)Adrienne Motley  | (6)Laura Cornelius   |
| 12/19/16 | #COPPIN STATE        | w 75-35   | 601  | (15)Adrienne Motley  | (7)Sarah Mortensen   |
|          |                      |           |      | (15)Erykah Davenport |                      |

\* = Conference game  
 @ = Kentucky Classic (Lexington, Ky.)  
 ^ = Miami Thanksgiving Tournament (Coral Gables, Fla.)  
 ! = ACC/Big Ten Challenge (Columbus, Ohio)  
 # = Miami Holiday Tournament (Coral Gables, Fla.)

| Attendance Summary | Games | Attend | Avg/Game |
|--------------------|-------|--------|----------|
| Home               | 6     | 8156   | 1359     |
| Away               | 4     | 9801   | 2450     |
| Neutral            | 1     | 150    | 150      |
| Total              | 11    | 18107  | 1646     |

## Miami Team Game-by-Game (as of Dec 19, 2016) All games

### TEAM STATISTICS

| Opponent            | Date     | Score     | Total   | 3-Pointers |        | Free throws |         | Rebounds |     |     |     | pf   | a   | t/o | blk | stl | pts | avg |      |
|---------------------|----------|-----------|---------|------------|--------|-------------|---------|----------|-----|-----|-----|------|-----|-----|-----|-----|-----|-----|------|
|                     |          |           |         | fg-fga     | pct    | 3fg-fga     | pct     | ft-fa    | pct | off | def |      |     |     |     |     |     |     | tot  |
| at #19/19 Kentucky  | 11/11/16 | 66-82 L   | 26-63   | .413       | 10-30  | .333        | 4-6     | .667     | 10  | 23  | 33  | 33.0 | 19  | 16  | 18  | 1   | 6   | 66  | 66.0 |
| vs Albany           | 11/13/16 | 77-53 W   | 29-64   | .453       | 12-30  | .400        | 7-12    | .583     | 22  | 24  | 46  | 39.5 | 17  | 20  | 30  | 4   | 15  | 77  | 71.5 |
| CHARLOTTE           | 11/16/16 | 80-46 W   | 31-63   | .492       | 10-19  | .526        | 8-11    | .727     | 11  | 33  | 44  | 41.0 | 21  | 21  | 16  | 2   | 14  | 80  | 74.3 |
| at St. John's       | 11/20/16 | 62-50 W   | 17-49   | .347       | 2-8    | .250        | 26-39   | .667     | 14  | 34  | 48  | 42.8 | 20  | 9   | 22  | 7   | 8   | 62  | 71.2 |
| GRAMBLING STATE     | 11/25/16 | 89-61 W   | 35-70   | .500       | 9-25   | .360        | 10-14   | .714     | 14  | 29  | 43  | 42.8 | 16  | 18  | 11  | 4   | 10  | 89  | 74.8 |
| TEXAS TECH          | 11/27/16 | 74-56 W   | 30-66   | .455       | 8-25   | .320        | 6-9     | .667     | 15  | 24  | 39  | 42.2 | 12  | 12  | 9   | 6   | 6   | 74  | 74.7 |
| at #9/10 Ohio State | 12/01/16 | 94-89 Wot | 31-67   | .463       | 7-15   | .467        | 25-32   | .781     | 10  | 30  | 40  | 41.9 | 24  | 18  | 13  | 0   | 5   | 94  | 77.4 |
| OLD DOMINION        | 12/04/16 | 66-56 W   | 22-58   | .379       | 4-11   | .364        | 18-25   | .720     | 8   | 29  | 37  | 41.2 | 18  | 13  | 15  | 4   | 15  | 66  | 76.0 |
| LOYOLA CHICAGO      | 12/06/16 | 81-43 W   | 33-71   | .465       | 10-31  | .323        | 5-10    | .500     | 17  | 31  | 48  | 42.0 | 17  | 20  | 13  | 7   | 15  | 81  | 76.6 |
| at FIU              | 12/16/16 | 69-49 W   | 23-57   | .404       | 8-16   | .500        | 15-22   | .682     | 15  | 28  | 43  | 42.1 | 20  | 9   | 17  | 7   | 7   | 69  | 75.8 |
| COPPIN STATE        | 12/19/16 | 75-35 W   | 30-61   | .492       | 9-25   | .360        | 6-12    | .500     | 21  | 31  | 52  | 43.0 | 14  | 19  | 16  | 1   | 9   | 75  | 75.7 |
| Miami               |          | 833       | 307-689 | .446       | 89-235 | .379        | 130-192 | .677     | 157 | 316 | 473 | 43.0 | 198 | 175 | 180 | 43  | 110 | 833 | 75.7 |
| Opponents           |          | 620       | 233-628 | .371       | 51-188 | .271        | 103-192 | .536     | 121 | 254 | 375 | 34.1 | 179 | 104 | 200 | 34  | 76  | 620 | 56.4 |

Games played: 11  
 Points/game: 75.7  
 FG Pct: 44.6  
 3FG Pct: 37.9  
 FT Pct: 67.7

Rebounds/game: 43.0  
 Assists/game: 15.9  
 Turnovers/game: 16.4  
 Assist/turnover ratio: 1.0  
 Steals/game: 10.0  
 Blocks/game: 3.9



## Miami Combined Team Statistics (as of Dec 19, 2016) All games

| <b>RECORD:</b> | <b>OVERALL</b> | <b>HOME</b> | <b>AWAY</b> | <b>NEUTRAL</b> |
|----------------|----------------|-------------|-------------|----------------|
| ALL GAMES      | 10-1           | 6-0         | 3-1         | 1-0            |
| CONFERENCE     | 0-0            | 0-0         | 0-0         | 0-0            |
| NON-CONFERENCE | 10-1           | 6-0         | 3-1         | 1-0            |

| #              | Player             | gp-gs | min  | avg  | Total   |      | 3-Point |      | F-Throw |       | Rebounds |     |     |      | pf  | dq | a   | to  | blk | stl | pts | avg  |
|----------------|--------------------|-------|------|------|---------|------|---------|------|---------|-------|----------|-----|-----|------|-----|----|-----|-----|-----|-----|-----|------|
|                |                    |       |      |      | fg-fga  | fg%  | 3fg-fga | 3fg% | ft-fta  | ft%   | off      | def | tot | avg  |     |    |     |     |     |     |     |      |
| 03             | Jessica Thomas     | 11-11 | 335  | 30.5 | 41-112  | .366 | 18-54   | .333 | 36-44   | .818  | 1        | 21  | 22  | 2.0  | 15  | 0  | 49  | 28  | 0   | 17  | 136 | 12.4 |
| 23             | Adrienne Motley    | 11-11 | 299  | 27.2 | 46-121  | .380 | 21-58   | .362 | 14-17   | .824  | 7        | 27  | 34  | 3.1  | 23  | 0  | 37  | 18  | 6   | 7   | 127 | 11.5 |
| 30             | Erykah Davenport   | 11-11 | 226  | 20.5 | 47-67   | .701 | 0-0     | .000 | 17-29   | .586  | 26       | 39  | 65  | 5.9  | 32  | 1  | 5   | 15  | 9   | 18  | 111 | 10.1 |
| 20             | Keyona Hayes       | 11-11 | 261  | 23.7 | 40-76   | .526 | 4-7     | .571 | 18-26   | .692  | 17       | 59  | 76  | 6.9  | 21  | 0  | 17  | 21  | 9   | 8   | 102 | 9.3  |
| 01             | Laura Cornelius    | 9-3   | 213  | 23.7 | 29-60   | .483 | 16-36   | .444 | 7-9     | .778  | 9        | 20  | 29  | 3.2  | 16  | 0  | 22  | 18  | 0   | 12  | 81  | 9.0  |
| 05             | Nigia Greene       | 11-0  | 208  | 18.9 | 28-62   | .452 | 18-42   | .429 | 4-7     | .571  | 5        | 8   | 13  | 1.2  | 5   | 0  | 10  | 10  | 2   | 11  | 78  | 7.1  |
| 00             | Keyanna Harris     | 11-8  | 234  | 21.3 | 23-62   | .371 | 5-16    | .313 | 5-12    | .417  | 23       | 32  | 55  | 5.0  | 17  | 0  | 15  | 16  | 1   | 18  | 56  | 5.1  |
| 21             | Emese Hof          | 9-0   | 90   | 10.0 | 15-37   | .405 | 0-0     | .000 | 5-11    | .455  | 12       | 21  | 33  | 3.7  | 16  | 0  | 5   | 10  | 7   | 3   | 35  | 3.9  |
| 12             | Sarah Mortensen    | 10-0  | 87   | 8.7  | 12-31   | .387 | 7-16    | .438 | 2-4     | .500  | 12       | 14  | 26  | 2.6  | 12  | 0  | 7   | 6   | 0   | 2   | 33  | 3.3  |
| 04             | Shaneese Bailey    | 11-0  | 125  | 11.4 | 12-29   | .414 | 0-6     | .000 | 11-14   | .786  | 8        | 20  | 28  | 2.5  | 18  | 0  | 6   | 17  | 1   | 7   | 35  | 3.2  |
| 22             | Zada Williams      | 5-0   | 27   | 5.4  | 6-8     | .750 | 0-0     | .000 | 3-4     | .750  | 4        | 7   | 11  | 2.2  | 3   | 0  | 0   | 3   | 1   | 1   | 15  | 3.0  |
| 51             | Serena-Lynn Geldof | 6-0   | 35   | 5.8  | 4-8     | .500 | 0-0     | .000 | 1-1     | 1.000 | 4        | 5   | 9   | 1.5  | 8   | 0  | 0   | 3   | 4   | 2   | 9   | 1.5  |
| 25             | Khaila Prather     | 11-0  | 81   | 7.4  | 4-16    | .250 | 0-0     | .000 | 7-14    | .500  | 16       | 10  | 26  | 2.4  | 12  | 0  | 0   | 10  | 3   | 4   | 15  | 1.4  |
| 15             | Neydja Petithomme  | 2-0   | 4    | 2.0  | 0-0     | .000 | 0-0     | .000 | 0-0     | .000  | 0        | 0   | 0   | 0.0  | 0   | 0  | 2   | 1   | 0   | 0   | 0   | 0.0  |
| Team           |                    |       |      |      |         |      |         |      |         |       |          | 13  | 33  | 46   |     |    |     | 4   |     |     |     |      |
| Total.....     |                    | 11    | 2225 |      | 307-689 | .446 | 89-235  | .379 | 130-192 | .677  | 157      | 316 | 473 | 43.0 | 198 | 1  | 175 | 180 | 43  | 110 | 833 | 75.7 |
| Opponents..... |                    | 11    | 2225 |      | 233-628 | .371 | 51-188  | .271 | 103-192 | .536  | 121      | 254 | 375 | 34.1 | 179 | -  | 104 | 200 | 34  | 76  | 620 | 56.4 |

| TEAM STATISTICS        | UM      | OPP     | Date       | Opponent            | Score     | Att. |
|------------------------|---------|---------|------------|---------------------|-----------|------|
| SCORING                | 833     | 620     | @ 11/11/16 | at #19/19 Kentucky  | L 66-82   | 4471 |
| Points per game        | 75.7    | 56.4    | @ 11/13/16 | vs Albany           | w 77-53   | 150  |
| Scoring margin         | +19.4   | -       | 11/16/16   | CHARLOTTE           | w 80-46   | 582  |
| FIELD GOALS-ATT        | 307-689 | 233-628 | 11/20/16   | at St. John's       | w 62-50   | 695  |
| Field goal pct         | .446    | .371    | ^ 11/25/16 | GRAMBLING STATE     | w 89-61   | 725  |
| 3 POINT FG-ATT         | 89-235  | 51-188  | ^ 11/27/16 | TEXAS TECH          | w 74-56   | 722  |
| 3-point FG pct         | .379    | .271    | ! 12/01/16 | at #9/10 Ohio State | wot 94-89 | 4165 |
| 3-pt FG made per game  | 8.1     | 4.6     | 12/04/16   | OLD DOMINION        | w 66-56   | 537  |
| FREE THROWS-ATT        | 130-192 | 103-192 | 12/06/16   | LOYOLA CHICAGO      | w 81-43   | 4989 |
| Free throw pct         | .677    | .536    | 12/16/16   | at FIU              | w 69-49   | 470  |
| F-Throws made per game | 11.8    | 9.4     | # 12/19/16 | COPPIN STATE        | w 75-35   | 601  |
| REBOUNDS               | 473     | 375     |            |                     |           |      |
| Rebounds per game      | 43.0    | 34.1    |            |                     |           |      |
| Rebounding margin      | +8.9    | -       |            |                     |           |      |
| ASSISTS                | 175     | 104     |            |                     |           |      |
| Assists per game       | 15.9    | 9.5     |            |                     |           |      |
| TURNOVERS              | 180     | 200     |            |                     |           |      |
| Turnovers per game     | 16.4    | 18.2    |            |                     |           |      |
| Turnover margin        | +1.8    | -       |            |                     |           |      |
| Assist/turnover ratio  | 1.0     | 0.5     |            |                     |           |      |
| STEALS                 | 110     | 76      |            |                     |           |      |
| Steals per game        | 10.0    | 6.9     |            |                     |           |      |
| BLOCKS                 | 43      | 34      |            |                     |           |      |
| Blocks per game        | 3.9     | 3.1     |            |                     |           |      |
| ATTENDANCE             | 8156    | 9951    |            |                     |           |      |
| Home games-Avg/Game    | 6-1359  | 4-2450  |            |                     |           |      |
| Neutral site-Avg/Game  | -       | 1-150   |            |                     |           |      |

\* = Conference game  
 @ = Kentucky Classic (Lexington, Ky.)  
 ^ = Miami Thanksgiving Tournament (Coral Gables, Fla.)  
 ! = ACC/Big Ten Challenge (Columbus, Ohio)  
 # = Miami Holiday Tournament (Coral Gables, Fla.)

| Score by Periods | 1st | 2nd | 3rd | 4th | OT | Totals |
|------------------|-----|-----|-----|-----|----|--------|
| Miami            | 210 | 195 | 218 | 200 | 10 | 833    |
| Opponents        | 157 | 134 | 171 | 153 | 5  | 620    |