

miami

CONTACT: Amy (Woodruff) LaBrie, Associate Communications Director  
 O: (305) 284-3241 | C: (813) 410-1194  
 LaBrie@miami.edu | @CanesHoops

## 2015-16 SCHEDULE

DATE	OPPONENT	RADIO	TV	TIME
Nov. 13	UT Rio Grande Valley	\$	ESPN3	W, 86-59
Nov. 16	Louisiana	^	RSN	W, 93-77

**Puerto Rico Tip-Off**

Nov. 19	vs. Mississippi State	^	ESPN2	W, 105-79
Nov. 20	vs. No. 16 Utah	\$	ESPNU	W, 90-66
Nov. 22	vs. No. 22/20 Butler	\$	ESPN2	W, 85-75
Nov. 27	[15/19] Northeastern	^	ESPN3	L, 77-78
Dec. 1	[21] at Nebraska	^	ESPNU	W, 77-72OT
Dec. 5	[21] Charlotte	\$	ESPN3	W, 88-60
Dec. 8	[17/20] RV Florida	^	ESPN2	W, 66-55
Dec. 19	[15/19] Co. of Charleston	^	FS South	W, 85-63
Dec. 22	[13/16] at La Salle	^	CBS SN	W, 95-49
Dec. 29	[13/15] Princeton	^	ESPN3	W, 76-64

Jan. 2	[13/15] Syracuse	\$	ACCN	W, 64-51
Jan. 9	[12/11] Florida State	\$	ESPN2	W, 72-59
Jan. 12	[8/9] at #13/11 Virginia	\$	ESPNU	L, 58-66
Jan. 16	[8/9] at Clemson	\$	ACCN	L, 65-76
Jan. 20	[15/14] at Boston College	\$	RSN	W, 67-53
Jan. 23	[15/14] Wake Forest	\$	ACCN	W, 77-63
Jan. 25	[15/13] No. 24/20 Duke	\$	ESPN	W, 80-69
Jan. 30	[15/13] at RV NC State	\$	ACCN	L, 69-85
Feb. 3	[17/15] RV Notre Dame	\$	ESPN2	W, 79-70
Feb. 7	[17/15] at Georgia Tech	\$	ESPNU	W, 75-68
Feb. 9	[12/11] -/RV Pittsburgh	^	ESPNU	W, 65-63
Feb. 14	[12/11] at Florida State	\$	ESPNU	W, 67-65
Feb. 17	[11/10] Virginia Tech	\$	RSN	W, 65-49
Feb. 20	[11/10] at No. 5/4 UNC	\$	CBS	L, 71-96
Feb. 22	No. 7/8 Virginia	\$	ESPN	7 p.m.
Feb. 27	No. 18/- Louisville	^	ACCN	2 p.m.
March 2	at No. 19/18 Notre Dame	\$	ESPN2	7 p.m.
March 5	at Virginia Tech	\$	ACCN	4 p.m.

**ACC Tournament, Washington, D.C.**

March 8-12 ESPN/E2/EU

Game times listed in ET and subject to change.

Home games played in the BankUnited Center

[] Miami's AP / USA TODAY ranking

RSN - Regional Sports Network ACCN - ACC Network

\$ 560 WQAM Radio ^ WHIM 1080 Radio

All ACC games on ESPN will also be available on WatchESPN

All ACC games on ACCN or RSN will also be available on ESPN3

**MIAMI HISTORY & RECORDS**

The Canes' stats, notes and almanac are online at:  
<http://gocan.es/mbbnotes>.



2015-16



**11/10 MIAMI**  
 HURRICANES  
 21-5 (10-4)

**LEADERS****Points per Game**

Sheldon McClellan, 15.8  
 Angel Rodriguez, 11.5

**Rebounds per Game**

Tonye Jekiri, 9.4

**Assists per Game**

Angel Rodriguez, 4.4

**7/8 VIRGINIA**  
 CAVALIERS  
 21-5 (10-4)

**LEADERS****Points per Game**

Malcolm Brogdon, 17.8  
 Anthony Gill, 13.8

**Rebounds per Game**

Anthony Gill, 5.8

**Assists per Game**

London Perrantes, 4.3

**SETTING THE SCENE**

**Feb. 22, 2016 | 7 p.m.**  
**BankUnited Center | Coral Gables, Fla.**

**TV:** ESPN Big Monday  
 Sean McDonough (ppx), Doris Burke (analyst)  
 Producer: Scott Matthews

**Radio:** 560 WQAM | 1020/1040 AM | Sirius 81 | XM 81  
**Web:** ESPN3 - <http://es.pn/1omt6d0>

Coach Jim Larrañaga ranks in the top 60 on the list of winningest coaches all-time, and top 15 amongst active coaches vs. major schools. After leading Miami to the 2013 NCAA Sweet 16 and winning the school's first ACC regular season and tournament championships, Larrañaga was honored as the AP, Naismith, USBWA Henry Iba, Adolph Rupp Cup and ACC Coach of the Year.

**THE GAME**

No. 11/10 Miami hosts No. 7/8 Virginia at 7 p.m. on Monday, Feb. 22 at the BankUnited Center in Coral Gables, Fla.

**THE BROADCASTS**

Catch the game on ESPN Big Monday with Sean McDonough and Doris Burke on the call. Also check out the game on 560 WQAM radio with Joe Zagacki, the Voice of the Hurricanes and on 1020/1040 AM Radio Actualidad.

**THE COACH**

Head coach Jim Larrañaga has a 582-388 overall record in his 32nd season as a head coach. He is 112-54 in his fifth season at the University of Miami, with a 51-33 mark in ACC play.

**THE POLLS** (as of Feb. 20)

AP: Miami - 11, Virginia - 7

USA TODAY: Miami - 10, Virginia - 8

KenPom.com: Miami - 15, Virginia - 2

NCAA RPI: Miami - 8, Virginia - 5

Miami's 13-consecutive weeks in the polls top the school record of 12 from 2001-02.

UM has been ranked in the AP's top 15 for 10 weeks this season, tying the school record 1959-60 season, and topping the 2012-13 season.

The Canes are ranked 12-or-better in the AP for the fourth time this season, 11th time under Coach L, 15th time since 1985-86 and 22nd time since 1959-60.

**THE WEATHER**

Game day temperatures: Coral Gables - 78/68; Charlottesville, Va., - 53/35.

**THE SERIES**

Miami is 10-8 in the all-time series against Virginia, which dates back to the 1965-66 season. The Canes are 6-1 at home against the Cavaliers, 3-6 on the road and 1-1 at neutral sites. The Canes are 1-4 against Virginia under Coach L. Miami lost the last three matchups with Virginia, including a 66-58 decision on Jan. 12, 2016.

**THE NOTE**

Senior guard Sheldon McClellan is the most efficient offensive player in the country among players used in 20 percent of possessions, and 10th overall, according to KenPom.com on Feb. 21. McClellan has posted the seventh-best shooting percentage (52.0%) in the country among guards, and has the top shooting percentage among guards in the ACC, according to stats on NCAA.org on Feb. 20. McClellan's 2-point shooting percentage is 60.3 percent this season.

**CANES IN THE POLLS IN 2015-16**

	AP	USA TODAY	NCAA RPI
Preseason	RV (48)	RV (11)	
11/16	RV (37)	RV (2)	
11/23	15	19	
11/30	21	21	
12/7	17	20	36
12/14	15	19	33
12/21	13	16	16
12/28	13	15	16
1/4	12	11	15
1/11	8	9	15
1/18	15	14	17
1/25	15	13	14
2/1	17	15	16
2/8	12	11	14
2/15	11	10	9
2/22			

**MIAMI IN THE AP POLL**

Current streak	All-Time Top 15	Top 25
13 weeks*	35	66

\*previous school record was 12-straight weeks in 2001-02

## 2015-16 ROSTER

NAME	YR.	POS.	HT.	WT.	HOMETOWN   PREVIOUS SCHOOL (S)
<b>0 Ja'Quan Newton</b>	<b>So.</b>	<b>G</b>	<b>6-2</b>	<b>180</b>	<b>Philadelphia, Pa. / Neumann-Goretti HS</b>
Knack for getting into the lane off the dribble ... Improved defensively over the summer ... Reserve point guard.					
<b>3 Anthony Lawrence, Jr.</b>	<b>Fr.</b>	<b>G</b>	<b>6-7</b>	<b>210</b>	<b>St. Petersburg, Fla. / Lakewood Senior</b>
Athletic and can attack the basket with authority ... Son of a high school coach ... PG in high school, small forward at Miami.					
<b>5 Davon Reed</b>	<b>Jr.</b>	<b>G</b>	<b>6-6</b>	<b>210</b>	<b>Ewing, N.J. / Princeton Day School (N.J.)</b>
2015 NIT All-Tournament Team ... Can knock down a three or take it to the rim with authority ... Guards multiple positions.					
<b>10 Sheldon McClellan</b>	<b>RSr.</b>	<b>G</b>	<b>6-5</b>	<b>200</b>	<b>Houston, Texas / Texas / Bellaire</b>
Jerry West Award, Naismith Trophy and Robertson Trophy watch lists ... 2015 NIT All-Tournament Team ... 2015 ACSMA All-ACC H.M.					
<b>12 James Palmer</b>	<b>So.</b>	<b>G</b>	<b>6-5</b>	<b>202</b>	<b>Washington, D.C. / St. John's College HS</b>
Can play positions 1-4 ... Good pull-up jumper and can make 3-pointers ... Knocked down 5-of-5 3-point attempts at Virginia Tech in 2015.					
<b>13 Angel Rodriguez</b>	<b>RSr.</b>	<b>G</b>	<b>5-11</b>	<b>185</b>	<b>Cupey, P.R. / Kansas State / Dr. Krop HS</b>
Puerto Rico Tip-Off MVP ... 2015 ACSMA All-ACC H.M. ... Floor general ... Vocal and physical leader.					
<b>15 Ebuka Izundu</b>	<b>Fr.</b>	<b>C</b>	<b>6-10</b>	<b>210</b>	<b>Charlotte, N.C. / Victory Christian Center / Nigeria</b>
6-foot-10-inches tall, with 7-3 wingspan ... Great touch around the basket ... Moved to U.S. in 2013 to pursue basketball career.					
<b>20 Mike Robinson</b>	<b>Fr.</b>	<b>G</b>	<b>5-10</b>	<b>170</b>	<b>New Britain, Conn. / New Britain HS</b>
Team's student manager turned walk on ... Played basketball, football and was on track team in high school ... Good quickness.					
<b>21 Kamari Murphy</b>	<b>RJr.</b>	<b>F</b>	<b>6-8</b>	<b>220</b>	<b>Brooklyn, N.Y. / Oklahoma State / IMG / Lincoln HS</b>
Explosive athlete with pogo-stick type hops ... Takes pride in defense ... Can guard positions 1-5 ... Great straight-line driver.					
<b>23 Tonye Jekiri</b>	<b>Sr.</b>	<b>C</b>	<b>7-0</b>	<b>248</b>	<b>Hialeah, Fla. / Champagnat Catholic School / Nigeria</b>
ACC Player of the Week, Nov. 23 ... Led league with 10.9 rebounds in ACC games and 9.9 rpg in all games, 2015 ... ACC All-Defensive Team.					
<b>33 Ivan Cruz Uceda</b>	<b>Sr.</b>	<b>F</b>	<b>6-10</b>	<b>217</b>	<b>Madrid, Spain / Harcum College (Pa.)</b>
Transformed body losing 20 pounds and dropping body fat from 24% to 9% in summer of 2015 ... Inside-outside player ... Great shooter.					
<b>35 Chris Stowell</b>	<b>So.</b>	<b>F</b>	<b>6-6</b>	<b>190</b>	<b>Exeter, N.H. / Tilton School (N.H.) / Exeter HS</b>
Walk on with good athleticism ... Continuously improving his strength ... Speaks English, Spanish, some Italian, Russian, Chinese & Hebrew.					

## REDSHIRT (Will sit 2015-16 season after transferring from San Jose State)

<b>1 Rashad Muhammad*</b>	<b>Jr.</b>	<b>G</b>	<b>6-6</b>	<b>160</b>	<b>Las Vegas, Nev. / San Jose State / Bishop Gorman HS</b>
Big-time scorer with deep range ... Led SJSU in scoring two-straight seasons, 13.9 ppg as a sophomore and 13.2 ppg as a rookie.					

## LARRAÑAGA BY THE NUMBERS

5 - Coach Jim Larrañaga is one of five ACC coaches with a Final Four appearance to his credit. In 2006, Larrañaga became the first coach at a mid-major school to take his team to the NCAA Final Four in 27 years.

6 - In 31 years of coaching, Jim Larrañaga has a winning record in the NCAA Tournament, a 7-5 mark in six appearances.

7 - Larrañaga is no stranger to the ACC. In his seven seasons as an assistant coach at Virginia, the Cavaliers participated in the NCAA Final Four in 1981 and 1984, won three ACC Championships and finished in the Top 5 of the rankings.

10 - The 2015-16 marks the 10th anniversary of Larrañaga's Cinderella run to the 2006 NCAA Final Four with George Mason. Both associate head coach Chris Caputo and director of operations James Johnson were on that GMU staff.

15 - Larrañaga has made 15 postseason appearances in the past 26 years, including six NCAA tournaments.

32 - Larrañaga is in his 32nd year as a head coach and has successfully transitioned three institutions into successful programs: Miami, Bowling Green and George Mason.

500 - Coach L is one of five ACC coaches with 500 or more wins.

## LARRAÑAGA - WHY MIAMI?

Along with returning to the best basketball conference in the country, Coach L had a few personal reasons for accepting the head coaching job at Miami. Coach's grandfather was from Cuba, where he produced the Larrañaga [lare-en-YAH-ga] cigar. Coach's father was raised in Key West before moving to The Bronx, N.Y., getting married and raising six children. Coach L was raised in The Bronx, but vacationed to Florida as a boy. He also has owned a house in Sarasota - which he bought from Dick Vitale's daughter - and three of his siblings have retired to Florida.

## LAST TIME OUT - #5/4 NORTH CAROLINA 96, #11/10 MIAMI 71

With its 96-71 loss to North Carolina Saturday afternoon, Miami fell to 21-5 overall and 10-4 in ACC play. The loss snapped a five-game winning streak for the Hurricanes ... Miami is now 6-20 in the all-time series against North Carolina, which dates back to the 1949-1950 season. The Hurricanes fall to 3-10 on the road in the all-time series, and 4-4 under Coach Jim Larrañaga ... Miami trailed 42-33 at halftime - it was just the eighth time this season Miami trailed at half, and sixth time in ACC play. The Hurricanes fell to 4-4 when trailing at halftime, and 3-3 in ACC play ... Miami had four players in double figures against the Tar Heels: Angel Rodriguez (12 points), Anthony Lawrence, Jr. (11 points), Sheldon McClellan (10 points) and Ivan Cruz Uceda (10 points) ... Angel Rodriguez led the team in scoring for the second straight game. Three days after scoring 14 in a win over Virginia Tech, Rodriguez had 12 points for Miami ... With 10 points against the Tar Heels, senior guard Sheldon McClellan had double-digit points for the 14th straight game and for the 23rd time this season. The last contest McClellan did not reach double figures was Dec. 29 against Princeton ... Freshman center Ebuka Izundu totaled six points, his most since scoring six at La Salle on Dec. 22 ... Senior forward Ivan Cruz Uceda scored 12 points on 5-for-7 shooting - his sixth double-digit point total of the season and first since scoring 20 at La Salle on Dec. 22 ... Freshman Anthony Lawrence, Jr. had 11 points for the Hurricanes, marking the fifth double-digit point total of his young career and second in the last six games.

## MIAMI POSTS 20-WIN SEASON

Coach Jim Larrañaga has posted his fourth 20-win season in five years at The U, and his 10th career 20-win season. This is Miami's seventh 20-win season since joining the ACC for the 2004-05 campaign. Larrañaga is just the second coach in Miami history with four 20-win seasons, joining Bruce Hale (1954-67).

## TEN ACC WINS FOR THE THIRD TIME UNDER COACH L

Miami has won 10 games in ACC play. In five seasons under Coach Jim Larrañaga, the Canes have won seven-or-more ACC games each season. Prior to the arrival of Coach L, Miami had never won 10 ACC games in a season.

## PRONUNCIATIONS

## Players

33 Ivan Cruz Uceda	E-von Cruise Ew-say-duh
15 Ebuka Izundu	E-boo-kuh E-zoon-do
23 Tonye Jekiri	Tahn-yay Jah-kEEr-EE
21 Kamari Murphy	Kuh-mar-EE
0 Ja'Quan Newton	Juh-Quan
5 Davon Reed	Day-von
35 Chris Stowell	Stole

## Coaches

Jim Larrañaga	LARE-uh-NAY-guh
Chris Caputo	Ca-poo-toe

## Locations

Cupey, P.R.	kew-pay
Champagnat School	schomp-un-yaht

## CLASS BREAKDOWN

<b>Seniors</b>	Ivan Cruz Uceda, Tonye Jekiri, Sheldon McClellan, Angel Rodriguez
<b>Juniors</b>	Kamari Murphy, Davon Reed, Rashad Muhammad (RS)
<b>Sophomores</b>	Ja'Quan Newton, James Palmer, Chris Stowell
<b>Freshmen</b>	Ebuka Izundu, Anthony Lawrence, Mike Robinson

## GEOGRAPHIC BREAKDOWN

<b>Nigeria</b>	Tonye Jekiri Ebuka Izundu
<b>Puerto Rico</b>	Angel Rodriguez
<b>Spain</b>	Ivan Cruz Uceda
<b>United States</b>	
<b>Connecticut</b>	Mike Robinson
<b>Florida</b>	Anthony Lawrence, Jr.
<b>Nevada</b>	Rashad Muhammad
<b>New Hampshire</b>	Chris Stowell
<b>New Jersey</b>	Davon Reed
<b>New York</b>	Kamari Murphy
<b>Pennsylvania</b>	Ja'Quan Newton
<b>Texas</b>	Sheldon McClellan
<b>Washington, D.C.</b>	James Palmer

## PRESEASON

October 2015

1. North Carolina	North Carolina	11-3	22-5
2. Virginia	<b>Miami</b>	<b>10-4</b>	<b>21-5</b>
3. Duke	Virginia	10-4	21-5
4. Notre Dame	Louisville	10-4	21-6
5. Miami	Duke	9-5	20-7
6. Florida State	Notre Dame	9-5	18-8
7. Louisville	Clemson	9-6	16-11
8. NC State	Pitt	8-6	19-7
9. Syracuse	Syracuse	8-7	18-10
10. Pitt	Virginia Tech	6-8	14-13
11. Wake Forest	Florida State	6-9	16-11
12. Clemson	Georgia Tech	5-9	15-12
13. Georgia Tech	NC State	4-10	14-13
14. Virginia Tech	Wake Forest	1-13	10-16
15. Boston College	Boston College	0-13	7-19

## ACC RANKINGS

Feb. 21, 2016

## SERIES VS. VIRGINIA

Overall	Miami leads 10-8
Games at Miami	6-1
Games at Virginia	3-6
Games on neutral courts	1-1
Current streak	Virginia won 3
Last meeting	Jan. 12, 2016, L, 58-66
Last Miami win	Feb. 19, 2013, 54-50
Last Virginia win	Jan. 12, 2016, 58-66
Larrañaga at UM vs. Virginia	1-4
Larrañaga all-time vs. Virginia	1-5

## MIAMI AS A RANKED TEAM VS. OPPONENTS

Ranked by either or both polls

## WHILE RANKED IN TOP 25 ALL-TIME

Overall	95-40
Overtime + 2OT	5-1
Single Overtime	4-1
Double Overtime	1-0

## WHILE RANKED SINCE REBIRTH (1985-86)

Overall	77-34
Overtime + 2OT	3-1
Single Overtime	2-1
Double Overtime	1-0

## WHILE RANKED SINCE JOINING ACC ('04-05)

Overall	47-20
Overtime + 2OT	1-1
Single Overtime	1-1
Double Overtime	0-0
In top 5	12-4
In top 15 (in at least one poll)	28-10

## WHILE RANKED UNDER COACH L

Overall	36-13
Overtime + 2OT	1-0
Single Overtime	1-0
Double Overtime	0-0
In top 5	12-4
In top 15 (in at least one poll)	28-10

## EYEING MILESTONES - UM RECORD BOOK

## Career Blocks

1. Contantin Popa, 1991-95	263
7. Dennis Burns, 1985-89	123
8. Tonye Jekiri, 2012-p	122

## Career Rebounds

3. Harry Manushaw, 1958-61	914
4. Mike McCoy, 1960-63	857
5. Tim James, 1995-99	856
6. Eric Brown, 1985-89	855
7. Tonye Jekiri, 2012-p	846

## 20-POINT GAMES IN 2015-16

27 - Sheldon McClellan vs. #16 Utah, 11-20-15
24 - Sheldon McClellan vs. Florida, 12-8-15
22 - Sheldon McClellan at Georgia Tech, 2-7-16
22 - Sheldon McClellan vs. Syracuse, 1-2-16
21 - Sheldon McClellan vs. #24/20 Duke, 1-25-16
21 - Sheldon McClellan vs. Florida State, 1-9-16
20 - Sheldon McClellan at Florida State, 2-15-16
20 - Tonye Jekiri vs. #16 Utah, 11-20-15
20 - Ja'Quan Newton vs. Charleston, 12-19-15
20 - Ivan Cruz Uceda at La Salle, 12-22-15

## DOUBLE-DOUBLES IN 2015-16

## Tonye Jekiri

20p, 12r - vs #16 Utah, 11-20-15
12p, 12r - vs. #22/20 Butler, 11-22-15
10p, 14r - at La Salle, 12-22-15
10p, 10r - vs. Pittsburgh, 2-9-16

## Angel Rodriguez

13p, 11a - vs. Duke, 1-25-16
------------------------------

## CANES FACE FOUR-STRAIGHT TOP 25 TEAMS

Miami will face four top 25 teams over 12 days, including two top-10 teams within 54 hours. The Canes opened the stretch at No. 11/10 North Carolina Saturday now turn around to host No. 7/8 Virginia for ESPN Big Monday. Miami will then play No. 18 Louisville a week from Saturday, and travel to Indiana to play No. 19/18 Notre Dame on March 2.

## CANES AGAINST RANKED TEAMS

In five games against ranked teams, Miami is 3-2 with wins over No. 16 Utah, No. 20/22 Butler, and No. 24/20 Duke, and losses to No. 13/11 Virginia and No. 5/4 North Carolina. In those games, Sheldon McClellan averages 15.8 points per game, hitting 56.5 percent from the field. Angel Rodriguez averages 14.4 points and 4.8 assists while Tonye Jekiri records 10.0 points and 9.0 rebounds per game. Complete stats against ranked teams are on page eight.

## MCLELLAN MOST EFFICIENT PLAYER IN THE NATION

Sheldon McClellan is the most efficient offensive player in the nation, among players with 20 percent-or-more possessions used, according to KenPom.com. He is also the most efficient player in the ACC overall, and No. 10 in the nation. McClellan is sixth in the ACC in 2-point field goal percentage (60.3), third in true shooting percentage (64.7) and seventh in free throw percentage (86.4). He is also seventh in the ACC in turnover rate (10.7).

The Houston native is currently on three national player of the year midseason watch lists: Naismith Trophy Men's College Player of the Year, Oscar Robertson Trophy for Men's National Player of the Year and Jerry West Shooting Guard of the Year Award.

## CANES 12TH IN NATION IN FT PERCENTAGE

Miami ranks 18th in the nation in free throw percentage, connecting on 441-of-587 (75.1%) shots at the free throw line. UM averages 17.0 points per game at the line, and has posted a +10.3 scoring margin overall this season. The Canes have drawn 505 fouls, while committing only 437, which ranks UM No. 24 in the country in fewest fouls. Opponents have just 423 attempts at the charity stripe.

## MIAMI AND ACC TEAMS IN KENPOM RANKINGS

As of Feb. 21, Miami is one of five ACC teams that rank in the KenPom top 21. Eight ACC teams are in the KenPom top 50.

Five ACC teams are in the top 21 of KenPom.com's offensive efficiency ratings: 1 Notre Dame, 2 Duke, 5 North Carolina, 14 Virginia and 21 Miami.

Three ACC teams are in the top 35 of KenPom.com's defensive efficiency ratings: 1 Louisville, 6 Virginia, 34 Miami.

The Canes are one of nine teams in the country to rank in the top 34 in both offensive and defensive efficiency.

## NEWTON BEST SIXTH MAN IN THE COUNTRY

Dick Vitale has lauded Miami sophomore Ja'Quan Newton as the "best sixth man in the country." Newton has immensely improved his stats from last year, and has scored in double digits 18 times this season.

	GP	PPG	FG%	3FG	FT%	10+Pts	Reb	Ast	MPG	Stl
2015-16	25	11.1	46.9	9/25	73.5	18	65	62	22.5	22
2014-15	34	4.0	40.5	4/10	64.1	4	43	47	13.5	8

In nine ACC victories Newton has played in (not vs. VT), he has averaged 12.0 points and 2.3 assists per game, hitting 51.4 percent from the field. In the Canes' three losses he has put up 8.0 points and 1.3 assists per outing, knocking down 30.8 percent of his shots.



Tonye Jekiri

ALL GAMES	Lineup with Jekiri	Without Jekiri	Difference
Plus/Minus	217	49	168
Points Allowed, Per 40 Minutes	61	76.7	-15.7

ACC GAMES	Lineup with Jekiri	Without Jekiri	Difference
Plus/Minus	52	-12	64
Points Allowed, Per 40 Minutes	60.1	76.1	-16

\*stats as of Feb. 19

	FG	3FG	FT	180 player
Sheldon McClellan	52.0	40.4	87.2	179.6
Grayson Allen	48.4	41.7	84.3	174.4
Malcolm Brogdon	46.5	40.0	87.6	174.1

KenPom.com	Efficiency (Rank)	True Shoot%	ORating	2FG%	TO Rate
Sheldon McClellan	10	66.6	131.1	59.9	10.0
Grayson Allen	16	63.4	129.0	52.9	12.5
Malcolm Brogdon	NR	59.2	119.1	50.7	10.9

	Points Per Possession	National Rank*
Sheldon McClellan	1.2	1 in major conferences
Buddy Hield	1.16	4th in major conferences
Brice Johnson	1.146	2nd in ACC

\* minimum 320 possessions



Sheldon McClellan

## UM SINCE JOINING THE ACC IN 2004-05

Season	Overall	ACC W-L	ACC Rank/Seed	ACC T	Post Season
2004-05	16-13	7-9	t6 / 6	0-1	NIT 0-1
2005-06	18-16	7-9	t7 / 8	1-1	NIT 2-1
2006-07	12-20	4-12	12 / 12	1-1	
2007-08	23-11	8-8	t5 / 5	1-1	NCAA 1-1
2008-09	19-13	7-9	t7 / 9	0-1	NIT 1-1
2009-10	20-13	4-12	12 / 12	2-1	
2010-11	21-15	6-10	9 / 9	1-1	NIT 2-1
2011-12	20-13	9-7	t4 / 6	1-1	NIT 1-1
2012-13	29-7	15-3	1 / 1	3-0	NCAA 2-1
2013-14	17-16	7-11	10 / 10	1-1	
2014-15	25-13	10-8	6 / 6	1-1	NIT 4-1
2015-16	21-5	10-4			

SINCE THE ARRIVAL OF COACH L IN 2011-12 ...  
(only includes teams while in the ACC, not with previous conference affiliations)

## (AS OF 2014-15 STATS)

- Miami won ACC regular season and ACC tournament championships in 2013.
- Miami has 29 overall road wins, the most in the conference, leading 28 from North Carolina and Virginia and 26 from Duke.
- Miami has posted a 7-5 combined record against Duke (3-2) and North Carolina (4-3).
- Miami has the fourth-most ACC wins (41) in league play, behind Duke (55), Virginia (52) and North Carolina (50).
- Miami has the fourth-most ACC road wins (19) in league play, behind Duke (24), North Carolina (23) and Virginia (21).
- Miami is tied for the fourth-most ACC home wins (22), behind Duke and Virginia (31), North Carolina (27) and tied with Florida State and NC State (22).
- Miami is one of four schools with six or more wins in the ACC Tournament: North Carolina 7, NC State 7, Miami 6, Florida State 6.
- Miami is one of six ACC schools with a winning record in the NCAA tournament: Duke, Louisville, Miami, North Carolina, NC State, Notre Dame.
- Miami's seeds in the ACC Tournament have been No. 1, No. 6 (2x) and No. 10.
- Miami is one of 10 ACC teams to make an NCAA tournament appearance.
- Miami played in the championship game of the NIT in 2015.
- One ACC Coach of the Year, one ACC Player of the Year, ACC Defensive Player of the Year, one ACC Tournament MVP, four ACC All-Tournament, one first-team All-ACC, one second-team All-ACC, three third-team All-ACC, five honorable mention All-ACC, one ACC All-Rookie Team and four ACC All-Defensive Team selections.
- Miami has the most lopsided win over Duke (27 points) and second-most lopsided wins over Boston College (27 points), North Carolina (26 points) and Florida State (24 points) of any ACC team.
- Miami has won eight ACC games by 20 or more points: Boston College (27, 22, 22 and 21), Duke (27), North Carolina (26), Florida State (24) and Virginia Tech (24).

## IN THE FOUR YEARS PRIOR TO THE ARRIVAL OF COACH L (2007-11) ...

- Miami posted the ninth-most ACC wins (25) in the league, ahead of NC State (20), Virginia (21) and Georgia Tech (21).
- Miami recorded 83 overall wins, tied for sixth-most in the ACC.
- Miami's seeds in the ACC Tournament were No. 5, No. 9 (2x) and No. 12.
- Miami was 1-12 combined against Duke and UNC.
- Miami had one first-team All-ACC, one third-team All-ACC, one honorable mention All-ACC, one ACC All-Rookie Team and one ACC Tournament Team selection.



## UM COMMUNICATIONS

<b>MBB Contact</b>	<b>Amy (Woodruff) LaBrie</b>
	Associate Director of Communications
<b>Work/Cell</b>	(305) 284-3241 / (813) 410-1194
<b>E-mail</b>	LaBrie@miami.edu
<b>Ass't AD for Communications</b>	Tom Symonds
<b>Website</b>	www.HurricaneSports.com

## 2015-16 UM QUICK FACTS

<b>Location</b>	Coral Gables, Fla.
<b>Stadium</b>	BankUnited Center
<b>Press Row</b>	305-284-2111
<b>Capacity</b>	7,972
<b>Enrollment</b>	16,188
<b>Founded</b>	1925
<b>Colors</b>	Orange, Green, White
<b>Nickname</b>	Hurricanes
<b>Mascot</b>	Sebastian the Ibis
<b>Conference</b>	Atlantic Coast
<b>President</b>	Dr. Julio Frenk
<b>Director of Athletics</b>	Blake James
<b>Address</b>	5821 San Amaro Drive Coral Gables, FL 33146

<b>2014-15 Overall Record</b>	25-13
<b>Home/Away/Neutral</b>	12-6 / 8-4 / 5-3
<b>2014-15 ACC Record / Finish</b>	10-8 / t-6th
<b>Scholarship Players Returning / Lost</b>	7 / 3
<b>Newcomers</b>	3

<b>Head Coach</b>	Jim Larrañaga
<b>Alma Mater</b>	Providence, 1971
<b>Record at UM</b>	112-54 / 5th season
<b>Overall Record</b>	582-388 / 32nd season
<b>Chris Caputo</b>	Westfield (Mass.) State, '02
<b>Jamal Brunt</b>	Randolph-Macon, '03
<b>Adam Fisher</b>	Penn State, '06, '09
<b>James Johnson</b>	Director of Operations
<b>Jaime Vathielil</b>	Assoc. Director of Operations
<b>Jason Robey</b>	Athletic Trainer
<b>Steve Felde</b>	Strength & Conditioning Coach

## HISTORY

<b>First Season of Basketball</b>	1926
<b>Overall All-Time Record</b>	984-724
<b>Year UM Joined ACC</b>	2004-05
<b>NCAA Appearances</b>	Seven (6-7)
	1960, 1998, 1999, 2000, 2002, 2008, 2013
<b>Last NCAA Appearance</b>	L, 71-61
	Sweet 16 vs. Marquette, 2013
<b>NIT Appearances</b>	12 (11-12)
	1961, 1963, 1964, 1995, 1997,
	2001, 2005, 2006, 2009, 2011, 2015
<b>Last NIT Appearance (2011)</b>	L, 66-64 (ot)
	Championship vs. Stanford, 2015

## COMMUNICATIONS POLICIES

All interview requests for assistant coaches or athletics department staff members must be approved and cleared by Amy (Woodruff) LaBrie in the UM Communications office. Credential requests are taken via e-mail to LaBrie (LaBrie@miami.edu). Any misuse of credentials will result in removal from the BankUnited Center and the permanent voiding of the credential. The UM locker room is closed at all times. For home games, Coach L and at least one Hurricane player will report to the media room for interviews following the opposing team's press conference.

## QUICK HITS - ACC GAMES ONLY

- The Canes average 30.7 points per game in the paint, including 42 paint points against both Duke and Boston College.
- Four Hurricanes are averaging at least 10.0 points per game.
- Four Canes pull down at least 3.0 rebounds per game.
- Six players are averaging at least 23.0 minutes per game.

## IN ACC GAMES

- Ja'Quan Newton has scored in double digits in eight of the 13 games he has played. He has an assist in every game, and multiple assists in eight games. He has grabbed four-plus rebounds in seven games.
- Anthony Lawrence, Jr. has recorded at least one block in six of the last seven games. He has scored in six-straight games after scoring only four total points over two games the first eight ACC outings.
- Davon Reed has scored in double digits in nine outings. He has hit a 3-pointer in nine games, and multiple threes in six contests. He has grabbed four-or-more rebounds in 11 outings. He has a steal in 10 of the last 13 games.
- Sheldon McClellan has scored 10+ points in all 14 ACC outings. He has drained at least two shots from long range in five of the last seven games. He has an assist in nine games and multiple handouts in seven outings. He has a steal in eight games, with a trio in three outings. McClellan has hit four-or-more free throws in 10 games.
- Angel Rodriguez has three-or-more assists in 12 outings. He has scored in double digits 10 times. Rodriguez has five-plus steals three times. He has hit multiple threes in seven outings.
- Kamari Murphy has grabbed five-or-more rebounds in 10 games.
- Tonye Jekiri grabbed double-digit rebounds seven times. Jekiri has played at least 23 minutes in all 14 league games. He has a steal in five-straight games.

## INDIVIDUAL QUICK HITS IN ALL GAMES

- Ja'Quan Newton has scored double-digit points in 18 games after only scoring 10+ in four games as a rookie. He has already scored 277 points as a sophomore, after tallying 135 points in 34 games a season ago.
- After scoring four points in seven ACC appearances (39 total minutes), Anthony Lawrence, Jr. notched 18 points vs. Notre Dame in 21 minutes.
- Sheldon McClellan has scored 20+ points in seven outings and 14+ points in 18 games. He has scored 10+ in every ACC game, and 20+ in five league outings.
- Tonye Jekiri has pulled down at least 10 rebounds in 15 games, including eight games with 12-or-more.

## MIAMI MEN'S AND WOMEN'S HOOPS ARE NATIONALLY RANKED

Both Canes basketball teams are currently ranked in the top 25 polls as the men are No. 11/10 and the women are No. 18/17. Miami is one of three schools in the top 18 in both men's and women's basketball: Kentucky, Maryland and Miami. Canes baseball is ranked No. 6, women's tennis is No. 12 and track is No. 16.

## DOUBLE-DOUBLES

## Tonye Jekiri

- 12p, 10r - vs Providence, 12-22-14
- 13p, 15r - Boston College, 01-10-15
- 10p, 10r - at #4/4 Duke, 01-13-15
- 13p, 15r - at Syracuse, 01-24-15
- 10p, 10r - #9/8 Louisville 02-03-15
- 12p, 15r - at Boston College, 02-16-15
- 15p, 15r - Virginia Tech, 02-18-15
- 13p, 15r - at #12 Louisville, 02-21-15
- 12p, 11r - Florida State, 02-25-15
- 10p, 11r - at Pittsburgh, 03-04-15
- 11p, 11r - vs. Notre Dame, 03-12-15
- 20p, 12r - vs #16 Utah, 11-20-15
- 12p, 12r - vs. #22/20 Butler, 11-22-15
- 10p, 14r - at La Salle, 12-22-15
- 10p, 10r - vs. Pittsburgh, 2-9-16

## Sheldon McClellan

- 31p, 11r - at Charlotte, 11-25-14
- 16p, 10r - NC State, 01-22-15
- 16p, 11r - vs. Temple, 03-31-15
- Davon Reed**
- 10p, 12r - at Richmond, 03-24-15

## Angel Rodriguez

- 13p, 11a - vs. #24/20 Duke, 1-25-16

## 20-POINT GAMES BY CURRENT PLAYERS

- 31 - Sheldon McClellan at Charlotte, 11-25-14
- 27 - Sheldon McClellan vs. #16 Utah, 11-20-15
- 25 - Angel Rodriguez vs Florida State, 2-25-15
- 25 - Angel Rodriguez vs #3 Virginia, 1-3-15
- 24 - Sheldon McClellan vs. Florida, 12-15-15
- 24 - Sheldon McClellan at Boston College, 2-16-15
- 24 - Angel Rodriguez at #4 Duke, 1-13-15
- 24 - Angel Rodriguez at #8/7 Florida, 11-17-14
- 22 - Sheldon McClellan at Georgia Tech, 2-7-16
- 22 - Sheldon McClellan vs. Syracuse, 1-2-16
- 21 - Sheldon McClellan vs. #24/20 Duke, 1-25-16
- 21 - Sheldon McClellan vs. Florida State, 1-9-16
- 21 - Sheldon McClellan vs Virginia Tech, 2-18-15
- 20 - Tonye Jekiri vs. #16 Utah, 11-20-15
- 20 - Sheldon McClellan at Pittsburgh, 3-4-15
- 20 - Ja'Quan Newton vs. Co. of Charleston, 12-19-15
- 20 - Ivan Cruz Uceda at La Salle, 12-22-15
- 20 - Sheldon McClellan at Florida State, 2-15-16

## FIRSTS UNDER JIM LARRAÑAGA AT MIAMI

- First game: Nov. 11, 2011 vs. Tennessee Tech. W, 69-58.
- First starting lineup: Malcolm Grant, Durand Scott, Garrius Adams, Erik Swoope, Kenny Kadji.
- First opening tip: Miami — Kenny Kadji.
- First UM FG: 18:38, Durand Scott, 3-pointer.
- First lead: 18:38, 3-0.
- First halftime score: Tennessee Tech 32, Miami 27.
- First win: Nov. 11, 2011. Miami 69, Tennessee Tech 58.
- Attendance at first game: 3,600.
- First loss: Nov. 25, 2011 at Ole Miss, 64-61 (OT).
- First road win: Dec. 22, 2011 at Charlotte, 76-61.
- First ACC game: Jan. 7, 2012 at Virginia, L, 52-51.
- First ACC win: Jan. 18, 2012 vs. Clemson, 76-73.
- First ACC regular season title: 2012-13.
- First NIT championship game appearance: April 2, 2015.

## JIM LARRAÑAGA = PROGRAM CHANGER

## In Coach L's Four Seasons at Miami ...

- ACC Regular Season and Tournament Championships
- .650 winning percentage
- Three 20-win seasons in four years
- Three postseason appearances with seven victories
- 15 ACC wins in 2013
- One All-American

## Seven Seasons before Coach L at UM ...

- .561 winning percentage
- Best conference finish was fifth place
- One NCAA Tournament appearance
- Most ACC wins in a season was eight

## In Coach L's 14 Seasons at George Mason ...

- .626 winning percentage
- 13-straight winning seasons
- A Final Four appearance
- Five trips to the NCAA Tournament
- Nine postseason appearances
- First national ranking
- First appearance in top 10
- First wins over top 10 teams
- Winningest coach in league history

## Seven Seasons before Coach L at GMU...

- .340 winning percentage
- Seven-straight losing seasons
- Zero postseason appearances
- Worst team in the CAA

## PRO CANES

James Jones	Cleveland Cavaliers (NBA)
Shane Larkin	Brooklyn Nets (NBA)
Jimmy Graham	Seattle Seahawks (NFL)
Erik Swoope	Indianapolis Colts (NFL)
Adrian Thomas	Bakersfield Jam (D-League)

Garrius Adams	STB Le Havre (France)
Brian Asbury	JL Bourg (France)
Rion Brown	Basic-Fit Brussels (Belgium)
Guillermo Diaz	Capitanes de Arecibo (Puerto Rico)
Julian Gamble	Basic-Fit Brussels (Belgium)
Lawrence Gilbert	CSU Atlassib Sibiu (Romania)
Malcolm Grant	Island Storm (Canada)
Gary Hamilton	Bohemios Montevideo (Uruguay)
Dequan Jones	Chiba Jets (Japan)
Kenny Kadji	New Basket Enel Brindisi (Italy)
Anthony King	Royal Hali Gaziantep (Turkey)
Donnavan Kirk	Fukuoka Rising (Japan)
Trey McKinney Jones	Kormend (Hungary)
Darius Rice	Al Ahli (Qatar)
Durand Scott	Enel Brindisi (Italy)

**HIGHEST RANKED OPPONENT DEF. AT HOME**

#1/1 Duke, 90-63, Jan. 23, 2013

**HIGHEST RANKED OPPONENT DEF. ON ROAD**

#2/2 Connecticut, 73-71, Feb. 20, 1999

**VS. RANKED TEAMS ALL-TIME**

Overall	52-143
Home	33-55
at BankUnited Center	14-23
Away	15-67
Neutral	4-21
Overtime + 2OT	1-6
Single Overtime	1-2
Double Overtime	0-4

**VS. RANKED TEAMS SINCE REBIRTH (1985-86)**

Overall	49-129
Home	30-48
Away	15-60
Neutral	4-21

**VS. RANKED TEAMS SINCE JOINING ACC ('04-05)**

Overall	24-54
Home	13-21
Away	8-23
Neutral	3-10
Conference Games	17-39
ACC Tournament	1-5
NCAA Tournament	0-2
Reg. Season, Non-Conf.	6-6

**OVERALL NON-CONFERENCE GAMES***(includes conference tournament & postseason games)*

Overall	14-57
Home	8-18
Away	2-20
Neutral	4-19

**UNDER COACH JIM LARRAÑAGA**

Overall	10-22
Home	4-8
Away	4-10
Neutral	2-4
Conference Games	5-17
Reg. Season, Non-Conference	5-1
ACC Tournament	0-2
NCAA Tournament	0-1

**MIAMI VS. VIRGINIA (10-8)**

Home: 6-1      Away: 3-6  
 Neutral: 1-1      Under Coach L: 1-4

Since rebirth in 1985: 8-8

UM rank UVA			
2/10/66		W, 80-75	H
12/10/66		W, 80-78	A
Joined ACC			
1/12/05		W, 91-80	A
3/10/05		L, 66-65	N
1/24/06		L, 71-51	A
2/3/07		L, 81-70	A
2/21/07	--	24/19	W, 68-60
3/1/08		W, 95-93	H
2/26/09		W, 62-55	A
1/16/10	23	--	L, 75-57
2/23/10		W, 74-62	H
2/5/11		W, 70-68	OT H
3/10/11		W, 69-62	OT N
Coach L Arrives at Miami			
1/7/12	--	21/23	L, 52-51
2/19/13	2/2	--	W, 54-50
2/26/14	--	12/11	L, 65-40
01/03/15	--	3/3	L, 80-89
01/12/16	8/9	13/11	L, 58-66

**JEKIRI ON THE BOARDS**

In 130 games at Miami senior Tonye Jekiri has grabbed 846 rebounds, seventh-most in Miami history. He has improved his rebounds per game from 1.6 as a rookie to 9.4 as a senior. He also has grabbed double-digit rebounds in 37 games over the past two seasons (63 games played), after doing so just three times in his first 67 outings.

Year	GP	RPG	High	10+	12+	15+	Year	GP	RPG	High	10+	12+
2015-16	26	9.4	17	15x	8x	1x	2013-14	33	5.5	13	3x	2x
2014-15	37	9.9	17	21x	12x	7x	2012-13	34	1.6	5	--	--

**MCLELLAN IN THE SECOND HALF**

In both his junior and senior campaigns at Miami, Sheldon McClellan has picked up his scoring in the second half of games.

2015-16	PPG	FG%	3FG%	FT%	ACC: PPG	FG%	3FG%	FT%
1st	6.8	48.8	34.7	86.0	9.1	55.4	46.0	87.8
2nd	6.5	47.7	34.6	83.3	9.7	51.4	36.4	87.7
2014-15	2014-15 ACC							
1st	5.7	43.1	27.6	78.0	5.6	40.5	31.0	86.4
2nd	8.6	53.7	44.3	83.9	8.1	52.1	38.2	81.4

**MCLELLAN CLOSING IN ON 1,000 POINTS AT MIAMI**

Sheldon McClellan has tallied 962 points in 64 games at Miami. Added to his 843 points at Texas, he is also closing in on 2,000 career points.

**MIAMI VS. VIRGINIA**

- Miami is 1-2 against Virginia when the Canes are ranked in the top 25.
- Miami is 1-1 against Virginia when the Canes are ranked in the top 10.
- Miami is 0-1 against Virginia when both teams are ranked.
- Miami is 1-4 against Virginia when the Cavaliers are ranked in the top 25.
- In the all-time series between Miami and Virginia, both teams been ranked only once, Jan. 12, 2016.
- In a pair of matchups against the Cavaliers, Angel Rodriguez has put up 21.0 points, 5.0 assists and 2.5 rebounds in 38.5 minutes per game. As a junior he had 25 points and seven assists, while in January 2016, he notched 17 points and three handouts.
- Rodriguez has lit up UVa in the second half, notching 17 points in the second stanza on 1/3/15, and 11 points on 1/12/16.
- In two games against Virginia, Sheldon McClellan has averaged 14.5 points and 4.5 rebounds per game. He is hitting 36.4 percent (8-22) from the field, and 27.3 percent (3-11) from three, but is 10-of-11 (90.9%) at the line.

**AGAINST VIRGINIA SINCE THE ARRIVAL OF COACH L IN 2011-12 ...**

- Miami is 1-4 against Virginia, playing the Cavaliers only once per year in the first four seasons.
- Miami has led at the half only once, in the Canes' 54-50 home victory in 2013.
- UM shot better than UVa from the field only once, 46.8 to 38.5 percent, also in the 2013 victory.
- The Canes have never shot a better 3-point percentage than the Cavaliers, despite hitting more shots from long range in two of the five matchups.
- Miami has been tied or better on the offensive boards and total rebounds in four of five matchups, but trailed in defensive rebounds in three of five outings.

**AS A RANKED TEAM -- AP TOP 15**

Since the rebirth of basketball at UM in 1985-86 ...

- Miami is 33-14 when ranked in the AP top 15.
- Miami is 26-9 under Coach L when ranked in the AP top 15.
- Miami is 0-3 when both teams are ranked in the AP top 15.
- Miami is 22-82 against teams ranked in the AP top 15.
- Miami is 8-15 under Coach L against teams ranked in the AP top 15.
- Miami is 1-6 in overtime against teams ranked in the AP top 15, including 0-4 in double OT.

**THE BUC IS SOLD OUT**

In just his fifth season in Coral Gables, Jim Larrañaga and Miami have SOLD OUT the season ticket allotment for all home games this year at the BankUnited Center. This is the first time in Miami athletics history a team has sold out their season. Due to the season ticket sales, seats are not available on a single-game basis. In Coach Larrañaga's fifth season at The U, fans have bought 5,500 season tickets, more than doubling the total number of season tickets sold in his first season in Coral Gables. When Coach L began his reign in Miami, fans bought 2,251 season tickets for the 2011-12 campaign. After a record-breaking season on the court in 2012-13, season tickets peaked at 3,674 for 2013-14.

**Season Tickets per Year**

2015-16: 5,500    2014-15: 3,427    2013-14: 3,674    2012-13: 2,372    2011-12: 2,251

**MIAMI VS. RANKED TEAMS UNDER COACH L**

[ ] Miami rank    ( ) Opponent rank    AP/USA TODAY

**2011-12**

12/06/11	Memphis (21/20)	L	71-54
1/07/12	at Virginia * (21/23)	L	52-51
1/10/12	at North Carolina * (3/3)	L	73-56
2/05/12	[RV/-] at Duke * (7/5)	OT W	78-74
2/11/12	at Florida State * (15/17)	L	64-59
2/15/12	North Carolina * (8/7)	L	73-64
2/26/12	Florida State * (15/16)	W	78-62
3/09/12	vs. Florida State (17/17)	L	82-71

**2012-13**

11/28/12	Michigan State (13/14)	W	67-59
12/23/12	vs. Arizona (4/5)	L	69-50
1/23/13	[25/RV] Duke * (1/1)	W	90-63
2/2/13	[14/15] at NC State * (19/19)	W	79-78
3/2/13	[5/7] at Duke * (3/3)	L	79-76
3/28/13	[5/4] vs. Marquette (15/16)	L	71-61

**2013-14**

1/04/14	at Syracuse * (2/2)	L	49-44
1/22/14	Duke * (18/18)	L	67-46
1/25/14	Syracuse * (2/2)	L	49-44
2/05/14	Pittsburgh * (25/22)	OT L	59-55
2/26/14	at Virginia * (12/11)	L	65-40

**2014-15**

11/17/14	[RV] at Florida (8/7)	W	69-67
12/2/14	[15] Illinois! (24/25)	W	70-61
1/3/15	Virginia * (3/3)	2OT L	80-89
1/13/15	at Duke * (4/4)	W	90-74
1/17/15	at Notre Dame * (12/12)	L	70-75
2/3/15	Louisville * (9/8)	L	55-63
2/21/15	at Louisville (12/12)	L	53-55
2/28/15	North Carolina (15/18)	L	64-73
3/12/15	Notre Dame (11/9)	L	63-70

**2015-16**

11/20/15	[RV/RV] vs. Utah (16)	W	90-66
11/22/15	[RV/RV] vs. Butler (22/20)	W	85-75
01/12/16	[8/9] at Virginia (11/13)	L	58-66
01/25/16	[15/13] v.s. Duke (24/20)	W	80-69
02/20/16	[11/10] at UNC (5/4)	L	71-96
02/22/16	vs Virginia		

**SEBASTIAN THE IBIS**

In 1926, the University of Miami adopted the Ibis as the official mascot for the University's athletic teams. Representing the leadership, courage, knowledge, strength and speed characteristics that our student-athletes portray. As the clouds become dark and a hurricane approaches, folklore maintains that other birds look to the Ibis for leadership. The Ibis uses its instinct to detect danger. It is the last sign of wildlife to take shelter before a hurricane hits, giving warning that danger is imminent. As the storm passes the Ibis is the first to reappear, a sign that clear skies are approaching.

**MIAMI'S LARGEST IN 2015-16**

Lead	46, at La Salle, 12/22
Deficit	38, at North Carolina, 2/20
Margin of Victory	46, at La Salle, 12/22
Margin of Defeat	25, at North Carolina, 2/20
Halftime Lead	25, vs. Charlotte, 12/5
Halftime Deficit	9, at North Carolina, 2/20
Deficit in Win	12, vs. Syracuse, 1/2
Halftime Deficit in Win	8, vs. Syracuse, 1/2
Lead in Loss	7, vs. Northeastern, 11/27
Halftime Lead in Loss	2, at Clemson, 1/16

## CURRENT CANES VS. VIRGINIA

	GP	GS	Min.	Avg.	FG	FGA	Pct.	3-Point FG	3-Point FGA	3-Point Pct.	Free Throws FT	Free Throws FTA	Free Throws Pct.	Off.	Rebounds Def.	Rebounds Tot.	Avg.	PF	FO	Ast.	TO	Blk	Stl	Scoring Pts.	Avg.
<b>Cruz Uceda</b>																									
2014-15	1	0	22	22.0	2	5	.400	2	5	.400	0	0	.000	0	2	2	2.0	2	0	0	0	0	0	6	6.0
<b>Jekiri</b>																									
2012-13	1	0	5	5.0	1	2	.500	0	0	.000	0	0	.000	0	0	0	0.0	0	0	0	0	0	0	2	2.0
2013-14	1	0	22	22.0	1	3	.333	0	0	.000	2	4	.500	4	2	6	6.0	4	0	0	1	0	0	4	4.0
2014-15	1	1	39	39.0	4	8	.500	0	0	.000	0	1	.000	4	8	12	12.0	5	1	3	1	0	2	8	8.0
2015-16	1	1	31	31.0	2	4	.500	0	0	.000	1	2	.500	2	4	6	6.0	2	0	0	1	0	1	5	5.0
TOTAL	4	2	97	24.3	8	17	.471	0	0	.000	3	7	.429	10	14	24	6.0	11	1	3	3	0	3	19	4.8
<b>Lawrence</b>																									
2015-16	1	0	8	8.0	0	0	.000	0	0	.000	0	2	.000	1	0	1	1.0	2	0	0	1	0	0	0	0.0
<b>McClellan</b>																									
2014-15	1	1	50	50.0	4	10	.400	2	6	.333	6	6	1.000	2	6	8	8.0	3	0	0	5	0	3	16	16.0
2015-16	1	1	32	32.0	4	12	.333	1	5	.200	4	5	.800	1	0	1	1.0	3	0	1	1	0	1	13	13.0
TOTAL	2	2	82	41.0	8	22	.364	3	11	.273	10	11	.909	3	6	9	4.5	6	0	1	6	0	4	29	14.5
<b>Murphy</b>																									
2015-16	1	1	17	17.0	0	2	.000	0	1	.000	0	0	.000	1	2	3	3.0	4	0	0	2	1	1	0	0.0
<b>Newton</b>																									
2014-15	1	0	5	5.0	0	2	.000	0	0	.000	0	0	.000	0	1	1	1.0	1	0	1	1	0	0	0	0.0
2015-16	1	0	19	19.0	2	5	.400	0	1	.000	2	3	.667	1	4	5	5.0	0	0	1	2	0	0	6	6.0
TOTAL	2	0	24	12.0	2	7	.286	0	1	.000	2	3	.667	1	5	6	3.0	1	0	2	3	0	0	6	3.0
<b>Palmer</b>																									
2014-15	1	0	6	6.0	0	2	.000	0	1	.000	0	0	.000	0	0	0	0.0	0	0	1	0	0	0	0	0.0
2015-16	1	0	8	8.0	0	1	.000	0	0	.000	0	0	.000	0	0	0	0.0	0	0	3	0	0	0	0	0.0
TOTAL	2	0	14	7.0	0	3	.000	0	1	.000	0	0	.000	0	0	0	0.0	0	0	4	0	0	0	0	0.0
<b>Reed</b>																									
2013-14	1	0	16	16.0	1	8	.125	0	4	.000	0	2	.000	0	1	1	1.0	2	0	0	0	0	1	2	2.0
2014-15	1	0	14	14.0	1	1	1.000	1	1	1.000	1	2	.500	0	1	1	1.0	1	0	0	1	0	0	4	4.0
2015-16	1	1	30	30.0	5	8	.625	1	4	.250	0	0	.000	0	5	5	5.0	1	0	0	1	0	1	11	11.0
TOTAL	3	1	60	20.0	7	17	.412	2	9	.222	1	4	.250	0	7	7	2.3	4	0	0	2	0	2	17	5.7
<b>Rodriguez</b>																									
2014-15	1	1	44	44.0	7	22	.318	1	7	.143	10	12	.833	2	2	4	4.0	5	1	7	1	0	1	25	25.0
2015-16	1	1	33	33.0	6	13	.462	2	6	.333	3	5	.600	1	0	1	1.0	3	0	3	0	0	1	17	17.0
TOTAL	2	2	77	38.5	13	35	.371	3	13	.231	13	17	.765	3	2	5	2.5	8	1	10	1	0	2	42	21.0

Miami / Virginia	PPG	1st	2nd	OT	2OT	FG%	3FG%	3FGM	FT%	OR	DR	TR	Assists	Steals	Paint	Bench	Fast Break
01-07-12 L	51-52	17/26	34/26	--	--	35.3/38.2	29.4/30.8	5/4	76.9/60.0	13/11	24/22	37/33	5/10	4/5	18/16	10/11	2/0
02-19-13 W	54-50	24/22	30/28	--	--	46.8/38.5	14.3/33.3	1/5	56.3/62.5	6/8	26/24	32/32	11/12	4/6	34/26	20/8	2/2
02-26-14 L	40-65	20/27	20/38	--	--	26.1/45.5	0.0/56.3	0/9	59.3/80.0	12/7	18/30	30/37	3/14	4/3	16/20	9/19	0/2
01-03-15 L	80-89	20/38	43/25	8/8	9/18	39.7/44.8	32.1/47.6	9/10	70.8/69.2	15/10	28/29	43/39	14/19	6/3	32/20	29/19	4/0
01-12-16 L	58-66	23/27	35/39	--	--	42.0/51.1	27.3/28.6	6/2	58.8/76.2	10/10	17/25	27/35	8/12	5/1	22/34	12/16	2/2

## CANES IN NATIONAL STATS (as of Feb. 21)

Category	Rank	Actual	Nat'l Leader	Actual
Won-Lost Percentage	17	80.8	3 teams	88.9
Free-Throw Percentage	18	75.1	Villanova	78.1
Fewest Turnovers	19	279.0	Temple	231.0
Fewest Fouls	24	437.0	UCF	379.0
Turnovers Per Game	26	10.7	Notre Dame	9.1
Personal Fouls Per Game	26	16.8	Notre Dame	15.3
Scoring Margin	36	10.3	Louisville	16.6
Field-Goal Percentage	36	47.4	St. Mary's (CA)	50.8
Scoring Defense	54	66.5	Little Rock	58.4
Assist Turnover Ratio	86	1.21	St. Mary's (CA)	1.73
Turnover Margin	86	1.5	Wichita St.	5.8
Free Throws Made	91	441.0	Howard	595.0
Scoring Offense	94	76.8	The Citadel	87.1
Rebound Margin	113	2.3	Michigan St.	11.6
FG Percentage Defense	120	42.3	San Diego St.	36.8
Blocked Shots Per Game	126	3.8	Washington	7.2
Three-Point FG Percentage	131	35.7	Oklahoma	43.1
Three Pt FG Defense	133	33.7	Akron	28.1
Total Blocks (355 ranked)	134	99.0	Washington	194.0
Defensive Reb per Game	139	25.88	Michigan St.	29.93

## DEWAN HUELL NAMED 2016 MCDONALD'S ALL-AMERICAN

Miami signee Dewan Huell has been named a 2016 McDonald's All-American, as announced on ESPNU Jan. 17. Huell will become the fourth McDonald's All-American to play at Miami, joining Darius Rice (2000 McDonald's All-American), Steve Edwards (1992) and Tito Horford (1985). Since the inception of the McDonald's All American Game in 1977, only 38 players have hailed from the state of

## CANES TOP 100 NATIONALLY (as of Feb. 21)

Tonye Jekiri	Rank	Actual
Rebounds Per Game	35	9.4
Total Rebounds	39	245.0
Defensive Reb per Game	40	6.5
Offensive Reb per Game	80	2.92
Sheldon McClellan	Rank	Actual
Free Throw Percentage	21	87.2
Field-Goal Percentage	77	52.0

Florida, 11 of which were from 'The State of Miami' – Broward, Dade and Palm Beach counties. Just six of those players have been from Dade County, the most recent before Huell being Corey Louis in 1994.

## MCLELLAN POSTING CAREER SHOOTING PERCENTAGES

Senior guard Sheldon McClellan drastically improved his shooting percentages since arriving at Miami for the 2014-15 season, after spending two years at Texas.

	FG%	3FG%	FT%	PPG
McClellan 2015-16	55.4	46.0	87.8	9.1
McClellan 2014-15	48.4	35.8	82.4	14.5
McClellan 2012-13	38.2	27.3	83.3	13.5
McClellan 2011-12	44.8	31.0	75.6	11.3

## MIAMI'S STARTERS SHOW EXPERIENCE

Miami starts two redshirt seniors, one true senior, a redshirt junior and a true junior. Those players combine for 374 starts and 562 games played. Sheldon McClellan has started 87 games playing in 132, Tonye Jekiri has 79 starts in 130 games, Angel Rodriguez is at 9/122, Davon Reed 57/89 and Kamari Murphy 56/89.

Those five players have been on a Division I team a combined 21 seasons, as McClellan and Rodriguez are both in their fifth year on the court, Jekiri and Murphy are each in their fourth season, and Reed is a true junior. The average age of that starting five is 21.8 years old: Rodriguez - 23; McClellan - 23; Murphy - 22; Jekiri - 21; Reed - 20.

## RECORD BY STARTING LINEUP

Rodriguez, McClellan, Reed, Murphy, Jekiri.....	15-3
Rodriguez, McClellan, Reed, Cruz Uceda, Jekiri.....	5-1
Rodriguez, Newton, Reed, Murphy, Jekiri.....	1-0

## UM RECORDS

GAME	ACC GAME
POINTS SCORED	59 - Rick Barry vs. Rollins, 1965
FIELD GOAL %	1.000 (7-7) - Raymond Hicks vs. NC A&T, 2008
3-POINT FG	9 - Johnny Hemsley vs. Lafayette, 1999
3-POINT FG%	1.000 (5-5) (5x) last - Malcolm Grant vs. NC State, 2011
	1.000 (5-5) - James Palmer at Virginia Tech 03/07/15
	1.000 (5-5) - Malcolm Grant at NC State 01/23/11
FT MADE	22 (2x) last - Rick Barry vs. Florida Southern, 1965
FT %	1.000 (16-16) - Jack McClinton vs. NC State, 2009
REBOUNDS	29 - Rick Barry vs. Oklahoma City, 1965
ASSISTS	14 - Michael Gardner vs. Pittsburgh, 1993
STEALS	9 - Jerome Scott vs. FIU, 1991
BLOCKED SHOTS	13 - Anthony King vs. Florida Atlantic, 2004



**AMONG UNIVERSITY OF MIAMI COACHES, LARRAÑAGA ...**

- has the highest winning percentage of a Miami coach in the NCAA Tournament, a .667 mark with a 2-1 record.

- is one of two Miami coaches to post three 20-win seasons. Larrañaga has recorded three 20-win seasons in four years at Miami.

- .647 winning percentage is the best mark since Bruce Hale posted a .663 mark from 1955-67, including three seasons led by Rick Barry.

- has led the Canes to 41 ACC wins in just four seasons. Miami won 43 ACC games the previous seven seasons.

- Under Coach L, Miami has posted three of the Canes' top five finishes in ACC play, including the 2013 championship, tied for fourth in 2012 and tied for sixth in 2015. In 2008, Miami tied for fifth in league play, and in 2005, tied for sixth.

- In four seasons under Coach L, Miami has tallied six wins in the ACC Tournament. In the previous seven seasons, Miami went 6-7.

- In two NIT appearances under Coach L, Miami is 5-2 for a .714 winning percentage. In Miami's other 10 NIT appearances combined, the Canes went 6-10 for a .375 winning percentage.

**DID YOU KNOW ...**

Coach L became the first Miami coach to win 20+ games in his first two seasons at UM and only the third of 12 UM coaches to post three 20-win seasons.

Former Cane Rick Barry was named one of the Greatest Players in NBA History.

Miami native and former Cane James Jones won the 2010-2011 NBA All-Star Weekend 3-Point Contest and the NBA Championship in the 2011-2012 and 2012-13 seasons.

Six-time NBA All Star Amar'e Stoudemire enrolled at UM in 2013 and took classes to earn his bachelor's degree.

UM is in its 12th season in the ACC.

Coach L led the George Mason Patriots to the 2006 Final Four with big wins over some of basketball's elite teams such as Michigan State, UNC and UConn. He was the first coach to take a mid-major to a Final Four in 27 years (Penn '79) when his team advanced in 2006.

In 14 years at George Mason, Larrañaga led the Patriots to five NCAA Tournament appearances (2011, 2008, 2006, 2001, 1999), including the 2006 Final Four.

Miami basketball received APR (Academic Progress Rate) Public Recognition Awards for being among the top 10 percent in APR in its sport. Miami ranks in the top 10 percent NCAA men's basketball with a 990 APR.

The Miami Department of Athletics recorded a Graduation Success Rate (GSR) of 89 percent. Miami's department-wide GSR is 16th overall among FBS programs. UM has exceeded the NCAA average GSR in each of the last 10 years.

The Canes have averaged 20.0 wins over the last 11 seasons.

The Hurricanes have made at least one trey in 929 of 935 games since the NCAA adopted the 3-point shot in 1986. The last time Miami was held without a 3-pointer was Feb. 26, 2014 at Virginia.

Miami has held 788 of its last 789 opponents to less than 100 points. North Carolina was the last team to score 100+, defeating UM 105-64 on Jan. 31, 2007.

**MIAMI BASKETBALL – THE EARLY YEARS**

The University of Miami basketball program was dormant for 14 years from 1971-1985. In 1983 Director of Athletics Sam Jankovich announced the resurrection of men's basketball at Miami, with the reinstatement vote by the UM Board of Trustees on Oct. 12, 1983. Head coach Bill Foster was hired March 21, 1984, adding assistants Clint Bryant, Seth Greenberg and Cesar Odio by July 1. Tim Harvey was the staff's first recruit, a 6-10, 240-pound center from Plainfield, N.J., who transferred from Georgia Tech. On Oct. 15, 1984 the first men's basketball practice in 12 years was held on the patio in the center of campus, viewed by more than 200 students. Miami defeated The Citadel, 85-77, on Nov. 22, 1985, in the first game of the new era of UM basketball.

**COACHING COORDINATORS FOR MIAMI**

Miami's assistant coaching staff is set up in a coordinator system, with Jamal Brunt as the offensive coordinator, Chris Caputo manning the defense and Adam Fisher handling the scout for every opponent. James Johnson is the Dean of Discipline.

**LARRAÑAGA AMONG THE BEST IN COLLEGE BASKETBALL**

Entering the 2015-16 season, Coach Larrañaga was tied for 12th on the list of Winningest Active Coaches at Major Schools and is tied for 57th on the NCAA's list of All-Time Winningest Coaches. See page 10 of the notes for a complete listing.

**BODY CHANGES FOR CRUZ UCEDA AND JEKIRI**

Seniors Ivan Cruz Uceda and Tonye Jekiri spent the summer in the weight room. Cruz Uceda dropped 20 pounds from 237 to 217, and his body fat has slimmed down from 24 percent to nine percent in just a year in Miami. Jekiri added 20 pounds to his 7-foot frame, now weighing 250 pounds.

**COACH L TIES TO THE ACC**

Coach Jim Larrañaga was an assistant coach at Virginia from 1979-1986, under the leadership of Terry Holland. In those seven seasons, Larrañaga helped the Cavaliers to five NCAA appearances: Final Four twice, Elite Eight once, Sweet 16 once and Round of 64 once, as well as two NIT appearances, including the Championship and Quarterfinal round.

**HOMECOMING FOR RODRIGUEZ, EARNS MVP**

Senior guard Angel Rodriguez was named the Puerto Rico Tip-Off Most Valuable Player. He averaged 13.7 points and 4.0 assists, including 19 points in the championship game. The native of Cupey, P.R., just 20 minutes from San Juan, was greeted by friends and family at each game.

**FOUR PLAYERS BOAST NCAA TOURNAMENT EXPERIENCE**

Senior Tonye Jekiri returns from Miami's 2012-13 ACC Championship and NCAA Sweet 16 team. Sheldon McClellan (Texas), Kamari Murphy (Oklahoma State) and Angel Rodriguez (Kansas State) also have played in the NCAA Tournament, each with their previous schools.

**MIAMI LANDS HUELL, BROWN AND MILLER**

The Miami men's basketball team landed a pair of top-30 players in Dewan Huell and Bruce Brown, and top 100 player Rodney Miller.

With the addition of these three players, Miami would have six top 100 players next season: Huell (25), Brown (44), Ja'Quan Newton (52), Miller (90), James Palmer (98).

Huell, at 6-10 and 218 pounds, is a five-star, top-25 power forward from Miami Norland High School. Nationally, he is ranked the No. 21 player by ESPN, No. 23 by Rivals and No. 25 by Scout. ESPN and Scout rank him fifth at his position, and Scout says he's the top player in the state of Florida, while ESPN and Rivals have him second in the state. Brown, from Wakefield, Mass., is a four-star shooting guard at Vermont Academy in Saxton's River, Vt. At 6-4 and 205 pounds, Brown is ranked No. 30 by ESPN, No. 44 per Scout and No. 49 by Rivals. Miller is a 6-foot-11-inch, 245-pound center playing prep ball at Oak Hill Academy in Virginia. A native of Laureleton, N.Y., Miller is a consensus four-star recruit, ranked No. 90 overall by Scout.com and No. 114 by Rivals.com. As a center, he is ranked No. 17 by Scout.com and No. 15 by ESPN.

**CANES SIGN TOP 10 RECRUITING CLASS**

The 2016 recruiting class of Dewan Huell, Bruce Brown and Rodney Miller is being named a top-10 recruiting class in the country, with 247Sports ranking the class No. 7, Scout at No. 8, ESPN at No. 9 and Rivals at No. 10. The 2016 class rankings top Miami's best mark from 2005, when the Canes signed four four-star recruits – Jimmy

Graham, Brian Asbury, Adrian Thomas and Denis Clemente – in a class that was ranked No. 12 in the nation by Scout. In 2009, Miami's signing class was nationally ranked No. 19 by Scout and No. 24 by ESPN. That Hurricanes' heralded 2009 class was comprised of ESPNU 100 picks Durand Scott, Garrius Adams and Donnavan Kirk, in addition to May signee Antoine Allen. Since 2002, Miami has signed 16 Scout.com top 100 players, including three five-star, top-25 players in DeQuan Jones (22, 2008), Huell (25) and Durand Scott (25, 2009). Since Larrañaga's arrival, his staff has signed five top-100 players in Huell (25), Brown (44), Ja'Quan Newton (52, 2014), Rodney Miller (90) and James Palmer (98, 2014). Huell is the most lauded signee for Miami since Scott in 2009, Jones in 2008, No. 32 Guillermo Diaz in 2003 and McDonald's All-American Darius Rice in 2000.

**ACC LEGEND - JOHN SALMONS**

The ACC and Miami Director of Athletics Blake James are proud to announce Miami's John Salmons as a member of the 2016 ACC Men's Basketball Legends Class. Salmons was a two-time All-BIG EAST player, and was a 2002 NABC All-District 6 player for the Canes. He also won the 2002 BIG EAST Sportsmanship Award. From 1998 to 2002, Salmons played in four-straight postseason tournaments, including three NCAA Tournament appearances. Salmons is listed No. 19 on the all-time scoring list at Miami, and is third in career assists, third in steals and tied for fifth in games started.

**COACH L REUNITED WITH JAMES JOHNSON**

James Johnson is the team's director of basketball operations. Johnson, who was on Larrañaga's staff for two seasons at George Mason University, including the historic NCAA Final Four run in 2006, came to Miami after seven seasons on staff at fellow ACC school Virginia Tech, where he was the head coach for two seasons after five years as an assistant coach.

**LARRAÑAGA CONTRACT EXTENDED THROUGH 2022**

The University of Miami extended Coach Jim Larrañaga's contract through May 31, 2022, Director of Athletics Blake James announced in September 2014. Larrañaga first signed a five-year contract in April 2011, then was granted a three-year extension in 2012.

**AP TOP 25**

Feb. 15, 2016

1	Villanova (44)	22-3	1,601
2	Kansas (21)	21-4	1,578
3	Oklahoma	20-4	1,471
4	Iowa	20-5	1,349
5	North Carolina	21-4	1,343
6	Maryland	22-4	1,248
7	Virginia	20-5	1,188
8	Xavier	22-3	1,174
8	Michigan State	21-5	1,174
10	West Virginia	20-5	1,094
11	Miami (FL)	20-4	1,036
12	Arizona	21-5	823
13	Iowa State	18-7	742
14	Kentucky	19-6	692
15	Dayton	21-3	681
16	Oregon	20-6	529
17	Purdue	20-6	497
18	Louisville	19-6	494
19	Notre Dame	18-7	489
20	Duke	19-6	462
21	SMU	21-3	441
22	Indiana	20-6	232
23	Providence	19-7	125
24	Texas	16-9	123
25	Baylor	18-7	97

**USA TODAY COACHES POLL**

Feb. 15, 2016

1	Villanova (25)	22-3	785
2	Kansas (7)	21-4	764
3	Oklahoma	20-4	680
4	North Carolina	21-4	674
5	Maryland	22-4	636
6	Iowa	20-5	624
7	Xavier	22-3	615
8	Virginia	20-5	579
9	Michigan State	21-5	560
10	Miami (FL)	20-4	558
11	West Virginia	20-5	488
12	Arizona	21-5	425
13	Dayton	21-3	382
14	Kentucky	19-6	346
15	Iowa State	18-7	319
16	Purdue	20-6	298
17	Oregon	20-6	259
18	Notre Dame	18-7	203
19	Duke	19-6	183
20	Providence	19-7	161
21	Indiana	20-6	154
22	Baylor	18-7	109
23	South Carolina	21-4	108
24	Texas A&M	18-7	106
25	Texas	16-9	73

## LAST 5 GAMES (4-1)

#	Player	gp-gs	min	avg	Total		3-Point		F-Throw		Rebounds				pf	dq	a	to	blk	stl	pts	avg
					fg-fga	fg%	3fg-fga	3fg%	ft-fa	ft%	off	def	tot	avg								
10	Sheldon McClellan	5-5	145	29.0	19-39	.487	9-19	.474	26-30	.867	2	10	12	2.4	10	0	2	2	2	2	73	14.6
05	Davon Reed	5-5	154	30.8	21-48	.438	6-22	.273	9-12	.750	5	14	19	3.8	6	0	10	3	3	3	57	11.4
13	Angel Rodriguez	5-5	152	30.4	20-45	.444	8-23	.348	6-9	.667	7	9	16	3.2	12	1	27	11	1	5	54	10.8
23	Tonye Jekiri	5-5	140	28.0	20-41	.488	0-0	.000	3-9	.333	13	25	38	7.6	16	0	2	6	4	6	43	8.6
00	Ja'Quan Newton	4-0	94	23.5	8-27	.296	1-3	.333	10-15	.667	2	8	10	2.5	8	0	6	12	1	2	27	6.8
03	Anthony Lawrence	5-0	80	16.0	10-17	.588	4-8	.500	2-4	.500	7	4	11	2.2	3	0	6	4	5	1	26	5.2
21	Kamari Murphy	5-5	124	24.8	10-22	.455	0-1	.000	6-11	.545	8	27	35	7.0	6	0	1	5	2	2	26	5.2
33	Ivan CruzUceda	3-0	20	6.7	5-10	.500	2-7	.286	0-0	.000	0	3	3	1.0	2	0	0	1	0	2	12	4.0
12	James Palmer	5-0	61	12.2	5-18	.278	0-6	.000	5-6	.833	2	2	4	0.8	6	0	1	4	1	4	15	3.0
20	Mike Robinson	1-0	1	1.0	1-1	1.000	0-0	.000	0-0	.000	0	0	0	0.0	0	0	0	0	0	0	2	2.0
15	Ebuka Izundu	4-0	28	7.0	2-2	1.000	0-0	.000	4-6	.667	2	0	2	0.5	8	0	1	2	2	2	8	2.0
35	Chris Stowell	1-0	1	1.0	0-0	.000	0-0	.000	0-0	.000	0	0	0	0.0	0	0	0	0	1	0	0	0.0
Team											3	5	8					2				
Total.....		5	1000		121-270	.448	30-89	.337	71-102	.696	51	107	158	31.6	77	1	56	52	22	29	343	68.6
Opponents.....		5	1000		132-292	.452	34-87	.391	43-62	.694	61	114	175	35.0	92	0	64	61	19	28	341	68.2

## VS. RANKED TEAMS --- #16 UTAH, #20/22 BUTLER, #13/11 VIRGINIA, #24/20 DUKE, #5/4 NORTH CAROLINA

#	Player	gp-gs	min	avg	Total		3-Point		F-Throw		Rebounds				pf	dq	a	to	blk	stl	pts	avg
					fg-fga	fg%	3fg-fga	3fg%	ft-fa	ft%	off	def	tot	avg								
10	Sheldon McClellan	5-5	141	28.2	26-46	.565	8-19	.421	19-23	.826	2	10	12	2.4	9	0	6	4	1	3	79	15.8
13	Angel Rodriguez	5-5	142	28.4	23-48	.479	10-26	.385	16-20	.800	3	11	14	2.8	13	0	24	8	0	8	72	14.4
23	Tonye Jekiri	5-5	154	30.8	20-35	.571	0-0	.000	10-14	.714	20	25	45	9.0	14	0	5	6	6	3	50	10.0
00	Ja'Quan Newton	5-0	110	22.0	15-44	.341	0-3	.000	16-21	.762	4	9	13	2.6	6	0	11	9	1	3	46	9.2
05	Davon Reed	5-5	134	26.8	16-34	.471	4-14	.286	6-8	.750	3	17	20	4.0	10	0	6	4	1	3	42	8.4
33	Ivan CruzUceda	5-2	84	16.8	11-21	.524	7-16	.438	0-0	.000	3	9	12	2.4	9	0	1	3	2	2	29	5.8
15	Ebuka Izundu	2-0	17	8.5	2-2	1.000	0-0	.000	6-10	.600	3	2	5	2.5	4	0	2	2	1	1	10	5.0
03	Anthony Lawrence	4-0	57	14.3	7-12	.583	3-7	.429	1-4	.250	4	2	6	1.5	5	0	5	1	1	2	18	4.5
20	Mike Robinson	2-0	2	1.0	3-3	1.000	2-2	1.000	0-0	.000	0	0	0	0.0	1	0	0	0	0	0	8	4.0
12	James Palmer	5-0	61	12.2	5-14	.357	3-9	.333	4-5	.800	0	2	2	0.4	5	0	6	2	2	2	17	3.4
21	Kamari Murphy	5-3	96	19.2	6-19	.316	0-2	.000	1-4	.250	5	13	18	3.6	13	0	2	3	3	2	13	2.6
35	Chris Stowell	2-0	2	1.0	0-0	.000	0-0	.000	0-0	.000	0	0	0	0.0	0	0	0	0	1	0	0	0.0
Team											7	2	9					3				
Total.....		5	1000		134-278	.482	37-98	.378	79-109	.725	54	102	156	31.2	89	0	68	45	19	29	384	76.8
Opponents.....		5	1000		138-286	.483	33-86	.384	63-87	.724	62	111	173	34.6	92	1	63	60	10	15	372	74.4

## 2012-13 STATS THROUGH 14 ACC GAMES

#	Player	gp-gs	min	avg	Total		3-Point		F-Throw		Rebounds				pf	dq	a	to	blk	stl	pts	avg
					fg-fga	fg%	3fg-fga	3fg%	ft-fa	ft%	off	def	tot	avg								
35	Kenny Kadji	14-14	389	27.8	71-136	.522	21-48	.438	23-42	.548	15	68	83	5.9	32	1	8	25	18	3	186	13.3
00	Shane Larkin	14-14	505	36.1	66-137	.482	25-63	.397	21-34	.618	7	56	63	4.5	20	0	67	31	3	27	178	12.7
01	Durand Scott	14-14	473	33.8	60-139	.432	13-43	.302	29-39	.744	10	40	50	3.6	37	2	40	29	0	25	162	11.6
04	Trey McKinney Jones	14-14	401	28.6	38-102	.373	20-59	.339	18-23	.783	3	38	41	2.9	17	0	29	16	0	9	114	8.1
15	Rion Brown	14-0	296	21.1	36-85	.424	19-54	.352	14-17	.824	8	17	25	1.8	17	0	9	8	0	6	105	7.5
45	Julian Gamble	14-14	323	23.1	46-84	.548	0-0	.000	11-25	.440	36	51	87	6.2	39	1	4	11	39	8	103	7.4
42	Reggie Johnson	10-0	205	20.5	25-62	.403	0-4	.000	16-25	.640	19	45	64	6.4	23	0	7	23	10	4	66	6.6
23	Tonye Jekiri	14-0	99	7.1	10-17	.588	0-0	.000	2-5	.400	15	11	26	1.9	12	0	2	7	4	3	22	1.6
21	Erik Swoope	10-0	53	5.3	5-9	.556	0-0	.000	1-6	.167	5	8	13	1.3	8	0	0	1	0	0	11	1.1
10	Raphael Akpejori	8-0	46	5.8	3-9	.333	0-0	.000	0-0	.000	3	8	11	1.4	6	0	1	1	1	3	6	0.8
03	Steve Sorenson	4-0	5	1.3	0-0	.000	0-0	.000	1-2	.500	0	0	0	0.0	0	0	0	3	0	0	1	0.3
12	Justin Heller	4-0	5	1.3	0-2	.000	0-1	.000	0-0	.000	0	1	1	0.3	1	0	1	2	0	0	0	0.0
Team											19	31	50									
Total.....		14	2800		360-782	.460	98-272	.360	136-218	.624	140	374	514	36.7	212	4	168	157	75	88	954	68.1
Opponents.....		14	2800		301-773	.389	74-241	.307	142-220	.645	135	329	464	33.1	225	4	141	163	48	83	818	58.4



## MIAMI'S RECORD WHEN...

RECORD	2015-16		COACH L	
	ALL	ACC	AT UM	ACC
All games	21-5	10-4	112-54	51-33
Home	13-1	6-0	61-20	29-13
Away	5-4	3-4	35-25	22-20
Neutral	3-0		16-9	
November	5-1		24-7	
December	6-0		21-9	0-1
January	5-3	5-3	23-14	21-14
February	5-1	5-1	25-15	24-15
March	--		19-8	6-3
April	--		0-1	0-2
Vs. Top 10 opponents	0-1	0-1	4-9	3-8
Vs. Top 25 opponents (includes Top 10)	3-2	1-2	11-22	6-17
Vs. RV opponents (either or both polls)	1-0		9-2	3-0
Vs. teams over .500 on game day	16-5	9-4	70-47	35-28
Vs. teams under .500 on game day	2-0	1-0	27-6	12-5
Vs. teams at .500 on game day	3-0		14-1	4-0
While UM is in the Top 25	16-5	10-4	36-13	22-9
While UM is RV (only)	5-0		19-4	4-1
Leading at halftime	19-1	7-1	82-13	34-10
Trailing at halftime	4-4	3-3	25-39	13-22
Tied at halftime	--		5-2	3-1
Single overtime	1-0		3-6	1-2
Double overtime	--		3-1	2-1
In overtime games (single+double)	1-0		6-7	3-3
Leading with 2:00 left in regulation	20-1	10-0	102-7	47-3
Trailing with 2:00 left in regulation	1-4	0-4	8-44	3-29
Tied with 2:00 left in regulation	--		2-1	0-1
UM shoots 50% or better from field	11-1	3-0	39-3	13-2
UM shoots 40-49% from field	6-3	4-3	58-16	32-13
UM shoots under 40% from field	4-1	3-1	15-35	6-18
Opp. shoots 50% or better from field	2-3	1-3	7-16	3-10
Opp. shoots 40-49% from field	9-2	4-1	49-25	25-15
Opp. shoots under 40% from field	10-0	5-0	57-13	23-8
UM shoots 70% or better from the line	19-3	9-2	73-27	31-17
UM shoots less than 70% from the line	2-2	1-2	39-27	20-15
UM makes more 3-point FGs	13-2	5-2	57-23	27-18
UM makes fewer 3-point FGs	6-2	4-1	36-21	18-12
3-point FGs are even	2-1	1-1	10-3	6-3
Four or more Canes in double figures	13-3	5-2	54-12	23-9
Three Canes score in double figures	6-1	4-1	42-22	22-9
Two or less Canes score in double figures	2-1	1-1	16-20	6-15
UM outrebounds opponent	13-1	3-1	74-18	28-12
Opp. outrebounds UM	7-4	6-3	33-36	21-21
Tied in rebounds	1-0	1-0	5-0	2-0
UM records 10 or more steals	4-0	3-0	17-4	7-1
UM records 15 or more assists	5-1	1-0	33-2	15-1
UM commits less than 15 turnovers	20-5	10-4	100-47	46-29
UM commits 15 or more turnovers	1-0		10-2	3-4
UM commits less turnovers than opp.	13-3	8-2	65-23	31-12
UM commits more turnovers than opp.	4-2	0-2	36-20	15-15
Tied in turnovers	4-0	2-0	11-10	5-6
UM scores 59 points or less	0-1	0-1	9-26	5-17
UM scores between 60-69 points	6-2	5-2	33-17	18-7
UM scores between 70-79 points	6-2	4-1	43-10	18-8
UM scores between 80-89 points	5-0	1-0	18-1	6-1
UM scores between 90-99 points	3-0		8-0	3-0
UM scores 100 or more points	1-0		1-0	0-0
Playing during the morning (11 a.m.)	--		1-0	
Playing during the afternoon	5-4	3-3	34-19	19-14
Playing in the evening (5 p.m. or later)	16-1	7-1	76-34	32-19
Games decided by three points or less	2-1	2-0	14-13	7-9
Games decided by four to 10 points	3-1	2-1	32-21	17-15
Games decided by 11-19 points	10-2	6-2	41-15	18-5
Games decided by more than 20 points	6-1	0-1	25-5	9-4

## UM SINCE THE ARRIVAL OF JIM LARRAÑAGA IN 2011

- 2013 ACC Regular Season Champions
- 2013 ACC Tournament Champions
- Ranked No. 2/2 - Miami's program high - Feb. 18, 2013
- No. 1 seed at 2013 ACC Tournament
- No. 2 seed in 2013 NCAA Tournament
- Won school record 29 games in 2013
- Won 15 ACC games in 2013
- 14-game win streak (tied 1946-47 and 2001-02) from Jan. 2 - Feb. 19, 2013
- 13-0 start in 2013 conference play, topping school-best nine ACC victories, which was set in 2011-12
- Sophomore Shane Larkin selected No. 18 in the 2013 NBA Draft by Atlanta Hawks, then traded to Dallas Mavericks
- All six seniors from 2012-13 championship season earned academic degree from UM: Garrius Adams, Julian Gamble, Reggie Johnson, Kenny Kadjji, Trey McKinney Jones, Durand Scott
- Defeated No. 1 Duke, 90-63, on Jan. 23, 2013 in Coral Gables
- Defeated Duke twice within 12 months, at both Cameron Indoor Stadium and the BankUnited Center
- First team to beat Duke and UNC by 20+ points in the same season since Maryland in '74-75 season
- First team to beat Duke and UNC by 25+ points since the start of ACC play in 1953
- Defeated three teams in The Triangle in the same season: UNC, Duke & NC State
- In 2012-13 defeated three teams in the Top 20 for the first time since joining the ACC - the last time was in 1999-00
- Five home sellouts of 7,972 fans vs. Duke, Florida State, North Carolina, Virginia and Clemson
- Played in championship game of the NIT, against Stanford, in Madison Square Garden
- Only team to defeat 2015 National Champion Duke on their home court
- Snapped Duke's 19-game ACC home game winning streak at Cameron Indoor Stadium
- Ended Duke's 41-game home winning streak, the longest active streak in Division I
- Snapped Florida's 33-game home winning streak at the Stephen C. O'Connell Center, which was the third-longest in the country, behind 34 from both Duke and Stephen F. Austin
- Ended Florida's 25-game home non-conference winning streak at the Stephen C. O'Connell Center
- Miami's 90 points scored against Duke in 2015 were the most points scored by an unranked opponent in a regulation win in Cameron Indoor Stadium since NC State's 96 points on Feb. 23, 1983.
- Dealt Duke its last two regular-season losses by 16-or-more points: 27 (90-63) on Jan. 23, 2013 at Miami and 16 (90-74) on Jan. 13, 2015 at Duke
- Handed Duke the most lopsided loss (16 points) an unranked visitor has handed to a ranked Blue Devil team in the ACC era
- Dealt Duke two of its five overall, and three ACC, losses by 16-plus points
- Scored 90 points against Duke twice
- In 2014-15, defeated 500-win coaches Mike Krzyzewski, Jim Boeheim and Billy Donovan
- Won at Cameron Indoor Stadium twice
- Defeated a pair of top-8 teams in the same season, both on the road: No. 6/7 Florida and No. 4 Duke
- Won two true road games against ranked opponents for the first time since 1998-99: No. 6/7 Florida and No. 4 Duke
- First team to defeated Duke and Syracuse on the road in the same season since the 1983-84 season (UNC).

## AWARDS

- 2013 Coach of the Year - Jim Larrañaga
- 2013 Naismith Coach of the Year - Jim Larrañaga
- 2013 ACC Coach of the Year - Jim Larrañaga
- 2013 Henry Iba National Coach of the Year - Jim Larrañaga
- 2013 Adolph Rupp Cup Coach of the Year - Jim Larrañaga
- 2013 ACC Player of the Year (Coaches) - Shane Larkin
- 2013 ACC Defensive Player of the Year - Durand Scott
- Nine All-ACC selections: Shane Larkin 1st team, Kenny Kadjji 2nd team & 3rd team, Scott H.M. (twice), Rion Brown 3rd team, Tonye Jekiri H.M., Sheldon McClellan H.M., Angel Rodriguez H.M.
- Four All-ACC Defensive Team players: Shane Larkin, Durand Scott, Julian Gamble, Tonye Jekiri
- 2012 ACC All-Rookie Team - Shane Larkin
- ACC All-Academic Team - Raphael Akpejori (2013), Davon Reed (2014, 2015)
- 2013 ACC Tournament MVP - Shane Larkin
- Four ACC All-Tournament team nods: Shane Larkin (1st), Durand Scott (1st), Julian Gamble (2nd), Trey McKinney Jones (2nd)
- Seven ACC Player of the Week awards: Reggie Johnson (2012), Durand Scott (2012 & 2013), Shane Larkin (2013), Angel Rodriguez (2014) and Sheldon McClellan (2014).
- One ACC Rookie of the Week: Shane Larkin (2012)
- Two NIT All-Tournament Team selections: Sheldon McClellan, Davon Reed
- NABC Honors Court: Raphael Akpejori
- ACC Academic Honor Roll: Raphael Akpejori, Justin Heller, Donnavan Kirk

## COACH LARRAÑAGA'S MILESTONE VICTORIES

Victory	Date	Opponent	Score	School
50	02/10/88	Miami (Ohio)	65-59	Bowling Green
100	02/23/91	Kent State	84-57	Bowling Green
150	12/22/94	at Ohio State	59-50	Bowling Green
200	12/27/97	Northeastern	66-60	George Mason
250	12/20/00	Coastal Carolina	81-65	George Mason
300	12/02/03	East Carolina	76-65	George Mason
350	01/26/06	William & Mary	81-58	George Mason
400	02/27/08	William & Mary	68-59	George Mason
450	12/08/10	Loyola (Md.)	66-52	George Mason
500	01/05/12	at Georgia Tech	62-49	Miami
550	01/24/15	at Syracuse	66-62	Miami
100th win at Miami		Co. of Charleston, 12/19/15	85-63	

# COACH JIM LARRAÑAGA

## COACHING HONORS

2013 AP Coach of the Year  
 2013 Naismith Coach of the Year  
 2013 Henry Iba Coach of the Year  
 2006 Clair Bee Coach of the Year  
 2013 Adolph Rupp Cup Coach of the Year  
 2013 NABC All-District II Coach  
 2013 USBWA District IV Coach of the Year  
 2013 ACC Coach of the Year  
 2001 & 1999 CAA Coach of the Year  
 1997 MAC Coach of the Year  
 Six NCAA tournament appearances: 2013, 2011, 2008, 2006, 2001, 1999  
 Eight postseason NIT appearances: 2015, 2012, 2009, 2004, 2002, 1997, 1991, 1990  
 Nine 20-win seasons

## NOTABLE COLLEGE PLAYERS COACHED

Shane Larkin (Miami) - ACC Player of the Year, ACC Tournament MVP, USBWA All-District, Sporting News All-American, finalist for Cousy, Naismith & Wooden awards, All-ACC First Team and All-ACC Defensive Team  
 Durand Scott (Miami) - ACC Defensive Player of the Year, ACC Tournament First Team, All-ACC Third Team  
 George Evans (George Mason) - Three-time CAA Player of the Year, CAA Rookie of the Year, three-time CAA Defensive Player of the Year, three-time CAA All-Defensive Team  
 Antonio Daniels (Bowling Green) - MAC Player of the Year, MAC Freshman of the Year

## STUDENT-ATHLETE HONORS

Three All-America players  
 Nine All-Atlantic Coast Conference selections  
 Four ACC All-Tournament team selections  
 Four coaches and three media ACC All-Defensive Team selections  
 28 All-Colonial Athletic Association conference selections  
 Nine CAA All-Defensive Team selections  
 Eight CAA All-Rookie Team selections  
 Three Dean Ehlers Award winners - given to the CAA player who best meets the criteria of academic achievement, leadership and community service.  
 12 All-MAC Conference selections  
 Two MAC Freshman of the Year selections  
 Four MAC All-Freshman Team selections  
 Two NIT All-Tournament Team selections  
 One NABC Honors Court selection  
 Three ACC Academic Honor Roll student-athletes

## NBA PLAYERS COACHED

Lance Blanks	Frank Booker	Rick Carlisle
Antonio Daniels	Jeff Jones	Andrew Kennedy
Jeff Lamp	Shane Larkin	Lewis Latimore
Jason Miskiri	Olden Polynice	Lee Raker
Ralph Sampson	Tom Sheehy	Clinton Venable
Othell Wilson	Ricky Wilson	

## WINNINGEST ACTIVE COACHES VS. MAJOR SCHOOLS

-as of Nov. 2015

Rank		vs. Major Schools
1	Mike Krzyzewski, Duke	1,018
2	Jim Boeheim, Syracuse	966
3	Roy Williams, North Carolina	750
4	Rick Pitino, Louisville	720
5	Cliff Ellis, Coastal Carolina	694
6	Bob Huggins, West Virginia	693
7	John Calipari, Kentucky	635
8	Rick Barnes, Tennessee	604
9	Lon Kruger, Oklahoma	561
10	Bill Self, Kansas	559
11	Tubby Smith, Texas Tech	538
<b>12 Tie</b>	<b>Jim Larrañaga, Miami</b>	<b>533</b>
12 Tie	Dana Altman, Oregon	533
14	John Beilein, Michigan	459
15	Kelvin Sampson, Houston	438

## LARRAÑAGA YEAR-BY-YEAR

Year	School	Overall	Conference	Post
		W-L	W-L	Finish Season
1977-78	American International	14-13		
1978-79	American International	13-13		
1986-87	Bowling Green	15-14	10-6	3
1987-88	Bowling Green	12-16	7-9	t-5
1988-89	Bowling Green	13-15	6-10	t-6
1989-90	Bowling Green	18-11	9-7	t-3 NIT 0-1
1990-91	Bowling Green	17-13	9-7	t-4 NIT 0-1
1991-92	Bowling Green	14-15	8-8	5
1992-93	Bowling Green	11-16	8-10	t-6
1993-94	Bowling Green	18-10	12-6	t-2
1994-95	Bowling Green	16-11	10-8	t-5
1995-96	Bowling Green	14-13	9-9	t-6
1996-97	Bowling Green	22-10	13-5	t-1 NIT 0-1
1997-98	George Mason	9-18	6-10	6
1998-99	George Mason	19-11	13-3	1 NCAA 0-1
1999-00	George Mason	19-11	12-4	t-1
2000-01	George Mason	18-12	11-5	3 NCAA 0-1
2001-02	George Mason	19-10	13-5	2 NIT 0-1
2002-03	George Mason	16-12	11-7	4
2003-04	George Mason	23-10	12-6	3 NIT 2-1
2004-05	George Mason	16-13	10-8	6
2005-06	George Mason	27-8	15-3	t-1 NCAA 4-1
2006-07	George Mason	18-15	9-9	5
2007-08	George Mason	23-11	12-6	2 NCAA 0-1
2008-09	George Mason	22-11	13-5	2 NIT 0-1
2009-10	George Mason	17-15	12-6	4 CIT 0-1
2010-11	George Mason	27-7	16-2	1 NCAA 1-1
2011-12	Miami	20-13	9-7	t-4 NIT 1-1
2012-13	Miami	29-7	15-3	1 NCAA 2-1
2013-14	Miami	17-16	7-11	10
2014-15	Miami	25-13	10-8	6 NIT 4-1
2015-16	Miami	21-5	10-4	
<b>Overall</b>		<b>582-387</b>	<b>317-197</b>	<b>14-15</b>

## WINNINGEST COACHES

All-Time -as of Nov. 2015

	Name	Total Wins
1	Mike Krzyzewski	1018
2	Jim Boeheim	966
3	Bob Knight	902
4	Dean Smith	879
5	Adolph Rupp	876
6	Jim Calhoun	873
7	Jim Phelan	830
8	Eddie Sutton	806
9	Lefty Driesell	786
10	Lute Olson	780
11	Lou Henson	779
12	Cliff Ellis	770
13	Bob Huggins	765
14	Ed Diddle	759
15	Henry Iba	755
16	Roy Williams	750
17	Phog Allen	746
18	Rollie Massimino	745
19	John Chaney	741
20	Bo Ryan	740
21	Jerry Tarkanian	729
22	Norm Stewart	729
23	Ray Meyer	724
24	Rick Pitino	722
25	Don Haskins	719
26	Rick Byrd	711
27	Jerry Sloucum	699
28	Mike Montgomery	677
29	Denny Crum	675
30	Gary Williams	668
31	John Wooden	664
32	Larry Hunter	664
33	Ralph Miller	657
34	Tom Penders	649
35	Gene Bartow	647
36	John Beilein	642
37	Billy Tubbs	641
38	Homer Drew	640
39	Marv Harshman	637
40	Hugh Durham	633
41	Norm Sloan	624
42	Stew Morrill	620
43	Ben Braun	615
44	Rick Barnes	604
45	Slats Gill	599
46	Tom Davis	598
47	Abe Lemons	597
48	John Thompson	596
49	John Calipari	593
50	Guy Lewis	592
51	Bobby Cremins	579
52	Pat Douglass	573
53	Eldon Miller	568
54	Davey Whitney	566
55	Gale Catlett	565
56	Gary Colson	563
<b>T57</b>	<b>Jim Larrañaga</b>	<b>561</b>
T57	Lon Kruger	561
59	John Kresse	560
60	Bill Self	559
61	Tony Hinkle	558
62	Glenn Wilkes	551

<b>MIAMI HIGHS</b> Points 105, vs. Mississippi State 11/19 Points/Half 59 (1st), vs. Mississippi State 11/19 Field Goals Made 34 (2x) last at La Salle, 12/22 Field Goal Att. 64 (2x) last vs. Wake Forest, 1/23 Field Goal Pct. 56.7, vs. Mississippi State 11/19 3-Point FG Made 12, vs. Louisiana 11/16 3-Point FG Att. 31, vs. UTRGV 11/13 Free Throws Made 28, vs. Mississippi State 11/19 Free Throw Att. 38, vs. Mississippi State 11/19 Rebounds 51, at La Salle, 12/22 Assists 24, vs. Duke, 1/25 Steals 12 (2x) last vs. Wake Forest, 1/23 Blocks 7 (5x) last vs. Virginia Tech, 2/17 Turnovers 17, vs. College of Charleston, 12/19 Bench Points 50, vs. Mississippi State 11/19 Victory Margin 46, at La Salle, 12/22	<b>OPPONENT HIGHS</b> Points 96, at North Carolina, 2/20 Points/Half 54, at North Carolina, 2/20 Field Goals Made 39, at North Carolina, 2/20 Field Goal Att. 72, at North Carolina, 2/20 Field Goal Pct. 54.2, at North Carolina, 2/20 3-Point FG Made 12, vs. Northeastern, 11/27 3-Point FG Att. 24, at La Salle, 12/22 Free Throws Made 26, at NC State, 1/30 Free Throw Att. 31, at NC State, 1/30 Rebounds 46, at North Carolina, 2/20 Assists 21, at North Carolina, 2/20 Steals 13, vs. College of Charleston, 12/19 Blocks 6, at Florida State, 2/15 Turnovers 19, vs. Syracuse, 1/2 Bench Points 36, at North Carolina, 2/20 Victory Margin 25, at North Carolina, 2/20	<b>MIAMI LOWS</b> Points 58, at Virginia, 1/12 Points/Half 17 (1st), vs. Syracuse, 1/2 Field Goals Made 18, vs. Syracuse, 1/2 Field Goal Att. 48, vs. Virginia Tech, 2/17 Field Goal Pct. 34.6, vs. Syracuse, 1/2 3-Point FG Made 2, at Boston College, 1/20 3-Point FG Att. 10, at Boston College, 1/20 Free Throws Made 7, vs. Northeastern, 11/27 Free Throw Att. 9, vs. Northeastern, 11/27 Rebounds 23, at NC State, 1/30 Assists 8 (3x) last vs. Virginia Tech, 2/17 Steals 2, vs. Princeton, 12/29 Blocks 0, vs UTRGV 11/13 Turnovers 6, at Georgia Tech, 2/7 Bench Points 3, vs. Florida, 12/8 Victory Margin 2 (2x) last at Florida State, 2/15	<b>OPPONENT LOWS</b> Points 49 (2x) last vs. Virginia Tech, 2/17 Points/Half 21 (1st), vs. Charlotte, 12/5 Field Goals Made 16, vs. Virginia Tech, 2/17 Field Goal Att. 47, at Virginia, 1/12 Field Goal Pct. 29.6, vs. Virginia Tech, 2/17 3-Point FG Made 1, vs. Florida, 12/8 3-Point FG Att. 7, at Virginia, 1/12 Free Throws Made 4 (2x) last at Florida State, 2/15 Free Throw Att. 8, vs. Notre Dame, 2/3 Rebounds 24, at La Salle, 12/22 Assists 5, vs. Princeton, 12/29 Steals 1 (2x) last at Virginia, 1/12 Blocks 0 (2x) last vs. Duke, 1/25 Turnovers 5, vs. Charlotte, 12/5 Bench Points 7 (2x) last vs. Duke, 1/25 Victory Margin 1, vs. Northeastern, 11/27
	<b>MIAMI INDIVIDUAL HIGHS</b> Points 27, Sheldon McClellan, vs. Utah 11/20 Field Goals Made 10, Sheldon McClellan, vs. Utah 11/20 Field Goal Attempts 14 (3x) last Davon Reed & Sheldon McClellan, at Florida State, 2/15 3-Point FG Made 4 (4x), last Anthony Lawrence, Jr., vs. Notre Dame, 2/3 3-Point FG Attempts 9 (2x), Sheldon McClellan, last at Florida State, 2/15 Free Throws Made 12, Sheldon McClellan, vs. Syracuse, 1/2 Free Throw Attempts 14, Sheldon McClellan, vs. Syracuse, 1/2 Rebounds 17, Tonye Jekiri, at Boston College, 1/20 Assists 11, Angel Rodriguez, vs. Duke, 1/25 Blocks 5, Tonye Jekiri, vs. Northeastern, 11/27	<b>OPPONENT INDIVIDUAL HIGHS</b> Points 30, Cat Barber, at NC State, 1/30 Field Goals Made 11, Shavon Shields, at Nebraska, 12/1 Field Goal Attempts 25, Shavon Shields, at Nebraska, 12/1 3-Point FG Made 5 (3x) last Malachi Richardson, Syracuse, 1/2 3-Point FG Attempts 10 Quincy Ford, vs. Northeastern, 11/27 Free Throws Made 11, David Walker, vs. Northeastern, 11/27 Free Throw Attempts 12, David Walker, vs. Northeastern, 11/27 Rebounds 15, Brice Johnson, vs. North Carolina, 2/20 Assists 8 (3x) last Justin Jackson, vs. North Carolina, 2/20 Blocks 4, Jake Hammond, at Nebraska, 12/1	

THE LAST TIME ...

<b>Player Scored 30 Points</b> Miami Sheldon McClellan (31), at Charlotte, 11/25/14 Opponent Cat Barber (30), at NC State, 1/30/16	
<b>Player Scored 35 Points</b> Miami Jack McClinton (35) vs. North Carolina, 3/15/09 Opponent Xavier Rathan-Mayes (35) Florida State, 2/25/15	
<b>Player Scored 40 Points</b> Miami Darius Rice (43) vs. Connecticut, 1/20/03 Opponent Sean Singletary (41), Virginia, 3/1/08	
<b>Two Players Scored 20 Points</b> Miami Sheldon McClellan (27), Tonye Jekiri (20), Utah, 11/20/15 Opponent David Walker (21), Quincy Ford (24), Northeastern, 11/27/15	
<b>Three Players Scored 20 Points</b> Miami Dwayne Collins (23), Brian Asbury (21), Jack McClinton (20) vs. Virginia Tech, 1/25/09 Opponent Travis Mays (40), Alvin Heggs (22), Lance Blanks (21), Texas, 2/22/89	
<b>Five (not 5+) Players Scored in Double Figures</b> Miami Anthony Lawrence, Jr. (18), Sheldon McClellan (12), Angel Rodriguez (12), Ja'Quan Newton (12), Kamari Murphy (11) vs. Notre Dame, 2/3/16 Opponent Shawn Long (21), Jay Wright (13), Kasey Shepherd (12), Bryce Washington (11), Devonta Walker (11) vs. Louisiana 11/16/15	
<b>Six (not 6+) Players Scored in Double Figures</b> Miami Davon Reed (19), Angel Rodriguez (18), Sheldon McClellan (16), Ivan Cruz Uceda (13), Anthony Lawrence (12), Ja'Quan Newton (11) vs. Louisiana 11/16/15	
<b>Seven+ Players Scored in Double Figures</b> Miami Sheldon McClellan (18), Ja'Quan Newton (15), James Palmer (14), Ebuka Izundu (11) Angel Rodriguez (11), Ivan Cruz Uceda (10), Anthony Lawrence Jr. (10) vs. Mississippi State 11/19/15	
<b>Player Grabbed 15 Rebounds</b> Miami Tonye Jekiri (15) at Louisville, 2/21/15 Opponent Brice Johnson (15) vs. North Carolina, 2/20/16	
<b>Two Players Grabbed 10 Rebounds</b> Miami Tonye Jekiri (14), Kamari Murphy (10), at La Salle, 12/22/15 Opponent Tyler Roberson (11), Tyler Lydon (10), Syracuse, 1/2/16	
<b>Three Players Grabbed 10 Rebounds</b> Miami Mark Richardson (11), Eric Brown (10), Joe Wylie (10) vs. FIU, 3/6/89 Opponent Matt Harpring (12), Dion Glover (10), Michael Maddox (10), Georgia Tech, 12/2/7/97	
<b>Player Had 10 Assists</b> Miami Angel Rodriguez (11), vs. Duke, 1/25/16 Opponent Kris Dunn (13), Providence, 12/22/14	
<b>Player Had 10 Blocks</b> Miami Anthony King (10) vs. Florida Atlantic, 11/29/04 Opponent Jarvis Varnado (10), Mississippi State, 12/13/07	

<b>Player Had a Double-Double</b> Miami Tonye Jekiri (10 pts, 10 reb) vs. Pittsburgh, 2/9/16 Opponent Brice Johnson (16 pts, 15 reb) vs. North Carolina, 2/22/16	
<b>Player Had a Triple-Double</b> Miami Anthony King (11 pts, 10 reb, 13 blks) vs. Florida Atlantic, 11/29/04 Opponent Brendan Haywood (18 pts, 14 reb, 10 blks), North Carolina, 12/4/00	
<b>Two Players Had Double-Doubles</b> Miami Reggie Johnson (22 pts, 11 rebs) & Kenny Kadji (12 pts, 12 rebs), vs. Stetson, 11/9/12 Opponent Brice Johnson (22 pts, 11 rebs) & J.P. Tokoto (10 pts, 10 rebs), North Carolina, 2/28/15	
<b>Team Scored 100 Points</b> Miami 105 vs. Mississippi State, 11/19/15 Opponent 105, North Carolina, 1/31/07	
<b>Team Scored 50 Points in a Half</b> Miami 55 (2nd half) at La Salle, 12/22/15 Opponent 54 (2nd half) at North Carolina, 2/20/16	
<b>Team Shot 50 Percent in Both Halves</b> Miami .630 (17-27) / .500 (31-55) vs. Notre Dame, 2/3/16 Opponent .529 (18-34) / .553 (21-38) at North Carolina, 2/20/16	
<b>Team Shot 60 Percent in a Half</b> Miami .680 (17-25), second half, vs. Virginia Tech, 2/17/16 Opponent .611 (11-18), second half, at Virginia, 1/12/16	
<b>Team Shot 70 Percent in a Half</b> Miami .739 (17-23), first half, at Florida State, 2/13/13	
<b>Team Shot 60 Percent in a Game</b> Miami .638 (30-47), at Florida State, 2/13/13 Opponent .622 (23-37), Clemson, 12/21/08	
<b>Team Shot Less Than 30 Percent in a Game</b> Miami .293 (12-41), vs. Eastern Kentucky, 12/19/14 Opponent .296 (16-54), vs. Virginia Tech, 2/17/16	

<b>THE LAST TIME A MIAMI FRESHMAN ...</b>
Scored 26+ Points: Durand Scott, 29, vs. North Carolina, 3/02/10
Scored 20-25 Points: Deandre Burnett, 21, vs. Green Bay, 12/6/14
Perfect from Field (5+ att): Reggie Johnson (RS), 8-of-8, vs. Wake Forest, 3/11/10
Perfect from 3-Point (3+ att): Anthony Lawrence, 4-of-4, vs. Notre Dame, 2/3/16
10+ Rebounds: Reggie Johnson (RS), 12, vs. Virginia Tech, 03/12/10
10+ Assists: Durand Scott, 10, vs. North Carolina Central, 11/14/09
5-9 Assists: Ja'Quan Newton, 5, at Notre Dame, 1/17/15
5+ Steals: Shane Larkin, 6, vs. North Carolina, 01/10/12
4+ Blocks: Raphael Akpejiori, 4, McNeese State, 11/24/10
Double-Double: Julian Gamble (RS), 13 points, 13 rebounds, North Florida, 12/31/08



Official Basketball Box Score -- Game Totals -- Final Statistics  
**UTRGV vs Miami**  
11-13-15 7:02 p.m. at BankUnited Center | Coral Gables, Fla.

**UTRGV 59 • 0-1**

#	Player		Total		3-Ptr		Rebounds					PF	TP	A	TO	Blk	Stl	Min
			FG-FGA	FG-FGA	FT-FTA	Off	Def	Tot										
03	Thompson,JJ	*	1-5	1-3	2-2	0	1	1	3	5	4	0	1	30				
20	Dixon,Nick	*	0-7	0-2	1-2	1	3	4	1	1	1	0	1	19				
23	Kimasa,Dan	*	5-11	0-0	0-0	0	5	5	3	10	1	1	0	25				
24	Hines,Shaquille	*	7-14	3-4	1-1	3	3	6	4	18	0	1	0	24				
35	Slaughter,Dakota	*	2-7	1-5	0-0	1	1	2	4	5	1	3	0	28				
01	Osborne,Everett		2-3	1-2	2-2	0	1	1	1	7	0	1	0	17				
05	Jones,Walter		1-1	0-0	0-2	0	0	0	3	2	0	0	0	8				
32	Rwabigwi,Adonis		0-1	0-0	0-0	0	3	3	3	0	0	2	1	0	15			
44	Ikuenobe,Christopher		0-0	0-0	2-3	0	1	1	1	2	0	1	0	4				
55	Green,Antonio		4-6	1-3	0-0	0	4	4	3	9	1	0	0	1	30			
Team						1	6	7										
Totals				22-55	7-19	8-12	6	28	34	26	59	9	15	1	4	200		
FG % 1st Half:			8-27	29.6%	2nd half:	14-28	50.0%	Game:	22-55	40.0%	Deadball Rebounds							
3FG % 1st Half:			3-10	30.0%	2nd half:	4-9	44.4%	Game:	7-19	36.8%								
FT % 1st Half:			1-2	50.0%	2nd half:	7-10	70.0%	Game:	8-12	66.7%								

**Miami 86 • 1-0**

#	Player		Total		3-Ptr		Rebounds					PF	TP	A	TO	Blk	Stl	Min
			FG-FGA	FG-FGA	FT-FTA	Off	Def	Tot										
05	Davon Reed	*	4-11	0-4	6-9	1	2	3	3	14	0	0	0	1	24			
10	Sheldon McClellan	*	6-10	2-4	4-4	1	3	4	3	18	1	1	0	1	29			
13	Angel Rodriguez	*	2-10	1-7	0-1	1	1	2	1	5	7	0	0	2	32			
23	Tonye Jekiri	*	2-5	0-1	3-4	2	10	12	3	7	1	1	0	0	28			
35	Ivan CruzUceda	*	5-9	4-7	2-2	1	6	7	2	16	1	1	0	1	26			
00	Ja'Quan Newton		3-6	0-1	5-7	0	2	2	0	11	1	3	0	1	23			
03	Anthony Lawrence		0-1	0-0	1-2	2	0	2	1	0	1	0	1	0	6			
12	James Palmer		3-7	2-4	3-4	1	5	6	0	11	3	0	0	0	23			
15	Ebuka Izundu		0-0	0-0	0-0	0	0	0	2	0	0	0	0	0	4			
20	Mike Robinson		1-2	1-2	0-0	0	1	1	1	3	0	0	0	0	3			
35	Chris Stowell		0-1	0-1	0-0	0	0	0	0	0	0	0	0	0	2			
Team						6	0	6										
Totals			26-62	10-31	24-33	15	30	45	16	86	14	8	0	6	200			
FG % 1st Half:		8-29	27.6%	2nd half:	18-33	54.5%	Game:		26-62	41.9%	Deadball Rebounds							
3FG % 1st Half:		1-12	8.3%	2nd half:	9-19	47.4%	Game:		10-31	32.3%	2							
FT % 1st Half:		11-12	91.7%	2nd half:	13-21	61.9%	Game:		24-33	72.7%								

Officials: Clarence Armstrong, Tim Eberole, Bob Testa

Technical fouls: UTRGV-None. Miami-None.

Attendance: 6607

Score by periods	1st	2nd	Total
UTRGV	20	39	59
Miami	28	58	86

Last FG - UTRGV 2nd-01:25, UM 2nd-02:58.

Largest lead - UTRGV by 3 1st-18:22, UM by 32 2nd-02:02.

UTRGV led for 04:59. UM led for 33:25. Game was tied for 01:36.

Score tied - 3 times.

Lead changed - 3 times.

Official Basketball Box Score -- Game Totals -- Final Statistics  
**Louisiana vs Miami**  
11-16-15 7 p.m. at BankUnited Center | Coral Gables, Fla.

**Louisiana 77 • 1-1**

#	Player	Total		3-Ptr		Rebounds			PF	TP	A	TO	Blk	Stl	Min
		FG-FGA	FG-FGA	FT-FTA	Off	Def	Tot								
21	Long, Shawn	f	9-17	0-2	3-8	6	7	13	4	21	1	4	2	1	33
32	Washington, Bryce	f	5-10	1-5	0-0	2	0	2	2	11	2	2	0	0	25
01	Wright, Jay	g	4-9	1-2	4-7	0	0	0	2	13	8	1	0	2	30
13	Register, Hayward	g	1-2	1-2	2-3	0	1	1	1	5	0	1	0	0	11
22	Stove, Johnathan	g	0-1	0-0	2-2	0	3	3	3	2	1	2	0	1	22
00	Walker, Devonta		5-7	0-0	1-2	3	2	5	4	11	0	1	1	0	15
03	Wooten, Tyrone		0-3	0-1	0-0	1	2	3	1	0	0	0	0	0	7
04	Wronkoski, Steven		1-3	0-2	0-0	1	1	2	2	2	0	1	0	0	17
05	Shepherd, Kasey		4-9	2-5	2-2	1	2	3	2	12	2	1	0	3	22
15	Edgman, Jay		0-2	0-1	0-0	0	1	1	1	0	0	0	0	0	14
23	Williams, Tiremone		0-0	0-0	0-0	0	0	0	1	0	0	0	0	0	4
Team						4	1	5							
Totals			29-63	5-20	14-24	18	20	38	23	77	14	13	3	7	200
FG % 1st Half:		10-24	41.7%	2nd half:	19-39	48.7%	Game:	29-63	46.0%	Deadball Rebounds					
3FG % 1st Half:		2-9	22.2%	2nd half:	3-11	27.3%	Game:	5-20	25.0%						
FT % 1st Half:		5-9	55.6%	2nd half:	9-15	60.0%	Game:	14-24	58.3%						

**Miami 93 • 2-0**

#	Player	Total		3-Ptr		Rebounds			PF	TP	A	TO	Blk	Stl	Min
		FG-FGA	FG-FGA	FT-FTA	Off	Def	Tot								
33	Ivan CruzUceda	f	5-7	3-5	0-0	0	3	3	3	13	0	0	0	0	29
23	Tonye Jekiri	c	2-6	0-1	0-1	1	3	4	4	4	1	2	0	0	23
05	Davon Reed	g	6-8	4-5	3-4	0	4	4	3	19	1	2	1	1	32
10	Sheldon McClellan	g	6-9	2-4	2-3	2	3	5	2	16	2	1	1	3	34
13	Angel Rodriguez	g	4-11	2-6	8-11	3	2	5	3	18	4	2	1	0	31
00	Ja'Quan Newton		5-6	0-0	1-2	0	0	0	1	11	5	2	0	0	15
03	Anthony Lawrence		3-6	1-2	5-6	2	4	6	3	12	4	1	1	2	25
12	James Palmer		0-2	0-0	0-0	1	1	2	1	0	0	0	0	0	11
15	Ebuka Izundu		0-0	0-0	0-0	0	0	0	0	0	0	0	0	0	0+
Team						1	1	2							
Totals			31-55	12-23	19-27	10	21	31	20	93	17	10	4	6	200
FG % 1st Half: 16-30		53.3%	2nd half: 15-25	60.0%	Game: 31-55	56.4%	Deadball Rebounds								
3FG % 1st Half: 6-14		42.9%	2nd half: 6-9	66.7%	Game: 12-23	52.2%									
FT % 1st Half: 5-6		83.3%	2nd half: 14-21	66.7%	Game: 19-27	70.4%									

Officials: Tim Nestor, Raymond Styons, Alfred Smith

Technical fouls: Louisiana-None. Miami-None.

Attendance: 5965

Score by periods	1st	2nd	Total
Louisiana	27	50	77
Miami	43	50	93

Last FG - U.L. 2nd-01:17, UM 2nd-02:15.

Largest lead - U.L. by 3 1st-19:35, UM by 20 1st-03:31.

U.L. led for 01:21. UM led for 37:33. Game was tied for 01:06.

Score tied - 2 times.

Lead changed - 1 time.

Official Basketball Box Score -- Game Totals -- Final Statistics  
**Miami vs Mississippi State**  
11/19/15 6:00 PM AT at Coliseo Roberto Clemente (San Juan, PR)

**Miami 105 • 3-0**

#	Player		Total		3-Ptr		Rebounds					PF	TP	A	TO	Blk	Stl	Min
			FG-FGA	FG-FGA	FT-FTA	Off	Def	Tot										
33	Ivan CruzUceda	f	4-6	2-3	0-0	0	6	6	3	10	0	1	0	1			22	
23	Tonye Jekiri	c	3-5	0-0	2-2	3	7	10	3	8	2	3	1	0			18	
05	Davon Reed	g	1-2	1-1	5-5	0	3	3	4	8	1	2	0	0			18	
10	Sheldon McClellan		5-10	2-3	6-6	0	0	0	1	18	4	0	0	2			32	
13	Angel Rodriguez	g	4-6	2-3	1-2	1	2	3	3	11	5	2	0	0			24	
00	Ja'Quan Newton		5-10	0-2	5-8	0	2	2	2	15	5	2	0	2			24	
03	Anthony Lawrence		3-7	0-2	4-6	2	2	4	3	10	2	0	0	2			22	
12	James Palmer		6-9	2-3	0-2	0	2	2	0	14	1	0	0	0			21	
15	Ebuka Izundu		3-5	0-0	5-7	5	2	7	0	11	0	0	0	0			15	
20	Mike Robinson		0-0	0-0	0-0	0	0	0	1	0	0	0	0	0			2	
35	Chris Stowell		0-0	0-0	0-0	0	0	0	0	0	0	1	0	0			2	
Team																		
Totals			34-60	9-17	28-38	13	28	41	20	105	20	11	1	7			200	
FG % 1st Half:		20-32	62.5%	2nd half:	14-28	50.0%	Game:	34-60	56.7%									Deadball
3FG % 1st Half:		7-13	53.8%	2nd half:	2-4	50.0%	Game:	9-17	52.9%									Rebounds
FT % 1st Half:		12-17	70.6%	2nd half:	16-21	76.2%	Game:	28-38	73.7%									

**Mississippi State 79 • 1-2**

#	Player		Total		3-Ptr		Rebounds			PF	TP	A	TO	Blk	Stl	Min
			FG-FGA	FG-FGA	FT-FTA	Off	Def	Tot								
20	Gavin Ware	f	10-15	0-0	0-0	2	3	5	4	20	1	1	0	0	0	29
01	Fred Thomas	g	0-5	0-4	0-0	0	4	4	4	0	0	1	0	0	0	27
15	I.J. Ready	g	3-8	1-3	2-4	1	0	1	3	9	4	5	0	1	1	26
23	Travis Daniels	g	2-6	1-2	0-0	1	2	3	3	5	2	2	2	0	0	25
32	Craig Sword	g	6-12	1-2	7-9	2	1	3	3	20	4	1	1	1	1	28
04	Johnny Zuppardo		2-3	2-2	0-0	0	1	1	3	6	0	0	0	1	0	9
11	Q. Weatherspoon		2-6	0-1	0-0	1	2	3	4	4	2	0	1	1	1	16
14	Malik Newman		5-10	4-8	1-2	0	3	3	3	15	1	3	0	0	0	27
22	Fallou Ndoye		0-1	0-0	0-0	1	1	2	2	0	0	0	0	0	0	11
24	Jett Jobe		0-0	0-0	0-0	0	1	1	0	0	0	0	0	0	0	20
Team						1	0	1								
Totals			30-66	9-22	10-15	9	18	27	29	79	14	13	5	3	20	
FG % 1st Half:		13-31	41.9%	2nd half:	17-35	48.6%	Game:		30-66	45.5%	Deadball					
3FG % 1st Half:		4-10	40.0%	2nd half:	5-12	41.7%	Game:		9-22	40.9%	Rebounds					
FT % 1st Half:		5-6	83.3%	2nd half:	5-9	55.6%	Game:		10-15	66.7%	4					

Official Basketball Box Score -- Game Totals -- Final Statistics  
**Butler vs Miami**  
11-22-15 7:30 PM AT at Coliseo Roberto Clemente (San Juan, PR)

**Butler 75 • 3-1**

#	Player		Total			3-Ptr	Rebounds			PF	TP	A	TO	Blk	Stl	Min
			FG-FGA	FG-FGA	FT-FTA		Off	Def	Tot							
04	WIDEMAN, Tyler	f	3-6	0-0	2-2		4	6	10	4	8	0	0	0	2	31
45	CHRAVASCZ, Andrew	f	3-7	0-1	0-0		2	0	2	4	6	2	0	1	0	27
01	LEWIS, Tyler	g	1-5	1-4	0-0		0	0	0	1	3	1	2	0	0	25
21	JONES, Roosevelt	g	7-13	0-0	5-11		3	2	5	2	19	5	3	0	1	36
24	DUNHAM, Kellen	g	6-17	5-8	6-6		0	0	0	3	23	1	4	0	0	28
00	ETHERINGTON, Austin		0-1	0-1	0-0		0	1	1	0	0	1	0	0	0	8
05	GATHERS, Jordan		2-3	2-3	0-0		0	0	0	1	6	1	1	0	2	12
13	DAVIS, Jackson		1-2	0-0	0-0		0	0	0	1	2	0	0	0	0	5
30	MARTIN, Kelan		3-5	0-1	2-2		0	5	5	3	8	0	3	0	0	28
Team							4	3	7							
Totals				26-59	8-18	15-21	13	17	30	19	75	11	13	1	5	200
FG % 1st Half: 11-27			40.7%	2nd half: 15-32	46.9%	Game: 26-59	44.1%	Deadball								
3FG % 1st Half: 3-9			33.3%	2nd half: 5-9	55.6%	Game: 8-18	44.4%	Rebounds								
FT % 1st Half: 4-6			66.7%	2nd half: 11-15	73.3%	Game: 15-21	71.4%	2								

**Miami 85 • 5-0**

#	Player		Total			3-PTA	Rebounds			PF	TP	A			TO	Blk	Stl	Min
			FG	FGA	%		Off	Def	Total			1st	2nd	3rd				
33	Ivan CruzUceda	f	3-4	2-3	0-0	1	3	4	1	8	0	0	2	0	0	20		
23	Tonye Jekiri	c	4-6	0-0	4-4	4	8	12	4	12	1	3	2	0	0	34		
05	Davon Reed	g	1-3	1-1	4-4	1	4	5	3	7	3	2	0	0	0	30		
10	Sheldon McClellan	g	2-6	2-5	2-2	0	2	2	2	8	2	1	0	1	1	29		
13	Angel Rodriguez	g	6-10	3-6	4-4	0	1	1	3	19	3	4	0	3	29			
00	Ja'Quan Newton		5-12	0-1	7-8	0	1	1	1	17	3	1	1	2	23			
03	Anthony Lawrence		3-6	1-3	0-0	0	1	1	1	7	1	0	0	2	12			
12	James Palmer		1-2	0-1	0-0	0	1	1	2	2	1	0	0	0	11			
21	Kamari Murphy		2-3	0-0	1-2	1	3	4	4	5	0	0	0	0	12			
Team						2	0	2										
Totals				27-52	9-20	22-24	9	24	33	21	85	14	11	5	8	200		
FG % 1st Half: 18-34			52.9%	2nd half: 9-18	50.0%	Game: 27-52	51.9%	Deadball										
3FG % 1st Half: 4-11			36.4%	2nd half: 5-9	55.6%	Game: 9-20	45.0%	Rebounds										
FT % 1st Half: 2-2			100.0%	2nd half: 20-22	90.9%	Game: 22-24	91.7%	1										

Officials: Joe DeRosa, Patrick Adams, Kipp Kissinger  
Technical fouls: Butler-None. Miami-Kamari Murphy.  
Attendance: 5309  
Game 12 of the Ninth Annual Puerto Rico Tip-Off Tournament  
Championship Game

Score by periods	1st	2nd	Total
Butler	29	46	75
Miami	42	43	85

Last FG - BUTLER 2nd-03:31, UM 2nd-06:15.  
Largest lead - BUTLER None, UM by 19 1st-02:41.  
BUTLER led for 00:00. UM led for 37:47. Game was tied for 02:13.

	In Paint	Off T/O	2nd Chance	Fast Break	Bench
Points BUTLER	28	16	15	2	16
UM	28	19	13	13	31

Score tied - 2 times.  
Lead changed - 0 times.

Official Basketball Box Score -- Game Totals -- Final Statistics  
**Northeastern vs Miami**  
11-27-15 4 p.m. at BankUnited Center | Coral Gables, Fla.

**Northeastern 78 • 4-1**

#	Player	Total		3-Ptr	Rebounds					PF	TP	A TO			Blk	Stl	Min
		FG-FGA	FG-FGA		FT-FTA	Off	Def	Tot									
04	Walker, David	*	4-10	2-4	11-12	0	2	2	1	21	3	2	0	1	38		
10	Williams, T.J.	*	1-4	0-2	1-3	0	0	0	0	3	3	0	0	0	28		
12	Ford, Quincy	*	9-17	5-10	1-3	1	5	6	3	24	2	4	0	4	29		
33	Stahl, Zach	*	3-6	0-0	0-0	1	4	5	4	6	0	4	1	0	32		
34	Abakah, Kwesi	*	1-4	0-0	0-0	2	3	5	3	2	1	0	0	0	24		
11	Miller, Jeremy	*	3-5	2-2	1-1	2	3	5	1	9	0	0	0	0	17		
15	Donnelly, Caleb	*	2-2	1-1	0-1	0	0	0	0	5	0	0	0	0	8		
20	Begley, Devon	*	2-6	2-3	2-2	1	2	3	2	8	2	2	0	0	24		
Team						4	3	7									
Totals			25-54	12-22	16-22	11	22	33	14	78	11	12	1	5	200		
FG % 1st Half:		11-26	42.3%	2nd half:	14-28	50.0%	Game:	25-54	46.3%	Deadball							
3FG % 1st Half:		7-12	58.3%	2nd half:	5-10	50.0%	Game:	12-22	54.5%	Rebounds							
FT % 1st Half:		6-8	75.0%	2nd half:	10-14	71.4%	Game:	16-22	72.7%	0							

**Miami 77 • 5-0**

#	Player	Total		3-PTA	Rebounds			PF	TP	A TO			Blk	Stl	Min
		FG-FGA	FG-FGA		FT-FTA	Off	Def			Tot					
05	Davon Reed	*	7-10	2-5	3-3	1	6	7	3	19	4	2	1	1	34
10	Sheldon McClellan	*	8-12	1-3	1-1	0	1	1	3	18	1	0	0	1	32
13	Angel Rodriguez	*	5-11	1-4	1-1	0	0	0	4	12	6	3	0	1	32
23	Tonye Jekiri	*	4-8	0-0	0-1	2	10	12	2	8	2	2	5	0	37
33	Ivan CruzUceda	*	1-3	1-3	0-0	0	0	0	1	3	1	0	0	0	14
00	Ja'Quan Newton	*	5-7	1-1	2-3	1	1	2	4	13	1	2	0	1	20
03	Anthony Lawrence	*	0-1	0-0	0-0	1	0	1	1	0	0	0	0	0	5
12	James Palmer	*	1-5	0-1	0-0	0	0	0	0	2	1	0	0	0	9
21	Kamari Murphy	*	1-2	0-0	0-0	1	5	6	3	2	0	2	1	0	17
Team						0	1	1							
Totals			32-59	6-17	7-9	6	24	30	21	77	16	11	7	4	200
FG % 1st Half: 13-29		44.8%	2nd half: 19-30	63.3%	Game: 32-59	54.2%	Deadball								
3FG % 1st Half: 1-8		12.5%	2nd half: 5-9	55.6%	Game: 6-17	35.3%	Rebounds								
FT % 1st Half: 3-4		75.0%	2nd half: 4-5	80.0%	Game: 7-9	77.8%	1								

Officials: Brian Dorsey, Les Jones, Bill McCarthy  
Technical fouls: Northeastern-None. Miami-None.  
Attendance: 6635

Score by periods	1st	2nd	Total
Northeastern	35	43	78
Miami	30	47	77

Last FG - NU 2nd-00:00, UM 2nd-00:18.  
Largest lead - NU by 13 1st-07:09, UM by 7 2nd-04:23.  
NU led for 31:54. UM led for 06:00. Game was tied for 02:06.

Score tied - 2 times.  
Lead changed - 4 times.

	Points NU	In Paint	Off T/O	2nd Chance	Fast Break	Bench
UM	18	15	10	7	10	17

Official Basketball Box Score -- Game Totals -- Final Statistics  
**Miami vs Nebraska**  
12/01/15 8:05 p.m. at Pinnacle Bank Arena (Lincoln, Neb.)

**Miami 77 • 6-1**

#	Player		Total			3-Ptr	Rebounds			PF	TP	A TO			Blk	Stl	Min							
			FG	F	GA		FG	F	GA			Off	Def	Tot				Ass	Turn					
21	Kamari Murphy	f	5	-6		0	-0		1	4	5	4	10	0	2	1	0	29						
23	Tonye Jekiri	c	2	-8		0	-1	3	-3	2	8	10	3	7	2	2	2	0	39					
05	Davon Reed	g	1	-10		1	-6		5	6	1	3	4	2	8	0	1	0	0	32				
10	Sheldon McClellan	g	3	-8		1	-2	7	-9	2	2	4	2	14	0	2	0	1	1	43				
13	Angel Rodriguez	g	5	-11		2	-5		3	-4	0	4	4	1	15	4	4	1	3	36				
00	Ja'Quan Newton		3	-6		0	-2	4	-5	0	2	2	1	10	2	2	2	0	0	20				
03	Anthony Lawrence		5	-7		2	-3	1	-1	2	5	7	1	13	0	0	0	0	0	14				
12	James Palmer		0	-0		0	-0	0	-0	0	0	0	1	0	0	0	0	0	0	3				
33	Ivan CruzUceda		0	-2		0	-2	0	-0	1	1	2	1	0	0	1	0	0	0	9				
Team										3	0	3												
Totals				24	-58		6	-21		23	-28		12	29	41		16	77		8	14	4	4	225
FG % 1st Half: 13-30			43.3%	2nd half: 9-21			42.9%	OT: 2-7			28.6%	Game: 24-58			41.4%	Deadball								
3FG % 1st Half: 3-8			37.5%	2nd half: 2-9			22.2%	OT: 1-4			25.0%	Game: 6-21			28.6%	Rebounds								
FT % 1st Half: 8-8			100.0%	2nd half: 11-14			78.6%	OT: 4-6			66.7%	Game: 23-28			82.1%	2								

**Nebraska 72 • 5-3**

#	Player		Total			3-Ptr	Rebounds			PF	TP	A TO			Blk	Stl	Min
			FG-FGA	FG-FGA	FT-FTA		Off	Def	Tot			TO	TO	TO			
24	Hammond, Jake	f	0-3	0-0	0-0		1	2	3	4	0	1	1	4	0	22	
31	Shields, Shavon	f	11-25	2-5	4-6		2	3	5	4	28	2	4	0	2	40-	
00	Webster, Tai	g	4-11	1-2	0-0		0	5	5	5	9	4	2	0	1	30-	
03	White III, Andrew	g	4-8	1-4	4-4		2	4	6	2	13	0	2	0	2	39	
32	Parker, Benny	g	2-5	2-3	0-0		0	4	4	1	6	1	1	0	1	34	
05	Watson Jr., Glynn		4-9	2-3	1-2		1	3	4	2	11	1	0	0	0	20	
10	McVeigh, Jack		1-1	1-1	0-0		0	2	2	1	3	1	1	0	1	17	
12	Jacobson, Michael		0-1	0-0	0-0		0	0	0	0	0	0	0	0	0	3	
30	Morrow Jr., Ed		1-1	0-0	0-0		2	2	4	3	2	0	0	0	0	20	
	Team						1	0	1				1				
Totals			27-64	9-18	9-12		9	25	34	22	72	10	12	4	7	225	
FG % 1st Half: 14-28			50.0%	2nd half: 13-30	43.3%	OT: 0-6	0.0%	Game: 27-64	42.2%	Deadball							
3FG % 1st Half: 6-9			66.7%	2nd half: 3-6	50.0%	OT: 0-3	0.0%	Game: 9-18	50.0%	Rebounds							
FT % 1st Half: 2-2			100.0%	2nd half: 3-4	75.0%	OT: 0-4	66.7%	Game: 9-12	75.0%	2							

Official Basketball Box Score -- Game Totals -- Final Statistics  
Florida vs Miami  
12-08-15 7:02 p.m. at BankUnited Center | Coral Gables, Fla.

Florida 55 • 6-2

#	Player	Total			3-Ptr		Rebounds					PF	TP	A TO Blk			Stl	Min
		FG-FGA	FG-FGA	FT-FTA	Off	Def	Tot	A	To	Blk								
00	Hill, Kasey	1-7	0-3	2-3	0	0	0	5	4	1	3	0	1	3	0	1	21	
03	Robinson, Devin	5-10	0-1	1-1	1	5	6	3	11	2	0	0	0	0	0	0	30	
04	Allen, KeVaughn	2-7	0-1	0-0	0	2	2	1	4	0	0	0	0	0	0	0	21	
10	Finnney-Smith, Dorian	4-7	1-2	3-8	1	5	6	2	12	0	2	0	0	2	0	0	34	
15	Egbunu, John	5-10	0-0	4-4	2	3	5	4	14	0	2	0	1	2	0	1	30	
01	Walker, DeVon	0-0	0-0	0-0	1	0	1	0	0	0	1	0	1	0	1	0	8	
02	Francis-Ramirez, B.	2-7	0-2	0-0	0	1	1	2	4	1	0	0	0	0	0	0	18	
11	Chiozza, Chris	1-4	0-2	0-0	0	2	2	5	2	3	2	0	1	0	1	0	20	
13	Hayes, Kevarius	1-2	0-0	0-0	1	1	2	0	2	0	0	0	1	0	1	0	10	
24	Leon, Justin	1-3	0-1	0-0	2	1	3	1	2	0	0	0	0	0	0	1	7	
32	Rimmer, Schuyler	0-0	0-0	0-0	0	1	1	0	0	0	0	0	0	0	0	0	1	
Team					1	1	2											
Totals		22-57	1-12	10-16	9	22	31	23	55	7	10	1	5	200				
FG % 1st Half: 9-25		36.0%	2nd half: 13-32	40.6%	Game: 22-57	38.6%												Deadball Rebounds 1
3FG % 1st Half: 1-6		16.7%	2nd half: 0-6	0.0%	Game: 1-12	8.3%												
FT % 1st Half: 5-7		71.4%	2nd half: 5-9	55.6%	Game: 10-16	62.5%												

Miami 66 • 8-1

#	Player	Total			3-Ptr			Rebounds					PF	TP	A TO Blk			Stl	Min
		FG-FGA	FG-FGA	FT-FTA	Off	Def	Tot	A	To	Blk									
05	Davon Reed	2-8	1-4	0-0	0	4	4	2	5	0	2	2	3	2	3	27			
10	Sheldon McClellan	7-12	3-4	7-8	1	4	5	0	24	1	1	0	1	37					
13	Angel Rodriguez	5-8	3-5	4-4	0	3	3	3	17	2	2	0	3	29					
21	Kamari Murphy	3-7	0-1	2-4	2	4	6	4	8	1	1	1	0	34					
23	Tonye Jekiri	3-4	0-0	3-4	5	4	9	3	9	1	3	3	0	27					
00	Ja'Quan Newton	0-2	0-0	3-4	0	1	1	1	3	3	3	0	0	19					
12	James Palmer	0-3	0-1	0-0	1	0	1	0	0	1	0	0	0	10					
15	Ebuka Izundu	0-3	0-0	0-0	1	0	1	1	0	0	0	0	0	4					
33	Ivan CruzUceda	0-4	0-2	0-0	0	3	3	3	0	0	1	0	0	13					
Team					1	8	9				1								
Totals		20-51	7-17	19-24	11	31	42	17	66	9	14	6	7	200					
FG % 1st Half: 13-34		38.2%	2nd half: 7-17	41.2%	Game: 20-51	39.2%									Deadball Rebounds 3				
3FG % 1st Half: 4-11		36.4%	2nd half: 3-6	50.0%	Game: 7-17	41.2%													
FT % 1st Half: 3-4		75.0%	2nd half: 16-20	80.0%	Game: 19-24	79.2%													

Officials: Roger Ayers, Les Jones, Patrick Adams  
Technical fouls: Florida-None. Miami-None.  
Attendance: 7972

Score by periods	1st	2nd	Total
Florida	24	31	55
Miami	33	33	66

Points	In Paint	T/O	2nd Chance	Fast Break	Bench
UF	32	11	9	2	10
UM	22	10	11	6	3

Last FG - UF 2nd-00:16, UM 2nd-06:37.  
Largest lead - UF by 1 1st-16:45, UM by 15 2nd-01:52.  
UF led for 00:13. UM led for 39:29. Game was tied for 00:18.

Score tied - 0 times.  
Lead changed - 2 times.

Official Basketball Box Score -- Game Totals -- Final Statistics  
Miami vs La Salle  
12-22-15 5:06 pm at Philadelphia, Pa. (The Palestra)

Miami 95 • 10-1

#	Player	Total			3-Ptr		Rebounds			PF	TP	A TO Blk			Stl	Min	
		FG	FG-FA	FG-FGA	FT	FT-FTA	Off	Def	Tot			A	TO	Blk			
21	Kamari Murphy	f	3-6	0-0	0-0		2	8	10	2	6	1	0	1	0	25	
23	Tonye Jekiri	c	4-4	0-0	2-3		3	11	14	3	10	0	2	1	0	21	
05	Davon Reed		2-5	0-2	3-4		0	6	6	2	7	2	0	1	0	21	
10	Sheldon McClellan	g	5-8	2-3	2-2		1	1	2	1	14	6	0	0	1	26	
13	Angel Rodriguez	g	2-8	0-3	7-8		1	0	1	2	11	1	1	0	0	19	
00	Ja'Quan Newton		5-10	0-0	0-1		0	2	2	0	10	3	1	0	1	21	
03	Anthony Lawrence		1-4	0-2	0-0		1	1	2	1	2	3	0	0	0	14	
12	James Palmer		1-6	1-3	3-4		1	1	2	3	6	1	2	0	1	22	
15	Ebuka Izundu		3-3	0-0	0-0		2	2	4	1	6	0	1	0	0	9	
20	Mike Robinson		1-2	1-2	0-0		0	0	0	0	3	0	0	0	0	2	
33	Ivan CruzUceda		7-8	4-5	2-2		1	5	6	3	20	0	1	0	0	18	
35	Chris Stowell		0-0	0-0	0-0		0	1	1	0	0	0	0	0	0	2	
Team							0	1	1								
Totals			34-64	8-20	19-24		12	39	51	18	95	17	8	3	3	200	
FG % 1st Half: 15-30			50.0%	2nd half: 19-34	55.9%	Game: 34-64	53.1%										Deadball Rebounds 3
3FG % 1st Half: 4-11			36.4%	2nd half: 4-9	44.4%	Game: 8-20	40.0%										
FT % 1st Half: 6-9			66.7%	2nd half: 13-15	86.7%	Game: 19-24	79.2%										

La Salle 49 • 4-5

#	Player		Total		3-Ptr		Rebounds					PF	TP	A			Blk	Stl	Min
			FG-FGA	FG-FGA	FT-FTA	Off	Def	Tot	A	To	Bk								
05	WASHINGTON, Tony	f	4-6	0-0	0-0	1	9	10	4	8	0	0	1	0	0	1	0	37	
01	SHULER, Johnnie	g	2-15	1-8	4-5	0	5	5	3	9	5	1	0	1	0	1	40		
02	STUKES, Amar	g	2-5	0-0	0-2	0	0	0	4	4	2	1	0	0	1	0	18		
03	ROBERTS, Cleon	g	1-7	1-4	3-5	1	0	1	4	6	1	2	0	1	0	1	36		
21	PRICE, Jordan	g	2-11	1-4	1-4	0	4	4	1	6	2	2	0	0	0	0	30		
12	SAKHNIUK, Yevgen		3-5	1-2	1-3	0	0	0	1	8	1	1	0	0	0	0	15		
14	HARRIS, Karl		0-1	0-1	0-0	0	0	0	0	0	0	0	0	0	0	0	4		
23	MAJSTOROVIC, Dusan		0-1	0-1	0-0	0	1	1	0	0	0	0	0	0	0	0	4		
35	BROWN, Rohan		3-6	2-4	0-0	0	0	0	3	8	0	0	1	0	0	1	16		
Team						2	1	3						1					
Totals				17-57	6-24	9-19	4	20	24	20	49	11	8	2	2	2	200		
FG % 1st Half: 7-23			30.4%	2nd half: 10-34	29.4%	Game: 17-57	29.8%											Deadball Rebounds 7	
3FG % 1st Half: 2-10			20.0%	2nd half: 4-14	28.6%	Game: 6-24	25.0%												
FT % 1st Half: 6-11			54.5%	2nd half: 3-8	37.5%	Game: 9-19	47.4%												

Officials: Tim Kelly, Ray Perone, Ron Tyburski  
Technical fouls: Miami-None. La Salle-None.  
Attendance: 3582

Score by periods	1st	2nd	Total
Miami	40	55	95
La Salle	22	27	49

Last FG - UM 2nd-01:05, LAS 2nd-01:27.  
Largest lead - UM by 46 2nd-01:05, LAS None.  
UM led for 38:27. LAS led for 00:00. Game was tied for 01:33.

Score tied - 0 times.  
Lead changed - 0 times.

Official Basketball Box Score -- Game Totals -- Final Statistics  
Co. of Charleston vs Miami  
12-19-15 2 p.m. at BankUnited Center | Coral Gables, Fla.

Co. of Charleston 63 • 7-3

#	Player		Total			3-Ptr			Rebounds			PF	TP	A	TO	Blk	Stl	Min
			FG-FGA	FG-FGA	FT-FTA	Off	Def	Total										
05	Brantley, Jarrell	f	4-10	0-2	5-7	4	7	11	4	13	1	2	0	1	30			
23	Harris, Nick		2-4	0-0	1-2	0	2	2	5	5	1	1	0	1	18			
03	Hulsey, Payton	g	2-2	0-0	0-0	3	2	5	4	4	3	2	0	0	20			
12	Johnson, Cameron	g	0-4	0-1	0-0	1	2	3	3	0	1	4	0	1	21			
24	Barry, Canyon	g	8-20	2-6	2-4	0	1	1	1	20	0	2	0	3	38			
00	Gilmore, Donovan		1-3	0-0	0-0	1	2	3	1	2	0	0	0	0	6			
11	Bailey, Evan		0-2	0-0	0-0	0	0	0	2	0	0	0	1	0	13			
15	O'Donohue, Terrance		0-2	0-0	0-0	0	1	1	1	0	0	0	1	0	10			
21	Pointer, Marquise		4-10	2-4	1-1	0	1	1	0	11	6	3	0	5	29			
44	Bourne, James		3-4	0-0	2-3	1	0	1	4	8	0	1	0	1	15			
Team						0	4	4										
Totals			24-61	4-13	11-17	10	22	32	25	63	12	17	0	13	200			
FG % 1st Half: 11-27			40.7%	2nd half: 13-34	38.2%	Game: 24-61			39.3%	Deadball								
3FG % 1st Half: 3-7			42.9%	2nd half: 1-6	16.7%	Game: 4-13			30.8%	Rebounds								
FT % 1st Half: 7-10			70.0%	2nd half: 4-7	57.1%	Game: 11-17			64.7%									



Official Basketball Box Score -- Game Totals -- Final Statistics  
Syracuse vs Miami  
01-02-16 2:30 p.m. at BankUnited Center | Coral Gables, Fla.

Syracuse 51 • 10-5 (0-2)

#	Player		Total		3-Ptr		Rebounds			PF	TP	A	TO	Blk	Stl	Min
			FG-FGA	FG-FGA	FT-FTA	Off	Def	Tot								
21	Tyler Roberson	f	2-9	0-0	1-1	5	6	11	3	5	1	2	0	0	32	
00	Michael Gbinije	g	3-14	0-7	4-9	2	4	6	4	10	4	8	0	3	38	
10	Trevor Cooney	g	2-7	1-5	0-0	0	0	0	3	5	0	1	0	1	35	
23	Malachi Richardson	g	7-15	5-6	1-2	0	6	6	2	20	1	2	0	1	34	
32	Dajuan Coleman	*	2-4	0-0	0-0	1	3	4	5	4	0	2	0	0	15	
14	Kaleb Joseph		0-3	0-1	0-0	1	1	2	2	0	0	1	0	0	6	
20	Tyler Lydon		2-4	1-3	2-2	1	9	10	4	7	1	0	1	2	30	
35	Chinonso Obokoh		0-0	0-0	0-0	2	0	2	2	0	0	0	0	0	10	
Team						0	0	0			3					
Totals			18-56	7-22	8-14	12	29	41	25	51	7	19	1	7	200	
FG % 1st Half: 9-28			32.1%	2nd half: 9-28	32.1%	Game: 18-56	32.1%									Deadball Rebounds 3
3FG % 1st Half: 5-12			41.7%	2nd half: 2-10	20.0%	Game: 7-22	31.8%									
FT % 1st Half: 2-5			40.0%	2nd half: 6-9	66.7%	Game: 8-14	57.1%									

Miami 64 • 12-1 (1-0)

#	Player		Total		3-Ptr		Rebounds				PF	TP	A	TO	Blk	Stl	Min
			FG-FGA	FG-FGA	FT-FTA	Off	Def	Tot									
21	Kamari Murphy	f	4-5	0-0	0-0	2	6	8	2	8	1	1	2	1		25	
23	Tonye Jekiri	c	2-5	0-0	0-1	1	2	3	3	4	0	1	1	0		33	
05	Davon Reed	g	1-7	0-4	2-3	1	4	5	1	4	1	2	0	0		21	
10	Sheldon McClellan	g	5-11	0-6	12-14	1	4	5	1	22	0	1	2	3		38	
13	Angel Rodriguez	g	1-9	0-7	1-1	1	2	3	4	3	4	5	2	6		28	
00	Ja'Quan Newton		3-5	2-2	6-10	1	3	4	3	14	2	2	0	2		24	
03	Anthony Lawrence		0-1	0-0	1-2	1	1	2	0	1	0	0	0	0		5	
12	James Palmer		1-3	0-1	1-1	1	1	2	0	3	1	0	0	0		8	
33	Ivan CruzUceda		1-6	1-5	2-2	2	4	6	0	5	0	0	0	0		18	
Team						1	2	3									
Totals				18-52	3-25	25-34	12	29	41	14	64	9	12	7	12	200	
FG % 1st Half: 5-26			19.2%	2nd half: 13-26	50.0%	Game: 18-52	34.6%										Deadball Rebounds 2
3FG % 1st Half: 0-11			0.0%	2nd half: 3-14	21.4%	Game: 3-25	12.0%										
FT % 1st Half: 7-13			53.8%	2nd half: 18-21	85.7%	Game: 25-34	73.5%										

Officials: Louie Andrakakos, Bill Covington, Jr., Tim Kelly  
Technical fouls: Syracuse-None. Miami-None.  
Attendance: 7041

Score by periods	1st	2nd	Total
Syracuse	25	26	51
Miami	17	47	64

Last FG - SU 2nd-02:14, UM 2nd-00:37.  
Largest lead - SU by 12 1st-02:55, UM by 14 2nd-00:37.  
SU led for 19:49. UM led for 14:13. Game was tied for 00:30.

Score tied - 3 times.  
Lead changed - 7 times.

Official Basketball Box Score -- Game Totals -- Final Statistics  
Miami vs Virginia  
01-12-16 7:00 p.m. at Charlottesville, Va. (JPJ)

Miami 58 • 13-2 (2-1 ACC)

#	Player		Total		3-Ptr		Rebounds				PF	TP	A	TO	Blk	Stl	Min
			FG	FGA	FT	FTA	Off	Def	Total								
21	Kamari Murphy	f	0-2	0-1	0-0	1	2	3	4	0	0	2	1	1		17	
23	Tonye Jekiri	c	2-4	0-0	1-2	2	4	6	2	5	0	1	0	1		31	
05	Davon Reed	g	5-8	1-4	0-0	0	5	5	1	11	0	1	0	1		30	
10	Sheldon McClellan	g	4-12	1-5	4-5	1	0	1	3	13	1	1	0	1		32	
13	Angel Rodriguez	g	6-13	2-6	3-5	1	0	1	3	17	3	0	0	1		33	
00	Ja'Quan Newton		2-5	0-1	2-3	1	4	5	0	6	1	2	0	0		19	
03	Anthony Lawrence		0-0	0-0	0-2	1	0	1	2	0	0	1	0	0		8	
12	James Palmer		0-1	0-0	0-0	0	0	0	0	0	3	0	0	0		8	
33	Ivan CruzUceda		2-5	2-5	0-0	0	2	2	2	6	0	0	0	0		22	
Team						3	0	3			1						
Totals				21-50	6-22	10-17	10	17	27	17	58	8	9	1	5	200	
FG % 1st Half: 8-21			38.1%	2nd half: 13-29	44.8%	Game: 21-50	42.0%									Deadball	
3FG % 1st Half: 2-7			28.6%	2nd half: 4-15	26.7%	Game: 6-22	27.3%									Rebounds	
FT % 1st Half: 5-9			55.6%	2nd half: 5-8	62.5%	Game: 10-17	58.8%									1	

Virginia 66 • 13-3 (2-2 ACC)

#	Player		Total		3-Ptr		Rebounds			PF	TP	A	TO	Blk	Stl	Min
			FG-FGA	FG-FGA	FT-FTA	Off	Def	Tot								
13	Anthony Gill	f	6-10	0-0	3-8	3	5	8	4	15	3	1	1	1	36	
33	Jack Salt	c	0-1	0-0	0-0	1	2	3	1	0	0	1	1	0	8	
04	Marial Shayok	g	0-1	0-1	0-0	0	1	1	2	0	0	1	0	0	9	
15	Malcolm Brogdon	g	7-15	1-3	5-5	0	2	2	4	20	2	2	0	0	34	
32	London Perrantes	g	3-5	1-2	6-6	0	4	4	2	13	2	3	0	0	33	
00	Devon Hall		1-2	0-0	0-0	0	1	1	3	2	1	0	0	0	16	
10	Mike Tobey		6-10	0-0	0-0	3	4	7	1	12	0	0	1	0	18	
11	Evan Nolte		0-1	0-1	0-0	0	0	0	1	0	0	0	0	0	8	
21	Isaiah Wilkins		0-1	0-0	0-0	0	1	1	0	0	1	1	0	0	19	
51	Darius Thompson		1-1	0-0	2-2	1	1	2	1	4	3	0	0	0	19	
Team						2	4	6			2					
Totals				24-47	2-7	16-21	10	25	35	19	66	12	11	3	1	200
FG % 1st Half: 13-29			44.8%	2nd half: 11-18	61.1%	Game: 24-47	51.1%									Deadball Rebounds 1
3FG % 1st Half: 0-4			0.0%	2nd half: 2-3	66.7%	Game: 2-7	28.6%									
FT % 1st Half: 1-4			25.0%	2nd half: 15-17	88.2%	Game: 16-21	76.2%									

Officials: Tim Nestor, Jeffrey Anderson, Tim Clougherty  
Technical fouls: Miami-None. Virginia-None.  
Attendance: 13495

Score by periods	1st	2nd	Total
Miami	23	35	58
Virginia	27	39	66

Last FG - UM 2nd-02:22, VA 2nd-01:06.  
Largest lead - UM by 3 2nd-16:46, VA by 8 2nd-00:43.  
UM led for 06:17. VA led for 28:38. Game was tied for 00:50.

Score tied - 5 times.  
Lead changed - 14 times.

Official Basketball Box Score -- Game Totals -- Final Statistics

Florida State vs Miami  
01-09-16 5 p.m. at BankUnited Center | Coral Gables, Fla.

Florida State 59 • 10-5 (0-3)

#	Player		Total		3-Ptr		Rebounds			PF	TP	A	TO	Blk	Stl	Min	
			FG-FGA	FG-FGA	FT-FTA	Off	Def	Tot									
04	Bacon, Dwayne	*	4-12	1-4	1-1	1	4	5	4	10	2	1	0	0	1	25	
05	Beasley, Malik	*	5-16	0-4	3-3	2	7	9	3	13	0	3	0	1	1	36	
15	Bojanovsky, Boris	*	4-7	0-1	0-0	3	1	4	2	8	0	3	2	0	1	18	
22	Rathan-Mayes, Xavier	*	3-8	0-3	4-4	0	2	2	2	10	4	2	0	1	1	31	
32	Brandon, Montay	*	0-1	0-1	0-4	1	3	4	0	0	1	3	0	0	0	22	
01	Bookert, Devon		2-7	1-3	2-2	1	2	3	2	7	2	1	0	1	1	25	
03	Bell, Benji		1-1	0-0	0-0	0	0	0	1	2	2	1	0	1	1	7	
14	Mann, Terance		0-3	0-1	1-2	1	3	4	1	1	0	0	0	0	0	14	
21	Koumadje, Chris		0-1	0-0	0-0	0	0	0	0	0	0	0	1	0	3	3	
23	Smith, Jarquez		4-9	0-2	0-0	2	2	4	2	8	0	0	1	1	1	19	
Team						3	1	4									
Totals			23-65	2-9	11-16	14	25	39	17	59	11	14	4	5	200		
FG % 1st Half: 10-32		31.3%	2nd half: 13-33	39.4%	Game: 23-65	35.4%											Deadball Rebounds 2
3FG % 1st Half: 1-8		12.5%	2nd half: 1-11	9.1%	Game: 2-19	10.5%											
FT % 1st Half: 3-5		60.0%	2nd half: 8-11	72.7%	Game: 11-16	68.8%											

Miami 72 • 13-1 (2-0)

Official Basketball Box Score -- Game Totals -- Final Statistics

**Miami vs Boston College**  
**01-20-16 9:06 PM at Silvio O. Conte Forum, Chestnut Hill, MA**

**Miami 67 • 14-3; 3-2 ACC**

#	Player	Total		3-Ptr		Rebounds			PF	TP	A TO Blk Stl					Min
		FG-FGA	FG-FGA	FT-FTA	Off Def Tot	PF	TP	A TO Blk Stl								
21	Kamari Murphy	f	3-4	0-0	0-3	1 5 6	1	6	0 0 1 1	1	20					
23	Tonye Jekiri	c	2-8	0-0	2-4	4 13 17	3	6	0 3 3 1	34						
05	Davon Reed	g	2-5	0-0	3-4	1 3 4	1	7	1 1 0 1	28						
10	Sheldon McClellan	g	7-14	2-3	3-4	1 4 5	2	19	1 2 0 3	37						
13	Angel Rodriguez	g	4-9	0-3	4-5	0 1 1	3	12	4 3 0 2	34						
00	Ja'Quan Newton		4-7	0-2	4-4	0 4 4	3	12	2 3 0 0	21						
03	Anthony Lawrence		0-3	0-1	0-2	0 0 0	0	0	1 0 0 1	4						
12	James Palmer		1-3	0-1	1-2	0 0 0	1	3	1 0 0 2	10						
33	Ivan CruzUceda		1-2	0-0	0-0	2 2 4	1	2	0 1 0 0	12						
Team					1 1 2											
Totals			24-55	2-10	17-28	10 33 43	15	67	10 13 4 11	200						
FG % 1st Half: 12-30		40.0%	2nd half: 12-25	48.0%	Game: 24-55	43.6%										
3FG % 1st Half: 0-4		0.0%	2nd half: 2-6	33.3%	Game: 2-10	20.0%										
FT % 1st Half: 5-10		50.0%	2nd half: 12-18	66.7%	Game: 17-28	60.7%										

**Boston College 53 • 7-11; 0-5 ACC**

#	Player	Total		3-Ptr		Rebounds			PF	TP	A TO Blk Stl					Min
		FG-FGA	FG-FGA	FT-FTA	Off Def Tot	PF	TP	A TO Blk Stl								
05	Garland Owens	f	1-6	0-1	0-0	1 4 5	4	2	0 0 0 0	29						
11	A.J. Turner	f	2-4	1-2	0-0	0 4 4	3	5	1 1 1 2	33						
24	Dennis Clifford	c	1-4	0-0	2-4	3 5 8	2	4	1 1 2 0	26						
01	Jerome Robinson	g	9-14	0-1	2-3	0 3 3	2	20	1 5 1 1	34						
03	Eli Carter	g	4-18	1-7	3-4	0 5 5	2	12	8 4 0 1	35						
02	Darryl Hicks		1-2	1-1	1-2	0 2 2	1	4	0 3 0 1	11						
04	Idy Diallo		3-4	0-0	0-0	1 2 3	2	6	0 0 1 0	14						
10	Ervins Mezniks		0-2	0-1	0-1	0 3 3	1	0	0 0 0 0	11						
22	Matt Milon		0-1	0-0	0-0	1 1 2	2	0	1 1 0 0	6						
55	S. Barnes-Thompkins		0-1	0-1	0-0	0 0 0	0	0	0 0 0 0	1						
Team					1 1 2											
Totals			21-56	3-14	8-14	7 30 37	19	53	12 15 5 5	200						
FG % 1st Half: 13-25		52.0%	2nd half: 8-31	25.8%	Game: 21-56	37.5%										
3FG % 1st Half: 2-4		50.0%	2nd half: 1-10	10.0%	Game: 3-14	21.4%										
FT % 1st Half: 0-0		0.0%	2nd half: 8-14	57.1%	Game: 8-14	57.1%										

Officials: Mike Eades, Sean Hull, Raymond Styons, Jr.  
Technical fouls: Miami-None. Boston College-None.  
Attendance: 3286

Score by periods	1st	2nd	Total
Miami	29	38	67
Boston College	28	25	53

Last FG - UM 2nd-00:53, BC 2nd-07:03.  
Largest lead - UM by 14 2nd-00:14, BC by 3 1st-04:49.  
UM led for 35:01, BC led for 04:14. Game was tied for 00:45.

Score tied - 2 times.  
Lead changed - 6 times.

Official Basketball Box Score -- Game Totals -- Final Statistics

**Wake Forest vs Miami**  
**01-23-16 12 p.m. at BankUnited Center | Coral Gables, Fla.**

**Wake Forest 63 • 10-9, 1-6**

#	Player	Total		3-Ptr		Rebounds			PF	TP	A TO Blk Stl					Min
		FG-FGA	FG-FGA	FT-FTA	Off Def Tot	PF	TP	A TO Blk Stl								
00	Codi Miller-McIntyre	*	0-4	0-1	0-0	2 2 4	4	0	1 1 0 1	23						
02	Devin Thomas	*	5-13	0-0	2-4	2 7 9	2	12	1 4 2 1	36						
10	Mitchell Wilbekin	*	3-9	2-6	2-2	0 2 2	3	10	1 0 0 1	25						
13	Bryant Crawford	*	4-15	3-6	1-4	1 4 5	2	12	6 6 0 2	38						
44	Dinos Mitoglou	*	3-6	1-4	0-0	2 2 4	5	7	1 1 0 1	24						
04	Doral Moore		2-2	0-0	0-0	3 0 3	2	4	0 1 2 0	5						
20	John Collins		3-5	0-0	4-4	3 1 4	3	10	0 1 0 0	15						
23	Rondale Watson		2-3	0-0	2-4	1 2 3	0	6	0 0 0 0	16						
25	Cornelius Hudson		1-2	0-1	0-0	0 2 2	1	2	3 2 0 0	17						
43	Trent VanHorn		0-0	0-0	0-0	0 0 0	0	0	0 0 0 0	1						
Team					0 1 1											
Totals			23-59	6-18	11-18	14 23 37	22	63	13 16 4 6	200						
FG % 1st Half: 13-27		48.1%	2nd half: 10-32	31.3%	Game: 23-59	39.0%										
3FG % 1st Half: 2-5		40.0%	2nd half: 4-13	30.8%	Game: 6-18	33.3%										
FT % 1st Half: 5-7		71.4%	2nd half: 6-11	54.5%	Game: 11-18	61.1%										

**Miami 77 • 15-3, 4-2**

#	Player	Total		3-Ptr		Rebounds			PF	TP	A TO Blk Stl					Min
		FG-FGA	FG-FGA	FT-FTA	Off Def Tot	PF	TP	A TO Blk Stl								
05	Davon Reed	*	1-10	0-4	2-2	3 2 5	1	4	1 0 1 1	27						
10	Sheldon McClellan	*	3-10	0-3	8-8	1 5 6	2	14	5 3 0 3	33						
13	Angel Rodriguez	*	4-9	2-5	4-4	1 3 4	2	14	2 4 0 5	31						
21	Kamari Murphy	*	2-9	0-0	0-0	4 3 7	3	4	2 0 0 1	24						
23	Tonye Jekiri	*	4-6	0-0	0-1	4 8 12	2	8	1 0 1 0	34						
00	Ja'Quan Newton		5-10	1-1	7-9	1 0 1	3	18	1 2 0 0	25						
03	Anthony Lawrence		0-1	0-1	0-0	0 0 0	0	0	0 0 0 0	1						
12	James Palmer		2-3	2-2	1-2	0 0 0	0	7	0 1 0 2	10						
33	Ivan CruzUceda		2-6	2-4	2-2	2 4 6	3	8	0 0 2 0	15						
Team					4 2 6											
Totals			23-64	7-20	24-28	20 27 47	16	77	12 10 4 12	200						
FG % 1st Half: 11-32		34.4%	2nd half: 12-32	37.5%	Game: 23-64	35.9%										
3FG % 1st Half: 5-13		38.5%	2nd half: 2-7	28.6%	Game: 7-20	35.0%										
FT % 1st Half: 8-11		72.7%	2nd half: 16-17	94.1%	Game: 24-28	85.7%										

Officials: Les Jones, Brian Dorsey, William Humes  
Technical fouls: Wake Forest-None. Miami-Kamari Murphy.  
Attendance: 6928

Score by periods	1st	2nd	Total
Wake Forest	33	30	63
Miami	35	42	77

Last FG - WF 2nd-00:28, UM 2nd-01:09.  
Largest lead - WF by 3 1st-19:45, UM by 17 2nd-01:56.  
WF led for 02:09, UM led for 33:23. Game was tied for 04:28.

Score tied - 5 times.  
Lead changed - 3 times.

Official Basketball Box Score -- Game Totals -- Final Statistics

**Duke vs Miami**  
**01-25-16 7 p.m. at BankUnited Center | Coral Gables, Fla.**

**Duke 69 • 15-6, 4-4 ACC**

#	Player	Total		3-Ptr		Rebounds			PF	TP	A TO Blk Stl					Min
		FG-FGA	FG-FGA	FT-FTA	Off Def Tot	PF	TP	A TO Blk Stl								
03	Grayson Allen	*	6-17	1-5	4-6	3 1 4	3	17	2 3 0 1	39						
05	Luke Kennard	*	3-8	1-3	2-3	0 5 5	1	9	2 0 0 1	32						
13	Matt Jones	*	4-11	2-5	0-0	3 1 4	5	10	0 2 0 0	33						
14	Brandon Ingram	*	8-13	1-3	2-2	3 7 10	2	19	2 4 0 1	39						
40	Marshall Plumlee	*	1-4	0-0	5-6	4 5 9	1	7	1 1 0 0	36						
02	Chase Jeter		0-1	0-0	0-0	0 0 0	1	0	0 0 0 0	2						
12	Derryck Thornton		3-6	1-4	0-0	0 0 0	0	7	1 0 0 0	19						
Team					3 2 5			1								
Totals			25-60	6-20	13-17	16 21 37	13	69	8 11 0 3	200						
FG % 1st Half: 12-28		42.9%	2nd half: 13-32	40.6%	Game: 25-60	41.7%										
3FG % 1st Half: 3-11		27.3%	2nd half: 3-9	33.3%	Game: 6-20	30.0%										
FT % 1st Half: 4-5		80.0%	2nd half: 9-12	75.0%	Game: 13-17	76.5%										

**Miami 80 • 16-3, 5-2 ACC**

</

## Official Basketball Box Score -- Game Totals -- Final Statistics

**Miami vs Georgia Tech**  
02-07-16 1 p.m. at McCamish Pavilion, Atlanta, Ga.

**Miami 75 • 18-4, 7-3 ACC**

#	Player	Total		3-Ptr		Rebounds										
		FG-FGA	FG-FG%	FT-FTA	FT-FT%	Off	Def	Tot	PF	TP	A	TO	Blk	Stl	Min	
21	Kamari Murphy	f	4-5	0-0	2-2	1	2	3	1	10	0	2	0	0	23	
23	Tonye Jekiri	c	4-8	0-0	0-0	1	8	9	1	8	1	1	0	1	32	
05	Davon Reed	g	6-11	1-3	2-4	1	3	4	1	15	2	0	0	1	30	
10	Sheldon McClellan	g	7-9	2-2	6-8	0	2	2	3	22	0	0	1	0	35	
13	Angel Rodriguez	g	0-6	0-2	0-0	2	1	3	5	0	6	1	0	0	24	
00	Ja'Quan Newton		5-11	1-1	3-3	1	3	4	2	14	2	2	0	2	27	
03	Anthony Lawrence		2-4	0-2	1-2	2	1	3	2	5	3	0	1	0	21	
12	James Palmer		0-2	0-1	1-2	1	0	1	0	1	0	0	0	0	6	
33	Ivan CruzUceda		0-1	0-1	0-0	0	0	0	0	0	0	0	0	0	2	
Team						1	0	1								
Totals			28-57	4-12	15-21	10	20	30	15	75	14	6	2	4	200	
FG % 1st Half: 15-32		46.9%	2nd half: 13-25	52.0%	Game: 28-57	49.1%								Deadball		
3FG % 1st Half: 0-4		0.0%	2nd half: 4-8	50.0%	Game: 4-12	33.3%								Rebounds		
FT % 1st Half: 3-7		42.9%	2nd half: 12-14	85.7%	Game: 15-21	71.4%								3		

## Georgia Tech 68 • 12-11, 2-8 ACC

#	Player	Total		3-Ptr		Rebounds			PF	TP	A	TO	Blk	Stl	Min
		FG-FGA	FG-FTA	FG-FGA	FG-FTA	Off	Def	Total							
00	Mitchell, Charles	f	4-6	0-0	0-0	0	2	2	4	8	0	2	0	0	29
32	Jacobs, Nick	f	4-9	0-0	0-0	0	4	4	1	8	0	0	0	1	28
02	Smith, Adam	g	5-12	2-5	2-2	1	3	4	2	14	5	4	0	1	30
03	Georges-Hunt, Marcus	g	6-14	3-5	4-7	0	2	2	4	19	1	2	0	0	33
11	Heath, Josh	g	1-1	0-0	2-2	0	1	1	2	4	2	1	0	0	14
01	Jackson, Tadicr		5-9	2-4	1-4	1	1	2	3	13	2	1	0	1	22
10	Jorgenson, Travis		0-0	0-0	0-0	0	2	2	1	0	2	1	0	0	8
12	Stephens, Quinton		0-0	0-0	0-0	0	1	1	2	0	1	1	0	0	13
33	White, James		0-0	0-0	0-0	0	1	1	1	0	0	0	0	0	6
44	Lammers, Ben		1-1	0-0	0-1	3	3	6	0	2	0	1	3	0	17
	Team					5	1	6			1				
	Totals		26-52	7-14	0-16	10	21	31	20	68	13	14	3	3	200
	FG % 1st Half:	13-28	46.4%	2nd half:	13-24	54.2%	Game:	26-52	50.0%						Deadball
	3FG % 1st Half:	3-8	37.5%	2nd half:	4-6	66.7%	Game:	7-14	50.0%						Rebounds
	FT % 1st Half:	3-3	100%	2nd half:	6-13	46.2%	Game:	9-16	56.3%						3.1

Officials: Brian Dorsey, Tim Comer, Joe Lindsay  
Technical fouls: Miami-None. Georgia Tech-None  
Attendance: 5569

Points	Paint	Oil	2nd	Fast	Bench
ND	46	13	8	6	24
UM	30	11	10	4	30

Last FG - UM 2nd-01:49, GT 2nd-00:22. Score tied - 3 times.  
Largest lead - UM by 7 2nd-10:19, GT by 6 1st-08:13. Lead changed - 3 times.  
UM led for 21:52. GT led for 15:57. Game was tied for 02:11.

## Official Basketball Box Score -- Game Totals -- Final Statistics

**Miami vs Florida State**  
02-14-16 6:30 pm at the Tucker Center - Tallahassee, FL

**Miami 67 • 20-4 (9-3 ACC)**

#	Player	Total		3-Ptr	Rebounds										Min	
		FG-FGA	FG-FGA	FT-FTA	Off	Tot	PF	TP	A	TO	Blk	Stl				
21	Kamari Murphy	f	2-3	0-0	0-0	2	7	9	1	4	0	1	1	0	23	
23	Tonye Jekiri	c	3-8	0-0	2-4	2	7	9	4	8	0	3	1	2	29	
05	Davon Reed	g	6-14	2-7	0-0	2	2	4	2	14	2	1	1	0	33	
10	Sheldon McClellan	g	4-14	3-9	9-10	1	3	4	2	20	2	0	0	1	33	
03	Angel Rodriguez	g	4-9	3-6	0-0	2	2	4	2	11	6	2	0	1	31	
00	Ja'Quan Newton		1-3	0-0	5-8	0	4	4	2	7	2	4	1	0	26	
03	Anthony Lawrence		1-3	1-1	0-0	1	0	1	0	3	1	2	1	0	13	
12	James Palmer		0-1	0-1	0-0	0	0	0	1	0	0	0	0	0	7	
15	Ebuka Izundu		0-0	0-0	0-0	0	0	0	3	0	0	0	0	1	5	
Team						1	2	3								
Totals			21-55	9-24	16-22	11	27	38	17	67	13	13	5	5	200	
FG % 1st Half: 13-30		43.3%	2nd half: 8-25	32.0%	Game: 21-55		38.2%									Deadball Rebounds 4.1
3FG % 1st Half: 5-12		41.7%	2nd half: 4-12	33.3%	Game: 9-24		37.5%									
FT % 1st Half: 6-8		75.0%	2nd half: 10-14	71.4%	Game: 16-22		72.7%									

**Florida State 65 • 16-9 (6-7 ACC)**

#	Player	Total			3-Ptr		Rebounds										
		FG-FGA	FG-FGA	FT-FTA	Off	Def	Tot	PF	TP	A	TO	Blk	Stl	Min			
32	Brandon, Montay	f	0-0	0-0	0-0	0	2	2	1	0	1	0	0	0	19		
15	Bojanovsky, Boris	c	4-6	0-0	0-0	0	5	5	4	8	0	3	5	1	27		
04	Bacon, Dwayne	c	3-7	2-3	1-1	1	5	6	3	9	1	1	0	1	21		
25	Beasley, Malik	g	2-10	0-4	2-4	1	2	3	1	6	2	1	0	1	29		
02	Rathan-Mays, Xavier	g	5-11	2-4	0-0	0	0	0	2	12	3	4	0	1	30		
01	Bookert, Devon		5-8	3-5	1-3	1	1	2	3	14	2	1	0	3	29		
03	Bell, Benji		2-7	2-4	0-0	0	1	1	2	6	1	0	0	0	15		
14	Mann, Terance		2-4	0-0	0-1	0	4	4	0	4	1	1	0	0	17		
21	Koumadje, Chris		0-1	0-0	0-0	0	1	1	3	0	0	2	1	0	4		
23	Smith, Jarquez		3-3	0-0	0-0	1	1	2	2	6	0	0	0	0	9		
	Team					2	2	4									
	Totals		26-57	9-20	4-9	6	24	30	21	65	11	13	6	7	200		
	FG % 1st Half:	10-22	45.5%	2nd half:	16-35	45.7%	Game:	26	57	45.6%							Deadball
	3FG % 1st Half:	4-7	57.1%	2nd half:	5-13	38.5%	Game:	9-20	45.0%								Rebounds
	FT % 1st Half:	2-6	33.3%	2nd half:	2-3	66.7%	Game:	4-9	44.4%								2.1

Officials: Michael Stephens, Brian O'Connell, Lamont Simpson  
Technical fouls: Miami-None. Florida State-None.  
Attendance: 9492

	In	Off	2nd	Fast	
Points	Paint	T/O	Chance	Break	Bench
UP	30	14	15	0	28
UM	34	10	12	6	12

Last FG - UM 2nd-04:24, FS 2nd-00:47. Score tied - 3 times.  
 Largest lead - UM by 13 2nd-18:35, FS by 1 1st-10:13. Lead changed - 2 times.  
 UM led for 36:54. FS led for 01:16. Game was tied for 01:48.



Official Basketball Box Score -- Game Totals -- Final Statistics  
Virginia Tech vs Miami  
02-17-16 9 p.m. at BankUnited Center | Coral Gables, Fla.

Virginia Tech 49 • 13-13 (5-8)

#	Player	Total		3-Ptr		Rebounds			PF	TP	A TO Blk Stl				Min
		FG-FGA	FG-FGA	FT-FTA	Off Def Tot	PF	TP	A TO Blk Stl							
24	Kerry Blackshear Jr.	f	2-6	0-1	1-2	1 7 8	4	5	0 0 0 1	23					
32	Zach LeDay	f	2-9	0-3	2-2	2 1 3	3	6	0 0 0 0	22					
04	Seth Allen	g	1-6	1-2	2-2	0 0 0	3	5	1 5 0 0	19					
10	Justin Bibbs	g	2-9	2-6	2-2	0 2 2	0	8	1 2 0 0	36					
11	Devin Wilson	g	0-3	0-1	0-1	1 4 5	0	0	2 1 0 2	25					
00	Shane Henry		0-0	0-0	0-0	0 1 1	1	0	0 0 2 0	4					
05	Justin Robinson		5-9	1-4	1-1	1 0 1	2	12	3 3 0 4	29					
15	Chris Clarke		2-7	0-1	3-4	5 2 7	0	7	1 2 0 1	24					
23	Jalen Hudson		2-5	2-2	0-0	1 0 1	2	6	0 2 0 0	18					
Team					3 2 5			1							
Totals			16-54	6-20	11-14	14 19 33	15	49	8 16 2 8	200					
FG % 1st Half:		8-28	28.6%	2nd half:	8-26	30.8%	Game:	16-54	29.6%	Deadball					
3FG % 1st Half:		3-10	30.0%	2nd half:	3-10	30.0%	Game:	6-20	30.0%	Rebounds					
FT % 1st Half:		3-5	60.0%	2nd half:	8-9	88.9%	Game:	11-14	78.6%	2					

Miami 65 • 21-4 (10-3)

#	Player	Total		3-Ptr		Rebounds			PF	TP	A TO Blk Stl				Min
		FG-FGA	FG-FGA	FT-FTA	Off Def Tot	PF	TP	A TO Blk Stl							
21	Kamari Murphy	f	2-3	0-0	2-4	2 8 10	2	6	0 1 1 1	29					
23	Tonye Jekiri	c	5-10	0-0	1-1	3 2 5	4	11	1 1 2 1	31					
05	Davon Reed	g	3-6	1-3	5-6	0 5 5	1	12	2 1 2 1	31					
10	Sheldon McClellan	g	3-5	1-2	4-4	0 2 2	4	11	0 1 0 1	24					
13	Angel Rodriguez	g	6-10	2-5	0-0	0 2 2	2	14	4 5 0 3	39					
03	Anthony Lawrence		2-3	1-1	0-0	1 1 2	0	5	0 0 2 1	15					
12	James Palmer		3-9	0-1	0-0	1 2 3	3	6	1 3 0 1	25					
15	Ebuka Izundu		0-0	0-0	0 0 0	0 0 0	0	0	0 0 0 0	1					
33	Ivan CruzUceda		0-2	0-2	0-0	0 1 1	0	0	0 0 0 0	5					
Team					0 2 2			1							
Totals			24-48	5-14	12-15	7 25 32	16	65	8 13 7 9	200					
FG % 1st Half:		7-23	30.4%	2nd half:	17-25	68.0%	Game:	24-48	50.0%	Deadball					
3FG % 1st Half:		2-9	22.2%	2nd half:	3-5	60.0%	Game:	5-14	35.7%	Rebounds					
FT % 1st Half:		5-6	83.3%	2nd half:	7-9	77.8%	Game:	12-15	80.0%	1					

Officials: Michael Roberts, Tim Kelly, Jeffrey Anderson  
Technical fouls: Virginia Tech-None. Miami-None.  
Attendance: 6614

Score by periods	1st	2nd	Total
Virginia Tech	22	27	49
Miami	21	44	65

Last FG - VT 2nd-00:06, UM 2nd-01:20.  
Largest lead - VT by 7 1st-03:30, UM by 21 2nd-04:18.  
VT led for 13:59. UM led for 21:18. Game was tied for 04:43.

Points	In Paint	Off T/O	2nd Chance	Fast Break	Bench
VT	20	10	10	2	25
UM	34	19	6	6	11

Score tied - 5 times.  
Lead changed - 3 times.

Official Basketball Box Score -- Game Totals -- Final Statistics  
Miami vs North Carolina  
02/20/16 1:00 PM at Smith Center, Chapel Hill

Miami 71 • 21-5, 10-4 ACC

#	Player	Total		3-Ptr		Rebounds			PF	TP	A TO Blk Stl				Min
		FG-FGA	FG-FGA	FT-FTA	Off Def Tot	PF	TP	A TO Blk Stl							
21	Kamani Murphy	f	1-6	0-1	0-2	1 4 5	0	2	1 0 0 0	21					
23	Tonye Jekiri	f	3-8	0-0	0-2	3 2 5	3	6	0 1 1 1	23					
05	Davon Reed	g	2-7	0-3	0-0	1 1 2	1	4	1 0 0 0	24					
10	Sheldon McClellan	g	2-4	1-1	5-6	1 2 3	0	10	0 0 0 0	18					
13	Angel Rodriguez	g	4-8	1-4	3-5	2 3 5	3	12	3 2 0 0	23					
00	Ja'Quan Newton		1-8	0-1	1-2	1 0 1	3	3	1 3 0 0	23					
03	Anthony Lawrence		4-5	2-3	1-2	3 1 4	0	11	2 0 1 0	23					
12	James Palmer		1-4	0-2	1-1	0 0 0	2	3	0 1 1 1	16					
15	Ebuka Izundu		1-1	0-0	4-6	2 0 2	4	6	1 2 1 1	14					
20	Mike Robinson		1-1	0-0	0-0	0 0 0	0	2	0 0 0 0	1					
33	Ivan CruzUceda		5-7	2-4	0-0	0 2 2	2	12	0 1 0 2	13					
35	Chris Stowell		0-0	0-0	0-0	0 0 0	0	0	0 1 0 1	1					
Team					0 0 0			1							
Totals			25-59	6-19	15-26	14 15 29	18	71	9 11 5 5	200					
FG % 1st Half:		12-34	35.3%	2nd half:	13-25	52.0%	Game:	25-59	42.4%	Deadball					
3FG % 1st Half:		2-11	18.2%	2nd half:	4-8	50.0%	Game:	6-19	31.6%	Rebounds					
FT % 1st Half:		7-11	63.6%	2nd half:	8-15	53.3%	Game:	15-26	57.7%	4.2					

North Carolina 96 • 22-5, 11-3 ACC

#	Player	Total		3-Ptr		Rebounds			PF	TP	A TO Blk Stl				Min
		FG-FGA	FG-FGA	FT-FTA	Off Def Tot	PF	TP	A TO Blk Stl							
04	Hicks, Isaiah	f	6-9	0-0	0-2	1 4 5	2	12	1 1 0 2	21					
11	Johnson, Brice	f	7-11	0-0	2-3	6 9 15	2	16	1 3 1 0	32					
44	Jackson, Justin	f	5-8	3-4	2-3	1 1 2	2	15	8 1 0 1	28					
02	Berry II, Joel	g	4-8	2-3	0-0	1 2 3	4	10	2 0 0 0	18					
05	Paige, Marcus	g	2-8	1-5	2-2	0 1 1	2	7	2 1 1 0	30					
00	Britt, Nate		3-5	2-3	2-2	0 1 1	2	10	2 0 0 0	15					
01	Pinson, Theo		4-6	1-2	1-1	1 4 5	0	10	3 1 0 1	21					
03	Meeks, Kennedy		4-5	0-0	0-0	2 3 5	3	8	1 1 3 1	17					
13	Coker, Kanler		0-0	0-0	0-0	1 0 1	0	0	0 1 0 0	1					
24	Williams, Kenny		0-0	0-0	0-0	0 0 0	1	0	0 0 0 0	2					
30	White, Stilman		0-3	0-2	0-0	2 0 2	2	0	1 0 0 0	4					
31	Coleman, Justin		0-1	0-0	0-0	0 0 0	0	0	0 0 0 0	1					
32	Maye, Luke		1-1	0-0	0-0	0 0 0	0	2	0 0 0 0	1					
42	Egbuna, Toby		0-0	0-0	0-0	0 0 0	0	0	0 0 0 0	1					
44	James, Joel		3-5	0-0	0-0	2 0 2	6	0	0 0 0 0	7					
43	Dalton, Spenser		0-2	0-1	0-0	0 0 0	0	0	0 0 0 0	1					
Team					2 1 3										
Totals			39-72	9-20	9-13	19 27 46	20	96	21 9 5 5	200					
FG % 1st Half:		18-34	52.9%	2nd half:	21-38	55.3%	Game:	39-72	54.2%	Deadball					
3FG % 1st Half:		3-7	42.9%	2nd half:	6-13	46.2%	Game:	9-20	45.0%	Rebounds					
FT % 1st Half:		3-4	75.0%	2nd half:	6-9	66.7%	Game:	9-13	69.2%	1					

Officials: John Gaffney, Sean Hull, Bill Covington Jr.  
Technical fouls: Miami-None. North Carolina-None.  
Attendance: 20151

Score by periods	1st	2nd	Total
Miami	33	38	71
North Carolina	42	54	96

Last FG - UM 2nd-00:01, NC 2nd-00:59.  
Largest lead - UM by 3 1st-13:55, NC by 38 2nd-06:45.  
UM led for 00:36. NC led for 34:10. Game was tied for 04:43.

Points	In Paint	Off T/O	2nd Chance	Fast Break	Bench
UM	28	6	16	4	37
NC	50	13	17	10	36

Score tied - 7 times.  
Lead changed - 2 times.



# IVAN CRUZ UCEDA

Senior | Forward | 6-10 | 217

Madrid, Spain | Harcum College (Pa.)

# 33

## Cruz Uceda Season/Career/ACC Highs

### Points

Season: 20, at La Salle, 12/22/15  
Career: 20, at La Salle, 12/22/15  
ACC: 18, at Virginia Tech, 3/7/15

### Rebounds

Season: 7, vs. UTRGV, 11/13/15  
Career: 7 (2x) last vs. UTRGV, 11/13/15  
ACC: 6 (2x) last vs. Wake Forest, 1/23/16

### Assists

Season: 1 (6x) last vs. Duke, 1/25/16  
Career: 1 (10x) last vs. Duke, 1/25/16  
ACC: 1 (5x) last vs. Duke, 1/25/16

### Steals

Season: 2 (2x) last at North Carolina, 2/20/16  
Career: 2 (3x) last at North Carolina, 2/20/16  
ACC: 2 (2x) last at North Carolina, 2/20/16

### Blocked Shots

Season: 2 (2x) last vs. Wake Forest, 1/23/16  
Career: 2 (4x) last vs. Wake Forest, 1/23/16  
ACC: 2, vs. Wake Forest, 1/23/16

### Field Goals

Season: 7, at La Salle, 12/22/15  
Career: 7 (2x) last at La Salle, 12/22/15  
ACC: 7, at Virginia Tech, 3/7/15

### Field Goal Attempts

Season: 9, vs. UTRGV, 11/13/15  
Career: 11, at Virginia Tech, 3/7/15  
ACC: 11, at Virginia Tech, 3/7/15

### Free Throws

Season: 2 (4x) last vs. Wake Forest, 1/23/16  
Career: 5, vs. Florida State, 2/25/15  
ACC: 5, vs. Florida State, 2/25/15

### Free Throw Attempts

Season: 2 (4x) last vs. Wake Forest, 1/23/16  
Career: 6, vs. Florida State, 2/25/15  
ACC: 6, vs. Florida State, 2/25/15

### 3-Point Field Goals

Season: 4 (2x) last at La Salle, 12/22/15  
Career: 4 (2x) last at La Salle, 12/22/15  
ACC: 3 (3x) last at Virginia Tech, 3/7/15

### 3-Point Field Goal Attempts

Season: 7, vs. UTRGV, 11/13/15  
Career: 7 (2x) last vs. UTRGV, 11/13/15  
ACC: 7, vs. North Carolina, 2/28/15

### Minutes

Season: 29, vs. Louisiana, 11/16/15  
Career: 32, vs. Alabama, 3/21/15  
ACC: 25, vs. North Carolina, 2/28/15

2014-15			
Opposition	P	R	A
at Notre Dame	2	0	0
NC State	2	2	0
at Syracuse	3	5	1
Georgia Tech	5	4	1
at Florida State	2	1	0
Louisville	4	4	0
Clemson	10	5	0
at Wake Forest	2	3	0
Virginia Tech	0	1	0
at Louisville	0	5	1
Florida State	5	3	0
North Carolina	11	2	0
at Pittsburgh	5	3	0
at Virginia Tech	18	5	0
vs Virginia Tech	4	3	0
vs Notre Dame	10	4	0
NC Central	8	5	0
Alabama	9	7	0
at Richmond	0	3	0
vs Temple	6	4	0
vs Stanford	3	5	1

- First name Ivan is pronounced E-von. Last name is Cruise Ew-say-duh. Born in Madrid, Spain. First language is Spanish.
- European style game; Vlade Divac type of player.
- Inside-outside threat. Great shooter for his size.
- Clever player. Will beat guys with his intelligence and skill.
- Very good passer. Good instincts for offensive situations.
- Transformed his body losing 20 pounds and gaining muscle in summer 2015. Now is much quicker and more athletic. Never consistently lifted weights before coming to Miami.
- Did not speak English before attending Harcum College.
- All-American (H.M.) and All-National Tournament Team at Harcum.
- Set school record for rebounds in game (29) and career (635) at Harcum.
- Averaged 14.6 points, 9.6 rebounds, 2.0 assists, 1.1 steals and 1.1 blocks per game at Harcum.
- Helped lead Harcum to the junior college national semifinals.
- Holds season record for 3-point percentage (45.5%).

- Favorites: Food: Cocido (chickpea-based stew from Madrid, Spain). Athlete: Drazen Petrovic. Pro Sports Team: Real Madrid. Music: 80s Music, Otis Redding, Marvin Gaye. Movie: Scarface. TV Show: Spartacus. Book: Drazen Petrovic books. Pro athlete: Larry Bird. Cuban dish: Rice and beans with fried plantains. Ice cream: Mint chip. Favorite place on campus: Weight room.
- Biggest fear: Insects. Best advice received: Believe in yourself. Why UM: Coaches and location. Started playing basketball: 12 years old.

**As a Junior (2014-15):** Started 6 of 21 games played after missing first 16 due to NCAA transfer rules ... Scored in double digits four times ... Hit multiple 3-pointers six times ... Notched 3-pointer in 12 outings ... In two ACC Tournament games, averaged 7.0 points and 3.5 rebounds in 19.0 minutes ... In five NIT games averaged 5.2 points and 4.8 rebounds in 25.6 minutes per game ...


**Harcum College:** Ranked No. 55 overall by ESPN ... All-American (H.M.) ... All-National Tournament Team ... Averaged 14.6 points, 9.6 rebounds, 2.0 assists, 1.1 steals and 1.1 blocks in 23.3 minutes per game in second season ... Hit 62.5 percent from field, 45.5 percent from long range and 72.4 percent at line ... Advanced to NJCAA Division I National Semifinals in Hutchinson, Kan., marking first final four appearance in school history ... In NJCAA Region XV Championship, hit 15 of team-best 21 points from behind 3-point line, making five of 10 tries, and grabbed 12 rebounds ... Set school record for rebounds in game (29) and career (635) ... Fourth-highest scorer in Harcum history with 957 points, sixth in blocked shots (76) ... Holds season record for 3-point percentage (45.5%) ... Honors Society.

**Personal:** First name Ivan is pronounced E-von ... Last name is Cruise Ew-say-duh ... Born Oct. 24, 1991 in Madrid, Spain ... Son of Jose Gabriel Cruz and Pilar Uceda ... Brother to Maria ... Father played pro basketball for Club Deportivo Cajamadrid in Spain ... Will graduate in May 2016 with B.S. Ed. in sports administration ... Attended Giner de los Rios High School ... Played basketball for Estudiantes in Spain where he averaged 12 points and seven rebounds per game ... Also played for Club Baloncesto Alcobendas, Colegio Brains, Club Baloncesto Las Rozas ... Also recruited by Marquette, Ohio State, Penn State and Villanova.

## CRUZ UCEDA CAREER STATISTICS

Season	GP	GS	Min.	Avg.	FG	FGA	Pct.	FG	FGA	Pct.	FT	FTA	Pct.	Off.	Def.	Tot.	Avg.	PF	FO	Ast.	TO	Blk	Stl	Pts.	Avg.
2014-15	21	6	360	17.1	37	99	.374	21	62	.339	14	17	.824	18	56	74	3.5	19	0	4	13	5	8	109	5.2
2015-16	24	6	366	15.3	50	100	.500	32	73	.438	8	8	1.000	13	58	71	3.0	47	0	6	17	6	6	140	5.8
TOTAL	45	12	726	16.1	87	199	.437	53	135	.393	22	25	.880	31	114	145	3.2	66	0	10	30	11	14	249	5.5

CRUZ UCEDA 2015-16		GS	Min	TOTAL			3-PTS			FREE THROWS			REBOUNDS				PF	FO	A	TO	Blk	Stl	Pts	Avg
Opponent	Date			FG	FGA	Pct	3FG	FGA	Pct	FT	FTA	Pct	Off	Def	Tot	Avg								
UTRGV	11-13-15	*	26	5	9	.556	4	7	.571	2	2	1.000	1	6	7	7.0	2	0	1	1	0	1	16	16.0
LOUISIANA	11-16-15	*	29	5	7	.714	3	5	.600	0	0	.000	0	3	3	5.0	3	0	0	0	0	0	13	14.5
vs Mississippi State	11-19-15	*	22	4	6	.667	2	3	.667	0	0	.000	0	6	6	5.3	3	0	0	1	0	1	10	13.0
vs Utah	11-20-15	*	18	1	4	.250	1	3	.333	0	0	.000	1	1	2	4.5	2	0	0	1	0	0	3	10.5
vs Butler	11-22-15	*	20	3	4	.750	2	3	.667	0	0	.000	1	3	4	4.4	1	0	0	0	2	0	8	10.0
NORTHEASTERN	11-27-15	*	14	1	3	.333	1	3	.333	0	0	.000	0	0	0	3.7	1	0	1	0	0	0	3	8.8
at Nebraska	12-01-15		9	0	2	.000	0	2	.000	0	0	.000	1	1	2	3.4	1	0	0	1	0	0	0	7.6
CHARLOTTE	12-05-15		24	4	5	.800	3	4	.750	0	0	.000	0	6	6	3.8	3	0	1	1	0	0	11	8.0
FLORIDA	12-08-15		13	0	4	.000	0	2	.000	0	0	.000	0	3	3	3.7	3	0	0	1	0	0	0	7.1
CO. OF CHARLESTON	12-19-15		16	1	2	.500	1	2	.500	0	0	.000	1	2	3	3.6	4	0	1	2	0	2	3	6.7
at La Salle	12-22-15		18	7	8	.875	4	5	.800	2	2	1.000	1	5	6	3.8	3	0	0	1	0	0	20	7.9
PRINCETON	12-29-15		12	3	3	1.000	2	2	1.000	0	0	.000	0	1	1	3.6	4	0	0	1	1	0	8	7.9
SYRACUSE	01-02-16		18	1	6	.167	1	5	.200	2	2	1.000	2	4	6	3.8	0	0	0	0	0	0	5	7.7
FLORIDA STATE	01-09-16		18	3	6	.500	1	4	.250	0	0	.000	0	3	3	3.7	2	0	1	1	1	0	7	7.6
at Virginia	01-12-16		22	2	5	.400	2	5	.400	0	0	.000	0	2	2	3.6	2	0	0	0	0	0	6	7.5
at Clemson	01-16-16		10	2	2	1.000	1	1	1.000	0	0	.000	0	0	0	3.4	0	0	0	0	0	0	5	7.4
at Boston College	01-20-16		12	1	2	.500	0	0	.000	0	0	.000	2	2	4	3.4	1	0	0	1	0	0	2	7.1
WAKE FOREST	01-23-16		15	2	6	.333	2	4	.500	2	2	1.000	2	4	6	3.6	3	0	0	0	2	0	8	7.1
DUKE	01-25-16		11	0	1	.000	0	1	.000	0	0	.000	1	1	2	3.5	2	0	1	1	0	0	0	6.7
at NC State	01-30-16		10	0	3	.000	0	3	.000	0	0	.000	0	0	0	3.3	3	0	0	1	0	0	0	6.4
NOTRE DAME	02-03-16		9	0	2	.000	0	2	.000	0	0	.000	0	2	2	3.2	2	0	0	2	0	0	0	6.1
at Georgia Tech	02-07-16		2	0	1	.000	0	1	.000	0	0	.000	0	0	0	3.1	0	0	0	0	0	0	0	5.8
Pittsburgh	02-09-16		DNP - Illness																					
at Florida State	02-14-16		DNP - Illness																					
VIRGINIA TECH	02-17-16		5	0	2	.000	0	2	.000	0	0	.000	0	1	1	3.0	0	0	0	0	0	0	0	5.6
at North Carolina	02-20-16		13	5	7	.714	2	4	.500	0	0	.000	0	2	2	3.0	2	0	0	1	0	2	12	5.8



# EBUKA IZUNDU

Freshman | Center | 6-10 | 210

15

Charlotte, N.C. | Victory Christian Center | Lagos, Nigeria

- First name Ebuka is pronounced E-boo-kuh. Last name is E-zoon-du.
- Born in Lagos, Nigeria. Speaks African language of Igbo.
- Moved to the United States in 2013.
- Long and athletic body.
- Great touch around the basket.
- Potential to develop into a great ACC post scorer.

• Favorites: Food: Rice and Chicken. Athlete: Kevin Durant. Pro Sports Team: Oklahoma City Thunder. Midnight Snack: Doritos. Ice Cream: Vanilla. Cereal: Cocoa Puffs. Movie: 2 Fast 2 Furious. Musical Artist: Meek Mill. Place on Campus: Locker Room.

## Prep

Averaged 21 points, 15 rebounds and six blocks for Victory Christian Center School as a senior ... Averaged 18 points, 12 rebounds and six blocks in junior season ... First-team All Charlotte Observer ... No. 134 player and No. 19 center in 2015 class by Rivals.com ... No. 70 player, No. 20 power forward and No. 5 North Carolina player in 2015 class by 247Sports.

## Personal

Born June 28, 1996 in Lagos, Nigeria ... First name Ebuka is pronounced E-boo-kuh. Last name is E-zoon-du ... Moved to the United States in 2013 ... Son of Emma and Ifeoma Izundu ... One brother: Okwy; Four sisters: Chioma Ojo, Vivian, Chingo and Ifunaya ... Speaks African language of Igbo ... Majoring in business management ... Chose Miami over Arkansas, Cincinnati and Charlotte ... Played AAU for Charlotte ACES ... Originally signed with Charlotte, then was released from commitment after 49ers coach was let go.

## Izundu Season Highs

### Points

Season: 15, vs. Mississippi State, 11/19  
ACC: 6, at North Carolina, 2/20/16

### Rebounds

Season: 7, vs. Mississippi State, 11/19  
ACC: 2, at North Carolina, 2/20/16

### Assists

Season: 1 (3x) last at North Carolina, 2/20/16  
ACC: 1, at North Carolina, 2/20/16

### Steals

Season: 1 (2x) last at North Carolina, 2/20/16  
ACC: 1 (2x) last at North Carolina, 2/20/16

### Blocked Shots

Season: 1 (2x) last at North Carolina, 2/20/16  
ACC: 1 (2x) last at North Carolina, 2/20/16

### Field Goals

Season: 3 (2x), last at La Salle, 12/22/15  
ACC: 1 (2x) last at North Carolina, 2/20/16

### Field Goal Attempts

Season: 5, vs. Mississippi State, 11/19  
ACC: 1 (2x) last at North Carolina, 2/20/16

### Free Throws

Season: 5, vs. Mississippi State, 11/19  
ACC: 4, at North Carolina, 2/20/16

### Free Throw Attempts

Season: 7, vs. Mississippi State, 11/19  
ACC: 6, at North Carolina, 2/20/16

### 3-Point Field Goals

Season: --  
ACC: --

### 3-Point Field Goal Attempts

Season: --  
ACC: --

### Minutes

Season: 15, vs. Mississippi State, 11/19  
ACC: 14, at North Carolina, 2/20/16

## IZUNDU CAREER STATISTICS

Season	GP	GS	Min.	Avg.	FG	FGA	Pct.	3-Point FG	3-Point FGA	3-Point Pct.	Free Throws FT	Free Throws FTA	Free Throws Pct.	Off.	Def.	Tot.	Avg.	PF	FO	Ast.	TO	Blk	Stl	Scoring Pts.	Avg.
2015-16	13	0	73	5.6	9	15	.600	0	0	.000	12	19	.632	11	6	17	1.3	16	0	3	4	2	2	30	2.3

### IZUNDU 2015-16

Opponent	Date	GS	Min	TOTAL FG	FGA	Pct	3-PTS 3FG	3-PTS FGA	3-PTS Pct	FREE THROWS FT	FREE THROWS FTA	FREE THROWS Pct	REBOUNDS Off	REBOUNDS Def	REBOUNDS Tot	Avg	PF	FO	A	TO	Blk	Stl	Pts	Avg
UTRGV	11-13-15		4	0	0	.000	0	0	.000	0	0	.000	0	0	0	0.0	2	0	0	0	0	0	0	0.0
LOUISIANA	11-16-15		0	0	0	.000	0	0	.000	0	0	.000	0	0	0	0.0	0	0	0	0	0	0	0	0.0
vs Mississippi State	11-19-15		15	3	5	.600	0	0	.000	5	7	.714	5	2	7	2.3	0	0	0	0	0	0	11	3.7
vs Utah	11-20-15		3	1	1	1.000	0	0	.000	2	4	.500	1	2	3	2.5	0	0	1	0	0	0	4	3.8
vs. Butler	11-22-15		DNP																					
NORTHEASTERN	11-27-15		DNP																					
at Nebraska	12-01-15		DNP																					
CHARLOTTE	12-05-15		6	0	1	.000	0	0	.000	0	0	.000	0	0	0	2.0	3	0	1	1	0	0	0	3.0
FLORIDA	12-08-15		4	0	3	.000	0	0	.000	0	0	.000	1	0	1	1.8	1	0	0	0	0	0	0	2.5
CO. OF CHARLESTON	12-19-15		3	0	0	.000	0	0	.000	1	2	.500	0	0	0	1.6	1	0	0	0	0	0	1	2.3
at La Salle	12-22-15		9	3	3	1.000	0	0	.000	0	0	.000	2	2	4	1.9	1	0	0	1	0	0	6	2.8
PRINCETON	12-29-15		DNP																					
SYRACUSE	01-02-16		DNP																					
FLORIDA STATE	01-09-16		DNP																					
at Virginia	01-12-16		DNP																					
at Clemson	01-16-16		1	0	0	.000	0	0	.000	0	0	.000	0	0	0	1.7	0	0	0	0	0	0	0	2.4
at Boston College	01-20-16		DNP																					
WAKE FOREST	01-23-16		DNP																					
DUKE	01-25-16		DNP																					
at NC State	01-30-16		DNP																					
NOTRE DAME	02-03-16		DNP																					
at Georgia Tech	02-07-16		DNP																					
Pittsburgh	02-09-16		8	1	1	1.000	0	0	.000	0	0	.000	0	0	0	1.5	1	0	0	0	1	0	2	2.4
at Florida State	02-14-16		5	0	0	.000	0	0	.000	0	0	.000	0	0	0	1.4	3	0	0	0	0	1	0	2.2
VIRGINIA TECH	02-17-16		1	0	0	.000	0	0	.000	0	0	.000	0	0	0	1.3	0	0	0	0	0	0	0	2.0
at North Carolina	02-20-16		14	1	1	1.000	0	0	.000	4	6	.667	2	0	2	1.3	4	0	1	2	1	1	6	2.3





# TONYE JEKIRI

Senior | Center | 7-0 | 248

# 23

Hialeah, Fla. | Champagnat Catholic School (Fla.) | Port Harcourt, Nigeria

## Puerto Rico Tip-Off All-Tournament Team, 2015

## ACSM & Coaches 2015 All-ACC Defensive Team

2014-15 Led ACC in rebounds - 9.9 rpg all games, 10.9 ACC games

## 2014-15 All-ACC Basketball Team, H.M.

## Gildan Charleston Classic All-Tournament Team

- Lone remaining player from the 2013 ACC Championship and NCAA Sweet 16 team.

- Only played basketball for five years after moving from Nigeria to South Florida in September 2010 to begin hoops career. Previously played soccer in Africa, but height led him to hoops.

- Terrific learner who picks up concepts quickly.

- Good passer for his size.

- Very good position defender on and off ball.

- Rebounder and shot blocker, developing his offensive game.

- Can play with back to basket or step out for a 15-17-foot jumper.

- Runs the floor like a guard and has unstoppable motor. Exceptionally fast and athletically gifted for a big man.

- Second Florida recruit in Larrañaga era, following Shane Larkin.

- First time he saw snow was on a road trip to UMass on Dec. 1, 2012, during freshman season.

- Acclimated himself well from Nigeria to U.S. culture.

- Chose jersey number 23 because July 23 is birthday.

- Favorites: Food: Rice & chicken. Basketball movie: Love & Basketball.

- Sport besides basketball: Soccer.

- Why UM: The coaching staff.

2012-13				
Opposition	P	R	A	
at FGCU	1	2	0	
Jacksonville	0	0	0	
Michigan State	0	2	0	
at Massachusetts	0	0	0	
Charlotte	0	0	0	
at UCF	3	2	0	
at Hawaii	1	0	0	
vs. Arizona	0	2	0	
vs. Indiana State	0	0	0	
La Salle	0	1	0	
at Georgia Tech	2	2	0	
at North Carolina	0	1	0	
Maryland	2	4	0	
at Boston College	0	1	1	
Duke	2	2	0	
Florida State	4	2	0	
at Virginia Tech	2	1	0	
at NC State	0	2	1	
Boston College	2	4	0	
North Carolina	2	2	0	
at Florida State	2	2	0	
at Clemson	0	0	0	
Virginia	2	0	0	
at Wake Forest	2	3	0	
Virginia Tech	4	2	0	
at Duke	2	0	0	
Georgia Tech	0	0	0	
Clemson	2	3	0	
vs. Boston College	0	1	0	
vs. NC State	2	3	0	
vs. North Carolina	1	1	0	
vs. Pacific	6	5	0	
vs. Illinois	4	2	1	
vs. Marquette	0	3	0	

2013-14				
Opposition	P	R	A	
St. Francis (NY)	6	9	1	
Ga. Southern	2	1	0	
Texas Southern	4	4	0	
at C of Charleston	6	3	0	
UCF	2	3	0	
vs Geo. Wash.	2	1	1	
at CS Fullerton	4	4	0	
vs Arizona State	0	3	0	
at Nebraska	2	7	1	
Virginia Tech	2	7	0	
at Savannah St.	4	1	1	
La Salle	9	7	0	
Loyola	10	4	2	
at Syracuse	5	3	2	
at North Carolina	2	10	1	
Florida State	2	7	1	
at Georgia Tech	0	3	0	
Duke	8	9	0	
Syracuse	3	5	4	
at Maryland	0	6	0	
Norfolk State	4	2	1	
Pittsburgh	3	4	0	
NC State	0	4	0	
at Florida State	15	6	0	
at Virginia Tech	0	3	0	
Notre Dame	2	6	2	
Boston College	5	7	1	
at Virginia	4	6	0	
at NC State	14	13	0	
at Clemson	2	2	0	
Wake Forest	6	9	1	
vs Virginia Tech	5	12	2	
vs NC State	6	9	1	

2014-15				
Opposition	P	R	A	
Howard	6	11	1	
at Florida	8	8	1	
vs Drexel	8	13	4	
vs Akron	8	16	0	
vs Charlotte	11	7	1	
at Charlotte	4	13	1	
South Alabama	13	8	8	
Illinois	6	9	2	
Green Bay	2	3	1	
Savannah State	8	9	3	
Eastern Kentucky	2	6	0	
vs Providence	12	10	2	
Charlotte	8	8	1	
Virginia	8	12	3	
Boston College	13	15	0	
at Duke	10	10	0	
at Notre Dame	8	13	0	
NC State	6	10	0	
at Syracuse	13	15	1	
Georgia Tech	13	9	0	
at Florida State	4	5	0	
Louisville	10	10	2	
Clemson	6	17	2	
at Wake Forest	6	3	0	
at Boston College	12	15	0	
Virginia Tech	15	15	2	
at Louisville	13	15	1	
Florida State	12	11	0	
North Carolina	6	7	0	
at Pittsburgh	10	11	1	
at Virginia Tech	4	3	1	
vs Virginia Tech	9	8	1	
vs Notre Dame	11	11	0	
NC Central	11	6	2	
Alabama	9	12	0	
at Richmond	8	10	1	
vs Temple	4	2	0	

## Jekiri Season / Career Highs

### Points

Season: 20, vs. Utah, 11/21/15

Career: 20, vs. Utah, 11/21/15

ACC: 15 (2x) last vs. Virginia Tech, 2/18/15

### Rebounds

Season: 17, at Boston College, 1/20/16

Career: 17 (2x) last at Boston College, 1/20/16

ACC: 17 (2x) last at Boston College, 1/20/16

### Assists

Season: 3, vs. Duke, 1/25/16

Career: 8, vs. South Alabama, 11/28/14

ACC: 4, vs. Syracuse, 1/25/14

### Steals

Season: 2, at Florida State, 2/14/16

Career: 4, at Duke, 1/13/15

ACC: 4, at Duke, 1/13/15

### Blocked Shots

Season: 5, vs. Northeastern, 11/28/15

Career: 5 (3x) last vs. Northeastern, 11/28/15

ACC: 5, vs. Clemson, 2/8/15

### Field Goals

Season: 8, vs. Utah, 11/21/15

Career: 8, vs. Utah, 11/21/15

ACC: 6, (2x) last at Louisville, 2/21/15

### Field Goal Attempts

Season: 10 (3x) last vs. Virginia Tech, 2/17/16

Career: 14, vs. Louisville, 2/3/15

ACC: 14, vs. Louisville, 2/3/15

### Free Throws

Season: 4 (2x) last vs. Butler, 11/22/15

Career: 8, at Boston College, 2/16/15

ACC: 8, at Boston College, 2/16/15

### Free Throw Attempts

Season: 5, vs. Utah, 11/21/15

Career: 10, at Boston College, 2/16/15

ACC: 10, at Boston College, 2/16/15

### 3-Point Field Goals

Season: --

Career: 1, vs. Alabama, 3/21/15

ACC: --

### 3-Point Field Goal Attempts

Season: 1 (3x) last at Nebraska, 12/1/15

Career: 1 (2x) vs. UTRGV, 11/13/15

ACC: 1, vs. Florida State, 1/9/16

### Minutes

Season: 39, at Nebraska, 12/1/15

Career: 47, at Boston College, 2/16/15

ACC: 47, at Boston College, 2/16/15

**As a Junior (2014-15): Final 2015 NCAA rankings:** No. 5 total rebounds; No. 20 defensive rebounds per game; No. 21 rebounds per game; No. 43 double doubles; No. 44 offensive rebounds per game; No. 91 total blocks. **Among ACC players in all games:** No. 1 rebounds (9.9); No. 1 defensive rebounds (6.7); No. 4 offensive rebounds (3.2); No. 5 blocked shots (1.4) ... **Among ACC players in league games only:** No. 1 rebounds (10.9) ... No. 1 defensive rebounds (7.3); No. 2 offensive rebounds (3.6); No. 6 blocked shots (1.3).

**High School:** Rated the 17th-best center in the country by ESPN.com and No. 13 by Scout.com ... Averaged 20 points, 12 rebounds and 5 blocks per game as a senior ... Notched 45 points and 20 rebounds in regional semifinals and 18 points, 14 rebounds and six blocks in regional finals ... Led his team to the 2A state title game ... First team 2011-12 Boys Class 2A All-State Team ... First Team All-FHSAA Tournament at state championships ... Orlando Sentinel's 2011-12 All-Florida boys basketball team ... Averaged 14 points and 10 rebounds per game as a junior with Champagnat, his first year of organized hoops ... Team MVP ... Team captain ... On the AAU circuit, played for Team Breakdown ... Dominated at the Source Hoops Elite Camp and led Team Breakdown to championships in the Breakdown Hoops Festival and the Big Shots Myrtle Beach I ... Can play with his back to the basket or step out for a 10-12-foot shot ... Runs the floor like a guard and has an unstoppable motor.

**Personal:** Born July 23, 1994 in Nigeria ... Given name is Tonye Frank Jekiri (TAHN-yay Ja-KEER-EE) ... Son of Emiliana and Frank ... Brother to Tammie, Omiebi and Boma ... Expecting to graduate in May 2016 with B.S. Ed. in sports administration ... Chose his jersey number 23 because July 23 is his birthday ... Originally from Nigeria, Jekiri moved to South Florida in September 2010 to begin his basketball career ... Previously played soccer ... Chose Miami over considerations from Virginia Tech, Clemson, Florida State, Auburn, Vanderbilt and Alabama ... Jekiri was Larrañaga's second recruit from the state of Florida, joining former Canes PG Shane Larkin from Orlando, Fla.

## JEKIRI CAREER STATISTICS

Season	GP	GS	Min.	Avg.	FG	FGA	Pct.	3-Point			Free Throws			Rebounds			Scoring		
								FG	FGA	Pct.	FT	FTA	Pct.	Off.	Def.	Tot.	Avg.	PF	FO
2012-13	34	0	235	6.9	18	35	.514	0	0	.000	11	20	.550	28	27	55	1.6	35	0
2013-14	33	16	705	21.4	57	125	.456	0	0	.000	25	43	.581	67	113	180	5.5	87	5
2014-15	37	37	1120	30.3	123	246	.500	1	1	1.000	70	96	.729	118	248	366	9.9	114	5
2015-16	26	26	764	29.4	91	171	.532	0	4	.000	29	48	.604	76	169	245	9.4	77	0
<b>TOTAL</b>	<b>130</b>	<b>79</b>	<b>2824</b>	<b>21.7</b>	<b>289</b>	<b>577</b>	<b>.501</b>	<b>1</b>	<b>5</b>	<b>.200</b>	<b>135</b>	<b>207</b>	<b>.652</b>	<b>289</b>	<b>557</b>	<b>846</b>	<b>6.5</b>	<b>313</b>	<b>10</b>

JEKIRI 2015-16		Date	GS	TOTAL			3-PTS		FREE THROWS			REBOUNDS			PF	FO	A	TO	Blk	Stl	Pts	Avg		
Opponent	Min			FG	FGA	Pct	3FG	FGA	Pct	FT	FTA	Pct	Off	Def									Tot	Avg
UTRGV	11-13-15	*	28	2	5	.400	0	1	.000	3	4	.750	2	10	12	12.0	3	0	1	1	0	7	7.0	
LOUISIANA	11-16-15	*	23	2	6	.333	0	1	.000	0	1	.000	1	3	4	8.0	4	0	1	2	0	4	5.5	
vs Mississippi State	11-19-15	*	18	3	5	.600	0	0	.000	2	2	1.000	3	7	10	8.7	3	0	2	3	1	0	8	6.3
vs Utah	11-20-15	*	32	8	10	.800	0	0	.000	4	5	.800	5	7	12	9.5	2	0	1	1	1	20	9.8	
vs Butler	11-22-15	*	34	4	6	.667	0	0	.000	4	4	1.000	4	8	12	10.0	4	0	1	3	2	0	12	10.2
NORTHEASTERN	11-27-15	*	37	4	8	.500	0	0	.000	0	1	.000	2	10	12	10.3	2	0	2	2	5	0	8	9.8
at Nebraska	12-01-15	*	39	2	8	.250	0	1	.000	3	3	1.000	2	8	10	10.3	3	0	2	2	2	0	7	9.4
CHARLOTTE	12-05-15	*	18	4	6	.667	0	0	.000	0	1	.000	0	10	10	10.3	2	0	0	0	0	0	8	9.3
FLORIDA	12-08-15	*	27	3	4	.750	0	0	.000	3	4	.750	5	4	9	10.1	3	0	1	3	3	0	9	9.2
CO. OF CHARLESTON	12-19-15	*	25	5	6	.833	0	0	.000	0	0	.000	3	5	8	9.9	3	0	2	1	0	1	10	9.3
at La Salle	12-22-15	*	21	4	4	1.000	0	0	.000	2	3	.667	3	11	14	10.3	3	0	0	2	1	0	10	9.4
PRINCETON	12-29-15	*	30	3	5	.600	0	0	.000	1	2	.500	4	4	8	10.1	2	0	0	0	2	0	7	9.2
SYRACUSE	01-02-16	*	33	2	5	.400	0	0	.000	0	1	.000	1	2	3	9.5	3	0	0	1	1	0	4	8.8
FLORIDA STATE	01-09-16	*	33	4	7	.571	0	1	.000	0	0	.000	2	8	10	9.6	2	0	0	0	0	0	8	8.7
at Virginia	01-12-16	*	31	2	4	.500	0	0	.000	1	2	.500	2	4	6	9.3	2	0	0	1	0	1	5	8.5
at Clemson	01-16-16	*	31	4	10	.400	0	0	.000	0	0	.000	6	5	11	9.4	4	0	0	2	3	1	8	8.4
at Boston College	01-20-16	*	34	2	8	.250	0	0	.000	2	4	.500	4	13	17	9.9	3	0	0	3	3	1	6	8.3
WAKE FOREST	01-23-16	*	34	4	6	.667	0	0	.000	0	1	.000	4	8	12	10.0	2	0	1	0	1	0	8	8.3
DUKE	01-25-16	*	34	3	7	.429	0	0	.000	1	1	1.000	6	4	10	10.0	3	0	3	0	2	0	7	8.2
at NC State	01-30-16	*	35	3	4	.750	0	0	.000	0	0	.000	1	4	5	9.8	4	0	2	1	0	0	6	8.1
NOTRE DAME	02-03-16	*	27	3	6	.500	0	0	.000	0	0	.000	3	9	12	9.9	4	0	1	0	0	0	6	8.0
at Georgia Tech	02-07-16	*	32	4	8	.500	0	0	.000	0	0	.000	1	8	9	9.8	1	0	1	1	0	1	8	8.0
Pittsburgh	02-09-16	*	25	5	7	.714	0	0	.000	0	2	.000	4	6	10	9.8	4	0	0	0	0	1	10	8.1
at Florida State	02-14-16	*	29	3	8	.375	0	0	.000	2	4	.500	2	7	9	9.8	4	0	0	3	1	2	8	8.1
VIRGINIA TECH	02-17-16	*	31	5	10	.500	0	0	.000	1	1	1.000	3	2	5	9.6	4	0	1	1	2	1	11	8.2
at North Carolina	02-20-16	*	23	3	8	.375	0	0	.000	0	2	.000	3	2	5	9.4	3	0	0	1	1	1	6	8.1



# ANTHONY LAWRENCE, JR.

Freshman | Guard | 6-7 | 210

3

St. Petersburg, Fla. | Lakewood Senior HS

- Can play multiple positions. Was point guard in high school and will play small forward at Miami.
- Athletic and can attack the basket with authority.
- Son of a high school coach.

• Favorites: Athlete: LeBron James. Sports Team: Cleveland Cavaliers. Video Game: 2K. Class at UM: Acting. Movie: Friday. TV Show: Martin. Musical Artist: Future. Place on campus: BUC.

## Prep

Led Lakewood Senior High School team to the Class 5A state championship game as a junior ... Scored 18 points in the championship game and totaled 25 rebounds in two state tournament games ... Averaged 20 points and 13 rebounds as a junior at Lakewood, and in sophomore campaign, averaged 21 points, eight rebounds and four steals ... Listed as a three-star recruit by ESPN.

## Personal

Born Sept. 6, 1996 in St. Petersburg, Fla. ... Son of Anthony Sr. and Zelia ... One sister, Taylor ... Majoring in sports administration ... Played AAU ball for Each 1 Teach 1 Elite ... Chose Miami over offers from USC, Clemson and Texas, among others ... Anthony's father, Anthony Lawrence Sr., was a two-year letterman at Miami from 1991-93. After college, he played overseas in Portugal, Mexico and the Dominican Republic ... Lawrence Jr.'s uncle, Patrick, also played at Miami from 1991-94.

## Lawrence, Jr. Season Highs

### Points

Season: 18, vs. Notre Dame, 2/3/16  
ACC: 18, vs. Notre Dame, 2/3/16

### Rebounds

Season: 7, at Nebraska, 12/1/15  
ACC: 4, at North Carolina, 2/20/16

### Assists

Season: 4, vs. Louisiana, 11/16/15  
ACC: 3, at Georgia Tech, 2/7/16

### Steals

Season: 2 (4x) last vs. Charleston, 12/19/15  
ACC: 1 (4x) last vs. Virginia Tech, 2/17/16

### Blocked Shots

Season: 2 (2x) last vs. Virginia Tech, 2/17/16  
ACC: 2 (2x) last vs. Virginia Tech, 2/17/16

### Field Goals

Season: 5 (2x) last vs. Notre Dame, 2/3/16  
ACC: 5, vs. Notre Dame, 2/3/16

### Field Goal Attempts

Season: 7 (2x) last at Nebraska, 12/1/15  
ACC: 6, vs. Notre Dame, 2/3/16

### Free Throws

Season: 5, vs. Louisiana, 11/16/15  
ACC: 4, vs. Notre Dame, 2/3/16

### Free Throw Attempts

Season: 6, vs. Louisiana, 11/16/15  
ACC: 5, vs. Notre Dame, 2/3/16

### 3-Point Field Goals

Season: 4, vs. Notre Dame, 2/3/16  
ACC: 4, vs. Notre Dame, 2/3/16

### 3-Point Field Goal Attempts

Season: 4, vs. Notre Dame, 2/3/16  
ACC: 4, vs. Notre Dame, 2/3/16

### Minutes

Season: 25, vs. Louisiana, 11/16/15  
ACC: 23, at North Carolina, 2/20/16

## LAWRENCE CAREER STATISTICS

Season	GP	GS	Min.	Avg.	FG	FGA	Pct.	3-Point FG	3-Point FGA	3-Point Pct.	Free Throws FT	Free Throws FTA	Free Throws Pct.	Off.	Def.	Tot.	Avg.	PF	FO	Ast.	TO	Blk	Stl	Pts.	Avg.
2015-16	24	0	293	12.2	39	74	.527	16	34	.471	19	32	.594	21	23	44	1.8	29	0	21	8	9	12	113	4.7

LAWRENCE 2015-16		TOTAL					3-PTS			FREE THROWS			REBOUNDS													
Opponent	Date	GS	Min	FG	FGA	Pct	3FG	FGA	Pct	FT	FTA	Pct	Off	Def	Tot	Avg	PF	FO	A	TO	Blk	Stl	Pts	Avg		
UTRGV	11-13-15	6	0	1	.000	0	0	.000	1	2	.500	2	0	2	2.0	1	0	0	1	0	0	1	1.0			
LOUISIANA	11-16-15	25	3	6	.500	1	2	.500	5	6	.833	2	4	6	4.0	3	0	4	1	1	2	12	6.5			
vs Mississippi State	11-19-15	22	3	7	.429	0	2	.000	4	6	.667	2	2	4	4.0	3	0	2	0	0	2	10	7.7			
vs Utah	11-20-15	14	0	1	.000	0	1	.000	0	0	.000	0	0	0	3.0	2	0	2	0	0	0	0	5.8			
vs Butler	11-22-15	12	3	6	.500	1	3	.333	0	0	.000	0	1	1	2.6	1	0	1	0	0	2	7	6.0			
NORTHEASTERN	11-27-15	5	0	1	.000	0	0	.000	0	0	.000	1	0	1	2.3	1	0	0	0	0	0	0	5.0			
at Nebraska	12-01-15	14	5	7	.714	2	3	.667	1	1	1.000	2	5	7	3.0	1	0	0	0	0	0	13	6.1			
CHARLOTTE	12-05-15	15	4	5	.800	1	2	.500	0	0	.000	1	0	1	2.8	1	0	1	0	0	0	9	6.5			
FLORIDA	12-08-15	DNP - illness																								
CO. OF CHARLESTON	12-19-15	16	4	4	1.000	3	3	1.000	0	0	.000	0	2	2	2.7	4	0	1	1	0	2	11	7.0			
at La Salle	12-22-15	14	1	4	.250	0	2	.000	0	0	.000	1	1	2	2.6	1	0	3	0	0	0	2	6.5			
PRINCETON	12-29-15	10	0	1	.000	0	1	.000	0	0	.000	0	1	1	2.5	1	0	0	0	0	0	0	5.9			
SYRACUSE	01-02-16	5	0	1	.000	0	0	.000	1	2	.500	1	1	2	2.4	0	0	0	0	0	0	1	5.5			
FLORIDA STATE	01-09-16	6	0	2	.000	0	1	.000	0	0	.000	0	0	0	2.2	0	0	0	0	0	0	0	5.1			
at Virginia	01-12-16	8	0	0	.000	0	0	.000	0	2	.000	1	0	1	2.1	2	0	0	1	0	0	0	4.7			
at Clemson	01-16-16	12	1	1	1.000	0	0	.000	1	2	.500	0	1	1	2.1	0	0	0	0	0	1	3	4.6			
at Boston College	01-20-16	4	0	3	.000	0	1	.000	0	2	.000	0	0	0	1.9	0	0	1	0	0	1	0	4.3			
WAKE FOREST	01-23-16	1	0	1	.000	0	1	.000	0	0	.000	0	0	0	1.8	0	0	0	0	0	0	0	4.1			
DUKE	01-25-16	DNP																								
at NC State	01-30-16	3	0	0	.000	0	0	.000	0	0	.000	0	0	0	1.7	2	0	0	0	1	0	0	3.8			
NOTRE DAME	02-03-16	21	5	6	.833	4	4	1.000	4	5	.800	1	1	2	1.7	3	0	0	0	2	1	18	4.6			
at Georgia Tech	02-07-16	21	2	4	.500	0	2	.000	1	2	.500	2	1	3	1.8	2	0	3	0	1	0	5	4.6			
Pittsburgh	02-09-16	8	1	2	.500	0	1	.000	0	0	.000	0	1	1	1.8	1	0	0	2	0	0	2	4.5			
at Florida State	02-14-16	13	1	3	.333	1	1	1.000	0	0	.000	1	0	1	1.7	0	0	1	2	1	0	3	4.4			
VIRGINIA TECH	02-17-16	15	2	3	.667	1	1	1.000	0	0	.000	1	1	2	1.7	0	0	0	0	2	1	5	4.4			
at North Carolina	02-20-16	23	4	5	.800	2	3	.667	1	2	.500	3	1	4	1.8	0	0	2	0	1	0	11	4.7			



## Graduate | Guard | 6-5 | 200

## Houston, Texas | Texas | Bellaire HS

McLELLAN 2015-16			TOTAL			3-PTS			FREE THROWS			REBOUNDS													
Opponent	Date	GS	Min	FG	FGA	Pct	3FG	FGA	Pct	FT	FTA	Pct	Off	Def	Tot	Avg	PF	FO	A	TO	Blk	Stl	Pts	Avg	
UTRGV	11-13-15	*	29	6	10	.600	2	4	.500	4	4	1.000	1	3	4	4.0	3	0	1	1	0	1	18	18.0	
LOUISIANA	11-16-15	*	34	6	9	.667	2	4	.500	2	3	.667	2	3	5	4.5	2	0	2	1	1	3	16	17.0	
vs Mississippi State	11-19-15	*	32	5	10	.500	2	3	.667	6	6	1.000	0	0	0	3.0	1	0	4	0	0	2	18	17.3	
vs Utah	11-20-15	*	29	10	12	.833	3	5	.600	4	4	1.000	0	4	4	3.3	2	0	0	1	0	1	27	19.8	
vs Butler	11-22-15	*	29	2	6	.333	2	5	.400	2	2	1.000	0	2	2	3.0	2	0	2	1	0	1	8	17.4	
NORTHEASTERN	11-27-15	*	32	8	12	.667	1	3	.333	1	1	1.000	0	1	1	2.7	3	0	1	0	0	1	18	17.5	
at Nebraska	12-01-15	*	43	3	8	.375	1	2	.500	7	9	.778	2	2	4	2.9	2	0	0	2	0	1	14	17.0	
CHARLOTTE	12-05-15	*	21	2	4	.500	1	1	1.000	3	4	.750	1	1	2	2.8	2	0	5	3	0	0	8	15.9	
FLORIDA	12-08-15	*	37	7	12	.583	3	4	.750	7	8	.875	1	4	5	3.0	0	0	1	1	0	1	24	16.8	
CO. OF CHARLESTON	12-19-15	*	28	4	9	.444	0	3	.000	6	7	.857	0	3	3	3.0	1	0	1	1	0	1	14	16.5	
at La Salle	12-22-15	*	26	5	8	.625	2	3	.667	2	2	1.000	1	1	2	2.9	1	0	6	0	0	1	14	16.3	
PRINCETON	12-29-15	*	29	2	9	.222	0	3	.000	2	2	1.000	0	2	2	2.8	1	0	0	2	1	0	6	15.4	
SYRACUSE	01-02-16	*	38	5	11	.455	0	6	.000	12	14	.857	1	4	5	3.0	1	0	0	1	2	3	22	15.9	
FLORIDA STATE	01-09-16	*	34	7	11	.636	2	5	.400	5	6	.833	0	5	5	3.1	2	0	2	1	0	1	21	16.3	
at Virginia	01-12-16	*	32	4	12	.333	1	5	.200	4	5	.800	1	0	1	3.0	3	0	1	1	0	1	13	16.1	
at Clemson	01-16-16	*	39	5	8	.625	2	4	.500	2	2	1.000	1	4	5	3.1	3	0	2	4	0	1	14	15.9	
at Boston College	01-20-16	*	37	7	14	.500	2	3	.667	3	4	.750	1	4	5	3.2	2	0	1	2	0	3	19	16.1	
WAKE FOREST	01-23-16	*	33	3	10	.300	0	3	.000	8	8	1.000	1	5	6	3.4	2	0	5	3	0	3	14	16.0	
DUKE	01-25-16	*	33	8	12	.667	1	3	.333	4	6	.667	0	2	2	3.3	2	0	3	1	1	0	21	16.3	
at NC State	01-30-16	*	31	5	14	.357	2	9	.222	6	6	1.000	0	4	4	3.4	4	0	2	1	1	0	18	16.4	
NOTRE DAME	02-03-16	*	33	5	6	.833	2	2	1.000	0	0	0.000	0	5	5	3.4	0	0	3	1	0	0	12	16.1	
at Georgia Tech	02-07-16	*	35	7	9	.778	2	2	1.000	6	8	.750	0	2	2	3.4	3	0	0	0	1	0	22	16.4	
Pittsburgh	02-09-16	*	35	3	7	.429	2	5	.400	2	2	1.000	0	1	1	3.3	1	0	0	1	1	0	10	16.1	
at Florida State	02-14-16	*	33	4	14	.286	3	9	.333	9	10	.900	1	3	4	3.3	2	0	2	0	0	1	20	16.3	
VIRGINIA TECH	02-17-16	*	24	3	5	.600	1	2	.500	4	4	1.000	0	2	2	3.2	4	0	0	1	0	1	11	16.1	
at North Carolina	02-20-16	*	18	2	4	.500	1	1	1.000	5	6	.833	1	2	3	3.2	0	0	0	0	0	0	10	15.8	





# RASHAD MUHAMMAD

Junior | Guard | 6-6 | 160

1

Las Vegas, Nev. | San Jose State | Bishop Gorman HS

- Big time scorer with deep range.
- Using redshirt season at Miami to gain strength.
- From an athletic family: Brother is Minnesota Timberwolves player Shabazz Muhammad; Mother was PG and track star at Long Beach State; Father was PG for USC; Sister is professional tennis player; Uncle played in NFL; Aunt played basketball for Cal State Fullerton.

• Favorites: Food: Surf and turf. Athlete: Kobe Bryant. Professional teams: Lakers, Timberwolves, Raiders. Midnight snack: Cereal. Ice Cream: Chocolate. Cereal: Cinnamon Toast Crunch. Movie: More than a Game. TV Show: Fresh Prince of Bel Air. Musical Artist: Lil Wayne. Place on Campus: The gym.

## As a Junior at Miami (2015-16)

Will sit out the 2015-16 season after transferring from San Jose State in August, 2015.

## As a Sophomore at San Jose State (2014-15)

Led Spartans in scoring for second-straight season at 13.9 points per game ... Averaged 3.3 rebounds, 1.1 assists and 32.3 minutes over 27 games ... Scored in double-figures 21 times ... Led team in scoring in 15 games ... Five 20-point performances ... Season-high 27 points versus San Diego State (1/21) ... Season-high 10 rebounds to go along with 23 points at Wyoming (2/14) ... Splashed in 59 three-point baskets moving him into third all-time at San José State with 134 ... Multiple threes in 19 games ... Scored 26 points and matched a career-high for made threes in a game with six at Air Force (1/7) ... Third in the conference during Mountain West play at 2.5 made threes per game ... Career-high five assists versus Utah State (2/14) ... Shot free throws at 79.6 percent ... 20 points at UC Davis (12/3) ... 22 points versus Saint Katherine (12/9) ... Recorded two steals in three different games.

## As a Freshman at San Jose State (2013-14)

Played in all 31 games and started three - at Weber State and against Fresno State and Boise State ... One of first players off bench ... Averaged team-best 13.2 points per game and 2.9 rebounds per game ... Set Mountain West freshman record for three pointers made in season at 75 ... Second-highest single-season three-pointers made and fourth-high three-pointers attempted at San José State ... Scored in double figures in 22 games ... 408 points on the season ... 20+ points in five games ... Scored a season-high 28 points in three-overtime win against UC Davis and 28 points against Colorado State ... Hit season-best six three-pointers against UC Davis and at Utah State ... Added 23 points at Portland, 21 points at Houston and 20 at Utah State ... Led team in scoring in 16 games ... Attempted at least 10 shots in 20 games ... Made at least one three-pointer in 12 straight games and 28 of 31 games ... Made 75 of 190 three-point attempts ... Shot 81.3 percent from free throw line ... Grabbed seven rebounds against Pacific and six rebounds against Milwaukee and at Wyoming and Fresno State ... Dished out at least one assist in 17 games ... Three assists at New Mexico ... Two steals at Northern Illinois, against James Madison and at Utah State and Air Force.

## High School

Played at Bishop Gorman High School in Las Vegas ... Averaged 19 points senior year and led team to 29-3 record ... Team finished No. 15 in USA Today and ESPN polls ... Team won back-to-back Division I state championships ... Averaged 4.2 rebounds and 2.3 assists senior year.

## Personal

Born January 6, 1994, in Las Vegas ... Son of Faye Muhammad, former point guard and track star at Long Beach State, and Ronald Muhammad, former point guard for USC ... Younger brother of Shabazz Muhammad, former UCLA player who is currently with Minnesota Timberwolves ... Sister, Asia, is a professional tennis player ... Uncle, Stephone Paige, played nine seasons in the NFL ... Aunt, Robin Paige, was four-year starter for Cal State Fullerton ... Majoring in sociology.

2013-14					2014-15				
Opposition	P	R	A		Opposition	P	R	A	
at Santa Clara	15	2	1		Bethesda	17	3	2	
vs. Milwaukee	17	6	0		Portland	5	2	2	
at Northern Illinois	11	3	1		Pepperdine	9	2	2	
vs. James Madison	18	3	1		at Cal State Fullerton	11	2	0	
at Pepperdine	14	1	2		vs. Washington	15	2	0	
Cal State Fullerton	17	4	2		vs. Western Michigan	7	2	0	
at Portland	23	3	0		vs. Princeton	0	0	0	
at Weber State	17	1	1		at UC Davis	20	1	1	
at Houston	21	1	0		Santa Clara	15	1	0	
UC Davis	28	3	0		Saint Katherine	22	6	2	
Westminster	8	2	0		Wyoming	13	5	2	
Pacific	19	7	0		at Air Force	26	4	0	
Nevada	5	1	1		at UNLV	3	2	0	
at Utah State	20	2	1		Fresno State	16	3	0	
Colorado State	28	5	0		Colorado State	12	3	1	
New Mexico	16	3	1		at Boise State	13	1	1	
at Air Force	12	2	1		Air Force	11	1	2	
at Wyoming	2	6	2		at New Mexico	15	3	0	
San Diego State	5	3	0		at Fresno State	16	2	4	
at Boise State	0	0	0		Nevada	10	3	1	
UNLV	13	3	1		at Wyoming	23	10	0	
at New Mexico	15	3	3		Utah State	12	6	5	
at Fresno State	13	6	1		San Diego State	27	4	0	
Air Force	5	2	0		at Colorado State	18	3	1	
Wyoming	0	0	0		at Nevada	6	3	1	
at Nevada	11	5	1		Boise State	17	6	2	
at San Diego State	14	2	0		UNLV	16	8	2	
Utah State	5	1	2						
at Colorado State	6	1	0						
Fresno State	17	5	1						
vs. Boise State	13	5	1						

## Muhammad Career Highs

### Points

Career: 28 (2x) last vs. Colorado State, 1/8/14

### Rebounds

Career: 10, at Wyoming, 2/14/15

### Assists

Career: 5, San Diego State, 2/21/15

### Steals

Career: 2 (7x) last at Wyoming, 2/14/15

### Blocked Shots

Career: 1 (4x) last at Wyoming, 2/14/15

### Field Goals

Career: 10, at Air Force, 1/7/15

### Field Goal Attempts

Career: 21, Fresno State, 3/8/14

### Free Throws

Career: 9, Colorado State, 1/8/14

### Free Throw Attempts

Career: 12, Colorado State, 1/8/14

### 3-Point Field Goals

Career: 6 (3x), last at Air Force, 1/7/15

### 3-Point Field Goal Attempts

Career: 13, UC Davis, 12/18/13

### Foul Disqualifications

Career: 0

### Minutes

Career: 42, UC Davis, 12/18/13

## MUHAMMAD SAN JOSE STATE STATISTICS

MOHAMMAD DUKU STATE STATISTICS										3-Point			Free Throws			Rebounds			Scoring									
Season	GP	GS	Min.	Avg.	FG	FGA	Pct.	FG	Pct.	FT	FTA	Pct.	Off.	Def.	Tot.	Avg.	PF	FO	Ast.	TO	Blk	Stl	Pts.	Avg.				
2013-14	31	3	873	28.2	121	332	.364	75	190	.395	91	112	.813	20	71	91	2.9	53	0	24	52	1	14	408	13.2			
2014-15	27	22	871	32.3	119	312	.381	59	164	.360	78	98	.796	17	71	88	3.3	48	0	31	38	3	18	375	13.9			
Totals	58	25	1744	30.1	240	644	.373	134	354	.379	169	210	.805	37	142	179	3.1	101	0	55	90	4	32	783	13.5			





# KAMARI MURPHY

R-Junior | Forward | 6-8 | 220

Brooklyn, N.Y. | Oklahoma State | IMG | Lincoln HS

# 21

## Murphy Season / Career Highs

### Points

Season: 11 (2x) last vs. Notre Dame, 2/3/16  
Career: 13 at Virginia Tech, 12/1/12  
ACC: 11, vs. Notre Dame, 2/3/16

### Rebounds

Season: 10 (2x) last vs. Virginia Tech, 2/17/16  
Career: 13 vs. Oklahoma, 2/15/14  
ACC: 10, vs. Virginia Tech, 2/17/16

### Assists

Season: 2, vs. Wake Forest, 1/23/16  
Career: 3 (2x) last vs. Robert Morris, 12/30/13  
ACC: 2, vs. Wake Forest, 1/23/16

### Steals

Season: 1 (9x) last vs. Virginia Tech, 2/17/16  
Career: 3 vs. Texas, 1/8/14  
ACC: 1 (7x) last vs. Virginia Tech, 2/17/16

### Blocked Shots

Season: 3, vs. Charleston, 12/19/15  
Career: 4 (3x) last vs. Texas, 1/8/14  
ACC: 2 (2x) last vs. Duke, 1/25/16

### Field Goals

Season: 5 (2x) last vs. Princeton, 12/29/15  
Career: 6 at Virginia Tech, 12/1/12  
ACC: 4 (2x) last at Georgia Tech, 2/7/16

### Field Goal Attempts

Season: 9, vs. Wake Forest, 1/23/16  
Career: 11 vs. Gonzaga, 3/21/14  
ACC: 9, vs. Wake Forest, 1/23/16

### Free Throws

Season: 5, vs. Notre Dame, 2/3/16  
Career: 5, vs. Notre Dame, 2/3/16  
ACC: 5, vs. Notre Dame, 2/3/16

### Free Throw Attempts

Season: 5, vs. Notre Dame, 2/3/16  
Career: 6 vs. Texas Tech, 1/19/13  
ACC: 5, vs. Notre Dame, 2/3/16

### 3-Point Field Goals

Season: --  
Career: 1 (2x) last vs. Central Ark., 12/16/12  
ACC: --

### 3-Point Field Goal Attempts

Season: 1 (7x) last at North Carolina, 2/20/16  
Career: 1 (11x) last at North Carolina, 2/20/16  
ACC: 1 (4x) last at North Carolina, 2/20/16

### Minutes

Season: 34, vs. Florida, 12/8/15  
Career: 41, at Iowa State, 3/8/14  
ACC: 29 (2x) last vs. Virginia Tech, 2/17/16

- First name pronounced Kuh-mar-EE.
- Explosive athlete with pogo-stick type hops.
- Versatile defender who can guard positions 1-5.
- Excellent rebounder at both ends of the court.
- Great straight-line driver.
- Treats practice like games, competing hard and wanting to win drills.
- Focused on increasing skill level to become a consistent perimeter shooter and gain a proficient inside-outside game.
- Transferred from Oklahoma State in fall of 2014. Sat out 2014-15 season due to NCAA transfer rules.
- Led Cowboys in total rebounds and total blocks as a sophomore.
- Spent post-graduate year at IMG Academy in Bradenton, Fla.
- Graduated from Lincoln High School in Brooklyn, N.Y., same school that produced Stephon Marbury, Sebastian Telfair and Lance Stephenson.
- Also played football for two seasons in high school.

- Favorites: Food: Soul food and baked mac & cheese. Movies: Gone in 60 Seconds. TV Show: Family Feud. Pro athlete: LeBron James. Pro Teams: Patriots, Jets, Rockets. Advice received: Life is not a sprint, it is a marathon. Ice cream flavor: Butter pecan. Midnight snack: Peanut butter sandwich. Class at UM: Sign language.
- Biggest fear: Bugs. Why UM: Coach L. Started playing basketball: Age 10.

**As a Junior at Miami (2014-15):** Sat out due to NCAA transfer rules.

**As a Sophomore at Oklahoma State (2013-14):** Led Cowboys in total rebounds pulling down 199 for the season, as well as blocks with total of 40, despite missing the season opener vs MVSU ... Eighth in blocks per game (1.3 bpg) and 15th in rebounding in Big 12.

**High School:** Ranked No. 10 on HoopScoop.com's list of top fifth-year players in 2012 ... Spent post-graduate year at IMG Academy in Bradenton, Fla., and was starting forward for IMG ... Averaged 20 points, 10 rebounds and three assists for team that finished 28-2 against prep schools and was ranked among the top-five nationally ... Graduated from Lincoln High School in Brooklyn, N.Y. -- same school that produced Stephon Marbury, Sebastian Telfair and Lance Stephenson ... Team captain junior and senior seasons under head coach Dwayne Morton ... Averaged 17 points and more than 10 rebounds per game as senior ... Helped lead Railsplitters to PSAL Class-AA title game as senior and Brooklyn regular-season crown and borough title ... Ranked as No. 6 player in state of New York in 2011 according to HoopScoop ... Listed as one of four "standout players" at Super 16 Showcase in Hartford, Conn., in July of 2011 ... Also played football for two seasons in high school ... Recruited by UConn, Miami, Missouri, Louisville, Virginia Tech, St. Johns, Rutgers, Florida and Florida State.


**Personal:** Born Kamari Michael Murphy on Dec. 14, 1993 ... First name pronounced Kuh-mar-EE ... Son of Michael Murphy and Kemel and Kaheem Draper ... Second oldest of six boys: Jacori, Kusamae, Maalik, Mikwan and Kieron ... Will graduate in May with B.A. in sociology ... Enjoys swimming, playing volleyball and football, and playing video games in his spare time.

## MURPHY CAREER STATISTICS

OSU	GP	GS	Min.	Avg.	FG	FGA	Pct.	3-Point FG	3-Point FGA	3-Point Pct.	Free Throws FT	Free Throws FTA	Free Throws Pct.	Rebounds Off.	Rebounds Def.	Tot.	Avg.	PF	FO	Ast.	TO	Blk	Stl	Scoring Pts.	Avg.
2012-13	33	15	596	18.1	53	115	.461	2	4	.500	18	35	.514	52	78	130	3.9	73	2	21	35	20	8	126	3.8
2013-14	33	21	855	25.9	82	153	.536	0	0	.000	36	63	.571	63	144	207	6.3	113	10	23	38	41	17	200	6.1
Totals	66	36	1451	22.0	135	268	.504	2	4	.500	54	98	.551	115	222	337	5.1	186	12	44	73	61	25	326	4.9

Miami	GP	GS	Min.	Avg.	FG	FGA	Pct.	3-Point FG	3-Point FGA	3-Point Pct.	Free Throws FT	Free Throws FTA	Free Throws Pct.	Rebounds Off.	Rebounds Def.	Tot.	Avg.	PF	FO	Ast.	TO	Blk	Stl	Pts.	Avg.
2015-16	23	20	538	23.4	57	118	.483	0	7	.000	19	33	.576	32	100	132	5.7	46	0	11	21	19	9	133	5.8

MURPHY 2015-16					TOTAL		3-PTS			FREE THROWS			REBOUNDS														
Opponent	Date	GS	Min	FG	FGA	Pct	3FG	FGA	Pct	FT	FTA	Pct	Off	Def	Tot	Avg	PF	FO	A	TO	Blk	Stl	Pts	Avg			
vs Utah	11-20-15		17	1	4	.250	0	0	.000	0	0	.000	1	0	1	1.0	2	0	1	0	0	1	2	2.0			
vs Butler	11-22-15		12	2	3	.667	0	0	.000	1	2	.500	1	3	4	2.5	4	0	0	0	0	0	5	3.5			
NORTHEASTERN	11-27-15		17	1	2	.500	0	0	.000	0	0	.000	1	5	6	3.7	3	0	0	2	1	0	2	3.0			
at Nebraska	12-01-15	*	29	5	6	.833	0	0	.000	0	0	.000	1	4	5	4.0	4	0	0	2	1	0	10	4.8			
CHARLOTTE	12-05-15	*	22	4	8	.500	0	0	.000	3	4	.750	1	6	7	4.6	1	0	1	0	2	1	11	6.0			
FLORIDA	12-08-15	*	34	3	7	.429	0	1	.000	2	4	.500	2	4	6	4.8	4	0	1	1	1	0	8	6.3			
CO. OF CHARLESTON	12-19-15	*	22	2	6	.333	0	1	.000	0	0	.000	0	6	6	5.0	2	0	0	2	3	0	4	6.0			
at La Salle	12-22-15	*	25	3	6	.500	0	0	.000	0	0	.000	2	8	10	5.6	2	0	1	0	1	0	6	6.0			
PRINCETON	12-29-15	*	30	5	7	.714	0	1	.000	0	0	.000	1	4	5	5.6	0	0	1	1	2	0	10	6.4			
SYRACUSE	01-02-16	*	25	4	5	.800	0	0	.000	0	0	.000	2	6	8	5.8	2	0	1	1	2	1	8	6.6			
FLORIDA STATE	01-09-16	*	27	2	6	.333	0	1	.000	1	2	.500	1	5	6	5.8	2	0	1	1	0	0	5	6.5			
at Virginia	01-12-16	*	17	0	2	.000	0	1	.000	0	0	.000	1	2	3	5.6	4	0	0	2	1	1	0	5.9			
at Clemson	01-16-16	*	23	3	7	.429	0	0	.000	1	2	.500	3	3	6	5.6	2	0	1	0	0	0	7	6.0			
at Boston College	01-20-16	*	20	3	4	.750	0	0	.000	0	3	.000	1	5	6	5.6	1	0	0	0	1	1	6	6.0			
WAKE FOREST	01-23-16	*	24	2	9	.222	0	0	.000	0	0	.000	4	3	7	5.7	3	0	2	0	0	1	4	5.9			
DUKE	01-25-16	*	29	2	4	.500	0	0	.000	0	0	.000	1	4	5	5.7	3	0	0	1	2	0	4	5.8			
at NC State	01-30-16	*	24	2	6	.333	0	1	.000	0	0	.000	0	4	4	5.6	1	0	0	1	0	0	4	5.6			
NOTRE DAME	02-03-16	*	17	3	4	.750	0	0	.000	5	5	1.000	1	1	2	5.4	0	0	0	2	0	1	11	5.9			
at Georgia Tech	02-07-16	*	23	4	5	.800	0	0	.000	2	2	1.000	1	2	3	5.3	1	0	0	2	0	0	10	6.2			
Pittsburgh	02-09-16	*	28	1	5	.200	0	0	.000	2	3	.667	2	6	8	5.4	2	0	0	1	0	1	4	6.1			
at Florida State	02-14-16	*	23	2	3	.667	0	0	.000	0	0	.000	2	7	9	5.6	1	0	0	1	1	0	4	6.0			
VIRGINIA TECH	02-17-16	*	29	2	3	.667	0	0	.000	2	4	.500	2	8	10	5.8	2	0	0	1	1	1	6	6.0			
at North Carolina	02-20-16	*	21	1	6	.167	0	1	.000	0	2	.000	1	4	5	5.7	0	0	1	0	0	0	2	5.8			



# JA'QUAN NEWTON

Sophomore | Guard | 6-2 | 180

Philadelphia, Pa. | Neumann-Goretti HS

0

## Newton Season / Career Highs

### Points

Season: 20, vs. Charleston, 12/19/15  
Career: 20, vs. Charleston, 12/19/15  
ACC: 18, vs. Wake Forest, 1/23/16

### Rebounds

Season: 7, vs. Charleston, 12/19/15  
Career: 7, vs. Charleston, 12/19/15  
ACC: 5 (2x) last vs. Duke, 1/25/16

### Assists

Season: 6, vs. Charlotte, 12/5/15  
Career: 6, vs. Charlotte, 12/5/15  
ACC: 5 (2x) last vs. Duke, 1/25/16

### Steals

Season: 4 (2x) last at NC State, 1/30/16  
Career: 4 (2x) last at NC State, 1/30/16  
ACC: 4, at NC State, 1/30/16

### Blocked Shots

Season: 1 (3x) last at Florida State, 2/14/16  
Career: 1 (7x) last at Florida State, 2/14/16  
ACC: 1 (2x) last at Florida State, 2/14/16

### Field Goals

Season: 6 (4x) last vs. Notre Dame, 2/3/16  
Career: 6 (5x) last vs. Notre Dame, 2/3/16  
ACC: 6 (4x) last vs. Notre Dame, 2/3/16

### Field Goal Attempts

Season: 13, at NC State, 1/30/16  
Career: 13, at NC State, 1/30/16  
ACC: 13, at NC State, 1/30/16

### Free Throws

Season: 9, vs. Charlotte, 12/5/15  
Career: 9, vs. Charlotte, 12/5/15  
ACC: 7, vs. Wake Forest, 1/23/16

### Free Throw Attempts

Season: 10 (2x) last vs. Syracuse, 1/2/16  
Career: 10, vs. Syracuse, 1/2/16  
ACC: 10, vs. Syracuse, 1/2/16

### 3-Point Field Goals

Season: 2, vs. Syracuse, 1/2/16  
Career: 2 (2x) last vs. Syracuse, 1/2/16  
ACC: 2, vs. Syracuse, 1/2/16

### 3-Point Field Goal Attempts

Season: 2 (6x) last at NC State, 1/30/16  
Career: 2 (9x) last at NC State, 1/30/16  
ACC: 2 (5x) last at NC State, 1/30/16

### Minutes

Season: 27 (2x) last at Georgia Tech, 2/7/16  
Career: 33, at Pittsburgh, 3/4/15  
ACC: 33, at Pittsburgh, 3/4/15

2014-15			
Opposition	P	R	A
Howard	8	0	0
at Florida	5	1	3
vs Drexel	7	1	3
vs Akron	4	0	1
vs Charlotte	3	3	3
at Charlotte	0	0	0
South Alabama	5	1	0
Illinois	0	2	1
Green Bay	0	0	0
Savannah State	2	0	0
Eastern Kentucky	2	2	3
vs Providence	3	0	1
Charleston	6	0	0
Virginia	0	1	1
at Duke	4	2	3
at Notre Dame	16	2	5
NC State	0	0	1
at Syracuse	3	0	0
Georgia Tech	3	0	0
at Florida State	2	0	1
Louisville	3	1	1
Clemson	1	1	1
at Wake Forest	5	0	2
at Boston College	0	0	0
Virginia Tech	0	0	1
North Carolina	10	1	4
at Pittsburgh	4	3	1
at Virginia Tech	8	4	3
vs Virginia Tech	0	3	0
vs Notre Dame	0	0	0
Alabama	1	1	2
at Richmond	11	5	2
vs Temple	9	4	2
vs Stanford	10	5	2

- First name pronounced Juh-Quan.
- Competitor with a real feel for the game. Fearless and relentless. Passionate and energetic.
- Knack for getting in the lane off the dribble, then makes good decisions in the lane: floater, pass, dribble.
- Improved defensively and can play multiple positions, on and off of the ball.
- Getting stronger daily.
- Tremendous ability to finish 8-feet and in. Working to become a better 3-point shooter.
- Ranked No. 58 in ESPN's Top 100.
- Ranked No. 1 in the state and is the 12th-best PG in the country by ESPN.
- Scored 1,972 career points in high school.
- Leading scorer in both the history of the Catholic School League in Philadelphia and in Neumann-Goretti history. Owns three PIAA state titles.
- Mother passed away March 2014 after three-year battle with breast cancer, one day prior to state championship game in which Newton scored 33 points.
- Played on Cherasore Playground basketball court at 10th and Olney in Philadelphia. Played in the Chosen League.
- Father, Joe Newton, was NABC Division II national player of the year out of the University of Central Oklahoma.

- Favorites: Food: Fried chicken. Movie: Friday. Pro athlete: LeBron James. Subject in school: Math. Ice cream flavor: Vanilla. Cartoon: Tom and Jerry. Player when I was a kid: Allen Iverson.
- Why UM: Style of play and city of Miami. Ideal job after hoops: Coach.

**As a Freshman (2014-15):** Started three games, playing in 34, as a true freshman ... Scored in double digits four times ... Dished at least three assists eight times ... Grabbed 14 rebounds in last three games after just 29 boards the first 31 outings ... In ACC play averaged 3.9 points, 1.6 assists, 1.0 rebounds in 13.5 minutes per game ... In four NIT games, averaged 7.8 points, 3.8 rebounds, 2.0 assists in 22.3 minutes ... Missed game vs. NC Central due to injury ... Against Stanford in NIT championship game, knocked down two of four total 3-pointers for season.

**High School:** Ranked No. 58 in ESPN's Top 100 ... Ranked No. 1 in the state and is the 12th-best PG in the country by ESPN ... Catholic League MVP ... All-Catholic League First Team ... Led team with 21.7 points per game ... Scored 1,972 career points in high school ... Guided the Saints to 22-4 record and sixth-straight Catholic League Championship ... Scored 15 of his 23 points in second half to seal the victory ... Started four-straight years in Catholic League Championship game ... Leading scorer in both the history of the Catholic School League in Philadelphia and in Neumann-Goretti history ... Secured a double-double with 14 points and 10 rebounds in first round of the Pennsylvania Interscholastic Athletic Association playoffs ... Scored 33 points and go-ahead bucket in overtime to win PIAA Class AAA Championship ... Consensus Top 60 player ... Averaged 18.0 points as a junior.

**Personal:** Born Ja'Quan Naasir Newton on August 23, 1995 in Philadelphia ... First name pronounced Juh-Quan ... Son of the late Lisa Brown, and Joe Newton, the NABC Division II national player of the year out of the University of Central Oklahoma ... Brother to Cary Rudd and Miing Newton ... Mother passed away March 2014 after three-year battle with breast cancer, one day prior to state championship game in which Newton scored 33 points ... NBPA Top 100 Camp ... LeBron James Skills Academy ... Played AAU ball for Team Final, the same squad as Miami teammate Davon Reed ... Also recruited by UCLA, Texas A&M and Minnesota ... Undeclared arts and sciences major.

## NEWTON CAREER STATISTICS

Season	GP	GS	Min.	Avg.	FG			3-Point			Free Throws			Off.	Rebounds			PF	FO	Ast.	TO	Blk	Stl	Scoring	
					FG	FGA	Pct.	FG	FGA	Pct.	FT	FTA	Pct.		Def.	Tot.	Avg.							Pts.	Avg.
2014-15	34	3	459	13.5	45	111	.405	4	10	.400	41	64	.641	8	35	43	1.3	34	0	47	39	4	8	135	4.0
2015-16	25	1	562	22.5	91	194	.469	9	25	.360	86	117	.735	13	52	65	2.6	38	0	62	54	3	22	277	11.1
<b>TOTAL</b>	<b>59</b>	<b>4</b>	<b>1021</b>	<b>17.3</b>	<b>136</b>	<b>305</b>	<b>.446</b>	<b>13</b>	<b>35</b>	<b>.371</b>	<b>127</b>	<b>181</b>	<b>.702</b>	<b>21</b>	<b>87</b>	<b>108</b>	<b>1.8</b>	<b>72</b>	<b>0</b>	<b>109</b>	<b>93</b>	<b>7</b>	<b>30</b>	<b>412</b>	<b>7.0</b>

## NEWTON 2015-16

Opponent	Date	GS	Min	FG	FGA	Pct	3FG	FGA	Pct	FT	FTA	Pct	Off	Def	Tot	Avg	PF	FO	A	TO	Blk	Stl	Pts	Avg
UTRGV	11-13-15	23	3	6	.500	0	1	.000	5	7	.714	0	2	2	2.0	0	0	1	3	0	1	11	11.0	
LOUISIANA	11-16-15	15	5	6	.833	0	0	.000	1	2	.500	0	0	0	1.0	1	0	5	2	0	0	11	11.0	
vs Mississippi State	11-19-15	24	5	10	.500	0	2	.000	5	8	.625	0	2	2	1.3	2	0	5	2	0	2	15	12.3	
vs Utah	11-20-15	22	1	8	.125	0	0	.000	3	4	.750	0	1	1	1.3	1	0	1	1	0	1	5	10.5	
vs Butler	11-22-15	23	5	12	.417	0	1	.000	7	8	.875	0	1	1	1.2	1	0	3	1	1	2	17	11.8	
NORTHEASTERN	11-27-15	20	5	7	.714	1	1	1.000	2	3	.667	1	1	2	1.3	4	0	1	2	0	1	13	12.0	
at Nebraska	12-01-15	20	3	6	.500	0	2	.000	4	5	.800	0	2	2	1.4	1	0	2	2	0	0	10	11.7	
CHARLOTTE	12-05-15	* 26	2	5	.400	1	2	.500	9	10	.900	0	4	4	1.8	1	0	6	1	0	0	14	12.0	
FLORIDA	12-08-15	19	0	2	.000	0	0	.000	3	4	.750	0	1	1	1.7	1	0	3	3	0	0	3	11.0	
CO. OF CHARLESTON	12-19-15	23	6	8	.750	1	2	.500	7	9	.778	1	6	7	2.2	1	0	2	3	0	4	20	11.9	
at La Salle	12-22-15	21	5	10	.500	0	0	.000	0	1	.000	0	2	2	2.2	0	0	3	1	0	1	10	11.7	
PRINCETON	12-29-15	22	5	8	.625	0	0	.000	3	3	1.000	1	3	4	2.3	1	0	4	1	1	0	13	11.8	
SYRACUSE	01-02-16	24	3	5	.600	2	2	1.000	6	10	.600	1	3	4	2.5	3	0	2	2	0	2	14	12.0	
FLORIDA STATE	01-09-16	21	6	10	.600	0	1	.000	1	1	1.000	0	1	1	2.4	2	0	4	2	0	1	13	12.1	
at Virginia	01-12-16	19	2	5	.400	0	1	.000	2	3	.667	1	4	5	2.5	0	0	1	2	0	0	6	11.7	
at Clemson	01-16-16	24	2	8	.250	1	1	1.000	3	4	.750	2	2	4	2.6	0	0	1	3	0	0	8	11.4	
at Boston College	01-20-16	21	4	7	.571	0	2	.000	4	4	1.000	0	4	4	2.7	3	0	2	3	0	0	12	11.5	
WAKE FOREST	01-23-16	25	5	10	.500	1	1	1.000	7	9	.778	1	0	1	2.6	3	0	1	2	0	0	18	11.8	
DUKE	01-25-16	23	6	11	.545	0	0	.000	3	4	.750	2	3	5	2.7	1	0	5	2	0	0	15	12.0	
at NC State	01-30-16	27	4	13	.308	1	2	.500	1	2	.500	1	1	2	2.7	4	0	2	2	0	4	10	11.9	
NOTRE DAME	02-03-16	26	6	10	.600	0	1	.000	0	1	.000	0	1	1	2.6	0	0	2	2	0	1	12	11.9	
at Georgia Tech	02-07-16	27	5	11	.455	1	1	1.000	3	3	1.000	1	3	4	2.7	2	0	2	2	0	2	14	12.0	
Pittsburgh	02-09-16	18	1	5	.200	0	1	.000	1	2	.500	0	1	1	2.6	1	0	1	3	0	0	3	11.6	
at Florida State	02-14-16	26	1	3	.333	0	0	.000	5	8	.625	0	4	4	2.7	2	0	2	4	1	0	7	11.4	
VIRGINIA TECH	02-17-16	DNP - medical condition																						
at North Carolina	02-20-16	23	1	8	.125	0	1	.000	1	2	.500	1	0	1	2.6	3	0	1	3	0	0	3	11.1	



# JAMES PALMER

Sophomore | Guard | 6-5 | 202

Washington, D.C. | St. John's College HS

# 12

## Palmer Season / Career Highs

### Points

Season: 14, vs. Mississippi State, 11/19  
Career: 17, at Virginia Tech, 3/7/15  
ACC: 17, at Virginia Tech, 3/7/15

### Rebounds

Season: 6, vs. UTRGV, 11/13/15  
Career: 6, vs. UTRGV, 11/13/15  
ACC: 4, at Virginia Tech, 3/7/15

### Assists

Season: 3 (2x) last at Virginia, 1/12/16  
Career: 3 (5x) last at Virginia, 1/12/16  
ACC: 3 (2x) last at Virginia, 1/12/16

### Steals

Season: 2 (3x) last vs. Pittsburgh, 2/9/16  
Career: 2 (3x) last vs. Pittsburgh, 2/9/16  
ACC: 2 (3x) last vs. Pittsburgh, 2/9/16

### Blocked Shots

Season: 1 (3x) last at North Carolina, 2/20/16  
Career: 1 (12x) last at North Carolina, 2/20/16  
ACC: 1 (4x) last at North Carolina, 2/20/16

### Field Goals

Season: 6, vs. Mississippi State, 11/19  
Career: 5 (2x) last at Virginia Tech, 3/7/15  
ACC: 5, at Virginia Tech, 3/7/15

### Field Goal Attempts

Season: 9 (2x) last vs. Virginia Tech, 2/17/16  
Career: 10, at Virginia Tech, 3/7/15  
ACC: 10, at Virginia Tech, 3/7/15

### Free Throws

Season: 3 (4x) last vs. Pittsburgh, 2/9/16  
Career: 3 (5x) last vs. Pittsburgh, 2/9/16  
ACC: 3 (3x) last vs. Pittsburgh, 2/9/16

### Free Throw Attempts

Season: 4 (3x) last vs. Duke, 1/25/16  
Career: 4 (4x) last vs. Duke, 1/25/16  
ACC: 4 (2x) last vs. Duke, 1/25/16

### 3-Point Field Goals

Season: 2 (4x) last vs. Wake Forest, 1/23/16  
Career: 5, at Virginia Tech, 3/7/15  
ACC: 5, at Virginia Tech, 3/7/15

### 3-Point Field Goal Attempts

Season: 4 (2x) last vs. Duke, 1/25/16  
Career: 5 (3x) last at Virginia Tech, 3/7/15  
ACC: 5 (2x) last at Virginia Tech, 3/7/15

### Minutes

Season: 26, vs. Charlotte, 12/5/15  
Career: 27 (2x) last at Virginia Tech, 3/7/15  
ACC: 27, at Virginia Tech, 3/7/15

2014-15			
Opposition	P	R	A
Howard	6	2	2
at Florida	10	0	0
vs Drexel	6	0	0
vs Akron	8	3	0
vs Charlotte	12	2	1
at Charlotte	3	2	0
South Alabama	6	4	3
Illinois	0	0	0
Green Bay	0	0	2
Savannah State	2	1	0
Eastern Kentucky	0	1	0
vs Providence	0	0	2
Charleston	5	2	3
Virginia	0	0	1
Boston College	0	0	0
at Duke	2	2	0
at Notre Dame	11	1	0
NC State	7	0	0
at Syracuse	2	1	1
Georgia Tech	6	2	0
at Florida State	0	1	0
Louisville	3	1	0
Clemson	2	3	0
at Wake Forest	6	3	1
at Boston College	2	3	0
Virginia Tech	8	3	3
at Louisville	0	0	0
Florida State	0	0	0
North Carolina	0	0	0
at Pittsburgh	0	0	0
at Virginia Tech	17	4	1
vs Virginia Tech	2	3	1
vs Notre Dame	2	2	1
NC Central	0	2	1
Alabama	2	0	2
at Richmond	2	1	0
vs Temple	4	4	0
vs Stanford	6	1	0

- Intelligent with a high basketball IQ after playing at a high level in high school and AAU due to good coaching.
- Good body size and is maturing physically and growing into his long limbs.
- Can play positions 1-4.
- Makes tough left- and right-handed layups.
- Good pull-up jumper and can make 3-pointers.
- Enjoys life and has a good sense of humor.
- In Spain in August 2014, shot team best 68 percent from the floor and hit 57 percent (8-15) from distance en route to 11.5 ppg.
- Ranked No. 1 player in the D.C. region, by ESPN.
- Played AAU ball for Team Takeover.

- Favorites: Food: Shrimp. Movie: Next Friday. TV Show: Martin. Pro athlete: Jamal Crawford. Pro Sports Team: Cowboys.
- Midnight snack: Honey Bun, fruit snacks. Class at UM: Acting. Ice cream: Cookies and cream.
- Best advice received: Stay humble, stay hungry. Why UM: Great coaches, playing style and weather. Started playing basketball: Age 7.

**As a Freshman (2014-15): Season:** Started five of 38 games played ... One of only three Canes to play all 38 games ... Knocked down 5-of-5 from 3-point range at Virginia Tech on his way to season-high 17 points ... Scored in double digits four times ... Hit multiple 3-pointers nine times, including the first five games ... Notched 3-pointer in 11 outings.

**High School:** Ranked No. 1 player in the D.C. region, by ESPN ... Senior year averaged team-high 15.7 points per game ... Played in D.C. State Athletic Association semifinal ... Led Cadets to 27-4 record ... Helped squad to a 20-win season by averaging 12 points, five rebounds and two assists as a junior ... First team all-conference ... Team captain ... Coached by Sean McAloon at St. John's College HS.

**Personal:** Born James Alfred Palmer, Jr., on July 31, 1996 in Washington, D.C. ... Son of Diane McFadden and the late James Palmer, Sr. ... Brother to Tijree and Tijisha ... Played AAU ball for Team Takeover ... Also recruited by Memphis, Wake Forest, Rutgers, Cincinnati and Maryland ... Undeclared arts and sciences major.

## PALMER CAREER STATISTICS

Season	GP	GS	Min.	Avg.	FG	FGA	Pct.	3-Point FG	3-Point FGA	3-Point Pct.	Free Throws FT	Free Throws FTA	Free Throws Pct.	Off.	Def.	Tot.	Avg.	PF	FO	Ast.	TO	Blk	Stl	Pts.	Avg.
2014-15	38	5	504	13.3	52	126	.413	23	63	.365	15	23	.652	14	40	54	1.4	28	0	25	28	9	5	142	3.7
2015-16	26	0	314	12.1	32	90	.356	11	37	.297	20	30	.667	8	23	31	1.2	16	0	20	14	4	13	95	3.7
<b>TOTAL</b>	<b>64</b>	<b>5</b>	<b>818</b>	<b>12.8</b>	<b>84</b>	<b>216</b>	<b>.389</b>	<b>34</b>	<b>100</b>	<b>.340</b>	<b>35</b>	<b>53</b>	<b>.660</b>	<b>22</b>	<b>63</b>	<b>85</b>	<b>1.3</b>	<b>44</b>	<b>0</b>	<b>45</b>	<b>42</b>	<b>13</b>	<b>18</b>	<b>237</b>	<b>3.7</b>

## PALMER 2015-16

Opponent	Date	GS	Min	FG	FGA	Pct	3FG	FGA	Pct	FT	FTA	Pct	Off	Def	Tot	Avg	PF	FO	A	TO	Blk	Stl	Pts	Avg
UTRGV	11-13-15	23	3	7	.429	2	4	.500	3	4	.750	1	5	6	6.0	0	0	3	0	0	0	0	11	11.0
LOUISIANA	11-16-15	11	0	2	.000	0	0	.000	0	0	.000	1	1	2	4.0	1	0	0	0	0	0	0	5.5	
vs Mississippi State	11-19-15	21	6	9	.667	2	3	.667	0	2	.000	0	2	2	3.3	0	0	1	0	0	0	0	14	8.3
vs Utah	11-20-15	15	2	2	1.000	2	2	1.000	0	0	.000	0	1	1	2.8	1	0	2	1	0	0	0	6	7.8
vs Butler	11-22-15	11	1	2	.500	0	1	.000	0	0	.000	0	1	1	2.4	2	0	1	0	0	0	0	2	6.6
NORTHEASTERN	11-27-15	9	1	5	.200	0	1	.000	0	0	.000	0	0	0	2.0	0	0	1	0	0	0	0	2	5.8
at Nebraska	12-01-15	3	0	0	.000	0	0	.000	0	0	.000	0	0	0	1.7	1	0	0	0	0	0	0	0	5.0
CHARLOTTE	12-05-15	26	3	8	.375	0	1	.000	1	1	1.000	0	3	3	1.9	0	0	1	2	1	1	1	7	5.3
FLORIDA	12-08-15	10	0	3	.000	0	1	.000	0	0	.000	1	0	1	1.8	0	0	1	0	0	0	0	0	4.7
CO. OF CHARLESTON	12-19-15	19	2	4	.500	0	2	.000	0	2	.000	0	2	2	1.8	0	0	1	2	0	1	1	4	4.6
at La Salle	12-22-15	22	1	6	.167	1	3	.333	3	4	.750	1	1	2	1.8	3	0	1	2	0	1	1	6	4.7
PRINCETON	12-29-15	9	2	4	.500	1	3	.333	0	0	.000	1	3	4	2.0	1	0	1	1	0	0	0	5	4.8
SYRACUSE	01-02-16	8	1	3	.333	0	1	.000	1	1	1.000	1	1	2	2.0	0	0	1	0	0	0	0	3	4.6
FLORIDA STATE	01-09-16	4	0	1	.000	0	0	.000	0	0	.000	0	1	1	1.9	0	0	0	1	0	1	0	1	4.3
at Virginia	01-12-16	8	0	1	.000	0	0	.000	0	0	.000	0	0	0	1.8	0	0	3	0	0	0	0	0	4.0
at Clemson	01-16-16	0	0	0	.000	0	0	.000	0	0	.000	0	0	0	1.7	0	0	0	0	0	0	0	0	3.8
at Boston College	01-20-16	10	1	3	.333	0	1	.000	1	2	.500	0	0	0	1.6	1	0	1	0	0	2	3	3.7	
WAKE FOREST	01-23-16	10	2	3	.667	2	2	1.000	1	2	.500	0	0	0	1.5	0	0	0	1	0	2	7	3.9	
DUKE	01-25-16	11	1	5	.200	1	4	.250	3	4	.750	0	0	0	1.4	0	0	0	0	1	1	6	4.0	
at NC State	01-30-16	13	1	1	1.000	0	0	.000	2	2	1.000	0	0	0	1.4	0	0	1	0	0	0	4	4.0	
NOTRE DAME	02-03-16	10	0	3	.000	0	2	.000	0	0	.000	0	0	0	1.3	0	0	0	0	1	0	0	0	3.8
at Georgia Tech	02-07-16	6	0	2	.000	0	1	.000	1	2	.500	1	0	1	1.3	0	0	0	0	0	0	0	1	3.7
Pittsburgh	02-09-16	7	1	2	.500	0	1	.000	3	3	1.000	0	0	0	1.2	0	0	0	0	0	2	5	3.7	
at Florida State	02-14-16	7	0	1	.000	0	1	.000	0	0	.000	0	0	0	1.2	1	0	0	0	0	0	0	0	3.6
VIRGINIA TECH	02-17-16	25	3	9	.333	0	1	.000	0	0	.000	1	2	3	1.2	3	0	1	3	0	1	6	3.7	
at North Carolina	02-20-16	16	1	4	.250	0	2	.000	1	1	1.000	0	0	0	1.2	2	0	0	1	1	1	3	3.7	





# DAVON REED

Junior | Guard | 6-6 | 210

Ewing, N.J. | Princeton Day School

5

## Reed Season / Career Highs

### Points

Season: 19 (2x) last vs. Northeastern, 11/28/15  
Career: 19 (6x) last vs. Northeastern, 11/28/15  
ACC: 19 (4x) last vs. Louisiana, 11/16/15

### Rebounds

Season: 9, vs. Princeton, 12/29/15  
Career: 12, at Richmond, 3/24/15  
ACC: 8, vs. Florida State, 2/25/15

### Assists

Season: 4, vs. Northeastern, 11/28/15  
Career: 7, vs. Loyola, 12/30/13  
ACC: 5, vs. Virginia Tech, 2/18/15

### Steals

Season: 3, vs. Florida, 12/8/15  
Career: 5, at Wake Forest, 2/11/15  
ACC: 5, at Wake Forest, 2/11/15

### Blocked Shots

Season: 2 (2x) last vs. Virginia Tech, 2/17/16  
Career: 3, vs. Temple, 3/31/15  
ACC: 2 (2x) last vs. Virginia Tech, 2/17/16

### Field Goals

Season: 7, vs. Northeastern, 11/28/15  
Career: 7 (4x) last vs. Northeastern, 11/28/15  
ACC: 7 (2x) last vs. Pittsburgh, 3/4/15

### Field Goal Attempts

Season: 14, at Florida State, 2/14/16  
Career: 14, at Florida State, 2/14/16  
ACC: 14, at Florida State, 2/14/16

### Free Throws

Season: 9, vs. UTRGV, 11/13/15  
Career: 9, vs. Alabama, 3/21/15  
ACC: 6, vs. Florida State, 2/25/15

### Free Throw Attempts

Season: 9, vs. UTRGV, 11/13/15  
Career: 14, vs. Alabama, 3/21/15  
ACC: 6 (3x) last vs. Virginia Tech, 2/17/16

### 3-Point Field Goals

Season: 4, vs. Louisiana, 11/16/15  
Career: 5 (2x) last vs. Louisville, 2/3/15  
ACC: 5, vs. Louisville, 2/3/15

### 3-Point Field Goal Attempts

Season: 7, at Florida State, 2/14/16  
Career: 8, vs. Arizona State, 12/1/13  
ACC: 8, at Wake Forest, 2/11/15

### Minutes

Season: 36 (2x) last vs. Pittsburgh, 2/9/16  
Career: 45, at Boston College, 2/16/15  
ACC: 45, at Boston College, 2/16/15

## NIT All-Tournament Team, 2015

## All-ACC Academic Men's Basketball Team, 2015

- Focused. Structured. Determined. Competitive. Student of the game. Will do whatever it takes to win.
- A 3 guard who played out of position at the point his freshman season for Miami.
- Can guard multiple positions, has long arms and a fierce tenacity.
- Mostly a catch-and-shoot guy. Working on game off the bounce.
- Improved both his ability to attack the basket and his layup-making skills.
- Good student. Professional approach to life and everything he does. Mature for his age.
- Missed only eight games as a sophomore after quickly rehabbing knee injury that could have sidelined him for season.
- Improved bench 175 to 250 pounds in four months as a freshman.
- Four-star swingman listed as a Top 100 player (No. 97) by Rivals.com and No. 78 in Class of 2013 by ESPN.
- Third-best talent in New Jersey and 18th best nationally at shooting guard, according to ESPN.com.
- Kevin Durant Skills Academy. McDonald's All-American candidate.
- 2,000 point scorer. Averaged 24 points and 10 rebounds as a senior.
- Youth Role Model Award from Join-Effort Princeton for both dedication to his community and excellence in his personal life.

- Favorites: Food: Chicken marsala. Movie: I am Legend. Book: Great Gatsby. Pro athlete: LeBron James. Quote: Dreams don't work unless you do. Subject in school: Science. Class at UM: Marketing & professional selling. Ice cream flavor: Chocolate chip cookie dough. Cereal: Captain Crunch with crunch berries. TV Show: Game of Thrones. Musical Artist: J. Cole. Best advice received: Do what makes you happy. Why UM: ACC basketball, Coach L and sunny south Florida. Started playing basketball: Age 5.

**As a Sophomore (2014-15):** Started 21-straight games after missing the first eight with injury then coming off the bench his first eight outings ... Improved from 2.4 ppg and 2.4 rpg in five non-conference games to 9.2 ppg and 3.6 rpg in ACC play ... Improved shooting from 27.3 FG percent and 16.7 3FG percent in non-conference games to 54.8 FG percent and 52.7 3FG percent in ACC action ... Scored in double digits 12 times ... Hit multiple 3-pointers in 11 games ... Notched 3-pointer in 19 games, including nine-straight outings Jan. 17-Feb. 16 ... In two ACC Tournament games, averaged 8.0 points, 5.0 rebounds, 1.0 assists, 1.0 steals in 33.0 minutes ... In five NIT games averaged 10.8 points, 7.0 rebounds, 3.8 assists, 1.0 blocks in 34.6 minutes.

**As a Freshman (2013-14):** Started 10 of 33 games ... Started four of 18 ACC games ... In ACC play averaged 4.8 points and 1.5 rebounds in 15.9 minutes ... Notched 3-pointer in 13-straight games from 11/11 to 1/4.

**High School:** Four-star swingman listed as a Top 100 player (No. 97) by Rivals.com and No. 78 in the Class of 2013 by ESPN ... Third-best talent in New Jersey and 18th best nationally at the shooting guard position, according to ESPN.com ... Rivals ranked him as 24th among shooting guards ... Kevin Durant Skills Academy ... 2,000 point scorer ... Averaged 24 points and 10 rebounds as a senior ... McDonald's All-American candidate ... Prep B Player of the Year in New Jersey ... All-area player of the year twice ... Averaged 27 points and nine rebounds per game for Princeton Day School junior season ... Coached by Paris McClean ... Youth Role Model Award from Join-Effort Princeton for both dedication to his community and excellence in personal life.

**Personal:** Name is pronounced Day-von ... Born Davon Malcolm Reed on June 11, 1995 ... Son of David and Rose Reed ... Brother to Miles ... Majoring in sports administration ... Played AAU ball with Team Final ... Chose Miami over offers from Wake Forest, Cincinnati, Xavier and Memphis ... Student-Athlete Advisory Committee representative at UM ... Book Buster (3.0 semester GPA) ... Athletic Director's Honor Roll (3.2 semester GPA) ... Dean's List (3.5 semester GPA) ... ACC Honor Roll.

## REED CAREER STATISTICS

Season	GP	GS	Min.	Avg.	FG	FGA	Pct.	3-Point FG	3-Point FGA	Pct.	Free Throws FT	Free Throws FTA	Pct.	Off.	Def.	Tot.	Avg.	PF	FO	Ast.	TO	Blk	Stl	Pts	Scoring Avg.
2013-14	33	10	683	20.7	71	207	.343	40	112	.357	35	53	.660	12	43	55	1.7	55	0	38	44	4	16	217	6.6
2014-15	30	21	824	27.5	77	164	.470	37	81	.457	56	77	.727	25	96	121	4.0	68	1	57	32	13	27	247	8.2
2015-16	26	26	715	27.5	89	205	.434	29	88	.330	66	83	.795	17	91	108	4.2	49	0	35	31	11	19	273	10.5
TOTAL	89	57	2222	25.0	237	576	.411	106	281	.377	157	213	.737	54	230	284	3.2	172	1	130	107	28	62	737	8.3

## REED 2015-16

Opponent	Date	GS	Min	TOTAL FG	TOTAL FGA	Pct	3-PTS 3FG	3-PTS FGA	Pct	FREE THROWS FT	FREE THROWS FTA	Pct	REBOUNDS Off	REBOUNDS Def	Tot	Avg	PF	FO	A	TO	Blk	Stl	Pts	Avg
UTRGV	11-13-15	*	24	4	11	.364	0	4	.000	6	9	.667	1	2	3	3.0	3	0	0	0	0	1	14	14.0
LOUISIANA	11-16-15	*	32	6	8	.750	4	5	.800	3	4	.750	0	4	4	3.5	3	0	1	2	1	1	19	16.5
vs Mississippi State	11-19-15	*	18	1	2	.500	1	1	1.000	5	5	1.000	0	3	3	3.3	4	0	1	2	0	0	8	13.7
vs Utah	11-20-15	*	23	2	6	.333	0	1	.000	2	4	.500	0	4	4	3.5	2	0	1	1	0	1	6	11.8
vs Butler	11-22-15	*	30	1	3	.333	1	1	1.000	4	4	1.000	1	4	5	3.8	3	0	3	2	0	0	7	10.8
NORTHEASTERN	11-27-15	*	34	7	10	.700	2	5	.400	3	3	1.000	1	6	7	4.3	3	0	4	2	1	1	19	12.2
at Nebraska	12-01-15	*	32	1	10	.100	1	6	.167	5	6	.833	1	3	4	4.3	2	0	0	1	0	0	8	11.6
CHARLOTTE	12-05-15	*	17	4	5	.800	0	0	.000	4	4	1.000	0	5	5	4.4	3	0	2	2	0	0	12	11.6
FLORIDA	12-08-15	*	27	2	8	.250	1	4	.250	0	0	.000	0	4	4	4.3	2	0	0	2	2	3	5	10.9
CO. OF CHARLESTON	12-19-15	*	21	2	5	.400	2	4	.500	3	4	.750	0	0	0	3.9	2	0	1	0	0	0	9	10.7
at La Salle	12-22-15	*	21	2	5	.400	0	2	.000	3	4	.750	0	6	6	4.1	2	0	2	0	1	0	7	10.4
PRINCETON	12-29-15	*	30	5	11	.455	0	2	.000	3	5	.600	1	8	9	4.5	0	0	0	2	0	1	13	10.6
SYRACUSE	01-02-16	*	21	1	7	.143	0	4	.000	2	3	.667	1	4	5	4.5	1	0	1	2	0	0	4	10.1
FLORIDA STATE	01-09-16	*	26	3	6	.500	3	5	.600	3	4	.750	0	4	4	4.5	1	0	2	5	0	1	12	10.2
at Virginia	01-12-16	*	30	5	8	.625	1	4	.250	0	0	.000	0	5	5	4.5	1	0	0	1	0	1	11	10.3
at Clemson	01-16-16	*	36	6	12	.500	3	5	.600	2	2	1.000	0	2	2	4.4	1	0	2	3	0	1	17	10.7
at Boston College	01-20-16	*	28	2	5	.400	0	0	.000	3	4	.750	1	3	4	4.4	1	0	1	1	0	1	7	10.5
WAKE FOREST	01-23-16	*	27	1	10	.100	0	4	.000	2	2	1.000	3	2	5	4.4	1	0	1	0	1	1	4	10.1
DUKE	01-25-16	*	27	6	10	.600	2	5	.400	0	0	.000	1	3	4	4.4	3	0	1	0	1	1	14	10.3
at NC State	01-30-16	*	30	3	7	.429	2	3	.667	4	4	1.000	1	3	4	4.4	3	0	1	0	1	0	12	10.4
NOTRE DAME	02-03-16	*	27	4	8	.500	0	1	.000	0	0	.000	0	2	2	4.2	2	0	1	0	0	2	8	10.3
at Georgia Tech	02-07-16	*	30	6	11	.545	1	3	.333	2	4	.500	1	3	4	4.2	1	0	2	0	0	1	15	10.5
Pittsburgh	02-09-16	*	36	4	10	.400	2	6	.333	2	2	1.000	1	3	4	4.2	1	0	3	1	0	1	12	10.6
at Florida State	02-14-16	*	33	6	14	.429	2	7	.286	0	0	.000	2	2	4	4.2	2	0	2	1	1	0	14	10.7
VIRGINIA TECH	02-17-16	*	31	3	6	.500	1	3	.333	5	6	.833	0	5	5	4.2	1	0	2	1	2	1	12	10.8
at North Carolina	02-20-16	*	24	2	7	.286	0	3	.000	0	0	.000	1	1	2	4.2	1	0	1	0	0	0	4	10.5





# ANGEL RODRIGUEZ

Redshirt Senior | Guard | 5-11 | 185

Cupey, P.R. | Kansas State | Dr. Krop HS (Miami, Fla.)

# 13

## Rodriguez Season / Career Highs

### Points

Season: 19, vs. Butler, 11/22/15  
Career: 25 (2x) last vs. Florida State, 2/25/15  
ACC: 25 (2x) last vs. Florida State, 2/25/15

### Rebounds

Season: 5 (2x) last at North Carolina, 2/20/16  
Career: 8, vs. Akron, 11/21/14  
ACC: 5 (2x) last at North Carolina, 2/20/16

### Assists

Season: 11, vs. Duke, 1/25/16  
Career: 11, vs. Duke, 1/25/16  
ACC: 11, vs. Duke, 1/25/16

### Steals

Season: 6, vs. Syracuse, 1/2/16  
Career: 6, vs. Syracuse, 1/2/16  
ACC: 6, vs. Syracuse, 1/2/16

### Blocked Shots

Season: 2, vs. Syracuse, 1/2/16  
Career: 2 (3x) last vs. Syracuse, 1/2/16  
ACC: 2, vs. Syracuse, 1/2/16

### Field Goals

Season: 6 (4x) last vs. Virginia Tech, 2/17/16  
Career: 8 (3x) last vs. Florida State, 2/25/15  
ACC: 8 (2x) last vs. Florida State, 2/25/15

### Field Goal Attempts

Season: 13, at Virginia, 1/12/16  
Career: 22, vs. Virginia, 01/03/15  
ACC: 22, vs. Virginia, 01/03/15

### Free Throws

Season: 8, vs. Louisiana, 11/16/15  
Career: 10, vs. Virginia, 01/03/15  
ACC: 10, vs. Virginia, 01/03/15

### Free Throw Attempts

Season: 11, vs. Louisiana, 11/16/15  
Career: 12 (2x) last vs. Florida State, 2/25/15  
ACC: 12 (2x) last vs. Florida State, 2/25/15

### 3-Point Field Goals

Season: 3 (5x) last at Florida State, 2/14/16  
Career: 5, (3x) last at Florida, 11/17/14  
ACC: 4, at Duke, 1/13/15

### 3-Point Field Goal Attempts

Season: 8, at NC State, 1/30/16  
Career: 10, vs. TCU, 3/5/13  
ACC: 9, at Syracuse, 1/24/15

### Minutes

Season: 39, vs. Virginia Tech, 2/17/16  
Career: 44, vs. Virginia, 01/03/15  
ACC: 44, vs. Virginia, 01/03/15

## Puerto Rico Tip-Off Most Valuable Player, 2015

ACSM AII-ACC Team, H.M., 2015

Bob Cousy Collegiate PG of the Year Award Preseason Watch List, 2015

Oscar Robertson Trophy Preseason Watch List, 2015

ACC Player of the Week - Nov. 24, 2014

Gildan Charleston Classic Most Valuable Player, 2014

NABC District 8 Second Team

All-Big 12 Second Team

Big 12 All-Defensive Team

Phillips 66 All-Championship Team

Big 12 Co-Champions

Phillips 66 Co-Big 12 Player of the Week (Feb. 18)

- Floor general. Vocal & physical leader. High energy. Quick side-to-side.
- Ultra competitive. A bulldog. Very physical. Will use his strength on defense and to go to the rim.
- Wants ball in hands at end of game. Big shot maker.
- Defensive mindset. Takes pride in his D.
- Makes an array of layups, floaters and pull-up jumpers.
- Gets the best out of others. Creates for teammates, scores off dribble.
- Transferred from Kansas State in fall of 2013, sitting out 2013-14 due to NCAA transfer rules.
- As a sophomore at K-State (2012-13): NABC District 8 second team. All-Big 12 Second Team. Big 12 All-Defensive Team. Phillips 66 All-Championship Team. Big 12 Co-Champions.
- Ranked third in Big 12 in assists, fourth in steals and fifth in assist-to-turnover ratio during his sophomore season in 2012-13.
- Born in San Juan, Puerto Rico. First language is Spanish. Left Puerto Rico at age 15 to come to U.S. to play basketball. Transferred to Miami to be closer to home so his mother can watch his games.
- Despite baseball being a pastime in Puerto Rico, never played because action was too slow.

**High School:** No. 4 prospect in state of Florida by FloridaHoops.com... A three-year letterman at Dr. Michael Krop High School in Miami, Fla. ... Averaged 23 points and six assists as a senior ... Named first team All-Class 6A by Florida Association of Basketball Coaches (FABC) ... All-Dade County team by *Miami Herald* ... Had steal and game-winning basket in a 57-55 win over Hialeah-Miami Lakes and future Kansas State teammate Adrian Diaz to capture District 13-6A title ... Posted 32 points against Carol City (2/10/11) in District 13-6A semifinals ... Helped Lightning to a 26-6 record and its first trip to Class 6A state final four as a junior in 2009-10 ... Averaged 20.9 points, seven assists and 3.9 rebounds as a junior... *Miami Herald's* 2009-10 Class 6A Player of the Year ... First team all-state... Second team All-Florida (all classifications) ... First team All-Class 6A by FloridaHoops.com as a junior ... Collected a team-high 23 points and eight rebounds in loss to Orlando Dr. Phillips in state semifinals ... Posted 39 points in Regional Final win over Columbus ... Scored 38 points in a win over Arlington Country Day ... Led team in scoring and assists as a sophomore en route to guiding Lightning to district title ... First team All-Dade County by *Miami Herald* ... Injured knee during summer after senior year of high school ... Coached by Marcos "Shakey" Rodriguez.

**Personal:** Angel Daniel Rodriguez Tricoche was born Dec. 5, 1992, in San Juan, Puerto Rico ... Left Puerto Rico at age 15 to come to U.S. to play basketball ... Mother is Jacqueline Tricoche ... Has two younger brothers, Luis Rivera and Yaniel Rivera... Cousin, Javi Gonzalez, played four seasons (2007-11) at NC State ... Received scholarship offers from Louisville, Florida and N.C. State ... Will graduate in December 2015 with B.S. Ed. in sports administration ... Enjoys singing and watching reality TV.

## RODRIGUEZ CAREER STATISTICS

K-State	GP	GS	Min.	Avg.	FG	FGA	Pct.	FG	FGA	Pct.	FT	FTA	Pct.	Off.	Def.	Tot.	Avg.	PF	FO	Ast.	TO	Blk	Stl	Pts.	Avg.
2011-12	32	7	694	21.7	80	222	.360	32	101	.317	73	106	.689	18	61	79	2.5	89	4	101	85	1	41	265	8.3
2012-13	33	33	930	28.2	115	319	.361	55	160	.344	90	109	.826	18	51	69	2.1	70	1	173	78	0	50	375	11.4
Totals	65	40	1,624	25.0	195	541	.360	87	261	.333	163	215	.758	36	112	148	2.3	159	5	274	163	1	91	640	9.8

Miami	GP	GS	Min.	Avg.	FG	FGA	Pct.	FG	FGA	Pct.	FT	FTA	Pct.	Off.	Def.	Tot.	Avg.	PF	FO	Ast.	TO	Blk	Stl	Pts.	Avg.
2014-15	32	29	906	28.3	110	326	.337	48	158	.304	114	153	.745	14	61	75	2.3	89	6	126	74	9	59	382	11.9
2015-16	26	26	753	29.0	98	233	.421	37	125	.296	66	84	.786	20	43	63	2.4	66	2	114	59	5	39	299	11.5
TOTAL	58	55	1,659	28.6	208	559	.372	85	283	.300	180	237	.759	34	104	138	2.4	155	8	240	133	14	98	681	11.7

## RODRIGUEZ 2015-16

Opponent	Date	GS	Min	FG	FGA	Pct	3FG	FGA	Pct	FT	FTA	Pct	Off	Def	Tot	Avg	PF	FO	A	TO	Blk	Stl	Pts	Avg
UTRGV	11-13-15	*	32	2	10	.200	1	7	.143	0	1	.000	1	1	2	2.0	1	0	7	0	0	2	5	5.0
LOUISIANA	11-16-15	*	31	4	11	.364	2	6	.333	8	11	.727	3	2	5	3.5	3	0	4	2	1	0	18	11.5
vs Mississippi State	11-19-15	*	24	4	6	.667	2	3	.667	1	2	.500	1	2	3	3.3	3	0	5	2	0	0	11	11.3
vs Utah	11-20-15	*	25	3	8	.375	1	3	.333	4	4	1.000	0	2	2	3.0	2	0	4	1	0	3	11	11.3
vs Butler	11-22-15	*	29	6	10	.600	3	6	.500	4	4	1.000	0	1	1	2.6	3	0	3	4	0	3	19	12.8
NORTHEASTERN	11-27-15	*	32	5	11	.455	1	4	.250	1	1	1.000	0	0	0	2.2	4	0	6	3	0	1	12	12.7
at Nebraska	12-01-15	*	36	5	11	.455	2	5	.400	3	4	.750	0	4	4	2.4	1	0	4	4	1	3	15	13.0
CHARLOTTE	12-05-15	*	21	2	6	.333	1	4	.250	3	3	1.000	0	1	1	2.3	0	0	1	2	0	1	8	12.4
FLORIDA	12-08-15	*	29	5	8	.625	3	5	.600	4	4	1.000	0	3	3	2.3	3	0	2	2	0	3	17	12.9
CO. OF CHARLESTON	12-19-15	*	25	3	8	.375	1	4	.250	2	4	.500	0	2	2	2.3	2	0	5	5	0	0	9	12.5
at La Salle	12-22-15	*	19	2	8	.250	0	3	.000	7	8	.875	1	0	1	2.2	2	0	1	1	0	0	11	12.4
PRINCETON	12-29-15	*	28	5	7	.714	2	3	.667	2	2	1.000	0	2	2	2.2	3	0	5	3	0	1	14	12.5
SYRACUSE	01-02-16	*	28	1	9	.111	0	7	.000	1	1	1.000	1	2	3	2.2	4	0	4	5	2	6	3	11.8
FLORIDA STATE	01-09-16	*	31	2	8	.250	0	6	.000	2	3	.667	0	0	0	2.1	5	1	2	2	0	0	6	11.4
at Virginia	01-12-16	*	33	6	13	.462	2	6	.333	3	5	.600	1	0	1	2.0	3	0	3	0	0	1	17	11.7
at Clemson	01-16-16	*	24	1	7	.143	0	3	.000	1	2	.500	1	0	1	1.9	2	0	3	1	0	0	3	11.2
at Boston College	01-20-16	*	34	4	9	.444	0	3	.000	4	5	.800	0	1	1	1.9	3	0	4	3	0	2	12	11.2
WAKE FOREST	01-23-16	*	31	4	9	.444	2	5	.400	4	4	1.000	1	3	4	2.0	2	0	2	4	0	5	14	11.4
DUKE	01-25-16	*	32	4	9	.444	3	7	.429	2	2	1.000	0	5	5	2.2	2	0	11	1	0	1	13	11.5
at NC State	01-30-16	*	27	5	10	.500	3	8	.375	2	2	1.000	1	2	3	2.2	4	0	6	2	0	1	15	11.7
NOTRE DAME	02-03-16	*	30	5	10	.500	0	4	.000	2	3	.667	2	1	3	2.2	2	0	5	1	0	1	12	11.7
at Georgia Tech	02-07-16	*	24	0	6	.000	0	2	.000	0	0	.000	2	1	3	2.3	5	1	6	1	0	0	0	11.1
Pittsburgh	02-09-16	*	35	6	12	.500	2	6	.333	3	4	.750	1	1	2	2.3	0	0	8	1	1	1	17	11.4
at Florida State	02-14-16	*	31	4	9	.444	3	6	.500	0	0	.000	2	2	4	2.3	2	0	6	2	0	1	11	11.4
VIRGINIA TECH	02-17-16	*	39	6	10	.600	2	5	.400	0	0	.000	0	2	2	2.3	2	0	4	5	0	3	14	11.5
at North Carolina	02-20-16	*	23	4	8	.500	1	4	.250	3	5	.600	2	3	5	2.4	3	0	3	2	0	0	12	11.5



# MIKE ROBINSON

Freshman | Guard | 5-10 | 170

New Britain, Conn. | New Britain HS

20

- Manager turned walk on.
- Good athlete who played basketball, football and was on track team in high school.
- Nicknames are Mike Rob and Springs.

• Favorites: Meal: Chicken, candied yams, mashed potatoes. Athlete: Kobe Bryant. Pro Team: Lakers. Midnight snack: Cinnamon Toast Crunch. Ice Cream: Strawberry.  
Move: Love & Basketball. TV Show: Martin. Musical Artist: Styles P. Place on Campus: The BUC.

## High School

Also played wide receiver on the football team and in track participated in the high jump, long jump, triple jump and 4x100 relay team ... Mascot was the Golden Hurricanes ... William F. Burns Memorial Award and Scholarship ... Harry L. Stromquist Memorial Scholarship ... 2014 Connecticut Association of Schools Scholar-Athlete ... Academic all-conference in basketball four seasons ... Two-year varsity basketball captain ... One-year football and track captain.

## Personal

Born May 2, 1996 in New Britain, Conn. ... Son of Eugene and Veronica Robinson ... Brother to Eugene ... Majoring in finance ... Good quickness and a high motor ... Competes hard on both ends, pressures basketball, attacks defense with his dribble.

2015-16			
Opposition	P	R	A
UTRGV	3	1	0
Mississippi State	0	0	0
Utah	6	0	0
Charlotte	0	0	0
Co. of Charleston	0	0	0
La Salle	3	0	0
North Carolina	0	0	0



# CHRIS STOWELL

Sophomore | Forward | 6-6 | 190

Exeter, N.H. | Tilton School (N.H.) | Exeter HS

35

- Last name is pronounced stole.
- Walk on from New Hampshire who played postgraduate year at Tilton School.
- Foote Fellow at UM - a program that is offered to a select number of incoming freshmen who have a record of curricular and co-curricular distinction in high school and exhibit an interest in and capacity for independent and self-motivated learning.
- Good athleticism and is improving his strength.
- Looking to expand his offensive game to shoot 3-pointers.
- Brother, Bill, played basketball at Plymouth State University.
- Speaks English, Spanish, some Italian, a little Russian, and is learning Chinese and Hebrew.

• Favorites: Food: Tacos. Movie: Oceans 11. Book: Mind Gym by Gary Mack. Pro athlete: Alex Rodriguez. Quote: Winners never quit and quitters never win. Actor: Mark Harmon. Class at UM: Chinese 101. Ice cream: Peanut butter. Cuban dish: Dulce de leche and Cuban coffee. Pro Team: New York Yankees. Midnight Snack: Orange creamsicles. TV Show: Game of Thrones.  
• Biggest fear: Clowns. Ideal profession: Entrepreneur. Why UM: Best combination of academics and athletics. Started playing basketball: Age 4.

## As a Freshman (2014-15)

Played in four games as a true freshman ... One assist vs. Howard, in first collegiate game ... One shot attempt, vs. College of Charleston ... Totaled six minutes ... Spring 2015 - President's Honor Roll (4.0 GPA), Provost's Honor Roll (3.75+ GPA), Dean's List (3.5+ GPA), Athletic Director's Honor Roll (3.2+ GPA) and Book Buster (3.0+ GPA) ... Fall 2014 - Provost's Honor Roll (3.75+ GPA), Dean's List (3.5+ GPA), Athletic Director's Honor Roll (3.2+ GPA) and Book Buster (3.0+ GPA).

## Tilton School

During post graduate year in 2013-14, won postseason coaches award ... Coached by Marcus O'Neil ... Honor roll.

## Exeter High School

Helped Blue Hawks to state playoffs in both the 2011-12 and 2012-13 seasons ... Reached quarterfinals senior year ... In 2012-13 assisted team to championship game of the 50th Annual Queen City Invitational by scoring 10 points and going 6-for-6 from line in semi-final game ... Coached by Jeff Holmes at Exeter ... Twice earned scholar-athlete award ... Honor roll.

## Personal

Born Christopher Michael Stowell on Dec. 29, 1994 in Exeter, N.H. ... Last name is pronounced stole ... Son of Bill and Maria ... Brother to Bill, Jr., who played basketball at Plymouth State University ... One of 560 students (out of 10,000 undergrads) to be named a Foote Fellow at UM - a program that is offered to select incoming freshmen who have a record of curricular and co-curricular distinction in high school and exhibit an interest in and capacity for independent and self-motivated learning ... Student-Athlete Advisory Committee representative at UM ... Majoring in entrepreneurship.

2014-15				2015-16			
Opposition	P	R	A	Opposition	P	R	A
Howard	0	0	1	UTRGV	0	0	0
Charleston	0	0	0	Mississippi State	0	0	0
Virginia Tech	0	0	0	Utah	0	0	0
at Virginia Tech	0	0	0	Charlotte	0	1	0
				Co. of Charleston	0	1	0
				La Salle	0	1	0
				North Carolina	0	0	0

33



**IVAN CRUZ UCEDA**  
Sr. | F | 6-10 | 217  
Madrid, Spain  
Harcum College (Pa.)

15



**EBUKA IZUNDU**  
Fr. | C | 6-10 | 210  
Charlotte, N.C. | Nigeria  
Victory Christian

23



**TONYE JEKIRI**  
Sr. | C | 7-0 | 248  
Hialeah, Fla. | Nigeria  
Champagnat Catholic

3



**ANTHONY LAWRENCE, JR.**  
Fr. | G | 6-7 | 210  
St. Petersburg, Fla.  
Lakewood Senior

10



**SHELDON McCLELLAN**  
Gr. | G | 6-5 | 200  
Houston, Texas  
Texas | Bellaire

1




**RASHAD MUHAMMAD**  
Jr. | G | 6-6 | 160  
Las Vegas, Nev.  
San Jose State | Bishop Gorman

21



**KAMARI MURPHY**  
RJr. | F | 6-8 | 220  
Brooklyn, N.Y.  
Oklahoma State | IMG | Lincoln

0



**JA'QUAN NEWTON**  
So. | G | 6-2 | 180  
Philadelphia, Pa.  
Neumann-Goretti

12



**JAMES PALMER**  
So. | G | 6-5 | 202  
Washington, D.C.  
St. John's College HS

5



**DAVON REED**  
Jr. | G | 6-6 | 210  
Ewing, N.J.  
Princeton Day School

20



**MIKE ROBINSON**  
Fr. | G | 5-10 | 170  
New Britain, Conn.  
New Britain

13



**ANGEL RODRIGUEZ**  
RSr. | G | 5-11 | 185  
San Juan, P.R.  
Kansas State | Dr. Krop


35



**CHRIS STOWELL**  
So. | F | 6-6 | 190  
Exeter, N.H.  
Tilton School | Exeter



**JIM LARRAÑAGA**  
Head Coach



**CHRIS CAPUTO**  
Assistant Coach



**JAMAL BRUNT**  
Assistant Coach



**ADAM FISHER**  
Assistant Coach



**JAMES JOHNSON**  
Director of Operations

**2015-16 Miami Men's Basketball**  
**Miami Team Game-by-Game Comparison (as of Feb 20, 2016)**  
**All games**

Opponent	1st	2nd	Score	Mar	Total FG	FG Pct	3-Pointers	3FG Pct	Free Throws	FT Pct	Rebounds	Assist	T/Over	Block	Steal	Fouls
UTRGV	28/20	58/39	86-59	+27	26-62/22-55	.419/.400	10-31/7-19	.323/.368	24-33/8-12	.727/.667	45/34 +11	14/9	8/15	0/1	6/4	16/26
LOUISIANA	43/27	50/50	93-77	+16	31-55/29-63	.564/.460	12-23/5-20	.522/.250	19-27/14-24	.704/.583	31/38 (7)	17/14	10/13	4/3	6/7	20/23
Mississippi State	59/35	46/44	105-79	+26	34-60/30-66	.567/.455	9-17/9-22	.529/.409	28-38/10-15	.737/.667	41/27 +14	20/14	11/13	1/5	7/3	20/29
Utah	46/32	44/34	90-66	+24	31-58/24-48	.534/.500	9-17/8-21	.529/.381	19-25/10-15	.760/.667	34/25 +9	13/11	7/16	1/1	8/1	17/21
Butler	42/29	43/46	85-75	+10	27-52/26-59	.519/.441	9-20/8-18	.450/.444	22-24/15-21	.917/.714	33/30 +3	14/11	11/13	5/1	8/5	21/19
NORTHEASTERN	30/35	47/43	77-78	(1)	32-59/25-54	.542/.463	6-17/12-22	.353/.545	7-9/16-22	.778/.727	30/33 (3)	16/11	11/12	7/1	4/5	21/14
Nebraska	37/36	31/32	77-72	+5	24-58/27-64	.414/.422	6-21/9-18	.286/.500	23-28/9-12	.821/.750	41/34 +7	8/10	14/12	4/4	4/7	16/22
CHARLOTTE	46/21	42/39	88-60	+28	29-54/23-67	.537/.343	7-14/3-18	.500/.167	23-27/11-17	.852/.647	41/32 +9	19/13	12/5	3/1	3/5	17/19
FLORIDA	33/24	33/31	66-55	+11	20-51/22-57	.392/.386	7-17/1-12	.412/.083	19-24/10-16	.792/.625	42/31 +11	9/7	14/10	6/1	7/5	17/23
CO. OF CHARLESTON	41/32	44/31	85-63	+22	29-52/24-61	.558/.393	8-21/4-13	.381/.308	19-28/11-17	.679/.647	37/32 +5	14/12	17/17	3/0	11/13	20/25
La Salle	40/22	55/27	95-49	+46	34-64/17-57	.531/.298	8-20/6-24	.400/.250	19-24/9-19	.792/.474	51/24 +27	17/11	8/8	3/2	3/2	18/20
PRINCETON	27/30	49/34	76-64	+12	30-55/23-59	.545/.390	5-15/6-20	.333/.300	11-14/12-17	.786/.706	37/27 +10	11/5	11/8	7/3	2/8	13/15
SYRACUSE	17/25	47/26	64-51	+13	18-52/18-56	.346/.321	3-25/7-22	.120/.318	25-34/8-14	.735/.571	41/41 -	9/7	12/19	7/1	12/7	14/25
FLORIDA STATE	32/24	40/35	72-59	+13	27-57/23-65	.474/.354	6-24/2-19	.250/.105	12-16/11-16	.750/.688	38/39 (1)	12/11	13/14	1/4	4/5	16/17
Virginia	23/27	35/39	58-66	(8)	21-50/24-47	.420/.511	6-22/2-7	.273/.286	10-17/16-21	.588/.762	27/35 (8)	8/12	9/11	1/3	5/1	17/19
Clemson	34/32	31/44	65-76	(11)	24-55/27-56	.436/.482	7-14/7-16	.500/.438	10-14/15-15	.714/1000	32/30 +2	9/15	13/8	3/3	4/8	12/12
Boston College	29/28	38/25	67-53	+14	24-55/21-56	.436/.375	2-10/3-14	.200/.214	17-28/8-14	.607/.571	43/37 +6	10/12	13/15	4/5	11/5	15/19
WAKE FOREST	35/33	42/30	77-63	+14	23-64/23-59	.359/.390	7-20/6-18	.350/.333	24-28/11-18	.857/.611	47/37 +10	12/13	10/16	4/4	12/6	16/22
DUKE	35/31	45/38	80-69	+11	30-59/25-60	.508/.417	7-20/6-20	.350/.300	13-17/13-17	.765/.765	33/37 (4)	24/8	7/11	7/0	3/3	16/13
NC State	32/37	37/48	69-85	(16)	23-58/27-53	.397/.509	8-26/5-11	.308/.455	15-16/26-31	.938/.839	23/41 (18)	14/13	8/11	3/2	5/3	25/14
NOTRE DAME	45/33	34/37	79-70	+9	31-55/31-67	.564/.463	6-16/4-16	.375/.250	11-14/4-8	.786/.500	30/35 (5)	12/14	8/10	3/5	6/5	13/16
Georgia Tech	33/32	42/36	75-68	+7	28-57/26-52	.491/.500	4-12/7-14	.333/.500	15-21/9-16	.714/.563	30/31 (1)	14/13	6/14	2/3	4/3	15/20
PITTSBURGH	29/33	36/30	65-63	+2	23-51/25-57	.451/.439	6-20/3-13	.300/.231	13-18/10-10	.722/1000	29/35 (6)	12/11	9/9	3/3	6/5	11/16
Florida State	37/26	30/39	67-65	+2	21-55/26-57	.382/.456	9-24/9-20	.375/.450	16-22/4-9	.727/.444	38/30 +8	13/11	13/13	5/6	5/7	17/21
VIRGINIA TECH	21/22	44/27	65-49	+16	24-48/16-54	.500/.296	5-14/6-20	.357/.300	12-15/11-14	.800/.786	32/33 (1)	8/8	13/16	7/2	9/8	16/15
North Carolina	33/42	38/54	71-96	(25)	25-59/39-72	.424/.542	6-19/9-20	.316/.450	15-26/9-13	.577/.692	29/46 (17)	9/21	11/9	5/5	5/5	18/20

Note: Game totals are displayed in the format TEAM/OPPONENT for each category



**2015-16 Miami Men's Basketball**  
**Miami Combined Team Statistics (as of Feb 20, 2016)**  
**Conference games**

<b>RECORD:</b>	<b>OVERALL</b>	<b>HOME</b>	<b>AWAY</b>	<b>NEUTRAL</b>
ALL GAMES	10-4	7-0	3-4	0-0
CONFERENCE	10-4	7-0	3-4	0-0
NON-CONFERENCE	0-0	0-0	0-0	0-0

#	Player	gp-gs	min	avg	Total		3-Point		F-Throw		Rebounds				pf	dq	a	to	blk	stl	pts	avg
					fg-fga	fg%	3fg-fga	3fg%	ft-fa	ft%	off	def	tot	avg								
10	Sheldon McClellan	14-14	455	32.5	68-137	.496	21-59	.356	70-81	.864	7	43	50	3.6	29	0	21	17	6	14	227	16.2
13	Angel Rodriguez	14-14	422	30.1	52-129	.403	18-72	.250	27-36	.750	14	23	37	2.6	39	2	67	30	3	22	149	10.6
05	Davon Reed	14-14	406	29.0	52-121	.430	17-53	.321	25-31	.806	12	42	54	3.9	20	0	20	15	6	11	146	10.4
00	Ja'Quan Newton	13-0	304	23.4	46-106	.434	6-14	.429	37-53	.698	10	27	37	2.8	24	0	26	32	1	10	135	10.4
23	Tonye Jekiri	14-14	432	30.9	47-98	.480	0-1	.000	7-18	.389	42	82	124	8.9	43	0	9	14	14	9	101	7.2
21	Kamari Murphy	14-14	330	23.6	31-69	.449	0-4	.000	13-23	.565	22	60	82	5.9	24	0	6	13	8	7	75	5.4
33	Ivan CruzUceda	12-0	145	12.1	16-43	.372	9-32	.281	4-4	1.000	7	21	28	2.3	17	0	2	7	3	2	45	3.8
03	Anthony Lawrence	13-0	140	10.8	16-31	.516	8-15	.533	8-17	.471	10	7	17	1.3	10	0	7	5	8	4	48	3.7
12	James Palmer	14-0	135	9.6	11-38	.289	3-16	.188	13-17	.765	3	4	7	0.5	7	0	7	6	3	10	38	2.7
20	Mike Robinson	1-0	1	1.0	1-1	1.000	0-0	.000	0-0	.000	0	0	0	0.0	0	0	0	0	0	0	2	2.0
15	Ebuka Izundu	5-0	29	5.8	2-2	1.000	0-0	.000	4-6	.667	2	0	2	0.4	8	0	1	2	2	2	8	1.6
35	Chris Stowell	1-0	1	1.0	0-0	.000	0-0	.000	0-0	.000	0	0	0	0.0	0	0	0	0	1	0	0	0.0
Team											17	17	34					4				
Total.....		14	2800		342-775	.441	82-266	.308	208-286	.727	146	326	472	33.7	221	2	166	145	55	91	974	69.6
Opponents.....		14	2800		351-811	.433	76-230	.330	155-216	.718	171	336	507	36.2	249	3	169	176	46	71	933	66.6

TEAM STATISTICS	UM	OPP	Date	Opponent	Score	Att.
SCORING	974	933	*	01-02-16	SYRACUSE	w 64-51 7041
Points per game	69.6	66.6	*	01-09-16	FLORIDA STATE	w 72-59 7972
Scoring margin	+2.9	-	*	01-12-16	at Virginia	L 58-66 13495
FIELD GOALS-ATT	342-775	351-811	*	01-16-16	at Clemson	L 65-76 12575
Field goal pct	.441	.433	*	01-20-16	at Boston College	w 67-53 3286
3 POINT FG-ATT	82-266	76-230	*	01-23-16	WAKE FOREST	w 77-63 6928
3-point FG pct	.308	.330	*	01-25-16	DUKE	w 80-69 7972
3-pt FG made per game	5.9	5.4	*	01-30-16	at NC State	L 69-85 18103
FREE THROWS-ATT	208-286	155-216	*	02-03-16	NOTRE DAME	w 79-70 6819
Free throw pct	.727	.718	*	02-07-16	at Georgia Tech	w 75-68 5569
F-Throws made per game	14.9	11.1	*	02-09-16	PITTSBURGH	w 65-63 6609
REBOUNDS	472	507	*	02-14-16	at Florida State	w 67-65 9492
Rebounds per game	33.7	36.2	*	02-17-16	VIRGINIA TECH	w 65-49 6614
Rebounding margin	-2.5	-	*	02/20/16	at North Carolina	L 71-96 20151
ASSISTS	166	169				
Assists per game	11.9	12.1				
TURNOVERS	145	176				
Turnovers per game	10.4	12.6				
Turnover margin	+2.2	-				
Assist/turnover ratio	1.1	1.0				
STEALS	91	71				
Steals per game	6.5	5.1				
BLOCKS	55	46				
Blocks per game	3.9	3.3				
ATTENDANCE	49955	82671				
Home games-Avg/Game	7-7136	7-11810				
Neutral site-Avg/Game	-	0-0				

& = Puerto Rico Tip-Off  
 != Big Ten / ACC Challenge  
 \* = Conference game

Score by Periods	1st	2nd	Totals
Miami	435	539	974
Opponents	425	508	933

**2015-16 Miami Men's Basketball**  
**Miami Combined Team Statistics (as of Feb 20, 2016)**  
**All games**

<b>RECORD:</b>	<b>OVERALL</b>	<b>HOME</b>	<b>AWAY</b>	<b>NEUTRAL</b>
ALL GAMES	21-5	13-1	5-4	3-0
CONFERENCE	10-4	7-0	3-4	0-0
NON-CONFERENCE	11-1	6-1	2-0	3-0

#	Player	gp-gs	min	avg	Total		3-Point		F-Throw		Rebounds				pf	dq	a	to	blk	stl	pts	avg
					fg-fga	fg%	3fg-fga	3fg%	ft-fa	ft%	off	def	tot	avg								
10	Sheldon McClellan	26-25	824	31.7	128-246	.520	40-99	.404	116-133	.872	15	69	84	3.2	49	0	44	30	8	27	412	15.8
13	Angel Rodriguez	26-26	753	29.0	98-233	.421	37-125	.296	66-84	.786	20	43	63	2.4	66	2	114	59	5	39	299	11.5
00	Ja'Quan Newton	25-1	562	22.5	91-194	.469	9-25	.360	86-117	.735	13	52	65	2.6	38	0	62	54	3	22	277	11.1
05	Davon Reed	26-26	715	27.5	89-205	.434	29-88	.330	66-83	.795	17	91	108	4.2	49	0	35	31	11	19	273	10.5
23	Tonye Jekiri	26-26	764	29.4	91-171	.532	0-4	.000	29-48	.604	76	169	245	9.4	77	0	22	34	31	11	211	8.1
33	Ivan CruzUceda	24-6	366	15.3	50-100	.500	32-73	.438	8-8	1.000	13	58	71	3.0	47	0	6	17	6	6	140	5.8
21	Kamari Murphy	23-20	538	23.4	57-118	.483	0-7	.000	19-33	.576	32	100	132	5.7	46	0	11	21	19	9	133	5.8
03	Anthony Lawrence	24-0	293	12.2	39-74	.527	16-34	.471	19-32	.594	21	23	44	1.8	29	0	21	8	9	12	113	4.7
12	James Palmer	26-0	314	12.1	32-90	.356	11-37	.297	20-30	.667	8	23	31	1.2	16	0	20	14	4	13	95	3.7
15	Ebuka Izundu	13-0	73	5.6	9-15	.600	0-0	.000	12-19	.632	11	6	17	1.3	16	0	3	4	2	2	30	2.3
20	Mike Robinson	7-0	12	1.7	5-8	.625	4-6	.667	0-0	.000	0	1	1	0.1	3	0	0	0	0	0	14	2.0
35	Chris Stowell	7-0	11	1.6	0-1	.000	0-1	.000	0-0	.000	0	3	3	0.4	1	0	0	1	1	0	0	0.0
Team											36	35	71				6					
Total.....		26	5225		689-1455	.474	178-499	.357	441-587	.751	262	673	935	36.0	437	2	338	279	99	160	1997	76.8
Opponents.....		26	5225		643-1521	.423	154-457	.337	290-423	.686	283	591	874	33.6	505	7	297	318	69	136	1730	66.5

TEAM STATISTICS	UM	OPP	Date	Opponent	Score	Att.
SCORING	1997	1730	11-13-15	UTRGV	w 86-59	6607
Points per game	76.8	66.5	11-16-15	LOUISIANA	w 93-77	5965
Scoring margin	+10.3	-	& 11-19-15	vs Mississippi State	w 105-79	1947
FIELD GOALS-ATT	689-1455	643-1521	& 11-20-15	vs Utah	w 90-66	2001
Field goal pct	.474	.423	& 11-22-15	vs Butler	w 85-75	5309
3 POINT FG-ATT	178-499	154-457	11-27-15	NORTHEASTERN	L 77-78	6635
3-point FG pct	.357	.337	! 12-01-15	at Nebraska	Wot 77-72	15646
3-pt FG made per game	6.8	5.9	12-05-15	CHARLOTTE	w 88-60	6735
FREE THROWS-ATT	441-587	290-423	12-08-15	FLORIDA	w 66-55	7972
Free throw pct	.751	.686	12-19-15	CO. OF CHARLESTON	w 85-63	6956
F-Throws made per game	17.0	11.2	12-22-15	at La Salle	w 95-49	3582
REBOUNDS	935	874	12-29-15	PRINCETON	w 76-64	6927
Rebounds per game	36.0	33.6	* 01-02-16	SYRACUSE	w 64-51	7041
Rebounding margin	+2.3	-	* 01-09-16	FLORIDA STATE	w 72-59	7972
ASSISTS	338	297	* 01-12-16	at Virginia	L 58-66	13495
Assists per game	13.0	11.4	* 01-16-16	at Clemson	L 65-76	12575
TURNOVERS	279	318	* 01-20-16	at Boston College	w 67-53	3286
Turnovers per game	10.7	12.2	* 01-23-16	WAKE FOREST	w 77-63	6928
Turnover margin	+1.5	-	* 01-25-16	DUKE	w 80-69	7972
Assist/turnover ratio	1.2	0.9	* 01-30-16	at NC State	L 69-85	18103
STEALS	160	136	* 02-03-16	NOTRE DAME	w 79-70	6819
Steals per game	6.2	5.2	* 02-07-16	at Georgia Tech	w 75-68	5569
BLOCKS	99	69	* 02-09-16	PITTSBURGH	w 65-63	6609
Blocks per game	3.8	2.7	* 02-14-16	at Florida State	w 67-65	9492
ATTENDANCE	97752	111156	* 02-17-16	VIRGINIA TECH	w 65-49	6614
Home games-Avg/Game	14-6982	9-11322	* 02/20/16	at North Carolina	L 71-96	20151
Neutral site-Avg/Game	-	3-3086				

& = Puerto Rico Tip-Off  
 != Big Ten / ACC Challenge  
 \* = Conference game

Score by Periods	1st	2nd	OT	Totals
Miami	907	1081	9	1997
Opponents	768	958	4	1730