



2017 MIAMI BASEBALL GAME NOTES

Contact: Camron Ghorbi • Miami Athletic Communications • 5821 San Amaro Drive • Coral Gables, FL 33146

HurricaneSports.com • Facebook • Twitter • Instagram: @CanesBaseball

Home to Four National Championships (1982, 1985, 1999, 2001) and 44 Consecutive NCAA Postseason Appearances

SERIES INFORMATION

Dates: Friday, Feb. 24, 2017 - Sunday, Feb. 26, 2017
Game Times: 6:30 p.m. | 6:30 p.m. | 1 p.m.
Site: Gainesville, Fla. / Alfred McKethan Stadium (5,500)

TV: SEC Network + (all three games)
• Talent: Larry Vettel (pxp), Nick Belmonte (color)

Student Radio: WVUM 90.5 FM | WVUM.org (all games)

Twitter Updates: @CanesBaseball / @MiamiHurricanes

Live Stats: FloridaGators.com

Postgame Recap: HurricaneSports.com

Series History: Miami leads, 128-116-1

Coral Gables: Miami leads, 80-44

Gainesville: Florida leads, 70-47-1

Neutral Site: Florida leads, 2-1

First Meeting: April 9, 1940 - Florida won, 18-13

Last Meeting: Feb. 28, 2016 - Florida won, 7-3

Streak: Florida, one win

#17 MIAMI

2-1, 0-0 ACC

2016: 50-14, 21-7 ACC (first place, Coastal)
Last Game: Feb. 19, 2017 (Coral Gables, Fla.)
6-17 loss, Rutgers

Head Coach: Jim Morris (Elon, 1973)
DI Career: 1,537-664-4 (36th season)
at UM: 1,033-420-3 (24th season)
vs Florida: 41-50-0

Friday: JR RHP Jesse Lepore (1-0, 0.00 ERA)
Saturday: JR LHP Jeb Bargfeldt (1-0, 1.59 ERA)
Sunday: JR LHP Michael Mediavilla (0-1, 8.10 ERA)

#2 FLORIDA

3-1, 0-0 SEC

2016: 52-16, 19-10 SEC (second place, Eastern)
Last Game: Feb. 21, 2017 (Jacksonville, Fla.)
2-3 loss, Jacksonville

Head Coach: Kevin O'Sullivan (Virginia, 1991)
Career: 399-190 (10th season)
at Florida: 399-190 (10th season)

Twitter: @GatorsBB

Friday: JR RHP Alex Faedo (0-0, 7.71 ERA)
Saturday: SO RHP Brady Singer (1-0, 1.80 ERA)
Sunday: SO RHP Jackson Kowar (1-0, 1.59 ERA)



GAMES 4-6

GAINESVILLE, FLA. (Alfred McKethan Stadium)



#17 MIAMI HURRICANES (2-1, 0-0 ACC)

Head Coach: Jim Morris (Elon, 1973)

Career Division I Record: 1,537-664-4 (36th season) | Record at Miami: 1,033-420-3 (24th season)



at

#2 FLORIDA GATORS (3-1, 0-0 SEC)

Head Coach: Kevin O'Sullivan (Virginia, 1991)

Career Division I Record: 399-190 (10th season) | Record at Florida: 399-190 (10th season)

RIVALRY WEEKEND STORYLINES & NEWS

- No. 17 Miami will make the trip to Gainesville, Fla., for its annual rivalry series with the Florida Gators from Feb. 24-26.
- The Canes opened 2017 with a series win over Rutgers from Feb. 17-19; its Feb. 22 game at FIU was postponed to rain.
- Miami is ranked in the top 25 of four major college baseball polls; UM checks in at No. 8 in *Collegiate Baseball Newspaper*, No. 17 in the USA TODAY Coaches Poll, No. 17 in NCBWA's rankings and is rated No. 21 by D1Baseball.com.
- The Hurricanes made their 25th trip to the College World Series in 2016, finishing with a 50-14 record and a 21-9 mark in ACC play. Miami was the No. 3 national seed for the postseason, and won the ACC Regular Season Championship.
- Head coach Jim Morris has the fifth-most wins in Division I history (1,537), the third-most wins among active coaches, a .698 winning percentage (sixth among active coaches), and 197 more wins than the next active coach (Mike Fox, UNC).
- Miami leads the all-time series with the Gators by a 128-116-1 margin; Florida won the 2016 series by taking two of three.
- Miami is the only school in the state to have won a national championship and has not missed the postseason since 1973.
- The Hurricanes had four different players earn Preseason All-America recognition; Michael Mediavilla, Jesse Lepore and Johnny Ruiz were recognized by *Collegiate Baseball Newspaper* while Carl Chester was honored by Baseball America.
- The Canes had seven players selected in the 2016 MLB Draft, including Chicago White Sox' first-round pick Zack Collins.


PROJECTED STARTERS



Game 1: RHP Jesse Lepore
1-0, 0.00 ERA



Game 2: LHP Jeb Bargfeldt
1-0, 1.59 ERA



Game 3: LHP Michael Mediavilla
0-1, 8.10 ERA

POTENTIAL STARTING LINEUP

| Pos. | # | Player | AVG | AB | R | H | 2B | 3B | HR | RBI | SB-SBA |
|------|----|--------------------|------|----|---|---|----|----|----|-----|--------|
| C | 24 | Michael Amditis | .429 | 7 | 1 | 3 | 1 | 0 | 0 | 3 | 0-0 |
| 1B | 17 | Christopher Barr | .000 | 4 | 2 | 0 | 0 | 0 | 0 | 0 | 0-0 |
| 2B | 10 | Romy Gonzalez | .364 | 11 | 3 | 4 | 3 | 0 | 1 | 4 | 2-2 |
| SS | 7 | Brandon Gali | .300 | 10 | 2 | 3 | 1 | 0 | 0 | 1 | 1-1 |
| 3B | 16 | Edgar Michelangeli | .100 | 10 | 4 | 1 | 0 | 0 | 0 | 0 | 0-0 |
| LF | 21 | Hunter Tackett | .200 | 5 | 1 | 1 | 0 | 0 | 0 | 0 | 1-1 |
| CF | 9 | Carl Chester | .182 | 11 | 2 | 2 | 0 | 0 | 0 | 2 | 0-0 |
| RF | 44 | Michael Burns | .250 | 12 | 0 | 3 | 1 | 0 | 0 | 3 | 1-1 |
| DH | 4 | Johnny Ruiz | .100 | 10 | 2 | 1 | 0 | 0 | 0 | 1 | 0-1 |

2017 SCHEDULE (2-1, 0-0 ACC)

| DATE | DAY | OPPONENT | TIME / RESULT |
|-----------------|------------------|-------------------------|-------------------|
| Feb. 13 | Saturday | FanFest & Alumni Game** | W, 9-2 |
| Feb. 17 | Friday | RUTGERS | W, 3-0 |
| Feb. 18 | Saturday | RUTGERS | W, 8-4 |
| Feb. 19 | Sunday | RUTGERS% | L, 6-17 |
| Feb. 22 | Wednesday | at FIU | <i>postponed</i> |
| Feb. 24 | Friday | at Florida | 6:30 p.m. |
| Feb. 25 | Saturday | at Florida | 6:30 p.m. |
| Feb. 26 | Sunday | at Florida | 1:00 p.m. |
| March 1 | Wednesday | at FAU | 6:30 p.m. |
| March 3 | Friday | DARTMOUTH | 7:00 p.m. |
| March 4 | Saturday | DARTMOUTH | 7:00 p.m. |
| March 5 | Sunday | DARTMOUTH% | 12:00 p.m. |
| March 7 | Tuesday | FIU | 6:00 p.m. |
| March 8 | Wednesday | at FIU | 7:00 p.m. |
| March 10 | Friday | GEORGIA TECH* | 7:00 p.m. |
| March 11 | Saturday | GEORGIA TECH* | 7:00 p.m. |
| March 12 | Sunday | GEORGIA TECH*% | 7:00 p.m. |
| March 14 | Tuesday | MAINE | 6:00 p.m. |
| March 15 | Wednesday | MAINE | 6:00 p.m. |
| March 17 | Friday | at NC State* | 6:30 p.m. |
| March 18 | Saturday | at NC State* | 6:30 p.m. |
| March 19 | Sunday | at NC State* | 1:00 p.m. |
| March 22 | Wednesday | FAU | 6:00 p.m. |
| March 24 | Friday | at North Carolina* | 6:30 p.m. |
| March 25 | Saturday | at North Carolina* | 4:00 p.m. |
| March 26 | Sunday | at North Carolina* | 12:00 p.m. |
| March 29 | Wednesday | at FGCU | 6:30 p.m. |
| March 31 | Friday | WAKE FOREST* | 7:00 p.m. |
| April 1 | Saturday | WAKE FOREST*% | 7:00 p.m. |
| April 2 | Sunday | WAKE FOREST*% | 1:00 p.m. |
| April 5 | Wednesday | ST. THOMAS (FL) | 6:00 p.m. |
| April 8 | Saturday | DUKE* | 7:00 p.m. |
| April 9 | Sunday | DUKE*% | 2:00 p.m. |
| April 10 | Monday | DUKE* | 7:00 p.m. |
| April 12 | Wednesday | FGCU | 6:00 p.m. |
| April 14 | Friday | at Pittsburgh* | 6:00 p.m. |
| April 15 | Saturday | at Pittsburgh* | 3:00 p.m. |
| April 16 | Sunday | at Pittsburgh* | 1:00 p.m. |
| April 19 | Wednesday | FAU | 6:00 p.m. |
| April 21 | Friday | FLORIDA STATE*% | 7:00 p.m. |
| April 22 | Saturday | FLORIDA STATE*% | 7:00 p.m. |
| April 23 | Sunday | FLORIDA STATE*% | 1:00 p.m. |
| April 26 | Wednesday | FIU | 6:00 p.m. |
| April 28 | Friday | at Boston College* | 2:30 p.m. |
| April 29 | Saturday | at Boston College* | 1:30 p.m. |
| April 30 | Sunday | at Boston College* | 1:00 p.m. |
| May 5 | Friday | BETHUNE-COOKMAN% | 7:00 p.m. |
| May 6 | Saturday | BETHUNE-COOKMAN% | 7:00 p.m. |
| May 7 | Sunday | BETHUNE-COOKMAN% | 1:00 p.m. |
| May 10 | Wednesday | UCF | 7:00 p.m. |
| May 12 | Friday | at Virginia* | 6:00 p.m. |
| May 13 | Saturday | at Virginia* | 4:00 p.m. |
| May 14 | Sunday | at Virginia* | 1:00 p.m. |
| May 16 | Tuesday | FGCU | 7:00 p.m. |
| May 18 | Thursday | VIRGINIA TECH*% | 7:00 p.m. |
| May 19 | Friday | VIRGINIA TECH*% | 7:00 p.m. |
| May 20 | Saturday | VIRGINIA TECH*% | 1:00 p.m. |

May 23-28 Tues.-Sun. 2017 ACC Championship (Louisville, Ky.)

Home games in CAPS, played at Mark Light Field in Coral Gables, Fla.

* indicates Atlantic Coast Conference game

% indicates game will be carried on 560 WQAM | all games carried on WVUM 90.5 FM

UNIVERSITY INFORMATION

| | |
|----------------------------|---|
| Location | Coral Gables, Fla. |
| Enrollment | 15,629 |
| Founded | 1925 |
| Nickname | Hurricanes |
| Colors | Orange (PMS 1665), Green (PMS 3435) and White |
| President | Dr. Julio Frenk |
| Athletics Director | Blake James |
| Conference | Atlantic Coast Conference |
| Stadium / Capacity | Alex Rodriguez Park at Mark Light Field / 4,999 |
| Ticket Office Phone | 305-284-2263 |

BASEBALL COACHING / SUPPORT STAFF

| | |
|---|-------------------------|
| Head Coach | Jim Morris |
| Record at Miami / Seasons | 1,033-420-3 (.710) / 23 |
| Career Division I Record / Seasons | 1,537-664-4 (.697) / 35 |
| Career Coaching Record / Seasons | 1,668-703-4 (.702) / 39 |

| | |
|---|--|
| Associate Head Coach / Recruiting Coord. / Hitting | Gino DiMare (Miami, 1998) |
| Assistant Coach / Pitching | J.D. Arteaga (Miami, 2002) |
| Assistant Coach / Catchers | Norberto Lopez (Nova Southeastern, 1999) |

| | |
|--|--------------------------------------|
| Strength & Conditioning Coach | Brian Gabriel (Incarnate Word, 1996) |
| Athletic Trainer | H.R. Powell (Montclair State, 2013) |

| | |
|--|------------------------------------|
| Director of Baseball Operations / Camps | Robert "G.M." McDaniel (FIU, 2003) |
|--|------------------------------------|

PROGRAM HISTORY

| | |
|--|------------------------------------|
| First Year of Baseball | 1940 |
| All-Time Program Record | 2,507-1,005-18 (.710) |
| College World Series Appearances / Last | 25 / 2016 |
| College World Series Record | 48-42 (.533) |
| NCAA Regional Appearances / Last | 45 / 2016 |
| NCAA Regional Record | 125-44 (.740) |
| NCAA Super Regional Appearances / Last | 12 / 2016 |
| NCAA Super Regional Record | 18-11 (.621) |
| Last Postseason Opponent | UC Santa Barbara / 2016 |
| | College World Series (Omaha, Neb.) |
| Result | Lost, 3-5 |

POSTSEASON HISTORY

National Championships: 4 (1982, 1985, 1999, 2001)

College World Series Appearances: 25 (1974, 1978, 1979, 1980, 1981, 1982, 1984, 1985, 1986, 1988, 1989, 1992, 1994, 1995, 1996, 1997, 1998, 1999, 2001, 2003, 2004, 2006, 2008, 2015, 2016)

Super Regional Appearances: 12 (1999, 2000, 2001, 2002, 2003, 2004, 2005, 2006, 2008, 2010, 2015, 2016)

Super Regional Titles: 8 (1999, 2001, 2003, 2004, 2006, 2008, 2015, 2016)

NCAA Regional Appearances: 45 (1971, 1973, 1974, 1975, 1976, 1977, 1978, 1979, 1980, 1981, 1982, 1983, 1984, 1985, 1986, 1987, 1988, 1989, 1990, 1991, 1992, 1993, 1994, 1995, 1996, 1997, 1998, 1999, 2000, 2001, 2002, 2003, 2004, 2005, 2006, 2007, 2008, 2009, 2010, 2011, 2012, 2013, 2014, 2015, 2016)

NCAA Regional Titles: 29 (1974, 1978, 1979, 1980, 1981, 1982, 1984, 1985, 1986, 1988, 1989, 1992, 1994, 1995, 1996, 1997, 1998, 1999, 2001, 2002, 2003, 2004, 2005, 2006, 2008, 2010, 2015, 2016)

 **BASEBALL****2017 UNIVERSITY OF MIAMI BASEBALL ROSTER**

| No. | Name | B/T | POS. | HT. | WT. | Year | Hometown / High School / Previous School |
|-----|--------------------|-----|-----------|------|-----|------|--|
| 0 | Gregory Veliz | L/R | RHP / INF | 6-2 | 205 | Fr. | Key West, Fla. (North Broward Prep) |
| 2 | Randy Batista | S/R | INF | 5-11 | 195 | Sr. | Kissimmee, Fla. (Indian River) (Gateway) |
| 4 | Johnny Ruiz | L/R | INF | 5-11 | 195 | Sr. | Coral Gables, Fla. (Westminster Christian) |
| 7 | Brandon Gali | R/R | INF | 5-11 | 170 | Jr. | Louisville, Ky. (Polk State) (Eastern) |
| 9 | Carl Chester | R/R | OF | 6-0 | 205 | Jr. | Longwood, Fla. (Lake Brantley) |
| 10 | Romy Gonzalez | R/R | 3B | 6-2 | 200 | So. | Miami, Fla. (American Senior) |
| 14 | Mason Studstill | R/R | RHP | 6-2 | 205 | Fr. | Titusville, Fla. (Rockledge Senior) |
| 16 | Edgar Michelangeli | R/R | INF | 6-1 | 210 | RSr. | Miami, Fla. (Florida Christian) |
| 17 | Christopher Barr | L/L | 1B | 6-1 | 200 | RSr. | Royal Palm Beach, Fla. (Royal Palm Beach) |
| 18 | Michael Mediavilla | R/L | LHP | 6-5 | 225 | Jr. | Hialeah, Fla. (Mater Academy) |
| 19 | Jeb Bargfeldt | L/L | LHP | 6-0 | 175 | Jr. | Owasso, Okla. (Cisco College) (Wichita St.) (Owasso) |
| 21 | Hunter Tackett | R/R | OF | 6-3 | 186 | Jr. | Knoxville, Tenn. (NW Fla. St.) (Auburn) (Anderson County) |
| 22 | Albert Maury, Jr. | R/R | RHP | 6-2 | 205 | Fr. | Miami, Fla. (Belen Jesuit) |
| 24 | Michael Amditis | R/R | C | 5-11 | 190 | Fr. | Boca Raton, Fla. (Boca Raton Community) |
| 27 | Daniel Epstein | L/L | LHP | 6-0 | 175 | RSo. | Weston, Fla. (University School) |
| 28 | Alex Sanchez | R/R | C | 5-9 | 198 | RSo. | Harlem, N.Y. (Galveston) (MCSM) |
| 30 | Michael Perez | R/R | RHP | 6-1 | 210 | RJr. | Miami, Fla. (Miami Dade College) (FIU) (Killian) |
| 31 | Barry Buchowski | R/R | OF | 6-3 | 230 | Sr. | Moorestown, N.J. (Indian River) (St. Augustine Prep) |
| 32 | Evan McKendry | R/R | RHP | 6-3 | 210 | Fr. | Pembroke Pines, Fla. (North Broward Prep) |
| 34 | Daniel Rivero | R/R | RHP | 6-3 | 200 | Fr. | Davie, Fla. (Pembroke Pines Charter) |
| 35 | Andrew Cabezas | R/R | RHP | 6-0 | 180 | So. | Miami Gardens, Fla. (Coral Gables Senior) |
| 37 | Keven Pimentel | R/R | RHP | 6-3 | 225 | So. | Huntington Station, N.Y. (Montverde Academy) |
| 39 | Cooper Hammond | R/R | RHP | 6-3 | 205 | RJr. | Venice, Fla. (Venice Senior) |
| 40 | Joe Gomez | S/R | C | 6-0 | 190 | Sr. | Wellington, Fla. (Indian River) (King Academy) |
| 43 | Nico Baldor | L/R | OF | 6-1 | 190 | Fr. | Tampa, Fla. (Jesuit) |
| 44 | Michael Burns | R/R | OF | 5-9 | 180 | RJr. | Littleton, Colo. (Cisco College) (Wichita St.) (Columbine) |
| 45 | Ryan Guerra | R/R | RHP | 6-1 | 220 | Sr. | Miami, Fla. (Broward) (Christopher Columbus) |
| 47 | Enrique Sosa | R/R | RHP | 5-10 | 180 | RSr. | Panama City, Panama (Academia Interamericana) |
| 51 | James Davison | L/R | OF | 5-7 | 150 | Jr. | Dolton, Ill. (Howard College) (Morgan Park) |
| 52 | Frankie Bartow | R/R | RHP | 6-3 | 200 | So. | Miami, Fla. (TERRA) |
| 53 | Anthony Masiello | L/L | LHP | 6-2 | 180 | Fr. | Parkland, Fla. (North Broward Prep) |
| 55 | Jesse Lepore | R/R | RHP | 6-4 | 220 | Jr. | Beverly Hills, Fla. (Trinity Catholic) |

Head Coach: Jim Morris, Elon (1973), 24th season

Assistant Coaches: Gino DiMare, Miami (1998), 18th season

J.D. Arteaga, Miami (2002), 15th season

Norberto Lopez, Nova Southeastern (1999), second season

Student Coach: Blake Tekotte, Miami

Strength & Conditioning Coach: Brian Gabriel, Incarnate Word (1996), fourth season

Director of Baseball Operations & Camps: Robert McDaniel, FIU (2003), 15th season

Athletic Trainer: H.R. Powell, Montclair State (2013), second season

Communications: Camron Ghorbi, Miami (2011), sixth season

PRONUNCIATION GUIDE

| | |
|---------------------------|--------------------|
| Michael Amditis | am-DEE-tiss |
| J.D. Arteaga | are-tee-AH-gah |
| Jeb Bargfeldt | barg-feld |
| Barry Buchowski | buh-KOW-skee |
| Frankie Bartow | bar-TOE |
| Andrew Cabezas | kuh-BAY-suss |
| Gino DiMare | duh-MAWR-ee |
| Brandon Gali | GAL-ee |
| Jesse Lepore | leh-POR-ee |
| Anthony Masiello | mawh-see-EHL-oh |
| Michael Mediavilla | med-EE-uh-VEE-uh |
| Edgar Michelangeli | my-cuh-LANJ-uh-lee |
| Keven Pimentel | PIM-in-tell |
| Gregory Veliz | vuh-LEEZ |

3 JIM MORRIS HEAD COACH

THE HURRICANES SKIPPER

- 1999 & 2001 National Coach of the Year (*Collegiate Baseball*)
- 1999 & 2001 National Coach of the year (*ABCA*)
- 1994 Coach of the Year (*Baseball America*)
- 2008 ACC Coach of the Year

It doesn't matter if his roster is full of rookies or veterans, University of Miami head coach Jim Morris continues to produce some of college baseball's most consistent and dominant teams entering his 24th season in Coral Gables. With a talented staff around him, Morris' Hurricanes are continually the class of collegiate baseball, having won national titles in 1999 and 2001 and the ACC Baseball Regular Season Championship in 2008, 2014 and 2016.

In his 23-season tenure at Miami, no program has qualified for the College World Series as much as Morris and his Hurricanes. Miami, which has qualified for the NCAA Tournament a college baseball-record 44 consecutive years, has made it to Omaha in 13 of Morris' 23 seasons in Coral Gables - including most recently in 2016, when Miami was awarded the No. 3 national seed for the NCAA postseason.

Morris set an NCAA record for guiding a program to the CWS in each of his first six years at UM. In addition, Morris has won 17 of 23 NCAA Regional appearances at UM, including a record 13 straight to start his tenure in Coral Gables. His teams have qualified for NCAA Regionals for the last 32 years - all 23 at Miami and his final nine at Georgia Tech.

A three-time national coach of the year and 2008 Atlantic Coast Conference Coach of the Year, Morris has directed the Hurricanes to a 1,033-420-3 (.710) mark since arriving in 1994. Including his 12 seasons at Georgia Tech (1982-93), Morris has forged a 1,537-664-4 (.697) Division I record in 35 years as a head coach. Overall, Morris has been the head coach at the collegiate level for 39 seasons, spending the first four at DeKalb (Ga.) C.C. from 1976-79, and has recorded a 1,668-705-4 (.702) mark.

In addition to carrying on Miami's great baseball reputation in the last 23 years, Morris personally led the charge in the construction of Alex Rodriguez Park, and logged hundreds of hours raising funds for the stadium's renovation prior to its reopening in 2009.

Morris reached two coaching milestones in 2016, as he led the program to its 25th College World Series appearance in history, its third straight ACC Coastal Division title and the program's second ACC Regular Season Championship in a three-year span.

Morris became just the sixth coach in the history of Division I baseball to reach the 1,500-win plateau when Miami topped Louisville 8-4 in dramatic fashion on March 18, 2016. Eight days later, Miami topped Clemson 5-4 in 11 innings - also in walk-off fashion - to send Morris to his 1,000th win at the helm of the Hurricanes.

Under his direction, the Hurricanes set the program record for fielding percentage with a sparkling .983 mark in 2016, a figure that ranked best nationwide. Seven Hurricanes were selected in the 2016 Major League Baseball First-Year Player Draft, including the program's first first-round selection since 2010 in catcher Zack Collins (No. 10, Chicago White Sox). Morris also helped guide two Hurricanes to a pair of major awards: Collins became the first Hurricane to win the Johnny Bench Award as the nation's top collegiate catcher in 2016, while Bryan Garcia set the program saves record and became the first Hurricane to win the NCBWA Stopper of the Year Award.

Morris entered 2015 as among the winningest active coaches in Division I baseball with 1,435 wins. He wasted little time in moving up the record books, moving into sole



possession of eighth place in all-time wins (1,439) on Feb. 15 with a 25-4 win over Rutgers and then seventh place with a 9-5 win over Louisville on March 7 (1,445).

Miami captured the 2014 ACC Regular Season Championship under his watch, recording 24 wins in conference play for the first time in program history.

Morris reached two coaching milestones in the first half of the 2014 season. He became just the eighth Division I coach to reach 1,400 wins in a 5-2 win over Boston College on March 8, and won his 900th game at Miami in a 7-1 upset of No. 3 Virginia on March 22.

Among the players Morris coached at Miami that have gone on to play in the Major Leagues are Peter O'Brien (Kansas City), Chris Hermann (Arizona), Yasmani Grandal (Los Angeles Dodgers), Jemile Weeks (Boston), Danny Valencia (Oakland), Jon Jay (Chicago), Yonder Alonso (Oakland), Ryan Braun (Milwaukee), Ryan Jackson (St. Louis), Pat Burrell (Philadelphia), Alex Cora (New York Mets), Bobby Hill (San Diego), Aubrey Huff (Detroit), Chris Perez (Cleveland), Cesar Carrillo (San Diego), Brian Barton (St. Louis), Gaby Sanchez (Florida), Charlton Jimerson (Houston), Jay Tessmer (New York Yankees), Danny Graves (Cincinnati) and Jason Michaels (Houston), among many others. From his days at Georgia Tech include Nomar Garciaparra (Los Angeles), Jay Payton (Oakland) and Jason Varitek (Boston).

Morris has also enjoyed success on the international scene. From 1989-90, Morris served as head coach of the USA Baseball team that won a Silver Medal in the 1989 Presidential Cup (Taiwan), Bronze Medal at the Goodwill Games and the 1990 International Baseball Association (IBA) World All-Star Game in Atlanta.

FAMILY MAN

Coach Morris and his wife Nhan live in Miami with their five-year old son, James W. Morris IV (Will).

RIVALRY SERIES NEWS & NOTES

CANES HEAD NORTH TO FACE FLORIDA

- The **No. 17 Miami Hurricanes** make the trip north to Gainesville for a weekend series against **second-ranked Florida**. First pitch for the series opener on Feb. 24 is slated for **6:30 p.m. on WVUM 90.5**.
- The Hurricanes dropped last year's annual series at home, picking up a Game 2 victory but falling in Games 1 and 3. Miami is **128-116-1 all-time** against the Gators, but trail the series 70-47-1 in Gainesville.
- Junior righthander **Jesse Lepore** (1-0, 0.00 ERA) will oppose Gators righthander **Alex Faedo** (0-0, 7.71 ERA) in the series opener at Alfred McKethan Stadium Friday night on SEC Network +.

LAST TIME OUT: OPENING SERIES WIN

- The Hurricanes' Feb. 22 game at **FIU** was postponed due to rain.
- Miami opened its season by taking **two of three** games against visiting **Rutgers** from Feb. 17-19 for its first series victory of 2017; **Miami won Game 1** (3-0) & **Game 2** (8-4) but fell in Game 3 (6-17).
- Junior righthander **Jesse Lepore** tossed six shutout innings in the first weekend start of his career in Game 1, striking out seven and allowing just two hits. Sophomore **Romy Gonzalez** hit a two-run home run in the victory. **Frankie Bartow** earned his first career save.
- Making his first start as a Hurricane, **Jeb Bargfeldt** tossed 5.2 strong innings to pick up the win.

HIGH EXPECTATIONS

- Miami was ranked in the **top 25 in preseason polls** from three major college baseball outlets, including a **No. 8** ranking from *Collegiate Baseball Newspaper*, **No. 17** the *USA Today Coaches Poll* and a **No. 21** ranking from *D1Baseball*.
- The Hurricanes have won **three straight ACC Coastal Division titles** and have won the **ACC Regular Season Championship** in two of the past three seasons (2014, 2016).
- Miami had four players earn **Preseason All-America** distinction: **Carl Chester** (Baseball America), **Jesse Lepore** (Collegiate Baseball Newspaper, NCBWA), **Michael Mediavilla** (Collegiate Baseball, NCBWA) and **Johnny Ruiz** (Collegiate Baseball, NCBWA).

DESTINATION: OMAHA

- Miami made its second straight trip to the **College World Series in 2016**, marking the program's 25th all-time trip to Omaha, Neb.
- Miami's **25** College World Series trips are the **second-most of any program** in the country. The Hurricanes have won **48 games** in the College World Series, the **fourth-most** of any program; Miami's **four national championships** rank **fifth-most**.
- Since the NCAA began award national seeds prior to the 1999 season, Miami has been **among the top eight seven seasons: 1999** (#1), **2001** (#2), **2003** (#8), **2004** (#3), **2008** (#1), **2015** (#5) and **2016** (#3).

LOOKING FOR A FOUR-PEAT

- Miami won its **third straight ACC Coastal Division title** in 2016, posting a **21-7 record in ACC play** to earn the division crown.
- The Hurricanes have won **67 ACC games over the past three seasons** - the **most wins in a three-year stretch by any program since ACC expanded to a 30-game conference schedule** in 2005.

OPENING DAY RESULTS

Jim Morris Era (21-3)

| | | |
|------|-------------------|-------------|
| 2017 | Rutgers | W, 3-0 |
| 2016 | Rutgers | W, 4-1 |
| 2015 | Rutgers | W, 5-2 |
| 2014 | Maine | W, 6-3 |
| 2013 | Rutgers | W, 5-4 |
| 2012 | Rutgers | W, 6-2 |
| 2011 | Rutgers | W, 2-1 (11) |
| 2010 | Rutgers | W, 12-1 |
| 2009 | Rutgers | W, 6-1 |
| 2008 | Cincinnati | W, 3-1 |
| 2007 | Mercer | L, 5-6 |
| 2006 | FIU | W, 17-3 |
| 2005 | FIU | W, 7-0 |
| 2004 | Florida | L, 0-3 |
| 2003 | FIU | W, 12-7 |
| 2002 | Tennessee | W, 5-4 |
| 2001 | FAU | W, 9-3 |
| 2000 | Lynn | W, 5-4 |
| 1999 | Barry | W, 8-3 |
| 1998 | Barry | W, 9-0 |
| 1997 | Hawai'i | L, 2-3 |
| 1996 | Barry | W, 25-0 |
| 1995 | FAU | W, 5-2 |
| 1994 | Barry | W, 8-0 |

IN THE POLLS: WEEK 1

- *Collegiate Baseball*: #8
- NCBWA: #17
- USA Today Coaches Poll: #17
- D1Baseball.com: #21

LAST 5 OPENING DAY STARTERS

| | |
|-------------|--------------------------------|
| 2017 | Jesse Lepore vs. Rutgers (W) |
| 2016 | Thomas Woodrey vs. Rutgers (W) |
| 2015 | Andrew Suarez vs. Rutgers (ND) |
| 2014 | Chris Diaz vs. Maine (W) |
| 2013 | Chris Diaz vs. Rutgers (ND) |

WINNINGEST ACTIVE COACHES (2/20)

| |
|--|
| 1) Mike Martin (Florida State) - 1,900 |
| 2) Mark Marquess (Stanford) - 1,586 |
| 3) JIM MORRIS (Miami) - 1,537 |
| 4) Mike Fox (North Carolina) - 1,339 |
| 5) Paul Mainieri (LSU) - 1,327 |
| 6) John Anderson (Minnesota) - 1,209 |
| 7) Keith Guttin (Missouri St.) - 1,178 |
| 8) Danny Hall (Georgia Tech) - 1,172 |
| 9) Wayne Graham (Rice) - 1,116 |
| 10) Mike Gillespie (UC Irvine) - 1,102 |

USA TODAY PRESEASON POLL

- 1) TCU
- 2) Florida*
- 3) Louisiana State
- 4) South Carolina
- 5) Florida State*
- 6) Vanderbilt
- 7) Oregon State
- 8) Louisville
- 9) Coastal Carolina
- 10) East Carolina
- 11) Cal State Fullerton
- 12) Clemson
- 13) North Carolina*
- 14) North Carolina State*
- 15) Arizona
- 16) Louisiana Lafayette
- 17) **MIAMI**
- 18) Virginia*
- 19) Texas Tech
- 20) Texas A&M
- 21) Stanford
- 22) Oklahoma State
- 23) UC Santa Barbara
- 24) Mississippi
- 25) Rice

* indicates 2017 opponent

ACC PRESEASON POLL

Atlantic Division

- 1) Florida State (10) - 93
- 2) Louisville (2) - 79
- 3) Clemson (1) - 66
- 4) NC State (1) - 64
- 5) Wake Forest - 38
- T-6) Boston College - 26
- T-6) Notre Dame - 26

Coastal Division

- 1) North Carolina (6) - 86
- 2) Virginia (4) - 84
- 3) **MIAMI (3) - 77**
- 4) Georgia Tech (1) - 59
- 5) Duke - 40
- 6) Virginia Tech - 26
- 7) Pittsburgh - 20

Overall Champion:

- Florida State (10)
Tie - four teams (1)

RIVALRY SERIES NEWS & NOTES

WELCOME TO THE LIGHT!

- Miami has made College World Series trips in back-to-back seasons (2015 and 2016) thanks in large part to its **dominant play inside the confines of Alex Rodriguez Park at Mark Light Field.**
- Since the start of the 2015 season, Miami is a whopping **72-12** in its last **84 home games**, including its 2017 Opening Weekend series against Rutgers.
- Miami finished **36-5** at home in 2015 and **34-6** at home in 2016. The Hurricanes went **13-2 in ACC play** at The Light in 2015 and **12-3 at home in ACC** play in 2016.

NEW CANES MAKE DEBUTS AGAINST RUTGERS

- There were a number of debuts and firsts in Miami's opening series victory over visiting Rutgers from Feb. 17-19.
- Head coach Jim Morris started five rookies in Miami's 3-0 Opening Day win; junior **Michael Burns** (right field), freshman **Greg Veliz** (first base), freshman **Michael Amditis** (catcher), junior **Hunter Tackett** (left field) and junior **Brandon Gali** (shortstop). Junior **Jeb Bargfeldt** started Game 2 on the mound for Miami.
- Freshmen **Nico Baldor**, **Albert Maury, Jr.**, **Evan McKendry**, **Daniel Rivero**, **Mason Studstill** and juniors **James Davison** and **Michael Perez** all made their Miami debuts against the Scarlet Knights, with Davison starting Game 3 in left field.
- Amditis, Davison, Gali and Tackett all recorded the **first hits of their Miami careers** in the series victory over Rutgers.

FOUR TO WATCH

- Four Hurricanes have picked up 2017 Preseason All-America honors: junior outfielder **Carl Chester**, junior righthander **Jesse Lepore**, junior lefthander **Michael Medavilla** and senior infielder **Johnny Ruiz**.
- Chester, a *Baseball America* Preseason All-America third-team selection, was among 55 players named to the initial watch list for the **2017 Golden Spikes Award** by USA Baseball on Feb. 15.
- Sophomore reliever **Frankie Bartow**, who was recognized as a Louisville Slugger Freshman All America last season, was named to the watch list for the **2017 Stopper of the Year Award** by NCBWA; former closer Bryan Garcia won the prestigious award in 2016.
- UM had three All-Americans in 2016: **Zack Collins** (several publications), **Garcia** (NCBWA) & **Medavilla** (ABCA/Rawlings).

IT'S BEEN A WHILE...

- The Miami Hurricanes extended their own college baseball record with a **44th consecutive trip to the NCAA postseason** in 2016. Miami has made the postseason each year since 1973.
- The last time Miami missed the NCAA postseason was **June 1972**:
 - Richard Nixon was President of the United States of America.
 - Sammy Davis Jr.'s "The Candy Man" was the #1 song in America.
 - The Godfather was the #1 movie in America.
 - The median income of American families was \$11,120.
 - The cost of a gallon of gas was 55 cents.
 - The average monthly rent in America was \$165.00.
 - The average cost of a new house in America was \$27,550.
 - A new Ford Pinto cost an average of \$2,078.

2016 TEAM LEADERS: RETURNERS

OFFENSE

Average: J. Ruiz (.342)
Games Played: J. Ruiz / C. Chester (64)
Games Started: J. Ruiz / C. Chester (64)
At Bats: C. Chester (253)
Runs: C. Chester (56)
Hits: C. Chester (85)
Doubles: J. Ruiz (17)
Triples: J. Ruiz / C. Barr (3)
Home Runs: E. Michelangeli (5)
Runs Batted In: J. Ruiz (57)
Total Bases: J. Ruiz (115)
SLG Percent: J. Ruiz (.491)
Walks: J. Ruiz (38)
On Base Percentage: J. Ruiz (.431)
Stolen Bases: C. Chester (16)

PITCHING

ERA: J. Lepore (2.20)
Wins: M. Medavilla (11)
Losses: M. Medavilla (2)
Appearances: F. Bartow (43)
Starts: M. Medavilla (18)
Complete Games: N/A (0)
Saves: K. Pimentel (2)
Innings: M. Medavilla (103.1)
Hits Allowed: M. Medavilla (88)
Runs Allowed: M. Medavilla (42)
Earned Runs Allowed: M. Medavilla (39)
Walks: M. Medavilla (43)
Strikeouts: M. Medavilla (85)
Wild Pitches: A. Cabezas (5)
B/AVG: J. Lepore (.221)

THE LAST TIME A HURRICANE...

| | |
|---|---|
| Led Off Game with HR... | Carl Chester (3/21/2015 vs. Wake Forest) |
| Back-to-Back Games with Leadoff HR ... | Charlton Jimerson (6/09/2001, 6/11/2001) |
| Had Six Hits in a Game... | Mark Sobolewski (3/18/2008 vs. Cornell) |
| Five Hits... | George Iskenderian (6/12/2015 vs. FAU) |
| Two Hits in One Inning... | Zack Collins (3/6/2016 vs. Manhattan) |
| Hit Three HR's in a Game... | David Thompson (5/15/2015 vs. Georgia Tech) |
| Two HR's... | Willie Abreu (5/8/2016 vs. Georgia Tech) |
| Hit Two HR's in One Inning... | Kevin Brown (3/16/1999 vs. Ohio State) |
| Hit Pinch Hit HR... | Sebastian Diaz (5/2/2014 vs. Alabama St.) |
| Hit Inside the Park HR... | Paco Figueroa (5/8/2005 vs. Jacksonville) |
| Hit Grand Slam... | Randy Batista (5/1/2016 vs. Florida A&M) |
| Hit for the Cycle... | Gaby Sanchez (5/2/2003 vs. Pace) |
| Recorded 10 RBI in One Game... | Kevin Brown (5/27/2001 vs. Stetson) |
| Nine RBI... | David Thompson (5/15/2015 vs. Georgia Tech) |
| Eight RBI... | Danny Valencia (4/9/2005 vs. Virginia) |
| Seven RBI... | David Thompson (3/20/2015 vs. Wake Forest) |
| Six RBI... | Jacob Heyward (5/16/2015 vs. Georgia Tech) |
| Threw Complete Game Shutout... | Thomas Woodrey (5/14/2015 vs. Georgia Tech) |
| Recorded Back-to-Back CG's... | David Gil (5/12/2000, 5/27/2000) |
| Recorded CG 1-Hit S/O... | Thomas Woodrey (5/14/2015 vs. Georgia Tech) |
| Recorded a Perfect Game... | Javi Salas (3/4/2014 vs. Villanova) |
| Recorded a No-Hitter (non-PG)... | Alex Fernandez (3/18/1989 vs. Maine) |
| Struck Out 10 Batters... | Thomas Woodrey (3/4/2016 vs. Manhattan) |
| Recorded Three-Pitch Inning... | Chris Hernandez (6/2/2010 vs. Florida) |
| Recorded Three Pickoffs in a Game... | Brian Walker (3/16/2001 vs. East Carolina) |

RIVALRY SERIES NEWS & NOTES

ONE OF THE GAME'S TOP SKIPPERS

- Jim Morris' **1,537** wins at the Division I level are **fifth-most** in the history of college baseball and **third-most** among active skippers.
- Morris reached two major milestones in 2016 - he became the **fifth coach** to reach **1,500** wins on March 18 against Louisville and won his **1,000th game at Miami** on March 26 vs. Clemson.

HURRICANES TOP ALUMNI IN EXHIBITION

- In its annual exhibition against the program's alumni, the 2017 Hurricanes won **9-2** on Saturday, Feb 11.
- Over **1,000 fans** made their way through the gates for Fan Fest and the Alumni Game, which featured a number of Hurricane greats taking part in pregame ceremonies.
- Former Marlins first-round draft pick and retired number honoree **Charles "CJ" Johnson** and 2015 Miami staff ace **Andy Suarez** joined more than 60 other alumni.
- Alumni taking part in the game included "Downtown" **Kevin Brown**, All-American third baseman and Mets prospect **David Thompson** as well as Mariners prospects **Chantz Mack** and **Ricky Eusebio**, who both hit **solo home runs**.
- Redshirt senior **Edgar Michelangeli** finished the Alumni game 3-for-4 with four RBI, including a two-run home run, while junior lefthander **Michael Mediavilla** tossed five strong innings.

DEATH, TAXES & THE NCAA POSTSEASON

- The Miami Hurricanes extended their own college baseball record with a **44th consecutive trip to the NCAA postseason** in 2016. Miami has made the postseason each year since 1973.
- The Hurricanes' 44 straight trips to the NCAA postseason are the **longest active postseason streak of any Division I program** in any sport nationwide. Miami's **25 College World Series trips** are the second-most of any program all-time.
- Jim Morris has led teams to the NCAA postseason in **32 straight years - all 23 years at Miami & final nine years at Georgia Tech**.
- Miami is the **only school in the state of Florida** to have won a **national championship**; UM won titles in **1982, 1985, 1999 & 2001**.

adidas RELEASES HERITAGE COLLECTION

- To gear up for the 2017 season, adidas Baseball partnered with Arizona State, Louisville, Miami, Mississippi State, Nebraska, N.C. State and Texas A&M to create the **adidas Baseball Heritage Collection**.
- Working with each school, adidas designers dove into the **archives, vaults and libraries** to research logos, word marks, styling and materials to create the retro looks.
- Retro Jersey dates for Miami's jersey: **1970s and '80s era Miami teams**. The jersey features iconic old English blocking with a classic fit and design lines along with modern moisture wicking materials. The cap features an old English gray "M" logo to complete the look.

ACC NETWORK EXTRA TO CARRY HOME SLATE

- **All 34 of Miami's home games** will be carried on ESPN Networks in 2017; 33 games will be broadcast on **ACC Network Extra**, while one game is slated for broadcast on **ESPNU**. In total, **49 of Miami's 56 games** are tentatively slated for television broadcast in 2017.

MORRIS ERA: YEAR-BY-YEAR

| | | |
|------|-----------------------------|---------|
| 2016 | | 2-1 |
| 2016 | <i>College World Series</i> | 50-14 |
| 2015 | <i>College World Series</i> | 50-17 |
| 2014 | NCAA Regional | 44-19 |
| 2013 | NCAA Regional | 37-25 |
| 2012 | NCAA Regional | 36-23 |
| 2011 | NCAA Regional | 38-23 |
| 2010 | NCAA Super Regional | 43-20 |
| 2009 | NCAA Regional | 38-22 |
| 2008 | <i>College World Series</i> | 53-11 |
| 2007 | NCAA Regional | 37-24 |
| 2006 | <i>College World Series</i> | 42-24 |
| 2005 | NCAA Super Regional | 41-19-1 |
| 2004 | <i>College World Series</i> | 50-13 |
| 2003 | <i>College World Series</i> | 45-17-1 |
| 2002 | NCAA Super Regional | 34-29 |
| 2001 | National Champions | 53-12 |
| 2000 | NCAA Super Regional | 41-19-1 |
| 1999 | National Champions | 50-13 |
| 1998 | <i>College World Series</i> | 51-12 |
| 1997 | <i>College World Series</i> | 51-18 |
| 1996 | <i>College World Series</i> | 40-14 |
| 1995 | <i>College World Series</i> | 48-17 |
| 1994 | <i>College World Series</i> | 49-14 |

ACC YEAR-BY-YEAR RECORDS

| | | |
|------|-------------|-----------------------------|
| 2016 | 21-7 | First Place, Coastal |
| 2015 | 22-8 | First Place, Coastal |
| 2014 | 24-6 | First Place, Coastal |
| 2013 | 14-16 | Fifth Place, Coastal |
| 2012 | 16-14 | Third Place, Coastal |
| 2011 | 19-10 | Fourth Place, Coastal |
| 2010 | 20-10 | Third Place, Coastal |
| 2009 | 18-12 | Third Place, Coastal |
| 2008 | 23-5 | First Place, Coastal |
| 2007 | 17-13 | Third Place, Coastal |
| 2006 | 17-13 | Fourth Place, Coastal |
| 2005 | 19-10-1 | Third Place, ACC* |

GAMEWINNING HITS / RBI

| DATE | OPP. | PLAYER | HIT/RBI | INNING |
|------|---------|----------|---------|--------|
| 2/17 | Rutgers | Gonzalez | 2-R HR | B-2 |
| 2/18 | Rutgers | Ruiz | 4-3 RBI | B-3 |

HOME RUN TRACKER (1)

| DATE | OPP. | PLAYER | RUNS | INNING |
|------|---------|----------|------|--------|
| 2/19 | Rutgers | Gonzalez | 2 | B-2 |

2017 MIAMI HURRICANES BASEBALL

PITCHER PROFILES

52 • FRANKIE BARTOW RHP

6-3 • 200 • SO • Miami, Fla. • TERRA
 • Earned 1st save of career with 1-2-3 9th in Game 1 vs. Rutgers
 • NCBWA Stopper of the Year watch list for nation's top reliever
 • Earned Louisville Slugger Freshman All-America honors in 2016
 • Led nation in appearances as a freshman with 43, all in relief
 • One of just two relief pitchers named to ACC All-Freshman team
 • Finished 1st year with six wins (6-0), fourth-most of any pitcher
 • Described by staff as being fearless on mound, largely unfazed
 • Sisters Ashley & Brittany are UM grads; sis Chelsey is UM student

BARTOW CAREER STATISTICS

| YEAR | ERA | W-L | APP | IP | H | R | ER | BB | SO | SV | B/AVG |
|------|------|-----|-----|------|----|----|----|----|----|----|-------|
| 2017 | 0.00 | 0-0 | 1 | 1.0 | 0 | 0 | 0 | 0 | 0 | 1 | .000 |
| 2016 | 2.72 | 6-0 | 43 | 56.1 | 56 | 21 | 17 | 10 | 29 | 0 | .268 |

CAREER 2.67 6-0 44 57.1 56 21 17 10 29 1 .264

BARTOW CAREER HIGHS

Innings: 3.1, vs. Boston College, 6/12/2016
 Hits: 4, three times (last vs. Boston College, 6/12/2016)
 Runs: 3, twice (last vs. UCF, 4/13/2016)
 Earned Runs: 3, twice (last vs. UCF, 4/13/2016)
 Strikeouts: 3, twice (last at Florida State, 5/21/2016 [1])
 Walks: 1, 10 times (last vs. UC-Santa Barbara, 6/20/2016)

BARTOW GAME-BY-GAME

SOPHOMORE (2017)

| DATE | OPPO. | W-L | GS | IP | H | R | ER | BB | SO | SV | NP |
|------|---------|-----|-----|----|---|---|----|----|----|----|----|
| 2/17 | Rutgers | | 1.0 | 0 | 0 | 0 | 0 | 0 | 0 | 1 | 14 |

FRESHMAN (2016)

| DATE | OPPO. | W-L | GS | IP | H | R | ER | BB | SO | SV | NP |
|------|------------|-----|-----|----|---|---|----|----|----|----|----|
| 2/19 | Rutgers | | 2.0 | 1 | 0 | 0 | 0 | 1 | 0 | 1 | 16 |
| 2/20 | Rutgers | | 1.0 | 1 | 0 | 0 | 0 | 0 | 1 | 1 | 14 |
| 2/24 | STU | W | 2.0 | 0 | 0 | 0 | 0 | 0 | 0 | 0 | 18 |
| 2/27 | Florida | | 2.1 | 3 | 1 | 1 | 0 | 1 | 1 | 1 | 36 |
| 3/2 | FGCU | | 1.1 | 0 | 0 | 0 | 0 | 0 | 0 | 0 | 11 |
| 3/6 | Manhattan | | 1.0 | 4 | 3 | 3 | 0 | 0 | 0 | 0 | 20 |
| 3/8 | Maine | | 1.0 | 1 | 0 | 0 | 0 | 0 | 1 | 1 | 15 |
| 3/12 | @Va Tech | | 0.0 | 3 | 1 | 1 | 0 | 0 | 0 | 0 | 10 |
| 3/13 | @Va Tech | | 1.0 | 0 | 0 | 0 | 0 | 0 | 0 | 0 | 6 |
| 3/16 | @UCF | | 1.0 | 1 | 0 | 0 | 0 | 0 | 0 | 0 | 10 |
| 3/19 | Louisville | | 0.2 | 2 | 1 | 1 | 0 | 1 | 1 | 1 | 17 |
| 3/20 | Louisville | | 1.0 | 0 | 0 | 0 | 0 | 1 | 0 | 0 | 11 |
| 3/23 | Bethune | | 1.0 | 0 | 0 | 0 | 0 | 0 | 0 | 0 | 9 |
| 3/25 | Clemson | | 1.0 | 0 | 0 | 0 | 1 | 0 | 1 | 0 | 21 |
| 3/26 | Clemson | W | 2.0 | 3 | 0 | 0 | 0 | 0 | 1 | 3 | 30 |
| 4/2 | Carolina | | 0.2 | 0 | 0 | 0 | 0 | 0 | 1 | 0 | 6 |
| 4/3 | Carolina | | 1.1 | 2 | 1 | 1 | 0 | 1 | 1 | 1 | 20 |
| 4/5 | @FGCU | | 1.0 | 1 | 0 | 0 | 0 | 0 | 0 | 0 | 15 |
| 4/10 | @ND | | 1.2 | 0 | 0 | 0 | 1 | 0 | 0 | 0 | 23 |
| 4/13 | UCF | | 0.1 | 4 | 3 | 3 | 0 | 0 | 0 | 0 | 18 |
| 4/17 | @Duke | | 1.0 | 0 | 0 | 0 | 1 | 0 | 0 | 0 | 12 |
| 4/20 | FAU | | 1.2 | 2 | 0 | 0 | 0 | 2 | 2 | 2 | 22 |
| 4/22 | Virginia | | 1.0 | 1 | 1 | 1 | 0 | 1 | 1 | 1 | 19 |
| 4/23 | Virginia | | 2.0 | 2 | 0 | 0 | 0 | 3 | 3 | 3 | 22 |
| 5/1 | FAMU | | 1.1 | 1 | 0 | 0 | 0 | 0 | 2 | 1 | 19 |
| 5/5 | FAU | | 1.0 | 1 | 0 | 0 | 0 | 0 | 1 | 1 | 12 |
| 5/8 | @GTech | | 1.0 | 0 | 0 | 0 | 0 | 1 | 1 | 1 | 9 |
| 5/9 | @GTech | | 2.0 | 1 | 0 | 0 | 1 | 2 | 2 | 2 | 23 |
| 5/13 | Pitt | W | 1.0 | 1 | 0 | 0 | 0 | 1 | 1 | 1 | 7 |
| 5/14 | Pitt | | 1.1 | 3 | 0 | 0 | 0 | 0 | 0 | 0 | 17 |
| 5/15 | Pitt | | 1.0 | 0 | 0 | 0 | 0 | 1 | 1 | 1 | 10 |
| 5/19 | @FSU | | 2.0 | 2 | 0 | 0 | 0 | 0 | 0 | 0 | 19 |
| 5/21 | @FSU (1) | | 2.0 | 3 | 2 | 0 | 0 | 3 | 3 | 3 | 19 |
| 5/25 | GT % | | 2.0 | 0 | 0 | 0 | 1 | 0 | 0 | 0 | 36 |
| 5/26 | NCST % | W | 1.0 | 2 | 2 | 2 | 0 | 0 | 0 | 0 | 10 |
| 5/28 | FSU % | | 1.0 | 1 | 2 | 2 | 1 | 0 | 0 | 0 | 23 |
| 6/3 | Stetson + | W | 0.1 | 0 | 1 | 0 | 0 | 0 | 0 | 0 | 9 |
| 6/4 | LBSU + | | 1.0 | 0 | 0 | 0 | 0 | 1 | 1 | 1 | 12 |
| 6/5 | LBSU + | | 2.0 | 2 | 1 | 0 | 0 | 2 | 2 | 2 | 29 |
| 6/10 | BC \$ | | 0.1 | 0 | 0 | 0 | 0 | 0 | 0 | 0 | 3 |
| 6/12 | BC \$ | W | 3.1 | 4 | 1 | 1 | 1 | 1 | 1 | 1 | 51 |
| 6/18 | Arizona # | | 1.0 | 1 | 0 | 0 | 0 | 1 | 1 | 1 | 16 |
| 6/20 | UCSB # | | 2.2 | 2 | 2 | 1 | 1 | 0 | 0 | 0 | 31 |

35 • ANDREW CABEZAS RHP

6-0 • 180 • SO • Miami Gardens, Fla. • Coral Gables Sr.
 • Made two appearances vs. Rutgers; delivered 2.0 scoreless in G1
 • Tagged for four hits and three earned runs in 1.1 innings in G3
 • Electric fastball and wipeout slider make him a key asset in pen
 • Started GM 3 of Super Regional vs. BC; relief appearance in GM 2
 • Will begin season in bullpen but started for Miami at end of 2016
 • Coaches considered him best pitcher in Dade County senior year
 • Drafted in 34th round of 2015 MLB Draft by Cleveland Indians

CABEZAS CAREER STATISTICS

| YEAR | ERA | W-L | APP | IP | H | R | ER | BB | SO | SV | B/AVG |
|------|------|-----|-----|------|----|----|----|----|----|----|-------|
| 2017 | 8.10 | 0-0 | 2 | 3.1 | 5 | 3 | 3 | 2 | 3 | 0 | .385 |
| 2016 | 5.07 | 3-1 | 28 | 55.0 | 45 | 31 | 31 | 24 | 54 | 0 | .227 |

CAREER 5.25 3-1 30 58.1 50 34 34 26 57 0 .237

CABEZAS CAREER HIGHS

Innings: 4.2, twice (last vs. Florida State, 5/19/2016)
 Hits: 4, four times (last vs. Rutgers, 2/19/2017)
 Runs: 4, twice (last vs. Pittsburgh, 5/13/2016)
 Earned Runs: 4, twice (last vs. Pittsburgh, 5/13/2016)
 Strikeouts: 5, twice (last vs. Pittsburgh, 5/13/2016)
 Walks: 3, twice (last vs. Florida State, 5/19/2016)

CABEZAS GAME-BY-GAME

SOPHOMORE (2017)

| DATE | OPPO. | W-L | GS | IP | H | R | ER | BB | SO | SV | NP |
|------|---------|-----|-----|----|---|---|----|----|----|----|----|
| 2/17 | Rutgers | | 2.0 | 1 | 0 | 0 | 0 | 1 | 2 | 2 | 33 |
| 2/19 | Rutgers | | 1.1 | 4 | 3 | 3 | 1 | 1 | 1 | 1 | 26 |

FRESHMAN (2016)

| DATE | OPPO. | W-L | GS | IP | H | R | ER | BB | SO | SV | NP |
|------|------------|-----|-----|----|---|---|----|----|----|----|----|
| 2/21 | Rutgers | | 1.0 | 0 | 0 | 0 | 0 | 1 | 0 | 1 | 16 |
| 2/24 | STU | | 3.2 | 4 | 4 | 4 | 1 | 2 | 4 | 4 | 47 |
| 2/28 | Florida | | 1.2 | 3 | 3 | 1 | 1 | 1 | 1 | 1 | 36 |
| 3/5 | Manhattan | | 1.0 | 2 | 2 | 2 | 2 | 2 | 2 | 2 | 34 |
| 3/9 | Stetson | | 1.1 | 3 | 2 | 2 | 1 | 3 | 3 | 3 | 35 |
| 3/12 | @Va Tech | W | 3.0 | 1 | 0 | 0 | 0 | 1 | 5 | 4 | 42 |
| 3/16 | @UCF | | 2.0 | 0 | 0 | 0 | 0 | 1 | 2 | 2 | 36 |
| 3/18 | Louisville | | 2.1 | 1 | 0 | 0 | 0 | 1 | 3 | 3 | 34 |
| 3/20 | Louisville | | 3.0 | 1 | 0 | 0 | 0 | 2 | 3 | 3 | 31 |
| 3/25 | Clemson | | 0.2 | 2 | 3 | 3 | 1 | 1 | 1 | 1 | 22 |
| 3/26 | Clemson | | 3.0 | 2 | 0 | 0 | 0 | 0 | 3 | 4 | 42 |
| 4/3 | Carolina | W | 2.1 | 2 | 0 | 0 | 0 | 0 | 4 | 4 | 38 |
| 4/10 | @ND | | 0.1 | 2 | 1 | 1 | 1 | 1 | 0 | 0 | 16 |
| 4/13 | UCF | | 1.0 | 1 | 0 | 0 | 0 | 1 | 2 | 1 | 18 |
| 4/15 | @Duke | | 2.0 | 0 | 0 | 0 | 0 | 0 | 3 | 2 | 23 |
| 4/20 | FAU | L | 1.0 | 0 | 2 | 2 | 1 | 1 | 1 | 1 | 25 |
| 4/22 | Virginia | | 3.1 | 1 | 0 | 0 | 0 | 0 | 3 | 4 | 43 |
| 4/24 | Virginia | | 1.1 | 3 | 1 | 1 | 1 | 1 | 1 | 1 | 25 |
| 5/1 | FAMU | | 0.1 | 2 | 0 | 0 | 0 | 0 | 0 | 0 | 9 |
| 5/9 | @GT | | 1.0 | 1 | 1 | 1 | 1 | 0 | 2 | 1 | 14 |
| 5/13 | Pitt | X | 4.2 | 4 | 4 | 4 | 4 | 3 | 5 | 6 | 68 |
| 5/19 | @FSU | X | 4.2 | 3 | 2 | 2 | 3 | 3 | 3 | 3 | 99 |
| 5/26 | NCST % | | 1.2 | 1 | 0 | 0 | 0 | 0 | 0 | 0 | 28 |
| 6/4 | LBSU + | W | 1.2 | 0 | 0 | 0 | 0 | 0 | 1 | 1 | 23 |
| 6/5 | LBSU + | | 0.0 | 1 | 3 | 3 | 2 | 0 | 0 | 0 | 11 |
| 6/11 | BC \$ | | 2.1 | 2 | 1 | 1 | 0 | 2 | 2 | 2 | 37 |
| 6/13 | BC \$ | | 2.2 | 2 | 2 | 2 | 2 | 2 | 1 | 1 | 47 |
| 6/18 | Arizona # | | 2.0 | 0 | 0 | 0 | 0 | 0 | 2 | 2 | 31 |

27 • DANIEL EPSTEIN LHP

6-0 • 175 • R-SO • Weston, Fla. • University School
 • Did not see any game action in first season, redshirted
 • Four-year letterwinner at University School in Weston

EPSTEIN CAREER STATISTICS

| YEAR | ERA | W-L | APP | IP | H | R | ER | BB | SO | SV | B/AVG |
|------|------|-----|-----|-----|---|---|----|----|----|----|-------|
| 2016 | 5.40 | 0-0 | 5 | 3.1 | 6 | 2 | 2 | 1 | 1 | 0 | .400 |

CAREER 5.40 0-0 5 3.1 6 2 2 1 1 0 .400

EPSTEIN CAREER HIGHS

Innings: 1.0, twice (last vs. Florida A&M, 4/30/2016)
 Hits: 2, twice (last vs. Florida A&M, 4/30/2016)
 Runs: 1, twice (last vs. Florida A&M, 4/30/2016)
 Earned Runs: 1, twice (last vs. Florida A&M, 4/30/2016)

EPSTEIN GAME-BY-GAME

REDSHIRT FRESHMAN (2016)

| DATE | OPPO. | W-L | GS | IP | H | R | ER | BB | SO | SV | NP |
|------|-----------|-----|-----|----|---|---|----|----|----|----|----|
| 3/4 | Manhattan | | 1.0 | 1 | 0 | 0 | 0 | 0 | 0 | 0 | 12 |
| 3/11 | @Va Tech | | 0.1 | 2 | 1 | 1 | 1 | 1 | 0 | 0 | 17 |
| 4/16 | @Duke | | 0.2 | 1 | 0 | 0 | 0 | 0 | 0 | 0 | 10 |
| 4/23 | Virginia | | 0.1 | 0 | 0 | 0 | 0 | 0 | 0 | 0 | 4 |
| 4/30 | FAMU | | 1.0 | 2 | 1 | 1 | 0 | 1 | 1 | 1 | 21 |

45 • RYAN GUERRA RHP

6-1 • 220 • SR • Miami, Fla. • Broward • Columbus
 • Named team captain prior to 2017 team along with Johnny Ruiz
 • Tossed 1.2 scoreless innings of relief in finale vs. Rutgers (2/19)
 • Totaled 11.0 innings across 10 appearances in first season at UM
 • NCAA Regional Champ. vs. Long Beach: struck out side, got W
 • Played at Broward College in 2014-15, led team to state tourney
 • Older brother Rene Guerra played at Miami in 2008-2009

GUERRA CAREER STATISTICS

| YEAR | ERA | W-L | APP | IP | H | R | ER | BB | SO | SV | B/AVG |
|------|------|-----|-----|------|----|---|----|----|----|----|-------|
| 2017 | 0.00 | 0-0 | 1 | 1.2 | 2 | 0 | 0 | 0 | 0 | 0 | .333 |
| 2016 | 7.36 | 2-1 | 10 | 11.0 | 12 | 9 | 9 | 6 | 9 | 0 | .267 |

CAREER 6.39 2-1 11 12.2 14 9 9 6 9 0 .275

GUERRA CAREER HIGHS

Innings: 3.2, at Virginia Tech, 3/11/2016
 Hits: 3, vs. Florida A&M, 4/30/2016
 Runs: 4, vs. Boston College, 6/10/2016
 Earned Runs: 4, vs. Boston College, 6/10/2016
 Strikeouts: 3, twice (last vs. Long Beach State, 6/5/2016)
 Walks: 3, vs. Boston College, 6/10/2016

GUERRA GAME-BY-GAME

SENIOR (2017)

| DATE | OPPO. | W-L | GS | IP | H | R | ER | BB | SO | SV | NP |
|------|---------|-----|-----|----|---|---|----|----|----|----|----|
| 2/19 | Rutgers | | 1.2 | 2 | 0 | 0 | 0 | 0 | 0 | 0 | 13 |

JUNIOR (2016)

| DATE | OPPO. | W-L | GS | IP | H | R | ER | BB | SO | SV | NP |
|------|----------|-----|-----|----|---|---|----|----|----|----|----|
| 3/11 | @Va Tech | | 3.2 | 1 | 1 | 1 | 1 | 2 | 3 | 3 | 58 |
| 4/16 | @Duke | | 1.0 | 1 | 1 | 1 | 1 | 0 | 0 | 0 | 14 |
| 5/1 | FAMU | | 1.0 | 3 | 1 | 1 | 0 | 0 | 0 | 0 | 21 |
| 5/7 | @GTech | | 1.1 | 1 | | | | | | | |

2017 MIAMI HURRICANES BASEBALL

HITTER PROFILES

24 • MICHAEL AMDITIS C

5-11 • 190 • FR • Boca Raton, Fla. • Boca Raton
 • Started 2 of 3 games vs. Rutgers, went 3-for-4 w/1 2B in Game 3
 • Selected in 37th round of 2016 MLB Draft by Cleveland Indians
 • Ranked No. 295 Draft-eligible player by Perfect Game
 • Under Armour All-America Game selection during junior season
 • Missed senior season while recovering from labrum surgery
 • Led Palm Beach County with 8 HR and 33 RBI junior year in 2015

AMDITIS CAREER STATISTICS

| YEAR | AVG | GP-GS | AB | R | H | 2B | 3B | HR | RBI | SB-A |
|------|------|-------|----|---|---|----|----|----|-----|------|
| 2017 | .429 | 2-2 | 7 | 1 | 3 | 1 | 0 | 0 | 3 | 0-0 |

AMDITIS CAREER HIGHS

At Bats: 4, vs. Rutgers, 2/19/2017
 Runs: 1, vs. Rutgers, 2/19/2017
 Hits: 3, vs. Rutgers, 2/19/2017
 RBI: 3, vs. Rutgers, 2/19/2017

43 • NICO BALDOR OF

6-1 • 190 • FR • Tampa, Fla. • Jesuit
 • Had first career hit on infield single in Game 3 vs. Rutgers (2/19)
 • Four-year letterwinner at Jesuit; known for big arm & good bat
 • Batted .350 with 25 RBI in final year at Jesuit in Tampa

BALDOR CAREER STATISTICS

| YEAR | AVG | GP-GS | AB | R | H | 2B | 3B | HR | RBI | SB-A |
|------|-------|-------|----|---|---|----|----|----|-----|------|
| 2016 | 1.000 | 2-0 | 1 | 0 | 1 | 0 | 0 | 0 | 0 | 0-0 |

BALDOR CAREER HIGHS

At Bats: 1, vs. Rutgers, 2/19/2017
 Hits: 1, vs. Rutgers, 2/19/2017

17 • CHRISTOPHER BARR 1B

6-1 • 200 • R-SR • Royal Palm Beach, Fla. • Royal Palm Beach
 • Games 1 & 2 as defensive replacement, started Game 3 at 1B
 • Standout defensive player at first - has been starter since 2013
 • Among team's most veteran contributors & key team leaders
 • Father Jim Barr won college title w/Florida Southern in 1985

BARR CAREER STATISTICS

| YEAR | AVG | GP-GS | AB | R | H | 2B | 3B | HR | RBI | SB-A |
|--------|------|---------|-----|-----|-----|----|----|----|-----|-------|
| 2017 | .000 | 3-1 | 4 | 2 | 0 | 0 | 0 | 0 | 1 | 0-0 |
| 2016 | .256 | 61-61 | 234 | 44 | 60 | 6 | 3 | 0 | 25 | 14-15 |
| 2015 | .306 | 61-58 | 206 | 44 | 63 | 7 | 5 | 1 | 32 | 14-14 |
| 2014 | .217 | 55-29 | 115 | 27 | 25 | 1 | 1 | 0 | 6 | 7-10 |
| CAREER | .265 | 180-149 | 559 | 117 | 148 | 14 | 9 | 1 | 64 | 35-39 |

BARR CAREER HIGHS

At Bats: 6, vs. Florida State, 4/24/2015
 Runs: 3, three times (last vs. Florida A&M, 4/30/2016)
 Hits: 3, four times (last vs. Florida A&M, 4/30/2016)
 RBI: 3, four times (last vs. Pittsburgh, 5/15/2016)
 Walks: 2, four times (last at Georgia Tech, 5/8/2016)
 Steals: 2, three times (last vs. FGCU, 5/17/2016)
 Hitting Streak: 11 (2015-2016)

2 • RANDY BATISTA INF

5-11 • 195 • SR • Kissimmee, Fla. • Indian River • Gateway
 • Saw action in Game 3 vs. Rutgers, had one pinch hit at bat
 • Will challenge for starting spot in infield; can play second or SS
 • Made 42 starts in first season at Miami, including 39 at DH
 • Hit .300 during ACC play and recorded a .403 on-base percent.
 • First Cane since Frank Fleizach ('98) w/1st HR to be a grand slam
 • Batted .333 at College World Series (3-for-9) with 1 2B, 1 RBI

BATISTA CAREER STATISTICS

| YEAR | AVG | GP-GS | AB | R | H | 2B | 3B | HR | RBI | SB-A |
|--------|------|-------|-----|----|----|----|----|----|-----|------|
| 2017 | .000 | 1-0 | 1 | 0 | 0 | 0 | 0 | 0 | 0 | 0-0 |
| 2016 | .272 | 54-42 | 147 | 29 | 40 | 3 | 2 | 2 | 26 | 7-10 |
| CAREER | .270 | 55-42 | 148 | 29 | 40 | 3 | 2 | 2 | 26 | 7-10 |

BATISTA CAREER HIGHS

At Bats: 6, at Georgia Tech, 5/9/2016
 Runs: 2, eight times (last vs. Bethune-Cookman, 5/10/2016)
 Hits: 4, twice (last at Georgia Tech, 5/9/2016)
 RBI: 4, vs. Florida A&M, 5/1/2016
 Walks: 3, vs. Bethune-Cookman, 5/10/2016

31 • BARRY BUCHOWSKI OF

6-3 • 230 • SR • Moorestown, NJ • Indian River • Tulane • St. Augustine
 • Saw action in 11 games in first season and totaled nine at bats
 • Totaled two hits and three RBI and scored one run
 • Has as much raw power as any player on team; puts on BP show

BUCHOWSKI CAREER STATISTICS

| YEAR | AVG | GP-GS | AB | R | H | 2B | 3B | HR | RBI | SB-A |
|------|------|-------|----|---|---|----|----|----|-----|------|
| 2016 | .222 | 11-0 | 9 | 1 | 2 | 1 | 0 | 0 | 3 | 0-0 |

BUCHOWSKI CAREER HIGHS

At Bats: 2, vs. Manhattan, 3/5/2016
 Runs: 1, at Duke, 4/15/2016
 Hits: 1, three times (last vs. Florida A&M, 5/1/2016)
 RBI: 1, at Duke, 4/15/2016

44 • MICHAEL BURNS OF

5-9 • 180 • JR • Littleton, Colo. • Cisco JC • Wichita State • Columbine
 • Started in right for all three games vs. Rutgers; went 3-for-12
 • Had two hits, three RBI and 1 double in Game 2 win vs. Rutgers
 • Spent freshman year at Wichita St. with teammate Jeb Bargfeldt
 • Diagnosed w/sarcoma in 2016 at Cisco College, now cancer-free
 • Missed Junior College World Series while undergoing treatment
 • Played in 41 games freshman season at Wichita St. w/21 starts

BURNS CAREER STATISTICS

| YEAR | AVG | GP-GS | AB | R | H | 2B | 3B | HR | RBI | SB-A |
|------|------|-------|----|---|---|----|----|----|-----|------|
| 2016 | .250 | 3-3 | 12 | 0 | 3 | 1 | 0 | 0 | 3 | 1-1 |

BURNS CAREER HIGHS

At Bats: 5, vs. Rutgers, 2/19/2017
 Hits: 2, vs. Rutgers, 2/18/2017
 RBI: 3, vs. Rutgers, 2/18/2017
 Walks: 1, vs. Rutgers, 2/17/2017
 Steals: 1, vs. Rutgers, 2/19/2017

9 • CARL CHESTER OF

6-0 • 205 • JR • Longwood, Fla. • Lake Brantley
 • Scored two runs in Game 2 win vs. Rutgers, 2 RBI in Game 3
 • Bated .333 w/three runs and .455 OBP in 2016 series vs. Florida
 • Named Preseason All-America Third Team by Baseball America
 • 1 of 55 players on 2017 Golden Spikes watch list by USA Baseball
 • Took big leap from Year 1 to Year 2; started all 64 games in CF
 • Led team with 15 sacrifice hits, 16 steals, 19 HBPs as sophomore
 • Dealt with nagging foot injury during fall, early parts of spring
 • Fastest player on team - will start in CF, hit leadoff for Miami
 • Selected in 38th round of 2014 MLB Draft by Milwaukee Brewers

CHESTER CAREER STATISTICS

| YEAR | AVG | GP-GS | AB | R | H | 2B | 3B | HR | RBI | SB-A |
|--------|------|---------|-----|----|-----|----|----|----|-----|-------|
| 2017 | .182 | 3-3 | 11 | 2 | 2 | 0 | 0 | 0 | 2 | 0-0 |
| 2016 | .336 | 64-64 | 253 | 56 | 85 | 9 | 0 | 2 | 29 | 16-26 |
| 2015 | .267 | 64-47 | 191 | 37 | 51 | 10 | 1 | 5 | 25 | 11-14 |
| CAREER | .303 | 131-114 | 456 | 95 | 138 | 19 | 1 | 7 | 54 | 27-40 |

CHESTER CAREER HIGHS

At Bats: 6, vs. Wake Forest, 3/21/2015
 Runs: 3, at Notre Dame, 4/10/2016
 Hits: 3, seven times (last vs. Pittsburgh, 5/15/2016)
 RBI: 3, seven times (last vs. Pittsburgh, 5/13/2016)
 Walks: 3, vs. Clemson, 3/26/2016
 Steals: 3, vs. Pittsburgh, 5/15/2016
 Hitting Streak: 7, twice (last in 2016)

51 • JAMES DAVISON OF

5-7 • 150 • JR • Chicago, Ill. • Howard Coll. • Morgan Park
 • 1st career hit was in 1st start - infield 1B in Game 3 vs. Rutgers
 • Saw action in first two games as defensive outfield replacement
 • Spent two seasons at Howard College in Big Spring, Texas
 • Ended career at Howard w/.419 AVG, 14 HR, 36 SB, 69 RBI, 86 RS
 • Named Chicago Public Schools' Player of the Year senior year
 • Selected in 39th round of 2014 MLB Draft by Chicago White Sox

DAVISON CAREER STATISTICS

| YEAR | AVG | GP-GS | AB | R | H | 2B | 3B | HR | RBI | SB-A |
|------|------|-------|----|---|---|----|----|----|-----|------|
| 2017 | .333 | 3-1 | 3 | 0 | 1 | 0 | 0 | 0 | 1 | 1-1 |

DAVISON CAREER HIGHS

At Bats: 3, vs. Rutgers, 2/19/2017
 Hits: 1, vs. Rutgers, 2/19/2017
 RBI: 1, vs. Rutgers, 2/19/2017
 Steals: 1, vs. Rutgers, 2/19/2017

7 • BRANDON GALI INF

5-11 • 170 • JR • Louisville, Ky. • Polk State • Eastern
 • Started at short all 3 games vs. Rutgers, had 3 hits, two runs
 • Spent two seasons at Polk State before joining UM this past fall
 • Will challenge for starting infield spot; can play short or second
 • Started at short and had one hit, one run scored in Alumni Game
 • Helped lead Eagles to conference championships in 2015/2016

GALI CAREER STATISTICS

| YEAR | AVG | GP-GS | AB | R | H | 2B | 3B | HR | RBI | SB-A |
|------|------|-------|----|---|---|----|----|----|-----|------|
| 2017 | .300 | 3-3 | 10 | 2 | 3 | 1 | 0 | 0 | 1 | 1-1 |

GALI CAREER HIGHS

At Bats: 5, vs. Rutgers, 2/19/2017
 Runs: 2, vs. Rutgers, 2/18/2017
 Hits: 3, vs. Rutgers, 2/17/2017
 RBI: 1, vs. Rutgers, 2/18/2017
 Walks: 1, vs. Rutgers, 2/18/2017

2017 MIAMI HURRICANES BASEBALL

40 • JOE GOMEZ C

- 6-0 • 190 • SR • Wellington, Fla. • Indian River • King's
- Started Game 2 vs. Rutgers behind plate, went 0-for-4
 - Saw action in 16 games with five starts in first season at Miami
 - Was team's primary backup catcher behind Zack Collins in '16
 - Helped lead high school to back-to-back district titles in '12/'13

GOMEZ CAREER STATISTICS

| YEAR | AVG | GP-GS | AB | R | H | 2B | 3B | HR | RBI | SB-A |
|------|------|-------|----|----|---|----|----|----|-----|------|
| 2017 | .000 | 1-1 | 4 | 0 | 0 | 0 | 0 | 0 | 0 | 0-0 |
| 2016 | .308 | 16-5 | 26 | 12 | 8 | 4 | 1 | 0 | 6 | 0-0 |

CAREER .267 17-6 30 12 8 4 1 0 6 0-0

GOMEZ CAREER HIGHS

At Bats: 4, three times (last vs. Rutgers, 2/18/2017)
Runs: 2, three times (last vs. Florida A&M, 5/1/2016)
Hits: 2, vs. Manhattan, 3/4/2016
RBI: 1, six times (last at Florida State [2], 5/21/2016)
Walks: 1, twice (last vs. Florida A&M, 4/30/2016)

10 • ROMY GONZALEZ INF

- 6-2 • 200 • SO • Miami, Fla. • American Senior
- Among top performers vs. Rutgers: .364, 4 H, 3 2B, 1 HR, 4 RBI
 - Crushed 3rd pitch he saw of year over LF fence for 2-R home run
 - Will be counted on to help replace some offense lost from 2016
 - Started Alumni Game at second; can play either third or second
 - Looked strong in first weekend at 2B, making transition from 3B
 - Known for power bat, had 5 doubles, one HR, 10 RBI in 2016
 - Full name is Roman, goes by "Romy"; played 2 seasons of HS FB

GONZALEZ CAREER STATISTICS

| YEAR | AVG | GP-GS | AB | R | H | 2B | 3B | HR | RBI | SB-A |
|------|------|-------|----|----|----|----|----|----|-----|------|
| 2017 | .364 | 3-3 | 11 | 3 | 4 | 3 | 0 | 1 | 4 | 2-2 |
| 2016 | .173 | 27-18 | 75 | 11 | 13 | 5 | 0 | 1 | 10 | 0-0 |

CAREER .197 30-21 86 14 17 8 0 2 14 2-2

GONZALEZ CAREER HIGHS

At Bats: 5, at Georgia Tech, 5/9/2016
Runs: 3, vs. Manhattan, 3/5/2016
Hits: 3, vs. Bethune-Cookman, 5/10/2016
RBI: 2, five times (last vs. Rutgers, 2/17/2017)
Walks: 2, vs. St. Thomas, 2/24/2016

16 • EDGAR MICHELANGELI INF

- 6-1 • 210 • R-SR • Miami, Fla • Florida Christian
- Started all 3 games at 3B vs. Rutgers, led UM w/4 runs scored
 - Key member of nation's #1 defense in 2016; just 3 errors at 3B
 - .269 w/5 HR & 40 RBI in '16; epic 2-HR, 7 RBI G3 vs. BC in Supers
 - Team-best 3-for-4 with 2-R home run, 4 RBI in Alumni Game
 - 2016 ACC Championship All-Tournament Team in Durham, N.C.
 - Walk-off 1B vs. Clemson in 11th in '16 gave Morris 1,000th UM W
 - Key member of 2016 team in first season starting at third base

MICHELANGELI CAREER STATISTICS

| YEAR | AVG | GP-GS | AB | R | H | 2B | 3B | HR | RBI | SB-A |
|------|------|-------|-----|----|----|----|----|----|-----|------|
| 2017 | .100 | 3-3 | 10 | 2 | 1 | 0 | 0 | 0 | 1 | 0-0 |
| 2016 | .269 | 62-61 | 219 | 35 | 59 | 8 | 1 | 5 | 40 | 1-3 |
| 2015 | .231 | 36-10 | 65 | 10 | 15 | 4 | 0 | 0 | 6 | 1-1 |
| 2014 | .196 | 18-10 | 46 | 4 | 9 | 3 | 0 | 0 | 9 | 0-1 |

CAREER .247 119-84 340 51 84 15 1 5 56 2-5

MICHELANGELI CAREER HIGHS

At Bats: 6, vs. Clemson, 3/26/2016
Runs: 3, vs. Manhattan, 3/5/2016
Hits: 4, vs. Clemson, 3/26/2016
RBI: 3, twice (last vs. NC State, 5/26/2016)
Walks: 2, vs. Wright State, 2/26/2015

4 • JOHNNY RUIZ INF

- 5-11 • 195 • JR • Coral Gables, FL • Westminster Chr.
- Named team captain prior to 2017 season with Ryan Guerra
 - Batted team-best .400 in 2016 series with Florida with 4 RBI
 - 28th round pick in MLB Draft by Houston, returned for senior yr
 - Second-team All-ACC 2B batted .342 with 4 HR, 57 RBI in 2016
 - Will be starting shortstop but will start at DH with elbow nag
 - Senior leader will be relied upon as Miami's top returning player
 - Started at 2B on D that ranked 1st nationally in fielding in 2016

RUIZ CAREER STATISTICS

| YEAR | AVG | GP-GS | AB | R | H | 2B | 3B | HR | RBI | SB-A |
|------|------|-------|-----|----|----|----|----|----|-----|------|
| 2017 | .100 | 3-3 | 10 | 2 | 1 | 0 | 0 | 0 | 1 | 0-1 |
| 2016 | .342 | 64-64 | 234 | 46 | 80 | 17 | 3 | 4 | 57 | 3-7 |
| 2015 | .315 | 47-21 | 108 | 16 | 34 | 3 | 1 | 0 | 19 | 0-0 |
| 2014 | .229 | 45-38 | 131 | 22 | 30 | 7 | 0 | 0 | 11 | 2-4 |

CAREER .300 159-126 483 86 145 27 4 4 88 5-12

RUIZ CAREER HIGHS

At Bats: 5, seven times (last at Duke, 4/17/2016)
Runs: 3, at Duke, 4/15/2016
Hits: 4, vs. Rutgers, 2/21/2016
RBI: 4, at Virginia Tech, 3/12/2016
Walks: 4, at Duke, 4/15/2016
Steals: 1, five times
Hitting Streak: 10 games (2016)

28 • ALEX SANCHEZ C

- 5-9 • 198 • JR • Harlem, N.Y. • Galveston • MCSM
- Spent two seasons at Galveston College in Galveston, Texas
 - Four-year player at Manhattan Center for Science & Mathematics
 - 2014 batting champ as senior in Public Schools Athletic League

SANCHEZ CAREER STATISTICS

| YEAR | AVG | GP-GS | AB | R | H | 2B | 3B | HR | RBI | SB-A |
|------|-----|-------|----|----|----|----|----|----|-----|------|
| 2017 | -- | -- | -- | -- | -- | -- | -- | -- | -- | -- |

21 • HUNTER TACKETT OF

- 6-3 • 186 • JR • Knoxville, Tenn. • NW Fla. St. • Auburn
- Started first two games of career in left vs. Rutgers (2/17-18)
 - Had pinch hit at bat in Game 3 and drew a walk in 9th inning
 - Named 2016 Florida Junior College Player of the Year at NWFSC
 - Batted .434 with 10 home runs, 59 RBI and 21 stolen bases in '16
 - Spent 2015 at Auburn; drafted in 36th round by MIL out of HS
 - Expected to compete for starting spot in outfield; big-time bat

TACKETT CAREER STATISTICS

| YEAR | AVG | GP-GS | AB | R | H | 2B | 3B | HR | RBI | SB-A |
|------|------|-------|----|---|---|----|----|----|-----|------|
| 2017 | .200 | 3-2 | 5 | 1 | 1 | 0 | 0 | 0 | 0 | 1-1 |

TACKETT CAREER HIGHS

At Bats: 3, vs. Rutgers, 2/18/2017
Hits: 1, vs. Rutgers, 2/18/2017
Walks: 1, twice (last vs. Rutgers, 2/19/2017)
Steals: 1, vs. Rutgers, 2/18/2017

0 • GREGORY VELIZ 1B/RHP

- 6-2 • 205 • FR • Key West, Fla.. • North Broward Prep
- Started Game 1 and 2 vs. Rutgers at 1B; also midweek starter
 - Was slated to make debut on mound vs. FIU, game postponed
 - Did not record any hits in six at bats against Scarlet Knights
 - Ranked No. 304 '16 Draft-eligible prospect by Baseball America
 - Ranked No. 127 high school player in class by Perfect Game
 - Ranked No. 19 HS player in state of Florida by Perfect Game

VELIZ CAREER STATISTICS


| YEAR | AVG | GP-GS | AB | R | H | 2B | 3B | HR | RBI | SB-A |
|------|------|-------|----|---|---|----|----|----|-----|------|
| 2017 | .000 | 2-2 | 6 | 0 | 0 | 0 | 0 | 0 | 0 | 0-0 |

VELIZ CAREER HIGHS

At Bats: 5, twice (last vs. Rutgers, 2/18/2017)

STARTING PITCHER PROFILES

55 JESSE LEPORE JR RHP BEVERLY HILLS, FLA. 6-4, 220 LB.



The Lepore Profile

B/T: R/R
High School: Trinity Catholic
Career Record: 10-0
Career ERA: 2.02

*2017 PRESEASON ALL-AMERICAN
 (COLLEGIATE BASEBALL)
 *2016 ACADEMIC ALL-ACC

Favorite Pitch: Fastball
Favorite Sport (non-baseball): Golf
Favorite Movie: Forgetting Sarah Marshall
Favorite Actor: Will Ferrell
Favorite Music Type: Country
Favorite Athlete (non-baseball): Tom Brady
Favorite Baseball Player: Noah Syndergaard
Favorite Park in ACC (non-MLF): Boshamer Stadium (Carolina)
Major: Business Management
Minor: Sports Administration

Junior (2017)...

Made first weekend start of career against Rutgers (2/17), earning Opening Day nod from head coach Jim Morris...Struck out seven batters and allowed just two his in six shutout innings to earn the victory against Scarlet Knights...Win improved him to 10-0 in his career.

Sophomore (2016)...

Served as team's midweek starter and finished with 9-0 record and 2.20 ERA...Made 14 appearances, including 13 starts...Struck out 57 batters in 73.2 innings and held opponents to .221 average...Earned first win of career with seven-strikeout performance in 5.2 innings against FGCU (March 2)...Struck out six batters in win over Maine (March 8)...Earned back-to-back road wins at UCF (March 16) and at FGCU (April 5), combining for 10 strikeouts and two earned runs over 12 innings...Struck out career-high eight batters in win over FGCU (May 17) in final regular season start...Earned first win over ACC opponent with six innings against Georgia Tech (May 25) at ACC Championship in Durham, N.C...Started Coral Gables Regional finale vs. Long Beach State (June 5) but was removed after three innings due to injury...Did not pitch in NCAA Super Regional or College World Series.

True Freshman (2015)...

Saw action in 10 games in first season and recorded 1.93 ERA...Struck out 10 batters in 14.0 innings...Made career debut vs. Rutgers (Feb. 14)...Tossed 2.0 innings at Florida (Feb. 20)...Recorded first career strikeout at FGCU (March 10)...Tossed 1.0 scoreless inning at Wake Forest (March 20)...Struck out two batters in 2.0 scoreless innings vs. Florida State (April 24)...Pitched 1.0 scoreless inning vs. Bethune-Cookman (May 6) with two strikeouts...Made final appearance of season vs. NYIT (May 8), striking out career-high four batters and surrendering just one hit.

High School/Prep...

Ranked No. 210 national high school prospect by Perfect Game...Four-year letterwinner at Trinity Catholic...Led team to state championship in final season...Named 2014 FACA 4A Player of the Year and 2014 Florida Dairy Farmers 4A Player of the Year..Earned Pitcher of the Year recognition from Ocala Star-Banner in 2014...Finished final season with 8-1 record...Struck out 97 batters in 55.1 innings, allowing just five earned runs with 0.63 ERA...Struck out 111 batters junior season, finishing with 1.2 ERA.

Personal...

Son of John and Linda...Has two brothers, Jon (28) and Joe (25)...Won English Award and Student-Athlete Award in final year at Trinity Catholic...Boasted 4.4 cumulative GPA...Member of Spanish Honor Society.

LEPORE CAREER HIGHS

Innings: 7.0, at FGCU, 4/5/2016
Hits Allowed: 6, four times (last at UCF, 3/16/2016)
Runs Allowed: 3, twice (last vs. FGCU, 5/17/2016)
Earned Runs Allowed: 3, vs. FGCU, 5/17/2016
Strikeouts: 8, vs. FGCU, 5/17/2016
Walks: 4, three times (last vs. FAU, 4/20/2016)

LEPORE CAREER STATISTICS

| YEAR | ERA | W-L | APP | IP | H | R | ER | BB | SO | B/AVG |
|---------------|-------------|-------------|-----------|-------------|-----------|-----------|-----------|-----------|-----------|-------------|
| 2017 | 0.00 | 1-0 | 1 | 6.0 | 2 | 0 | 0 | 0 | 7 | .111 |
| 2016 | 2.20 | 9-0 | 14 | 73.2 | 59 | 21 | 18 | 28 | 57 | .221 |
| 2015 | 1.93 | 0-0 | 10 | 14.0 | 13 | 5 | 3 | 7 | 10 | .236 |
| CAREER | 2.16 | 10-0 | 25 | 93.2 | 74 | 26 | 21 | 35 | 74 | .218 |

Lepore in 2017

| DATE | OPPON. | W/L | IP | H | R | ER | BB | K | NP |
|------|---------|-----|-----|---|---|----|----|---|----|
| 2/17 | Rutgers | W | 6.0 | 2 | 0 | 0 | 0 | 7 | 84 |

STARTING PITCHER PROFILES

19 JEB BARGFELDT JR LHP OWASSO, OKLA. 6-0, 175 LB.



The Bargfeldt Profile

B/T: R/R
High School: Owasso
Junior College: Cisco (TX)
Other College: Wichita State
Career Record: 1-0
Career ERA: 1.59

Favorite Pitch: Changeup
Favorite Sport (non-baseball): Football
Favorite Movie: Lone Survivor
Favorite Actor: Matt Damon
Favorite Music Type: Country
Favorite Athlete (non-baseball): Russell Wilson
Favorite Baseball Player: Madison Bumgarner
Favorite Junk Food: Chocolate chip cookies
Major: Criminology
Minors: Communications, History

Junior (2017)...

Made first start of Miami career against Rutgers (2/18), tossing 5.2 impressive innings...Scattered five hits and two runs (one earned) with five strikeouts... Father John, head coach of Tulsa softball team, and members of Golden Hurricanes softball were in town for tournament at nearby FAU and watched Jeb make Miami debut...Has been teammate and roommate of fellow Hurricane Michael Burns for three years - first at Wichita State, then at Cisco College, now at Miami.

Before Miami...

Helped lead Cisco College to Junior College World Series in 2016...Finished only season with Wranglers with 12-1 record...Pitched at Wichita State in 2015 and finished 3-4 in 12 starts...Recorded 4.45 ERA in 58.2 innings with Shockers.

High School/Prep...

Four-year letterwinner at Owasso...Helped lead team to 2013 state championship and perfect 36-0 record...Earned 2014 Rawlings Gold Glove...Named 2013 Louisville Slugger All-American.

Personal...

Parents are John and Barbara...Has one brother and one sister...Father played professional baseball in Chicago Cubs organization and is current head softball coach at Tulsa...Mother works for Oklahoma Heart Institute.

BARGFELDT CAREER HIGHS

Innings: 5.2, vs. Rutgers, 2/18/2017
Hits Allowed: 5, vs. Rutgers, 2/18/2017
Runs Allowed: 2, vs. Rutgers, 2/18/2017
Earned Runs Allowed: 1, vs. Rutgers, 2/18/2017
Strikeouts: 5, vs. Rutgers, 2/18/2017
Walks: 2, vs. Rutgers, 2/18/2017

BARGFELDT CAREER STATISTICS


| YEAR | ERA | W-L | APP | IP | H | R | ER | BB | SO | B/AVG |
|--------|------|-----|-----|-----|---|---|----|----|----|-------|
| 2017 | 1.59 | 1-0 | 1 | 5.2 | 5 | 2 | 1 | 2 | 5 | .238 |
| CAREER | 1.59 | 1-0 | 1 | 5.2 | 5 | 2 | 1 | 2 | 5 | .238 |

Bargfeldt in 2017

| DATE | OPPON. | W/L | IP | H | R | ER | BB | K | NP |
|------|---------|-----|-----|---|---|----|----|---|----|
| 2/18 | Rutgers | W | 5.2 | 5 | 2 | 1 | 2 | 5 | 86 |

STARTING PITCHER PROFILES

18 MICHAEL MEDIAVILLA JR LHP HIALEAH, FLA. 6-5, 225 LB.



The Mediavilla Profile

B/T: R/L

High School: Mater Academy

Career Record: 14-5

Career ERA: 3.10

*2017 PRESEASON ALL-AMERICAN

*2016 RAWLINGS ALL-AMERICAN

*2016 ALL-ACC SECOND TEAM

*2015 FRESHMAN ALL-AMERICAN

Favorite Pitch: Fastball

Favorite Sport (non-baseball): Football

Favorite Movie: Benchwarmers

Favorite Actor: The Rock

Favorite Musician/Band: Zac Brown Band

Favorite Athlete (non-baseball): Tom Brady

Favorite Baseball Player: Derek Jeter

Favorite Park in ACC (non-MLF): Dick Howser Stadium (FSU)

Major: Sports Administration

Minor: Education

Junior (2017)...

Started series finale against Rutgers (Feb. 19) and allowed six runs (three earned) in 3.1 innings.

Sophomore (2016)...

Recognized with second-team All-America honors from ABCA/Rawlings after shining in first season as member of weekend rotation...Earned third-team All-ACC honors...Recorded 11-2 record and 3.40 ERA in 18 starts...Led all pitchers with 85 strikeouts in team-high 103.1 innings...Walked 43 batters...Held opponents to .233 average, lowest among weekend starters...Became Miami's first 11-game winner since 2008...Finished home regular season schedule with 7-0 record and 1.70 ERA in regular season...Tossed at least six innings in 12 of 18 starts, and went seven innings in five starts...Earned wins over six ranked teams in regular season...Struck out career-high nine batters in start at Virginia Tech (March 12)...Helped clinch first series victory over Florida State in Tallahassee since 2008 with six innings in Game 1 of doubleheader (May 21)...Allowed just two runs in six innings in start against Seminoles at ACC Championship in Durham, N.C. (May 28)...Exited with no-decision but tossed seven strong innings with six strikeouts against Long Beach State (June 4) in NCAA Coral Gables Regional start...Struck out seven batters in career-long 7.2 innings in NCAA Super Regional start vs. Boston College (June 10)...Started College World Series opener vs. Arizona (June 18), pitched five innings.

True Freshman (2015)...

Served as team's top lefthanded reliever in first season and turned in dominant campaign...Recognized with Louisville Slugger Freshman All-America honors from Collegiate Baseball Newspaper...Recorded 1.94 ERA in team-leading 37 appearances (lowest among qualifying relievers), totaling 53 strikeouts in 41.2 innings...Held opponents to paltry .182 batting average and finished with 3-2 record...53 strikeouts were most among all relievers and fifth-most on staff...Struck out more than one batter in 13 of 37 appearances...Made career debut on Opening Day vs. Rutgers (Feb. 13), tossing 0.2 innings with one strikeout...Made two relief appearances in team's series at Florida (Feb. 20-22) with three strikeouts...Set career high with four strikeouts in 2.0 clean innings of relief at North Carolina (March 28)...Tossed 2.0 innings in back-to-back NCAA Coral Gables Super Regional games vs. VCU (June 5-6) and combined to strike out five batters...Saw action in all three games of team's run at College World Series, tossing 3.2 combined innings with three combined strikeouts.

High School/Prep...

Selected by Cincinnati Reds in 40th Round of 2014 MLB First-Year Player Draft...Ranked No. 240 national high school prospect by Perfect Game...Four-year letterwinner at Mater Academy...Helped lead Mater to 2014 state championship and back-to-back district championships...Finished career with 25-4 record and 237 strikeouts.

Personal...

Parents are Angel and Raysa...Has three siblings - one brother and two sisters.

MEDIAVILLA CAREER HIGHS

Innings: 7.2, vs. Boston College, 6/10/2016

Hits Allowed: 8, twice (last at Georgia Tech, 5/8/2016)

Runs Allowed: 8, at Duke, 4/16/2016

Earned Runs Allowed: 8, at Duke, 4/16/2016

Strikeouts: 9, at Virginia Tech, 3/12/2016

Walks: 5, vs. Virginia, 4/23/2016

CAREER STATISTICS

| YEAR | ERA | W-L | APP | IP | H | R | ER | BB | SO | B/AVG |
|---------------|-------------|-------------|-----------|--------------|------------|-----------|-----------|-----------|------------|-------------|
| 2017 | 8.10 | 0-1 | 1 | 3.1 | 4 | 6 | 3 | 2 | 2 | .267 |
| 2016 | 3.40 | 11-2 | 18 | 103.1 | 88 | 42 | 39 | 43 | 85 | .233 |
| 2015 | 1.94 | 3-2 | 37 | 41.2 | 26 | 13 | 9 | 19 | 53 | .182 |
| CAREER | 3.10 | 14-5 | 56 | 148.1 | 118 | 61 | 51 | 64 | 140 | .220 |

Mediavilla in 2017

| DATE | OPPON. | W/L | IP | H | R | ER | BB | K | NP |
|------|---------|-----|-----|---|---|----|----|---|----|
| 2/19 | Rutgers | L | 3.1 | 4 | 6 | 3 | 2 | 2 | 88 |



2017 Miami Hurricanes Baseball Overall Statistics for Miami (FL) (as of Feb 19, 2017) (All games Sorted by Batting avg)



Record: 2-1 Home: 2-1 Away: 0-0 ACC: 0-0

| Player | avg | gp-gs | ab | r | h | 2b | 3b | hr | rbi | tb | slg% | bb | hp | so | gdp | ob% | sf | sh | sb-att | po | a | e | fld% |
|--------------------|-------|-------|-----|----|----|----|----|----|-----|----|-------|----|----|----|-----|-------|----|----|--------|----|----|---|-------|
| Michael Amditis | .429 | 2-2 | 7 | 1 | 3 | 1 | 0 | 0 | 3 | 4 | .571 | 0 | 0 | 1 | 0 | .429 | 0 | 0 | 0-0 | 12 | 0 | 2 | .857 |
| Romy Gonzalez | .364 | 3-3 | 11 | 3 | 4 | 3 | 0 | 1 | 4 | 10 | .909 | 1 | 0 | 3 | 0 | .417 | 0 | 0 | 2-2 | 9 | 12 | 0 | 1.000 |
| James Davison | .333 | 3-1 | 3 | 0 | 1 | 0 | 0 | 0 | 1 | 1 | .333 | 3 | 0 | 2 | 0 | .667 | 0 | 0 | 1-1 | 1 | 0 | 0 | 1.000 |
| Brandon Gali | .300 | 3-3 | 10 | 2 | 3 | 1 | 0 | 0 | 1 | 4 | .400 | 1 | 0 | 2 | 0 | .364 | 0 | 0 | 1-1 | 6 | 11 | 0 | 1.000 |
| Michael Burns | .250 | 3-3 | 12 | 0 | 3 | 1 | 0 | 0 | 3 | 4 | .333 | 1 | 1 | 1 | 0 | .357 | 0 | 0 | 1-1 | 6 | 0 | 2 | .750 |
| Hunter Tackett | .200 | 3-2 | 5 | 1 | 1 | 0 | 0 | 0 | 0 | 1 | .200 | 2 | 0 | 1 | 0 | .429 | 0 | 0 | 1-1 | 3 | 0 | 0 | 1.000 |
| Carl Chester | .182 | 3-3 | 11 | 2 | 2 | 0 | 0 | 0 | 2 | 2 | .182 | 2 | 0 | 2 | 0 | .308 | 0 | 0 | 0-0 | 7 | 0 | 0 | 1.000 |
| Edgar Michelangeli | .100 | 3-3 | 10 | 4 | 1 | 0 | 0 | 0 | 0 | 1 | .100 | 2 | 1 | 2 | 0 | .308 | 0 | 0 | 0-0 | 0 | 3 | 0 | 1.000 |
| Johnny Ruiz | .100 | 3-3 | 10 | 2 | 1 | 0 | 0 | 0 | 1 | 1 | .100 | 2 | 0 | 3 | 1 | .250 | 0 | 0 | 0-1 | 0 | 0 | 0 | .000 |
| Gregory Veliz | .000 | 2-2 | 6 | 0 | 0 | 0 | 0 | 0 | 0 | 0 | .000 | 0 | 0 | 3 | 0 | .000 | 0 | 0 | 0-0 | 9 | 0 | 0 | 1.000 |
| Christopher Barr | .000 | 3-1 | 4 | 2 | 0 | 0 | 0 | 0 | 1 | 0 | .000 | 3 | 0 | 0 | 0 | .429 | 0 | 0 | 0-0 | 20 | 1 | 0 | 1.000 |
| ----- | | | | | | | | | | | | | | | | | | | | | | | |
| Nico Baldor | 1.000 | 2-0 | 1 | 0 | 1 | 0 | 0 | 0 | 0 | 1 | 1.000 | 0 | 0 | 0 | 0 | 1.000 | 0 | 0 | 0-0 | 0 | 0 | 0 | .000 |
| Joe Gomez | .000 | 1-1 | 4 | 0 | 0 | 0 | 0 | 0 | 0 | 0 | .000 | 0 | 0 | 2 | 0 | .000 | 0 | 0 | 0-0 | 7 | 0 | 1 | .875 |
| Randy Batista | .000 | 1-0 | 1 | 0 | 0 | 0 | 0 | 0 | 0 | 0 | .000 | 0 | 0 | 1 | 0 | .000 | 0 | 0 | 0-0 | 0 | 1 | 0 | 1.000 |
| Totals | .211 | 3 | 95 | 17 | 20 | 6 | 0 | 1 | 16 | 29 | .305 | 17 | 2 | 23 | 1 | .342 | 0 | 0 | 6-7 | 81 | 32 | 7 | .942 |
| Opponents | .275 | 3 | 102 | 21 | 28 | 5 | 0 | 3 | 19 | 42 | .412 | 13 | 1 | 20 | 5 | .362 | 0 | 2 | 4-4 | 75 | 29 | 4 | .963 |

LOB - Team (22), Opp (16). DPs turned - Team (5), Opp (1).

(All games Sorted by Earned run avg)

| Player | era | w-l | app | gs | cg | sho | sv | ip | h | r | er | bb | so | 2b | 3b | hr | b/avg | wp | hp | bks | sfa | sha | |
|--------------------|-------|-----|-----|----|----|-----|----|------|----|----|----|----|----|----|----|----|-------|----|----|-----|-----|-----|--|
| Jesse Lepore | 0.00 | 1-0 | 1 | 1 | 0 | 0/1 | 0 | 6.0 | 2 | 0 | 0 | 0 | 7 | 0 | 0 | 0 | .111 | 0 | 0 | 0 | 0 | 1 | |
| Jeb Bargfeldt | 1.59 | 1-0 | 1 | 1 | 0 | 0/0 | 0 | 5.2 | 5 | 2 | 1 | 2 | 5 | 0 | 0 | 1 | .238 | 0 | 1 | 0 | 0 | 0 | |
| Michael Mediavilla | 8.10 | 0-1 | 1 | 1 | 0 | 0/0 | 0 | 3.1 | 4 | 6 | 3 | 2 | 2 | 2 | 0 | 0 | .267 | 0 | 0 | 1 | 0 | 0 | |
| Andrew Cabezas | 8.10 | 0-0 | 2 | 0 | 0 | 0/1 | 0 | 3.1 | 5 | 3 | 3 | 2 | 3 | 0 | 0 | 0 | .385 | 1 | 0 | 0 | 0 | 1 | |
| ----- | | | | | | | | | | | | | | | | | | | | | | | |
| Albert Maury Jr. | 0.00 | 0-0 | 1 | 0 | 0 | 0/0 | 0 | 2.1 | 3 | 0 | 0 | 0 | 0 | 0 | 0 | 0 | .333 | 0 | 0 | 0 | 0 | 0 | |
| Ryan Guerra | 0.00 | 0-0 | 1 | 0 | 0 | 0/0 | 0 | 1.2 | 2 | 0 | 0 | 0 | 0 | 0 | 0 | 0 | .333 | 0 | 0 | 0 | 0 | 0 | |
| Frankie Bartow | 0.00 | 0-0 | 1 | 0 | 0 | 0/1 | 1 | 1.0 | 0 | 0 | 0 | 0 | 0 | 0 | 0 | 0 | .000 | 0 | 0 | 0 | 0 | 0 | |
| Evan McKendry | 16.20 | 0-0 | 1 | 0 | 0 | 0/0 | 0 | 1.2 | 3 | 3 | 3 | 3 | 0 | 1 | 0 | 1 | .429 | 0 | 0 | 0 | 0 | 0 | |
| Mason Studstill | 18.00 | 0-0 | 1 | 0 | 0 | 0/0 | 0 | 1.0 | 1 | 2 | 2 | 1 | 2 | 0 | 0 | 1 | .250 | 0 | 0 | 0 | 0 | 0 | |
| Daniel Rivero | 27.00 | 0-0 | 1 | 0 | 0 | 0/0 | 0 | 1.0 | 2 | 3 | 3 | 2 | 1 | 1 | 0 | 0 | .400 | 0 | 0 | 0 | 0 | 0 | |
| Michael Perez | 99.00 | 0-0 | 1 | 0 | 0 | 0/0 | 0 | 0.0 | 1 | 2 | 2 | 1 | 0 | 1 | 0 | 0 | 1.000 | 0 | 0 | 0 | 0 | 0 | |
| Totals | 5.67 | 2-1 | 3 | 3 | 0 | 1/1 | 1 | 27.0 | 28 | 21 | 17 | 13 | 20 | 5 | 0 | 3 | .275 | 1 | 1 | 1 | 0 | 2 | |
| Opponents | 5.76 | 1-2 | 3 | 3 | 0 | 0/0 | 0 | 25.0 | 20 | 17 | 16 | 17 | 23 | 6 | 0 | 1 | .211 | 3 | 2 | 1 | 0 | 0 | |

Pickoffs - Team (2), Cabezas, A. 1, Mediavilla 1.



**2017 Miami Hurricanes Baseball
Overall Statistics for Miami (FL) (as of Feb 19, 2017)
(All games Sorted by Fielding pct)**



| Player | c | po | a | e | fld% | dp | sba | csb | sba% | pb | ci |
|--------------------|-----|----|----|---|-------|----|-----|-----|-------|----|----|
| Romy Gonzalez | 21 | 9 | 12 | 0 | 1.000 | 5 | 0 | 0 | --- | 0 | 0 |
| Christopher Barr | 21 | 20 | 1 | 0 | 1.000 | 3 | 0 | 0 | --- | 0 | 0 |
| Brandon Gali | 17 | 6 | 11 | 0 | 1.000 | 5 | 0 | 0 | --- | 0 | 0 |
| Gregory Veliz | 9 | 9 | 0 | 0 | 1.000 | 2 | 0 | 0 | --- | 0 | 0 |
| Carl Chester | 7 | 7 | 0 | 0 | 1.000 | 0 | 0 | 0 | --- | 0 | 0 |
| Edgar Michelangeli | 3 | 0 | 3 | 0 | 1.000 | 0 | 0 | 0 | --- | 0 | 0 |
| Hunter Tackett | 3 | 3 | 0 | 0 | 1.000 | 0 | 0 | 0 | --- | 0 | 0 |
| Ryan Guerra | 1 | 1 | 0 | 0 | 1.000 | 0 | 0 | 0 | --- | 0 | 0 |
| Jesse Lepore | 1 | 0 | 1 | 0 | 1.000 | 0 | 0 | 0 | --- | 0 | 0 |
| James Davison | 1 | 1 | 0 | 0 | 1.000 | 0 | 0 | 0 | --- | 0 | 0 |
| Albert Maury Jr. | 1 | 0 | 1 | 0 | 1.000 | 0 | 0 | 0 | --- | 0 | 0 |
| Randy Batista | 1 | 0 | 1 | 0 | 1.000 | 0 | 0 | 0 | --- | 0 | 0 |
| Andrew Cabezas | 1 | 0 | 1 | 0 | 1.000 | 0 | 0 | 0 | --- | 0 | 0 |
| Joe Gomez | 8 | 7 | 0 | 1 | .875 | 0 | 0 | 0 | --- | 0 | 0 |
| Michael Amditis | 14 | 12 | 0 | 2 | .857 | 0 | 3 | 0 | 1.000 | 0 | 0 |
| Michael Burns | 8 | 6 | 0 | 2 | .750 | 0 | 0 | 0 | --- | 0 | 0 |
| Michael Mediavilla | 2 | 0 | 1 | 1 | .500 | 0 | 1 | 0 | 1.000 | 0 | 0 |
| Michael Perez | 1 | 0 | 0 | 1 | .000 | 0 | 0 | 0 | --- | 0 | 0 |
| Mason Studstill | 0 | 0 | 0 | 0 | .000 | 0 | 0 | 0 | --- | 0 | 0 |
| Jeb Bargfeldt | 0 | 0 | 0 | 0 | .000 | 0 | 0 | 0 | --- | 0 | 0 |
| Nico Baldor | 0 | 0 | 0 | 0 | .000 | 0 | 0 | 0 | --- | 0 | 0 |
| Johnny Ruiz | 0 | 0 | 0 | 0 | .000 | 0 | 0 | 0 | --- | 0 | 0 |
| Daniel Rivero | 0 | 0 | 0 | 0 | .000 | 0 | 0 | 0 | --- | 0 | 0 |
| Frankie Bartow | 0 | 0 | 0 | 0 | .000 | 0 | 0 | 0 | --- | 0 | 0 |
| Evan McKendry | 0 | 0 | 0 | 0 | .000 | 0 | 2 | 0 | 1.000 | 0 | 0 |
| Totals | 120 | 81 | 32 | 7 | .942 | 5 | 4 | 0 | 1.000 | 0 | 0 |
| Opponents | 108 | 75 | 29 | 4 | .963 | 1 | 6 | 1 | .857 | 0 | 0 |

Hitting minimums - 2 Games 2 AB
Pitching minimums - 1 Games 1.0 IP/Game



2017 Miami Hurricanes Baseball
Overall Statistics for Miami (FL) (as of Feb 22, 2017)
(2016 Series vs. Florida Sorted by Batting avg)



Record: 1-2 Home: 1-2 Away: 0-0 ACC: 0-0

| Player | avg | gp-gs | ab | r | h | 2b | 3b | hr | rbi | tb | slg% | bb | hp | so | gdp | ob% | sf | sh | sb-att | po | a | e | fld% |
|--------------------|------|-------|-----|----|----|----|----|----|-----|----|------|----|----|----|-----|------|----|----|--------|----|----|---|-------|
| Johnny Ruiz | .400 | 3-3 | 10 | 0 | 4 | 2 | 0 | 0 | 4 | 6 | .600 | 0 | 1 | 2 | 0 | .455 | 0 | 0 | 0-0 | 12 | 8 | 0 | 1.000 |
| Carl Chester | .333 | 3-3 | 9 | 3 | 3 | 1 | 0 | 0 | 0 | 4 | .444 | 0 | 2 | 3 | 0 | .455 | 0 | 2 | 0-1 | 7 | 0 | 0 | 1.000 |
| Zack Collins | .222 | 3-3 | 9 | 0 | 2 | 0 | 0 | 0 | 4 | 2 | .222 | 2 | 0 | 1 | 1 | .364 | 0 | 0 | 0-0 | 12 | 1 | 1 | .929 |
| Jacob Heyward | .222 | 3-3 | 9 | 2 | 2 | 0 | 0 | 0 | 0 | 2 | .222 | 1 | 0 | 4 | 0 | .300 | 0 | 1 | 0-1 | 5 | 1 | 0 | 1.000 |
| Christopher Barr | .182 | 3-3 | 11 | 1 | 2 | 0 | 0 | 0 | 0 | 2 | .182 | 1 | 1 | 3 | 0 | .308 | 0 | 0 | 0-0 | 25 | 3 | 0 | 1.000 |
| Edgar Michelangeli | .111 | 3-3 | 9 | 1 | 1 | 0 | 0 | 0 | 0 | 1 | .111 | 2 | 0 | 2 | 0 | .273 | 0 | 0 | 0-0 | 3 | 5 | 0 | 1.000 |
| Willie Abreu | .100 | 3-3 | 10 | 0 | 1 | 0 | 0 | 0 | 0 | 1 | .100 | 0 | 0 | 7 | 0 | .100 | 0 | 1 | 0-0 | 11 | 0 | 0 | 1.000 |
| Romy Gonzalez | .000 | 3-3 | 10 | 0 | 0 | 0 | 0 | 0 | 0 | 0 | .000 | 0 | 0 | 5 | 1 | .000 | 0 | 0 | 0-0 | 3 | 5 | 1 | .889 |
| ----- | | | | | | | | | | | | | | | | | | | | | | | |
| Peter Crocitto | .250 | 2-2 | 4 | 1 | 1 | 1 | 0 | 0 | 0 | 2 | .500 | 0 | 0 | 0 | 0 | .250 | 0 | 1 | 0-0 | 0 | 0 | 0 | .000 |
| Brandon Lopez | .000 | 1-1 | 3 | 0 | 0 | 0 | 0 | 0 | 0 | 0 | .000 | 0 | 0 | 3 | 0 | .000 | 0 | 0 | 0-0 | 2 | 3 | 0 | 1.000 |
| Randy Batista | .000 | 2-0 | 2 | 0 | 0 | 0 | 0 | 0 | 0 | 0 | .000 | 0 | 0 | 2 | 0 | .000 | 0 | 0 | 0-0 | 0 | 0 | 0 | .000 |
| Totals | .186 | 3 | 86 | 8 | 16 | 4 | 0 | 0 | 8 | 20 | .233 | 6 | 4 | 32 | 2 | .271 | 0 | 5 | 0-2 | 81 | 36 | 3 | .975 |
| Opponents | .270 | 3 | 100 | 15 | 27 | 4 | 1 | 2 | 14 | 39 | .390 | 13 | 1 | 12 | 1 | .360 | 0 | 3 | 2-4 | 78 | 28 | 3 | .972 |

LOB - Team (15), Opp (21). DPs turned - Team (1), Opp (2).

(2016 Series vs. Florida Sorted by Earned run avg)

| Player | era | w-l | app | gs | cg | sho | sv | ip | h | r | er | bb | so | 2b | 3b | hr | b/avg | wp | hp | bks | sfa | sha |
|--------------------|-------|-----|-----|----|----|-----|----|------|----|----|----|----|----|----|----|----|-------|----|----|-----|-----|-----|
| Jesse Lepore | 0.00 | 0-0 | 1 | 0 | 0 | 0/0 | 0 | 3.0 | 1 | 0 | 0 | 3 | 1 | 0 | 0 | 0 | .125 | 1 | 0 | 0 | 0 | 0 |
| Michael Mediavilla | 1.80 | 1-0 | 1 | 1 | 0 | 0/0 | 0 | 5.0 | 2 | 1 | 1 | 4 | 4 | 0 | 0 | 0 | .111 | 0 | 0 | 0 | 0 | 0 |
| Danny Garcia | 5.06 | 0-1 | 1 | 1 | 0 | 0/0 | 0 | 5.1 | 7 | 4 | 3 | 2 | 1 | 0 | 0 | 0 | .389 | 0 | 1 | 0 | 0 | 2 |
| Thomas Woodrey | 9.00 | 0-1 | 1 | 1 | 0 | 0/0 | 0 | 5.0 | 7 | 5 | 5 | 2 | 0 | 0 | 0 | 2 | .350 | 0 | 0 | 0 | 0 | 1 |
| ----- | | | | | | | | | | | | | | | | | | | | | | |
| Isaiah Musa | 0.00 | 0-0 | 1 | 0 | 0 | 0/0 | 0 | 1.0 | 1 | 0 | 0 | 1 | 0 | 0 | 0 | 0 | .250 | 0 | 0 | 0 | 0 | 0 |
| Keven Pimentel | 0.00 | 0-0 | 1 | 0 | 0 | 0/0 | 0 | 1.0 | 1 | 0 | 0 | 0 | 0 | 1 | 0 | 0 | .250 | 0 | 0 | 0 | 0 | 0 |
| Devin Meyer | 0.00 | 0-0 | 1 | 0 | 0 | 0/0 | 0 | 1.0 | 0 | 0 | 0 | 0 | 0 | 0 | 0 | 0 | .000 | 0 | 0 | 0 | 0 | 0 |
| Bryan Garcia | 0.00 | 0-0 | 1 | 0 | 0 | 0/0 | 1 | 0.1 | 1 | 0 | 0 | 0 | 1 | 0 | 0 | 0 | .500 | 0 | 0 | 0 | 0 | 0 |
| Frankie Bartow | 3.86 | 0-0 | 1 | 0 | 0 | 0/0 | 0 | 2.1 | 3 | 1 | 1 | 0 | 1 | 2 | 0 | 0 | .300 | 0 | 0 | 0 | 0 | 0 |
| Cooper Hammond | 6.75 | 0-0 | 1 | 0 | 0 | 0/0 | 0 | 1.1 | 1 | 1 | 1 | 0 | 3 | 1 | 0 | 0 | .200 | 0 | 0 | 0 | 0 | 0 |
| Andrew Cabezas | 16.20 | 0-0 | 1 | 0 | 0 | 0/0 | 0 | 1.2 | 3 | 3 | 3 | 1 | 1 | 0 | 1 | 0 | .375 | 0 | 0 | 0 | 0 | 0 |
| Totals | 4.67 | 1-2 | 3 | 3 | 0 | 0/0 | 1 | 27.0 | 27 | 15 | 14 | 13 | 12 | 4 | 1 | 2 | .270 | 1 | 1 | 0 | 0 | 3 |
| Opponents | 2.08 | 2-1 | 3 | 3 | 1 | 1/0 | 0 | 26.0 | 16 | 8 | 6 | 6 | 32 | 4 | 0 | 0 | .186 | 1 | 4 | 0 | 0 | 5 |

PB - Team (0), Opp (1). Pickoffs - Team (2), Lepore, J. 1, Garcia, D. 1, Opp (1).



**2017 Miami Hurricanes Baseball
Overall Statistics for Miami (FL) (as of Feb 22, 2017)
(2016 Series vs. Florida Sorted by Fielding pct)**



| Player | c | po | a | e | fld% | dp | sba | csb | sba% | pb | ci |
|--------------------|-----|----|----|---|-------|----|-----|-----|-------|----|----|
| Christopher Barr | 28 | 25 | 3 | 0 | 1.000 | 1 | 0 | 0 | --- | 0 | 0 |
| Johnny Ruiz | 20 | 12 | 8 | 0 | 1.000 | 1 | 0 | 0 | --- | 0 | 0 |
| Willie Abreu | 11 | 11 | 0 | 0 | 1.000 | 0 | 0 | 0 | --- | 0 | 0 |
| Edgar Michelangeli | 8 | 3 | 5 | 0 | 1.000 | 1 | 0 | 0 | --- | 0 | 0 |
| Carl Chester | 7 | 7 | 0 | 0 | 1.000 | 0 | 0 | 0 | --- | 0 | 0 |
| Jacob Heyward | 6 | 5 | 1 | 0 | 1.000 | 0 | 0 | 0 | --- | 0 | 0 |
| Brandon Lopez | 5 | 2 | 3 | 0 | 1.000 | 0 | 0 | 0 | --- | 0 | 0 |
| Michael Mediavilla | 3 | 1 | 2 | 0 | 1.000 | 0 | 2 | 0 | 1.000 | 0 | 0 |
| Keven Pimentel | 1 | 0 | 1 | 0 | 1.000 | 0 | 0 | 0 | --- | 0 | 0 |
| Andrew Cabezas | 1 | 0 | 1 | 0 | 1.000 | 0 | 0 | 0 | --- | 0 | 0 |
| Thomas Woodrey | 1 | 0 | 1 | 0 | 1.000 | 0 | 0 | 1 | .000 | 0 | 0 |
| Jesse Lepore | 1 | 0 | 1 | 0 | 1.000 | 0 | 0 | 0 | --- | 0 | 0 |
| Zack Collins | 14 | 12 | 1 | 1 | .929 | 0 | 2 | 1 | .667 | 0 | 0 |
| Romy Gonzalez | 9 | 3 | 5 | 1 | .889 | 0 | 0 | 0 | --- | 0 | 0 |
| Danny Garcia | 5 | 0 | 4 | 1 | .800 | 0 | 0 | 1 | .000 | 0 | 0 |
| Isaiah Musa | 0 | 0 | 0 | 0 | .000 | 0 | 0 | 0 | --- | 0 | 0 |
| Bryan Garcia | 0 | 0 | 0 | 0 | .000 | 0 | 0 | 0 | --- | 0 | 0 |
| Frankie Bartow | 0 | 0 | 0 | 0 | .000 | 0 | 0 | 0 | --- | 0 | 0 |
| Peter Crocitto | 0 | 0 | 0 | 0 | .000 | 0 | 0 | 0 | --- | 0 | 0 |
| Devin Meyer | 0 | 0 | 0 | 0 | .000 | 0 | 0 | 0 | --- | 0 | 0 |
| Randy Batista | 0 | 0 | 0 | 0 | .000 | 0 | 0 | 0 | --- | 0 | 0 |
| Cooper Hammond | 0 | 0 | 0 | 0 | .000 | 0 | 0 | 0 | --- | 0 | 0 |
| Totals | 120 | 81 | 36 | 3 | .975 | 1 | 2 | 2 | .500 | 0 | 0 |
| Opponents | 109 | 78 | 28 | 3 | .972 | 2 | 0 | 2 | .000 | 1 | 0 |

Hitting minimums - 3 Games 3 AB
Pitching minimums - 1 Games 1.0 IP/Game



2016 Miami Hurricanes Baseball

#1 Florida at #6 Miami (FL)

Feb 26, 2016 at Coral Gables, Fla. (Alex Rodriguez Park)

**Florida 5 (6-0)****Miami (FL) 0 (4-1)**

| Player | ab | r | h | rbi | bb | so | po | a | lob |
|--------------------|-----------|----------|----------|----------|----------|----------|-----------|----------|----------|
| Dalton Guthrie ss | 5 | 0 | 1 | 0 | 0 | 1 | 2 | 2 | 0 |
| Buddy Reed cf | 4 | 1 | 1 | 0 | 0 | 0 | 2 | 0 | 0 |
| JJ Schwarz dh | 2 | 2 | 1 | 1 | 2 | 0 | 0 | 0 | 0 |
| Peter Alonso 1b | 3 | 2 | 2 | 2 | 1 | 0 | 8 | 0 | 0 |
| Jeremy Vasquez rf | 2 | 0 | 1 | 0 | 1 | 0 | 2 | 0 | 0 |
| Nick Horvath pr/rf | 0 | 0 | 0 | 0 | 0 | 0 | 0 | 0 | 0 |
| Mike Rivera c | 4 | 0 | 0 | 0 | 0 | 0 | 8 | 1 | 0 |
| Deacon Liput 2b | 3 | 0 | 1 | 2 | 1 | 0 | 1 | 1 | 2 |
| Ryan Larson lf | 4 | 0 | 0 | 0 | 0 | 0 | 3 | 0 | 3 |
| Jonathan India 3b | 3 | 0 | 1 | 0 | 0 | 0 | 1 | 3 | 0 |
| Danny Reyes ph | 1 | 0 | 0 | 0 | 0 | 0 | 0 | 0 | 0 |
| Christian Hicks 3b | 0 | 0 | 0 | 0 | 0 | 0 | 0 | 1 | 0 |
| Logan Shore p | 0 | 0 | 0 | 0 | 0 | 0 | 0 | 1 | 0 |
| Totals | 31 | 5 | 8 | 5 | 5 | 1 | 27 | 9 | 5 |

| Player | ab | r | h | rbi | bb | so | po | a | lob |
|-----------------------|-----------|----------|----------|----------|----------|----------|-----------|-----------|----------|
| Carl Chester cf | 3 | 0 | 3 | 0 | 0 | 0 | 4 | 0 | 0 |
| Christopher Barr 1b | 4 | 0 | 1 | 0 | 0 | 1 | 7 | 1 | 1 |
| Zack Collins c | 3 | 0 | 0 | 0 | 0 | 0 | 1 | 1 | 0 |
| Jacob Heyward lf | 3 | 0 | 0 | 0 | 0 | 1 | 2 | 0 | 1 |
| Willie Abreu rf | 3 | 0 | 0 | 0 | 0 | 2 | 5 | 0 | 0 |
| Johnny Ruiz ss | 3 | 0 | 0 | 0 | 0 | 1 | 6 | 3 | 0 |
| Romy Gonzalez 3b | 3 | 0 | 0 | 0 | 0 | 2 | 0 | 2 | 0 |
| Edgar Michelangeli 2b | 3 | 0 | 0 | 0 | 0 | 0 | 2 | 3 | 0 |
| Peter Crocitto dh | 2 | 0 | 0 | 0 | 0 | 0 | 0 | 0 | 0 |
| Randy Batista ph | 1 | 0 | 0 | 0 | 0 | 1 | 0 | 0 | 0 |
| Thomas Woodrey p | 0 | 0 | 0 | 0 | 0 | 0 | 0 | 1 | 0 |
| Jesse Lepore p | 0 | 0 | 0 | 0 | 0 | 0 | 0 | 1 | 0 |
| Devin Meyer p | 0 | 0 | 0 | 0 | 0 | 0 | 0 | 0 | 0 |
| Totals | 28 | 0 | 4 | 0 | 0 | 8 | 27 | 12 | 2 |

| Score by Innings | 1 | 2 | 3 | 4 | 5 | 6 | 7 | 8 | 9 | R | H | E |
|------------------|---|---|---|---|---|---|---|---|---|----------|----------|----------|
| Florida | 2 | 0 | 0 | 2 | 0 | 1 | 0 | 0 | 0 | 5 | 8 | 0 |
| Miami (FL) | 0 | 0 | 0 | 0 | 0 | 0 | 0 | 0 | 0 | 0 | 4 | 0 |

DP - Florida 1; Miami (FL) 1. LOB - Florida 5; Miami (FL) 2. 2B - Chester, C.(2). HR - Schwarz(2); Alonso(1).
HBP - Chester, C.. SH - Vasquez(1). CS - Guthrie(1); Chester, C.(1).

| Florida | ip | h | r | er | bb | so | ab | bf | np |
|-------------|-----|---|---|----|----|----|----|----|----|
| Logan Shore | 9.0 | 4 | 0 | 0 | 0 | 8 | 28 | 29 | 97 |

| Miami (FL) | ip | h | r | er | bb | so | ab | bf | np |
|----------------|-----|---|---|----|----|----|----|----|----|
| Thomas Woodrey | 5.0 | 7 | 5 | 5 | 2 | 0 | 20 | 23 | 81 |
| Jesse Lepore | 3.0 | 1 | 0 | 0 | 3 | 1 | 8 | 11 | 49 |
| Devin Meyer | 1.0 | 0 | 0 | 0 | 0 | 0 | 3 | 3 | 13 |

Win - Shore (2-0). Loss - Woodrey, T. (1-1). Save - None.

WP - Lepore, J.(1). HBP - by Shore (Chester, C.). Pitches/strikes: Shore 97/69; Woodrey, T. 81/46; Lepore, J. 49/26; Meyer, D. 13/8.

Umpires - HP: Barry Chambers 1B: Scott Cline 2B: Jacob Asher 3B: Randy Watkins

Start: 7:02 p.m Time: 2:25 Attendance: 4147

Woodrey, T. faced 3 batters in the 6th.



2016 Miami Hurricanes Baseball #1 Florida at #6 Miami (FL)

Feb 27, 2016 at Coral Gables, Fla. (Alex Rodriguez Park)



Florida 3 (6-1)

| Player | ab | r | h | rbi | bb | so | po | a | lob |
|-------------------|-----------|----------|----------|----------|----------|----------|-----------|-----------|----------|
| Dalton Guthrie ss | 5 | 1 | 1 | 0 | 0 | 0 | 1 | 1 | 0 |
| Buddy Reed cf | 5 | 1 | 2 | 1 | 0 | 0 | 1 | 0 | 0 |
| JJ Schwarz c | 5 | 1 | 2 | 1 | 0 | 3 | 8 | 1 | 1 |
| Peter Alonso 1b | 4 | 0 | 1 | 0 | 0 | 1 | 8 | 0 | 1 |
| Jeremy Vasquez rf | 3 | 0 | 0 | 1 | 1 | 0 | 1 | 0 | 1 |
| Mike Rivera dh | 3 | 0 | 0 | 0 | 1 | 1 | 0 | 0 | 0 |
| Deacon Liput 2b | 3 | 0 | 1 | 0 | 1 | 0 | 1 | 2 | 1 |
| Ryan Larson lf | 3 | 0 | 0 | 0 | 1 | 2 | 2 | 1 | 1 |
| Jonathan India 3b | 4 | 0 | 0 | 0 | 0 | 2 | 2 | 2 | 4 |
| A.J. Puk p | 0 | 0 | 0 | 0 | 0 | 0 | 0 | 0 | 0 |
| Brady Singer p | 0 | 0 | 0 | 0 | 0 | 0 | 0 | 2 | 0 |
| Nick Horvath p | 0 | 0 | 0 | 0 | 0 | 0 | 0 | 1 | 0 |
| Frank Rubio p | 0 | 0 | 0 | 0 | 0 | 0 | 0 | 0 | 0 |
| Michael Byrne p | 0 | 0 | 0 | 0 | 0 | 0 | 0 | 1 | 0 |
| Totals | 35 | 3 | 7 | 3 | 4 | 9 | 24 | 11 | 9 |

Miami (FL) 5 (5-1)

| Player | ab | r | h | rbi | bb | so | po | a | lob |
|-----------------------|-----------|----------|----------|----------|----------|----------|-----------|----------|----------|
| Carl Chester cf | 2 | 2 | 0 | 0 | 0 | 1 | 1 | 0 | 0 |
| Christopher Barr 1b | 3 | 0 | 0 | 0 | 1 | 1 | 8 | 0 | 1 |
| Zack Collins c | 4 | 0 | 2 | 4 | 0 | 0 | 9 | 0 | 0 |
| Jacob Heyward lf | 2 | 1 | 1 | 0 | 1 | 1 | 3 | 0 | 0 |
| Willie Abreu rf | 3 | 0 | 1 | 0 | 0 | 2 | 0 | 0 | 2 |
| Johnny Ruiz ss | 3 | 0 | 3 | 1 | 0 | 0 | 2 | 3 | 0 |
| Romy Gonzalez 3b | 4 | 0 | 0 | 0 | 0 | 1 | 2 | 0 | 4 |
| Edgar Michelangeli 2b | 3 | 1 | 1 | 0 | 1 | 0 | 1 | 2 | 1 |
| Peter Crocitto dh | 2 | 1 | 1 | 0 | 0 | 0 | 0 | 0 | 1 |
| Randy Batista ph | 1 | 0 | 0 | 0 | 0 | 1 | 0 | 0 | 0 |
| Michael Medivilla p | 0 | 0 | 0 | 0 | 0 | 0 | 1 | 2 | 0 |
| Frankie Bartow p | 0 | 0 | 0 | 0 | 0 | 0 | 0 | 0 | 0 |
| Cooper Hammond p | 0 | 0 | 0 | 0 | 0 | 0 | 0 | 0 | 0 |
| Bryan Garcia p | 0 | 0 | 0 | 0 | 0 | 0 | 0 | 0 | 0 |
| Totals | 27 | 5 | 9 | 5 | 3 | 7 | 27 | 7 | 9 |

Score by Innings

| | 1 | 2 | 3 | 4 | 5 | 6 | 7 | 8 | 9 | R | H | E |
|------------|---|---|---|---|---|---|---|---|---|---|---|---|
| Florida | 0 | 0 | 1 | 0 | 0 | 0 | 0 | 1 | 1 | 3 | 7 | 1 |
| Miami (FL) | 0 | 1 | 2 | 2 | 0 | 0 | 0 | 0 | X | 5 | 9 | 2 |

E - Puk(2); Collins, Z.(2); Gonzalez, R.(2). LOB - Florida 9; Miami (FL) 9. 2B - Guthrie(2); Schwarz(1); Alonso(3); Ruiz, J.(2); Crocitto, P.(1). HBP - Chester, C.; Barr, C.; Ruiz, J.. SH - Chester, C. 2(3); Heyward, J.(1); Abreu, W.(3); Crocitto, P.(1). SB - Reed(4); Liput(3). CS - Heyward, J.(1).

| Florida | ip | h | r | er | bb | so | ab | bf | np |
|---------------|-----|---|---|----|----|----|----|----|----|
| A.J. Puk | 2.2 | 5 | 3 | 2 | 0 | 5 | 12 | 15 | 59 |
| Brady Singer | 3.1 | 2 | 2 | 2 | 3 | 1 | 10 | 16 | 52 |
| Nick Horvath | 0.2 | 1 | 0 | 0 | 0 | 0 | 1 | 2 | 8 |
| Frank Rubio | 0.1 | 0 | 0 | 0 | 0 | 0 | 1 | 1 | 2 |
| Michael Byrne | 1.0 | 1 | 0 | 0 | 0 | 1 | 3 | 4 | 13 |

| Miami (FL) | ip | h | r | er | bb | so | ab | bf | np |
|-------------------|-----|---|---|----|----|----|----|----|----|
| Michael Medivilla | 5.0 | 2 | 1 | 1 | 4 | 4 | 18 | 22 | 98 |
| Frankie Bartow | 2.1 | 3 | 1 | 1 | 0 | 1 | 10 | 10 | 36 |
| Cooper Hammond | 1.1 | 1 | 1 | 1 | 0 | 3 | 5 | 5 | 19 |
| Bryan Garcia | 0.1 | 1 | 0 | 0 | 0 | 1 | 2 | 2 | 10 |

Win - Medivilla (2-0). Loss - Puk (0-1). Save - Garcia, B. (3).
 WP - Puk(1). HBP - by Puk (Barr, C.); by Puk (Ruiz, J.); by Singer (Chester, C.). Pitches/strikes: Puk 59/35;
 Singer 52/28; Horvath 8/4; Rubio 2/1; Byrne 13/8; Medivilla 98/54; Bartow, F. 36/23; Hammond, C. 19/13; Garcia, B. 10/7.

Umpires - HP: Scott Cline 1B: Jacob Asher 2B: Randy Watkins 3B: Barry Chambers
 Start: 7:02 p.m Time: 3:24 Attendance: 4999
 Singer faced 1 batter in the 7th.

**2016 Miami Hurricanes Baseball**
#1 Florida at #6 Miami (FL)

Feb 28, 2016 at Coral Gables, Fla. (Alex Rodriguez Park)

**Florida 7 (7-1)**

| Player | ab | r | h | rbi | bb | so | po | a | lob |
|---------------------|-----------|----------|-----------|----------|----------|----------|-----------|----------|----------|
| Dalton Guthrie ss | 4 | 2 | 2 | 1 | 0 | 0 | 0 | 1 | 0 |
| Buddy Reed cf | 3 | 1 | 1 | 0 | 2 | 0 | 1 | 0 | 0 |
| JJ Schwarz dh | 5 | 2 | 2 | 3 | 0 | 0 | 0 | 0 | 0 |
| Peter Alonso 1b | 5 | 0 | 2 | 1 | 0 | 0 | 7 | 1 | 0 |
| Jeremy Vasquez rf | 3 | 0 | 2 | 0 | 0 | 1 | 1 | 0 | 0 |
| Nick Horvath rf | 1 | 0 | 0 | 0 | 0 | 0 | 0 | 0 | 2 |
| Mike Rivera c | 4 | 1 | 0 | 1 | 0 | 0 | 15 | 2 | 0 |
| Deacon Liput 2b | 2 | 1 | 2 | 0 | 1 | 0 | 2 | 3 | 0 |
| Nelson Maldonado lf | 3 | 0 | 0 | 0 | 0 | 1 | 0 | 0 | 3 |
| Ryan Larson lf | 1 | 0 | 0 | 0 | 0 | 0 | 0 | 0 | 0 |
| Jonathan India 3b | 2 | 0 | 1 | 0 | 1 | 0 | 0 | 0 | 0 |
| Danny Reyes ph | 1 | 0 | 0 | 0 | 0 | 0 | 0 | 0 | 1 |
| Christian Hicks 3b | 0 | 0 | 0 | 0 | 0 | 0 | 0 | 1 | 0 |
| Alex Faedo p | 0 | 0 | 0 | 0 | 0 | 0 | 1 | 0 | 0 |
| Kirby Snead p | 0 | 0 | 0 | 0 | 0 | 0 | 0 | 0 | 0 |
| Shaun Anderson p | 0 | 0 | 0 | 0 | 0 | 0 | 0 | 0 | 0 |
| Dane Dunning p | 0 | 0 | 0 | 0 | 0 | 0 | 0 | 0 | 0 |
| Totals | 34 | 7 | 12 | 6 | 4 | 2 | 27 | 8 | 7 |

Miami (FL) 3 (5-2)

| Player | ab | r | h | rbi | bb | so | po | a | lob |
|-----------------------|-----------|----------|----------|----------|----------|-----------|-----------|-----------|----------|
| Carl Chester cf | 4 | 1 | 0 | 0 | 0 | 2 | 2 | 0 | 0 |
| Christopher Barr 1b | 4 | 1 | 1 | 0 | 0 | 1 | 10 | 2 | 0 |
| Zack Collins c | 2 | 0 | 0 | 0 | 2 | 1 | 2 | 0 | 0 |
| Jacob Heyward lf | 4 | 1 | 1 | 0 | 0 | 2 | 0 | 1 | 1 |
| Johnny Ruiz 2b | 4 | 0 | 1 | 3 | 0 | 1 | 4 | 2 | 0 |
| Willie Abreu rf | 4 | 0 | 0 | 0 | 0 | 3 | 6 | 0 | 1 |
| Edgar Michelangeli dh | 3 | 0 | 0 | 0 | 1 | 2 | 0 | 0 | 1 |
| Romy Gonzalez 3b | 3 | 0 | 0 | 0 | 0 | 2 | 1 | 3 | 1 |
| Brandon Lopez ss | 3 | 0 | 0 | 0 | 0 | 3 | 2 | 3 | 0 |
| Danny Garcia p | 0 | 0 | 0 | 0 | 0 | 0 | 0 | 4 | 0 |
| Andrew Cabezas p | 0 | 0 | 0 | 0 | 0 | 0 | 0 | 1 | 0 |
| Keven Pimentel p | 0 | 0 | 0 | 0 | 0 | 0 | 0 | 1 | 0 |
| Isaiah Musa p | 0 | 0 | 0 | 0 | 0 | 0 | 0 | 0 | 0 |
| Totals | 31 | 3 | 3 | 3 | 3 | 17 | 27 | 17 | 4 |

| Score by Innings | 1 | 2 | 3 | 4 | 5 | 6 | 7 | 8 | 9 | R | H | E |
|------------------|---|---|---|---|---|---|---|---|---|----------|-----------|----------|
| Florida | 1 | 2 | 0 | 0 | 0 | 1 | 3 | 0 | 0 | 7 | 12 | 2 |
| Miami (FL) | 0 | 0 | 0 | 0 | 0 | 0 | 0 | 0 | 3 | 3 | 3 | 1 |

E - Guthrie(1); Alonso(1); Garcia, D.(1). DP - Florida 1. LOB - Florida 7; Miami (FL) 4. 2B - Liput(4); Ruiz, J.(3). 3B - Schwarz(2). HBP - Guthrie. SH - Vasquez(2); Liput(1). CS - Reed(1).

| Florida | ip | h | r | er | bb | so | ab | bf | np | Miami (FL) | ip | h | r | er | bb | so | ab | bf | np |
|----------------|-----|---|---|----|----|----|----|----|----|----------------|-----|---|---|----|----|----|----|----|----|
| Alex Faedo | 6.1 | 0 | 0 | 0 | 2 | 12 | 20 | 22 | 95 | Danny Garcia | 5.1 | 7 | 4 | 3 | 2 | 1 | 18 | 23 | 91 |
| Kirby Snead | 1.2 | 0 | 0 | 0 | 1 | 3 | 4 | 5 | 25 | Andrew Cabezas | 1.2 | 3 | 3 | 3 | 1 | 1 | 8 | 9 | 36 |
| Shaun Anderson | 0.1 | 3 | 3 | 2 | 0 | 1 | 5 | 5 | 25 | Keven Pimentel | 1.0 | 1 | 0 | 0 | 0 | 0 | 4 | 4 | 18 |
| Dane Dunning | 0.2 | 0 | 0 | 0 | 0 | 1 | 2 | 2 | 8 | Isaiah Musa | 1.0 | 1 | 0 | 0 | 1 | 0 | 4 | 5 | 13 |

Win - Faedo (2-0). Loss - Garcia, D. (1-1). Save - None.

HBP - by Garcia, D. (Guthrie). PB - Rivera(1). Pitches/strikes: Faedo 95/68; Snead 25/16; Anderson 25/16; Dunning 8/4; Garcia, D. 91/54; Cabezas, A. 36/22; Pimentel, K. 18/11; Musa, I. 13/8.

Umpires - HP: Jacob Asher 1B: Randy Watkins 2B: Barry Chambers 3B: Scott Cline

Start: 1:02 p.m Time: 3:03 Attendance: 4784