UNIVERSITY OF MIAMI BASKETBALL 1989-90 SCHEDULE

DATE(S)	DAY(S)	OPPONENT
Nov. 20	Mon.	AUSTRALIAN CLUB TEAM
Nov. 27	Mon.	MARYLAND-BALTIMORE CO.
Dec. 1	Fri.	BAPTIST
Dec. 6	Wed.	#DAYTON
Dec. 16	Sat.	ALABAMA STATE
Dec. 19	Tues.	$Arizona
Dec. 27	Wed.	#EASTERN AIRLINES
29	Fri.	*PALM BEACH CLASSIC
		West Virginia vs. Boston College
		Miami vs. Lehigh
Jan. 3	Wed.	#George Mason
Jan. 6	Sat.	#South Florida
Jan. 10	Wed.	*KANSAS
Jan. 12	Fri.	#BROOKLYN COLLEGE
Jan. 15	Mon.	Washington
Jan. 18	Thur.	#FLORIDA STATE
Jan. 20	Sat.	#ARIZONA STATE
Jan. 27	Sat.	*Notre Dame
Jan. 31	Wed.	#DePaul
Feb. 3	Sat.	#MERCER
Feb. 5	Mon.	#North Carolina
Feb. 10	Sat.	#Davidson
Feb. 12	Mon.	#DEPAUL
Feb. 15	Thur.	CENTRAL CONNECTICUT ST.
Feb. 17	Sat.	Florida State
Feb. 19	Mon.	*FLORIDA
Feb. 21	Wed.	#Providence
Feb. 24	Sat.	#SOUTH FLORIDA
Feb. 27	Tues.	HARTFORD
Mar. 3	Sat.	TULANE
Mar. 6	Tues.	#FLORIDA INTERNATIONAL

HOME GAMES IN CAPS
#SportsChannel Florida * SportsChannel America $ ESPN

MIAMI HURRICANE BASKETBALL





1989-90
UNIVERSITY OF MIAMI
MEDIA GUIDE

UNIVERSITY OF MIAMI SPORTS INFORMATION OFFICE

P.O. Box 248167
University of Miami
Coral Gables, Florida 33124

No. 1 Hurricane Drive
Coral Gables, Florida 33146
Phone (305) 284-3244

Larry Wahl - Associate Athletic Director for Communications.....Home (305) 378-6812
Rich Dalrymple - Sports Information Director.....Home (305) 667-9645
John Hahn - Assistant Sports Information Director - Basketball....Home (303) 253-5599
Ken Lee - Assistant Sports Information Director.....Home (305) 821-4699
Tom Piero - Assistant Sports Information Director.....Home (305) 665-9270
Arlene Adams - Assistant Sports Information Director.....Home (305) 665-4474
Esther Livenstein - Senior Staff Assistant
Carol Recicar - Administrative Assistant

ON THE COVER - From left to right: Joseph Randon, Thomas Hocker, Sunsation Julia Harum, Joe Wylie, and Jake Morton. (Cover action photography by Rhona Wise).
PHOTO CREDITS - Rhona Wise; Mike Jula; Micki and Richard Lewis; Martin J. Kaplan; UM Office of Public Affairs.
CREDITS - Artwork and design by Concept and Design Studio, Inc.; typesetting by Type & Graphics Headquarters, Inc.; printing by Swanson Printing, Inc. (Miami).

HEAD COACH BILL FOSTER

Year at Miami: Fifth
Record at Miami: 65-56 (.537)
Year as Collegiate Head Coach: 24th
Overall Collegiate Record: 418-232 (.643)
Records at Previous Posts:
Clemson: 156-106 (9 years)
UNC-Charlotte: 87-39 (5 years)
Shorter College (Ga.): 110-31 (5 years)
Hometown: Hemingway, South Carolina
Birthdate: April 1, 1936
College: Carson Newman (1958)



UNIVERSITY OF Miami
A GLOBAL UNIVERSITY

QUICK FACTS ON THE HURRICANES

Location: Coral Gables, FL; **Founded:** 1926; **Enrollment:** 13,500; **Nickname:** Hurricanes; **Mascot:** The Ibis and The Miami Maniac; **Colors:** Orange, Green and White; **Home Arena:** Miami Arena (Capacity 15,862); **President:** Edward T. Foote, II; **Athletic Director:** Sam Jankovich; **1988-89 Record:** 19-12; **Starters Returning:** Two; **Lettermen Returning/Lost:** 7/8; **Sports Information Director:** Rich Dalrymple; **Assistant SID - Basketball:** John Hahn; **SID Phone:** (305) 284-3244.

INDEX

ATHLETIC DEPARTMENT
Academic Assistance....20
Athletic Director Sam Jankovich....32
Department Directory....14
Facilities....25
Homes of the Hurricanes....184

COACHING STAFF
Chu, Daniel — Assistant Coach....38
Fernandez, Jorge — Assistant Coach....41
Foster, Bill — Head Coach....34
Foster's Collegiate Coaching Record....37
Foster Quick Facts....IFC
Nance, Stan — Assistant Coach....39
Tuell, Gary — Assistant Coach....40

HURRICANE HISTORY
All-Americans....157
Attendance Records....185
History of Miami Basketball....141
Lettermen....158
Records....152
Record vs. All Opponents....172
Series Results vs. All Opponents....161
Year-By-Year Results....167

MEDIA INFORMATION
Credentials....8
Interview Policy....8
Hotels, Airlines, Taxis, Car Rentals....11
Opponent SID Contacts....9
Sports Information Office — Miami....IFC
Telephones....8
Travel Itineraries....10
TV/Radio Roster....IBC

MISCELLANEOUS
NCAA Championships....173
NCAA Tournament Results — 1989....174
NIT Results — 1989....175
Nicknames, Mascots, etc....22
Planning Calendar....187
Wire Service Rankings....176

NEWSPAPERS, TELEVISION, RADIO
Coach's Shows....12
Hurricanes on the Air....12
Media Coverage....13

OPPONENTS — 1989-90
Schedule....3
Sports Information Contacts....9
Team Information....63

STATISTICS — 1989-90
Box Scores....132
Game-By-Game Points-Rebounds....124
Game-By-Game — Individual....126
Game-By-Game — Team....123
Schedule and Results....6
Superlatives....125
Team Statistics....122

SUPPORT PERSONNEL
Athletic Trainer....43
Cheerleaders....120
Managers....44
Medical Staff....44
Sports Information....IFC
Strength and Conditioning....42

TEAM INFORMATION — 1989-90
Alphabetical Roster....4
Numerical Roster....4
Outlook....2
Personnel Breakdown....5
Player Profiles....45
Schedule....3
Travel Itineraries....10
TV/Radio Roster....IBC

TOURNAMENTS
Eastern Airlines Palm Beach Classic....74

UNIVERSITY INFORMATION
University Map....182
President — Edward T. Foote, II....31
Quick Facts....IFC
University Overview....16



This year's Hurricane bench will see plenty of action following the departure of eight seniors from the 1988-89 squad.

UNIVERSITY OF MIAMI BASKETBALL
1989-90 OUTLOOK

The word "challenge" is no stranger to Bill Foster. The head coach at the University of Miami has witnessed the arrival and dismissal of several difficult tests in his 23 years as a collegiate mentor. The latest to come and go was the task of building, not just re-building, the Hurricane basketball program from scratch. In just four short seasons, Miami has produced a win total that steadily increased from 14, 15, 17, and finally 19 victories.

The 1988-89 record of 19-12 represented the most wins for the Hurricanes in 23 years and 10 seasons. The slate was produced against some of the finest competition in the nation as Miami more than circled the earth in distance travelled to take on nine teams that participated in the NCAA tournament, including Final Four participant Duke and regional finalist Georgetown.

For 1989-90, Hurricane Basketball ignites stage two in the mission of basketball revitalization. Eight seniors have departed the UM program, including three 1000-point scorers in **Eric Brown** (2,270 pts.), **Dennis Burns** (1,594 pts.) and **Kevin Presto** (1,156 pts.). The current UM roster shows an alarming "0" next to the senior class. The building blocks of the UM program have departed and a host of new names and numbers promise to send early season program sales skyrocketing.

With a huge void on the 'Canes' roster, one could easily understand Foster seriously lamenting the coaches' annual preseason woes of how difficult a time his team will have in the upcoming season. But Foster does not see a negative. It is not in his nature to do so. Rather, the coach sees only positive and productive times ahead for the Hurricanes.

"This is not a rebuilding year," touts Foster. "We have had a very important group of young men graduate from our program and it will not be the same around here without them. I'll feel a little naked without that group. But we have an excellent nucleus returning with strength at several positions. And our incoming freshmen represent the finest recruiting class we have had at Miami, including our initial group that just left."

"The first four seasons were an excellent learning experience both for our team and the community," continues Foster. "Now we are ready to take basketball to the next level here in Miami. Our schedule will again rival any in the country. That's nothing new to us. It will be a battle that I know our kids are ready for and should be a great deal of fun. We're all looking forward to this season."

Stepping into the limelight are a strong contingent of seven underclassmen and six incoming freshmen. While no seniors return for the UM's upcoming campaign, three talented juniors stand ready to provide the leadership for the Miami team. Junior point guard **Thomas Hocker** has started 43 of 61 contests in his two-year UM career, averaging 5.3 points per contest and shining as Miami's top assist man with over 100 dishes in each of the past two seasons.

Joining Hocker in the junior class are a pair of anything but "ordinary Joes" in 6'9" **Joe Wylie** and 6'11" **Joe Ross.** Wylie transformed the paint into "Wylie's World" last season as he led the 'Canes with 8.5 rebounds per contest while firing in 10.7 points from the field (3rd best on the UM squad). Ross steps in for his third season in a Hurricane uniform, but his first at 100%. Two knee surgeries that idled the big man during his freshman campaign lingered on in the form of a poorly conditioned player into his second season. For '89-90, Ross returns with a new commitment to give Miami some much needed help in the paint.

Two guards and two forwards make up the sophomore class that boasts a tremendous level of experience and talent. Point guard **Jake Morton** headlines the second-year crew after receiving the starting nod in 20 contests as a rookie. Morton picked up his first collegiate start nine games into the season, a move that sent Miami on a five-game win streak. Joining Morton is perhaps the most talented ball handler on the UM squad, **Jerome Scott.** An early season ankle injury slowed Scott's progress, but some excellent performances off the bench, including a combined 19 points and six rebounds in 28 minutes of action vs. Georgetown and Virginia Commonwealth, have left the future very bright Scott.

Forward **Joseph Randon** turned into a key asset for Miami last year, coming off the bench to average 5.4 points and 2.8 rebounds while averaging just 12 minutes of playing time. Randon's hustle and attitude were main factors in his ability to overcome a lack of size (6'4") and is expected to challenge for a starting role this season. Also at the forward spot is sophomore **Brandon Adams.** At 6'6" and 210 lbs., Adams will be heavily counted upon to provide much needed muscle on both ends of the court for the UM.

Six incoming freshman will travel near and far to join Miami this season. Headlining the group, and travelling less than a mile, is guard **Trevor Burton** (Miami, FL) who led Dade County in scoring for three consecutive seasons. Burton stands as the only guard to join the 'Canes, as a strong contingent of five forwards will make the move to the Coral Gables campus to bolster the Miami front line: **Justin Caldwell** (Houston, TX), **Doug Elliott** (Wade, NC), Samarr Logan (East Orange, NJ), **Paul Shipe** (Kissimmee, FL) and **Hammie Ward** (Houston, TX).

UNIVERSITY OF MIAMI BASKETBALL
1989-90 SCHEDULE

DATE(S)	DAY(S)	OPPONENT	SITE	TIME (EST)
Nov. 20	Mon.	AUSTRALIAN CLUB TEAM	MIAMI ARENA	7:30 p.m.
Nov. 27	Mon.	MARYLAND-BALTIMORE CO.	MIAMI ARENA	7:30 p.m.
Dec. 1	Fri.	BAPTIST	MIAMI ARENA	7:30 p.m.
Dec. 6	Wed.	#DAYTON	MIAMI ARENA	7:30 p.m.
Dec. 16	Sat.	ALABAMA STATE	MIAMI ARENA	7:30 p.m.
Dec. 19	Tues.	$Arizona	Tucson, AZ	10:00 p.m.
Dec. 27	Wed.	#EASTERN AIRLINES	West Palm Beach, FL	6:00 & 8:00
29	Fri.	*PALM BEACH CLASSIC		6:00 & 8:00
		Miami vs. Lehigh		
		West Virginia vs. Boston College		
Jan. 3	Wed.	#George Mason	Fairfax, VA	8:00 p.m.
Jan. 6	Sat.	#South Florida	Tampa, FL	7:00 p.m.
Jan. 10	Wed.	*KANSAS	MIAMI ARENA	7:30 p.m.
Jan. 12	Fri.	#BROOKLYN COLLEGE	MIAMI ARENA	7:30 p.m.
Jan. 15	Mon.	Washington	Seattle, WA	10:30 p.m.
Jan. 18	Thur.	#FLORIDA STATE	MIAMI ARENA	7:30 p.m.
Jan. 20	Sat.	#ARIZONA STATE	MIAMI ARENA	7:30 p.m.
Jan. 27	Sat.	*Notre Dame	Notre Dame, IN	1:30 p.m.
Jan. 31	Wed.	DePaul	Chicago, IL	8:30 p.m.
Feb. 3	Sat.	#MERCER	MIAMI ARENA	7:30 p.m.
Feb. 5	Mon.	#North Carolina	Chapel Hill, NC	7:30 p.m.
Feb. 10	Sat.	#Davidson	Davidson, NC	7:30 p.m.
Feb. 12	Mon.	#DEPAUL	MIAMI ARENA	7:30 p.m.
Feb. 15	Thur.	CENTRAL CONNECTICUT ST.	MIAMI ARENA	7:30 p.m.
Feb. 17	Sat.	Florida State	Tallahassee, FL	7:30 p.m.
Feb. 19	Mon.	*FLORIDA	MIAMI ARENA	7:30 p.m.
Feb. 21	Wed.	#Providence	Providence, RI	8:00 p.m.
Feb. 24	Sat.	#SOUTH FLORIDA	MIAMI ARENA	7:30 p.m.
Feb. 27	Tues.	#HARTFORD	MIAMI ARENA	7:30 p.m.
Mar. 3	Sat.	TULANE	MIAMI ARENA	7:30 p.m.
Mar. 6	Tues.	#FLORIDA INTERNATIONAL	MIAMI ARENA	7:30 p.m.

HOME GAMES IN CAPS
29 Total Dates, 17 HOME (includes 1 exhibition), 10 Away, 2 Neutral Site
#SportsChannel Florida *-SportsChannel America $-ESPN

FOR TICKET INFORMATION: 284-2655 (DADE), 462-1908 (BROWARD) OR 1800 GO CANES

*** SPORTSCHANNEL TO CARRY HURRICANE BASKETBALL ***

SportsChannel Florida, the regional cable network serving the state of Florida, will cablecast a total of 19 Hurricane games. SportsChannel will also carry all four games (two of which will feature the 'Canes) of the Palm Beach Classic on Dec. 27 &29. SportsChannel Florida's distribution reaches over 800,000 homes throughout Florida. Additionally, the consolation and championship contests of the Palm Beach Classic and Miami's contests with Notre Dame, Kansas and Florida will be cablecast by SportsChannel America which reaches over 7 million homes nationwide. This will be the third consecutive season that SportsChannel has carried Hurricane Basketball.

1989-90 ALPHABETICAL ROSTER

NO	NAME	POS	HT	WT	CL	AGE	LTR	HOMETOWN/HIGH SCHOOL OR JC
21	Adams, Brandon	F	6-6	210	So.	19	1	Washington, DC/Flint Hill Prep
11	Burton, Trevor	G	6-2	190	Fr.	18	0	Miami, FL/South Miami
32	Caldwell, Justin	F	6-7	210	Fr.	19	0	Houston, TX/North Shore
25	Elliott, Doug	F	6-6	190	Fr.	18	0	Wade, NC/Cape Fear
12	Hocker, Thomas	G	6-2	175	Jr.	20	2	Dallas, TX/Highland Park
3	Logan, Samarr	F	6-5	165	Fr.	18	0	East Orange, NJ/Essex Catholic Boys
13	Morton, Jake	G	6-1	190	So.	20	1	Bowie, MD/Gonzaga
4	Randon, Joseph	G/F	6-4	210	So.	19	1	Rosenberg, TX/Terry
33	Ross, Joe	C/F	6-11	235	Jr.	22	2	Ypsilanti, MI/Lincoln
44	Scott, Jerome	G	6-3	175	So.	20	1	Great Falls, VA/South Lakes
20	Shipe, Paul	F	6-5	200	Fr.	18	0	Kissimmee, FL/Osceola Senior
23	Ward, Hammie	F	6-7	195	Fr.	19	0	Houston, TX/Aldine
15	Wylie, Joe	C/F	6-9	200	Jr.	21	1	Washington, DC/Woodrow Wilson

Head Coach: Bill Foster (418-232, .643 in 23 years, 65-56; .537 in 4 years at Miami)
Assistant Coaches: Daniel Chu, Stan Nance, Gary Tuell, Jorge Fernandez

1989-90 NUMERICAL ROSTER

NO	NAME	POS	HT	WT	CL	AGE	LTR	HOMETOWN/HIGH SCHOOL OR JC
3	Logan, Samarr	F	6-5	165	Fr.	18	0	East Orange, NJ/Essex Catholic Boys
4	Randon, Joseph	G/F	6-4	210	So.	19	1	Rosenberg, TX/Terry
11	Burton, Trevor	G	6-2	190	Fr.	18	0	Miami, FL/South Miami
12	Hocker, Thomas	G	6-2	175	Jr.	20	2	Dallas, TX/Highland Park
13	Morton, Jake	G	6-1	190	So.	20	1	Bowie, MD/Gonzaga
15	Wylie, Joe	C/F	6-9	200	Jr.	21	1	Washington, DC/Woodrow Wilson
20	Shipe, Paul	F	6-5	200	Fr.	18	0	Kissimmee, FL/Osceola Senior
21	Adams, Brandon	F	6-6	210	So.	19	1	Washington, DC/Flint Hill Prep
23	Ward, Hammie	F	6-7	195	Fr.	19	0	Houston, TX/Aldine
25	Elliott, Doug	F	6-6	190	Fr.	18	0	Wade, NC/Cape Fear
32	Caldwell, Justin	F	6-7	210	Fr.	19	0	Houston, TX/North Shore
33	Ross, Joe	C/F	6-11	235	Jr.	22	2	Ypsilanti, MI/Lincoln
44	Scott, Jerome	G	6-3	175	So.	20	1	Great Falls, VA/South Lakes

PLAYER PERSONNEL BREAKDOWN

NAME	CLASS	POS	HT	WT	PTS	REBS	HOMETOWN
STARTERS RETURNING (2)							
Thomas Hocker	Jr.	G	6-2	175	4.6	2.5	Dallas, TX
Jake Morton	So.	G	6-1	190	5.9	1.4	Bowie, MD
STARTERS LOST (3)							
Eric Brown	Grad.	F	6-6	195	24.7	8.0	Brooklyn, NY
Dennis Burns	Grad.	F	6-6	185	15.9	4.0	Sicklerville, NJ
Mark Richardson	Grad.	C	6-10	220	6.8	3.5	Rocky Mount, NC
ADDITIONAL LETTERMEN RETURNING (5)							
Brandon Adams	So.	F	6-6	210	2.0	0.7	Washington, DC
Joseph Randon	So.	F	6-4	210	5.4	2.8	Rosenberg, TX
Joe Ross	Jr.	C/F	6-11	235	1.6	0.4	Ypsilanti, MI
Jerome Scott	So.	G	6-3	175	3.2	1.2	Great Falls, VA
Joe Wylie	Jr.	C/F	6-9	200	10.7	8.5	Washington, DC
ADDITIONAL LETTERMEN LOST (5)							
Bruce Moore	Grad.	G	6-7	170	4.8	3.3	Raeford, NC
Reggie Polnitz	Grad.	G	6-1	180	0.3	0.3	Pensacola, FL
Kevin Presto	Grad.	G	5-11	180	8.7	2.0	Kennewick, WA
Joel Warren	Grad.	G/F	6-5	205	3.3	1.8	Princeton, IN
Levertis Williams	Grad.	G	6-2	180	6.2	1.3	Jackson, MS
NEWCOMERS (6)							
Trevor Burton	Fr.	F	6-2	190	29.2	7.3	Miami, FL
Justin Caldwell	Fr.	F	6-7	210	16.0	7.0	Houston, TX
Doug Elliott	Fr.	F	6-6	190	23.2	16.0	Wade, NC
Samarr Logan	Fr.	F	6-5	165	19.0	10.0	East Orange, NJ
Paul Shipe	Fr.	F	6-5	200	18.0	11.0	Kissimmee, FL
Hammie Ward	Fr.	F	6-7	195	--	--	Houston, TX

1989-90 HURRICANES BY ELIGIBILITY

SENIORS (0)

JUNIORS (3)

Thomas Hocker	G
Joe Ross	C
Joe Wylie	C/F

SOPHOMORES (4)

Brandon Adams	F
Jake Morton	G
Joseph Randon	F
Jerome Scott	G

FRESHMEN (6)

Trevor Burton	G
Justin Caldwell	F
Doug Elliott	F
Samarr Logan	F
Paul Shipe	F
Hammie Ward	F

MIAMI HURRICANES
1988-89 SCHEDULE AND RESULTS (19-12)

DATE	W-L	OPPONENT (Rank)	SCORE	ATT.	HI SCORER(S)	HI REBOUNDER(S)
11/25	W	MARYLAND-ES	108-80	2,730	Burns-25	Wylie12
11/28	W	ORAL ROBERTS	108-103	1,648	Brown-33	Brown10
12/01	L	UCLA	66-91	6,023	Richardson-18	Hocker-6
12/05	W	BETHUNE-COOKMAN	88-72	982	Brown-38	Brown, Wylie-8
12/10	L	DUKE (1)	102-117	6,654	Burns-24	Wylie-10
12/16	W	LONG ISLAND	102-66	2,041	Brown-30	Wylie-14
12/19	L	Florida	81-101	7,533	Presto-26	Wylie-10
12/23*	L	St. Louis	71-86	NA	Burns-17	Wylie-8
12/24*	W	Eastern Illinois	83-68	NA	Brown-25	Wylie12
12/25*	W	Old Dominion	77-76	NA	Brown-21	Brown-10
12/28$	W	Pennsylvania	102-69	3,202	Brown-23	Brown8
12/30$	W	Wichita State (22)	81-59	3,538	Burns-20	Wylie-8
1/03	W	Rutgers	99-94 (OT)	2,434	Brown-27	Wylie-14
1/07	L	Georgetown (5)	79-112	11,113	Brown-25	Brown8
1/09	L	VA. COMMONWEALTH	77-87	1,594	Brown-15	Brown8
1/12	W	KANSAS (16)	87-86	3,891	Burns-25	Brown-10
1/16	L	Stanford (18)	59-93	7,330	Brown-21	Brown-8
1/24	L	PROVIDENCE (20)	91-106	3,037	Brown-30	Burns7
1/28	W	MARQUETTE	106-90	4,217	Brown-39	Brown-10
2/01	L	NEW MEXICO	93-110	2,015	Brown-25	Burns-8
2/04	W	BRIGHAM YOUNG	107-86	3,825	Brown-31	Wylie-12
2/06	W	SOUTH FLORIDA	106-104 (2OT)	1,689	Brown-30	Wylie-13
2/08	W	TENNESSEE TECH	111-101	1,811	Brown-31	Brown10
2/11	L	DePaul	79-87	10,805	Brown-27	Brown-10
2/14	W	Florida Atlantic	79-74	683	Brown-20	Brown-10
2/18	W	South Florida	85-78	7,380	Brown-25	Brown-10
2/22	L	Texas	104-123	9,018	Burns-20	Brown-8
2/25	L	Oral Roberts	92-99	3,103	Brown-31	Wylie-16
2/27	W	DAVIDSON	90-78	1,300	Brown-23	Brown-10
3/02	W	SAVANNAH STATE	107-98	1,540	Brown-28	Wylie-7
3/06	W	FLORIDA INTL	89-82	4,071	Brown-26	Richardson-11

HOME GAMES IN CAPS

*-Chaminade Christmas Classic; $-Eastern Airlines Palm Beach Classic

1988-89 ATTENDANCE

SITE	ATT	GAMES	AVG
Home	48,968	17	2,880
Away	58,716	8	7,340
Neutral*	7,423	3	2,474
TOTALS*	115,207	28	4,115

*Does not include 3 NA games at Chaminade Christmas Classic

MIAMI'S 106-90 VICTORY OVER SAVANNAH STATE (3/2/89) marked the 18th time the Hurricanes have topped the century mark in scoring in the four seasons since the rebirth of the program and the 11th time over the 100-point barrier in 1988-89.

1985-86	Miami 102, Brooklyn College 93	Miami 102, Duke 117
1986-87	Miami 111, Puerto Rico-Rio Piedras 64	Miami 102, Long Island 66
	Miami 102, Florida International 81	Miami 102, Pennsylvania 69
	Miami 115, Coppin State 76	Miami 106, Marquette 90
1987-88	Miami 110, Alabama State 107	Miami 107, Brigham Young 86
	Miami 104, American University 70	Miami 106, South Florida 104 (2OT)
	Miami 100, Central Florida 80	Miami 111, Tennessee Tech 101
1988-89	Miami 108, Maryland-Eastern Shore 80	Miami 104, Texas 123
	Miami 108, Oral Roberts 103	Miami 107, Savannah State 98



MEDIA INFORMATION

INTERVIEW POLICY . . . . . All interviews with UM players and coaches should be scheduled through the Sports Information Office. The best time to reach Coach Foster is between 11:00 a.m. and 12:00 noon on weekdays. Players are available for interviews prior to the start of practice. Please call the SID office to establish a specific time for a pre-practice interview appointment. Post-practice interviews will be available on a limited basis. THERE WILL BE NO PLAYER INTERVIEWS ON GAME DAYS. To arrange these sessions, call the SID office at (305) 284-3244.

PRACTICE ATTENDANCE . . . . . UM basketball workouts will be open to the media during specific time frames only. Members of the media are encouraged to attend practice during those designated times. Local and out of town media who wish to attend practice must call the SID office earlier in the day to verify the time frame for practice availability. All media guests are required to check in with the UM Sports Information Office prior to entering the practice session. The gymnasium floor is restricted to team personnel during most practices, however, attending media may view practices from the basketball conference room overlooking the gymnasium. THE UM LOCKER ROOM, WEIGHT ROOM AND TRAINING ROOM ARE OFF LIMITS TO THE MEDIA THROUGHOUT THE SEASON.

PRESS CREDENTIALS . . . . . Credentials for UM home games are to be used by the working media only. All media should make their requests in writing on letterhead stationery two weeks in advance. Requests from media covering UM opponents will be confirmed with the visiting school's SID. Requests for credentials should be directed to Carol Recicar at the UM Sports Information Office: P.O. Box 248167, University of Miami, Coral Gables, FL 33124

TELEPHONES . . . . . It is recommended that media with deadline concerns order phones by calling Southern Bell at (305) 599-7735. The street address of the Miami Arena is: 721 N.W. 1st Avenue, Miami, FL 33136. For telephone service during the Eastern Airlines Palm Beach Classic, call Southern Bell at (305) 492-2950. The street address of the West Palm Beach Auditorium is: 1610 Palm Lakes Boulevard, West Palm Beach, FL 33401. Give John Hahn as the University of Miami contact for seat assignments.

STATISTICS/SERVICES . . . . . Complete game statistics, play-by-play and post game quotes will be available at all UM home games. Running play-by-play sheets and stats will be distributed throughout the games.

POST GAME INTERVIEWS . . . . . Miami Head Coach Bill Foster will arrive in a designated interview room shortly after the end of each home game to address the media. UM players will be made available for post game comments. Members of the media are instructed to inform a UM SID representative for post game player interview preferences. The UM locker room will not be open for post game interviews.

PHOTOGRAPHERS . . . . . Court side photographers must check in with a UM SID representative prior to the beginning of each home contest. NCAA rules limit the shooting access areas to BEHIND THE BASELINES ONLY. NO PHOTOGRAPHERS WILL BE PERMITTED TO SHOOT ALONG THE SIDELINE OR BENCH AREAS. Photo requests should be made at least two weeks in advance and should be directed to Carol Recicar in the UM SID office.

TICKET INFORMATION . . . . . Contact the UM ticket office at (305) 284-2655 to order game tickets or call the SID office at least one week prior to the game.

SPORTS INFORMATION . . . . . The offices are located in the Hecht Athletic Center at No. 1 Hurricane Drive on the Coral Gables Campus, near Mark Light Stadium. The Knight Sports Complex, headquarters for UM basketball practice, is located next to the Hecht Center. A media workroom complete with telephone hookups, is available in the UM SID office.

OPPONENT SPORTS INFORMATION CONTACTS

Alabama State University
Jack Jeffery, SID
915 South Jackson Street
Montgomery, AL 36101
(205) 240-6856 office
(205) 272-8353 home

University of Arizona
Tom Duddleston, Jr.,
Assistant SID
229 McKale Center
Tucson, AZ 85721
(602) 621-4163 office
(602) 881-1203 home

Arizona State University
Mark Brand, SID
IAC Complex, First Floor
Tempe, AZ 85287
(602) 965-6592 office
(602) 897-6091 home

Baptist College
Howie Bagwell, SID
P.O. Box 10087
Charleston, SC 29411
(803) 797-4119 office
(803) 875-2039 home

Boston College
Reid Oslin, SID
Silvio O. Conte Forum
Rm. 321
Chestnut Hill, MA 02167
(617) 552-3004 office
(617) 826-6661 home

Brooklyn College
Lenn Margolis, SID
125 Roosevelt Hall
Bedford Avenue & Avenue H
Brooklyn, NY 11210
(718) 780-5366 office
(212) 532-2750 home

Central Connecticut State University
Brent Rutkowski, SID
Kaiser Hall
New Britain, CT 06050
(203) 827-7824 office
(203) 666-6927 home

Davidson College
Emil Parker, SID
Davidson, NC 28036
(704) 892-2374 office
(704) 892-0607 home

University of Dayton
Doug Hauschild, SID
300 College Park
Dayton, OH 45469
(513) 229-4460 office
(513) 293-8441 home

DePaul University
Tim Stephens, SID
1011 West Belden Avenue
Chicago, IL 60614
(312) 341-8545 office
(312) 215-0472 home

Florida International University
Stuart Davidson, SID
University Park
Miami, FL 33199
(305) 554-2084 office
(305) 362-3568 home

Florida State University
Rob Wilson, Assistant SID
P.O. Box 2195
Tallahassee, FL 32306
(904) 644-1403 office
(904) 877-8738 home

University of Florida
Joel Glass, Asst. SID
P.O. Box 14485
Gainesville, FL 32604
(904) 375-4683 ext. 6102 office
(904) 331-2631 home

George Mason University
Carl L. Sell, Jr.
4400 University Drive
Fairfax, VA 22030
(703) 323-2321 office
(703) 780-2598 home

University of Hartford
James R. Keener, Jr.
200 Bloomfield Avenue
West Hartford, CT 06117
(203) 243-4620 office
(203) 232-9896 home

University of Kansas
Jeff Bollig, Asst. SID
202 Allen Field House
Lawrence, KS 66044
(913) 864-3417 office
(913) 843-8809 home

Lehigh University
Ron Ticho, SID
436 Brodhead Avenue
Bethlehem, PA 18015
(215) 758-3174 office
(215) 865-9806 home

Maryland-Baltimore County
Steve Levy, SID
5401 Wilkens Avenue
Baltimore, MD 21228
(301) 455-2197 office
(301) 363-6379 home

Mercer University
Bobby Pope, SID
1400 Coleman Avenue
Macon, GA 31210
(912) 744-2994
(912) 474-1063

University of North Carolina
Rick Brewer, SID
P.O. Box 2126
Chapel Hill, NC 27515
(919) 962-2123 office
(919) 929-2721 home

University of Notre Dame
Jim Daves, Assistant SID
J.A.C.C.
Notre Dame, IN 46556
(219) 239-7516 office
(219) 233-8515 home

Providence College
Greg Burke, SID
River Avenue
Providence, RI 02918
(401) 865-2272
(401) 353-1702

University of South Florida
John Gerdes, SID
PED 214
Tampa, FL 33620
(813) 974-2125 office
(813) 971-4967 home

Tulane University
Jeff Seal, SID
Monk Simmons Complex
New Orleans, LA 70118
(504) 865-5505 office
(504) 488-6336 home

University of Washington
Don Meucci, Asst. SID
Graves Building GC-20
Seattle, WA 98195
(206) 543-2230 office
(206) 823-4531 home

West Virginia University
Shelly Poe, SID
P.O. Box 877
Morgantown, WV 26507
(304) 293-2821 office
(304) 599-7259 home

COLLEGE SPORTS INFORMATION DIRECTORS OF AMERICA
CoSIDA

TRAVEL SCHEDULE

TRIP ONE
MIAMI VS. ARIZONA

Game Date: Dec. 19, 1989
Continental Flight #107 departs Miami on 12/18/89 at 3:15 p.m....arrives in Houston at 4:45 p.m. and connects with Continental Flight #185 at 5:25 p.m....ETA in Tucson at 6:00 p.m.

Continental Flight #588 departs Tucson on 12/20/89 at 6:35 a.m. ...arrives in Houston at 10:50 a.m. and connects with Continental Flight #106 at 11:20 a.m....ETA in Miami at 2:34 p.m.

TRIP TWO
MIAMI VS. GEORGE MASON

Game Date: January 3, 1990
Continental Flight #402 departs Miami on 1/2/90 at 1:00 p.m....ETA in Washington D.C. at 2:27 p.m.

Continental Flight #401 departs Washington D.C. on 1/4/90 at 9:00 a.m....ETA in Miami at 11:45 a.m.

TRIP THREE
MIAMI VS. SOUTH FLORIDA

Game Date: January 6, 1990
U.S. Air Flight #1074 departs Miami on 1/6/90 at 1:00 p.m....ETA in Tampa at 1:53 p.m.

U.S. Air Flight #1254 departs Tampa on 1/7/90 at 8:35 a.m....ETA in Miami at 9:26 a.m.

TRIP FOUR
MIAMI VS. WASHINGTON

Game Date: January 15, 1990
Delta Flight #467 departs Miami on 1/13/90 at 9:20 a.m....ETA in Seattle at 1:50 p.m.

Delta Flight #304 departs Seattle on 1/15/90 at 10:30 p.m....arrives in Atlanta on 1/16/90 at 5:55 a.m. and connects with Delta Flight #156 at 6:32 a.m...ETA in Miami at 8:10 a.m.

TRIP FIVE
MIAMI VS. NOTRE DAME

Game Date: January 27, 1990
U.S. Air Flight 1504 departs Miami on 1/26/90 at 2:35 p.m....arrives in Dayton at 5:04 p.m. and connects with U.S. Air Flight #1630 at 5:52 p.m....ETA in South Bend at 6:36 p.m.

MIAMI VS. DePAUL

Game Date: January 29, 1990
Charter Bus to Chicago on 1/28/90
U.S. Air Flight #1473 departs Chicago on 1/30/90 at 12:00 noon...arrives in Charlotte at 2:44 p.m. and connects with U.S. Air Flight #1544 at 3:32 p.m....ETA in Miami at 5:15 p.m.

TRIP SIX
MIAMI VS. NORTH CAROLINA

Game Date: February 5, 1990
American Flight #382 departs Miami on 2/4/90 at 6:00 p.m....ETA in Raleigh at 8:07 p.m.

American Flight #1047 departs Raleigh on 2/6/90 at 9:00 a.m....ETA in Miami at 10:58 a.m.

TRIP SEVEN
MIAMI VS. DAVIDSON

Game Date: February 10, 1990
U.S. Air Flight #1415 departs Miami on 2/9/90 at 1:55 p.m....ETA in Charlotte at 3:42 p.m.

U.S. Air Flight #1055 departs Charlotte on 2/11/90 at 10:05 a.m. ...ETA in Miami at 12:00 noon.

TRIP EIGHT
MIAMI VS. FLORIDA STATE

Game Date: February 17, 1990
U.S. Air Flight #1795 departs Miami on 2/17/90 at 10:50 a.m....ETA in Tallahassee at 12:07 p.m.

U.S. Air Flight #1660 departs Tallahassee on 2/18/90 at 9:05 a.m. ...arrives in Orlando at 9:57 a.m. and connects with U.S. Air Flight #1043 at 10:55 a.m....ETA in Miami at 11:51 a.m.

TRIP NINE
MIAMI VS. PROVIDENCE

Game Date: February 21, 1990
Eastern Flight #97 departs Miami 2/20/90 at 4:53 p.m....arrives in Atlanta at 6:45 p.m. and connects with Eastern Flight #576 at 7:45 p.m....ETA in Providence at 9:57 p.m.

Eastern Flight #737 departs Providence on 2/22/90 at 7:27 a.m....arrives in Atlanta at 10:04 a.m. and connects with Eastern Flight #211 at 10:55 a.m....ETA in Miami at 12:50 p.m.



Jerome Scott

HOTELS, AIRLINES, CAR RENTALS AND TAXIS

HOTELS

AIRPORT	
Airport Hilton 5101 Blue Lagoon Drive, Miami	262-1000
Airport Marriott 1201 N.W. LeJeune Road, Miami	649-5000
Embassy Suites 3974 N.W. South River Drive, Miami Springs	634-5000
Radisson Mart Plaza 711 N.W. 72 Avenue, Miami	261-3800
Sheraton River House 3900 N.W. 21 Street, Miami	871-3800
CAMPUS (CORAL GABLES/COCONUT GROVE)	
The Biltmore Hotel 1200 Anastasia Avenue, Coral Gables	445-1926
Doubletree Hotel 2649 South Bayshore Drive, Coconut Grove	858-2500
Dadeland Marriott 9090 South Dadeland Boulevard, Miami	663-1035
Grand Bay Hotel 2669 South Bayshore Drive, Coconut Grove	858-9600
Holiday Inn - Coral Gables South 1350 South Dixie Highway, Coral Gables	667-5611
Hyatt Coral Gables 50 Alahambra Plaza, Coral Gables	441-1234
DOWNTOWN	
Biscayne Bay Marriott 1633 North Bayshore Drive, Miami	374-3900
Hotel Intercontinental 100 Chopin Plaza, Miami	577-1000
Hyatt Regency Downtown 400 S.E. Second Avenue, Miami	358-1234
Omni International 1601 Biscayne Boulevard, Miami	374-0000
Sheraton Brickell Point 495 Brickell Avenue, Miami	373-6000
KEY BISCAYNE	
Sheraton - Key Biscayne 555 Ocean Drive, Key Biscayne	361-5775
Sonesta Beach Hotel 350 Ocean Drive, Key Biscayne	361-2021
MIAMI BEACH	
Clarion Castle 5445 Collins Avenue, Miami Beach	865-1500
Fontainebleau Hilton 4441 Collins Avenue, Miami Beach	538-2000
Sheraton Bal Harbour 9701 Collins Avenue, Miami Beach	865-7511
OTHERS	
Doral Hotel & Country Club 4400 N.W. 87 Avenue, Miami	592-2000
Miami Lakes Inn Main Street, Miami Lakes	821-1150

AIRLINES

American Airlines	358-6800
Braniff	1-800-272-6433
Continental	1-800-525-0280
Delta	448-7000
Eastern	873-3000
Pan Am	874-5000
Piedmont	358-3396
United Airlines	377-3461
Airport Ground Transportation — SuperShuttle	871-2000

AUTOMOBILE RENTALS

Alamo	1-800-732-3232
Avis	1-800-331-1212
Budget	1-800-527-0700
General	1-800-327-7607
Hertz	1-800-654-3131
InterAmerican (outside Florida)	1-800-327-1278
InterAmerican (in-state)	(305) 871-3030
National	1-800-328-4567
Thrifty	1-800-367-2277

MIAMI AREA CAB SERVICE

Yellow Cab	444-4444
Metro Taxi	888-8888
Airport Limousine Service	526-5764
Diamond Cab	545-7575
Red Top Sedans	526-5764
Speedy Cab	861-9999
Sunshine Cab Company	445-3333



Sonny Hirsch
WIOD play-by-play announcer



Joe Zagacki
WIOD color commentator

HURRICANES ON THE AIR DURING THE SEASON

610 WIOD NEWS • TALK RADIO

DAILY: WIOD (610 AM)—WIOD Radio presents Hurricane reports in morning and afternoon drive time.

GAME DAYS: WIOD (610 AM)—WIOD Radio will present broadcasts of all University of Miami basketball games, home and away, with exciting pregame and postgame shows. Play-by-play announcer Sonny Hirsch and color commentator Joe Zagacki will describe all the action for the Hurricane listening audience.

ESPN

ESPN will televise the Hurricanes' contest vs. PAC Ten power Arizona on Tuesday, December 19 beginning at 10:00 p.m. EST from the Wildcats' McKale Center to a nationwide cable audience.

SportsChannel

SPORTSCHANNEL FLORIDA, the regional cable network serving the state of Florida, will cablecast 16 Hurricane games, plus all four games of the Eastern Airlines Palm Beach Classic. SportsChannel's distribution reaches over 800,000 homes throughout Florida. Additionally, the consolation and championship contests of the Eastern Airlines Palm Beach Classic and Miami's contest at Notre Dame on Jan. 27th will be cablecast by SportsChannel America which reaches over 7 million homes nationwide and includes SC cable networks in New York, New England, Chicago and Philadelphia.

THURSDAYS: HURRICANE HOTLINE SHOW—A one-hour call-in radio show featuring Coach Bill Foster and his guests will be aired by WIOD Radio (610 AM). Hosted by Hurricane play-by-play man Sonny Hirsch along with analyst Joe Zagacki, the program will air from 7:05 p.m. to 8:00 p.m.

THE ONE & ONLY 10

SATURDAYS: THE BILL FOSTER SHOW—WPLG-TV (Channel 10) carries a half-hour weekly program every Saturday at 12 Noon during the season, featuring Head Coach Bill Foster and hosted by Channel 10 Sports Anchor Frank Forte. Highlights of the previous week's game, a preview of the upcoming game and features on UM players are the focus.

HURRICANE MEDIA COVERAGE

SOUTH FLORIDA NEWSPAPERS

Miami Herald (AM/Sunday)
1 Herald Plaza, Miami, Florida 33101 ..... (305) 376-3500
Ft. Lauderdale News (PM) and Sun-Sentinel (AM/Sunday)
101 New River Drive East, Ft. Lauderdale, FL 33302 ..... (305) 761-4220
Palm Beach Post (AM/Sunday)
2751 South Dixie Highway, W. Palm Beach, FL 33405 ..... (407) 837-4440
The Sun-Tattler (AM)
2600 N. 29 Ave., Hollywood, FL 33022 ..... (305) 929-8124
South Dade News Leader (PM)
15 N. W. 1st Road, P.O. Box 339, Homestead, FL 33030 ..... (305) 245-2311
Stuart News (PM)
P. O. Box 2870, Stuart, FL 33495 ..... (407) 287-1550

STATE NEWSPAPERS

Bradenton Herald (AM/Sunday)
P. O. Box 921, Bradenton, FL 34206 ..... (813) 748-0411
Daytona Beach News Journal (AM/PM/Sunday)
P. O. Box 431, Daytona Beach, FL 32015 ..... (904) 252-1511
Ft. Myers News Press (AM/Sunday)
P. O. Box 10, Ft. Myers, FL 33902 ..... (813) 335-0363
Florida Times Union (AM/Sunday)
1 Riverside Avenue, Jacksonville, FL 33231 ..... (904) 359-4246
Orlando Sentinel (AM/Sunday)
633 N. Orange Ave., Orlando, FL 32801 ..... (407) 420-5474
Sarasota Herald-Tribune (AM/Sunday)
P. O. Box 1719, Sarasota, FL 33578 ..... (813) 953-7755
St. Petersburg Times (AM)
P. O. Box 1211, St. Petersburg, FL 33731 ..... (813) 893-8111
Tallahassee Democrat (AM/Sunday)
P. O. Box 990, Tallahassee, FL 32302 ..... (904) 599-2100
Tampa Tribune (AM/Sunday)
P. O. Box 191, Tampa, FL 33601 ..... (813) 272-7655

LOCAL TELEVISION

WTVJ-Ch. 4 (NBC); 316 N. Miami Ave.,Miami,FL 33128 ..... (305) 377-3171
WCIX-Ch. 6 (CBS); 8900 N.W. 18 Terr., Miami, FL 33172 ..... (305) 591-0666
WSVN-Ch. 7 (Ind.); 1401-79th St. Causeway,Miami,FL 33144 ..... (305) 795-2770
WPLG-Ch. 10 (ABC); 3900 Biscayne Blvd., Miami, FL 33144 ..... (305) 325-2355
WBFS-Ch. 33 (Ind.); 16550 N.W. 52 Ave., Miami, FL 33014 ..... (305) 620-6147
WPTV-Ch. 5 (NBC);622 N. Flagler Dr.,W. Palm Bch.,FL 33401 ..... (407) 655-5455
WPEC-Ch. 12 (CBS); Fairfield Drive, W. Palm Bch.,FL 33047 ..... (407) 848-7211
WPBF-Ch. 25 (ABC)
P.O. Box 31809, Palm Beach Gardens, FL 33410 ..... (407) 694-2525
WFLX-Ch. 29 (Ind.)
4119 W. Blue Heron Blvd., W. Palm Beach, FL 33404 ..... (407) 962-1700
WTVX-Ch. 34 (Ind.); P.O. Box 3434, Ft. Pierce, FL 33450 ..... (407) 464-3434
SportsChannel; 2295 Corporate Blvd., Boca Raton, FL 33431 ..... (407) 994-0250

LOCAL RADIO

WIOD (610 AM); 1401 N. Bay Causeway, Miami, FL 33141 ..... (305) 759-4311
WNWS (790 AM); 20450 N.W. 2 Ave., Miami, FL 33169 ..... (305) 653-8811
WQAM (560 AM); 9881 Sheridan St., Hollywood, FL 33024 ..... (305) 621-4300
WINZ (940 AM); 4330 N.W. 207 Drive, Miami, FL 33055 ..... (305) 624-6307

WIRE SERVICES

Associated Press, 9100 N.W. 36 St., Miami, FL 33178 ..... (305) 594-5825
United Press Intl., 2100 Coral Way, Miami, FL 33145 ..... (305) 285-1550

SPANISH MEDIA

El Herald, 1 Herald Plaza, Miami, FL 33101 ..... (305) 376-3584
Diario Las Americas,2900 N.W. 39 St., Miami,FL 33142 ..... (305) 633-3341
WQBA (1140 AM); 2828 Coral Way, Miami, FL 33145 ..... (305) 447-1140
WRHC (1550 AM); 2260 S.W. 8 St., Miami, FL 33135 ..... (305) 541-3300
WAQI (710 AM); 2960 Coral Way, Miami, FL 33145 ..... (305) 445-4040
WCMQ (1210 AM); 1411 S.W. 22 St., Miami, FL 33145 ..... (305) 285-1210
WLTV-Ch. 23 (Ind.); 2103 Coral Way, Miami, FL 33145 ..... (305) 285-9588
WSCV-Ch. 51 (Ind.); 2470 W. 8 Ave., Hialeah, FL 33010 ..... (305) 882-8787
Spanish Intl. Network,2324 N.W. 7 St., Miami, FL 33125 ..... (305) 642-7990
Telemundo Sports; 2470 W. 8 Ave., Hialeah, FL 33010 ..... (305) 884-8200

STUDENT MEDIA

The Hurricane, P.O. Box 248132, Coral Gables, FL 33124 ..... (305) 284-4401
WVUM (90.5 FM); P.O. Box 248191, Coral Gables, FL 33124 ..... (305) 284-5786
The IBIS Yearbook, P.O.Box 248121, Coral Gables, FL 33124 ..... (305) 284-6385

ATHLETIC DEPARTMENT DIRECTORY

ATHLETIC DIRECTOR'S OFFICE
Sam Jankovich, Athletic Director 284-3822
Terry Nordeen, Administrative Assistant 284-3822
Elli Kalafatis, Secretary 284-3822

MEN'S BASKETBALL
Bill Foster, Head Coach 284-2680
Dan Chu, Assistant Coach 284-2680
Stan Nance, Assistant Coach 284-2680
Gary Tuell, Part-Time Assistant Coach 284-2680
Jorge Fernandez, Graduate Assistant Coach 284-2680
Roberta Manning, Senior Secretary 284-2680

ACADEMICS
Dr. Anna Price, Academic Support Coordinator 284-3243
Tony Russell, Assistant Coordinator 284-3243
Dr. Jodi Yambor, Sports Psychologist 284-3243
Dr. Gale Lang, Study Skills Coordinator 284-3243
Kevin Walford, Tutor Coordinator 284-3243
Rose Mayhugh, Senior Secretary 284-3243

ADMINISTRATION
Doug Johnson, Assoc. Ath. Director/Compliance & Internal Operations 284-3822
Mike Quashie, Asst. Athletic Director/Facilities 284-3822
Connie Nickel, Director of Events 284-3822
Dave Scott, Asst. Athletic Director/Recruiting 284-3822
Dorothy Wehr, Receptionist/Switchboard 284-3822

BASEBALL
Ron Fraser, Head Coach 284-4171
Brad Kelley, Assistant Coach 284-4236
Jim Pizzolatto, Assistant Coach 284-4171
Turtle Thomas, Assistant Coach, Recruiting Coordinator 284-2074
Lazaro Collazo, Graduate Assistant 284-4171
Vicki Luna, Secretary 284-4171

WOMEN'S BASKETBALL
Ferne Labati, Head Coach 284-5802
Robin Harmony, Assistant Coach 284-5802
Toni Smiley, Assistant Coach 284-5802
Ella Gibbons, Senior Secretary 284-5802

BUSINESS OFFICE
Harvey Stern, Business Manager 284-2364
Carleen Fernandez, Business Office 284-2030
Rich Cole, Business Office 284-2783
Terry Horton, Travel Secretary 284-2362

CREW
Joe O'Connor, Head Coach 284-3811

EQUIPMENT ROOM
Mike Short, Equipment Manager 284-5171
Bobby Revilla, Assistant Equipment Manager 284-5171

FOOTBALL
Dennis Erickson, Head Football Coach, Quarterbacks 284-2674
Myrna Schneider, Secretary to Head Football Coach 284-2674
Dave Arnold, Assistant Coach, Tight Ends/Special Teams 284-3822
Bob Bratkowski, Offensive Coordinator, Receivers 284-3822
Bob Karmelowicz, Assistant Coach, Defensive Line 284-3822
Art Kehoe, Assistant Coach, Assistant Offensive Line 284-3822
Sonny Lubick, Defensive Coordinator, Linebackers 284-3822
Gregg Smith, Assistant Head Coach, Offensive Line 284-3822
Tommy Tuberville, Assistant Coach, Linebackers 284-3822
Alex Wood, Assistant Coach, Running Backs 284-3822

Carmen Grosso, Graduate Assistant 284-3822
Ed Orgeron, Graduate Assistant 284-3822
Scott Runyan, Graduate Assistant 284-3822
Pete Savage, Graduate Assistant 284-3822
Dan Werner, Volunteer Assistant 284-3822
Edie Rackoff, Football Secretary 284-2563

GOLF
Chuck Winship, Head Men's Coach 284-4028
Lela Cannon, Head Women's Coach 284-4385

HURRICANE CLUB
Carl R. Meyer, Assoc. Athletic Director/External Operations 284-6699
Evelyn Schwartz, Asst. Ath. Director/Director of Development 284-6699
Hal Allen, Assistant to Athletic Director 284-4169
Amy Deem, Staff Accountant 284-6699
Joanne Evering, Secretary/Receptionist 284-6699
Shirley Martin, Staff Associate 284-6699
Patricia Oramas, Staff Associate 284-6699
Marianne Zernich, Executive Director, Palm Beach ..... (407) 655-4500
Greg Murphy, Executive Director, Broward ..... (305) 525-7500, Ext. 53

SPORTS INFORMATION
Larry Wahl, Associate Athletic Director for Communications 284-3244
Richard Dalrymple, Sports Information Director 284-3244
Arlene Adams, Assistant Sports Information Director 284-3244
John Hahn, Assistant Sports Information Director 284-3244
Ken Lee, Assistant Sports Information Director 284-3244
Tom Piero, Assistant Sports Information Director 284-3244
Esther Livenstein, Senior Staff Assistant 284-3244
Carol Recicar, Administrative Assistant 284-3244

SPORTS MARKETING
Neal H. Bendesky, Asst. Ath. Director/Mktg. & Corp. Sponsorships 284-2400
Robert B. Oliva, Director of Hispanic Affairs 284-2400
A. Embry Burrus, Promotions Coordinator 284-2400
Gina Marie Bryan, Administrative Assistant 284-2400

STRENGTH ROOM
Brad Roll, Head Strength and Conditioning Coach 284-5260
Mick Smith, Asst. Strength and Conditioning Coach 284-5260

SWIMMING AND DIVING
Jack Nelson, Head Coach 284-3593
Randy Ableman, Diving Coach 284-3639
Richard Cahalan, Assistant Swimming Coach 284-3593
Susan Marshall, Assistant Swimming Coach 284-3593

TENNIS
John Hammill, Head Men's Coach 284-4166
Eric Lundt, Assistant Men's Coach 284-4166
Ros Riach, Head Women's Coach 284-5174
Andrea Pent, Assistant Women's Coach 284-5174

TICKET OFFICE
Steve Dangerfield, Asst. Athletic Director/Ticket Operations 284-2655
Pamela Young, Assoc. Ticket Manager 284-2655
Terry Cooksey, Senior Staff Assistant 284-2655
Matt Coyne, Staff Assistant 284-2655

TRACK AND CROSS COUNTRY
Tony Caballero, Head Coach 284-3822
Bob Zell, Assistant Coach 284-3822
Amy Deem, Assistant Coach 284-3822

TRAINING ROOM
Andy Clary, Head Athletic Trainer 284-4131
Frank Grimaldi, Asst. Athletic Trainer 284-4131
Andy Moffett, Asst. Athletic Trainer 284-4131
Al Shuford, Asst. Athletic Trainer 284-4131

UNIVERSITY OF MIAMI





The University of Miami is the largest independent teaching and research university in the Southeast and, opened in 1926, is among the nation's youngest. The Coral Gables campus, 10 miles from Miami, is the site of most of the university's undergraduate and graduate programs. The University also operates a medical center in downtown Miami, a world renowned marine and atmospheric science school on Virginia Key in Key Biscayne Bay, and a bio-medical research and development center on its South Campus.

Following goals established in its nationally acclaimed strategic plan, the University of Miami is in the final year of one of the largest fund raising campaigns in the history of higher education in the United States. The campaign has raised more than $450 million for endowment, facilities and equipment, and current operations, and will continue until December 1989.

Enrollment at the University of Miami has grown from a few hundred, when classes were held in a remodeled Coral Gables Hotel, to more than 13,800 credit-seeking students including about 8,600 undergraduate, 2,900 graduate, 1,400 law and 640 medical students.

Representing all U.S. states and 107 foreign countries, the student body is composed of 59 percent Florida residents, 28 percent from other states, and 12 percent foreign nationals. Eighty-three percent of the 1,500 member faculty hold doctorates or other terminal degrees in their fields.

SCHOOLS, COLLEGES, INSTITUTES and CENTERS

The University offers 130 undergraduate and 175 graduate degree programs through Schools of Architecture, Business Administration, Communication, Continuing Studies, Education, International Studies, Law, Marine and Atmospheric Sciences, Medicine, Music, and Nursing, the Graduate School, and Colleges of Arts and Sciences and Engineering.

The Rosenstiel School of Marine and Atmospheric Science is recognized as one of the top three marine science schools in the country. The University offers graduate, as well as undergraduate, degree programs in marine affairs and marine sciences.

Established in 1952 as Florida's first medical school, the University of Miami School of Medicine is the hub of the UM/Jackson Memorial Medical Center, the fifth largest such complex in the country and one of the hemisphere's major centers for teaching, research, diagnosis and patient care. The hospital was recently ranked as "The Best in Medicine" based on peer review by 200 physicians from across the country.

In addition to schools and colleges, many institutes, centers and interdisciplinary units attract national recognition for research and other programs. Among them are: Bascom Palmer Eye Institute, Innovation and Entrepreneurship Institute, Institute for Molecular and Cellular Evolution, Law and Economics Center, Center on Adult Development and Aging, Mailman Center for Child Development, and the North-South Center.





RESEARCH

As it has for more than a decade, the University ranks among the top three percent of 2,600 universities and colleges receiving federal research and development grants. During the 1987-88 academic year, the faculty were awarded more than $91 million in separately budgeted grants and contracts from federal, state, local, and private sources — a $10 million increase over the previous year.

In addition to basic research in science, medicine, engineering and social sciences, current projects cover a wide spectrum of global concerns including climatology, oceanography, population and resource studies, criminal justice, aging, water quality, productivity, technology transfer, international relations and health care.



UNIVERSITY OF Miami

THE COMMUNITY

A crossroads where cultures and commerce of Latin America, the Caribbean, Europe, Asia and North America merge, the greater Miami area is one of the most dynamic regions of the country. Coral Gables hosts hemispheric headquarters of many multi-national corporations and yet, maintains the Mediterranean charm envisioned by its (and the University's) founder, George Merrick, 63 years ago.



ACADEMIC ASSISTANCE PROGRAMS

In striving to meet the challenges facing the student-athlete in today's complex society, the University of Miami Athletic Department, along with the Developmental Services Center on campus, has laid the groundwork for a unique academic support program that will serve to enhance the life of the student-athlete. This cooperative effort between the academic and athletic communities reflects the commitment of the entire university to the complete development of the student-athlete.

Academic Coordinator Dr. Anna Price administers the academic support program, which is under the guidance of Associate Athletic Director Bruce Mays and with the support of UM Athletic Director Sam Jankovich. The system has been designed to encourage students of all levels to best prepare themselves for a career after athletics.

"We have a responsibility to help the student-athlete develop his or her full potential both in and out of the classroom, so he leaves the institution with a marketable degree and is ready to deal with the realities of day-to-day society," said Jankovich. "It goes much further than just maintaining academic eligibility and both our coaching staffs and academic support staff fully understand and believe in that."

The results of this philosophy have been very impressive as the graduation rate for all UM athletic programs exceeds 60%. Leading the charge in academic excellence at the University is Head Coach Bill Foster. In 22 years of college coaching, 90% of all of Foster's players have earned their degrees. Coupled with the heavy emphasis placed on academics at the UM, Foster boasts a perfect 100% graduation rate. The coach has very strong feelings concerning the importance of academics in the life of a young man. In this day and age, it is a rarity to find a major college coach in any sport who can boast a winning percentage and a graduation rate of better than 65%.

To ensure the University's continued philosophy of reaching for higher academic standards, the coaches have recruited student-athletes that are as impressive in the classroom as they are on the court and the athletic department has made major increases in its budget for academic support systems — most specifically in the area of tutorial programs. As a result, the ratio between tutors and student-athletes will reach three-to-one in the 1988-89 academic year.

"We want to facilitate the true personal development of the student-athlete by establishing a strong fundamental background," said Dr. Price. "We provide support in helping him develop the balance between academics and athletics as well as proper time management and mental attitude in order to realize and build on his strengths."

In addition to advanced methods of individual and group tutoring, several other vehicles have been set up to acquaint student-athletes with techniques and skills in order to facilitate progress toward graduation. Student-athletes are taught a variety of performance enhancement techniques such as visualization, time management, relaxation skills, goal setting principles and thought-stopping. The use of these skills will benefit the student-athlete academically, athletically, socially and also in terms of their personal growth and development.

Support staff in this area has increased drastically since Jankovich took over as Athletic Director in 1983. Dr. Price is joined by Sports Psychologist, Dr. Jodi Yambor; Dr. Gale Lang, Coordinator of the Study Skills Program; and Toni Russell, Assistant Academic Support Coordinator.



1989 graduate Mark Richardson



Hurricanes Jake Morton (lower left) and Joseph Randon with basketball tutors Katy Williams (lower right) and Barbara Inskeep.

NICKNAMES, MASCOTS, ETC.

THE HURRICANES — It began in controversy. Some reports say that the '27 squad held a team meeting to select Hurricanes, hoping they would sweep away opponents just as the devasting storm did on September 16, 1926. Another version holds that MIAMI NEWS columnist Jack Bell came out to the field the day before UM's freshman team played Rollins in '26 and asked end Porter Norris what the team should be called. Told that local dignitaries and University officials wanted to name the team for a local flora or fauna, Norris said the players wouldn't stand for it and suggested "Hurricanes" since the opening game had been postponed by such a storm. From time to time, opposition has arisen to the name that would "re-enforce Miami's negative reputation as a weather-beaten community living constantly under the threat of destruction." But as one UM official rationalized in the 60's, "Does anyone think Chicago is overrun by Bears just because the town has a football team by that name?"

ORANGE, GREEN & WHITE — The UM school colors were selected in 1926 by a committee consisting of Ruth Bryan Owens (daughter of famed attorney William Jennings Bryan), Harry Provin and Bertha Foster. Owens was a member of the board of regents and taught speech at the University. From her suggestion, the colors of the Florida orange tree were to represent UM — orange for the fruit itself, green for the leaves and white for the blossom.

THE U — In 1973, the UM Athletic Federation, the then fund-raising arm of the athletic department, commissioned a local public relations expert to develop a distinctive logo. The University had gone several years with a variety of helmet and uniform changes and the Federation noted that a number of major colleges have the initials UM (three of whom have been on the football schedule the last two years — Maryland, Missouri and Michigan). Miami designer Bill Bodenheimer suggested the U idea, which lent itself to inserting silhouetted athletes in the middle of the U to establish distinctive logos for each sport, as well as slogans like "U gotta believe" and "U is great."

THE MIAMI MANIAC — Serving as the official mascot at all Hurricane basketball home games is the Miami Maniac. Having been originated by UM Baseball Coach Ron Fraser in 1983, the Maniac also performs at Miami baseball games as well as special performances as the official mascot of the College World Series. The maniac inside the costume since 1984 is John Routh, who also portrays Sebastian The Ibis, the official mascot of Hurricane football. Routh is in his ninth year in the mascot business, having begun as 'Cocky,' the mascot of the University of South Carolina, his alma mater.









ATHLETIC EXCELLENCE

A DYNAMIC DECADE

June 1989: UM baseball team makes College World Series and extends its record of post-season play to 17 consecutive years.



All-America Steve Walsh

March 1989: the Lady Canes' basketball team advances to the NCAA Tournament for the first time ever

January 2, 1989: An explosive Hurricane football squad overwhelms Nebraska in the 55th Orange Bowl Classic, 23-3, extending the Canes 4-year record to 44-4—including a national championship and two No. 2 finishes.

November 25, 1988: The University of Miami men's basketball team tips-off its season in its new state-of-the-art home, the Miami Arena.

September 1988: Two Hurricane student-athletes earn medals in the Seoul Olympic Games - Mike Fiore, a gold for baseball and Wendy Lian Williams, a bronze for diving

June 1988: UM golfer Tracy Kerdyk is named the "Golfware Amateur Player of the Year."

February 25, 1988: Maria Rivera becomes the UM's all-time leading career basketball scorer, male or female.

January 1, 1988: UM defeats Oklahoma in the 54th Orange Bowl Classic to gain the undisputed national championship in football and complete its first-ever 12-0 season.



All-time leading scorer Maria Rivera

May 23, 1987: Andrew Burrow becomes the first UM tennis player to win the NCAA men's singles championship since Pancho Segura (1943-45).

December 6, 1986: Quarterback Vinny Testaverde receives the Heisman Trophy, the first UM player to win college football's most coveted award.



1987 National Champion Andrew Burrow

May 23, 1986: Ronni Reis and Lise Gregory win the NCAA doubles championship in women's tennis

November 22, 1985: After a 14-year hiatus, men's basketball returns to UM as the Hurricanes under head coach Bill Foster beat The Citadel, 85-77

June 11, 1985: The Hurricane baseball team defeats Texas to capture its second College World Series title in four years.

May 26, 1984: The UM women's golf team wins its fifth national team title at Tarpon Springs.

January 1, 1984: In one of the most thrilling bowl games of all time, UM upsets Nebraska in the Orange Bowl to gain its first national championship.



1988 Olympic Gold Medalist Mike Fiore

May 28, 1983: Penny Hammel captures NCAA individual championships in women's golf.

June 12, 1982: The Miami baseball team defeats Wichita State to clinch its first College World Series

September 6, 1981: UM golfer Nathaniel Crosby wins U.S. Amateur at San Francisco's Olympic Club

March 24, 1980: Hurricane Diver Greg Louganis—who would go on to win golds in the 1984 and 1988 Olympic Games—wins both the one and three-meter events at the NCAA championships.

ATHLETIC FACILITIES



The above photo showcases the University of Miami intercollegiate athletic facilities. The Hecht Athletic Center, home of Hurricane athletics, is located at No. 1 Hurricane Drive, Coral Gables, Florida 33146.

1. Mark Light Stadium — completed in 1977, the artificial surface at "The Light" has been home of NCAA World Series Champions in 1982 and '85. One of the nation's most complete facilities, MLS has a seating capacity of 5,000.

2. The Ron Fraser Building — completed in 1987 and located on the grounds of Mark Light Stadium, this structure is named for the "Wizard of College Baseball," Miami's Head Coach Ron Fraser. The plush new facility houses the Hurricane baseball offices, clubhouse, and VIP sky box.

3. The Greentree Track — completed in 1988, this all weather surface has already played host to nearly a dozen Olympic competitors. The six lane track is complete with steeple chase capabilities, four jumping pits, and shot, discus and hammer throw circles.

4. The Knight Sports Complex — completed in 1985, this building houses the practice courts, locker rooms, and coaching offices for the Miami basketball program. The million dollar-plus structure is one of the nation's newest and most complete basketball practice facilities.

5. The Hecht Athletic Center — dedicated in 1979, the Hecht Center houses all the administrative offices within the University of Miami athletic program.

6. The Greentree Practice Fields — the practice home of the 1983 and '87 national football champions.

7. The Neil Schiff Tennis Center — dedicated in 1987, the new home to Miami Tennis is one of the top five collegiate facilities in the nation.



Mark Light Stadium. Built in 1977, "The Light" has been Hurricanes' launching pad to national baseball titles in 1982 and 1985 while playing host to eight NCAA regional tournaments.



Dedicated on May 3, 1987, the Ron Fraser Building, located on the grounds of Mark Light Stadium, houses the entire UM Baseball operation.



The Neil Schiff Tennis Complex is the UM's most recent athletic addition and the home of the prestigious Ryder-UM Tennis Tournament.



The weight training facility located in the Knight Sports Complex.



The brand new Miami Arena has become the new home to Miami Basketball...a state of the art structure built exclusively for basketball, the 15,862 seat Miami Arena is the site for basketball in the City that now boasts two teams — The Hurricanes and the Miami Heat of the NBA. Located in downtown Miami near beautiful Biscayne Bay, the Arena is a 15 minute Metrorail ride from the Coral Gables campus.



The Knight Sports Complex, bordering the football practice fields, was opened in 1985 and houses the UM Basketball offices. With its addition, the Knight Complex doubled the size of the department's weight facilities and paved the UM's road back into basketball in 1985-86.



Inside the Knight Sports Complex



Located in the heart of the Coral Gables campus, the Norman Whitten Student Union pool has been home for over 385 All-American swimming honors.



The University of Miami Hall of Fame building, located next to Knight Sports Complex on campus, opened this summer. The building houses monuments to those student-athletes who have attained membership to the Hall and serves as a showplace for the Athletic Department's awards, trophies and plaques. The building also provides public facilities and concessions for the KSC.



The new Hurricane football offices, have been made possible through the support of the Golden Canes. The addition creates expanded locker rooms, new meeting rooms, offices and a reception area while transformation of the former football offices will enable the academic support system to more than double its current working area.



The Orange Bowl, site of all University of Miami home football games and the annual Orange Bowl Classic bowl game.



EDWARD T. FOOTE II
PRESIDENT, UNIVERSITY OF MIAMI

Edward T. Foote II, fourth president of the University of Miami, leads one of the nation's youngest private teaching and research universities. Now the largest private university in the Southeast, it is increasingly recognized as a national and international leader.

Since his inauguration in 1981, President Foote has guided the University of Miami during a period of remarkable transition. The University has formed new schools of Architecture, Communication and Graduate International Studies, and the North-South Center; recruited 57 percent of its 1500 member faculty; raised more than $400 million in its fund raising campaign, one of the largest in the history of American higher education; reexamined and reemphasized priorities to stress undergraduate and graduate education as well as research; and entered the select circle of Phi Beta Kappa membership.

President Foote has been very active in the South Florida community since his arrival eight years ago. He is the founder and chairman of the Miami Coalition to Fight Drugs and serves on several community-based boards and panels. He was also a member of the Florida Academic Task Force for the Review of the Insurance and Tort Systems.

Before coming to Miami, President Foote held the following positions at Washington University in St. Louis: Special Advisor to the Chancellor and Board of Trustees (1980-81); Dean of the School of Law, where he taught constitutional law and legal ethics (1973-1980); Vice Chancellor, General Counsel and Secretary to the Board of Trustees (1970-73). From 1966 to 1970, he was an associate in the law firm of Bryan, Cave, McPheeters and McRoberts in St. Louis.

From 1963 to 1965, he worked as a reporter in Washington, D.C., first for the Washington Star, and later, while studying law at the Georgetown University Law Center, for the Washington Daily News. In his last year of law school, he worked as an assistant to the chairman of the Pennsylvania Avenue Commission. Following his 1959 graduation from Yale University, he served until 1962 as an officer in the U.S. Marine Corps.



SAM JANKOVICH
ATHLETIC DIRECTOR

Just over six years ago, Sam Jankovich accepted the challenge of guiding the University of Miami athletic department. It was a demanding task, an undertaking which would shape the course of Hurricane athletics for years to come.

The challenge would take place during one of the most trying times in the history of intercollegiate athletics — a period where the emphasis on winning, academic excellence, overall competitiveness, and generating revenues has reached an all-time high. The task would be a tough one, but the man appointed to steering the Hurricane athletic fortunes jumped in head first, with his shirt sleeves rolled up and a hard working dedication that has touched just about everyone who has come into contact with the Miami program over that six year stretch.

The results have been significant and positive — and they have come in leaps and bounds since Jankovich first walked through the doors of the Hecht Athletic Center on June 13, 1983.

National championships have been won in successive years like clockwork: football (1983), women's golf (1984), baseball (1985), women's tennis (doubles in 1986), men's tennis (singles in 1987) and football again (1987). The Hurricanes' overall athletic program has reached a Top 10 national ranking, based on national finishes in men's and women's sports results, and a surplus of world class athletes in all phases of the intercollegiate arena have walked through those same doors of the Hecht Center.

Now the doors of the Miami athletic department are expanding. The broad-based program has seen an increasing emphasis in women's athletics including a first-ever NCAA women's basketball tournament appearance in 1989 in coach Ferne Labati's initial year at UM.

Tournament and event sponsorships are reaching new heights. New horizons have been pursued and conquered in the resurrection of a major college men's basketball program which sat dormant for 14 years until Jankovich built the foundation for its reinstatement in 1984. With the rebirth, came the construction of the 1.1 million dollar Knight Sports Complex which sits adjacent to the Hecht Center and houses the Hurricane men's and women's roundball programs. The sparkling new facility has also enabled the growth of a UM strength room into one of the nation's largest and most complete.

Adjacent to the Knight Sports Complex will be the new UM Hall of Fame Building which is scheduled for completion this year. Construction in 1987 and 1988 included the plus 1,000 seat Neil Schiff Tennis Center, the refurbishing of the Greentree Track and Field; and the Ron Fraser Building, which houses dugout clubhouse and office facilities for Mark Light Stadium. This past baseball season saw the addition of a state-of-the-art scoreboard that further makes the Hurricanes' baseball home among the most attractive in the country.

Last year, Jankovich led the way for expansion and improvements of the football practice facilities, including the addition of an all weather artificial surface field. Following the 1989 spring practice session, ground was broken for a new football coaching office complex that will include renovation of the Hecht Athletic Center to allow for the expansion of the academic support area.

In subsidizing the growth and expansion of facilities and nationally elite programs, Jankovich has broken new ground in the always challenging areas of funding a major college program within a private institution. In cultivating the support of the South Florida community, Jankovich has overseen the development of the Hurricane Club into a financial foundation that has increased its annual gift total from $750,000 in 1982 to close to $3 million in 1989.

During that time, ticket sales have also made dramatic strides, with 1988 producing an all-time high in football season tickets.

Additional revenues have been generated through Hurricane appearances on network television at an unprecedented rate. In the past five years, Hurricane football, basketball and baseball teams have made 69 network television appearances. The 1988 football team played seven of its 12 games in front of a network TV audience. Jankovich has also negotiated contracts that ensure weekly programs featuring UM coaches and staff on both local radio and television.

In pursuing the department's goal of striving to attain the nation's most outstanding overall athletic program Jankovich added men's and women's varsity crew to the Hurricane roster in 1987 and during that first year of competition, Miami brought home a national championship in the NCAA's novice division.

Though ambitious and determined to compete with the best in the nation, Jankovich has maintained a predominant focus on the importance of the development of the student who is also an athlete. UM has taken the lead with its drug-testing and education program that is among the finest in the nation. Academic support systems have grown in size, scope and productivity over the past six years, and as a very visible result, the UM athletic department's graduation rate has soared to nearly 70 percent.

That success has earned Jankovich a great deal of respect, not only locally but on the national level as well. He is Chairman of the NCAA Division 1-A Athletic Directors Television committee, and was recently asked to serve on the Executive Board of the College Football Association (CFA). He is the first vice president of the Division 1-A Athletic Directors, is second vice president of NACDA, the National Association of College Directors of Athletics and is on the NCAA Special Events and post-season football committee.

Prior to coming to Miami, Jankovich served as athletic director at Washington State University where he developed a $7.5 million building effort that included new construction and renovation of existing facilities. While competing in the prestigious PAC-10 Conference, his teams participated in their first bowl in 50 years (1981 Holiday Bowl), made two NCAA basketball tournament appearances and captured a conference title in track.

Committed to community activities, the Jankovich family is very active in the Serbian Orthodox Church. Sam is married to the former Patty Mullins of Butte, Montana. They have three children and eight grandchildren.

YEAR ON STAFF: SEVENTH

Professional Experience:
1983-1989 Director of Athletics, University of Miami, Miami, Florida
1976-1983 Director of Athletics, Washington State University, Pullman, Washington
1971-1976 Assistant Athletic Director, Washington State University, Pullman, Washington
1966-1968 Director of Physical Education and Athletics, School District No. 1, Butte, Montana

Coaching Experience:
1968-1971 Head Assistant Football Coach and Defensive Coordinator, Washington State University, Pullman, Washington
1964-1966 Assistant Football Coach, Montana State University, Bozeman, Montana
1962-1964 Assistant Basketball Coach, Butte Public High School, Butte, Montana
1961-1964 Head Football Coach, Butte Public High School, Butte Montana
1960-1963 Head Women's Track Coach, City of Butte, Montana
1958-1961 Head Wrestling Coach and Assistant Football Coach, Butte Public High School, Butte, Montana
1958 Graduate Assistant, University of Montana, Missoula, Montana
1958 Head Coach, East-West Shrine Game

Playing Experience:
1956-1958 Three-year letterman at linebacker and offensive guard for the University of Montana

Education:
1952 graduate of Butte Public High School, Butte, Montana
1958 B.S. in Business Administration, University of Montana, Missoula, Montana

Personal Data:
Full Name: Samuel Jankovich
Age: 55
Born: September 10, 1934 in Butte, Montana
Wife: the former Patty Mullins of Butte, Montana
Children: Michael 34, Sue Ellen 32, Sam Jr. 26
Grandchildren: eight



BILL FOSTER
HEAD BASKETBALL COACH

There is something very special about the look. There is no mistaking it. No hiding it. No faking it. It is the distinctive look that combines the emotions of many moments: the look of a young child on Christmas morning; of proud parents on their sons' or daughters' first day of school; of childhood friends reuniting after a long absence. It is the look of baited anticipation, excitement, and warmth.

Bill Foster carries this look every day. It begins as an amber glow in his eyes and slowly overcomes his face in an impassioned blaze as he takes the short walk from his office in the Knight Sports Complex down the stairway to the basketball court. After 23 years as a collegiate basketball coach, Foster's love and dedication to the game are unmistakable.

Foster enters the 1989-90 basketball campaign with an impassioned bounce in his step and the positive attitude that is sure to reap rewards for the young Hurricanes.

Yes, "young" Hurricanes. It is year number five for the UM program and the first class of building blocks has departed the UM campus with degrees in hand. The first four seasons of Hurricane basketball blew through the nation, strengthening along the way, continually challenging the NCAA's basketball elite to where it seemed that the 'Canes had always been there. But Bill Foster remembers where Miami has come from.

Four years ago, Foster convened his coaching staff on an outdoor patio in Coral Gables, Florida, and tossed a basketball into the air. A simplistic act, but one which had not been seen on the University of Miami campus in 13 years.

Basketball had been all but a distant memory to South Florida. There was no schedule ... no practice facility ... no returning letterman ... there was only a dream.

Foster, recognized as one of the finest builders of championship college basketball programs, stood in the warm Florida sun with a most challenging task set before him — to build the University of Miami a winning basketball program from scratch.

When the program was restored in 1984, a brief peak at the imposing schedule of opponents would have appeared to be suicide for the infant program with dreams of becoming a national contender. With such a slate, even the greatest of South Florida's optimists would have balked at the thought of Miami posting more than 14 wins in any of its first four years.

In the years that have followed, Foster has set about the task of transforming Hurricane basketball into a force in the world of college basketball. No shortcuts have been taken. No easy steps. Foster has painstakingly done things "the right way."

The recent accomplishments of Miami's first four years in the "new era" have impressed even the most optimistic basketball followers and have instilled a nervous anticipation of the exciting future that lies ahead:

*** The UM program has developed through weathering the storms of the nation's very best opposition. In the last four seasons, Miami has faced 30 teams that have advanced to the NCAA Tournament, including eight last season. Miami also has played 15 NIT teams in that same span.

*** In the past four years, two out of every three Hurricane games have been broadcast on live television, while 11 of those contests have been network telecasts — CBS, NBC, ESPN & USA.

*** The Hurricanes were victorious in 32 of 53 games played at home in the James L. Knight Center. In 1988-89, the UM basketball program stepped up to the new $56 million Miami Arena where the 'Canes posted a 12-5 home record.

*** Through four years of competition, Miami's basketball program has maintained a team grade point average of better than 2.5. Last year's squad included guard Kevin Presto who earned third-team Academic All-America honors. For his career, Head Coach Bill Foster has maintained a graduation rate of over 90% while his record at Miami stands at a perfect 100%



Head Coach Bill Foster

*** Foster has held true to his promise of playing a national schedule. In three seasons, the Hurricanes have travelled to 19 different states and Puerto Rico. This year the Hurricanes travel to Arizona, Illinois, Indiana, North Carolina, Rhode Island, Virginia, and Washington.

*** Victories. A total of 65 wins against 56 losses in the first four seasons, including a 14-win total in the first year of basketball in 14 years, followed by a 16-win season in 1986-87, a 17-win campaign in '87-88, and a 19-12 mark in the '88-89 season.

The accomplishments are extraordinary, but Foster is not about to rest on his team's laurels. What is of the utmost importance is not where the Hurricanes have been, but where they are now and where they are going.

Despite having lost eight seniors from last season and having no senior corps for the upcoming season, Foster refuses to consider his team in a rebuilding stage. The seven returning lettermen on the UM squad provide a strong base at all positions on the court. Toss in what is considered the 'Canes best recruiting class since the return of the program, including the first class that contained Eric Brown and Dennis Burns, and it is easy to see why Foster refers to the '89-'90 'Canes as "The Next Generation." Once again, nothing will be handed to Miami on a silver platter, but with Foster's belief that "we can accomplish anything, as long as we work together and work hard," clear skies are the horizon for Miami.

Bill Foster's road to the sunshine of Miami has been weaved with successful stops at every southern coaching post. His career began at Carson Newman College in Tennessee, where he guided the 1958 freshman team to a 19-1 record during his senior year at the school.

His only high school coaching job was at Marion High School in Marion, South Carolina, where he posted a three-year record of 42-21 from 1958 to 1961.

At Shorter College in Rome, Georgia, his five year totals included four 20-win seasons and 15 conference and tournament championships.

After spending two years as a recruiter at The Citadel, Foster took on the tall task of constructing a major college program at the University of North Carolina-Charlotte. At UNCC, he saw the opportunity to transform a Division III program into a solid major college power. From a group of junior college transfers during his first season (1970-71), to the later likes of Cedric Maxwell, Foster laid the solid foundation that would produce a record of 45-7 in his final two years at UNCC. Following his departure to Clemson, the UNCC team that five years earlier had been a mere Division III program, advanced to the finals of the 1976 NIT and on to 1977 NCAA Final Four.

Moving on to Clemson in 1975, Foster inherited a program that had never won 20 games in a single season, while making only one post season tournament appearance in more than 60 years. In nine seasons, Foster's Tigers made four tournament trips, while posting three twenty-game winners and an NCAA quarterfinalist berth.

Foster's tenure at Clemson was highlighted by fifteen wins over teams that were ranked in the Top 20 — including an 87-82 overtime win over No. 1 Duke in 1980. His teams made four straight trips to post season tournaments from 1978 to 1982, and the 1980 club advanced to the NCAA quarterfinal before bowing to UCLA by an 85-74 count. During that same season, the Tigers went undefeated at home, while earning a national ranking for nine straight weeks.

When you consider the state the individual programs were in prior to Foster's arrival, the following statement becomes even more astounding: In 23 years of college coaching, Bill Foster has won 418 games against just 232 losses. In that time, only two of his teams have failed to produce a winning record.

Not only has he built winning programs around the country, Foster also has helped guide the careers and lives of hundreds of young men. In the five years since the Miami program has been restored, the graduation rate of the Miami basketball program stands at a perfect 100% For his career, Foster's graduation rate comes in at over 90%, and he has helped guide the careers of current NBA stars Cedric Maxwell (UNC-Charlotte), Tree Rollins (Clemson) and Larry Nance (Clemson).

COACHING EXPERIENCE

1984- Head Coach, University of Miami, Miami, Florida
1975-84 Head Coach, Clemson University, Clemson, South Carolina
1969-75 Head Coach and Athletic Director, University of North Carolina-Charlotte, Charlotte, North Carolina
1967-69 Assistant Coach, The Citadel, Charleston, South Carolina
1962-67 Head Coach and Athletic Director, Shorter College, Rome, Georgia
1958-61 Head Coach, Marion High School, Marion, South Carolina
1957-58 Freshman Coach, Carson Newman College, Jefferson City, Tennessee

EDUCATIONAL BACKGROUND

1961 M.S. Physical Education and Administration, University of Tennessee, Knoxville, Tennessee
1958 B.S. Physical Education (cum laude), Carson Newman College, Jefferson City, Tennessee
1954 Graduate and Salutatorian of Hemingway High School, Hemingway, South Carolina

PERSONAL DATA

Born ..... April 1, 1936
Full Name ..... William Carey Foster
Family ..... Foster and his wife, the former Linda Maxwell of Asheville, North Carolina, have two daughters, Leslie Kay Nelsen (27) and Laura Lynn Kenkel (25).

BILL FOSTER'S COLLEGIATE COACHING RECORD — 23 Years — 418-232 — .643

Head Coach — Shorter College, Rome, GA — 5 Years

YEAR	WON	LOST	PCT
1962-63	16	8	.667
1963-64	22	5	.815
1964-65	24	5	.828
1965-66	26	5	.839
1966-67	22	8	.733
TOTALS	**110**	**31**	**.780**

Assistant Coach — The Citadel, Charleston, South Carolina — 2 Years

Head Coach — Univ. of N. Carolina-Charlotte, Charlotte, NC — 5 Years

YEAR	WON	LOST	PCT
1970-71	15	8	.652
1971-72	13	12	.520
1972-73	14	12	.538
1973-74	22	4	.846
1974-75	23	3	.889
TOTALS	**87**	**39**	**.693**

Head Coach — Clemson University, Clemson, SC — 9 Years

YEAR	WON	LOST	PCT	
1975-76	18	10	.643	
1976-77	22	6	.786	
1977-78	15	12	.555	
1978-79	19	10	.655	NIT
1979-80	23	9	.718	NCAA
1980-81	20	11	.645	NIT
1981-82	14	14	.500	NIT
1982-83	11	20	.355	
1983-84	14	14	.500	
TOTALS	**156**	**106**	**.595**	

Head Coach — University of Miami, Miami, FL — 4 Years

YEAR	WON	LOST	PCT
1985-86	14	14	.500
1986-87	15	16	.483
1987-88	17	14	.548
1988-89	19	12	.613
TOTALS	**65**	**56**	**.537**



Daniel Chu
Assistant Coach

Year on UM Staff: Fifth

Entering his third season as a full-time member of the Hurricane coaching staff is assistant coach Daniel Chu. A graduate assistant coach since the rebirth of the program in November of 1985, Chu has been a major catalyst in the rapid development of the Miami program. His overall knowledge of the college game has made him a valuable asset to Bill Foster's staff in the areas of scouting, academics, recruiting and actual work on the floor in practice sessions and games.

A 1981 graduate of St. Mark's School in Dallas, Texas, Chu spent his first two seasons as a college player at Cornell University (1981-83). He completed his playing career at Washington University in St. Louis, Missouri, where he earned a Bachelor of Science degree in electrical engineering.

Combining a unique combination experience while being one of the nation's youngest Division I full-time assistant coaches, Chu also has been very active in the summer camp circuit for the last four years. He was one of the founders of the Dallas All-Star Basketball Camp (now known as the Spud Webb Basketball Camp), and he has also worked the Bill Foster Basketball Camp at the University of Miami in each of the past four years.

The 26-year-old Chu and his wife, the former Victoria Boyd of Cincinnati, Ohio, have one daughter, Katie Elizabeth, 1.

Coaching Experience:

1987-	Assistant Coach, University of Miami, Coral Gables, Florida
1985-87	Graduate Assistant Coach, University of Miami, Coral Gables, Florida

Playing Experience:

1983-85	Two-year letterman at Washington University, St. Louis, Missouri
1981-82	Freshman team member at Cornell University, Ithaca, New York
1979-81	Three-year letterman at St. Mark's School, Dallas, Texas

Education:

1987	M.A. in Athletic Administration, University of Miami, Miami, Florida
1985	B.S. in Electrical Engineering, Washington University, St. Louis, Missouri
1981-83	Attended Cornell University, Ithaca, New York
1981	Graduate of St. Mark's School, Dallas, Texas

Personal Data:
Full Name: Daniel T. Chu
Age: 26
Born: May 30, 1963
Wife: the former Victoria Boyd of Cincinnati, Ohio
Children: Katie Elizabeth, 1



Stan Nance
Assistant Coach

Year on UM Staff: Second

The saying that "Success Breeds Success" is personified in Assistant Coach Stan Nance. Having been a significant force in the outstanding accomplishments at every stop in his playing and coaching career, Nance joined the Miami staff as full-time assistant coach in 1988 with the determination to keep his winning record intact.

Nance began his winning ways during his four-year career at Rutgers University where he helped the Scarlet Knights to a pair of NCAA tournament appearances and two births in the National Invitational Tournament. The 1975-76 Rutgers team posted a perfect 31-0 regular season record and advanced to the NCAA Final Four.

Following graduation, Nance remained at Rutgers as an assistant coach for one season before being hired as an assistant at St. Peter's which earned two NIT invitations during his three seasons on the Peacocks staff.

In 1982, Nance began a four-year stint as an assistant coach at Boston College. While a member of the Eagle coaching staff, BC posted a 76-45 (.628) record. Boston College's 1982-83 team won the Big East regular season crown and advanced to the NCAA Tournament's Final 16 before finishing with a 25-7 ledger. The '83-84 squad managed and 18-12 mark en route to a NIT invitation and the '84-85 Eagle team received a bid to the NCAA tourney with a 20-11 record.

Most recently, Nance served as an assistant at Virginia Commonwealth University for two seasons in which the Rams produced an overall record of 40-27, including a 23-13 mark in the 1987-88 season that saw VCU advance to the quarterfinal of the NIT.

The 34-year-old Nance and his wife, the former Alethea McFarlane of Kingston, Jamaica, are the parents of a five-year-old son, Darnell.

Coaching Experience:

1988-	Assistant Coach, University of Miami, Coral Gables, Florida
1986-88	Assistant Coach, Virginia Commonwealth University, Richmond, Virginia
1982-86	Assistant Coach, Boston College, Boston, Massachusetts
1980-82	Assistant Coach, St. Peter's College, Jersey City, New Jersey
1978-79	Assistant Coach, Rutgers University, Piscataway, New Jersey

Playing Experience:

1974-78	Four-year letterwinner at guard for Rutgers University, Piscataway, New Jersey High School

Education:

1978	B.A. in Economics from Rutgers University, Piscataway, New Jersey
1974	Graduate of Springarn High School, Washington, D.C.

Personal Data:
Full Name: Stanford Nance
Age: 34
Born: July 8, 1955
Wife: the former Alethea McFarlane of Kingston, Jamaica
Children: Darnell, 5



Gary Tuell
Assistant Coach

Year on UM Staff: Third

Providing Miami with one of the country's highest levels of knowledge and seasoning at the assistant coach position is Gary Tuell, who possesses ten years of coaching experience on the collegiate level, including six years as a head coach.

Tuell came to the University of Miami in 1987 as a graduate assistant coach. He recently completed his master's degree in Sports Administration and will step up to the title of part-time assistant coach for Bill Foster. Tuell's knowledge of the game and tremendous rapport with student-athletes place him as one of the most active coaches in the country and an integral component in the success of the UM program.

A native of Louisville, Kentucky, Tuell graduated from Male High School in 1968. He received his first taste of college coaching experience as an undergraduate at the University of Louisville, assisting with the Cardinal freshman team during the 1971-72 season.

After earning a degree in English from Louisville in 1973, he served as the sports information director at his alma mater for five years.

In 1978, Tuell began his career as a head coach, accepting the top post at Cincinnati Bible College in Ohio, where he posted a four-year record of 89-29. After a two-year volunteer assistant coaching stint at Louisville (1982-84), he served as the head basketball coach at Milligan College (NAIA) in Johnson City, Tennessee. After leaving Milligan, he spent a year as a college scout while working on a book that chronicled the history of Louisville Cardinal Basketball.

Coaching Experience:

1987-	Assistant Coach, University of Miami, Coral Gables, Florida
1985-86	Head Coach, Milligan College, Johnson City, Tennessee
1982-84	Assistant Coach, University of Louisville, Louisville, Kentucky
1978-82	Head Coach, Cincinnati Bible College, Cincinnati, Ohio
1971-72	Assistant Freshman Coach, University of Louisville, Louisville, Kentucky

Playing Experience:

1966-68	Three-year letterman at Male High School, Louisville, Kentucky

Education:

1973	B.A. in English at University of Louisville, Louisville, Kentucky
1968	Graduate of Male High School, Louisville, Kentucky

Personal Data:
Full Name: Gary David Tuell
Age: 39
Born: January 16, 1950
Marital Status: Single



Jorge Fernandez
Assistant Coach

Year on UM Staff: First

The newest member of the Miami coaching staff is Assistant Coach Jorge Fernandez. A native of Miami, Fernandez enhances the UM's status in recruiting in the local area and adds a youthful zest to the Hurricane staff.

Fernandez, who steps into the graduate assistant position vacated by Gary Tuell's move to the part-time assistant post, was a standout at local Killian High School where he earned first-team all-city and third-team all-state honors.

Following high school, Fernandez attended Stetson University where he graduated in 1989 with a Bachelor's degree in finance. He earned a varsity letter in each of his four years at Stetson, and was voted his team's captain and "Most Valuable Player" in his senior season.

Fernandez, who is currently pursuing a MBA from the University of Miami, has participated in both the local Goya and Pro-Am summer basketball leagues, and serves as an instructor for the Bill Foster Summer Basketball Camp.

Coaching Experience:

1989-	Assistant Coach, University of Miami, Coral Gables, Florida
1988-89	Assistant Coach, Barry University, Miami, Florida

Playing Experience:

1981-85	Four-year letterman at Stetson University, Deland, Florida
1979-81	Three-year letterman at Killian High School, Miami, Florida

Education:

1985	B.A. in Finance, Stetson University, Deland, Florida
1981	Graduate of Killian High School, Miami, Florida

Personal Data:
Full Name: Jorge Fernandez
Age: 26
Born: August 28, 1963
Marital Status: Single



Head Coach Bill Foster (pointing) with (left to right) Assistant Coaches Stan Nance, Gary Tuell Daniel Chu.



Brad Roll
Head Strength and Conditioning Coach

Year on UM Staff: First

Professional Experience:

1989-	Head Strength and Conditioning Coach, University of Miami, Coral Gables, Florida
1987-89	Speed and Strength Coordinator, University of Kansas, Lawrence, Kansas
1986	Soviet Strength and Conditioning Seminar, Soviet Sports Institute, Moscow, Russia
1984-87	All Sports Strength and Conditioning Coach, University of Southwestern Louisiana, Lafayette, Louisiana
1983-84	Assistant Strength & Football Coach, University of Southwestern Louisiana, Lafayette, Louisiana
1982-83	Assistant Football Coach (Part time), University of Southwestern Louisiana, Lafayette, Louisiana
1981-82	Graduate Assistant Football Coach, University of Southwestern Louisiana, Lafayette, Louisiana
1980-81	Graduate Assistant Football Coach, Stephen F. Austin State University, Nacogdoches, Texas

Education:

1981	M.Ed. in Education Administration, Stephen F. Austin State University, Nacogdoches, Texas
1980	B.S. in Physical Education, Stephen F. Austin State University, Nacagdoches, Texas
1976	Graduate of Spring Branch High School, Houston, Texas

Personal Data:
Full Name: Bradley Paul Roll
Age: 31
Born: July 4, 1958
Marital Status: Single



Frank Grimaldi
Assistant Athletic Trainer

Year on UM Staff: First

Professional Experience:

1989-	Assistant Athletic Trainer, University of Miami, Coral Gables, Florida
1983-89	Associate Athletic Trainer, University of Maryland, College Park, Maryland
1979-83	Head Athletic Trainer, United Township High School, East Moline, Illinois
1978-79	Graduate Assistant Athletic Trainer, Northern Illinois University, DeKalb, Illinois

Education:

1983	M.S. in Education, Northern Illinois University, DeKalb, Illinios
1978	Certified, National Athletic Trainers Association
1978	B.S. in Education, Northern Illinois University, DeKalb, Illinois
1974	Graduate of Ridgewood High School, Norridge, Illinois

Personal Data:
Full Name: Frank Grimaldi, Jr.
Age: 33
Born: January 7, 1956
Wife: the former Mary Kay Kelly of Dalton, Illinois



John Uribe
Team Physician and Orthopedic Surgeon

Year on UM Staff: Third

Professional Experience:

1987-1989	Associate Professor and head of the Sports Medicine Division, Department of Orthopedic Surgery, University of Miami, Coral Gables, Florida
1985-1987	Orthopedic Surgeon Chief, Tripler Army Medical Center, Honolulu, Hawaii
1981-1987	Team Physician, United States Ski Team
1984-1985	Sports Medicine Fellow, Hughston Sports Medicine Clinic, Columbus, Georgia
1984	United States Physician, International Ski Jumping Championships, Garmish, West Germany
1981-1983	Assistant Chief of Orthopedic Surgery, United States Army Medical Center, Frankfurt, West Germany

Education:

1984-1985	Sports Medicine Fellowship, Hughston Sports Medicine Clinic, Columbus, Georgia
1977-1981	Orthopedic Surgery Resident, Jackson Memorial Hospital, Miami, Florida
1972-1976	M.D. University of North Carolina, Chapel Hill, North Carolina

Personal:
Full Name: John William Uribe
Age: 40
Born: September 20, 1949 in Bogota, Columbia
Wife: Nancy Reierson, M.D., of Chapel Hill, North Carolina
Children: Alex, 2

SPORTS MEDICINE STAFF



John Cunio, M.D.
(Miami, 1958)
Team Physician/
Int. Medicine
Clinical Prof./
UM Med. School



Lynn Hankes, M.D.
(Notre Dame, 1958)
Team Medical
Consultant
Cl. Asst. Prof./
UM Med. School



James Katsikas, M.D.
(Miami, 1964)
Team Physician
Medicine
Cl. Assoc. Prof./
UM Med. School



Jack Young, M.D.
(Miami, 1973)
Team Physician/
Emerg. Medicine
Cl. Assoc. Prof./
UM Med. School



Jack Brenner, D.D.S.
(Miami, 1958)
Team Dentist



Chris Mariani, D.D.S.
(Emory, 1981)
Team Dentist



Richard Mariani, D.D.S.
(Miami, 1957)
Team Dentist



Robert Tanner, O.D.
(Penn State, 1941)
Team Optometrist

STUDENT MANAGERS



Jonathon Slater



John Alber



Ted Lange



Mike Wendel

PLAYER PROFILES





21
BRANDON ADAMS
F, 6-6, 210, 19, Sophomore
Washington, DC
Major: Business

AT MIAMI: Second-year sophomore who signed a national letter of intent to join the Hurricanes in April of 1988...the only true forward in the Miami recruiting class of 1988 and a leading candidate for extended playing time at the open forward positions...has an excellent shooting touch in the tradition of Mark Richardson...joins Joe Wylie as the two Hurricanes from Washington, DC. **AS A FRESHMAN IN 1988-89:** Saw action in nine contests logging an average of four minutes per outing...was used to spell Eric Brown and Dennis Burns at the forward positions...tallied four points on shooting one-of-one from the field and two-of-two from the free throw line in his first collegiate game vs. Maryland-Eastern Shore...intense efforts in practice sessions earned him 11 minutes of time and four points vs. No. 1-ranked Duke...also tallied four points in Miami's 102-69 downing of Pennsylvania in the Eastern Airlines Palm Beach Classic. **HIGH SCHOOL:** Started his senior season for perennial national power Flint Hill Prep in Oakton, VA after transferring from nearby St. John's High School in Washington, DC...led St. John's to a 21-4 record in 1986-87...Flint Hill finished the '87-88 campaign with a 22-2 record in independent play and a No. 9 national ranking...averaged 11.2 points and 7.1 rebounds per game for FHP which had all five starters averaging in double figures...has an excellent shooting touch, hitting on 62.5% of his field goal attempts...tallied 18 points in a victory over Miami High en route to winning the prestigious King Cotton Tournament in Pine Bluff, AK...selected to the Washington Post All-Independent Team...coached at Flint Hill by Stu Vetter. **PERSONAL:** Full name is Brandon E. Adams...majoring in Business at Miami...born 8/17/70.

ADAMS' CAREER HIGHS

PTS — 4 vs. three opponents
FG — 2 vs. Duke (12/10/88)
vs. Pennsylvania (12/28/88)
FGA — 7 vs. Duke (12/10/88)
FG% — 1.000 vs. Pennsylvania (12/28/88, 2-2)
3-PT FG — 0
3-PT FGA — 2 vs. Duke (12/10/88)
3-PT FG% — 0.0
FT — 2 vs. Maryland-ES (11/25/88)
vs. Long Island (12/16/88)
FTA — 2 vs. Maryland-ES (11/25/88)
vs. Long Island (12/16/88)
FT% — 1.000 vs. Maryland-ES (11/25/88, 2-2)
vs. Long Island (12/16/88, 2-2)
REB — 3 vs. Texas (2/22/89)
AST — 1 vs. Duke (12/10/88)
BLK — 0
STL — 0
MIN — 11 vs. Duke (12/10/88)

ADAMS' CAREER TOTALS

					3-POINT				REBOUND								
YEAR	GP-GS	MIN-AVG	FGM-FGA	FG%	FGM-FGA	FG%	FTM-FTA	FT%	OFF	DEF	TOT-AVG	AST	STL	BLK	TO	PF-DQ	PTS-AVG
88-89	9-0	32-4	7-17	.412	0-3	.000	4-5	.800	2	4	6-0.7	1	0	0	3	8-0	18-2.0



Brandon Adams



11
TREVOR BURTON
G, 6-2, 190, 18, Freshman
Miami, Florida
Major: Business

AT MIAMI: First-year who freshman signed a national letter of intent to attend Miami in the fall of 1988...has excellent court awareness...a deceptive and dangerous offensive player who simply finds a way to score. **HIGH SCHOOL:** South Miami High...is the all-time leading scorer at his HS with 2,643 career points...led Dade County in scoring three consecutive years...finished his senior campaign by averaging 29.2 points, 7.3 rebounds and 4.2 assists per game...led the Cobras to a 30-4 record and a District 16 4-A championship...was all-city for two seasons, first-team all-state, honorable mention to both the Dixie Dozen and Street And Smith's All-America...tallied 21 points in the Dade County all-star game...was the leading scorer for the South team with 16 points in the Florida North/South contest...finished third in the balloting for Mr. Florida Basketball...an excellent student who was a member of his school's honor roll...joined by fellow freshman Paul Shipe as the two Hurricanes from the state of Florida...coached in high school by Charles Funk. **PERSONAL:** Enjoys music and reading in free time...full name is Trevor Morris Burton...born 9/11/71.



32
JUSTIN CALDWELL
F, 6-7, 210, 19, Freshman
Houston, Texas
Major: Business

AT MIAMI: First-year freshman who signed a national letter of intent to come to Miami in the fall of 1988...has excellent size and strength...should develop into a much needed force on the boards for the 'Canes. **HIGH SCHOOL:** North Shore High...a four year starter who was a major cornerstone of his team's success that saw the win column grow from just six victories in his freshman season to 17, 20 and 21 wins in the next three years...led his team to a the district runner-up spot and a berth in the state playoffs with a 21-12 final slate...was voted firstteam all-district in both his sophomore and junior years, but was sidelined with a knee injury after 21 games of his senior year...rehabilitation has him certified back at 100%...was averaging 16 points and seven rebounds per contest prior to being injured...shot 55% from the field and 70% from the line, including 164 free throws made...an honor graduate who is in the top 25% of his class...joins Joseph Randon, Thomas Hocker and fellow freshman Hammie Ward as Miami players hailing from the state of Texas...was a teammate ow Ward's on the postseason Houston Gold all-star team...coached in high school by Randy Weisinger. **PERSONAL:** Majoring in Business at Miami...full name is James Justin Caldwell...born 9/14/70



25
DOUG ELLIOTT
F, 6-6, 190, 18, Freshman
Wade, North Carolina
Major: Architecture/Commercial Art

AT MIAMI: First-year freshman who signed a national letter of intent to come to Miami in the fall of 1988...has excellent quickness and strength...could provide immediate depth on the UM front line. **HIGH SCHOOL:** Cape Fear High...three-year starter tallying 1,750 career points...led his team to conference championships in each of his final two seasons...team finished with a 18-10 record his senior season in 4-A action...has excellent work habits and attitude...averaged 23.2 points, 16 rebounds and three blocked shots per contest...was a three-time member of his all-conference team and was voted second-team all-state his senior year...travelled to Germany in the spring of '89 to play in the Albert Schweitzer Games...selected to play in the North Carolina East/West All-Star game, but chose to enroll in summer courses at the UM...is the only current Hurricane from the state of North Carolina...coached in high school by Leon Brock. **PERSONAL:** Hobbies include drawing and fishing...full name is Douglas Deon Elliott...born 5/17/71.



12
THOMAS HOCKER
G, 6-2, 165, 20, Junior
Dallas, Texas
Major: Business

1988-89 TEAM RANKINGS:
1st—Assists (109, 3.6 apg)
1st—Free Throw Percentage (.955, 42-44)
1st—3-Point Field Goal Percentage (.419, 13-31)
4th—3-Point Field Goals Made (13)
4th—Minutes Played (633)
5th—Games Started (17)
5th—Steals (26)
5th—Free Throws Attempted (44)

AT MIAMI: Third-year junior who displayed uncanny poise and composure in starting 43 of 61 games in first two seasons as a Hurricane...returns as the most experienced 'Cane...possibly the best pure shooter on the UM squad, will be counted on this season to increase scoring output...is one of the finest free throw shooting players in the country with a career mark of 90.8% (108-119). **AS A SOPHOMORE IN 1988-89:** Displayed increased confidence in his shot and ability to penetrate to create offensive opportunities...started 17 of his 30 appearances, missing only the Florida Atlantic game with the flu...was No. 1 on the UM squad in free throw percentage with a mark of 95.5% (42-44), including making good on his last 33 straight attempts from the charity stripe...led the team in assists with 109 (3.6 apg)...recorded 10 assists, three steals and four points in opener vs. Maryland-Eastern Shore...led the 'Canes in rebounding vs. UCLA with six boards while adding seven assists...shot a perfect three-for-three from the field, including two-for-two on three-pointers, for eight points vs. Bethune-Cookman...tallied five points and four rebounds vs. an oversized Duke squad...tallied nine assists, four rebounds and four points in helping Miami to a 102-66 win over Long Island...hit two of three field goals and seven of eight free throws for 11 points while adding three rebounds, three assists and two steals in Miami's 102-69 defeat of Pennsylvania...scored all eight of Miami's overtime points in 99-94 OT win at NCAA tourney participant Rutgers...dished out five assists in upset of No. 16 Kansas, 87-86...shot a perfect three-for-three FG's and four-for-four FT's for 10 points while adding two rebounds and eight assists in 107-86 win over Brigham Young...Miami was 3-0 when Hocker scored in double



Thomas Hocker

figures. **AS A FRESHMAN IN 1987-88:** Demonstrated great basketball instincts and big time passing skills as he recorded a team-leading 130 assists, the highest individual total since the rebirth of the UM program...received a baptism by fire when his first career start came against Gary Grant of Michigan (first round NBA pick of Seattle, later traded to LA Clippers) when he held his own with four points and five assists...dished out 10 assists in Miami's 96-68 victory over Colgate in the first round of the City of Miami Classic...scored 14 points against Duquesne at the Great Alaska Shootout...scored 11 markers and dished out five assists in Miami's road victory over Providence '83-77...is joined by Joseph Randon as the two Hurricanes hailing from the state of Texas. **HIGH SCHOOL:** Two-year starter and team captain at Highland Park High School...as a senior was first-team all-district...voted Most Valuable Player in District IX-5A...first-team all-region II-5A...first-team all-metro...named "MVP" of the Arlington Classic, where he scored 35 points in the final game...McDonald's All-America nominee...starter at the BCI Texas Shootout...played in the AAU Junior Olympics in Jacksonville, FL...state runner-up at the Texas Association of Basketball Coaches Hall of Fame Game three-point contest...participated in the Texas High School Association All-Star Game...averaged 18 points, 3.5 rebounds and eight assists per game in leading Highland Park to a 27-5 record his senior year...as a junior, connected on 86% of his free throws...led team to a 19-11 record, averaging 15 points and five assists per game...named first-team all-district and second-team all-metro...coached in high school by Tom Shelton. **PERSONAL:** Full name is Thomas Helm Hocker...major is Business...born 4/21/69.

HOCKER'S CAREER HIGHS

PTS — 14 vs. Duquesne (11/28/87)
FG — 5 vs. Duquesne (11/28/87)
FGA — 7 vs. Eastern Illinois (12/24/88)
vs. Duquesne (11/28/87)
FG% — 1.000 vs. Purdue (12/30/87, 4-4)
3-PT FG — 2 on four occasions
3-PT FGA — 5 vs. South Florida (2/6/89)
3-PT FG% — 1.000 vs. Bethune-Cookman (12/5/88, 2-2)
FT — 7 vs. Pennsylvania (12/28/88)
FTA — 8 vs. Pennsylvania (12/28/88)
FT% — 1.000 vs. Rutgers (1/3/89, 6-6)
vs. South Florida (3/1/88, 6-6)
REB — 8 vs. St. Thomas (12/17/87)
AST — 10 vs. Maryland-ES (11/25/88)
vs. Colgate (12/4/87)
BLK — 1 vs. Providence (1/24/89)
vs. Monmouth (2/4/88)
STL — 5 vs. Coppin State (1/20/88)
MIN — 38 vs. MD-Baltimore County (1/11/88)

HOCKER'S CAREER TOTALS

					3-POINT				REBOUND								
YEAR	GP-GS	MIN-AVG	FGM-FGA	FG%	FGM-FGA	FG%	FTM-FTA	FT%	OFF	DEF	TOT-AVG	AST	STL	BLK	TO	PF-DQ	PTS-AVG
87-88	31-26	860-28	53-114	.465	13-39	.333	66-75	.880	16	75	91-2.9	136	29	1	68	38-0	185-6.0
88-89	30-17	633-21	42-84	.500	13-31	.419	42-44	.955	8	66	74-2.5	109	26	1	69	41-1	139-4.6
TOTALS	61-43	1493-24	95-198	.480	26-70	.371	108-119	.908	24	141	165-2.7	245	55	2	137	79-1	324-5.3



3
SAMARR LOGAN
F, 6-5, 165, 18, Freshman
East Orange, New Jersey
Major: Business

AT MIAMI: First-year freshman who signed a national letter of intent to come to Miami in the Fall of 1988...extends Miami's history of New Jersey players in the footsteps of Dennis Burns. **HIGH SCHOOL:** Three-year starter at Essex Catholic Boys High...led his team to a 21-5 mark and a Northland Hills Conference championship in his senior season...averaged 19 points, 10 rebounds and three assists per contest...tallied 439 total points in his final year at Essex including a school-record three-point goal total of over 60 trifectas...named first-team to all-county, all-area, and all-district rosters while earning a spot on the second-team all-state team...was an academic honor student during his senior season...tallied 13 points in New Jersey's North-South All-Star game...is the only current player on the UM roster from the garden state...coached in high school by Chuck Colaiacovo. **PERSONAL:** Enjoys movies, studying and dancing in free time...full name is Samarr Sylk Logan...majoring in Business at Miami...born 1/23/71.



13
JAKE MORTON
G, 6-1, 190, 20, Sophomore
Bowie, Maryland
Major: Business

1988-89 TEAM RANKINGS:
3rd—Steals (40)
3rd—Three-Point Field Goals Made (26)
3rd—Three-Point Field Goal Percentage (.371, 26-70)
4th—Games Started (20)
4th—Free Throw Percentage (.675, 27-40)

AT MIAMI: Second-year sophomore who split time as the starting two-guard with former 'Cane Levertis Williams during rookie year...moved into a starting role on the merits of his intense work on the defensive end...is one of two second-year guards on the UM squad (other is Jerome Scott) who team up as the top two defensive specialists for Miami...a very consistent and hardworking player...signed a national letter of intent to attend Miami in April of 1988...is the only player on the Hurricane squad from the state of Maryland. **AS A FRESHMAN IN 1988-89:** Appeared in 29 contests, receiving the starting nod in 20 games...averaged 16 minutes of PT per outing...was third on the UM squad with 40 steals...had an excellent outing vs. Old Dominion in the Chaminade Christmas Classic, (a 77-76 UM win), when he fired in 12 points, including two-of-three from threepoint land, while adding four rebounds, one assist, one steal and no turnovers...tallied 14 points vs. Stanford while holding the Cardinal's All-American Todd Lichti to just 11 points, well below the Pac-10's all-time leading scorer's average of over 24 ppg...hit for a personal high 16 points vs. Brigham Young on six-of-eight from the field, including four-of-five trifectas...equaled that total two games later with a sweet 16 vs. Tennessee Tech...Miami was 4-1 when Morton scored in double figures. **HIGH SCHOOL:** Two-year starter while a member of varsity squad for three seasons at Gonzaga High School in Washington, DC...helped his team to records of 24-6 during his senior year, 16-16 in his junior season and 29-3 and a No. 5 national ranking in his sophomore campaign...led his team to championships of the prestigious Bluegrass Tournament in Louisville, KY (16-team tourney) and the Alhambra Tournament in Cumberland, MD (8-team tourney)...averaged 14 points and seven rebounds per game his junior year and 20.1 points and 5.2 rebounds per contest in his senior season...a deadly threat from the perimeter, averaging 57% on two-point field goals and an even 50% from beyond the three-point stripe...recorded the fewest turnovers on his squad with just 52 TO's in 30 games...voted to all-star teams by both the Washington Post and Washington Times...played against fellow UM sophomore Jerome Scott in the preliminary round of the 1988 McDonald's Capital Classic where he was ranked as one of the top 13 players for the Capital All-Stars...coached in high school by Dick Myers. **PERSONAL:** Full name is Jacob Samuel Morton...enjoys fishing and swimming...nicknamed "Jake the Snake" for the way he moves on the court...majoring in business at Miami...born 4/21/69.

MORTON'S CAREER HIGHS

PTS — 16 vs. Tennessee Tech (2/8/89)
vs. Brigham Young (2/4/89)
FG — 6 vs. Brigham Young (2/4/89)
FGA — 10 vs. Tennessee Tech (2/8/89)
FG% — .800 vs. Savannah State (3/2/89, 4-5)
3-PT FG — 4 vs. Brigham Young (2/4/89)
vs. Stanford (1/16/89)
3-PT FGA — 6 vs. Tennessee Tech (2/8/89)
3-PT FG% — .800 vs. Brigham Young (2/4/89, 4-5)
vs. Stanford (1/16/89, 4-5)
FT — 5 vs. Florida International (3/6/89)
FTA — 8 vs. Florida International (3/6/89)
FT% — 1.000 vs. Tennessee Tech (2/8/89, 4-4)
REB — 4 vs. three opponents
AST — 5 vs. DePaul (2/11/89)
BLK — 1 vs. Eastern Illinois (12/24/88)
vs. Long Island (12/16/89)
STL — 3 vs. four opponents
MIN — 30 vs. DePaul (2/11/89)
vs. South Florida (2/6/89)

MORTON'S CAREER TOTALS

					3-POINT				REBOUND								
YEAR	GP-GS	MIN-AVG	FGM-FGA	FG%	FGM-FGA	FG%	FTM-FTA	FT%OFF	DEF	TOT-AVG	AST	STL	BLK	TO	PF-DQ	PTS-AVG
88-89	29-20	462-16	59-138	.428	26-70	.371	27-40	.675	14	28	42-1.4	35	40	2	36	74-3	171-5.9



Jake Morton



4
JOSEPH RANDON
G, 6-4, 210, 19, Sophomore
Rosenberg, Texas
Major: Business

1988-89 TEAM RANKINGS:
2nd—Field Goal Percentage (.536, 60-112)
5th—Free Throws Made (43)
5th—Blocked Shots (4)

AT MIAMI: Second-year sophomore who will be looked upon to provide much needed strength on the boards and offensive firepower in 1989-90...showed steady improvement, an eagerness to learn, and excellent work habits through his first season...has a tremendous wingspan (nearly seven feet from fingertip to fingertip) and is a great leaper...is a natural shot blocker who tends to play much bigger than 6-4...signed a national letter of intent to attend Miami in April of 1988...is the one of four Hurricanes from the state of Texas along with Thomas Hocker, Justin Caldwell and Hammie Ward. **AS A FRESHMAN IN 1988-89:** Developed into a key player earning four starting assignments...most duty came when spelling former 'Canes Eric Brown or Dennis Burns...has played in 30 games this season while starting four...an excellent shooter who knocked in 53.6% of his shots...had four points, three rebounds and two assists in 12 minutes of action in his first collegiate game vs. Maryland-Eastern Shore...had a 12-point effort vs. Long Island on perfect three-for-three from the field and six-of-six from the charity stripe...also added six rebounds in his 17 minutes vs. the Blackbirds...was in the lineup for tipoff in the final two games of the Chaminade Christmas Classic vs. Eastern Illinois and Old Dominion where his two game totals reached 11 points, 12 rebounds, four assists and three steals...had 14 points on four of six FG's and six of seven FT's vs. Pennsylvania...put together three games in double figures vs. Providence (11 pts.), Marquette (11 pts.) and New Mexico (15 pts.) when Joe Wylie and Mark Richardson were sidelined with injuries...15 pts. vs. the Lobos and eight boards vs. the Warriors were career highs...other double figure game came vs. Texas when he tallied 11 points on three of four FG's and five of six FT's while adding four rebounds and two steals in just 10 minutes of action. **HIGH SCHOOL:** Three-year starter as a guard/forward swingman...in senior year, led Terry High School to a 28-7 record and the 25-5A District Championship, considered one of the top three districts in Texas...Terry was 25-7 (district runner-up) his junior season and 21-9 during his sophomore campaign...led district in scoring (23.3 ppg), assists (7.4 apg) and was second in rebounds (9.6 rpg)...was a unanimous choice as district Most Valuable Player...also earned second-team All-Greater Houston and third-team Texas HS Sportswriters All-State kudos...coached in high school by Fletcher Walker. **PERSONAL:** Full name is Joseph Renwick Randon...enjoys fishing, dancing and hunting in free time...born 12/15/69.

RANDON'S CAREER HIGHS

PTS — 15 vs. New Mexico (2/1/89)
FG — 6 vs. New Mexico (2/1/89)
FGA — 13 vs. Marquette (1/28/89)
FG% — 1.000 vs. South Florida (2/18/89, 4-4)
3-PT FG — 0
3-PT FGA — 1 vs. three opponents
3-PT FG% — .000
FT — 6 vs. Pennsylvania (12/28/88)
vs. Long Island (12/16/88)
FTA — 7 vs. Virginia Commonwealth (1/9/89)
vs. Pennsylvania (12/28/88)
FT% — 1.000 vs. Long Island (12/16/88, 6-6)
REB — 8 vs. Marquette (1/28/89)
vs. Kansas (1/12/89)
AST — 3 vs. Eastern Illinois (12/24/88)
BLK — 1 vs. four opponents
STL — 3 vs. Eastern Illinos (12/24/88)
MIN — 30 vs. Marquette (1/28/89)

RANDON'S CAREER TOTALS

					3-POINT					REBOUND							
YEAR	GP-GS	MIN-AVG	FGM-FGA	FG%	FGM-FGA	FG%	FTM-FTA	FT%	OFF	DEF	TOT-AVG	AST	STL	BLK	TO	PF-DQ	PTS-AVG
88-89	30-4	356-12	60-112	.536	0-3	.000	43-71	.606	34	50	84-2.8	25	18	4	38	54-2	163-5.4



Joseph Randon



33
JOE ROSS
C, 6-11, 235, 22, Junior
Ypsilanti, Michigan
Major: Business

AT MIAMI: Fourth-year junior who will vie for playing time at the center position vacated by Mark Richardson...strong showings by Ross would enable Joe Wylie to play at No. 4 and greatly increase the strength of the 'Canes' front line...has made steady improvement since joining the UM squad in 1986 despite incurring heavy setbacks with two knee surgeries...has a solid shooting touch around the basket and could develop into a consistent force under the boards with continued work on strength and aggressiveness...is the tallest player on the Miami squad...the only current Hurricane from the state of Michigan. **AS A SOPHOMORE IN 1988-89:** Saw limited action, appearing in just five contests, averaging four minutes per outing...most playing time came against Stanford following Mark Richardson's ankle injury when Ross tallied six points and one rebound in 15 minutes of action...other appearances came vs. Maryland-Eastern Shore, Bethune-Cookman, Long Island and Marquette. **AS A FRESHMAN IN 1987-88:** Underwent arthroscopic knee surgery at the beginning of fall practice and saw limited action in 16 games...best overall outing as a collegian came in Miami's 110-82 loss against Purdue in the championship game of the Eastern Airlines Palm Beach Classic, Ross scored 14 points (4 of 4 from the floor and 6 of 6 from the charity stripe) and grabbed 5 rebounds in 16 minutes...connected on his first 11 free throws of the year finishing 11 of 14 (78.6%)...averaged just four minutes per contest played...with the same playing time as Horford, stats would add up to over 18 points and seven rebounds per game and 72 blocked shots. **AS A RED SHIRT IN 1986-87:** Gained valuable experience while facing Horford and Mark Richardson every day in practice...used red shirt season to make great improvement in overall strength from hard work in the weight room...also showed considerable progress on the floor, gaining confidence while making the adjustment to major college basketball...suffered a knee injury which caused him to miss the final few weeks of the season. HIGH SCHOOL: Averaged 16.7 points and 13.1 rebounds as a senior at Lincoln High School...led team to its first conference title in 20 years...team also captured district title...earned team "MVP" honors in final two prep campaigns...established school records for career blocked shots and rebounds...voted third-team all-state while earning all-conference, all-area, and all-region honors...led team to an 18-4 record as senior and 17-5 mark the year before...coached by Bob Rowley. **PERSONAL:** Full name is Joseph Allen Ross...signed a national letter of intent with the UM in the spring of 1986...majoring in Business at the UM...born 6/7/67.

ROSS'S CAREER HIGHS

PTS — 14 vs. Purdue (12/30/87)
FG — 4 vs. Purdue (12/30/87)
FGA — 5 vs. Stanford (1/16/89)
FG% — 1.000 vs. Purdue (12/30/87, 4-4)
3-PT FG — 1 vs. Marquette (1/16/88)
3-PT FGA — 2 vs. Marquette (1/16/88)
vs. Stanford (1/16/89)
3-PT FG% — .500 vs. Marquette (1/16/88, 1-2)
FT — 6 vs. Purdue (12/30/87)
FTA — 6 vs. Purdue (12/30/87)
FT% — 1.000 vs. Purdue (12/30/87, 6-6)
REB — 5 vs. Purdue (12/30/87)
AST — 1 vs. three opponents
BLK — 1 vs. several opponents
STL — 1 vs. Purdue (12/30/87)
MIN — 16 vs. Purdue (12/30/87)

ROSS'S CAREER TOTALS

					3-POINT				REBOUND								
YEAR	GP-GS	MIN-AVG	FGM-FGA	FG%	FGM-FGA	FG%	FTM-FTA	FT%	OFF	DEF	TOT-AVG	AST	STL	BLK	TO	PF-DQ	PTS-AVG
87-88	16-0	67-4	12-25	.480	1-3	.333	11-14	.786	1	13	14-0.9	2	2	5	12	15-0	36-2.3
88-89	5-0	22-4	2-6	.333	0-2	.000	4-4	1.000	1	1	2-0.4	1	0	0	2	3-0	8-1.6
TOTALS	21-0	89-4	14-31	.452	1-5	.200	15-18	.833	2	14	16-0.8	3	2	5	14	18-0	44-2.1



Joe Ross



44

JEROME SCOTT

G, 6-3, 175, 20, Sophomore
Great Falls, Virginia
Major: Business

AT MIAMI: Second-year sophomore who coaches look for to play a key role in the UM backcourt this season...considered one of the top two defenders, (with Jake Morton), on the UM squad...has a very explosive first step and likes to push the ball up court and penetrate...complements his aggressiveness with excellent ability to dish off and a deadly shot from three-point range...signed a national letter of intent to come to Miami in April of 1988...is the only Hurricane from the state of Virginia. **AS A FRESHMAN IN 1988-89:** Saw action in 17 contests, averaging seven minutes per outing...picked up four points, four rebounds and one assist in 15 minutes of action in his first collegiate game vs. Maryland-Eastern Shore...tallied six points vs. UCLA...had five points, including his first career three-pointer, one assist and one steal in ten minutes against Bethune-Cookman...shot a perfect two-for-two from three-point land for six points in Miami's win over Pennsylvania in the first round of the Eastern Airlines Palm Beach Classic...scored a career-high 12 points and pulled down three rebounds in 12 minutes vs. Virginia Commonwealth...had three steals and one assist in five minutes vs. Florida Atlantic.
HIGH SCHOOL: Three-year starter at South Lakes High School...led his team to records of 21-1 during his senior year, 19-5 in his junior season and 16-7 in sophomore campaign (56-13 overall)...South Lakes was the Great Falls District Champion three straight years and advanced to regional play four years straight...voted first-team all-district and all-northern region and second-team all-metropolitan...senior year statistics include averaging 22 points, five assists and four steals per game...shot 45% on two-point field goals, 38% on three-pointers and 85% from the free-throw line...broke Michael Jackson's (who starred at Georgetown and is now with the NBA's Sacramento Kings) South Lakes career scoring mark of 1,197 with 1,286 career points...played against fellow 'Cane Jake Morton in the preliminary round of the 1988 McDonald's Capital Classic...coached in high school by Wendell Byrd. **PERSONAL:** Full name is Jerome Andrew Scott...enjoys tennis, fishing and bowling...nickname is "Icewater"...majoring in business at Miami...born 9/26/69.

SCOTT'S CAREER HIGHS

PTS — 12 vs. Virginia Commonwealth (1/9/89)
FG — 4 vs. Virginia Commonwealth (1/9/89)
FGA — 10 vs. Virginia Commonwealth (1/9/89)
FG% — 1.000 vs. Pennsylvania (12/28/88, 2-2)
3-PT FG — 2 vs. Virginia Commonwealth (1/9/89)
vs. Pennsylvania (12/28/88)
3-PT FGA — 4 vs. Virginia Commonwealth (1/9/89)
3-PT FG% — 1.000 vs. Pennsylvania (12/28/88, 2-2)
FT — 5 vs. five opponents
FTA — 7 vs. Virginia Commonwealth (1/9/89)
FT% — 1.000 vs. four opponents (2-2)
REB — 4 vs. Maryland-ES (11/25/88)
AST — 2 vs. Georgetown (1/7/89)
vs. Long Island (12/16/88)
BLK — 1 vs. Georgetown (1/7/89)
vs. Pennsylvania (12/28/88)
STL — 3 vs. Florida Atlantic (2/14/89)
MIN — 12 vs. Virginia Commonwealth (1/9/89)

SCOTT'S CAREER TOTALS

					3-POINT				REBOUND								
YEAR	GP-GS	MIN-AVG	FGM-FGA	FG%	FGM-FGA	FG%	FTM-FTA	FT%OFF	DEF	TOT-AVG	AST	STL	BLK	TO	PF-DQ	PTS-AVG
88-89	17-0	124-7	19-53	.358	6-18	.333	11-21	.524	8	12	20-1.2	10	8	2	17	19-0	55-3.2



Jerome Scott



20
PAUL SHIPE
F, 6-5, 200, 18, Freshman
Kissimmee, Florida
Major: Business

AT MIAMI: First-year freshman who signed a national letter of intent to come to Miami in the fall of 1988...has extremely hard work habits both on and off the court...a very intelligent player who is always around the ball. **HIGH SCHOOL:** Osceola Senior High...three-year starter who is just beginning to tap his physical basketball skills...averaged 18 points, 11 rebounds and three assists per game in leading his squad to a 25-9 record and a District 3-A championship...hit on 55% of his field goal attempts and 76% of his shots from the charity stripe...his team finished fourth in the prestigious Great 40 Shootout that includes several of the country's top HS teams...was voted firstteam all-conference and all-area...tallied 12 points in the Florida North/South All-Star game...also played HS baseball, positioned at first base...joins fellow freshman Trevor Burton as the two current Miami players from the state of Florida...coached in high school by Ed Kershner. **PERSONAL:** Enjoys fishing and golf in free time...full name is Paul Egan Shipe...born 4/5/71.



23
HAMMIE WARD
F, 6-7, 195, 19, Freshman
Houston, Texas
Major: Business

AT MIAMI: First-year freshman who signed a national letter of intent to come to Miami in the spring of 1989...an excellent athlete who is just scratching the surface of his basketball skills. **HIGH SCHOOL:** Aldine High...did not compete during his final year of high school as he was ruled to have used four seasons of eligibility following an initial year of course work for a reading disability...made tremendous improvements while participating in all practice sessions and competed in postseason all-star competition...first recruited by Miami at the prestigious Basketball Congress International Tournament in Houston where he was voted "MVP" of his team and was selected as a member of the Houston Gold squad, along with Justin Caldwell, which traveled to tournaments in Lubbock, TX and Los Angeles, CA...joins Joseph Randon, Thomas Hocker and fellow frosh Justin Caldwell as Hurricanes hailing from the state of Texas...coached in high school by Rich Delgado. **PERSONAL:** Hobbies include movies and reading...full name is Hammie Ward, III...born 6/3/70.



15
JOE WYLIE
F/C, 6-9, 200, 21, Junior
Washington, DC
Major: Business

1987-88 TEAM RANKINGS:
1st—Rebounding Average (8.5)
3rd—Scoring Average (10.7
3rd—Field Goals Made (105)
3rd—Free Throws Made (55)
3rd—Blocked Shots (15)
4th—Field Goal Percentage (.520)
4th—Average Minutes (22)
5th—Assists (44)

AT MIAMI: Third-year junior who will be the foundation of the UM frontcourt in '89-90...has developed into one of the nation's most exciting and often dominating big men...will log playing time at both the forward and center positions...is Miami's leading rebounder and leading returning scorer...is a tremendous leaper with a vertical jump well over 30 inches...signed a national letter of intent to attend Miami in April of 1987...is joined by freshman Brandon Adams as the two Hurricanes from Washington, DC. **AS A SOPHOMORE IN 1988-89:** Quickly developed into a force on the boards as he led the 'Canes with 8.5 rebounds per contest...led the UM in rebounding in 13 contests and had nine double/doubles in points and rebounds to his credit...was erratic, yet always very aggressive, in early action, picking up 12 points, four fouls and a game-high 12 rebounds in just 15 minutes of action in season-opening win over Maryland-Eastern Shore...found his shooting touch vs. Bethune-Cookman when he hit on five-of-six from the field and three-of-four free throws for 13 points...also added eight rebounds vs. the Wildcats...had a strong outing vs. much taller Duke when he fired in 17 points while leading Miami with 10 rebounds...had 14 boards, including nine in the first half, in his first career start (replacing injured Mark Richardson) vs. Long Island...also hit on five-of-six field goals en route to 14 points vs. the Blackbirds...followed up with 14 points and 10 rebounds vs. Florida...fired in 20 points while pulling down 12 rebounds vs. Eastern Illinois at the Chaminade Christmas Classic...had 12 points and five rebounds in 19 minutes vs. Georgetown's Alonzo Mourning while playing with a broken foot that forced him to the sidelines for the following six contests...returned with two double/doubles: 11 points and 12 rebounds vs. BYU and 17 points and 13 rebounds vs. South Florida...hit for a career-high 22 points on 11-of-16 field goals vs. Tennessee Tech...had a UM season-high 16 rebounds vs. Oral Roberts while firing in 11 points...Miami was 11-5 when Wylie scored in double figures and 6-3 when he recorded a double/double...Miami was 8-3 following the return of Wylie from the injured list. **AS A FRESHMAN IN 1987-88:** Sat out the entire 1987-88 campaign as per NCAA Bylaw 51 (j), formerly Proposition 48...used the time to make tremendous strides in his physical size, adding two inches and ten pounds to his frame. **HIGH SCHOOL:** One-year starter at Woodrow Wilson High School...team captain...as a senior, was selected for all-metropolitan, all-american and all-inter high honors...led Woodrow Wilson to a 10-11 record averaging 24.7 points, 12.6 rebounds and 6.1 assists per game...named team's Most Valuable Player...participated in the 1987 McDonald's Capital Classic All-Star game...member of the D.C. All-Star team...as a junior, scored 15 points and grabbed seven rebounds per roundball contest...coached in high school by Bill Powell. **PERSONAL:** Full name is Joe Jay Wylie...majoring in business at Miami...born 2/10/68.

WYLIE'S CAREER HIGHS

PTS — 22 vs. Tennessee Tech (2/8/89)
FG — 11 vs. Tennessee Tech (2/8/89)
FGA — 16 vs. Tennessee Tech (2/8/89)
FG% — .875 vs. Savannah State (3/2/89, 7-8)
3-PT FG — 1 vs. three opponents
3-PT FGA — 2 vs. Florida (12/19/88)
3-PT FG% — 1.000 vs. Eastern Illinois (12/24/88, 1-1)
vs. Duke (12/10/88, 1-1)
FT — 9 vs. Rutgers (1/3/89)
FTA — 15 vs. Rutgers (1/3/89)
FT% — .800 vs. Maryland-ES (11/25/88, 4-5)
REB — 16 vs. Oral Roberts (2/25/89)
AST — 4 vs. South Florida (2/6/89)
vs. Wichita State (12/30/88)
BLK — 2 vs. Wichita State (12/30/88)
vs. Florida (12/19/88)
STL — 4 vs. Tennessee Tech (2/8/89)
MIN — 45 vs. South Florida (2/6/89)

WYLIE'S CAREER TOTALS

YEAR	GP-GS	MIN-AVG	FGM-FGA	FG%	3-POINT FGM-FGA	3-POINT FG%	FTM-FTA	FT%	REBOUND OFF	REBOUND DEF	REBOUND TOT-AVG	AST	STL	BLK	TO	PF-DQ	PTS-AVG
88-89	25-7	553-22	105-202	.520	3-6	.500	55-104	.529	68	145	213-8.5	44	18	15	57	74-4	268-10.7



Joe Wylie

HURRICANE OPPONENTS



MARYLAND-BALTIMORE COUNTY RETRIEVERS

NOVEMBER 27, 1989
7:30 P.M. (EST)
MIAMI ARENA
MIAMI, FLORIDA

GENERAL INFORMATION
Location: Baltimore, Maryland
School Founded: 1966
Enrollment: 10,095
Conference: Independent
Nickname: Retrievers
Colors: Old Gold and Black
Home Arena: UMBC Field House
Capacity: 4,024
All-Time Record vs. UM: 0-1
1988-89 Record: 17-11

PERSONNEL INFORMATION
President: Dr. Michael K. Hooker (North Carolina, '69)
Athletic Director: Dr. Charles R. Brown (Long Island, '67)
SID: Steve Levy (Maryland Baltimore County, '85)
SID Mailing Address: University of MD-Baltimore County, Baltimore, MD 21228
SID Phone: 301/455-2197
SID Home Phone: 301/363-6379
Telecopier Phone: TBA
Press Row Phone: 301/455-3840

1988-89 RESULTS (17-11)

Opponent	W-L	Score
Northern Arizona	W	61-47
TOWSON STATE	W	70-67
Nicholls State	L	71-75
Arkansas State	L	67-94
LOYOLA	W	80-77
James Madson	L	66-67
FRANKLIN PIERCE	W	65-59
Coppin State	L	61-75
WASHINGTON COLLEGE	W	76-65
George Washington	W	80-71
East Carolina	L	78-97
Mount St. Mary's	W	84-81
Towson State	W	87-81
Davidson	W	72-69
ST. MARY'S (MD)	W	89-64
Nebraska	L	65-86
CENTRAL CONNECTICUT	W	89-80
Wright State	L	81-86
Brooklyn	W	90-73
ALLENTOWN	W	93-85
Maryland	L	66-78
Mount St. Mary's	W	77-76
NAVY	L	67-83
Central Connecticut	W	84-80
DAVIDSON	W	84-73
MOUNT ST. MARY'S	W	75-73
Marquette	L	75-88
GEORGE MASON	L	68-95

1989-90 SCHEDULE

Nov.	25	Florida International
	27	Miami
	29	SHENANDOAH
Dec.	2	Kansas
	6	St. Bonaventure
	8	BALTIMORE BELTWAY CLASSIC
	12	DREXEL
	14	COPPIN STATE
	16	Jacksonville
	19	GEORGE WASHINGTON
	22	MOREHEAD STATE
Jan.	3	Evansville
	6	Morehead State
	11	WASHINGTON COLLEGE
	23	St. Francis (PA)
	27	Youngstown State
	29	East Carolina
	31	RIDER
Feb.	3	Central Connecticut
	5	Towson State
	7	Loyola
	14	Boston University
	17	ST. MARY'S
	19	Rider
	22	Maryland
	26	YOUNGSTOWN STATE
Mar.	1	CENTRAL CONNECTICUT

Home Games in CAPS

HEAD COACH
EARL HAWKINS

Alma Mater: Glenville State, '74
Office Phone: 301/455-3864
Best Time To Call: Weekdays 10:00 a.m.-noon
Year as College Head Coach: Second
Overall Collegiate Record: 17-11
Year at UMBC: Second
Record at UMBC: 17-11


Earl Hawkins


Larry Simmons

ASSISTANT COACHES

NAME	ALMA MATER/YEAR
Derrell Matthews	Maryland-Eastern Shore, '79
Robert Burke	Haverford, '88
Pat Clatchey	

STARTERS RETURNING (2)

Name	Pos	Ht	Wt	Class	Pts	Rebs	Ast
Larry Simmons	G	6-1	170	Sr.	15.9	3.8	3.2
Levi Franklin	G	6-3	180	Sr.	4.2	1.3	1.9

STARTERS LOST (3)

Name	Pos	Ht	Wt		Pts	Rebs	Ast
Kenny Reynolds	C	6-8	230		15.6	9.3	1.1
Jeff Reynolds	F	6-5	200		10.1	7.3	1.5
Duane Faust	F	6-4	200		15.2	3.9	2.4

ADDITIONAL LETTERMEN RETURNING (3)

Name	Pos	Ht	Wt	Class	Pts	Rebs	Ast
Jim Frantz	F/C	6-9	225	Jr.	4.6	2.7	0.6
Bobby Mills	G	6-2	180	Jr.	2.8	1.2	1.8
Cedric Izilein	C	6-10	230	Sr.	0.4	1.3	0.1

ADDITIONAL LETTERMEN LOST (3)

Name	Pos	Ht	Wt		Pts	Rebs	Ast
Gamel Spencer	F	6-5	195		5.6	3.4	1.3
Bobby Richardson	G	6-2	185		2.5	0.8	2.2
Willie Sanders	G	6-2	160		2.0	0.6	0.4

TOP NEWCOMERS

Name	Pos	Ht	Wt	Class	Hometown/High School or JC
Emmanuel Fasaye	F/C	6-8	200	Fr.	Lagos, Nigeria/Igbobi College
Mike Manns	G	6-0	180	Jr.	Baltimore, MD/Sheridan JC
Melvin Swann	G	6-4	170	Fr.	Richmond, VA/Petersburg High
Derell Thompson	F	6-4	180	Fr.	Londover Hills, MD/Fairmont Hts. High
Brian Watkins	F	6-4	220	Fr.	Ft. Washington, MD/Crossland High

BAPTIST COLLEGE BUCCANEERS

DECEMBER 1, 1989
7:30 P.M. (EST)
MIAMI ARENA
MIAMI, FLORIDA



GENERAL INFORMATION

Location: Charleston, South Carolina
School Founded: 1964
Enrollment: 1,924
Conference: Big South
Nickname: Buccaneers
Colors: Blue and Gold
Home Arena: BCC Field House
Capacity: 2,500
All-Time Record vs. UM: 0-1
1988-89 Record: 12-16
1988-89 Conference Record: 6-7

PERSONNEL INFORMATION

President: Dr. Jairy C. Hunter (Appalachian State, '71)
Athletic Director: Howard Bagwell (Furman, '48)
SID: Howie Bagwell (Baptist College, '80)
SID Mailing Address: P.O. Box 10087, Charleston, SC 29411
SID Phone: 803/797-4119
SID Home Phone: 803/875-2039
Telecopier Phone: 803/797-0114
Press Row Phone: 803/797-4803

1988-89 RESULTS (12-16)

Opponent	W-L	Score
Delaware State	L	82-83
EDWARD WATERS	W	99-90
VOORHEES	W	68-51
COLLEGE OF CHARLESTON	W	76-71
LIBERTY	L	65-66
Georgia Tech	L	66-101
Southern Utah	L	79-91
Southwestern Louisiana	L	72-79
Lamar	L	68-72
RADFORD	L	65-66
SOUTHWEST TEXAS STATE	L	65-72
WINTHROP	W	64-62
Campbell	L	45-57
COASTAL CAROLINA	L	67-77
Augusta College	W	82-75
Central Florida	L	71-73
Winthrop	L	61-70
UNC-Asheville	L	74-82
AUGUSTA COLLEGE	W	84-69
Liberty	W	89-76
Coastal Carolina	W	91-71
UNC-ASHEVILLE	W	75-74
CAMPBELL	W	90-75
Davidson	W	84-77
Radford	L (OT)	93-97
Southwest Texas State	L	89-104
ALLEN	W	89-48
Winthrop	L	68-81

1989-90 SCHEDULE

Nov.	14	RUSSIAN NATIONALS
	24	HAWAII-HILO CLASSIC
	27	Georgia
	29	ALLEN
Dec.	1	Miami
	7	Maryland-Eastern Shore
	9	Liberty
	16	MARYLAND-EASTERN SHORE
	18	Alabama
	21	Brooklyn
Jan.	3	Marquette
	6	RADFORD
	11	Winthrop
	13	CAMPBELL
	15	Coastal Carolina
	16	BROOKLYN
	20	AUGUSTA
	22	College of Charleston
	24	LIBERTY
	27	WINTHROP
	29	UNC-ASHEVILLE
Feb.	1	Augusta
	7	COASTAL CAROLINA
	12	Campbell
	17	Radford
	19	UNC-Asheville
	24	COLLEGE OF CHARLESTON
Mar.	1	BIG SOUTH TOURNAMENT

Home Games in CAPS

HEAD COACH
GARY EDWARDS

Alma Mater: Virginia Wesleyan, '79
Office Phone: 803/797-4804
Best Time To Call: Weekdays 10:00 a.m.-3:00 p.m.
Year as College Head Coach: Sixth
Overall Collegiate Record: 91-63
Year at BC: Third
Record at BC: 29-26



Gary Edwards

ASSISTANT COACHES

NAME	ALMA MATER/YEAR
Kevin Hobbs	Baptist College, '88
Dave Williams	Rollins, '83

STARTERS RETURNING (1)

Name	Pos	Ht	Wt	Class	Pts	Rebs	Ast
David Oliver	G	6-2	180	Jr.	9.8	3.5	2.8

STARTERS LOST (4)

Name	Pos	Ht	Wt	Pts	Rebs	Ast
Heder Ambroise	F	6-6	200	15.3	8.5	1.2
Joe Fennell	C	6-8	215	10.3	6.7	0.7
Brad Dobbels	G	6-0	175	10.1	1.9	2.4
Mike Acuff	G	5-10	175	7.7	1.9	3.3

ADDITIONAL LETTERMEN RETURNING (2)

Name	Pos	Ht	Wt	Class	Pts	Rebs	Ast
Luther Tutt	F	6-5	190	Sr.	9.3	5.7	1.0
Darryl Hall	F	6-3	190	Sr.	6.3	3.6	0.7

ADDITIONAL LETTERMEN LOST (2)

Name	Pos	Ht	Wt	Pts	Rebs	Ast
Tim Smith	G	6-2	185	8.9	1.7	1.7
Donald Fogle	F	6-5	190	3.2	1.9	0.7

TOP NEWCOMERS

Name	Pos	Ht	Wt	Class	Hometown/High School or JC
Willie Ellis	F	6-4	190	Fr.	Baxley, GA/Appeling County High
Drew Solomon	G	6-0	190	Jr.	Irvington, NJ/Champlain JC

DAYTON FLYERS

DECEMBER 6, 1989
7:30 P.M. (EST)
MIAMI ARENA
MIAMI, FLORIDA

GENERAL INFORMATION

Location: Dayton, Ohio
School Founded: 1850
Enrollment: 6,500
Conference: Midwestern Collegiate
Nickname: Flyers
Colors: Red and Blue
Home Arena: University of Dayton Arena
Capacity: 13,455
All-Time Record vs. UM: 7-0
1988-89 Record: 12-17
1988-89 Conference Record: 6-6
Post Season Play: 1-1 in MCC

PERSONNEL INFORMATION

President: Bro. Raymond L. Fitz, S.M. (Dayton, '64)
Athletic Director: Thomas J. Frericks (Dayton, '53)
SID: Doug Hauschild
SID Mailing Address: 300 College Park, Dayton, OH 45469
SID Phone: 513/229-4460
SID Home Phone: 513/293-8441
Telecopier Phone: 513/229-4461
Press Row Phone: 513/449-2855

1988-89 RESULTS (12-17)

Opponent	W-L	Score
BUCKNELL	W	69-68
MISSISSIPPI VALLEY STATE	W	82-61
Miami (Ohio)	L	64-72
Louisville	L	68-95
OHIO STATE	L	76-104
MIAMI (OHIO)	W	72-62
Northern Iowa	L	70-72
Bradley	L	86-104
Loyola (Chicago)	W	89-80
Detroit	W	74-73
Marquette	L	86-90
ST. LOUIS	W	65-63
EVANSVILLE	L	65-83
Butler	W	55-52
CINCINNATI	W	86-80
Notre Dame	L	75-85
XAVIER	L	78-82
DePaul	W	64-57
DETROIT	W	64-57
LOYOLA (CHICAGO)	W	93-85
St. Louis	L	59-76
Evansville	L	83-109
NOTRE DAME	L	66-83
BUTLER	L	66-72
MARQUETTE	L	74-76
Xavier	L	78-83
DETROIT	W	77-54
EVANSVILLE	L	79-84

1989-90 SCHEDULE

Nov.	25	FAIRLEIGH DICKINSON
	29	FURMAN
Dec.	2	PRINCETON
	6	Miami
	9	THE CITADEL
	16	Cincinnati
	20	DePaul
	23	MIAMI (OHIO)
	27	SOUTHERN
	30	BRADLEY
Jan.	6	WRIGHT STATE
	11	MARQUETTE
	13	LOYOLA (CHICAGO)
	18	St. Louis
	20	Evansville
	25	BUTLER
	27	DETROIT
	30	Notre Dame
Feb.	3	Xavier
	8	Marquette
	10	Loyola (Chicago)
	15	ST. LOUIS
	17	EVANSVILLE
	22	Butler
	24	Detroit
	28	NOTRE DAME
Mar.	3	XAVIER
	8	MCC TOURNAMENT

Home Games in CAPS

HEAD COACH
JIM O'BRIEN

Alma Mater: St. Joseph's, PA, '74
Office Phone: 513/229-4421
Best Time To Call: contact SID
Year as College Head Coach: Sixth
Overall Collegiate Record: 74-69
Year at UD: First
Record at UD: 0-0


Jim O'Brien


Negele Knight

ASSISTANT COACHES

NAME	ALMA MATER/YEAR
Butch Carter	Indiana, '80
Tom McConnell	Davidson, '82
Tom "Doc" Conroy	Wheeling Jesuit, '86

STARTERS RETURNING (4)

Name	Pos	Ht	Wt	Class	Pts	Rebs	Ast
Anthony Corbitt	F	6-6	215	Sr.	15.6	7.0	2.0
Noland Robinson	F	6-5	200	Sr.	8.1	3.6	2.1
Negele Knight	G	6-2	175	Sr.	13.9	3.3	5.8
Norm Grevey	G	6-3	180	Jr.	5.1	0.9	1.0

STARTERS LOST (1)

Name	Pos	Ht	Wt	Pts	Rebs	Ast
Steve Pittman	F/C	6-9	210	9.3	5.0	1.1

ADDITIONAL LETTERMEN RETURNING (8)

Name	Pos	Ht	Wt	Class	Pts	Rebs	Ast
David Bradds	F	6-6	170	So.		DNP	
Ken Branch	G	6-3	190	Jr.	2.7	1.5	0.4
Wes Coffee	C	6-11	215	So.	3.7	3.2	0.5
Brian Donoher	G	6-2	165	Jr.	0.7	0.1	0.3
Sam Howard	F	6-9	240	Jr.	0.5	1.2	0.1
Troy McCracken	C	6-9	220	Sr.	4.6	3.6	0.8
Ray Springer	G	6-2	175	Sr.	7.8	1.3	4.1
Bill Uhl	C	6-8	225	Sr.	4.9	2.4	0.5

ADDITIONAL LETTERMEN LOST (1)

Name	Pos	Ht	Wt	Pts	Rebs	Ast
Bill Crotty	F	6-6	205	1.3	1.1	0.4

TOP NEWCOMERS

Name	Pos	Ht	Wt	Class	Hometown/High School or JC
Reggie Green	F	6-7	190	So.	Grand Rapids, MI/Ottawa Hills
John Hartlage	F	6-9	200	Fr.	Crestwood, KY/Oldham County
John Richter	G	6-5	190	Fr.	Hamilton, OH/Hamilton High
Al Sicard	F	6-4	190	Fr.	Dayton, OH/Chaminade-Julienne

ALABAMA STATE HORNETS

DECEMBER 16, 1989
7:30 P.M. (EST)
MIAMI ARENA
MIAMI, FLORIDA

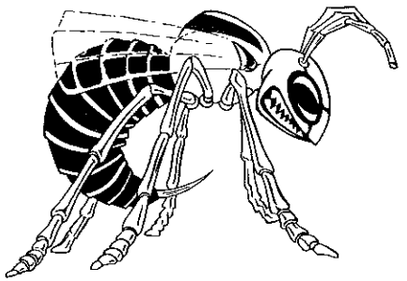

GENERAL INFORMATION

Location: Montgomery, Alabama
School Founded: 1874
Enrollment: 4,000
Conference: Southwestern
Nickname: Hornets
Colors: Old Gold and Black
Home Arena: Dunn Arena
Capacity: 3,200
All-Time Record vs. UM: 0-1
1988-89 Record: 13-16
1988-89 Conference Record: 7-7
Post Season Play: 1-1 in SWAC

PERSONNEL INFORMATION

President (Alma Mater/Year): Dr. Leon Howard (Alabama State, '63)
Athletic Director (Alma Mater/Year): Houston Markham (Alcorn State, '65)
SID (Alma Mater/Year): Jack Jeffery (Ohio Northern, '82)
SID Mailing Address: 915 South Jackson Street., Montgomery, AL 36101
SID Phone: 205/240-6856
SID Home Phone: 205/272-8353
Telecopier Phone: 205/240-6856
Press Row Phone: 205/269-9220

1988-89 RESULTS (13-16)

Opponent	W-L	Score
Baptist Christian	W	115-89
Auburn-Montgomery	W	88-71
Florida A&M	W	85-66
North Carolina A&T	L	62-73
Drake	L	78-99
Alabama-Birmingham	L	85-87
Middle Tennessee State	L	81-109
North Carolina A&T	W	91-81
North Carolina State	L	81-109
Middle Tennessee State	W	102-96
Alabama A&M	L	96-106
South Alabama	L	84-104
Texas Southern	L	83-93
Prairie View	L	79-80
Southern University	W (OT)	106-104
Alcorn Staate	L	82-92
Mississippi Valley State	W (OT)	89-88
Grambling	W	80-77
Jackson State	W	91-87
Texas Southern	L	85-88
Prairie View	W	87-76
Florida A&M	L	97-101
Southern University	L	103-119
Alcorn State	W	86-68
Mississippi Valley State	W	77-76
Grambling	L	80-87
Jackson State	L (OT)	95-97
Jackson State	W	77-76
Southern University	L	77-92

1989-90 SCHEDULE

Nov.	25	TUSKEGEE
Dec.	2	South Carolina State
	4	Tennessee State
	7	SAMFORD
	11	Auburn
	16	Miami
	20	South Alabama
	29	UAB CLASSIC Alabama State, Alabama-Birmingham, New Hampshire, Rice
Jan.	3	MIDDLE TENNESSEE STATE
	6	Alabama A&M
	13	PRAIRIE VIEW
	15	TEXAS SOUTHERN
	20	Alcorn Sttate
	22	Southern University
	27	Grambling
	29	MISSISSIPPI VALLEY STATE
Feb.	3	Jackson State
	7	Auburn
	10	Prairie View
	12	Texas Southern
	17	ALCORN STATE
	19	SOUTHERN UNIVERSITY
	22	Middle Tennessee State
	24	GRAMBLING
	26	Mississippi Valley State
Mar.	3	JACKSON STATE

Home Games in CAPS

HEAD COACH
JAMES OLIVER

Alma Mater/Year: Alabama State, '66
Office Phone: 205/193-4374
Best Time To Call: 1: 00-3: 00 p.m.
Year as College Head Coach: 15th
Overall Collegiate Record: 269-134
Year at ASU: 12th
Record at ASU: 200-116



James Oliver



Ivy Dobson

ASSISTANT COACHES

NAME	ALMA MATER/YEAR
Clayton Harris	(Alabama State, '80)

STARTERS RETURNING (2)

Name	Pos	Ht	Wt	Class	Pts	Rebs	Ast
Ivy Dobson	F	6-7	210	Jr.	7.9	5.3	0.3
Martin Hogan	F	6-9	210	Jr.	5.4	3.4	0.1

STARTERS LOST (3)

Name	Pos	Ht	Wt		Pts	Rebs	Ast
Terry Brooks	G	6-3	190		24.6	4.5	3.9
Verdy Buckholtz	G	5-11	165		5.0	2.5	5.0
Gerald Smith	C	6-8	220		10.5	7.0	0.5

ADDITIONAL LETTERMEN RETURNING (6)

Name	Pos	Ht	Wt	Class	Pts	Rebs	Ast
Shon Cooks	G	5-10	160	Jr.	2.6	1.0	2.9
Terrance Cummings	G	6-1	160	Jr.	1.9	0.4	0.7
Leslie Davis	F/G	6-5	200	Sr.	2.4	2.6	0.8
Darrin Mayo	F	6-6	220	Sr.	15.0	7.5	0.8
Lemone Shaw	G	5-11	180	Jr.	3.7	1.0	1.9
Eric Thomas	C/F	6-8	235	Jr.	3.2	2.0	0.2

ADDITIONAL LETTERMEN LOST (1)

Name	Pos	Ht	Wt		Pts	Rebs	Ast
Clifford Griffin	G	6-1	175		10.4	3.6	2.7

TOP NEWCOMERS

Name	Pos	Ht	Wt	Class	Hometown/High School or JC
Steve Rogers	G	6-5	190	So.	Montgomery, AL/Lanier High
Ken Abrams	G	6-4	185	Fr.	Tuscaloosa, AL/Hillcrest High
Ray Hubbard	G	5-10	165	So.	Barberton, OH/Barberton High

ARIZONA WILDCATS

DECEMBER 19, 1989
10:00 P.M. (EST)
McKALE CENTER
TUCSON, ARIZONA

GENERAL INFORMATION

Location: Tuscon, Arizona
School Founded: 1885
Enrollment: 36,000
Conference: Pacific-10
Nickname: Wildcats
Colors: Cardinal and Navy
Home Arena: McKale Center
Capacity: 13,477
All-Time Record vs. UM: 1-0
1988-89 Record: 29-4
1988-89 Conference Record: 17-1
Post Season Play: 3-0 in Pac-10, 2-1 in NCAA

1988-89 RESULTS (29-4)

Opponent	W-L	Score
NEW MEXICO	W	88-82
North Carolina	L	72-79
Temple	W	68-50
NEVADA-LAS VEGAS	W	86-75
WASHINGTON STATE	W	76-59
WASHINGTON	W	116-61
Oregon State	W	73-69
LOYOLA-CHICAGO	W	106-82
PITTSBURGH	W	88-62
Stanford	L	78-83
California	W	64-55
OREGON STATE	W	85-64
OREGON	W	95-71
Southern California	W	97-69
VILLANOVA	W	75-67
Arizona State	W	96-71
STANFORD	W	72-52
CALIFORNIA	W	86-59
Washington	W	85-68
Oregon	W	78-57
Oklahoma	L	80-82
SOUTHERN CALIFORNIA	W	93-70
UCLA	W	102-64
ARIZONA STATE	W	109-94
Duke	W	77-75
Washington State	W	62-54
UCLA	W	89-86
Oregon State	W	98-87
Stanford	W	73-51
Robert Morris	W	94-60
Clemson	W	94-68
Nevada-Las Vegas	L	67-68

PERSONNEL INFORMATION

President: Henry Koffler (Arizona, '43)
Athletic Director: Cedric Dempsey (Albion, '54)
SID: Butch Henry (Arkansas, '71)
SID Mailing Address: McKale 229, Tucson, AZ 85721
SID Phone: 602/621-4163
SID Home Phone: 602/885-1452
Basketball SID: Tom Duddleston, Jr.
Home Phone: 602/881/1203
Telecopier Phone: 602/621-2681
Press Row Phone: 602/621-4334

1989-90 SCHEDULE

Nov.	25	Michigan
	30	Oregon
Dec.	2	Oregon State
	6	NORTHERN ARIZONA
	9	MARATHON OIL
	19	MIAMI
	28	FIESTA BOWL CLASSIC Arizona, Penn State, Purdue, Wake Forest
Jan.	2	CALIFORNIA
	4	WASHINGTON
	6	WASHINGTON STATE
	11	Southern California
	13	UCLA
	18	Arizona State
	20	OKLAHOMA
	25	STANFORD
	27	Pittsburgh
Feb.	1	Washington State
	3	Wasington
	8	SOUTHERN CALIFORNIA
	10	UCLA
	15	ARIZONA STATE
	18	Nevada-Las Vegas
	21	California
	23	Stanford
	25	Duke
Mar.	1	OREGON
	3	OREGON STATE
	8	Pac-10 Tournament

Home Games in CAPS

HEAD COACH
LUTE OLSON

Alma Mater: Augsburg, '56
Office Phone: 602/621-4813
Best Time To Call: 11: 00 a.m.-1: 00 p.m.
Year as College Head Coach: 17th
Overall Collegiate Record: 328-148
Year at UA: seventh
Record at UA: 137-55


Lute Olson


Brian Williams

ASSISTANT COACHES

NAME	ALMA MATER/YEAR
Tony McAndrews	St. Ambrose, '66
Jessie Evans	Eastern Michigan, '72
Jim Rosborough	Iowa, '66

STARTERS RETURNING (2)

Name	Pos	Ht	Wt	Class	Pts	Rebs	Ast
Jud Buechler	F	6-6	220	Sr.	11.0	6.6	1.5
Matt Muekiebach	G	6-2	180	Jr.	7.6	2.2	3.1

STARTERS LOST (3)

Name	Pos	Ht	Wt	Pts	Rebs	Ast
Sean Elliott	F	6-8	204	22.3	7.2	4.1
Anthony Cook	C	6-9	205	17.5	7.2	0.4
Ken Lofton	G	5-11	175	5.5	1.8	4.1

ADDITIONAL LETTERMEN RETURNING (6)

Name	Pos	Ht	Wt	Class	Pts	Rebs	Ast
Matt Othick	G	6-2	175	So.	5.8	1.4	2.2
Sean Rooks	C	6-11	243	So.	5.6	2.8	0.6
Wayne Womack	F	6-8	215	So.	2.7	1.3	0.2
Harvey Mason	G	6-3	175	Sr.	4.5	1.4	1.3
Brian David	F	6-9	235	Sr.	1.8	1.4	0.1
Ron Curry	F	6-8	195	So.	1.7	1.1	0.3

ADDITIONAL LETTERMEN LOST (0)

TOP NEWCOMERS

Name	Pos	Ht	Wt	Class	Hometown/High School or JC
Brian Williams	C/F	6-10	235	So.	Santa Monica, CA/Maryland
Chris Mills	F/G	6-7	200	So.	Los Angeles, CA/Kentucky
Ed Stokes	F	6-11	220	Fr.	Play del Rey, CA/St. Bernard High



EASTERN AIRLINES PALM BEACH CLASSIC
DECEMBER 27 & 29, 1989
WEST PALM BEACH AUDITORIUM

TOURNAMENT CHAIRMAN: Daniel L. Bakst
TOURNAMENT DIRECTOR: Marianna Zernich
TOURNAMENT HEADQUARTERS: The Royce Hotel

Now in its fourth season, the Eastern Airlines Palm Beach Classic has established itself as one of the most successful holiday tournaments in the nation. It annually provides the sports fans of Palm Beach County with exciting competition from the finest teams in college basketball.

The event matches the host University of Miami against a trio of top-notch contenders in a two-day competition, with an off day between, that takes place in the West Palm Beach Auditorium in West Palm Beach, FL. This year the Hurricanes, who have been victorious in two of the first three Classics, will be challenged by Boston College, Lehigh University and West Virginia University.

Television coverage of the Classic reaches an all-time high this year with SportsChannel Florida providing coverage during the first round of competition on Dec. 27. For the consolation and championship contests on Dec. 29, the coverage will be expanded by the cablecasting of SportsChannel America which reaches over 7 million homes nationwide.

The tournament is officially hosted by the University of Miami and is chiefly sponsored by Easter Airlines with additional major sponsorship from Cities In Schools and the Palm Beach County Sports Authority. Further support for the Classic comes from: Ackerman, Bakst, Gundlach and Lauer, P.A.; AMI Palm Beach Gardens Medical Center; Richard S. Bernstein and Associates; Bonacker and Leigh, Inc.; Cellular One; Gatorade; Jerry's Caterers; Lytal and Reiter; Max Davis Associates/Uniprop, Inc./Risograph 3500; Nike; James Smith and Jean Bell; Southern Bell; Suburban Bank; Wilson and Buist, Inc.; Palm Beach Post; WPTV Television Channel 5; WJNO News Radio; Royce Hotel; Holiday Inn Singer Island; Art Moran Auto Plaza.

BOSTON COLLEGE

Wednesday, Dec. 27, 6: 00 p.m.

WEST VIRGINIA

Friday, Dec. 29, 8: 00 p.m. — **Championship**

MIAMI

Wednesday, Dec. 27, 8: 00 p.m.

LEHIGH

Friday, Dec. 29, 6: 00 p.m. — **Third Place**

PALM BEACH CLASSIC EASTERN

TOURNAMENT RECORDS

	INDIVIDUAL — GAME	INDIVIDUAL — TOURNAMENT
Field Goals Made	11 (of 16) by Troy Lewis, Purdue, 12/29/87	17 (of 27) by Eldridge Recasner, Washington, 1988
	11 (of 16) by Dennis Burns, Miami, 12/29/87	17 (of 27) by Eric Brown, Miami, 1986
Field Goals Attempted	19 (7 of) by Walt Frazier, Penn, 12/28/88	37 (13 of) by Lorenzo Sutton, Mass., 1986
3-Pt. Field Goals Made	7 (of 12) by Troy Lewis, Purdue, 12/29/87	8 (of 15) by Troy Lewis, Purdue, 1987
3-Pt. Field Goals Att.	13 (6 of) by Lorenzo Sutton, Mass., 12/29/86	19 (7 of) by Lorenzo Sutton, Mass., 1986
Free Throws Made	13 (of 15) by Eric Brown, Miami, 12/28/88	19 (of 21) by Eric Brown, Miami, 1988
Free Throws Attempted	15 (13 of) by Eric Brown, Miami, 12/28/88	21 (19 of) by Eric Brown, Miami, 1988
	15 (11 of) by Todd Lichti, Stanford, 12/30/86	
Offensive Rebounds	11 (+9=20) by Chris Dudley, Yale, 12/30/86	14 (+15=29) by Chris Dudley, Yale, 1986
Defensive Rebounds	12 (+1=13) by Tito Horford, Miami, 12/30/86	18 (+4=22) by Howard Wright, Stanford, 1986
Total Rebounds	20 (11+9) by Chris Dudley, Yale, 12/30/86	29 (14+15) by Chris Dudley, Yale, 1986
Personal Fouls	5 by 22 players	9 by six players
Assists	9 by Tony Jones, Purdue, 12/30/87	15 (8+7) by Everette Stephens, Purdue, 1987
Turnovers	7 by Dwight Praylow, Wichita State, 12/30/88	10 (3+7) by Dwight Praylow, Wichita State, 1988
	7 by Tim Dawson, Miami, 12/29/86	10 (3+7) by Peter White, Yale, 1986
	7 by Peter White, Yale, 12/30/86	10 (5+5) by Mike Sumner, American, 1987
Blocked Shots	4 by Tito Horford, Miami, 12/30/87	5 (1+4) by Tito Horford, 1987
Steals	5 by Troy Lewis, Purdue, 12/30/87	6 (1+5) by Troy Lewis, Purdue, 1987
Minutes Played	40 by Scott Schewe, Penn, 12/30/88	77 (37+40) by Mike Sampson, 1987
	40 by Mike Sampson, American, 12/30/87	
	40 by Joe Fennell, Mass., 12/29/86	
Total Points	31 by Troy Lewis, Purdue, 12/29/87	46 (22+24) by Eric Brown, Miami, 1986

	TEAM — 1ST HALF	TEAM — 2ND HALF
Field Goals Made	25 (of 43)(.581) by Purdue, 12/30/87	24 (of 29)(.827) by Miami, 12/29/87
Field Goals Attempted	43 (25 of)(.581) by Purdue, 12/30/87	42 (15 of)(.357) by American, 12/29/87
Field Goal Percentage	.633 (19 of 30) by Wichita State, 12/28/88	.827 (24 of 29) by Miami, 12/29/87
3-Pt. Field Goals Made	7 (of 9)(.777) by Purdue, 12/29/87	9 (of 17)(.529) by Mass., 12/29/86
3-Pt. Field Goals Att.	9 (7 of)(.777) by Purdue, 12/29/87	17 (9 of)(.529) by Mass., 12/29/86
3-Pt. Field Goal Perc.	.777 (7 of 9) by Purdue, 12/29/87	.667 (2 of 3) by Miami 12/29/87
	.667 (2 of 3) by Miami 12/29/86	
Free Throws Made	13 (of 19)(.684) by Purdue, 12/30/87	26 (of 29)(.896) by Wichita State, 12/28/88
Free Throws Attempted	19 (13 of)(.684) by Purdue, 12/30/87	29 (26 of)(.896) by Wichita State, 12/28/88
Free Throw Percentage	1.000 (7 of 7) by Miami, 12/30/88	.896 (26 of 29) by Wichita State, 12/28/88
Total Points	66 (+44=110) by Purdue, 12/30/87	65 (+37=102) by Miami, 12/28/88

	TEAM — GAME
Field Goals Made	39 (of 59)(.661) by Miami, 12/29/87
Field Goals Attempted	74 (38 of)(.513) by Purdue, 12/30/87
	74 (27 of)(.364) by American, 12/29/87
Field Goal Percentage	.661 (39 of 59) by Miami, 12/29/87
3-Pt. Field Goals Made	10 (of 17)(.588) by Wake Forest, 12/30/87
3-Pt. Field Goals Att.	20 (9 of)(.450) by Mass., 12/29/86
3-Pt. Field Goal Perc.	.588 (10 of 17) by Wake Forest, 12/30/87
Free Throws Made	31 (of 41)(.756) by Miami, 12/28/88
Free Throws Attempted	42 (30 of)(.714) by Purdue, 12/30/87
Free Throw Percentage	.933 (14 of 15) by Miami, 12/30/88
Offensive Rebounds	19 (+25=46) by Purdue, 12/30/87
	19 (+21=47) by Yale, 12/30/86
Defensive Rebounds	31 (+7=38) by Miami, 12/29/87
	31 (+5=41) by Miami, 12/30/86
Total Rebounds	50 (17+30) by Miami, 12/29/86
Personal Fouls	29 by Miami, 12/30/87
Assists	26 by Miami, 12/29/87
Turnovers	25 by Miami, 12/29/86
Blocked Shots	8 by Miami, 12/29/87
Steals	14 by Yale, 12/29/86
Total Points	110 (66+44) by Purdue, 12/30/87

TOURNAMENT RESULTS

1986
First Round (12/29/86)
Miami — 78
Yale — 75

Stanford — 57
Massachusetts — 51

Third Place (12/30/86)
Yale — 62
Massachusetts — 59

Championship (12/30/86)
Miami — 71
Stanford — 58

All-Tournament Team
Eric Brown, "MVP" — Miami
Tito Horford — Miami
Chris Dudley — Yale
Paul Maley — Massachusetts
Lorenzo Sutton — Massachusetts

Attendance
Session One — 3,224
Session Two — 3,240
Tournament Total — 6,464

1987
First Round (12/29/87)
Miami — 104
American — 70

Purdue — 81
Wake Forest — 73

Third Place (12/30/87)
Wake Forest — 79
American — 66

Championship (12/30/87)
Purdue — 110
Miami — 82

All-Tournament Team
Troy Lewis, "MVP" — Purdue
Dennis Burns — Miami
Todd Mitchell — Purdue
Everette Stephens — Purdue
Sam Ivy — Wake Forest
Mike Sumner — American

Attendance
Session One — 5,392
Session Two — 5,622
Tournament Total — 11,014

1988
First Round (12/28/88)
Miami — 102
Pennsylvania — 69

Wichita State — 92
Washington — 72

Third Place (12/30/88)
Pennsylvania — 70
Washington — 69

Championship (12/30/88)
Miami — 81
Wichita State — 59

All-Tournament Team
Eric Brown, "MVP" — Miami
Walt Frazier — Pennsylvania
Steve Grayer — Wichita State
Dwight Praylow — Wichita State
Kevin Presto — Miami
Eldridge Recasner — Wichita State

Attendance
Session One — 3,202
Session Two — 3,538
Tournament Total — 6,740



The West Palm Beach Auditorium

BOSTON COLLEGE EAGLES

DECEMBER 27-29, 1989
EASTERN AIRLINES PALM BEACH CLASSIC
WEST PALM BEACH AUDITORIUM
WEST PALM BEACH, FLORIDA

GENERAL INFORMATION

Location: Chestnut Hill, Massachusetts
School Founded: 1863
Enrollment: 9,015
Conference: Big East
Nickname: Eagles
Colors: Maroon and Gold
Home Arena: Silvio O. Conte Forum
Capacity: 8,604
All-Time Record vs. UM: 0-1
1988-89 Record: 12-17
1988-89 Conference Record: 3-13

PERSONNEL INFORMATION

President: Rev. J. Donald Monan, S.J.
Athletic Director: William J. Flynn (Boston College, '39)
SID: Reid Oslin (Boston College, '68)
SID Mailing Address: Silvio O. Conte Forum, Room 321, Chestnut Hill, MA 02167
SID Phone: 617/552-3004
SID Home Phone: 617/826-6661
Telecopier Phone: 617/552-4903
Press Row Phone: 617/552-4747

1988-89 RESULTS (12-17)

Opponent	W-L	Score
HARVARD	W	70-54
Dartmouth	L	74-80
NEW HAMPSHIRE	W	90-76
UNC-WILMINGTON	W	75-53
MAINE	W	87-59
PROVIDENCE	L	52-73
FAIRFIELD	W	70-61
Maryland-Eastern Shore	W	74-60
Holy Cross	L	80-85
Coastal Carolina	W	84-67
Florida Tech	L	75-77
Pittsburgh	W	95-83
Georgetown	L	60-86
PITTSBURGH	L	64-73
ST. JOHN'S	L	66-74
Syracuse	L	60-72
Seton Hall	L	79-103
SETON HALL	L	82-105
Villanova	L	69-77
Connecticut	L	49-86
Notre Dame	W	83-72
GEORGETOWN	L	69-80
CONNECTICUT	L	75-77
VILLANOVA	W	79-68
St. John's	L	59-62
SYRACUSE	W	90-87
Providence	L	76-102
ST. JOHN'S	W	81-74
GEORGETOWN	L	52-82

1989-90 SCHEDULE

Nov.	13	ISRAEL
	25	MARYLAND-EASTERN SHORE
	27	DARTMOUTH
Dec.	2	Maine
	6	YALE
	12	Harvard
	16	HOLY CROSS
	21	Providence
	27	EASTERN AIRLINES PALM BEACH CLASSIC Miami vs. Lehigh Boston College vs. West Virginia
Jan.	2	GEORGETOWN
	6	ST. JOHN'S
	9	NOTRE DAME
	13	SYRACUSE
	16	Georgetown
	20	St. John's
	23	Seton Hall
	27	PROVIDENCE
	31	Pittsburgh
Feb.	3	SETON HALL
	6	VILLANOVA
	17	Connecticut
	20	Syracuse
	24	PITTSBURGH
	27	Villanova
Mar.	3	CONNECTICUT
	8	BIG EAST TOURNAMENT Home Games in CAPS

HEAD COACH
JIM O'BRIEN

Alma Mater: Boston College, '71
Office Phone: 617/552-3006
Best Time To Call: 11: 00 a.m.-1: 30 p.m.
Year as College Head Coach: Eighth
Overall Collegiate Record: 108-101
Year at BC: Fourth
Record at BC: 41-50


Jim O'Brien


Corey Beasley

ASSISTANT COACHES

NAME	ALMA MATER/YEAR
Joe Gallagher	Pembroke State, '68
Frank Dobbs	Villanova, '84
Paul Ward	Bridgewater State, '59

STARTERS RETURNING (3)

Name	Pos	Ht	Wt	Class	Pts	Rebs	Ast
Bobby Moran	G	6-3	180	Jr.	5.7	3.0	2.8
Doug Able	F	6-5	200	Jr.	8.5	5.4	0.5
Corey Beasley	F	6-9	200	Jr.	7.4	4.6	0.6

STARTERS LOST (2)

Name	Pos	Ht	Wt	Pts	Rebs	Ast
Dana Barros	G	5-11	170	23.9	3.6	3.3
Steve Benton	G/F	6-5	210	14.8	5.3	3.2

ADDITIONAL LETTERMEN RETURNING (5)

Name	Pos	Ht	Wt	Class	Pts	Rebs	Ast
Bryan Edwards	G	6-2	175	So.	5.0	1.9	1.8
Corey Jackson	G/F	6-7	195	So.	2.6	2.1	0.6
Reggie Pruitt	F	6-7	205	Sr.	1.6	1.8	0.1
Bobby Ray Smith	G	6-4	200	Sr.	1.5	0.7	1.1
Daryl Michaels	F	6-10	235	Sr.	0.7	0.9	0.1

ADDITIONAL LETTERMEN LOST (3)

Name	Pos	Ht	Wt	Pts	Rebs	Ast
John Stovall	F	6-6	215	3.3	1.8	0.5
Tom Hjerpe	F	6-7	215	2.1	1.6	0.2
Mike Corcoran	G/F	6-5	195	1.0	1.2	0.4

TOP NEWCOMERS

Name	Pos	Ht	Wt	Class	Hometown/High School or JC
Michael Reese	F	6-8	190	Fr.	Washington, DC/Maine Central
David Hinton	F/C	6-11	240	Fr.	Newburgh, IN/Castle High
Randy Hagerdon	F/C	7-2	250	Fr.	Warwick, NY/Warwick Valley High
Walter Lundy	G	6-2	170	Fr.	Claxton, GA/Claxton High
Mike Herren	G	6-4	200	Fr.	Fall River, MA/B.M.C. Durfee

PALM BEACH CLASSIC EASTERN

LEHIGH ENGINEERS

DECEMBER 27-29, 1989
EASTERN AIRLINES PALM BEACH CLASSIC
WEST PALM BEACH AUDITORIUM
WEST PALM BEACH, FLORIDA

LEHIGH UNIVERSITY

GENERAL INFORMATION
Location: Bethlehem, Pennsylvania
School Founded: 1865
Enrollment: 4,500
Conference: East Coast
Nickname: Engineers
Colors: Brown and White
Home Arena: Stabler Center
Capacity: 5,800
All-Time Record vs. UM: First meeting
1987-88 Record: 10-18
1987-88 Conference Record: 5-9
Post Season Play: 0-1 in ECC

PERSONNEL INFORMATION
President: Dr. Peter Likins (Stanford, '57)
Athletic Director: Joe Sterrett (Lehigh, '75)
SID: Ron Ticho (Lehigh, '85)
SID Mailing Address: 436 Brodhead Ave., Bethlehem, PA 18015
SID Phone: 215/758-3174
SID Home Phone: 215/865-9806
Telecopier Phone: 215/758-4407
Press Row Phone: 215/758-3174

1988-89 RESULTS (10-18)

Opponent	W-L	Score
San Diego	L	58-68
Loyola	W	86-72
HARVARD	W	75-54
PRINCETON	L	47-54
Texas	L	73-96
Jacksonville	L	73-75
Colgate	L (OT)	68-71
ARMY	W	74-72
ALBRIGHT	W	86-57
PENNSYLVANIA	L	69-78
Brown	L	70-71
Bucknell	L	91-100
Rider	W	107-82
DELAWARE	W	76-67
LAFAYETTE	L (OT)	65-75
COLUMBIA	W	93-81
Hofstra	L	77-89
DREXEL	W (2OT)	94-92
Towson State	L	77-101
BUCKNELL	L	73-81
Penn State	L	64-66
RIDER	W	91-74
Delaware	L	62-69
Lafayette	L	69-82
HOFSTRA	L (OT)	81-82
Drexel	W	88-83
TOWSON STATE	L	69-81
Towson State	L	74-90

1989-90 SCHEDULE

Nov.	19	TORONTO
	25	Pennsylvania
	28	Princeton
Dec.	1	STANFORD INVITATIONAL Lehigh, Stanford, SMU, Louisiana Tech
	5	MUHLENBERG
	7	COLGATE
	28	EASTERN AIRLINES PALM BEACH CLASSIC Lehigh vs. Miami West Virginia vs. Boston College
Jan.	3	ALBRIGHT
	4	Army
	8	BROWN
	13	BUCKNELL
	17	RIDER
	20	Delaware
	23	Columbia
	27	HOFSTRA
	29	Lafayette
	31	Drexel
Feb.	3	TOWSON STATE
	7	Bucknell
	10	Rider
	14	DELAWARE
	17	LAFAYETTE
	21	Hofstra
	24	DREXEL
	26	Towson State
Mar.	3	ECC TOURNAMENT Home Games in CAPS

HEAD COACH
DAVE DUKE

Alma Mater: Villanova, '74
Office Phone: 215/758-4298
Best Time To Call: Weekday mornings
Year as College Head Coach: Second
Overall Collegiate Record: 10-18
Year at LU: Second
Record at LU: 10-18


Dave Duke


Scott Layer

ASSISTANT COACHES

NAME	ALMA MATER/YEAR
Al Keglovits	East Stroudsburg, '74
Mike Polaha	Lehigh, '87
Tim Russell	Lehigh, '88

STARTERS RETURNING (4)

Name	Pos	Ht	Wt	Class	Pts	Rebs	Ast
Scott Layer	G	5-11	165	Sr.	7.1	1.6	4.0
Tom Martin	C	6-7	215	Sr.	9.9	7.0	1.2
Dozie Mbonu	F	6-6	190	So.	11.9	7.4	1.0
Mike O'Hara	G	6-4	170	Jr.	14.1	2.4	1.3

STARTERS LOST (1)

Name	Pos	Ht	Wt	Pts	Rebs	Ast
Chris Block	F	6-5	205	8.9	3.8	1.2

ADDITIONAL LETTERMEN RETURNING (6)

Name	Pos	Ht	Wt	Class	Pts	Rebs	Ast
Greg Berliner	F	6-5	190	So.		Red	shirt
Neal Fenton	G	5-11	170	Sr.	4.4	1.4	1.8
Jerome Hipps	F/G	6-4	170	So.	1.2	0.5	0.3
Bob Krizansky	F	6-5	210	So.	11.2	5.0	2.2
Peter Rudman	G	6-2	190	Sr.	4.0	0.5	0.3
Steve Yaniga	F/G	6-4	180	So.	2.9	1.5	0.6

ADDITIONAL LETTERMEN LOST (0)

TOP NEWCOMERS

Name	Pos	Ht	Wt	Class	Hometown/High School or JC
Rich Hudock	G	5-10	155	Fr.	Hazleton, PA/Hazleton High
John Lynch	F/C	6-7	210	Fr.	Acton, MA/Lawrence Academy
Scott McQuilken	F	6-5	195	Fr.	Atlanta, GA/Blair Academy

PALM BEACH CLASSIC EASTERN

WEST VIRGINIA MOUNTAINEERS

DECEMBER 27-29, 1989
EASTERN AIRLINES PALM BEACH CLASSIC
WEST PALM BEACH AUDITORIUM
WEST PALM BEACH, FLORIDA

GENERAL INFORMATION
Location: Morgantown, West Virginia
School Founded: 1867
Enrollment: 18,500
Conference: Atlantic 10
Nickname: Mountaineers
Colors: Old Gold and Blue
Home Arena: WVU Coliseum
Capacity: 14,000
All-Time Record vs. UM: 1-0
1987-88 Record: 26-5
1987-88 Conference Record: 17-1
Post Season Play: 1-1 in Atlantic-10, 1-1 in NCAA

PERSONNEL INFORMATION
President: Neil Bucklew (Missouri, '62)
Athletic Director: Ed Pastilong (West Virginia, '66)
SID: Shelly Poe (West Virginia, '85)
SID Mailing Address: P.O. Box 877, Morgantown, WV 26507
SID Phone: 304/293-2821
SID Home Phone: 304/599-7259
Telecopier Phone: 304/293-4105
Press Row Phone: 304/293-2821

1988-89 RESULTS (26-5)

Opponent	W-L	Score
ROBERT MORRIS	L	67-75
FRESNO STATE	W	61-57
BRADLEY	L	68-70
MOUNT ST. MARY'S	W	77-60
Pittsburgh	W (OT)	84-81
VIRGINIA TECH	W	101-52
UNC-Charlotte	W (OT)	82-73
Maryland	W	69-61
Massachusetts	W	89-73
ST. BONAVENTURE	W	69-45
DUQUESNE	W	101-72
St. Joseph's	W	76-61
RUTGERS	W	90-70
George Washington	W	73-71
TEMPLE	W	65-63
GEORGE WASHINGTON	W	92-57
Duquesne	W	98-82
Rhode Island	W	79-71
Rutgers	W	60-58
MARSHALL	W	81-73
PENN STATE	W	100-67
St. Bonaventure	W	80-72
MASSACHUSETTS	W	88-55
RHODE ISLAND	W	90-66
ST. JOSEPH'S	W	65-60
Temple	L	56-74
Penn State	W	61-51
St. Joseph's	W	79-59
Penn State	L	64-86
Tennessee	W	84-68
Duke	L	63-70

1989-90 SCHEDULE

Nov.	25	ROBERT MORRIS
Dec.	2	Old Dominion
	5	MARSHALL
	9	PITTSBURGH
	16	Virginia Tech
	19	JAMES MADISON
	27	EASTERN AIRLINES PALM BEACH CLASSIC West Virginia vs. Boston College Miami vs. Lehigh
Jan.	4	DUQUESNE
	6	ST. BONAVENTURE
	9	ST. JOSEPH'S
	11	Temple
	13	Massachusetts
	17	Rhode Island
	20	GEORGE WASHINGTON
	22	St. Joseph's
	25	UNC-Charlotte
	27	MASSUCHESETTS
	30	Duquesne
Feb.	4	Rutgers
	8	George Washington
	11	RUTGERS
	15	RHODE ISLAND
	17	St. Bonaventure
	22	Penn State
	25	PENN STATE
	27	TEMPLE
Mar.	3	ATLANTIC 10 TOURNAMENT Home Games in CAPS

HEAD COACH
GALE CATLETT

Alma Mater: West Virginia, '63
Office Phone: 304/293-2193
Best Time To Call: Early afternoon
Year as College Head Coach: 18th
Overall Collegiate Record: 359-151
Year at WVU: 12th
Record at WVU: 233-107


Gale Catlett


Steve Berger

ASSISTANT COACHES

NAME	ALMA MATER/YEAR
Gary McPherson	Washington and Lee, '58
Ron Brown	John Jay, '77
Butch Haswell	Fairmont State, '73

STARTERS RETURNING (2)

Name	Pos	Ht	Wt	Class	Pts	Rebs	Ast
Steve Berger	G	5-11	170	Sr.	12.3	4.1	6.2
Chris Brooks	F	6-6	220	Jr.	12.5	5.2	1.3

STARTERS LOST (3)

Name	Pos	Ht	Wt		Pts	Rebs	Ast
Darryl Prue	F	6-8	225		12.2	6.6	2.5
Herbie Brooks	G	6-2	180		14.7	3.5	2.4
Ray Foster	C	6-10	240		8.2	6.8	1.4

ADDITIONAL LETTERMEN RETURNING (7)

Name	Pos	Ht	Wt	Class	Pts	Rebs	Ast
Tracy Shelton	G	6-0	170	So.	6.5	1.3	1.5
Chris Leonard	G	6-4	185	So.	2.1	0.8	0.3
Mike Yoest	F	6-7	210	Jr.	1.4	1.1	0.5
Shaun Jackson	F/G	6-4	185	Jr.	1.6	1.5	0.4
Steve Hardwick	F	6-8	215	So.	1.7	1.2	0.2
Thomas Kroger	C	6-10	235	So.	0.5	1.3	0.2
Rod Samuel	G	6-5	190	Jr.	1.6	0.8	0.1

ADDITIONAL LETTERMEN LOST (1)

Name	Pos	Ht	Wt		Pts	Rebs	Ast
Wade Smith	F/C	6-10	210		6.3	3.4	0.8

TOP NEWCOMERS

Name	Pos	Ht	Wt	Class	Hometown/High School or JC
Charles Becton	F	6-7	200	Jr.	Ft. Washington, MD/Allegany JC
Junior Robinson	C	6-10	230	Jr.	Washington, DC/Alvin CC
Jeremy Bodkin	F	6-7	190	Fr.	Franklin, WV/Franklin High

PALM BEACH CLASSIC EASTERN

GEORGE MASON PATRIOTS

JANUARY 3, 1990
8:00 P.M. (EST)
PATRIOT CENTER
FAIRFAX, VIRGINIA

GENERAL INFORMATION
Location: Fairfax, Virginia
School Founded: 1957
Enrollment: 19,000
Conference: Colonial Athletic Association
Nickname: Patriots
Colors: Green and Gold
Home Arena: Patriot Center
Capacity: 10,000
All-Time Record vs. UM: First meeting
1987-88 Record: 20-11
1987-88 Conference Record: 10-4
Post Season Play: 3-0 in CAA, 0-1 in NCAA

PERSONNEL INFORMATION
President: Dr. George W. Johnson (Jamestown College, '50)
Athletic Director: Jack Kvancz (Boston College, '67)
SID: Carl L. Sell, Jr.
SID Mailing Address: 4400 University Drive, Fairfax, VA 22030
SID Phone: 703/323/2321
SID Home Phone: 703/780-2598
Telecopier Phone: 703/764-6241
Press Row Phone: 703/323-2830

1988-89 RESULTS (20-11)

Opponent	W-L	Score
PENN STATE	L	54-58
Wichita State	L	75-96
BLUEFIELD COLLEGE	W	117-73
LONG ISLAND	W	78-74
Georgia Southern	L	58-76
Wright State	W (2OT)	98-95
Virginia Commonwealth	L	78-90
OLD DOMINION	L	72-79
MARIST	W	72-61
RADFORD	L	79-82
American	L	68-70
NAVY	W	84-73
UNC-Wilmington	L	66-77
East Carolina	W	86-74
RICHMOND	L	61-84
GEORGE WASHINGTON	W	94-75
William and Mary	W	69-50
James Madison	W (OT)	72-71
AMERICAN	W	85-79
Navy	W	80-73
EAST CAROLINA	W	83-65
UNC-WILMINGTON	W	78-76
Richmond	L	67-73
Liberty	W	86-74
WILLIAM AND MARY	W	91-64
JAMES MADISON	W	74-66
Maryland-Baltimore County	W	95-68
William and Mary	W	95-68
East Carolina	W	75-72
UNC-Wilmington	W (OT)	78-72
Indiana	L	85-99

1989-90 SCHEDULE

Nov.	24	MOUNT ST. MARY'S
	27	Marist
Dec.	1	BAYOU CLASSIC George Mason, Southwest Louisiana, Pacific, Jackson State
	5	Penn State
	7	WIDENER
	9	SANTA CLARA
	16	Radford
	22	CHAMINADE CHRISTMAS CLASSIC George Mason, Cornell, Maryland, Boise State, East Tennessee State, Coppin State, Chaminade, East Carolina
	30	George Washington
Jan.	3	MIAMI
	6	UNC-Wilmington
	8	East Carolina
	10	UNC-WESLEYAN
	13	RICHMOND
	17	William and Mary
	20	AMERICAN
	24	Navy
	27	JAMES MADISON
	31	VIRGINIA COMMONWEALTH
Feb.	3	UNC-WILMINGTON
	5	EAST CAROLINA
	10	Richmond
	12	Old Dominion
	15	WILLIAM AND MARY
	17	American
	21	NAVY
	24	James Madison
Mar.	3	COLONIAL ATHLETIC TOURNAMENT Home Games in CAPS

HEAD COACH
ERNIE NESTOR

Alma Mater: Alderson-Broaddus, '68
Office Phone: 704/323-2097
Best Time To Call: 9:00 a.m.-noon
Year as College Head Coach: Second
Overall Collegiate Record: 20-11
Year at GMU: Second
Record at GMU: 20-11


Ernie Nestor


Steve Smith

ASSISTANT COACHES

NAME	ALMA MATER/YEAR
Herb Krusen	East Carolina, '81
Brian Ellerbe	Rutgers, '85
Brian Miller	George Mason, '88

STARTERS RETURNING (4)

Name	Pos	Ht	Wt	Class	Pts	Rebs	Ast
Steve Smith	G/F	6-3	170	Sr.	13.2	3.2	2.8
Robert Dykes	F	6-7	225	Jr.	10.3	7.5	1.0
Mike Hargett	G	5-10	170	So.	11.8	2.1	4.0
Chuck Broadnax	F	6-4	210	Sr.	5.2	2.3	1.1

STARTERS LOST (1)

Name	Pos	Ht	Wt	Pts	Rebs	Ast
Kenny Sanders	F	6-5	210	22.7	10.9	1.2

ADDITIONAL LETTERMEN RETURNING (6)

Name	Pos	Ht	Wt	Class	Pts	Rebs	Ast
Henri Abrams	C	6-11	210	Jr.	1.9	2.9	0.1
Danny Deane	F	6-6	215	Jr.	3.2	2.0	0.9
Kevin McNamara	F	6-6	210	Sr.	2.6	1.7	0.3
Jimmy Heffner	G	6-2	180	So.	0.5	0.3	0.2
Steve Moran	G	6-4	200	Jr.	1.2	0.6	1.0
Joe Lucas	F/C	6-8	195	So.		Redshirt	

ADDITIONAL LETTERMEN LOST (1)

Name	Pos	Ht	Wt	Pts	Rebs	Ast
Earle Moore	G	6-0	165	8.4	2.0	2.6

TOP NEWCOMERS

Name	Pos	Ht	Wt	Class	Hometown/High School or JC
Byron Tucker	C	6-10	215	So.	Temple Hills, MD/N.C. State
Mitch Madden	F	6-5	215	So.	Staunton, VA/Western Carolina

SOUTH FLORIDA BULLS

JANUARY 6, 1990
7:30 P.M. (EST)
SUN DOME
TAMPA, FLORIDA

FEBRUARY 24, 1990
7:30 P.M. (EST)
MIAMI ARENA
MIAMI, FLORIDA

GENERAL INFORMATION

Location: Tampa, Florida
School Founded: 1956
Enrollment: 30,000
Conference: Sun Belt
Nickname: Bulls
Colors: Green and Gold
Home Arena: Sun Dome
Capacity: 10,347
All-Time Record vs. UM: 0-4
1988-89 Record: 7-21
1988-89 Conference Record: 3-12
Post Season Play: 0-1 in SBC

PERSONNEL INFORMATION

President: Dr. Francis T. Borkowski (Oberlin, '57)
Athletic Director: Paul Griffin (Maryland, '69)
SID: John Gerdes (Purdue, '84)
SID Mailing Address: PED 214, Tampa, FL 33620
SID Phone: 813/974-2125
SID Home Phone: 813/971-4967
Telecopier Phone: 813/974-5328
Press Row Phone: 813/974-3287

1988-89 RESULTS (7-21)

Opponent	W-L	Score
BETHUNE-COOKMAN	W	87-65
FLORIDA INTERNATIONAL	W	91-62
CINCINNATI	W	82-65
Florida State	L	81-113
RIDER	W	94-89
GEORGETOWN	L	64-74
FLORIDA	L (OT)	82-87
VIRGINIA COMMONWEALTH	L	73-87
ALABAMA-BIRMINGHAM	L	61-73
Stetson	L	73-75
Jacksonville	L	84-98
OLD DOMINION	W	64-62
TAMPA	W	71-54
Western Kentucky	L	62-81
DePAUL	L	59-67
UNC-Charlotte	L	47-71
WESTERN KENTUCKY	L	61-63
Miami	L (2OT)	104-106
Old Dominion	L	70-90
JACKSONVILLE	W	104-94
South Alabama	L	70-96
UNC-CHARLOTTE	L	76-81
MIAMI	L	78-85
Alabama-Birmingham	L	59-87
SOUTH ALABAMA	L	84-96
Virginia Commonwealth	L	70-78
Florida International	L	91-92
South Alabama	L	65-70

1989-90 SCHEDULE

Nov.	27	FLORIDA INTERNATIONAL
Dec.	2	BETHUNE-COOKMAN
	5	STETSON
	9	Florida International
	16	FLORIDA STATE
	19	AUGUSTA
	23	Florida
	28	TAMPA TRIBUNE HOLIDAY INVITATIONAL
		South Florida, Houston, Coastal Carolina, Western Carolina
Jan.	4	UNC-Charlotte
	6	MIAMI
	8	ALABAMA-BIRMINGHAM
	13	SOUTH ALABAMA
	18	South Alabama
	23	Maryland
	27	UNC-CHARLOTTE
	29	Virginia Commonwealth
Feb.	1	JACKSONVILLE
	3	Western Kentucky
	7	OLD DOMINION
	10	Alabama-Birmingham
	12	CENTRAL CONNECTICUT
	15	Old Dominion
	17	VIRGINIA COMMONWEALTH
	19	WESTERN KENTUCKY
	22	Jacksonville
	26	Miami
		Home Games in CAPS

HEAD COACH BOBBY PASCHAL

Alma Mater: Stetson, '64
Office Phone: 813/974-3105
Best Time To Call: Weekdays 9:00-11:30 a.m.
Year as College Head Coach: 12th
Overall Collegiate Record: 174-148
Year at USF: 4th
Record at USF: 21-63


Bobby Paschal


Hakim Shahid

ASSISTANT COACHES

NAME	ALMA MATER/YEAR
Dennis Donaldson	Corpus Christi, '71
Tommy Tonelli	South Florida, '85

STARTERS RETURNING (5)

Name	Pos	Ht	Wt	Class	Pts	Rebs	Ast
Gary Alexander	F	6-7	190	Jr.	13.7	8.6	0.7
Bobby Russell	F	6-5	195	So.	4.0	2.8	1.8
Hakim Shahid	C	6-7	225	Sr.	15.1	10.8	1.0
Andre Crenshaw	G	6-2	185	Jr.	12.9	2.0	2.3
Radenko Dobras	G	6-7	185	So.	16.2	3.8	4.5

STARTERS LOST (0)

ADDITIONAL LETTERMEN RETURNING (6)

Name	Pos	Ht	Wt	Class	Pts	Rebs	Ast
Tony Armstrong	G	6-1	185	Jr.	5.3	1.9	2.1
Steve Williams	F	6-5	200	Jr.	3.6	2.4	1.2
Tomer Shteinhaur	C	6-11	220	Jr.	3.5	2.4	0.1
Chris Risey	F	6-8	210	Jr.	2.6	2.3	0.3
Jimmy Bolden	G	6-2	175	So.	0.9	0.9	0.4
Maurice Webster	G	6-1	170	Jr.	0.6	0.2	0.1

ADDITIONAL LETTERMEN LOST (2)

Name	Pos	Ht	Wt	Pts	Rebs	Ast
Michael Newton	F	6-7	205	0.8	0.8	0.0
Mark Flamme	F	6-7	215	0.8	0.2	0.0

TOP NEWCOMERS

Name	Pos	Ht	Wt	Class	Hometown/High School or JC
Willie Fisher	G	5-9	165	Jr.	Brunswick, GA/Lake City CC
Jarvis Jackson	F	6-7	195	Fr.	Chattahoochee, FL/Chattahoochee High

KANSAS JAYHAWKS

JANUARY 10, 1990
7:30 P.M. (EST)
MIAMI ARENA
MIAMI, FLORIDA

GENERAL INFORMATION
Location: Lawrence, Kansas
School Founded: 1866
Enrollment: 28,403
Conference: Big Eight
Nickname: Jayhawks
Colors: Crimson and Blue
Home Arena: Allen Field House
Capacity: 15,800
All-Time Record vs. UM: 1-1
1988-89 Record: 19-12
1988-89 Conference Record: 6-8

PERSONNEL INFORMATION
President: Dr. Gene Budig (Nebraska, '62)
Athletic Director: Dr. Bob Frederick (Kansas, '62)
SID: Doug Vance (Eastern Kentucky, '72)
SID Mailing Address: 202 Allen Field House, Lawrence, KS 66044
SID Phone: 913/864-3417
SID Home Phone: 913/841-1247
Basketball SID: Jeff Bollig (Kansas, '84)
Home Phone: 913/843-8809
Telecopier Phone: 913/863-7944
Press Row Phone: 913/864-5593

1988-89 RESULTS (19-12)

Opponent	W-L	Score
Alaska-Anchorage	W	94-81
California	W	86-71
Seton Hall	L	81-92
SEATTLE	W	98-65
LOYOLA (IL)	W	100-80
PACIFIC LUTHERAN	W	112-61
Temple	W	95-78
NORTHERN ARIZONA	W	109-59
Texas Tech	W	81-80
Iona	W	100-67
SW Missouri State	W	82-73
BROWN	W	115-45
IOWA STATE	W	127-82
SOUTHERN METHODIST	W	90-82
Miami	L	86-87
Kansas State	W	75-74
Oklahoma	L	95-123
Colorado	W	89-74
WICHITA STATE	W	86-66
MISSOURI	L	66-91
Nebraska	L	70-74
OKLAHOMA STATE	L	81-87
Missouri	L	80-93
OKLAHOMA	L	89-94
Duke	L	77-102
Iowa State	L	89-97
COLORADO	W	111-83
NEBRASKA	W	80-71
Oklahoma State	W	79-78
Kansas State	L	65-73

1989-90 SCHEDULE

Nov.	6	BRISBANE (AUSTRALIA)
	9	SPIRIT EXPRESS
	16	ALABAMA-BIRMINGHAM (NIT)
	30	IDAHO
Dec.	2	MD-BALTIMORE COUNTY
	4	TENNESSEE-MARTIN
	6	Southern Methodist
	9	KENTUCKY
	16	PEPPERDINE
	22	ARIZONA STATE
	29	BMA HOLIDAY CLASSIC
		Missouri-KC vs. Stanford
		Kansas vs. Pan American
Jan.	3	Nebraska
	6	Wichita State
	8	WINTHROP
	10	Miami
	13	OKLAHOMA STATE
	18	ELIZABETH CITY STATE
	20	Missouri
	27	Kansas State
	31	COLORADO
Feb.	3	OKLAHOMA
	7	Iowa State
	10	Oklahoma State
	13	MISSOURI
	17	NEBRASKA
	21	Colorado
	24	KANSAS STATE
	27	Oklahoma
Mar.	3	IOWA STATE
	9	BIG EIGHT TOURNAMENT
		Home Games in CAPS

HEAD COACH
ROY WILLIAMS

Alma Mater: North Carolina, '72
Office Phone: 913/864-3056
Best Time To Call: Mid-morning
Year as College Head Coach: Second
Overall Collegiate Record: 19-12
Year at KU: Second
Record at KU: 19-12


Roy Williams


Kevin Pritchard

ASSISTANT COACHES

NAME	ALMA MATER/YEAR
Jerry Green	Appalachian State, '67
Kevin Stallings	Purdue, '82
Steve Robinson	Radford, '81
Mark Turgeon	Kansas, '87

STARTERS RETURNING (3)

Name	Pos	Ht	Wt	Class	Pts	Rebs	Ast
Kevin Pritchard	G	6-3	180	Sr.	14.5	2.5	4.4
Mike Maddox	F	6-7	200	Jr.	10.9	3.5	1.4
Mark Randall	F	6-9	225	Jr.	16.0	6.7	1.7

STARTERS LOST (2)

Name	Pos	Ht	Wt		Pts	Rebs	Ast
Milt Newton	F/G	6-4	185		17.7	5.1	1.7
Scooter Barry	G	6-3	175		6.3	3.2	5.0

ADDITIONAL LETTERMEN RETURNING (2)

Name	Pos	Ht	Wt	Class	Pts	Rebs	Ast
Jeff Gueldner	G/F	6-5	180	Sr.	4.9	1.8	1.5
Freeman West	F	6-5	190	Sr.	9.2	5.6	1.3

ADDITIONAL LETTERMEN LOST (3)

Name	Pos	Ht	Wt		Pts	Rebs	Ast
Sean Alvarado	C	6-10	215		4.5	3.0	0.3
Lincoln Minor	G	6-3	165		6.0	2.3	1.9
Brad Kampschroeder	F	6-7	195		0.9	0.2	0.0

TOP NEWCOMERS

Name	Pos	Ht	Wt	Class	Hometown/High School or JC
Adonis Jordan	G	6-0	170	Fr.	Reseda, CA/Cleveland High
Rick Calloway	F	6-6	180	Sr.	Cincinnati, OH/Indiana
Terry Brown	G	6-2	190	Jr.	Clyde, NY/N.E. Oklahoma A&M

BROOKLYN COLLEGE KINGSMEN

JANUARY 12, 1990
7:30 P.M. (EST)
MIAMI ARENA
MIAMI, FLORIDA

GENERAL INFORMATION
Location: Brooklyn, New York
School Founded: 1930
Enrollment: 15,000
Conference: Independent
Nickname: Kingsmen
Colors: Maroon and Gold
Home Arena: Roosevelt Gymnasium
Capacity: 1,700
All-Time Record vs. UM: 0-2
1988-89 Record: 4-23

PERSONNEL INFORMATION
President: Dr. Robert L. Hess
Athletic Director: Len Roitman (Brooklyn College, '74)
SID: Lenn Margolis (Massachusetts, '80)
SID Mailing Address: 125 Roosevelt Hall, Bedford Avenue and Avenue H, Brooklyn, NY 11210
SID Phone: 718/780-5366
SID Home Phone: 212/532-2750
Telecopier Phone: none
Press Row Phone: 718/780-5591

1988-89 RESULTS (4-23)

Opponent	W-L	Score
LIBERTY	L	65-80
WINTHROP	W	65-57
Morgan State	L	68-89
PRATT	W	97-39
Robert Morris	L	37-65
Oklahoma State	L	60-97
WAGNER	L	73-80
MOLLOY	W	118-67
Mount St. Mary's	L	55-90
Howard	L	47-58
AKRON	L	68-109
WRIGHT STATE	L	70-94
DELAWARE STATE	L	84-100
St. Louis	L	41-82
MORGAN STATE	L	64-78
St. Francis	L	55-68
YOUNGSTOWN	L	70-83
MARYLAND-BC	L	73-90
DOMINICAN	W	73-62
Delaware State	L	96-121
Winthrop	L	52-66
Wagner	L	68-89
Youngstown	L	45-67
Wright State	L	88-118
Cincinnati	L	72-86
Akron	L	44-102
Seton Hall	L	55-88

1989-90 SCHEDULE

Nov.	27	CHARLESTON
Dec.	1	Delaware State
	5	MOLLOY
	9	MARYLAND-EASTERN SHORE
	14	HOFSTRA
	19	MORGAN STATE
	21	BAPTIST
	29	BOISE STATE TOURNAMENT Brooklyn, Boise, Kent State, Idaho
Jan.	2	ST. FRANCIS
	4	YALE
	8	MARIST
	12	Miami
	16	Baptist
	20	Liberty
	22	DOMINICAN
	24	CONCORDIA
	29	Maryland-Eastern Shore
	31	WAGNER
Feb.	3	LIBERTY
	6	CENTRAL CONNECTICUT
	8	Providence
	12	FLORIDA INTERNATIONAL
	14	DELAWARE STATE
	24	St. Francis
	28	Florida International
Mar.	3	CENTRAL FLORIDA TOURNAMENT Brooklyn, Central Florida, Liberty Home Games in CAPS

HEAD COACH
MARK REINER

Alma Mater: New York, '63
Office Phone: 718/780-5368
Best Time To Call: Weekdays, 11:00 a.m.-3:00 p.m.
Year as College Head Coach: Ninth
Overall Collegiate Record: 102-154
Year at BC: Ninth
Record at BC: 102-154


Mark Reiner


John Shurina

ASSISTANT COACHES

NAME	ALMA MATER/YEAR
Ron Kestenbaum	Hunter College, '66

STARTERS RETURNING (4)

Name	Pos	Ht	Wt	Class	Pts	Rebs	Ast
Dexter Gordon	F	6-5	190	So.	15.6	5.0	1.0
John Shurina	G/F	6-4	180	Sr.	15.2	5.2	2.4
Frank Fontanetta	G/F	6-3	190	Sr.	10.2	3.6	2.1
Roger Brooks	C	6-6	185	So.	5.5	3.4	0.8

STARTERS LOST (1)

Name	Pos	Ht	Wt		Pts	Rebs	Ast
Lavalius Gordon	G	6-3	170		6.4	2.4	1.8

ADDITIONAL LETTERMEN RETURNING (3)

Name	Pos	Ht	Wt	Class	Pts	Rebs	Ast
Yosef Shabazz	C/F	6-8	190	So.	2.4	2.6	0.5
Robert Cooper	F	6-6	185	So.	1.4	1.7	0.2
Jeff Sigler	C/F	6-8	195	So.		Red	Shirt

ADDITIONAL LETTERMEN LOST (5)

Name	Pos	Ht	Wt		Pts	Rebs	Ast
Rodger Laing	F	6-5	205		10.1	6.6	0.7
Chris Finley	F	6-6	195		6.3	5.1	0.4
Steve Fagan	G	5-8	150		4.5	1.9	5.1
Reggie Johnson	G	5-9	155		1.7	0.7	1.0
Martin Baird	F	6-4	190		1.1	1.1	0.0

TOP NEWCOMERS

Name	Pos	Ht	Wt	Class	Hometown/High School or JC
Mark Hayward	C	6-8	210	Jr.	Houston, TX/Glinn JC
Ralph Solis	C	6-8	215	Fr.	El Paso, TX/Riverside High
Moses Reiner	G	6-0	185	Jr.	Houston, TX/San Jaciento JC

WASHINGTON HUSKIES

JANUARY 15, 1990
10:30 P.M. (EST)
HEC EDMUNDSON PAVILION
SEATTLE, WASHINGTON

GENERAL INFORMATION
Location: Seattle, Washington
School Founded: 1961
Enrollment: 34,000
Conference: Pacific-10
Nickname: Huskies
Colors: Purple and Gold
Home Arena: Hec Edmundson Pavilion
Capacity: 8,000
All-Time Record vs. UM: 2-0
1988-89 Record: 12-16
1988-89 Conference Record: 8-10

PERSONNEL INFORMATION
President: Dr. William Gerberding (Macalaster College, '51)
Athletic Director: Mike Lude (Hillsdale, '47)
SID: Dave Senko (Hawaii, '73)
SID Mailing Address: Graves Building GC-20, Seattle, WA 98195
SID Phone: 206/543-8333
SID Home Phone: 206/823-4531
Telecopier Phone: 206/543-5000
Press Row Phone: 206/543-2230

1988-89 RESULTS (12-16)

Opponent	W-L	Score
SOVIET NATIONALS	L	92-102
COLORADO	W	97-87
Nevada-Reno	L	90-92
Fresno State	L	80-89
DePAUL	W	79-75
MEMPHIS STATE	W	89-88
Arizona	L	61-116
Arizona State	L	90-120
Wichita State	L	72-92
Pennsylvania	L	69-70
Duke	L	61-87
Washington State	W	69-63
STANFORD	L	69-71
CALIFORNIA	W	82-80
Oregon State	L	70-71
Oregon	W	71-70
SOUTHERN CALIFORNIA	W	84-75
UCLA	L	74-93
PACIFIC	W	89-70
WASHINGTON STATE	W	76-70
ARIZONA	L	68-85
California	L	70-84
Stanford	L (OT)	74-82
OREGON	L	66-106
UCLA	L	78-101
Southern California	W	74-68
ARIZONA STATE	W	83-72
UCLA	L	54-64

1989-90 SCHEDULE

Nov.	8	CANBERRA STALLIONS
	18	HIGH-FIVE AMERICA
	25	PACIFIC
	30	UCLA
Dec.	2	SOUTHERN CALIFORNIA
	5	UTAH
	9	HAWAII-PACIFIC
	13	EASTERN WASHINGTON
	20	Minnesota
	23	Duke
	27	TOWSON STATE
	28	MIAMI (OHIO)
Jan.	4	Arizona
	6	Arizona State
	11	STANFORD
	13	CALIFORNIA
	15	MIAMI
	18	Oregon
	20	Oregon State
	27	WASHINGTON STATE
Feb.	1	ARIZONA STATE
	3	ARIZONA
	8	California
	10	Stanford
	15	OREGON STATE
	17	OREGON
	24	Washington State
Mar.	1	Southern California
	3	UCLA
	8	PAC-10 TOURNAMENT

Home Games in CAPS

HEAD COACH
LYNN NANCE

Alma Mater: Washington, '65
Office Phone: 206/543-2240
Best Time To Call: Mornings
Year as College Head Coach: 13th
Overall Collegiate Record: 219-126
Year at UW: First
Record at UW: 0-0


Lynn Nance


Eldridge Recasner

ASSISTANT COACHES

NAME	ALMA MATER/YEAR
Russ Critchfield	California, '68
Trent Johnson	Boise State, '83
Steve Hawes	Washington, '89

STARTERS RETURNING (5)

Name	Pos	Ht	Wt	Class	Pts	Rebs	Ast
Dion Brown	F	6-5	200	Jr.	10.9	5.1	2.1
Mike Hayward	F	6-8	226	Jr.	9.6	4.1	2.9
Mark West	C	6-7	230	Sr.	13.0	6.5	1.3
Eldridge Recasner	G	6-2	175	Sr.	18.1	3.4	3.8
Steve Hall	G	6-4	182	So.	3.6	1.1	2.0

STARTERS LOST (0)

ADDITIONAL LETTERMEN RETURNING (3)

Name	Pos	Ht	Wt	Class	Pts	Rebs	Ast
Anthony Jenkins	G	6-3	186	Jr.	3.5	1.0	0.8
Todd Lautenbach	F	6-10	230	Jr.	7.7	3.5	0.3
Barry Howard	F	6-5	188	Jr.	1.1	0.9	0.4

ADDITIONAL LETTERMEN LOST (5)

Name	Pos	Ht	Wt	Pts	Rebs	Ast
Jeff Sanor	G/F	6-6	193	8.1	2.3	2.8
Ron Caldwell	F	6-8	234	2.5	2.3	0.3
Eric Brady	F	6-8	218	0.0	0.8	0.0
Jeff Watling	G	6-1	175	1.0	0.2	0.2
Tom Robinson	G	6-3	180	1.2	0.2	0.0

TOP NEWCOMERS

Name	Pos	Ht	Wt	Class	Hometown/High School or JC
Quentin Youngblood	G	6-4	195	Fr.	El Cerrito, CA/El Cerrito High
Maurice Woods	C	6-10	210	Fr.	Richmond, CA/Kennedy High
Doug Meekins	F	6-6	175	Fr.	Los Angeles, CA/Crenshaw High

FLORIDA STATE SEMINOLES

JANUARY 18, 1990
7:30 P.M. (EST)
MIAMI ARENA
MIAMI, FLORIDA

FEBRUARY 17, 1990
7:30 P.M. (EST)
LEON COUNTY CIVIC CENTER
TALLAHASSEE, FLORIDA

GENERAL INFORMATION

Location: Tallahassee, Florida
School Founded: 1857
Enrollment: 26,000
Conference: Metro
Nickname: Seminoles
Colors: Garnet and Gold
Home Arena: Leon County Civic Center
Capacity: 12,500
All-Time Record vs. UM: 24-24
1988-89 Record: 22-8
1988-89 Conference Record: 9-3
Post Season Play: 1-1 in Metro, 0-1 in NCAA

PERSONNEL INFORMATION

President: Dr. Bernard F. Sliger (Michigan State, '49)
Interim Athletic Director: Bob Goin
SID: Wayne Hogan (Florida State, '79)
SID Mailing Address: Moore Athletic Center, P.O. Box 2195, Tallahassee, FL 32306
SID Phone: 904/644-1060
SID Home Phone: 904/668-9220
Basketball SID: Rob Wilson (Florida State, '83)
Home Phone: 904/877-8738
Telecopier Phone: 904/644-3820
Press Row Phone: TBA

1988-89 RESULTS (22-8)

Opponent	W-L	Score
CENTRAL FLORIDA	W	133-79
FLORIDA INTERNATIONAL	W	100-75
FLORIDA	W	104-86
STETSON	W	91-74
SOUTH ALABAMA	W	87-82
Penn State	W	78-71
SOUTH FLORIDA	W	113-81
Central Florida	W	97-64
Villanova	L	67-68
RIDER	W	113-67
SOUTHERN MISSISSIPPI	W	104-79
Jacksonville	W	85-70
TENNESSEE	W	101-90
Arkansas	W (OT)	112-105
CINCINNATI	W	95-80
South Carolina	W	69-67
Virginia Tech	W	100-97
MEMPHIS STATE	L	82-99
Cincinnati	W	66-65
Louisville	W	81-78
SOUTH CAROLINA	W	88-72
LOUISVILLE	L (OT)	77-78
Memphis State	L	78-89
New Orleans	L	77-83
La Salle	L	100-101
VIRGINIA TECH	W	117-97
Southern Mississippi	W	81-78
South Carolina	W	80-63
Louisville	L	80-87
Middle Tennessee State	L	83-97

1989-90 SCHEDULE

Nov.	24	GREAT ALASKA SHOOTOUT Alaska-Anchorage, Auburn, Connecticut, Florida State, Hawaii, Kansas State, Michigan State, Texas A&M
Dec.	1	Florida
	9	NEW ORLEANS
	16	South Florida
	19	SAMFORD
	22	STETSON
	27	ECAC HOLIDAY FESTIVAL Florida State, NC State, Seton Hall, Rhode Island
Jan.	2	South Alabama
	4	TULANE
	6	SOUTHERN MISSISSIPPI
	8	JACKSONVILLE
	11	Cincinnati
	14	LOUISVILLE
	18	Miami
	20	SOUTH CAROLINA
	25	MEMPHIS STATE
	27	Virginia Tech
	31	Southern Mississippi
Feb.	3	Syracuse
	6	Louisville
	8	CINCINNATI
	13	Memphis State
	17	MIAMI
	20	Tulane
	24	VIRGINIA TECH
	28	ARKANSAS
Mar.	3	South Carolina
	8	METRO TOURNAMENT Home Games in CAPS

HEAD COACH PAT KENNEDY

Alma Mater: Kings College, '75
Office Phone: 904/644-1072
Best Time To Call: Monday-Thursday, 11:00 a.m.-2:00 p.m.
Year as College Head Coach: 10th
Overall Collegiate Record: 184-90
Year at FSU: Fourth
Record at FSU: 60-30


Pat Kennedy


Irving Thomas

ASSISTANT COACHES

NAME	ALMA MATER/YEAR
David Zimroth	Florida State, '78
Tom Carlson	Florida State, '74

STARTERS RETURNING (2)

Name	Pos	Ht	Wt	Class	Pts	Rebs	Ast
Tharon Mayes	G	6-3	175	Sr.	13.3	2.3	2.1
Irving Thomas	C	6-9	235	Sr.	9.9	6.4	0.7

STARTERS LOST (3)

Name	Pos	Ht	Wt	Pts	Rebs	Ast
George McCloud	G	6-6	210	22.8	3.6	4.2
Tony Dawson	F	6-7	215	21.0	6.9	0.7
Tat Hunter	C	6-7	220	9.1	8.3	2.0

ADDITIONAL LETTERMEN RETURNING (4)

Name	Pos	Ht	Wt	Class	Pts	Rebs	Ast
Aubry Boyd	G	6-6	195	Jr.	5.1	2.2	1.3
Michael Polite	F	6-7	205	Jr.	4.3	3.8	0.3
David White	F	6-5	225	Jr.	1.8	0.6	0.7
Lorenzo Hands	G	6-3	185	So.	1.4	0.4	0.4

ADDITIONAL LETTERMEN LOST (1)

Name	Pos	Ht	Wt	Pts	Rebs	Ast
Derrick Mitchell	G	6-3	190	5.1	2.2	2.5

TOP NEWCOMERS

Name	Pos	Ht	Wt	Class	Hometown/High School or JC
Rodney Dobard	F	6-9	195	Fr.	Delray Beach, FL/Atlantic High
Chuck Graham	G	6-3	185	Fr.	Augusta, GA/Richmond Academy

ARIZONA STATE SUN DEVILS

JANUARY 20, 1990
7:30 P.M. (EST)
MIAMI ARENA
MIAMI, FLORIDA

GENERAL INFORMATION

Location: Tempe, Arizona
School Founded: 1885
Enrollment: 43,426
Conference: Pacific-10
Nickname: Sun Devils
Colors: Maroon and Gold
Home Arena: University Activity Center
Capacity: 14,287
All-Time Record vs. UM: First meeting
1988-89 Record: 12-16
1988-89 Conference Record: 5-13, 7th

PERSONNEL INFORMATION

President: Dr. Lattie F. Coor (Northern Arizona, '59)
Athletic Director: Charles S. Harris (Hampton Institute, '72)
SID: Mark Brand (Purdue, '81)
SID Mailing Address: IAC Complex, First Floor, Tempe, AZ 85287
SID Phone: 602/965-6592
SID Home Phone: 602/897-6091
Telecopier Phone: 602/965-5408
Press Row Phone: 602/965-7274

1988-89 RESULTS (12-16)

Opponent	W-L	Score
Alabama	L	83-84
Baylor	W	89-73
INDIANA STATE	W	106-91
RHODE ISLAND	W	99-87
Texas Tech	W	81-75
SAN DIEGO STATE	W	77-72
WASHINGTON STATE	L	59-65
WASHINGTON	W	121-90
SAN FRANCISCO	W	82-76
UC SANTA BARBARA	L	80-84
California	L	60-84
Stanford	L	65-94
OREGON	W	72-70
OREGON STATE	L	65-85
UCLA	L	84-94
Southern California	W	67-62
ARIZONA	L	71-96
NORTHERN ARIZONA	W	82-70
STANFORD	L	60-75
CALIFORNIA	L	63-73
Oregon State	L	83-89
Oregon	W	98-94
UCLA	W	93-86
SOUTHERN CALIFORNIA	L	81-84
Arizona	L	74-109
Washington	L	72-83
Washington State	L	80-96
SOUTHERN CALIFORNIA	L	82-94

1989-90 SCHEDULE

Nov.	10	AUSTRALIAN NATIONAL TEAM
	24	MARATHON OIL
	30	Oregon State
Dec.	2	Oregon
	5	BRIGHAM YOUNG
	7	San Francisco
	16	Northern Arizona
	18	EASTERN WASHINGTON
	19	DARTMOUTH
	22	Kansas
	28	TRIBUNE CLASSIC Wisconsin vs. Georgia ASU vs. Manhattan
Jan.	4	WASHINGTON STATE
	6	WASHINGTON
	11	UCLA
	13	Southern California
	17	ARIZONA
	20	Miami
	25	CALIFORNIA
	27	STANFORD
Feb.	1	Washington
	3	Washington State
	8	SOUTHERN CALIFORNIA
	10	UCLA
	15	Arizona
	22	Stanford
	24	California
Mar.	1	OREGON
	3	OREGON STATE
	8	PAC-10 TOURNAMENT Home Games in CAPS

HEAD COACH
BILL FRIEDER

Alma Mater: Michigan, '64
Office Phone: 602/965-3261
Best Time To Call: Weekday mornings
Year as College Head Coach: 10th
Overall Collegiate Record: 191-87
Year at ASU: 1st
Record at ASU: 0-0


Bill Frieder


Alex Austin

ASSISTANT COACHES

NAME	ALMA MATER/YEAR
Lynn Archibald	Fresno State, '68
George McQuarn	Cal-State Long Beach, '67

STARTERS RETURNING (4)

Name	Pos	Ht	Wt	Class	Pts	Rebs	Ast
Tarence Wheeler	G	6-2	187	Sr.	15.5	3.1	3.5
Alex Austin	F	6-6	201	Sr.	14.6	6.5	4.3
Mark Becker	F/C	6-9	224	Sr.	12.4	5.4	1.7
Matt Anderson	G	6-4	170	Jr.	10.6	1.8	1.6

STARTERS LOST (1)

Name	Pos	Ht	Wt		Pts	Rebs	Ast
Trent Edwards	F	6-7	250		19.5	8.2	1.6

ADDITIONAL LETTERMEN RETURNING (4)

Name	Pos	Ht	Wt	Class	Pts	Rebs	Ast
Emory Lewis	C	6-10	232	Jr.	5.5	3.2	1.4
Ron Waller	G	6-0	158	So.	4.6	1.8	2.3
Adrian Brown	G	6-1	176	So.	3.6	1.9	3.2
Mike Redhair	G	6-4	177	Sr.	3.0	1.0	2.3

ADDITIONAL LETTERMEN LOST (1)

Name	Pos	Ht	Wt		Pts	Rebs	Ast
Torin Williams	F/C	6-10	225		10.6	4.5	0.7

TOP NEWCOMERS

Name	Pos	Ht	Wt	Class	Hometown/High School or JC
Isaac Austin	F/C	6-10	250	Jr.	Gridley, CA/Kings River JC
Brian Camper	G	6-6	185	Fr.	Lakewood, CA/Lakewood High
Marlon Jones	F	6-7	195	Fr.	Mesa, AZ/Dobson High

NOTRE DAME FIGHTING IRISH

JANUARY 27, 1990
1:30 P.M. (EST)
JOYCE ATHLETIC AND CONVOCATION CENTER
NOTRE DAME, INDIANA

GENERAL INFORMATION
Location: Notre Dame, Indiana
School Founded: 1842
Enrollment: 7,575
Conference: Independent
Nickname: Fighting Irish
Colors: Blue and Gold
Home Arena: Joyce Athletic and Convocation Center
Capacity: 11,418
All-Time Record vs. UM: 2-0
1988-89 Record: 21-9
Post Season Play: 1-1 in NCAA

PERSONNEL INFORMATION
President: Rev. Edward A. Malloy (Notre Dame, '63)
Athletic Director: Dick Rosenthal (Notre Dame, '54)
SID: John Heisler (Missouri, '76)
SID Mailing Address: J.A.C.C., Notre Dame, IN 46556
SID Phone: 219/239-7516
SID Home Phone: 219/277-3523
Basketball SID: Jim Daves (UNC-Charlotte, '84)
Home Phone: 219/233-8515
Telecopier Phone: 219/239-7941
Press Row Phone: 219/239-5309

1988-89 RESULTS (21-9)

Opponent	W-L	Score
ST. BONAVENTURE	W	92-72
Kentucky	W	81-65
INDIANA	W	84-71
CREIGHTON	W	77-64
Valparaiso	L (OT)	68-71
Pennsylvania	W	60-55
San Francisco	L	75-79
Portland	W	80-58
UCLA	W	82-79
SOUTHERN METHODIST	W	67-45
SYRACUSE	L	87-99
RUTGERS	W	85-63
TEMPLE	W	64-60
DAYTON	W	85-75
MARQUETTE	W	83-68
DUKE	L	980-102
Fordham	W	77-58
SOUTHERN CALIFORNIA	W	83-74
BOSTON COLLEGE	L	72-83
LaSALLE	W	80-78
HOUSTON	W	89-80
Dayton	W	83-66
Georgia Tech	L	80-90
DEPAUL	W	67-60
LOUISVILLE	L	77-87
Butler	W	76-69
Marquette	W	67-63
DePaul	L	70-73
Vanderbilt	W	81-65
Georgetown	L	74-81

1989-90 SCHEDULE

Nov.	10	YUGOSLAVIA
	28	SAN FRANCISCO
Dec.	2	Louisville
	5	Indiana
	9	Marquette
	17	UCLA
	21	VALPARAISO
	22	LAFAYETTE
	30	BUTLER
Jan.	3	Creighton
	6	Southern California
	9	Boston College
	12	LaSalle
	16	Rutgers
	0	Louisiana State
	24	WICHITA STATE
	27	MIAMI
	30	DAYTON
Feb.	4	Duke
	8	Southern Methodist
	10	Houston
	13	MARQUETTE
	17	Syracuse
	20	DePAUL
	25	GEORGIA TECH
	28	Dayton
Mar.	3	MISSOURI
	5	KENTUCKY
	10	DePaul

Home Games in CAPS

HEAD COACH
DIGGER PHELPS

Alma Mater & Year: Rider, '63
Office Phone: 219/239-5222
Best Time To Call: 11:30 a.m.-noon
Year as College Head Coach: 20th
Overall Collegiate Record: 370-158
Year at ND: 19th
Record at ND: 344-155


Digger Phelps


LaPhonso Ellis

ASSISTANT COACHES

NAME	ALMA MATER/YEAR
Matt Kilcullen	Pennsylvania, '82
Jeff Nix	Canisius, '80
Fran McCaffery	Herbert H. Lehman, '76

STARTERS RETURNING (5)

Name	Pos	Ht	Wt	Class	Pts	Rebs	Ast
Joe Fredrick	G	6-4	190	Sr.	16.7	2.2	2.8
Jamere Jackson	G/F	6-2	195	Sr.	13.5	3.6	1.9
Tim Singleton	G	6-1	180	Jr.	5.8	1.9	7.0
LaPhonso Ellis	F	6-9	238	So.	13.5	9.4	1.4
Keith Robinson	F	6-9	225	Sr.	12.3	9.3	0.7

STARTERS LOST (0)

ADDITIONAL LETTERMEN RETURNING (6)

Name	Pos	Ht	Wt	Class	Pts	Rebs	Ast
Keith Adkins	G	6-2	175	So.	0.7	0.5	0.3
Elmer Bennett	G	6-1	165	So.	5.5	1.2	2.0
Kevin Ellery	F	6-5	225	Jr.	5.9	2.8	1.4
Scott Paddock	C	6-9	245	Sr.	2.7	4.0	0.3
Daimon Sweet	F	6-5	200	So.	5.2	1.5	0.5
Keith Tower	C	6-11	235	So.	2.4	2.8	0.3

ADDITIONAL LETTERMEN LOST (0)

TOP NEWCOMERS

Name	Pos	Ht	Wt	Class	Hometown/High School or JC
Monty Williams	F	6-7	205	Fr.	Oxon Hill, MD/Potomac

DePAUL
BLUE DEMONS

JANUARY 29, 1990
7:30 P.M. (EST)
ROSEMONT HORIZON
ROSEMONT, ILLINOIS

FEBRUARY 12, 1990
7:30 P.M. (EST)
MIAMI ARENA
MIAMI, FLORIDA

GENERAL INFORMATION

Location: Chicago, Illinois
School Founded: 1898
Enrollment: 14,699
Conference: Independent
Nickname: Blue Demons
Colors: Royal Blue and Scarlet
Home Arena: Rosemont Horizon
Capacity: 17,500
All-Time Record vs. UM: 2-0
1988-89 Record: 21-12
Post Season Play: 1-1 in NCAA

PERSONNEL INFORMATION

President: Rev. John T. Richardson, C.M.
Athletic Director: Bill Bradshaw (LaSalle, '69)
SID: Tim Stephens (Evansville, '83)
SID Mailing Address: 1011 West Belden Avenue, Chicago, IL 60614
SID Phone: 312/341-8545
SID Home Phone: 312/215-0472
Telecopier Phone: 312/341-8076
Press Row Phone: 312/296-6999

1988-89 RESULTS (21-12)

Opponent	W-L	Score
YUGOSLAVIA ZADAR	L	71-81
Nevada-Las Vegas	L	77-86
Ohio State	L	70-72
Chaminade	W	89-68
MAINE	W	66-46
Illinois State	W	78-77
WASHINGTON	L	75-79
Niagara	W	82-75
AMERICAN	W	120-85
Georgetown	L	64-74
NORTH CAROLINA A&T	W	73-52
LOYOLA MARYMOUNT	W	115-111
Mississippi State	W	62-60
Seton Hall	L	60-83
NORTH CAROLINA	L	67-87
Louisville	L	67-81
EASTERN ILLINOIS	W	89-75
LOYOLA MARYMOUNT	W	122-108
Marquette	L	64-72
Loyola (Chicago)	L	69-70
Bradley	W	85-82
South Florida	W	67-59
DUQUESNE	W	85-63
NORTH CAROLINA STATE	W	81-74
Dayton	W	78-50
MIAMI	W	89-79
ST. JOHN'S	L	64-67
TEXAS-SAN ANTONIO	W	88-55
Fordham	W	62-61
Notre Dame	L	60-67
MARQUETTE	W	91-79
NOTRE DAME	W	73-70
Memphis State	W	66-63
Nevada-Las Vegas	L	70-85

1989-90 SCHEDULE

Nov.	11	YUGOSLAVIA
	15	OHIO STATE
	27	HARTFORD
Dec.	2	LA SALLE
	5	Houston
	9	FIRST CHICAGO CHRISTMAS CLASSIC Northwestern vs. Loyola (IL) DePaul vs. Western Illinois
	16	North Carolina
	20	DAYTON
	23	MARQUETTE
	30	Florida International
Jan.	3	WEBER STATE
	6	LOYOLA (IL)
	9	Duquesne
	13	GEORGETOWN
	17	NIAGARA
	20	Marquette
	23	Detroit
	27	LOUISVILLE
	29	MIAMI
Feb.	3	UCLA
	7	FORDHAM
	10	North Carolina State
	12	Miami
	17	ALABAMA-BIRMINGHAM
	20	Notre Dame
	24	St. John's
	28	BRADLEY
Mar.	3	TEXAS
	7	NORTHERN ILLINOIS
	10	NOTRE DAME

Home Games in CAPS

HEAD COACH
JOEY MEYER

Alma Mater: DePaul, '71
Office Phone: 312/341-8416
Best Time To Call: Weekdays 10:00 a.m.-2:00 p.m.
Year as College Head Coach: Fifth
Overall Collegiate Record: 108-46
Year at DU: Fifth
Record at DU: 108-46


Joey Meyer


James Hamby

ASSISTANT COACHES

NAME	ALMA MATER/YEAR
Jim Platt	Concordia, '73
Robert Collins	Tennessee State, '71
Dwayne Tyus	Illinois State, '83
Jay Goedert	North Central, '82

STARTERS RETURNING (3)

Name	Pos	Ht	Wt	Class	Pts	Rebs	Ast
James Hamby	C	7-1	225	Sr.	2.5	2.4	0.3
Curtis Price	F	6-6	190	So.	4.1	3.9	0.7
Chuckie Murphy	G	6-0	155	So.	4.2	1.2	2.6

STARTERS LOST (2)

Name	Pos	Ht	Wt		Pts	Rebs	Ast
Stanley Brundy	F	6-7	210		19.5	10.2	1.2
Terence Greene	G	6-4	200		14.9	4.7	5.1

ADDITIONAL LETTERMEN RETURNING (8)

Name	Pos	Ht	Wt	Class	Pts	Rebs	Ast
David Booth	F	6-7	170	So.	9.9	4.4	1.5
Brad Niemann	G	6-3	175	Jr.	8.8	1.3	2.2
Stephen Howard	C	6-9	215	So.	7.5	4.9	1.3
Melvon Foster	G	6-3	180	Jr.	5.8	2.7	2.7
Curtis Jackson	C	6-10	230	Sr.	2.6	0.8	0.1
Charles Sowell	C	6-10	230	Sr.	1.0	1.8	0.5
Kevin Holland	F	6-7	225	Jr.		Redshirt	
Bill Heppner	C/F	6-8	215	So.		Redshirt	

ADDITIONAL LETTERMEN LOST (0)

TOP NEWCOMERS

Name	Pos	Ht	Wt	Class	Hometown/High School or JC
Deryl Cunningham	F	6-7	190	Fr.	Westchester, IL/St. Joseph's High
Terry Davis	G	6-4	180	Fr.	College Park, GA/Tri-Cities High
B.J. Tyler	G	6-1	165	Fr.	Port Arthur, TX/Lincoln High

MERCER BEARS

FEBRUARY 3, 1990
7:30 P.M. (EST)
MIAMI ARENA
MIAMI, FLORIDA



GENERAL INFORMATION
Location: Macon, Georgia
School Founded: 1833
Enrollment: 2,300
Conference: Trans America
Nickname: Bears
Colors: Orange and Black
Home Arena: Macon Coliseum
Capacity: 8,500
All-Time Record vs. UM: 1-0
1988-89 Record: 14-14
1988-89 Conference Record: 9-9
Post Season Play: 0-1 in TAAC

PERSONNEL INFORMATION
President: Dr. R. Kirby Godsey (Samford)
Interim Athletic Director: Bobby Pope (Georgia College, '70)
SID: Bobby Pope (Georgia College, '70)
SID Mailing Address: 1400 Coleman Ave., Macon, GA 31210
SID Phone: 912/744-2994
SID Home Phone: 912/474-1063
Telecopier Phone: 912/744-2735
Press Row Phone: TBA

1988-89 RESULTS (14-14)

Opponent	W-L	Score
Ft. Valley	W	97-56
Auburn	L	66-87
Augusta	W	87-80
Mississippi State	L	63-74
Shorter	W	80-47
Georgia State	W (OT)	90-89
Augusta	W	81-70
Georgetown	L	55-80
Rider	L	73-75
Stetson	L	64-81
Georgia Southern	L	78-81
Hardin-Simmons	L	43-66
Texas-San Antonio	W	77-72
Centenary	L	65-74
Houston Baptist	L	72-87
Samford	W	69-68
Arkansas-Little Rock	L	82-103
Georgia Southern	L	61-66
Stetson	W	83-76
Texas-San Antonio	L	78-80
Hardin Simmons	W	79-77
Houston Baptist	W	80-73
Centenary	W	102-92
Arkansas-Little Rock	W	75-72
Samford	W	57-55
Armstrong	W	61-54
Georgia State	L	76-94
Centenary	L	74-76

1989-90 SCHEDULE

Nov.	28	BRYAN COLLEGE
Dec.	1	DR. PEPPER CLASSIC Mercer, Baylor, U.S. International, S.E. Louisiana
	4	UNC-ASHEVILLE
	8	HERITAGE CLASSIC Mercer, Drake, Long Island, Boston University
	13	AUGUSTA COLLEGE
	16	Centenary
	19	ALABAMA-HUNTSVILLE
	30	Virginia Commonwealth
Jan.	6	Georgia State
	11	HARDIN SIMMONS
	13	TEXAS-SAN ANTONIO
	18	Arkansas-Little Rock
	20	Samford
	25	GEORGIA SOUTHERN
	27	STETSON
	31	GEORGIA STATE
Feb.	3	Miami
	8	Texas-San Antonio
	10	Hardin Simmons
	15	SAMFORD
	17	ARKANSAS-LITTLE ROCK
	22	Stetson
	24	Georgia Southern
	28	LaGRANGE COLLEGE
Mar.	3	CENTENARY
	6	TAAC TOURNAMENT

Home Games in CAPS

HEAD COACH
BRAD SIEGFRIED

Alma Mater: Carson Newman, '78
Office Phone: 912/744-2994
Best Time To Call: 9:00 a.m.-noon
Year as College Head Coach: 1st
Overall Collegiate Record: 0-0
Year at MU: First
Record at MU: 0-0



Brad Siegfried



Scott Bailey

ASSISTANT COACHES

NAME	ALMA MATER/YEAR
Mike Jeffers	Georgia Southern, '77
Marc Farnell	Mercer, '88

STARTERS RETURNING (1)

Name	Pos	Ht	Wt	Class	Pts	Rebs	Ast
Scott Bailey	F	6-7	220	Sr.	16.4	7.4	1.2

STARTERS LOST (4)

Name	Pos	Ht	Wt	Pts	Rebs	Ast
Eric Jackson	C	6-7	215	3.4	5.0	1.8
Reggie Titus	G	6-2	175	11.5	2.3	3.1
Dwayne Taylor	G	6-4	185	13.5	2.9	2.3
Chris Phillips	F	6-7	200	15.3	5.8	3.8

ADDITIONAL LETTERMEN RETURNING (6)

Name	Pos	Ht	Wt	Class	Pts	Rebs	Ast
Oscar Moore	F	6-6	200	Sr.	11.3	5.3	1.3
Scott Waller	F	6-6	210	So.	2.4	0.8	0.7
Reggie Washington	G	6-2	185	So.	1.6	0.9	0.6
Flo Davis	G	6-1	175	So.	0.7	0.5	0.7
Jay Stroman	G	6-2	185	Jr.	0.0	0.0	0.0
Mark Baynes	G	6-2	180	So.	0.0	0.0	0.0

ADDITIONAL LETTERMEN LOST (2)

Name	Pos	Ht	Wt	Pts	Rebs	Ast
Tracy Vaughn	C	6-8	215	2.3	2.1	0.6
Mark Frederiksen	F	6-7	210	3.6	2.4	0.4

TOP NEWCOMERS

Name	Pos	Ht	Wt	Class	Hometown/High School or JC
Bashir Ahmad	C	6-10	225	So.	Cleveland, OH/Independence JC
Kirk Mitchell	F	6-6	220	Jr.	Baltimore, MD/Hagerstown JC
Chad Boggan	F	6-6	210	Fr.	Memphis, TN/Craigmont High
Kenny Brown	G	6-4	175	Fr.	Ft. Lauderdale, FL/So. Plantation High

NORTH CAROLINA TAR HEELS

FEBRUARY 5, 1990
7:30 P.M. (EST)
SMITH CENTER
CHAPEL HILL, NORTH CAROLINA

GENERAL INFORMATION
Location: Chapel Hill, North Carolina
School Founded: 1789
Enrollment: 22,921
Conference: Atlantic Coast
Nickname: Tar Heels
Colors: Carolina Blue and White
Home Arena: Smith Center
Capacity: 21,444
All-Time Record vs. UM: 3-0
1988-89 Record: 29-8
1988-89 Conference Record: 9-5
Post Season Play: 3-0 in ACC, 2-1 in NCAA

PERSONNEL INFORMATION
Chancellor: Paul Hardin (Duke, '52)
Athletic Director: John Swofford (North Carolina, '71)
SID: Rick Brewer (North Carolina, '71)
SID Mailing Address: P.O. Box 2126, Chapel Hill, NC 27515
SID Phone: 919/962-2123/1376
SID Home Phone: 919/929-2721
Telecopier Phone: 919/962-0612
Press Row Phone: TBA

1988-89 RESULTS (29-8)

Opponent	W-L	Score
TENNESSEE-CHATTANOOGA	W	111-84
GEORGIA	W	99-91
Missouri	L	81-91
Indiana	W	106-92
STANFORD	W	87-76
Arizona	W	79-72
Missouri	W	76-60
VANDERBILT	W	89-77
Richmond	W	76-68
UCLA	W	104-78
Towson State	W	102-74
San Diego State	W	103-92
Pepperdine	W	102-80
DePaul	W	87-67
IOWA	L	97-98
MARYLAND	W	88-72
Virginia	L	83-106
Duke	W	91-71
NORTH CAROLINA STATE	W	84-81
Wake Forest	W	88-74
GEORGIA TECH	W	92-85
Clemson	L	82-85
North Carolina State	L	88-98
VIRGINIA	W	85-67
Old Dominio	W	87-77
WAKE FOREST	W	99-76
Maryland	W	86-75
NEVADA-RENO	W	109-96
CLEMSON	W	100-86
Georgia Tech	L	74-76
Duke	L	86-88
Georgia Tech	W	77-62
Maryland	W	88-58
Duke	W	77-74
Southern	W	93-79
UCLA	W	88-81
Michigan	L	87-92

1989-90 SCHEDULE

Nov.	5	Marathon Oil
	17	RUSSIAN NATIONAL TEAM
	24	MAUI CLASSIC Chaminade, Evansville, James Madison, Louisville, Missouri, North Carolina, San Diego State, Villanova
	30	Alabama
Dec.	2	CENTRAL FLORIDA
	3	TOWSON STATE
	7	Georgetown
	9	Iowa
	16	DePAUL
	23	Kansas State
	27	Kentucky
	29	MILE HIGH CLASSIC North Carolina vs. Colorado State Colorado vs. Massachusetts
Jan.	3	OLD DOMINION
	6	PEPPERDINE
	10	Maryland
	13	VIRGINIA
	17	DUKE
	20	N.C. State
	22	WAKE FOREST
	27	CLEMSON
Feb.	1	Georgia Tech
	5	MIAMI
	7	N.C. STATE
	11	Wake Forest
	14	Virginia
	17	MARYLAND
	24	Clemson
	28	GEORGIA TECH
Mar.	4	Duke
	9	ACC TOURNAMENT Home Games in CAPS

HEAD COACH
DEAN SMITH

Alma Mater: Kansas, '53
Office Phone: 919/962-1154
Best Time To Call: 11:00 a.m.-2:00 p.m.
Year as College Head Coach: 29th
Overall Collegiate Record: 667-190
Year at UNC: 29th
Record at UNC: 667-190


Dean Smith


Scott Williams

ASSISTANT COACHES

NAME	ALMA MATER/YEAR
Bill Guthridge	Kansas State, '60
Phil Ford	North Carolina, '78

STARTERS RETURNING (2)

Name	Pos	Ht	Wt	Class	Pts	Rebs	Ast
Kevin Madden	F	6-4	230	Sr.	14.6	4.8	1.9
Scott Williams	C	6-10	235	Sr.	11.4	7.3	60.7

STARTERS LOST (3)

Name	Pos	Ht	Wt	Pts	Rebs	Ast
Steve Bucknell	G	6-6	217	13.1	4.1	5.3
Jeff Lebo	G	6-4	189	12.2	2.6	4.4
J.R. Reid	F	6-9	256	15.9	6.3	1.3

ADDITIONAL LETTERMEN RETURNING (7)

Name	Pos	Ht	Wt	Class	Pts	Rebs	Ast
Pete Chilcutt	F	6-9	223	Jr.	6.9	5.4	1.4
Hubert Davis	G	6-4	177	So.	3.3	0.8	0.3
Jeff Denny	G	6-4	193	Sr.	1.9	0.5	0.7
Rick Fox	F	6-7	231	Jr.	11.5	3.8	2.1
John Greene	F	6-10	218	Sr.	0.5	0.2	0.0
Marty Hensley	C	6-11	232	Sr.	0.7	0.5	0.1
King Rice	G	6-1	191	Jr.	5.2	1.3	4.1

ADDITIONAL LETTERMEN LOST (1)

Name	Pos	Ht	Wt	Pts	Rebs	Ast
David May	F	6-7	208	0.2	0.3	0.4

TOP NEWCOMERS

Name	Pos	Ht	Wt	Class	Hometown/High School or JC
Kenny Harris	G	6-2	165	Fr.	Petersburg, VA/Petersburg High
Henrik Rodl	G	6-7	185	Fr.	Heusenstamm, WG/Chapel Hill High
George Lynch	F	6-7	209	Fr.	Roanoke, VA/Flint Hill Prep

DAVIDSON WILDCATS

FEBRUARY 10, 1990
7:30 P.M. (EST)
BELK ARENA
DAVIDSON, NORTH CAROLINA

GENERAL INFORMATION

Location: Davidson, North Carolina
School Founded: 1837
Enrollment: 1,400
Conference: Independent
Nickname: Wildcats
Colors: Red and Black
Home Arena: Belk Arena
Capacity: 6,000
All-Time Record vs. UM: 0-1
1987-88 Record: 7-24

PERSONNEL INFORMATION

President: Dr. John W. Kuykendall (Davidson, '59)
Athletic Director: Christopher B. "Kit" Morris (Mississippi, '73)
SID: Emil Parker (Lenoir-Rhyne, '62)
SID Mailing Address: P.O. Box 1750, Davidson, NC 28036
SID Phone: 704/892-2374
SID Home Phone: 704/892-0607
Telecopier Phone: 704/892-2634
Press Row Phone: 704/892-2635

1988-89 RESULTS (7-24)

Opponent	W-L	Score
Southwest Texas State	W	57-53
South Carolina State	L	44-67
Villanova	L	47-63
WAKE FOREST	L	47-56
WOFFORD	L	47-71
ECKERD	W	90-80
UNC-Charlotte	L	64-79
ERSKINE	W	90-63
Lafayette	L	50-87
Air Force	L	45-48
Harvard	W	70-62
Duke	L	53-101
SOUTH CAROLINA	L	48-65
Campbell	L	45-46
FLORIDA INTERNATIONAL	W	85-75
Appalachian State	L	65-76
NORTHERN ILLINOIS	L	74-79
CAMPBELL	L	50-63
Florida International	L	84-91
Central Florida	W	91-83
UNC-WILMINGTON	L	68-81
APPALACHIAN STATE	L	54-65
Northern Illinois	L	77-89
WILLIAM AND MARY	L	69-88
Hofstra	L	71-78
Baptist College	L	77-84
Maryland-Baltimore County	L	73-84
MIAMI (OHIO)	L	63-65
CENTRAL FLORIDA	W	75-64
Miami	L	78-90

1989-90 SCHEDULE

Nov.	13	ARGENTINA NATIONAL TEAM
	19	Cherry Point
	25	Wake Forest
	29	William and Mary
Dec.	1	VIRGINIA
	4	ERSKINE
	8	UNC-Charlotte
	21	DUKE
	29	St. John's
Jan.	4	UNC-Asheville
	8	CAMPBELL
	11	FURMAN
	13	Iowa State
	15	CENTRAL FLORIDA
	18	UNC-Wilmington
	20	WINTHROP
	22	Appalachian State
	25	South Carolina
	27	WOFFORD
	31	UNC-ASHEVILLE
Feb.	3	Campbell
	5	Citadel
	8	Furman
	10	MIAMI
	15	Winthrop
	19	Miami (Ohio)
	22	CITADEL
	24	Central Florida
	27	LIBERTY
Mar.	3	ST. JOSEPH'S

Home Games in CAPS

HEAD COACH
BOB McKILLOP

Alma Mater: Hofstra, '72
Office Phone: 704/892-2369
Best Time To Call: Weekdays 9:00 a.m.-noon
Year as College Head Coach: First
Overall Collegiate Record: 0-0
Year at DC: First
Record at DC: 0-0


Bob McKillop


Alan Hunter

ASSISTANT COACHES

NAME	ALMA MATER/YEAR
Don Hogan	South Alabama, '82
Matt Doherty	North Carolina, 84
John Corso	Adelphi, '83
Larry Garloch	Miami (Ohio), '75

STARTERS RETURNING (4)

Name	Pos	Ht	Wt	Class	Pts	Rebs	Ast
Alan Hunter	G	5-10	170	Sr.	9.6	2.4	3.8
Maurice Gray	F	6-5	205	Sr.	9.3	4.2	0.6
Paul Denmond	G	6-3	180	So.	7.5	1.7	1.5
Jay Schmitt	C	6-8	220	Sr.	8.2	4.5	0.3

STARTERS LOST (1)

Name	Pos	Ht	Wt		Pts	Rebs	Ast
Bruce Elder	G	6-4	180		17.2	4.6	2.8

ADDITIONAL LETTERMEN RETURNING (4)

Name	Pos	Ht	Wt	Class	Pts	Rebs	Ast
Sterling Freeman	G	6-4	175	So.	3.8	2.7	2.3
Edward "Magic" Gaines	G/F	6-4	195	Sr.	6.2	3.2	0.5
Dick Seidel	F	6-6	230	Sr.	1.9	1.5	0.4
Darry Strickland	G	6-3	190	Sr.	1.9	1.0	0.7

ADDITIONAL LETTERMEN LOST (1)

Name	Pos	Ht	Wt		Pts	Rebs	Ast
Bill Sellers	C	6-10	230		4.7	3.9	1.4

TOP NEWCOMERS

Name	Pos	Ht	Wt	Class	Hometown/High School or JC
J.D. Hever	F	6-7	210	Fr.	Dunwoody, GA/Dunwoody High
Detlef Musch	C	6-11	230	Fr.	Fulda, West Germany/Long Island Lutheran High

CENTRAL CONNECTICUT STATE BLUE DEVILS

FEBRUARY 15, 1990
7:30 P.M. (EST)
MIAMI ARENA
MIAMI, FLORIDA

GENERAL INFORMATION
Location: New Britain, Connecticut
School Founded: 1849
Enrollment: 13,500
Conference: Independent
Nickname: Blue Devils
Colors: Blue and White
Home Arena: Kaiser Hall
Capacity: 4,500
All-Time Record vs. UM: First meeting
1988-89 Record: 10-18

PERSONNEL INFORMATION
President: Dr. John W. Shumaker (Pittsburgh, '64)
Athletic Director: Dr. Judith A. Davidson (New Hampshire, '66)
SID: Brent Rutkowski (Wright State, '82)
SID Mailing Address: Kaiser Hall, CCSU, New Britain, CT 06050
SID Phone: 203/827-7824
SID Home Phone: 203/666-6927
Telecopier Phone: 203/827-7189
Press Row Phone: 203/827-7466

1988-89 RESULTS (10-18)

Opponent	W-L	Score
St. Peter's	L	58-91
Hofstra	W	74-61
Seton Hall	L	42-81
LONG ISLAND	W (OT)	78-76
WAGNER	W	71-54
CASTLETON STATE	W	75-56
Fairleigh Dickinson	L	74-75
MERCY	W	107-90
Dominican	W	101-65
California	L	44-92
Oklahoma State	L	38-81
FAIRFIELD	L	66-73
Harvard	L	66-73
Providence	L	56-105
James Madison	L	65-90
Maryland-Baltimore County	L	80-89
DARTMOUTH	W	72-70
ARMY	L	66-84
CALDWELL	W	67-63
Long Island	W	70-68
Robert Morris	L	71-81
VERMONT	L	71-74
MARYLAND-BALTIMORE COUNTY	L	80-84
Mounmouth	L	62-82
Mt. St. Mary's	L	74-93
MT. ST. MARY'S	L	69-94
DELAWARE	W	88-83
Connecticut	L	55-94

1989-90 SCHEDULE

Nov.	25	NORTH ADAMS STATE
	27	Delaware State
	29	POST COLLEGE
Dec.	2	George Washington
	5	Fairfield
	9	HARVARD
	12	Wagner College
	16	CASTLETON STATE
	28	Southern California
Jan.	3	US International
	6	MERCY COLLEGE
	13	Vermont
	18	Liberty
	22	RIDER
	27	LONG ISLAND
	31	MONMOUTH COLLEGE
Feb.	3	MARYLAND-BALTIMORE COUNTY
	6	Brooklyn College
	12	South Florida
	15	Miami
	17	Winthrop College
	21	LIBERTY
	24	DELAWARE STATE
	27	NORTHEASTERN
Mar.	1	Maryland-Baltimore County

Home Games in CAPS

HEAD COACH
MIKE BROWN

Alma Mater: Vermont, '73
Office Phone: 203/827-7261 or 7362
Best Time To Call: late mornings
Year as College Head Coach: Second
Overall Collegiate Record: 10-18
Year at CCSU: Second
Record at CCSU: 10-18


Mike Brown


Wayne Campbell

ASSISTANT COACHES

NAME	ALMA MATER/YEAR
Duffy Burns	Ball State, '85
Dennis Jackson	Florida A&M, '70
Dave Rybczyk	Central Connecticut State, '71
Mark Van Buren	Union, '88

STARTERS RETURNING (3)

Name	Pos	Ht	Wt	Class	Pts	Rebs	Ast
Scott Weeden	F	6-6	185	So.	11.6	3.3	1.7
Wayne Campbell	G	6-0	170	Sr.	8.2	2.1	2.7
Doug Leichner	F	6-6	205	So.	3.4	2.4	0.5

STARTERS LOST (2)

Name	Pos	Ht	Wt		Pts	Rebs	Ast
Brian Herron	C	6-7	205		21.9	7.8	1.0
Andre Alexander	G	6-2	170		11.6	2.6	3.3

ADDITIONAL LETTERMEN RETURNING (7)

Name	Pos	Ht	Wt	Class	Pts	Rebs	Ast
Deloe Shively	G	6-4	200	So.	6.0	1.3	0.9
Brad Meyer	G	5-11	160	Sr.	4.4	1.9	3.5
Herman Whaley	F	6-5	195	Sr.	3.2	2.3	0.5
Patrick Sellers	F	6-6	190	Jr.	2.3	3.5	1.0
Al Williams	F	6-7	175	So.	1.7	1.2	0.3
Denis Murphy	G	6-0	185	Jr.	1.1	1.2	0.4
Sam Bigley	C	6-9	205	Sr.	0.9	1.6	0.6

ADDITIONAL LETTERMEN LOST (2)

Name	Pos	Ht	Wt		Pts	Rebs	Ast
Tony Penny	F	6-6	205		2.5	3.1	0.5
Jason Zaniewski	F	6-6	190		1.0	0.5	0.0

TOP NEWCOMERS

Name	Pos	Ht	Wt	Class	Hometown/High School or JC
David Cargill	F	6-7	210	Fr.	Akron, OH/St. Vincent High
Mark Chaney	C	6-11	175	So.	Rochester, NY/Mendon High
Kevin Swann	G	6-1	165	Fr.	Hampton, VA/Hampton High

FLORIDA GATORS

FEBRUARY 19, 1990
7:30 P.M. (EST)
MIAMI ARENA
MIAMI, FLORIDA

GENERAL INFORMATION
Location: Gainesville, Florida
School Founded: 1853
Enrollment: 34,500
Conference: Southeastern
Nickname: Gators
Colors: Orange and Blue
Home Arena: Stephen C. O'Connell Center
Capacity: 12,000
All-Time Record vs. UM: 41-20
1988-89 Record: 21-13
1988-89 Conference Record: 13-5
Post Season Play: 2-1 in SEC, 0-1 in NCAA

PERSONNEL INFORMATION
Interim President: Dr. Robert Bryan (Miami, '50)
Athletic Director: Bill Arnsparger (Miami of Ohio, '50)
SID: John Humenik (Clarion State, '74)
SID Mailing Address: P.O. Box 14485, Gainesville, FL 32604
SID Phone: 904/365-4683 ext. 6102, 6103
SID Home Phone: 904/377-1908
Basketball SID: Joel Glass (Iowa, '86)
Home Phone: 904/331-2631
Telecopier Phone: 904/375-4809
Press Row Phone: TBA

1988-89 RESULTS (21-13)

Opponent	W-L	Score
California	L	58-73
Alaska-Anchorage	W	83-72
Utah	W	77-68
SIENA	W	71-67
Florida State	L	86-104
Illinois	L	67-97
LOUISIANA STATE	L	101-111
MIAMI	W	101-81
PITTSBURGH	L	87-90
Ohio State	L	68-93
Fordham	W	59-52
Mississippi	L	71-80
Georgia	W	80-66
South Florida	W	87-82
KENTUCKY	L	56-69
Auburn	W	79-775
Tennessee	L	76-83
MISSISSIPPI STATE	W	81-57
Vanderbilt	W	81-78
ALABAMA	W	85-76
Stanford	L	69-84
MISSISSIPPI	W	78-67
GEORGIA	W	65-60
Kentucky	W	59-53
AUBURN	W	90-79
TENNESSEE	W	99-81
Mississippi State	W	78-69
VANDERBILT	W	83-80
Louisiana State	W	104-95
Alabama	L	63-83
Georgia	W	62-61
Tennessee	W	76-71
Alabama	L	60-72
Colorado State	L	46-68

1989-90 SCHEDULE

Nov.	8	SOVIET UNION
	13	HIGH FIVE AMERICA
Dec.	1	FLORIDA STATE
	5	ILLINOIS
	9	James Madison
	16	Texas
	23	SOUTH FLORIDA
	27	USF&G SUGAR BOWL
		Florida vs. LaSalle
		Ohio State vs. New Orleans
Jan.	2	Mississippi
	6	GEORGIA
	10	Kentucky
	13	AUBURN
	17	TENNESSEE
	20	Mississippi State
	24	VANDERBILT
	27	Louisiana State
	31	Alabama
Feb.	3	MISSISSIPPI
	6	Georgia
	10	Georgetown
	12	KENTUCKY
	14	Auburn
	17	Tennessee
	19	Miami
	21	MISSISSIPPI STATE
	24	Vanderbilt
	27	LOUISIANA STATE
Mar.	3	ALABAMA
	8	SEC TOURNAMENT
		Home Games in CAPS

HEAD COACH
NORM SLOAN

Alma Mater: North Carolina State, '51
Office Phone: 904/375-4683 ext. 4285
Best Time To Call: Weekday mornings & 1:00-2:00 p.m.
Year as College Head Coach: 38th
Overall Collegiate Record: 627-395
Year at UF: 16th
Record at UF: 233-194


Norm Sloan


Dwayne Schintzius

ASSISTANT COACHES

NAME	ALMA MATER/YEAR
Monte Towe	North Carolina State, '74
Kenny McCraney	Florida, '82
Phil Weber	North Carolina State, '84

STARTERS RETURNING (4)

Name	Pos	Ht	Wt	Class	Pts	Rebs	Ast
Dwayne Schintzius	C	7-2	275	Sr.	18.0	9.7	2.7
Livingston Chatman	F	6-7	230	Jr.	16.1	6.4	3.4
Dwayne Davis	F	6-7	215	Jr.	13.3	9.4	0.9
Renaldo Garcia	F	6-2	165	Jr.	8.1	1.3	2.5

STARTERS LOST (1)

Name	Pos	Ht	Wt	Pts	Rebs	Ast
Clifford Lett	G	6-3	170	13.1	4.2	4.3

ADDITIONAL LETTERMEN RETURNING (3)

Name	Pos	Ht	Wt	Class	Pts	Rebs	Ast
Brian Hogan	G	6-2	175	So.	2.9	1.1	0.9
Kelly McKinnon	G/F	6-6	185	So.	2.2	0.5	0.4
Michael Kerr	F	6-6	225	So.	3.1	2.6	0.1

ADDITIONAL LETTERMEN LOST (0)

TOP NEWCOMERS

Name	Pos	Ht	Wt	Class	Hometown/High School or JC
Stacey Poole	G/F	6-6	200	Fr.	Jacksonville, FL/Forrest High
Hosie Grimsley	G	6-3	170	Fr.	Lakeland, FL/Lake Gibson High

PROVIDENCE FRIARS



FEBRUARY 21, 1990
8:00 P.M. (EST)
PROVIDENCE CIVIC CENTER
PROVIDENCE, RHODE ISLAND

GENERAL INFORMATION

Location: Providence, Rhode Island
School Founded: 1917
Enrollment: 3,700
Conference: Big East
Nickname: Friars
Colors: Black and White
Home Arena: Providence Civic Center
Capacity: 13,106
All-Time Record vs. UM: 2-2
1988-89 Record: 18-11
1988-89 Conference Record: 7-9
Post Season Play: 0-1 in Big East

PERSONNEL INFORMATION

President: Rev. John F. Cunningham, O.P. (Providence, '49)
Athletic Director: John Marinatto (Providence, '79)
SID: Gregg Burke (Holy Cross, '80)
SID Mailing Address: River Avenue, Providence, RI 02918
SID Phone: 401/865-2272
SID Home Phone: 401/353-1702
Telecopier Phone: 401/865-2583
Press Row Phone: 401/751-9737

1988-89 RESULTS (18-11)

Opponent	W-L	Score
NIAGARA	W	104-66
SOUTH ALABAMA	W (OT)	93-86
Brown	W	93-65
LAFAYETTE	W	75-46
YALE	W	78-55
Boston College	W	73-52
RHODE ISLAND	W	76-70
Holy Cross	W	79-68
MAINE	W	100-78
WAGNER	W	93-57
ST. JOHN'S	W	98-69
Connecticut	W	80-78
CENTRAL CONNECTICUT	W	105-56
VILLANOVA	L	67-76
GEORGETOWN	L	77-80
Pittsburgh	W	96-81
Miami	W	106-91
Syracuse	L	96-100
St. John's	L	73-87
CONNECTICUT	W	73-61
PITTSBURGH	W	88-78
Villanova	L (OT)	83-86
SYRACUSE	L	80-87
Georgetown	L	74-76
Seton Hall	L	80-84
SETON HALL	L	68-80
BOSTON COLLEGE	W	102-76
Syracuse	L	76-79
Virginia	L	97-100

1989-90 SCHEDULE

Nov.	2	MARATHON OIL
	14	ISRAELI NATIONAL TEAM
	24	FLEET BASKETBALL CLASSIC Bowling Green State, Jacksonville, New Hampshire, Providence
Dec.	2	HOLY CROSS
	6	Clemson
	9	Rhode Island
	21	BOSTON COLLEGE
	23	UTAH
	27	BROOKLYN COLLEGE
	30	UNC-ASHEVILLE
Jan.	6	Georgetown
	9	SETON HALL
	13	VILLANOVA
	17	Seton Hall
	20	Syracuse
	24	ST. JOHN'S
	27	Boston College
	30	Villanova
Feb.	3	CONNECTICUT
	7	TENNESSEE STATE
	10	Pittsburgh
	13	GEORGETOWN
	17	St. John's
	19	Connecticut
	21	MIAMI
	25	SYRACUSE
	28	MISSISSIPPI VALLEY STATE
Mar.	3	PITTSBURGH
	8	BIG EAST TOURNAMENT Home Games in CAPS

HEAD COACH
RICK BARNES

Alma Mater: Lenoir-Rhyne, '77
Office Phone: 401/865-2266
Year as College Head Coach: Third
Overall Collegiate Record: 38-22
Year at PC: Second
Record at PC: 18-11



Rick Barnes



Eric Murdock

ASSISTANT COACHES

NAME	ALMA MATER/YEAR
Fran Fraschilla	Brooklyn College, '79
Mark Anderson	Missouri, '76
Larry Shyatt	Wooster, '73

STARTERS RETURNING (3)

Name	Pos	Ht	Wt	Class	Pts	Rebs	Ast
Eric Murdock	G	6-2	185	Jr.	16.2	4.7	4.7
Marty Conlon	C	6-10	224	Sr.	14.3	7.0	2.1
Carlton Screen	G	6-0	170	Sr.	11.5	2.0	6.8

STARTERS LOST (2)

Name	Pos	Ht	Wt		Pts	Rebs	Ast
Matt Palazzi	F	6-3	195		13.0	2.3	1.8
Cal Foster	F	6-5	213		7.7	3.9	0.3

ADDITIONAL LETTERMEN RETURNING (6)

Name	Pos	Ht	Wt	Class	Pts	Rebs	Ast
Abdul Shamsid-Deen	C	6-10	225	Sr.	6.5	3.6	0.3
Greg Bent	F	6-7	234	Sr.	5.0	2.1	0.3
Chris Watts	G	6-3	200	Jr.	2.7	0.9	0.9
Marvin Saddler	F	6-7	232	So.	2.1	1.4	0.1
Quinton Burton	F	6-5	202	Sr.	1.3	0.3	0.6
Marques Bragg	F	6-7	212	So.	2.3	1.2	0.3

ADDITIONAL LETTERMEN LOST (3)

Name	Pos	Ht	Wt		Pts	Rebs	Ast
Darryl Wright	F	6-5	191		5.1	2.3	1.5
Bryan Benham	F	6-4	206		1.3	0.7	0.3
Ryan Ford	G	6-0	169		1.2	0.2	0.8

TOP NEWCOMERS

Name	Pos	Ht	Wt	Class	Hometown/High School or JC
Trent Forbes	G	6-1	170	Fr.	Dover, MA/Dover Sherborn High
Tony Turner	F	6-7	185	Fr.	College Park, GA/M.D. Collins/Banneker

HARTFORD HAWKS

FEBRUARY 27, 1990
7:30 P.M. (EST)
MIAMI ARENA
MIAMI, FLORIDA

GENERAL INFORMATION
Location: West Hartford, CT
School Founded: 1877
Enrollment: 4,000
Conference: North Atlantic
Nickname: Hawks
Colors: Scarlet and White
Home Arena: Hartford Civic Center and The Sports Center
Capacity: 16,014 and 4,611
All-Time Record vs. UM: 0-1
1988-89 Record: 15-13
1988-89 Conference Record: 10-7
Post Season Play: 1-1 in NAC

PERSONNEL INFORMATION
President: Humphrey Tonkin
Athletic Director: C. Donald Cook
SID: James R. Keener, Jr. (Robert Morris, '83)
SID Mailing Address: 200 Bloomfield Ave., West Hartford, CT 06117-0395
SID Phone: 203/243-4620
SID Home Phone: 203/232-9896
Telecopier Phone: 203/243-4068
Press Row Phone: TBA

1988-89 RESULTS (15-13)

Opponent	W-L	Score
Connecticut	L	55-67
George Washington	W	76-70
Wichita State	L	59-85
Fairfield	W	71-51
FAIRLEIGH DICKINSON	W	64-52
DARTMOUTH	L	64-66
S.W. LOUISIANA	L	66-69
Columbia	W	70-62
Pepperdine	L	62-82
NEW HAMPSHIRE	W	62-55
Maine	L	55-61
Northeastern	L	72-87
Boston University	L	75-88
NORTHEASTERN	L	71-79
Canisius	L (OT)	53-54
MAINE	W	62-50
BOSTON UNIVERSITY	W	69-60
Colgate	W	68-62
Siena	L	72-82
VERMONT	W	55-52
Vermont	W	70-63
CANISIUS	W	65-56
NIAGARA	W	66-62
Niagara	W	72-57
COLGATE	W	83-79
SIENA	W	83-79
CANISIUS	W	75-57
SIENA	L	57-81

1989-90 SCHEDULE

Nov.	18	IRISH NATIONAL TEAM
	27	DePaul
Dec.	1	HARTFORD HAWKS TOURNAMENT Hartford, Brown, Drexel, Marist
	5	RHODE ISLAND
	7	Connecticut
	9	Fairleigh Dickinson
	23	FAIRLEIGH DICKINSON
	30	Harvard
Jan.	5	Siena
	7	Delaware
	11	Duquesne
	13	MARATHON OIL
	17	Dartmouth
	20	Maine
	25	SIENA
	27	Northeastern
	31	BOSTON UNIVERSITY
Feb.	3	Colgate
	7	Boston University
	10	NEW HAMPSHIRE
	12	New Hampshire
	15	Vermont
	17	MAINE
	19	GEORGE WASHINGTON
	21	COLGATE
	24	NORTHEASTERN
	28	Miami
Mar.	3	VERMONT
	6	NAC TOURNAMENT Home Games in CAPS

HEAD COACH
JACK PHELAN

Alma Mater: St. Francis, '77
Office Phone: 203/243-4660
Best Time To Call: Weekdays 9:00 a.m.-noon
Year as College Head Coach: Ninth
Overall Collegiate Record: 92-133
Year at UH: Ninth
Record at UH: 92-133


Jack Phelan


Larry Griffiths

ASSISTANT COACHES

NAME	ALMA MATER/YEAR
Bob Baroni	Dayton, '67
Clay Young	Hartford, '79
Jamie Cosgrove	St. Anselm, '87

STARTERS RETURNING (3)

Name	Pos	Ht	Wt	Class	Pts	Rebs	Ast
Lamont Middleton	F	6-6	218	So.	16.4	7.2	2.6
David Thompson	G/F	6-6	170	Sr.	6.0	5.0	2.8
Mike Daniel	C	6-10	218	Jr.	2.8	2.9	0.2
Al Jones	G	5-9	160	Jr.	8.3	2.7	2.1

STARTERS LOST (1)

Name	Pos	Ht	Wt	Pts	Rebs	Ast
Keith Jones	G	5-9	174	6.9	2.0	4.3

ADDITIONAL LETTERMEN RETURNING (4)

Name	Pos	Ht	Wt	Class	Pts	Rebs	Ast
Larry Griffiths	F	6-8	200	Jr.	11.6	5.7	0.9
Mark Matthews	F	6-5	210	So.	2.6	2.0	0.6
Ron Moye	G	6-0	190	Jr.	8.6	1.9	1.5
Scott Ringquist	G/F	6-5	200	So.	0.4	0.2	0.0

ADDITIONAL LETTERMEN LOST (2)

Name	Pos	Ht	Wt	Pts	Rebs	Ast
Nate Gainey	G	6-1	190	5.0	3.1	0.4
Anthony Jeter	F	6-5	214	2.1	1.8	0.0

TOP NEWCOMERS

Name	Pos	Ht	Wt	Class	Hometown/High School or JC
Vin Baker	F	6-9	200	Fr.	Old Saybrook, CT/Old Saybrook High
Donnail Diggs	G/F	6-2	188	Fr.	Danbury, CT/Danbury High
Vishnue Naraine	F	6-5	220	Jr.	East Hartford, CT/St. Francis
Rich Kusmirek	C	6-10	225	Jr.	Southington, CT/Hofstra
Paul Spence	G	5-11	180	Fr.	Hartford, CT/Hartford Public
Jack Ayer	G	6-2	175	Fr.	Coventry, CT/Coventry High
Vonsell Johnson	F	6-5	200	Fr.	Danbury, CT/Danbury High
David Pritikin	G	6-4	190	Fr.	Highland Park, IL/Highland Park High

TULANE
GREEN WAVE

MARCH 3, 1990
7:30 P.M. (EST)
MIAMI ARENA
MIAMI, FLORIDA

GENERAL INFORMATION

Location: New Orleans, Louisiana
School Founded: 1834
Enrollment: 10,232
Conference: Metro
Nickname: Green Wave
Colors: Olive Green and Sky Blue
Home Arena: Fogelman
Capacity: 5,000
All-Time Record vs. UM: First Meeting
1987-88 Record: Did Not Compete

1989-90 SCHEDULE

Nov.	24	TEXAS CHRISTIAN
	27	Rice
Dec.	2	NEW ORLEANS
	5	Northwestern
	9	ARKANSAS STATE TOURNAMENT
	22	EAST CAROLINA
	30	Southern Methodist
Jan.	4	Florida State
	6	South Carolina
	11	MEMPHIS STATE
	13	VIRGINIA TECH
	18	LOUISVILLE
	20	NORTHEASTERN
	22	NICHOLLS STATE
	27	Cincinnati
Feb.	1	SOUTH CAROLINA
	3	FLORIDA STATE
	5	Louisville
	8	Memphis State
	10	Virginia Tech
	14	Southern Methodist
	16	SOUTHEASTERN LOUISIANA
	18	New Orleans
	24	CINCINNATI
Mar.	1	SOUTHERN MISSISSIPPI
	3	Miami
	9	METRO TOURNAMENT

Home Games in CAPS

PERSONNEL INFORMATION

President: Dr. Eamon Kelly
Athletic Director: Chet Gladchuk (Boston College, '73)
SID: Jeff Seal (Oklahoma, '79)
SID Mailing Address: Monk Simmons Complex, New Orleans, LA 70118
SID Phone: 504/865-5505
SID Home Phone: 504/488-6336
Telecopier Phone: 504/865-5512
Press Row Phone: TBA

HEAD COACH
PERRY CLARK

Alma Mater: Gettysburg, '74
Office Phone: 504/865-5501
Best Time To Call: 9: 00 a.m.-noon
Year as College Head Coach: First
Overall Collegiate Record: 0-0
Year at TU: First
Record at TU: 0-0



Perry Clark

ASSISTANT COACHES

NAME	ALMA MATER/YEAR
Ron Everhart	Virginia Tech, '85
Todd Bozeman	Rhode Island, '86

TOP NEWCOMERS

Name	Pos	Ht	Wt	Class	Hometown/High School or JC
Michael Christian	G	6-3	175	Jr.	Denver, CO/Delgado JC
Jerome Conner	G/F	6-4	175	Fr.	Monroe, LA/Carrol High
Greg Gary	G	6-2	180	So.	Anderson, IN/Aquinas JC
Craig Heisser	G	6-0	165	Fr.	New Orleans, LA/St. Augustine High
G.J. Hunter	G	6-3	185	Fr.	Garland, TX/Lake View High
Carter Nicholls	G	6-5	190	Fr.	DeRidder, LA/DeRidder High
Bernard Parks	G/F	6-7	190	Fr.	Indianapolis, IN/Pike High
Joe Passi	C	6-10	235	Jr.	Mount Prospect, IL/Harper JC
Matt Popp	C	6-9	220	Fr.	Kettering, OH/Alter High
Pete Rashe	C	6-11	215	Fr.	Cincinnati, OH/St. Xavier High
Anthony Reed	C/F	6-9	215	Fr.	Monroe, LA/Wossman High

FLORIDA INTERNATIONAL GOLDEN PANTHERS



MARCH 6, 1990
7:30 P.M. (EST)
MIAMI ARENA
MIAMI, FLORIDA

GENERAL INFORMATION
Location: Miami, Florida
School Founded: 1972
Enrollment: 17,500
Conference: Independent
Nickname: Golden Panthers
Colors: Blue and Gold
Home Arena: Sunblazer Arena
Capacity: 3,580
All-Time Record vs. UM: 0-3
1988-89 Record: 10-18

PERSONNEL INFORMATION
President: Dr. Modesto "Mitch" Maidique (MIT, '62)
Athletic Director: Dr. Dick Young (Ohio State, '55)
SID: Stuart Davidson (Ohio State, '85)
SID Mailing Address: University Park, Miami, FL 33199
SID Phone: 305/554-2084
SID Home Phone: 305/362-3568
Telecopier Phone: 305/554-2084
Press Row Phone: 305/554-3164

1988-89 RESULTS (10-18)

Opponent	W-L	Score
FLORIDA MEMORIAL	W	92-86
MARYLAND-EASTERN SHORE	W	79-60
Florida State	L	75-100
South Florida	L	62-91
Minnesota	L	75-99
Sacramento State	L	88-100
Pacific	L	85-99
BALL STATE	L	66-89
RADFORD	L	96-105
NORTHERN IOWA	L	83-96
Maryland-Eastern Shore	W	101-90
Holy Cross	L	89-98
ARKANSAS STATE	L	77-88
New Orleans	L	58-83
Davidson	L	75-85
American	L	90-128
DETROIT	W	75-72
DAVIDSON	W	91-84
FLORIDA A&M	L	94-99
Central Florida	W	105-103
ROBERT MORRIS	W	92-85
NORTHERN ILLINOIS	W	107-89
AKRON	L	80-87
CENTRAL FLORIDA	W	90-86
San Diego State	L	78-93
Nicholls State	L	81-91
SOUTH FLORIDA	W	92-91
Miami	L	82-89

1989-90 SCHEDULE

Nov.	24	MARYLAND-BALTIMORE COUNTY
	27	South Florida
Dec.	2	Georgetown
	4	Radford
	9	SOUTH FLORIDA
	18	ST. THOMAS
	20	GOLDEN PANTHERS CLASSIC FIU, Texas A&M, Holy Cross, Georgia State
	28	YALE
	30	DePAUL
Jan.	2	VALPARAISO
	4	Robert Morris
	6	Detroit
	10	MARYLAND-EASTERN SHORE
	11	WISCONSIN-MILWAUKEE
	13	Ball State
	20	Central Florida
	27	NORTHERN ILLINOIS
Feb.	1	Maryland-Eastern Shore
	8	Northern Illinois
	10	NICHOLLS STATE
	12	Brooklyn
	15	CLEVELAND STATE
	17	CENTRAL FLORIDA
	22	U.S. International
	24	Southern Utah State
	28	BROOKLYN
Mar.	6	Miami

Home Games in CAPS

HEAD COACH
RICH WALKER

Alma Mater: Bowling Green, '71
Office Phone: 305/554-2100
Best Time To Call: Weekdays 1:00-3:00 p.m.
Year as College Head Coach: 13th
Overall Collegiate Record: 134-182
Year at FIU: Ninth
Record at FIU: 101-113



Rich Walker



Dwight Stewart

ASSISTANT COACHES

NAME	ALMA MATER/YEAR
Ed Riggan	Grace, '77
Sergio Rouco	Nova, '87

STARTERS RETURNING (2)

Name	Pos	Ht	Wt	Class	Pts	Rebs	Ast
Dwight Stewart	F	6-7	197	So.	17.3	6.3	1.8
Tony Regueira	G/F	6-4	205	Sr.	7.1	3.3	1.8

STARTERS LOST (3)

Name	Pos	Ht	Wt		Pts	Rebs	Ast
Robert Rowe	G	6-1	152		7.0	2.5	3.3
Mark Manning	C	6-9	210		6.6	4.7	0.5
Doug Johnson	F	6-5	220	Sr.	17.6	6.5	1.5

ADDITIONAL LETTERMEN RETURNING (3)

Name	Pos	Ht	Wt	Class	Pts	Rebs	Ast
Diego Garcia	G	6-1	177	Sr.	9.0	2.1	1.5
Brett Lewis	G	6-1	163	So.	6.6	1.1	0.9
Anthony Pinder	G	5-11	175	So.	0.0	0.5	0.0

ADDITIONAL LETTERMEN LOST (4)

Name	Pos	Ht	Wt		Pts	Rebs	Ast
Kevin Latimer	G	6-0	155		2.7	0.6	0.5
Michael Lofty	G/F	6-3	170		6.6	2.5	0.9
Elvis Lopez	G	6-1	185		0.9	0.3	0.5
Charles Payne	G	6-2	180		1.7	0.8	0.5

TOP NEWCOMERS

Name	Pos	Ht	Wt	Class	Hometown/High School or JC
Corey Walker	F/C	6-9	210	Fr.	Orlando, FL/Auburn
Cesar Bocachica	G/F	6-6	205	So.	Ponce, PR/Richmond
Ruben Colon	F	6-8	200	Fr.	Aguirre, PR/Phill. Roman Catholic
Tyrone Jones	F	6-6	190	Fr.	Miami, FL/Northwestern /high



1989-90 VARSITY CHEERLEADERS

Back Row (l to r): Grace DiMotta, Jennifer Smith, Kim Parker, Jacqui Allegue. Middle Row: Rob Pritchard, Valenti Henry, Coach Bill Rose, Peter Nilsson, Leh Meriwether. Front Row: Joyce Poole, Bill Tigano, Maytee Benitez, Harrison Edelson, Joe Garcia, Kim Turene, Charles Davis, Julie Duncan.



1988-89 STATISTICS



1988-89 UNIVERSITY OF MIAMI BASKETBALL STATISTICS

RECORD: 19-12 (12-5 Home, 2-6 Away, 5-1 Neutral)

NO	PLAYER	GP-GS	MIN/AV	FGM-FGA	FG%	3-POINT FGM-FGA	3-POINT FG%	FTM-FTA	FT%	REBOUNDS OFF	REBOUNDS DEF	REBOUNDS TOT/AVG	HI	AST	STL	BLK	TO	PF-DQ	PTS/AVG	HI
32	Brown, Eric	31-28	1016/33	255-437	.584	9-32	.281	246-310	.794	81	168	249/8.0	12	66	44	24	90	82-3	765/24.7	39
23	Burns, Dennis	31-24	906/29	212-412	.515	3-5	.600	67-104	.644	43	80	123/4.0	8	70	41	36	53	81-1	494/15.9	32
15	WYLIE, JOE	25-7	553/22	105-202	.520	3-6	.500	55-104	.529	68	145	213/8.5	16	44	18	15	57	74-4	268/10.7	22
3	Presto, Kevin	31-15	786/25	82-219	.374	54-158	.342	51-61	.836	13	50	63/2.0	6	104	37	0	66	79-3	269/8.7	26
45	Richardson, Mark	26-22	470/18	83-159	.522	0-0	.000	10-16	.625	18	72	90/3.5	11	19	9	12	15	71-5	176/6.8	18
22	Williams, Levertis	31-9	516/17	68-172	.395	46-132	.348	9-16	.563	16	23	39/1.3	4	38	21	2	20	41-1	191/6.2	23
13	MORTON, JAKE	29-20	462/16	59-138	.428	26-70	.371	27-40	.675	14	28	42/1.4	4	35	40	2	36	74-3	171/5.9	16
4	RANDON, JOSEPH	30-4	356/12	60-112	.536	0-3	.000	43-71	.606	34	50	84/2.8	8	25	18	4	38	54-2	163/5.4	15
12	HOCKER, THOMAS	30-17	633/21	42-84	.500	13-31	.419	42-44	.955	8	66	74/2.5	6	109	26	1	69	41-1	139/4.6	11
5	Warren, Joel	28-9	372-13	30-67	.448	13-33	.394	18-34	.529	11	39	50/1.8	5	57	23	4	45	48-0	91/3.3	14
44	SCOTT, JEROME	17-0	124/7	19-53	.358	6-18	.333	11-21	.524	8	12	20/1.2	4	10	8	2	17	19-0	55/3.2	12
21	ADAMS, BRANDON	9-0	32/4	7-17	.412	0-3	.000	4-5	.800	2	4	6/0.7	3	1	0	0	3	8-0	18/2.0	4
33	ROSS, JOE	5-0	22/4	2-6	.333	0-2	.000	4-4	1.000	1	1	2/0.4	1	1	0	0	2	3-0	8/1.6	6
11	Polnitz, Reggie	4-0	5/1	0-1	.000	0-0	.000	1-2	.500	0	1	1/0.3	1	1	1	0	2	1-0	1/0.3	1
20	Moore, Bruce	2-0	22/11	0-4	.000	0-3	.000	0-0	.000	0	0	0/0.0	0	3	1	0	0	2-0	0/0.0	0
UNIV. OF MIAMI			6275	1024-2083	.492	173-496	.349	588-832	.707	317	739	1164/37.5	54	583	287	102	513	678-23	2809/90.6	111
Opponents			6275	1040-2129	.488	146-385	.379	552-838	.659	419	772	1302/42.0	58	516	256	62	542	666-23	2778/89.6	123

TEAM REBOUNDS: UM-108, Opp-125 **DEAD BALL REBOUNDS:** UM-97, Opp-115

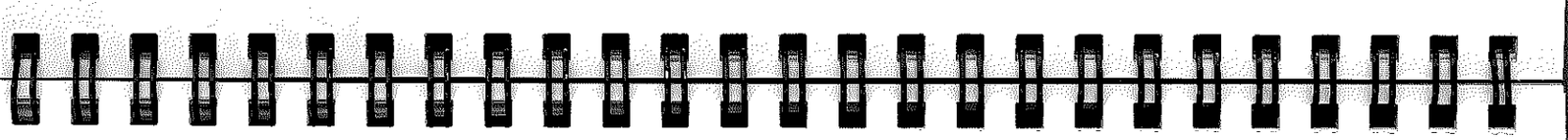

1988-89 MIAMI GAME-BY-GAME

OPPONENT	FG	FGA	PCT	FG	FGA	PCT	FT	FTA	PCT	REB	PF	TP	MIN	A	TO	BLK	S
MARYLAND-ES	41	64	.640	5	10	.500	21	26	.807	48	24	108	200	28	4	8	
ORAL ROBERTS	39	75	.520	10	19	.526	20	26	.769	37	21	108	200	22	18	2	10
UCLA	26	66	.394	2	14	.143	12	18	.667	27	16	66	200	16	10	1	9
BETHUNE-COOKMAN	32	48	.667	7	12	.583	17	23	.739	31	14	88	200	15	12	1	9
DUKE	38	84	.452	6	20	.300	20	31	.645	38	32	102	200	15	16	2	10
LONG ISLAND	34	68	.500	5	18	.278	29	43	.674	50	27	102	200	20	22	5	11
Florida	30	77	.390	9	25	.360	12	19	.632	32	81	200	15	11	4	12	
St. Louis	27	74	.364	3	19	.157	14	25	.560	38	26	71	200	12	6	2	8
Eastern Illinois	27	62	.435	4	16	.250	25	33	.757	44	24	83	200	15	17	3	11
Old Dominion	30	66	.454	7	21	.333	10	15	.667	36	27	77	200	10	17	0	9
Pennsylvania	33	53	.620	5	10	.500	31	41	.750	37	18	102	200	22	16	3	11
Wichita State	31	57	.543	5	13	.384	14	15	.933	33	20	81	200	22	15	7	12
Rutgers	29	60	.483	7	14	.500	34	49	.694	41	28	99	225	17	24	4	6
Georgetown	31	66	.470	4	9	.440	13	25	.520	34	25	79	200	17	23	3	6
VA. COMMONWEALTH	27	74	.365	8	29	.276	15	27	.555	44	27	77	200	20	18	2	10
KANSAS	34	70	.485	5	17	.294	14	21	.667	39	17	87	200	21	11	1	10
Stanford	25	56	.446	4	15	.267	5	6	.833	23	22	59	200	14	17	3	8
PROVIDENCE	30	59	.508	4	10	.400	27	33	.818	35	18	91	200	16	25	7	8
MARQUETTE	35	68	.515	5	17	.294	31	36	.861	41	18	106	200	19	18	2	10
NEW MEXICO	38	83	.457	7	24	.292	10	17	.588	31	22	93	200	14	13	7	5
BRIGHAM YOUNG	38	67	.567	8	16	.500	23	34	.676	37	18	107	200	27	15	4	4
SOUTH FLORIDA	37	78	.474	8	19	.421	24	31	.774	37	13	106	250	21	14	2	9
TENNESSEE TECH	43	75	.573	5	15	.333	20	26	.769	36	17	111	200	25	13	4	13
DePaul	29	58	.500	5	16	.313	16	23	.696	30	26	79	200	21	16	4	7
Florida Atlantic	28	62	.451	3	12	.250	20	23	.869	37	23	79	200	21	20	1	13
South Florida	32	60	.533	5	12	.417	16	23	.696	31	18	85	200	17	9	2	7
Texas	41	82	.500	4	12	.333	18	23	.782	43	22	104	200	21	22	4	12
Oral Roberts	35	79	.443	5	17	.294	17	27	.629	54	26	92	200	11	13	2	7
DAVIDSON	31	64	.484	6	17	.352	22	32	.687	34	19	90	200	22	10	1	8
SAVANNAH STATE	40	61	.655	8	14	.571	19	30	.633	36	20	107	200	26	24	9	11
FLORIDA INT'L	33	67	.493	4	14	.286	19	31	.612	48	16	89	200	20	19	4	13

1988-89 OPPONENT GAME-BY-GAME

OPPONENT	FG	FGA	PCT	FG	FGA	PCT	FT	FTA	PCT	REB	PF	TP	MIN	A	TO	BLK	S
MARYLAND-ES	31	78	.397	4	9	.444	14	28	.500	31	18	80	200	16	19	1	11
ORAL ROBERTS	41	91	.450	7	24	.292	14	20	.700	57	22	103	200	8	20	2	10
UCLA	37	69	.536	3	4	.750	14	18	.777	51	14	91	200	20	14	0	4
BETHUNE-COOKMAN	28	58	.422	8	18	.444	8	12	.667	25	19	72	200	18	10	0	8
DUKE	41	61	.672	2	6	.333	33	42	.785	37	26	117	200	24	22	3	5
LONG ISLAND	22	73	.301	1	12	.080	21	37	.567	50	30	66	200	9	28	1	6
Florida	36	65	.550	4	8	.500	25	37	.680	58	17	101	200	20	16	3	6
St. Louis	28	51	.549	7	11	.636	23	32	.719	41	21	86	200	28	15	2	12
Eastern Illinois	24	62	.387	1	7	.143	19	31	.612	42	29	68	200	12	17	1	2
Old Dominion	26	46	.565	3	5	.600	21	36	.583	31	17	76	200	9	20	2	8
Pennsylvania	26	58	.448	3	14	.214	14	23	.609	25	24	69	200	9	17	2	8
Wichita State	21	59	.355	7	17	.411	10	23	.434	42	15	59	200	16	19	0	5
Rutgers	29	69	.420	4	8	.500	32	40	.800	48	36	94	225	11	26	5	6
Georgetown	43	72	.597	3	6	.500	23	37	.657	46	21	112	200	28	15	12	16
VA. COMMONWEALTH	31	58	.534	4	5	.800	21	38	.552	51	23	87	200	18	22	3	11
KANSAS	33	66	.500	6	11	.545	14	17	.823	31	20	86	200	22	14	1	5
Stanford	35	63	.556	3	8	.375	20	29	.690	40	13	93	200	22	12	1	10
PROVIDENCE	44	79	.556	4	12	.333	14	21	.667	35	23	106	200	20	16	5	16
MARQUETTE	34	71	.479	7	17	.411	15	21	.714	35	29	90	200	11	18	5	14
NEW MEXICO	41	70	.585	2	8	.250	26	30	.866	50	12	110	200	24	14	0	5
BRIGHAM YOUNG	30	72	.416	3	14	.214	23	29	.793	41	25	86	200	10	15	1	9
SOUTH FLORIDA	45	90	.500	6	14	.428	8	16	.500	54	23	104	250	23	19	0	5
TENNESSEE TECH	38	75	.506	6	17	.352	19	22	.863	36	22	101	200	23	16	2	9
DePaul	34	64	.531	5	10	.500	16	30	.533	44	21	89	200	16	16	1	7
Florida Atlantic	27	54	.500	2	5	.400	18	33	.545	36	19	74	200	17	22	0	9
South Florida	27	63	.429	10	17	.588	14	21	.667	44	17	78	200	20	17	1	7
Texas	49	91	.538	10	21	.476	15	26	.577	52	18	123	200	14	16	2	8
Oral Roberts	35	75	.467	7	27	.259	22	32	.688	47	19	99	200	12	11	3	8
DAVIDSON	30	60	.500	4	13	.307	14	21	.667	34	25	78	200	13	14	0	9
SAVANNAH STATE	41	89	.461	3	17	.176	13	20	.650	45	22	98	200	18	15	0	9
FLORIDA INT'L	33	77	.429	7	20	.350	9	16	.562	44	26	82	200	21	21	2	14
																	7

1988-89 GAME-BY-GAME POINTS-REBOUNDS

DATE	OPPONENT	ADAMS	Brown	Burns	HOCKER	MORTON	Polnitz	Presto	RANDON	Richardson	ROSS	SCOTT	Warren	Williams	WYLIE	TOTALS
11/25	MARYLAND-ES	4-0	18-6	25-2	4-2	4-0	0-1	13-1	4-3	10-8	0-0	4-4	0-1	10-3	12-12	108-43
11/28	ORAL ROBERTS		33-10	13-1	4-5			20-4	0-1	11-8		0-2		23-4	4-1	108-36
12/01	UCLA		16-5	17-2	3-6	2-1		0-0	1-0	18-4		6-1	0-1	3-0	0-3	66-23
12/05	BETHUNE-COOKMAN	2-1	38-8	0-3	8-1	2-0	1-0	5-2	0-0	6-2	0-0	5-1	0-0	8-2	13-8	88-28
12/10	DUKE	4-1	20-4	24-6	5-4	0-1		13-5	0-0	0-0		0-0		19-3	17-10	102-34
12/16	LONG ISLAND	2-1	30-9	20-5	4-4	2-2		3-0	12-6		2-1	2-1	5-0	6-3	14-14	102-46
12/19	Florida		18-7	2-3	8-4			26-4	4-2	8-1				1-3	14-10	81-34
12/23	St. Louis		13-6	17-3	5-2	4-1		5-3	6-7	3-2		4-1	3-1	2-1	9-8	71-35
12/24	Eastern Illinois		25-9	2-1	6-3	3-1		11-2	4-6	6-4			6-2	0-1	20-12	83-41
12/25	Old Dominion		21-10	4-2	0-0	12-4		10-1	7-6	13-2			0-1	9-0	1-8	77-34
12/28	Pennsylvania	4-0	23-8	10-2	11-3	7-0		2-1	14-2	9-6		6-1	9-4	7-0	0-3	102-30
12/30	Wichita State		16-3	20-5	8-3	3-2		12-1	4-1	4-2		2-1	2-2	0-0	10-8	81-28
1/03	Rutgers		27-6	11-4	10-3	3-2		11-1	3-2	4-2			7-2	6-0	17-14	99-36
1/07	Georgetown	0-0	25-8	8-3	0-1	5-1		3-1	7-3	6-4		7-3	3-0	3-0	12-5	79-29
1/09	VA. C'WEALTH		15-8	12-5	2-1	7-2		5-6	7-5	4-4		12-3	7-5	6-0		77-39
1/12	KANSAS		23-10	25-6	2-1	5-1		11-2	6-8	8-6			1-0	6-1		87-35
1/16	Stanford		21-8	6-4	0-0	14-1		0-2	6-2	2-0	6-1	0-0	0-1	4-2		59-21
1/24	PROVIDENCE		30-6	12-7	7-5	9-4		7-1	11-1			0-0	8-5	7-1		91-30
1/28	MARQUETTE	0-0	39-10	32-5	3-5	0-1	0-0	13-1	11-8		0-0	0-1	2-4	6-2		106-37
2/01	NEW MEXICO		25-7	23-8	0-0	5-1		11-1	15-5				14-5	0-4		93-31
2/04	BRIGHAM YOUNG		31-8	12-3	10-2	16-4	0-0	14-2	1-0	6-1		3-1	3-1	0-0	11-12	107-34
2/06	SOUTH FLORIDA		30-7	19-4	6-1	7-3		19-2	6-0				2-0	0-0	17-13	106-30
2/08	TENNESSEE TECH	0-0	31-10	24-6	0-1	16-2		3-2	5-3	0-1			5-4	5-0	22-6	111-35
2/11	DePaul		27-10	17-5	5-0	8-0		8-2		6-1			0-0	3-2	5-8	79-28
2/14	Florida Atlantic		20-10	19-1		11-2		4-2	2-3	6-7		4-0	0-1	8-2	5-6	79-34
2/18	South Florida		25-10	21-1	5-2	3-1		4-2	9-2	4-3			0-1	6-1	8-6	85-29
2/22	Texas	2-3	17-8	20-4	8-4	4-1		5-0	11-4	14-2		0-0	2-2	9-0	12-5	104-33
2/25	Oral Roberts		31-12	21-6	5-4	2-2		11-4	2-2	6-4			0-0	3-1	11-16	92-51
2/27	DAVIDSON		23-10	20-4	4-2	3-0		4-0	0-0	6-1			4-4	11-0	15-8	90-29
3/02	SAVANNAH STATE		28-6	15-5	2-3	9-0		5-6	4-1	10-4			2-0	17-3	15-7	107-35
3/06	FLORIDA INT'L		26-10	23-7	4-2	5-2		11-2	1-1	6-11			6-3	3-0	4-10	89-48
	TOTAL POINTS	18	765	494	139	171	1	269	163	176	8	55	91	191	268	2,809
	TOTAL REBOUNDS	6	249	123	74	42	1	63	84	90	2	20	50	39	213	1,056

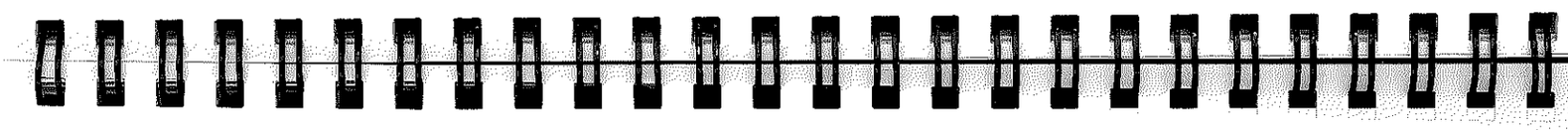

1988-89 SUPERLATIVES

MIAMI TEAM HIGHS
Points: 111 vs. Tennessee Tech
1st Half Points: 58 vs. Savannah State
2nd Half Points: 65 vs. Penn
Victory Margin: 36 vs. Long Island
Field Goals: 43 vs. Tennessee Tech
Field Goals Att: 84 vs. Duke

Overall FG%: 66.7 vs. Bethune-Cookman (32-48)
3-Point FG: 10 vs. Oral Roberts-1
3-Point Att: 29 vs. Virginia Commonwealth
3-Point FG%: 58.3 vs. Bethune-Cookman (7-12)
Free Throws: 34 vs. Rutgers
Free Throws Att: 49 vs. Rutgers
Free Throw %: 93.3 vs. Wichita State (14-15)
Rebounds: 54 vs. Oral Roberts-2
Rebound Margin: +17 vs. MD-Eastern Shore
Assists: 27 vs. Brigham Young
Turnovers: 28 vs. MD-Eastern Shore
Blocked Shots: 9 vs. Savannah State
Steals: 13 vs. Tennessee Tech, Florida Atlantic, Florida Int'l
Fouls: 32 vs. Duke, Florida

MIAMI TEAM LOWS
Points: 59 vs. Stanford
1st Half Points: 29 vs. South Florida-2

2nd Half Points: 29 vs. Stanford
Victory Margin: 1 vs. Old Dominion (77-76)
vs. Kansas (87-86)
Field Goals: 25 vs. Stanford
Field Goals Att: 48 vs. Bethune-Cookman
Overall FG%: 36.5 vs. St. Louis (27-74)
vs. Virginia Commonwealth (27-4)

3-Point FG: 2 vs. UCLA
3-Point Att: 9 vs. Georgetown
3-Point FG%: 14.3 vs. UCLA (2-14)
Free Throws: 5 vs. Stanford
Free Throws Att: 6 vs. Stanford
Free Throw %: 52.0 vs. Georgetown (13-25)
Rebounds: 23 vs. Stanford
Rebound Margin: +1 vs. Duke, Florida Atlantic
Assists: 5 vs. Florida
Turnovers: 6 vs. St. Louis Univ.
Blocked Shots: 0 vs. Old Dominion
Steals: 4 vs. Brigham Young
Fouls: 13 vs. South Florida

MIAMI INDIVIDUAL HIGHS
Points: 39 by Brown vs. Marquette
Field Goals: 13 by Burns vs. Marquette
Field Goals Att: 24 by Burns vs. New Mexico/ORU-2
Overall FG%: 1.000 by Randon vs. LIU, USF (3-3)
by Hocker vs. BCC (3-3)
by Richardson vs. UMES (4-4)
by Randon vs. So. Florida-2 (4-4)

3-Point FG: 5 by Williams vs. Oral Roberts-1
by Presto vs. Florida

3-Point Att: 10 by Williams vs. Savannah State
by Williams vs. Oral Roberts-1
3-Point FG%: 1.000 by Presto vs. Florida
Free Throws: 1.000 by Hocker vs. BCC (2-2)
15 by Brown vs. Marquette
by Toolson of Brigham Young

Free Throws Att: 19 by Brown vs. Brigham Young

Free Throw %: 1.000 by Presto vs. ELU (8-8)
by Randon vs. LIU (6-6)
by Brown vs. WSU (6-6)
by Burns vs. Marquette (6-6)

Rebounds: 16 by Wylie vs. Oral Roberts-2
Assists: 10 by Hocker vs. MD-Eastern Shore

Blocked Shots: 6 by Burns vs. New Mexico
Steals: 5 by Presto vs. Tennessee Tech
4 by Wylie vs. Tennessee Tech

MIAMI TEAM LOWS
Points: 123 by Texas
1st Half Points: 60 by Duke
2nd Half Points: 69 by Texas
Victory Margin: 34 by Stanford
Field Goals: 43 by Texas
Field Goals Att: 91 by Oral Roberts-1
by Texas

Overall FG%: 67.2 by Duke (41-61)
3-Point FG: 10 by South Florida-2/Texas
3-Point Att: 27 by Oral Roberts-2
3-Point FG%: 80.0 by Virginia Commonwealth (4-5)
Free Throws: 33 by Duke
Free Throws Att: 42 by Duke
Free Throw %: 86.6 by New Mexico (26-30)
Rebounds: 58 by Florida
Rebound Margin: +26 vs. Florida
Assists: 28 by Georgetown
Turnovers: 28 by Long Island
Blocked Shots: 12 by Georgetown
Steals: 16 by Georgetown
by Providence
Fouls: 36 by Rutgers

OPPONENT TEAM LOWS
Points: 59 by Wichita State
1st Half Points: 26 by Bethune-Cookman/Penn & Wichita State

2nd Half Points: 36 by Long Island
Victory Margin: 7 by Oral Roberts-2 (99-92)
Field Goals: 21 by Wichita State
Field Goals Att: 46 by Old Dominion
Overall FG%: 30.1 by Long Island (22-73)

3-Point FG: 1 by LIU/ Eastern Illinois
3-Point Att: 4 by UCLA
3-Point FG%: 08.0 by Long Island (1-12)
Free Throws: 8 by Bethune-Cookman
Free Throws Att: 12 by Bethune-Cookman
Free Throw %: 43.4 by Wichita State (10-23)
Rebounds: 25 by Bethune-Cookman
Rebound Margin: +3 by St. Louis
Assists: 8 by Oral Roberts-1/Eastern Illinois
Turnovers: 10 by Bethune-Cookman
Blocked Shots: 0 by several opponents
Steals: 2 by St. Louis Univ.
Fouls: 12 by New Mexicod

OPPONENT INDIVIDUAL HIGHS
Points: 58 by Ferry of Duke
Field Goals: 23 by Ferry of Duke
Field Goals Att: 30 by Sutton of Oral Roberts-1
Overall FG%: 1.000 by West of Kansas (6-6)
by McSweeney of Stanford (4-4)
by Miller of New Mexico (4-4)

3-Point FG: 7 by Mays of Texas

3-Point Att: 12 by Mays of Texas
3-Point FG%: 75.0 by Gueldner of Kansas (3-4)
Free Throws: 11 by Savage of Rutgers

Free Throws Att: 13 by Duckett of Rutgers
Free Throw %: by Kanning of Florida Atlantic
1.000 by Anglavar of Marquette (7-7)
by Thompson of ORU-1 (6-6)
by Wilson of UCLA (6-6)

Rebounds: 18 by Davis of Florida
Assists: 9 by Richardson of UCLA
by Snyder of Duke
by Murdock of Providence
Blocked Shots: 6 by Mourning of Georgetown
Steals: 6 by Toolson of Brigham Young

1988-89 GAME-BY-GAME INDIVIDUAL STATISTICS

21 BRANDON ADAMS

DATE	OPPONENT	GP-GS	MIN	FGM-FGA	3-POINT FGM-FGA	FTM-FTA	REBOUNDS OFF	DEF	TOT	AST	PF-DQ	TO	BLK	ST	PTS
11/25	MARYLAND-ES	1-0	2	1-1	0-0	2-2	0	0	0	0	1-0	0	0	0	4
11/28	ORAL ROBERTS	DNP													
12/1	UCLA	DNP													
12/5	BETHUNE-COOKMAN	1-0	2	1-1	0-0	0-1	0	1	1	0	0-0	1	0	0	2
12/10	DUKE	1-0	11	2-7	0-2	0-0	0	1	1	1	4-0	0	0	0	4
12/16	LONG ISLAND	1-0	5	0-3	0-0	2-2	0	1	1	0	2-0	2	0	0	2
12/19	Florida	DNP													
12/23	St. Louis	DNP													
12/24	Eastern Illinois	DNP													
12/25	Old Dominion	DNP													
12/28	Pennsylvania	1-0	4	2-2	0-0	0-0	0	0	0	0	1-0	0	0	0	4
12/30	Wichita State	DNP													
1/3	Rutgers	DNP													
1/7	Georgetown	1-0	4	0-2	0-1	0-0	0	0	0	0	0-0	0	0	0	0
1/9	VA. COMMONWEALTH	DNP													
1/12	KANSAS	DNP													
1/16	Stanford	DNP													
1/24	PROVIDENCE	DNP													
1/28	MARQUETTE	1-0	1	0-0	0-0	0-0	0	0	0	0	0-0	0	0	0	0
2/1	NEW MEXICO	DNP													
2/4	BRIGHAM YOUNG	DNP													
2/6	SOUTH FLORIDA	DNP													
2/8	TENNESSEE TECH	1-0	1	0-0	0-0	0-0	0	0	0	0	0-0	0	0	0	0
2/11	DePaul	DNP													
2/14	Florida Atlantic	DNP													
2/18	South Florida	DNP													
2/22	Texas	1-0	2	1-1	0-0	0-0	2	1	3	0	0-0	0	0	0	2
2/25	Oral Roberts	DNP													
2/27	DAVIDSON	DNP													
3/2	SAVANNAH STATE	DNP													
3/6	FLORID INT'L	DNP													
	TOTALS	9-0	32	7-17	0-3	4-5	2	4	6	1	8-0	3	0	0	18

32 ERIC BROWN

DATE	OPPONENT	GP-GS	MIN	FGM-FGA	3-POINT FGM-FGA	FTM-FTA	REBOUNDS OFF	DEF	TOT	AST	PF-DQ	TO	BLK	ST	PTS
11/25	MARYLAND-ES	1-1	27	5-7	0-0	8-11	4	2	6	3	2-0	7	2	1	18
11/28	ORAL ROBERTS	1-1	36	12-20	1-1	8-9	1	9	10	4	3-0	5	0	0	33
12/1	UCLA	1-1	32	6-12	0-0	4-8	3	2	5	0	3-0	1	0	2	16
12/5	BETHUNE-COOKMAN	1-1	36	12-13	1-1	13-16	1	7	8	4	1-0	2	0	1	38
12/10	DUKE	1-1	38	7-12	0-1	6-7	1	3	4	1	4-0	2	0	3	20
12/16	LONG ISLAND	1-1	29	10-16	2-3	8-10	2	7	9	2-0	3-0	2	2	0	30
12/19	Florida	1-1	36	5-13	2-3	6-9	3	4	7	2	3-0	1	0	2	18
12/23	St. Louis	1-1	21	4-10	0-2	5-8	1	5	6	0	4-0	1	0	1	13
12/24	Eastern Illinois	1-0	27	7-11	0-0	11-13	2	7	9	2	2-0	3	0	2	25
12/25	Old Dominion	1-0	31	9-15	0-1	3-5	4	6	10	1	3-0	7	0	5	21
12/28	Pennsylvania	1-1	25	5-7	0-0	13-15	2	6	8	1	1-0	1	0	0	23
12/30	Wichita State	1-1	32	5-7	0-0	6-6	0	3	3	1	3-0	3	2	2	16
1/3	Rutgers	1-1	33	8-14	0-0	11-13	2	4	6	2	5-1	3	1	0	27
1/7	Georgetown	1-1	32	10-16	0-0	5-6	5	3	8	3	2-0	2	1	0	25
1/9	VA. COMMONWEALTH	1-1	37	6-11	0-1	3-5	1	7	8	2	4-0	5	1	1	15
1/12	KANSAS	1-1	34	7-15	0-1	9-12	1	9	10	2	0-0	1	1	3	23
1/16	Stanford	1-1	34	10-17	0-0	1-2	3	5	8	1	1-0	3	1	2	21
1/24	PROVIDENCE	1-1	32	9-12	0-0	12-13	2	4	6	3	5-1	5	2	2	30
1/28	MARQUETTE	1-1	36	12-18	0-1	15-17	4	6	10	3	0-0	5	0	3	39
2/1	NEW MEXICO	1-1	32	10-20	0-3	5-8	3	4	7	3	5-1	2	1	0	25
2/4	BRIGHAM YOUNG	1-1	37	9-13	0-2	13-19	2	6	8	3	2-0	2	3	1	31
2/6	SOUTH FLORIDA	1-1	44	11-23	1-3	7-7	3	4	7	3	3-0	2	0	1	30
2/8	TENNESSEE TECH	1-1	32	9-16	0-1	13-17	3	7	10	5	2-0	2	1	1	31
2/11	DePaul	1-1	37	9-15	0-1	9-10	3	7	10	2	3-0	3	1	1	27
2/14	Florida Atlantic	1-1	29	7-18	0-1	6-7	4	6	10	3	3-0	2	0	0	20
2/18	South Florida	1-1	34	10-17	0-1	5-5	2	8	10	2	3-0	2	0	1	25
2/22	Texas	1-1	31	5-10	0-0	7-8	4	4	8	3	3-0	5	3	1	17
2/25	Oral Roberts	1-1	35	11-15	1-2	8-10	5	7	12	0	4-0	3	0	0	31
2/27	DAVIDSON	1-0	28	5-12	0-1	13-15	5	5	10	2	1-0	2	0	2	23
3/2	SAVANNAH STATE	1-1	33	9-11	1-1	9-11	1	5	6	2	2-0	2	2	3	28
3/6	FLORID INT'L	1-1	36	11-21	0-1	4-8	4	6	10	1	2-0	4	0	2	26
	TOTALS	31-28	1016	255-437	9-32	246-310	81	168	249	66	82-3	90	24	44	765

23 DENNIS BURNS

DATE	OPPONENT	GP-GS	MIN	FGM-FGA	3-POINT FGM-FGA	FTM-FTA	REBOUNDS OFF	DEF	TOT	AST	PF-DQ	TO	BLK	ST	PTS
11/25	MARYLAND-ES	1-1	30	11-18	0-0	3-4	0	2	2	6	4-0	7	0	2	25
11/28	ORAL ROBERTS	1-1	28	5-9	0-0	3-4	0	1	1	3	3-0	1	1	3	13
12/1	UCLA	1-1	35	7-16	0-0	3-4	0	2	2	3	2-0	2	0	3	17
12/5	BETHUNE-COOKMAN	1-1	26	0-2	0-0	0-0	0	3	3	0	1-0	2	0	0	0
12/10	DUKE	1-1	38	9-18	0-0	6-6	4	2	6	2	5-1	4	2	3	24
12/16	LONG ISLAND	1-1	29	9-16	0-0	2-8	3	2	5	0	2-0	3	1	3	20
12/19	Florida	1-1	20	1-9	0-0	0-0	2	1	3	2	4-0	1	0	1	2
12/23	St. Louis	1-1	29	7-14	0-0	3-4	1	2	3	1	4-0	0	0	1	17
12/24	Eastern Illinois	1-0	11	1-4	0-0	0-0	1	0	1	0	0-0	1	1	0	2
12/25	Old Dominion	1-0	19	2-4	0-0	0-0	1	1	2	2	3-0	2	0	0	4
12/28	Pennsylvania	1-0	15	4-8	0-0	2-3	1	1	2	5	3-0	0	0	2	10
12/30	Wichita State	1-0	21	8-13	0-0	4-5	2	3	5	0	3-0	0	0	1	20
1/3	Rutgers	1-0	19	4-9	0-0	3-5	2	2	4	0	3-0	3	0	0	11
1/7	Georgetown	1-0	21	3-6	0-0	2-4	0	3	3	4	4-0	1	0	0	8
1/9	VA. COMMONWEALTH	1-0	15	4-9	0-0	4-6	2	3	5	0	1-0	0	1	0	12
1/12	KANSAS	1-1	29	11-16	0-0	3-4	2	4	6	1	0-0	3	0	1	25
1/16	Stanford	1-1	25	3-8	0-0	0-0	0	4	4	1	3-0	1	1	1	6
1/24	PROVIDENCE	1-1	35	5-13	0-0	2-4	1	6	7	3	3-0	1	3	2	12
1/28	MARQUETTE	1-1	35	13-19	0-0	6-6	3	2	5	2	3-0	3	1	0	32
2/1	NEW MEXICO	1-1	40	11-24	1-2	0-0	2	6	8	1	1-0	2	6	1	23
2/4	BRIGHAM YOUNG	1-1	31	6-13	0-0	0-0	0	3	3	3	4-0	0	1	0	12
2/6	SOUTH FLORIDA	1-1	46	8-20	0-0	3-4	3	1	4	2	2-0	1	2	0	19
2/8	TENNESSEE TECH	1-1	32	12-16	0-0	0-0	2	4	6	5	1-0	1	3	0	24
2/11	DePaul	1-1	36	8-14	0-1	1-2	4	1	5	1	4-00	1	1	2	17
2/14	Florida Atlantic	1-1	32	7-15	0-0	5-6	0	1	1	4	2-0	2	1	3	19
2/18	South Florida	1-1	36	7-13	1-1	6-11	1	0	1	2	3-0	1	2	1	21
2/22	Texas	1-1	34	10-19	0-0	0-0	1	3	4	6	2-0	3	1	3	20
2/25	Oral Roberts	1-1	38	10-24	1-1	0-2	2	4	6	1	1-0	1	2	2	21
2/27	DAVIDSON	1-1	32	9-12	0-0	2-4	1	3	4	3	4-0	1	1	2	20
3/2	SAVANNAH STATE	1-1	31	6-12	0-0	3-5	0	5	5	2	3-0	3	4	1	15
3/6	FLORID INT'L	1-1	38	11-19	0-0	1-3	2	5	7	5	3-0	2	1	3	23
	TOTALS	31-24	906	212-412	3-5	67-104	43	80	123	70	81-1	53	36	41	494

12 THOMAS HOCKER

DATE	OPPONENT	GP-GS	MIN	FGM-FGA	3-POINT FGM-FGA	FTM-FTA	REBOUNDS OFF	DEF	TOT	AST	PF-DQ	TO	BLK	ST	PTS
11/25	MARYLAND-ES	1-1	27	2-3	0-1	0-0	1	1	2	10	1-0	6	0	3	4
11/28	ORAL ROBERTS	1-1	25	1-4	0-1	2-2	0	5	5	5	2-0	3	0	2	4
12/1	UCLA	1-1	30	1-3	1-2	0-0	0	6	6	7	1-0	0	0	1	3
12/5	BETHUNE-COOKMAN	1-1	32	3-3	2-2	0-0	0	1	1	5	1-0	2	0	3	8
12/10	DUKE	1-1	15	2-3	0-1	1-2	2	2	4	1	0-0	2	0	1	5
12/16	LONG ISLAND	1-1	22	1-4	1-3	1-1	0	4	4	9	1-0	4	0	1	4
12/19	Florida	1-1	30	3-5	1-1	1-1	1	3	4	5	5-1	1	0	2	8
12/23	St. Louis	1-1	21	2-3	1-1	0-0	0	2	2	2	1-0	2	0	0	5
12/24	Eastern Illinois	1-0	27	3-7	0-1	0-0	0	3	3	1	4-0	2	0	0	6
12/25	Old Dominion	1-0	7	0-2	0-1	0-0	0	0	0	0	3-0	0	0	0	0
12/28	Pennsylvania	1-0	14	2-3	0-0	7-8	1	2	3	2	1-0	0	0	2	11
12/30	Wichita State	1-0	25	3-6	0-1	2-2	0	3	3	5	1-0	0	0	0	8
1/3	Rutgers	1-0	30	2-3	0-1	6-6	0	3	3	4	2-0	7	0	2	10
1/7	Georgetown	1-0	13	0-0	0-0	0-0	0	1	1	0	1-0	5	0	0	0
1/9	VA. COMMONWEALTH	1-0	11	1-2	0-1	0-0	0	1	1	3	1-0	0	0	0	2
1/12	KANSAS	1-0	25	1-5	0-1	0-0	0	1	1	5	1-0	0	0	2	2
1/16	Stanford	1-0	18	0-0	0-0	0-0	0	0	0	2	0-0	3	0	2	0
1/24	PROVIDENCE	1-0	19	2-2	1-1	2-2	1	4	5	2	2-0	4	1	1	7
1/28	MARQUETTE	1-1	25	1-1	1-1	0-0	0	5	5	3	2-0	2	0	0	3
2/1	NEW MEXICO	1-1	13	0-0	0-0	0-0	0	0	0	0	1-0	1	0	0	0
2/4	BRIGHAM YOUNG	1-1	29	3-3	0-0	4-4	0	2	2	8	1-0	3	0	0	10
2/6	SOUTH FLORIDA	1-1	27	2-6	2-5	0-0	0	1	1	5	1-0	1	0	0	6
2/8	TENNESSEE TECH	1-1	20	0-1	0-0	0-0	0	1	1	4	0-0	3	0	1	0
2/11	DePaul	1-1	17	1-3	1-2	2-2	0	0	0	3	1-0	4	0	1	5
2/14	Florida Atlantic	DNP													
2/18	South Florida	1-1	26	2-2	1-1	0-0	1	1	2	4	1-0	3	0	2	5
2/22	Texas	1-1	25	2-5	0-1	4-4	0	4	4	4	2-0	2	0	0	8
2/25	Oral Roberts	1-1	24	1-2	1-1	2-2	0	4	4	4	3-0	2	0	0	5
2/27	DAVIDSON	1-0	9	1-1	0-0	2-2	1	1	2	2	0-0	0	0	0	4
3/2	SAVANNAH STATE	1-0	16	0-2	0-1	2-2	0	3	3	3	1-0	4	0	0	2
3/6	FLORID INT'L	1-0	11	0-0	0-0	4-4	0	2	2	1	0-0	3	0	0	4
	TOTALS	30-17	633	42-84	13-31	42-44	8	66	74	109	41-1	69	1	26	139

13 JAKE MORTON

DATE	OPPONENT	GP-GS	MIN	FGM-FGA	3-POINT FGM-FGA	FTM-FTA	REBOUNDS OFF	DEF	TOT	AST	PF-DQ	TO	BLK	ST	PTS
11/25	MARYLAND-ES	1-0	3	2-2	0-0	0-0	0	0	0	0	0-0	0	0	0	4
11/28	ORAL ROBERTS	DNP													
12/1	UCLA	1-0	2	0-1	0-0	2-2	1	0	1	0	0-0	0	0	0	2
12/5	BETHUNE-COOKMAN	1-0	1	1-1	0-0	0-0	0	0	0	0	0-0	0	0	0	2
12/10	DUKE	1-0	1	0-1	0-0	0-2	1	0	1	0	0-0	0	0	0	0
12/16	LONG ISLAND	1-0	8	1-2	0-1	0-1	0	2	2	0	3-0	0	1	1	2
12/19	Florida	DNP													
12/23	St. Louis	1-0	8	1-4	0-1	2-4	1	0	1	0	2-0	0	0	1	4
12/24	Eastern Illinois	1-1	10	1-5	0-3	1-3	1	0	1	2	3-0	2	1	1	3
12/25	Old Dominion	1-1	26	4-8	2-3	2-2	1	3	4	1	4-0	0	0	1	12
12/28	Pennsylvania	1-1	21	3-6	1-4	0-0	0	0	0	2	0-0	2	0	3	7
12/30	Wichita State	1-1	11	1-2	1-1	0-0	0	2	2	2	4-0	3	0	2	3
1/3	Rutgers	1-1	14	1-4	1-3	0-0	1	1	2	3	4-0	3	0	1	3
1/7	Georgetown	1-1	18	2-6	1-2	0-0	0	1	1	0	2-0	2	0	1	5
1/9	VA. COMMONWEALTH	1-1	19	3-4	1-1	0-0	0	2	2	2	5-1	4	0	2	7
1/12	KANSAS	1-1	17	2-4	1-3	0-0	0	1	1	2	4-0	1	0	2	5
1/16	Stanford	1-1	20	4-6	4-5	2-21	0	1	1	2	4-0	1	0	2	14
1/24	PROVIDENCE	1-1	25	3-8	1-3	2-2	1	3	4	0	1-0	0	0	1	9
1/28	MARQUETTE	1-1	16	0-5	0-4	0-0	0	1	1	1	1-0	1	0	0	0
2/1	NEW MEXICO	1-1	16	2-7	1-3	0-0	1	0	1	0	3-0	2	0	2	5
2/4	BRIGHAM YOUNG	1-1	24	6-8	4-5	0-0	1	3	4	2	3-0	1	0	2	16
2/6	SOUTH FLORIDA	1-1	30	2-6	1-4	2-2	1	2	3	0	2-0	3	0	3	7
2/8	TENNESSEE TECH	1-1	29	5-10	2-6	4-4	1	1	2	1	4-0	1	0	1	16
2/11	DePaul	1-1	30	3-5	1-3	1-2	0	0	0	5	5-1	3	0	2	8
2/14	Florida Atlantic	1-1	28	4-7	1-4	2-2	1	1	2	2	2-0	2	0	2	11
2/18	South Florida	1-1	25	1-5	1-5	0-0	0	1	1	3	5-1	1	0	3	3
2/22	Texas	1-1	16	2-7	0-1	0-0	0	1	1	2	3-0	2	0	1	4
2/25	Oral Roberts	1-1	15	0-4	0-1	2-2	0	2	2	1	4-0	1	0	3	2
2/27	DAVIDSON	1-0	7	1-3	1-3	0-0	0	0	0	0	3-0	0	0	0	3
3/2	SAVANNAH STATE	1-0	13	4-5	1-2	0-2	0	0	0	3	0-0	1	0	2	9
3/6	FLORID INT'L	1-0	9	0-1	0-0	5-8	1	1	2	0	3-0	0	0	2	5
	TOTALS	29-20	462	59-138	26-70	27-40	14	28	42	35	74-3	36	2	40	171

3 KEVIN PRESTO

DATE	OPPONENT	GP-GS	MIN	FGM-FGA	3-POINT FGM-FGA	FTM-FTA	REBOUNDS OFF	DEF	TOT	AST	PF-DQ	TO	BLK	ST	PTS
11/25	MARYLAND-ES	1-0	17	5-8	3-5	0-0	0	1	1	0	1-0	1	0	0	13
11/28	ORAL ROBERTS	1-0	23	6-9	4-6	4-4	1	3	4	1	2-0	1	0	2	20
12/1	UCLA	1-0	17	0-2	0-2	0-0	0	0	0	1	2-0	1	0	0	0
12/5	BETHUNE-COOKMAN	1-0	12	2-5	1-3	0-0	0	2	2	1	1-0	0	0	1	5
12/10	DUKE	1-0	26	4-10	1-5	4-4	1	4	5	7	5-1	4	0	1	13
12/16	LONG ISLAND	1-0	15	1-2	1-2	0-0	0	0	0	1	3-0	1	0	0	3
12/19	Florida	1-1	28	9-15	5-11	3-4	0	4	4	2	4-0	3	0	3	26
12/23	St. Louis	1-0	24	2-7	1-6	0-0	0	3	3	3	2-0	1	0	0	5
12/24	Eastern Illinois	1-1	31	1-7	1-6	8-8	0	2	2	4	2-0	2	0	1	11
12/25	Old Dominion	1-1	34	4-9	2-7	0-1	0	1	1	2	3-0	3	0	1	10
12/28	Pennsylvania	1-1	22	0-2	0-2	2-2	0	1	1	3	2-0	3	0	0	2
12/30	Wichita State	1-1	26	4-9	4-8	0-0	0	1	1	3	0-0	2	0	2	12
1/3	Rutgers	1-1	34	3-8	3-6	2-3	0	1	1	1	2-0	2	0	0	11
1/7	Georgetown	1-1	27	1-5	1-2	0-0	0	1	1	3	1-0	2	0	2	3
1/9	VA. COMMONWEALTH	1-1	32	2-10	1-8	0-0	2	4	6	5	3-0	3	0	3	5
1/12	KANSAS	1-1	30	4-13	3-9	0-0	1	1	2	8	2-0	3	0	2	11
1/16	Stanford	1-1	26	0-4	0-4	0-0	2	0	2	4	3-0	2	0	0	0
1/24	PROVIDENCE	1-1	26	3-8	1-3	0-0	0	1	1	0	2-0	2	0	1	7
1/28	MARQUETTE	1-0	22	2-7	2-7	7-8	1	0	1	4	1-0	0	0	3	13
2/1	NEW MEXICO	1-0	30	4-11	3-8	0-0	0	1	1	4	4-0	2	0	0	11
2/4	BRIGHAM YOUNG	1-0	16	4-7	4-5	2-2	0	2	2	3	4-0	2	0	0	14
2/6	SOUTH FLORIDA	1-0	36	4-8	4-7	7-8	1	1	2	5	1-0	3	0	1	19
2/8	TENNESSEE TECH	1-0	23	1-4	1-4	0-0	0	2	2	6	4-0	1	0	5	3
2/11	DePaul	1-0	24	3-7	2-5	0-1	0	2	2	2	5-1	3	0	1	8
2/14	Florida Atlantic	1-0	35	1-6	0-4	2-3	2	0	2	7	3-0	4	0	1	4
2/18	South Florida	1-0	15	0-1	0-1	4-4	0	2	2	4	4-0	1	0	0	4
2/22	Texas	1-0	17	2-5	1-3	0-0	0	0	0	5	3-0	4	0	2	5
2/25	Oral Roberts	1-0	25	5-11	1-6	0-1	2	2	4	3	2-0	0	0	1	11
2/27	DAVIDSON	1-1	32	1-6	1-3	1-2	0	0	0	5	5-1	2	0	1	4
3/2	SAVANNAH STATE	1-1	31	1-4	1-2	2-2	0	6	6	4	2-0	5	0	1	5
3/6	FLORID INT'L	1-1	30	3-9	2-8	3-4	0	2	2	3	1-0	3	0	2	11
	TOTALS	31-15	786	82-219	54-158	51-61	13	50	63	104	79-3	66	0	37	269

4 JOSEPH RANDON

DATE	OPPONENT	GP-GS	MIN	FGM-FGA	3-POINT FGM-FGA	FTM-FTA	REBOUNDS OFF	DEF	TOT	AST	PF-DQ	TO	BLK	ST	PTS
11/25	MARYLAND-ES	1-0	12	2-3	0-0	0-0	0	3	3	2	3-0	1	0	0	4
11/28	ORAL ROBERTS	1-0	4	0-1	0-0	0-0	0	1	1	0	1-0	2	0	0	0
12/1	UCLA	1-0	4	0-0	0-0	1-2	0	0	0	0	0-0	0	0	0	1
12/5	BETHUNE-COOKMAN	1-0	4	0-1	0-0	0-0	0	0	0	0	0-0	0	0	0	0
12/10	DUKE	1-0	2	0-1	0-0	0-0	0	0	0	0	0-0	0	0	0	0
12/16	LONG ISLAND	1-0	17	3-3	0-0	6-6	1	5	6	1	3-0	1	0	0	12
12/19	Florida	1-0	6	2-3	0-0	0-0	2	0	2	1	2-0	2	0	0	4
12/23	St. Louis	1-0	15	2-7	0-0	2-4	2	5	7	1	3-0	1	1	1	6
12/24	Eastern Illinois	1-1	16	2-5	0-0	0-0	1	5	6	3	2-0	2	0	3	4
12/25	Old Dominion	1-1	13	3-4	0-0	1-2	2	4	6	1	2-0	1	0	0	7
12/28	Pennsylvania	1-0	19	4-6	0-0	6-7	0	2	2	2	1-0	3	0	1	14
12/30	Wichita State	1-0	8	2-2	0-0	0-0	0	1	1	2	0-0	1	0	2	4
1/3	Rutgers	1-0	9	1-2	0-0	1-3	1	1	2	0	0-0	2	1	0	3
1/7	Georgetown	1-0	12	3-6	0-0	1-3	2	1	3	1	4-0	1	0	1	7
1/9	VA. COMMONWEALTH	1-0	17	1-3	0-0	5-7	3	2	5	1	5-1	2	0	1	7
1/12	KANSAS	1-0	22	3-5	0-0	0-1	2	6	8	2	3-0	2	0	0	6
1/16	Stanford	1-0	22	3-7	0-0	0-0	1	1	2	1	4-0	3	0	2	6
1/24	PROVIDENCE	1-0	21	4-8	0-0	3-6	0	1	1	2	1-0	3	1	0	11
1/28	MARQUETTE	1-1	30	5-13	0-1	1-3	6	2	8	0	4-0	1	1	1	11
2/1	NEW MEXICO	1-1	26	6-9	0-1	3-4	2	3	5	2	4-0	2	0	1	15
2/4	BRIGHAM YOUNG	1-0	6	0-0	0-0	1-3	0	0	0	1	0-0	1	0	0	1
2/6	SOUTH FLORIDA	1-0	10	3-3	0-0	0-2	0	0	0	0	0-0	0	0	1	6
2/8	TENNESSEE TECH	1-0	8	1-3	0-0	3-4	1	2	3	1	2-0	0	0	0	5
2/11	DePaul	DNP													
2/14	Florida Atlantic	1-0	14	1-3	0-0	0-0	3	0	3	1	5-1	2	0	0	2
2/18	South Florida	1-0	6	4-4	0-0	1-2	1	1	2	0	1-0	0	0	0	9
2/22	Texas	1-0	10	3-4	0-0	5-6	2	2	4	0	1-0	2	0	2	11
2/25	Oral Roberts	1-0	10	0-2	0-1	2-4	1	1	2	0	2-0	0	0	0	2
2/27	DAVIDSON	1-0	2	0-1	0-0	0-0	0	0	0	0	0-0	1	0	1	0
3/2	SAVANNAH STATE	1-0	7	2-3	0-0	0-0	1	0	1	0	1-0	1	0	0	4
3/6	FLORID INT'L	1-0	4	0-0	0-0	1-2	0	1	1	0	0-0	1	0	1	1
	TOTALS	30-4	356	60-112	0-3	43-71	34	50	84	25	54-2	38	4	18	163

45 MARK RICHARDSON

DATE	OPPONENT	GP-GS	MIN	FGM-FGA	3-POINT FGM-FGA	FTM-FTA	REBOUNDS OFF	DEF	TOT	AST	PF-DQ	TO	BLK	ST	PTS
11/25	MARYLAND-ES	1-1	22	4-6	0-0	2-2	0	8	8	2	4-0	1	0	1	10
11/28	ORAL ROBERTS	1-1	27	5-8	0-0	1-2	1	7	8	4	3-0	2	0	0	11
12/1	UCLA	1-1	30	9-13	0-0	0-0	1	3	4	0	2-0	1	1	0	18
12/5	BETHUNE-COOKMAN	1-1	18	3-6	0-0	0-0	0	2	2	2	1-0	0	0	0	6
12/10	DUKE	1-1	11	0-3	0-0	0-1	0	0	0	0	4-0	1	0	0	0
12/16	LONG ISLAND	DNP													
12/19	Florida	1-1	25	4-11	0-0	0-0	1	0	1	1	4-0	0	2	2	8
12/23	St. Louis	1-1	20	1-3	0-0	1-2	1	1	2	0	3-0	1	0	0	3
12/24	Eastern Illinois	1-1	14	3-4	0-0	0-0	1	3	4	0	4-0	0	0	0	6
12/25	Old Dominion	1-1	22	5-11	0-0	3-3	0	2	2	0	3-0	1	0	2	13
12/28	Pennsylvania	1-1	20	4-7	0-0	1-2	1	5	6	1	2-0	0	0	1	9
12/30	Wichita State	1-1	24	2-4	0-0	0-0	1	1	2	0	5-1	0	3	0	4
1/3	Rutgers	1-1	10	2-6	0-0	0-0	0	2	2	0	5-1	0	0	0	4
1/7	Georgetown	1-1	16	3-5	0-0	0-0	2	2	4	0	5-1	1	0	0	6
1/9	VA. COMMONWEALTH	1-1	22	2-9	0-0	0-0	0	4	4	1	1-0	0	0	0	4
1/12	KANSAS	1-1	21	4-7	0-0	0-0	2	4	6	0	5-1	0	0	0	8
1/16	Stanford	1-1	9	1-2	0-0	0-0	0	0	0	0	1-0	0	1	0	2
1/24	PROVIDENCE	DNP													
1/28	MARQUETTE	DNP													
2/1	NEW MEXICO	DNP													
2/4	BRIGHAM YOUNG	1-0	4	3-4	0-0	0-0	1	0	1	0	1-0	0	0	0	6
2/6	SOUTH FLORIDA	DNP													
2/8	TENNESSEE TECH	1-0	7	0-1	0-0	0-0	0	1	1	0	0-0	0	0	0	0
2/11	DePaul	1-0	19	3-6	0-0	0-0	0	1	1	2	2-0	1	0	0	6
2/14	Florida Atlantic	1-1	20	3-3	0-0	0-0	0	7	7	0	5-1	1	0	0	6
2/18	South Florida	1-1	20	2-6	0-0	0-0	0	3	3	1	0-0	0	0	0	4
2/22	Texas	1-1	27	7-11	0-0	0-0	1	1	2	1	1-0	0	1	1	14
2/25	Oral Roberts	1-1	11	3-6	0-0	0-0	1	3	4	0	3-0	3	0	1	6
2/27	DAVIDSON	1-1	13	3-7	0-0	0-0	0	1	1	0	3-0	1	0	0	6
3/2	SAVANNAH STATE	1-0	19	4-5	0-0	2-4	1	3	4	2	2-0	0	2	1	10
3/6	FLORID INT'L	1-1	19	3-7	0-0	0-0	3	8	11	2	2-0	1	2	0	6
	TOTALS	26-22	470	83-159	0-0	10-16	18	72	90	19	71-5	15	12	9	176

44 JEROME SCOTT

DATE	OPPONENT	GP-GS	MIN	FGM-FGA	3-POINT FGM-FGA	FTM-FTA	REBOUNDS OFF	DEF	TOT	AST	PF-DQ	TO	BLK	ST	PTS
11/25	MARYLAND-ES	1-0	15	1-4	0-0	2-2	0	4	4	1	3-0	2	0	0	4
11/28	ORAL ROBERTS	1-0	11	0-3	0-1	0-0	1	1	2	0	1-0	0	0	1	0
12/1	UCLA	1-0	9	2-7	0-3	2-2	1	0	1	0	0-0	0	0	2	6
12/5	BETHUNE-COOKMAN	1-0	10	2-5	1-2	0-0	0	1	1	1	1-0	2	0	1	5
12/10	DUKE	1-0	1	0-2	0-1	0-0	0	0	0	0	0-0	0	0	0	0
12/16	LONG ISLAND	1-0	11	1-4	0-1	0-3	1	0	1	2	3-0	1	0	0	2
12/19	Florida	DNP													
12/23	St. Louis	1-0	6	2-4	0-1	0-0	0	1	1	0	4-0	0	0	0	4
12/24	Eastern Illinois	DNP													
12/25	Old Dominion	DNP													
12/28	Pennsylvania	1-0	8	2-2	2-2	0-1	0	1	1	0	0-0	2	1	1	6
12/30	Wichita State	1-0	5	1-2	0-0	0-0	0	1	1	0	1-0	1	0	0	2
1/3	Rutgers	DNP													
1/7	Georgetown	1-0	16	2-4	1-1	2-2	2	1	3	2	1-0	2	1	0	7
1/9	VA. COMMONWEALTH	1-0	12	4-10	2-4	2-7	3	0	3	1	3-0	1	0	0	12
1/12	KANSAS	DNP													
1/16	Stanford	1-0	4	0-2	0-1	0-0	0	0	0	1	0-0	0	0	0	0
1/24	PROVIDENCE	1-0	2	0-0	0-0	0-0	0	0	0	1	0-0	1	0	0	0
1/28	MARQUETTE	1-0	2	0-0	0-0	0-0	0	1	1	0	0-0	1	0	0	0
2/1	NEW MEXICO	DNP													
2/4	BRIGHAM YOUNG	1-0	2	1-1	0-0	1-2	0	1	1	0	0-0	1	0	0	3
2/6	SOUTH FLORIDA	DNP													
2/8	TENNESSEE TECH	DNP													
2/11	DePaul	DNP													
2/14	Florida Atlantic	1-0	5	1-1	0-0	2-2	0	0	0	1	0-0	3	0	3	4
2/18	South Florida	DNP													
2/22	Texas	1-0	5	0-2	0-1	0-0	0	0	0	0	2-0	0	0	0	0
2/25	Oral Roberts	DNP													
2/27	DAVIDSON	DNP													
3/2	SAVANNAH STATE	DNP													
3/6	FLORID INT'L	DNP													
	TOTALS	17-0	124	19-53	6-18	11-21	8	12	20	10	19-0	17	2	8	55

5 JOEL WARREN

DATE	OPPONENT	GP-GS	MIN	FGM-FGA	3-POINT FGM-FGA	FTM-FTA	REBOUNDS OFF	DEF	TOT	AST	PF-DQ	TO	BLK	ST	PTS
11/25	MARYLAND-ES	1-0	3	0-0	0-0	0-0	0	1	1	0	0-0	0	0	0	0
11/28	ORAL ROBERTS	DNP													
12/1	UCLA	1-0	4	0-3	0-2	0-0	0	1	1	2	1-0	1	0	1	0
12/5	BETHUNE-COOKMAN	1-0	5	0-0	0-0	0-0	0	0	0	0	1-0	2	0	1	0
12/10	DUKE	DNP													
12/16	LONG ISLAND	1-0	6	1-1	1-1	2-2	0	0	0	0	2-0	1	0	1	5
12/19	Florida	DNP													
12/23	St. Louis	1-0	9	1-2	1-2	0-1	1	0	1	2	0-0	0	0	1	3
12/24	Eastern Illinois	1-1	29	2-5	2-3	0-1	0	2	2	4	4-0	3	1	4	6
12/25	Old Dominion	1-1	17	0-3	0-3	0-0	0	1	1	1	3-0	0	0	0	0
12/28	Pennsylvania	1-1	24	4-5	1-1	0-0	0	4	4	4	1-0	4	0	1	9
12/30	Wichita State	1-1	19	1-2	0-1	0-0	0	2	2	4	1-0	1	0	1	2
1/3	Rutgers	1-1	31	2-3	1-1	2-4	1	1	2	3	3-0	0	1	2	7
1/7	Georgetown	1-1	19	1-5	0-2	1-2	0	0	0	3	2-0	5	1	2	3
1/9	VA. COMMONWEALTH	1-1	19	2-7	2-5	1-2	0	5	5	4	2-0	2	0	1	7
1/12	KANSAS	1-0	14	0-1	0-0	1-2	0	0	0	1	1-0	0	0	0	1
1/16	Stanford	1-0	16	0-1	0-1	0-0	0	1	1	1	4-0	2	0	0	0
1/24	PROVIDENCE	1-1	30	2-4	0-1	4-4	1	4	5	4	3-0	9	0	1	8
1/28	MARQUETTE	1-0	15	0-0	0-0	2-2	2	2	4	4	4-0	4	0	3	2
2/1	NEW MEXICO	1-0	22	5-8	2-3	2-5	3	2	5	1	4-0	2	0	1	14
2/4	BRIGHAM YOUNG	1-0	8	1-2	0-1	1-2	0	1	1	2	0-0	1	0	0	3
2/6	SOUTH FLORIDA	1-0	5	1-1	0-0	0-0	0	0	0	1	0-0	2	0	0	2
2/8	TENNESSEE TECH	1-0	8	2-3	1-1	0-0	0	4	4	1	2-0	0	0	0	5
2/11	DePaul	1-0	4	0-0	0-0	0-0	0	0	0	2	1-0	0	1	0	0
2/14	Florida Atlantic	1-0	7	0-1	0-0	0-0	1	0	1	2	1-0	1	0	1	0
2/18	South Florida	1-0	4	0-1	0-0	0-1	0	1	1	1	0-0	0	0	0	0
2/22	Texas	1-0	5	1-2	0-0	0-2	1	1	2	0	2-0	0	0	0	2
2/25	Oral Roberts	1-0	5	0-0	0-0	0-0	0	0	0	0	1-0	2	0	0	0
2/27	DAVIDSON	1-0	15	1-3	1-3	1-2	0	4	4	4	2-0	0	0	0	4
3/2	SAVANNAH STATE	1-0	9	1-2	0-1	0-0	0	0	0	4	1-0	1	0	0	2
3/6	FLORID INT'L	1-1	20	2-2	1-1	1-2	1	2	3	2	2-0	2	0	2	6
	TOTALS	28-9	372	30-67	13-33	18-34	11	39	50	57	48-0	45	4	23	91

22 LEVERTIS WILLIAMS

DATE	OPPONENT	GP-GS	MIN	FGM-FGA	3-POINT FGM-FGA	FTM-FTA	REBOUNDS OFF	DEF	TOT	AST	PF-DQ	TO	BLK	ST	PTS
11/25	MARYLAND-ES	1-1	22	4-7	2-4	0-0	1	2	3	0	0-0	1	1	1	10
11/28	ORAL ROBERTS	1-1	33	9-16	5-10	0-1	3	1	4	2	3-0	2	0	2	23
12/1	UCLA	1-1	22	1-6	1-5	0-0	0	0	0	2	1-0	2	0	0	3
12/5	BETHUNE-COOKMAN	1-1	32	3-5	2-4	0-0	2	0	2	2	3-0	0	0	1	8
12/10	DUKE	1-1	38	7-15	4-9	1-2	2	1	3	3	5-1	1	0	2	19
12/16	LONG ISLAND	1-1	21	2-8	0-6	2-2	1	2	3	0	3-0	0	0	2	6
12/19	Florida	1-0	16	0-7	0-6	1-2	1	2	3	0	3-0	1	0	0	1
12/23	St. Louis	1-1	23	1-8	0-5	0-0	0	1	1	2	0-0	0	0	2	2
12/24	Eastern Illinois	1-0	12	0-3	0-2	0-0	0	1	1	0	0-0	1	0	0	0
12/25	Old Dominion	1-0	16	3-6	3-6	0-0	0	0	0	0	2-0	1	0	0	9
12/28	Pennsylvania	1-0	16	3-3	1-1	0-1	0	0	0	2	1-0	0	1	0	7
12/30	Wichita State	1-0	13	0-3	0-2	0-0	0	0	0	1	1-0	0	0	2	0
1/3	Rutgers	1-0	12	2-3	2-3	0-0	0	0	0	1	1-0	0	0	1	6
1/7	Georgetown	1-0	3	1-1	1-1	0-0	0	0	0	0	0-0	0	0	0	0
1/9	VA. COMMONWEALTH	1-0	16	2-9	2-9	0-0	0	0	0	1	2-0	1	0	2	6
1/12	KANSAS	1-0	8	2-4	1-3	1-2	1	0	1	0	1-0	1	0	0	6
1/16	Stanford	1-0	11	2-4	0-2	0-0	1	1	2	1	1-0	0	0	0	4
1/24	PROVIDENCE	1-0	10	2-4	1-2	2-2	0	1	1	1	1-0	0	0	0	7
1/28	MARQUETTE	1-0	16	2-4	2-3	0-0	0	2	2	2	2-0	1	0	0	6
2/1	NEW MEXICO	1-0	21	0-4	0-4	0-0	2	2	4	3	0-0	0	0	0	0
2/4	BRIGHAM YOUNG	1-0	11	0-3	0-3	0-0	0	0	0	2	0-0	1	0	0	0
2/6	SOUTH FLORIDA	1-0	7	0-0	0-0	0-0	0	0	0	1	0-0	1	0	1	0
2/8	TENNESSEE TECH	1-0	8	2-5	1-3	0-0	0	0	0	0	0-0	1	0	1	5
2/11	DePaul	1-0	9	1-3	1-3	0-0	0	2	2	2	1-0	0	0	0	3
2/14	Florida Atlantic	1-0	13	2-4	2-3	2-2	0	2	2	1	0-0	0	0	2	8
2/18	South Florida	1-0	14	2-4	2-4	0-0	0	1	1	0	0-0	0	0	0	6
2/22	Texas	1-0	13	3-7	3-6	0-0	0	0	0	0	3-0	0	0	0	9
2/25	Oral Roberts	1-0	17	1-5	1-5	0-0	0	1	1	0	3-0	1	0	0	3
2/27	DAVIDSON	1-1	27	4-8	3-7	0-1	0	0	0	3	1-0	1	0	0	11
3/2	SAVANNAH STATE	1-1	20	6-9	5-7	0-1	2	1	3	3	3-0	3	0	2	17
3/6	FLORID INT'L	1-0	16	1-4	1-4	0-0	0	0	0	3	0-0	0	0	0	3
	TOTALS	31-9	516	68-172	46-132	9-16	16	23	39	38	41-1	20	2	21	191

15 JOE WYLIE

DATE	OPPONENT	GP-GS	MIN	FGM-FGA	3-POINT FGM-FGA	FTM-FTA	REBOUNDS OFF	DEF	TOT	AST	PF-DQ	TO	BLK	ST	PTS
11/25	MARYLAND-ES	1-0	15	4-6	0-0	4-5	2	10	12	1	4-0	2	1	0	12
11/28	ORAL ROBERTS	1-0	13	1-5	0-0	2-4	1	0	1	2	3-0	2	1	0	4
12/1	UCLA	1-0	15	0-3	0-0	0-0	2	1	3	1	4-0	2	0	0	0
12/5	BETHUNE-COOKMAN	1-0	20	5-6	0-0	3-4	1	7	8	0	3-0	0	1	1	13
12/10	DUKE	1-0	19	7-12	1-1	2-7	6	4	10	0	5-1	2	0	0	17
12/16	LONG ISLAND	1-1	24	5-6	0-0	4-6	2	12	14	3	2-0	7	1	2	14
12/19	Florida	1-0	28	6-12	1-2	1-3	1	9	10	2	5-1	2	2	0	14
12/23	St. Louis	1-0	24	4-12	0-1	1-2	5	3	8	1	3-0	0	1	1	9
12/24	Eastern Illinois	1-0	23	7-11	1-1	5-8	6	6	12	2	3-0	2	1	1	20
12/25	Old Dominion	1-0	15	0-4	0-0	1-2	3	5	8	2	1-0	2	0	0	1
12/28	Pennsylvania	1-0	12	0-2	0-0	0-2	0	3	3	0	5-1	1	1	0	0
12/30	Wichita State	1-0	16	4-7	0-0	2-2	4	4	8	4	1-0	4	2	0	10
1/3	Rutgers	1-0	33	4-8	0-0	9-15	3	11	14	3	3-0	4	1	0	17
1/7	Georgetown	1-0	19	5-10	0-1	2-8	1	4	5	1	3-0	2	0	0	12
1/9	VA. COMMONWEALTH	DNP													
1/12	KANSAS	DNP													
1/16	Stanford	DNP													
1/24	PROVIDENCE	DNP													
1/28	MARQUETTE	DNP													
2/1	NEW MEXICO	DNP													
2/4	BRIGHAM YOUNG	1-1	31	5-13	0-0	1-2	5	7	12	3	3-0	2	0	0	11
2/6	SOUTH FLORIDA	1-1	45	6-11	0-0	5-8	3	10	13	4	4-0	1	0	2	17
2/8	TENNESSEE TECH	1-1	32	11-16	0-0	0-1	4	2	6	2	2-0	4	0	4	22
2/11	DePaul	1-1	24	1-5	0-1	3-6	2	6	8	2	4-0	1	1	0	5
2/14	Florida Atlantic	1-0	17	2-4	0-0	1-1	1	5	6	0	2-0	3	0	1	5
2/18	South Florida	1-0	20	4-7	0-0	0-0	1	5	6	0	3-0	1	0	0	8
2/22	Texas	1-0	15	5-9	0-0	2-3	2	3	5	0	0-0	4	0	2	12
2/25	Oral Roberts	1-0	20	4-10	0-0	3-6	8	8	16	2	3-0	3	0	0	11
2/27	DAVIDSON	1-1	35	6-11	0-0	3-6	1	7	8	3	0-0	2	0	2	15
3/2	SAVANNAH STATE	1-1	21	7-8	0-0	1-3	2	5	7	3	5-1	4	1	1	15
3/6	FLORID INT'L	1-0	17	2-4	0-0	0-0	2	8	10	3	3-0	3	1	1	4
	TOTALS	25-7	553	105-202	3-6	55-104	68	145	213	44	74-4	57	15	18	268

1988-89 BOX SCORES

NOVEMBER 25, 1988
MIAMI 108, MARYLAND-EASTERN SHORE 80
MIAMI ARENA, MIAMI, FLORIDA

MARYLAND-EASTERN SHORE (0-1)	FGM-FGA	FTM-FTA	R	PF	A	MIN	TP
BARGE, TERRANCE	4-10	0-1	0	1	0	21	10
SANDOVAL, JOSE	2-9	3-8	5	4	0	19	7
LANE, HAROLD	6-8	4-9	6	2	3	31	16
FORD, VICTOR	8-16	0-0	2	0	3	31	17
WILLIAMS, KEITH	3-9	3-4	3	2	3	29	10
Crippen, Leroy	1-3	2-2	0	1	0	11	4
Kirkland, Michael	3-8	2-4	5	1	1	17	8
Salisbury, Sean	1-6	0-0	1	0	2	13	2
Jones, Demetrius	2-8	0-0	2	3	2	12	4
Turner, Sherwin	1-1	0-0	1	2	1	6	2
Powell, Antione	0-0	0-0	1	2	1	10	0
TEAM TOTALS	31-78	14-28	31	18	16	200	80

FG% 1st Half 14-34 (.417), 2nd Half 17-44 (.386), Game 31-78 (.397); FT% 1st Half 7-14 (.500), 2nd Half 7-14 (.500), Game 14-28 (.500); 3-PT Goals 4-9 (.444) Barege (2), Ford, Williams; Deadball Rebounds 7.

MIAMI (1-0)	FGM-FGA	FTM-FTA	R	PF	A	MIN	TP
BROWN, ERIC	5-7	8-11	6	2	3	27	18
BURNS, DENNIS	11-18	3-4	2	4	6	30	25
RICHARDSON, MARK	4-4	2-2	8	4	2	22	10
HOCKER, THOMAS	2-3	0-0	2	1	10	27	4
WILLIAMS, LEVERTIS	4-7	0-0	3	0	0	22	10
Wylie, Joe	4-6	4-5	12	4	1	15	12
Presto, Kevin	5-8	0-0	1	1	0	17	13
Scott, Jerome	1-4	2-2	4	3	1	15	4
Randon, Joseph	2-3	0-0	3	3	2	12	4
Warren, Joel	0-0	0-0	3	0	0	3	0
Ross, Joe	0-0	0-0	0	1	0	3	0
Morton, Jake	2-3	0-0	0	0	0	3	4
Adams, Brandon	1-1	2-2	0	1	0	2	4
Polnitz, Reggie	0-0	0-0	1	0	1	2	0
TEAM TOTALS	41-64	21-26	48	24	26	200	108

FG% 1st Half 21-34 (.617), 2nd Half 20-30 (.667), Game 41-64 (.640); FT% 1st Half 12-16 (.750), 2nd Half 9-10 (.900), Game 21-26 (.807); 3-pt Goals 5-10 (.500) Presto (3), Williams (2); Deadball Rebounds 3.

SCORE BY PERIODS	1	2	F
Maryland-Eastern Shore	38	42	80
Miami	57	51	108

OFFICIALS: Rife-R, Edsall-U1, Grogan-U2
TECHNICAL FOULS: None
ATTENDANCE: 2,730

NOVEMBER 28, 1988
MIAMI 108, ORAL ROBERTS 103
MIAMI ARENA, MIAMI, FLORIDA

ORAL ROBERTS (0-1)	FGM-FGA	FTM-FTA	R	PF	A	MIN	TP
THOMPSON, CLARENCE	5-14	6-6	6	1	1	33	18
SUGGS, HOWARD	13-19	1-2	15	4	0	40	27
FREAMAN, RUFUS	4-7	1-1	11	3	0	34	9
WORKMAN, HAYWOOD	7-16	3-4	12	5	5	33	20
SUTTON, GREG	10-13	3-6	6	4	1	37	25
Murray, Todd	0-0	0-0	0	0	0	3	0
Springs, Jules	1-2	0-1	0	2	0	8	2
Washington, Marvin	0-0	0-0	1	1	1	2	2
Kelley, Kim	1-3	0-0	2	1	1	7	2
O'Neill, Kerry	0-0	0-0	0	1	0	1	0
Jones, Ron	0-0	0-0	0	0	0	1	0
TEAM TOTALS	41-91	14-20	57	22	8	200	103

FG% 1st Half 41-91 (.444), 2nd Half 21-46 (.456), Game 41-91 (.450); FT% 1st Half 6-9 (.666), 2nd Half 8-11 (.727), Game 14-20 (.700); 3-PT Goals 7-24 (.292) Workman (3) Thompson (2), Sutton (2); Deadball Rebounds 2.

MIAMI (2-0)	FGM-FGA	FTM-FTA	R	PF	A	MIN	TP
BROWN, ERIC	12-20	8-9	10	3	4	36	33
BURNS, DENNIS	5-9	3-4	1	3	3	28	13
RICHARDSON, MARK	5-8	1-2	8	3	4	27	11
HOCKER, THOMAS	1-4	2-2	5	2	5	25	4
WILLIAMS, LEVERTIS	9-16	0-1	4	3	3	33	23
Wylie, Joe	1-5	2-4	0	3	2	13	4
Presto, Kevin	6-9	4-4	4	2	1	23	20
Scott, Jerome	0-3	0-0	2	1	0	11	0
Randon, Joseph	0-1	0-0	1	1	0	4	0
TEAM TOTALS	39-75	20-26	37	21	22	200	108

FG% 1st Half 18-35 (.514), 2nd Half 21-40 (.525), Game 39-75 (.520); FT% 1st Half 9-13 (.692), 2nd Half 11-13 (.846), Game 20-26 (.769); 3-pt Goals 10-19 (.526) Williams (5), Presto (4); Deadball Rebounds 2.

SCORE BY PERIODS	1	2	F
Oral Roberts	49	54	103
Miami	49	59	108

OFFICIALS: Lembo-R, Rose-U1, Donato-U2
TECHNICAL FOULS: None
ATTENDANCE: 1,648

DECEMBER 1, 1988
UCLA 91, MIAMI 66
MIAMI ARENA, MIAMI, FLORIDA

UCLA (2-0)	FGM-FGA	FTM-FTA	R	PF	A	MIN	TP
MacLEAN, DON	8-13	3-5	13	1	3	30	19
WALKER, KEVIN	6-10	2-2	10	2	1	27	15
WILSON, TREVOR	1-9	6-6	7	4	2	23	8
WILLIAMS, KEVIN	3-6	0-0	1	0	1	21	7
RICHARDSON, JEROME	9-14	0-0	7	1	9	36	18
Martin, Darrick	4-7	0-0	0	2	1	19	9
Owens, Keith	0-0	0-0	0	1	1	13	0
Rochelin, Charles	3-6	3-4	7	1	0	21	9
Dafney, Darrin	1-2	0-0	0	1	0	4	2
Brumbach, Stephen	2-2	0-1	1	0	0	3	4
Bronner, Jeff	0-0	0-0	1	1	2	3	0
TEAM TOTALS	37-69	14-18	51	14	20	200	91

FG% 1st Half 20-40 (.500), 2nd Half 17-29 (.586), Game 37-69 (.536); FT% 1st Half 9-10 (.900), 2nd Half 5-8 (.625), Game 14-18 (.777); 3-PT Goals 3-4 (.750) Walker, Williams, Martin; Deadball Rebounds 2.

MIAMI (2-1)	FGM-FGA	FTM-FTA	R	PF	A	MIN	TP
BURNS, DENNIS	7-16	3-4	2	2	3	35	17
BROWN, ERIC	6-12	4-8	5	3	0	32	16
RICHARDSON, MARK	9-13	0-0	4	2	0	30	18
HOCKER, THOMAS	1-3	0-0	6	1	7	30	3
WILLIAMS, LEVERTIS	1-6	0-0	0	1	2	22	3
Presto, Kevin	0-2	0-0	0	2	1	17	0
Wylie, Joe	0-3	0-0	3	4	1	15	0
Scott, Jerome	2-7	2-2	1	0	0	9	6
Randon, Joseph	0-0	1-2	0	0	0	4	1
Warren, Joel	0-3	0-0	1	1	2	4	0
Morton, Jake	0-1	202	1	0	0	2	2
TEAM TOTALS	26-66	12-18	27	16	16	200	66

FG% 1st Half 12-28 (.429), 2nd Half 14-38 (.368), Game 26-66 (.394); FT% 1st Half 6-11 (.545), 2nd Half 6-7 (.857), Game 12-18 (.667); 3-pt Goals 2-14 (.143) Hocker, Williams; Deadball Rebounds 2.

SCORE BY PERIODS	1	2	F
UCLA	52	39	91
Miami	31	35	66

OFFICIALS: Wirtz-R, Housman-U1, Croft-U2
TECHNICAL FOULS: None
ATTENDANCE: 6,023

DECEMBER 5, 1988
MIAMI 88, BETHUNE-COOKMAN 72
MIAMI ARENA, MIAMI, FLORIDA

BETHUNE-COOKMAN (1-3)	FGM-FGA	FTM-FTA	R	PF	A	MIN	TP
TURNER, JAMES	6-12	0-1	4	3	1	35	12
McKINNEY, JAMES	6-13	0-0	7	1	7	36	14
JONES, TIMOTHY	3-4	6-9	7	4	0	23	12
GRANT, JULIOUS	5-13	0-0	1	2	5	37	12
CARTER, CHRISTOPHER	4-10	0-0	1	4	3	36	11
Cunningham, Reggie	3-4	2-2	2	4	1	17	8
Austin, Ambrose	1-1	0-0	0	0	1	9	3
Ward, Rey	0-1	0-0	0	1	0	7	0
TEAM TOTALS	28-58	8-12	25	19	18	200	72

FG% 1st Half 9-23 (.391), 2nd Half 19-35 (.543), Game 28-58 (.422); FT% 1st Half 5-6 (.833), 2nd Half 3-6 (.500), Game 8-12 (.667); 3-PT Goals 8-18 (.444) Carter (3), Grant (2), McKinney (2), Austin; Deadball Rebounds 0.

MIAMI (3-1)	FGM-FGA	FTM-FTA	R	PF	A	MIN	TP
BROWN, ERIC	12-13	13-16	8	1	4	36	38
BURNS, DENNIS	0-2	0-0	03	1	0	26	0
RICHARDSON, MARK	3-6	0-0	2	1	2	18	6
HOCKER, THOMAS	3-3	0-0	1	1	5	32	8
WILLIAMS, LEVERTIS	3-5	0-0	2	3	2	32	8
Presto, Kevin	2-5	0-0	2	1	1	12	5
Wylie, Joe	5-6	3-4	8	3	0	20	13
Scott, Jerome	2-5	0-0	1	1	1	10	5
Randon, Joseph	0-1	0-0	0	0	0	4	0
Warren, Joel	0-0	0-0	0	1	0	5	0
Polnitz, Reggie	0-0	1-2	0	1	0	1	1
Adams, Brandon	1-1	0-1	1	0	0	2	2
Morton, Jake	1-1	0-0	0	0	0	1	2
Ross, Joe	0-0	0-0	0	0	0	1	0
TEAM TOTALS	32-48	17-23	31	14	15	200	72

FG% 1st Half 11-19 (.579), 2nd Half 21-29 (.724), Game 32-48 (.667); FT% 1st Half 6-8 (.750), 2nd Half 11-15 (.733), Game 17-23 (.739); 3-pt Goals 7-12 (.583) Williams (2), Hocker (2), Brown, Presto, Scott; Deadball Rebounds 1.

SCORE BY PERIODS	1	2	F
Bethune-Cookman	26	46	72
Miami	32	56	88

OFFICIALS: Scagliotta-R, Stone-U1, Gray-U2
TECHNICAL FOULS: None
ATTENDANCE: 982

DECEMBER 10, 1988
DUKE 117, MIAMI 102
MIAMI ARENA, MIAMI, FLORIDA

DUKE (6-0)	FGM-FGA	FTM-FTA	R	PF	A	MIN	TP
FERRY, DANNY	23-26	10-12	6	3	7	36	58
BRICKEY, ROBERT	4-9	1-2	10	3	1	33	9
ABDELNABY, ALAA	6-11	5-6	4	4	0	20	17
SNYDER, QUIN	1-2	4-7	1	5	9	33	6
HENDERSON, PHIL	3-4	1-1	3	2	4	34	8
Koubek, Greg	2-5	1-1	0	4	1	15	5
Smith, John	2-3	10-12	8	2	2	23	14
Buckley, Clay	0-0	0-0	0	0	0	1	0
Laetner, Christian	0-1	0-0	0	3	0	5	0
TEAM TOTALS	41-61	33-42	37	26	24	200	117

FG% 1st Half 23-37 (.621), 2nd Half 18-24 (.750), Game 41-61 (.672); FT% 1st Half 12-15 (.800), 2nd Half 21-27 (.777), Game 33-42 (.785); 3-PT Goals 2-6 (.333) Ferry (2); Deadball Rebounds 4.

MIAMI (3-2)	FGM-FGA	FTM-FTA	R	PF	A	MIN	TP
BROWN, ERIC	7-12	6-7	4	4	1	38	20
BURNS, DENNIS	9-18	6-6	6	5	2	38	24
RICHARDSON, MARK	0-3	0-1	0	4	0	11	0
HOCKER, THOMAS	2-3	1-2	4	0	1	15	5
WILLIAMS, LEVERTIS	7-15	1-2	3	5	3	38	19
Wylie, Joe	7-12	2-7	10	5	0	19	17
Presto, Kevin	4-10	4-4	5	5	7	26	13
Randon, Joseph	0-1	0-0	0	0	0	2	0
Adams, Brandon	2-7	0-0	1	4	1	11	4
Scott, Jerome	0-2	0-0	0	0	0	1	0
Morton, Jake	0-1	0-2	1	0	0	1	0
TEAM TOTALS	38-84	20-31	38	32	15	200	102

FG% 1st Half 18-35 (.514), 2nd Half 20-49 (.408), Game 38-84 (.452); FT% 1st Half 12-16 (.750), 2nd Half 8-15 (.533), Game 20-31 (.645); 3-pt Goals 6-20 (.300) Williams (4), Wylie, Presto; Deadball Rebounds 7.

SCORE BY PERIODS	1	2	F
Duke	60	57	117
Miami	51	51	102

OFFICIALS: Wirtz-R, Rote-U1, Gordon-U2
TECHNICAL FOULS: Presto (UM)
ATTENDANCE: 6,654

DECEMBER 16, 1987
MIAMI 102, LONG ISLAND 66
MIAMI ARENA, MIAMI, FLORIDA

LONG ISLAND (1-7)	FGM-FGA	FTM-FTA	R	PF	A	MIN	TP
POUNDS, TIMOTHY	1-8	0-0	6	4	1	16	2
BURTON, FREDDIE	8-18	0-6	11	3	0	31	16
BILALL, MAGDI	4-10	0-0	6	4	1	25	8
BOGARTY, ANTHONY	1-3	7-12	3	4	4	40	9
LIVINGSTON, R.	2-11	1-2	0	3	1	16	6
Cadle, Jeff	2-6	5-6	3	3	2	30	9
Epps, Greg	1-4	5-8	2	2	0	8	7
Robinson, Eddie	1-8	2-2	4	2	0	11	4
Makki, Hatim	1-3	1-1	7	1	0	14	3
Mack, Billy	1-3	1-1	7	1	0	9	2
TEAM TOTALS	22-73	21-37	50	30	9	200	66

FG% 1st Half 10-37 (.270), 2nd Half 12-36 (.333), Game 22-73 (.301); FT% 1st Half 10-21 (.476), 2nd Half 11-16 (.687), Game 21-37 (.567); 3-PT Goals 1-12 (.080) Livingson; Deadball Rebounds 7.

MIAMI (4-2)	FGM-FGA	FTM-FTA	R	PF	A	MIN	TP
BROWN, ERIC	10-16	8-10	9	3	2	29	30
BURNS, DENNIS	9-16	2-8	5	2	0	29	20
WYLIE, JOE	5-6	4-6	14	2	3	24	14
HOCKER, THOMAS	1-4	1-1	4	1	9	22	4
WILLIAMS, LEVERTIS	2-8	2-2	3	3	0	21	6
Randon, Joseph	3-3	6-6	6	3	1	17	12
Presto, Kevin	1-2	0-0	0	3	1	15	3
Moore, Bruce	0-2	0-0	0	0	2	11	0
Scott, Jerome	1-4	0-3	1	3	2	11	2
Morton, Jake	1-2	0-1	2	3	0	8	2
Warren, Joel	1-1	2-2	0	2	0	6	5
Adams, Brandon	0-3	2-2	1	2	0	5	2
Ross, Joe	0-1	2-2	1	0	0	2	2
TEAM TOTALS	34-68	29-43	50	27	20	200	102

FG% 1st Half 15-35 (.429), 2nd Half 19-33 (.578), Game 34-68 (.500); FT% 1st Half 15-21 (.714), 2nd Half 14-22 (.636), Game 29-43 (.674); 3-pt Goals 5-18 (.278) Brown (2), Hocker, Presto, Warren; Deadball Rebounds 8.

SCORE BY PERIODS	1	2	F
Long Island	30	36	66
Miami	47	55	102

OFFICIALS: Croft-R, Rose-U1, Wood-U2
TECHNICAL FOULS: Burton (LI), Wylie (UM), Warren (UM)
ATTENDANCE: 2,041

DECEMBER 19, 1988
FLORIDA 101, MIAMI 81
STEPHEN C. O'CONNELL CENTER, GAINESVILLE, FLORIDA

MIAMI (4-3)	FGM-FGA	FTM-FTA	R	PF	A	MIN	TP
BROWN, ERIC	5-13	6-9	7	3	2	36	18
BURNS, DENNIS	1-9	0-0	3	4	2	20	2
RICHARDSON, MARK	4-11	0-0	1	4	1	25	8
HOCKER, THOMAS	3-5	1-1	4	5	5	30	8
PRESTO, KEVIN	9-15	3-4	4	4	2	28	26
Randon, Joseph	2-3	0-0	2	2	0	6	4
Wylie, Joe	6-12	1-3	10	5	2	28	14
Moore, Bruce	0-2	0-0	0	2	1	11	0
Williams, Levertis	0-7	1-2	3	3	0	16	1
TEAM TOTALS	30-77	12-19	39	32	15	200	81

FG% 1st Half 16-40 (.400), 2nd Half 14-37 (.378), Game 30-77 (.390); FT% 1st Half 4-5 (.800), 2nd Half 8-14 (.571), Game 12-19 (.632); 3-PT Goals 9-25 (.360) Presto (5), Brown (2), Wylie, Hocker; Deadball Rebounds 2.

FLORIDA (3-4)	FGM-FGA	FTM-FTA	R	PF	A	MIN	TP
CHATMAN, LIVINGSTON	9-17	2-4	4	2	2	35	20
DAVIS, DWAYNE	5-8	8-11	18	2	2	35	18
SCHINTZIUS, DWAYNE	7-13	3-4	9	4	6	33	17
RAMOS, JOSE	1-5	8-10	3	1	3	23	10
LETT, CLIFFORD	9-13	2-4	5	3	5	38	22
Garcia, Renaldo	0-1	0-0	0	0	2	9	0
Turner, Tim	1-1	0-0	0	0	0	2	2
Hogan, Brian	3-5	2-2	4	0	0	16	10
Kerr, Michael	1-2	0-2	5	5	0	10	2
TEAM TOTALS	36-65	25-37	58	17	20	200	101

FG% 1st Half 16-30 (.533), 2nd Half 20-35 (.571), Game 36-65 (.554); FT% 1st Half 9-18 (.500), 2nd Half 16-19 (.842), Game 25-37 (.676); 3-pt Goals 4-8 (.500) Lett (2), Hogan (2); Deadball Rebounds 5.

SCORE BY PERIODS	1	2	F
Miami	39	42	81
Florida	44	57	101

OFFICIALS: Dodge-R, Donaghy-U1, Sitton-U2
TECHNICAL FOULS: Florida Bench, Hocker (UM)
ATTENDANCE: 7,533

DECEMBER 23, 1988
ST. LOUIS 86, MIAMI 71
CHAMINADE CHRISTMAS CLASSIC
BLAISDELL CENTER, HONOLULU, HAWAII

MIAMI (4-4)	FGM-FGA	FTM-FTA	R	PF	A	MIN	TP
BROWN, ERIC	4-10	5-8	6	4	0	21	13
BURNS, DENNIS	7-14	3-4	3	4	1	29	17
RICHARDSON, MARK	1-3	1-2	2	3	0	20	3
HOCKER, THOMAS	2-3	0-0	2	1	2	21	5
WILLIAMS, LEVERTIS	1-8	0-0	1	0	2	23	2
Presto, Kevin	2-7	0-0	3	2	3	24	5
Randon, Joseph	2-7	2-4	7	3	1	15	6
Warren, Joel	1-2	0-1	1	0	2	9	3
Morton, Jake	1-4	2-4	1	2	0	8	4
Scott, Jerome	2-4	0-0	1	4	0	6	4
TEAM TOTALS	27-74	14-25	38	26	12	200	71

FG% 1st Half 15-39 (.384), 2nd Half 12-35 (.342), Game 27-74 (.364); FT% 1st Half 2-5 (.400), 2nd Half 12-20 (.600), Game 14-25 (.560); 3-PT Goals 3-19 (.157) Presto, Warren, Hocker; Deadball Rebounds 7.

ST. LOUIS (6-2)	FGM-FGA	FTM-FTA	R	PF	A	MIN	TP
SMITH, VINCENT	7-10	3-4	1	1	1	31	21
GRAY, ROLAND	6-12	6-6	10	2	4	33	20
DOUGLAS, MONROE	3-10	3-4	2	4	1	23	9
BONNER, ANTHONY	2-4	1-5	8	3	1	25	5
MANUEL, TONY	5-8	4-5	5	4	1	22	15
Newberry Charles	1-1	2-2	3	3	2	26	4
Tadysak, Tronis	1-2	0-0	3	2	0	5	2
Jones, Anthony	0-0	0-1	0	0	0	4	0
Starks, Todd	1-1	4-5	3	1	1	13	6
Ivester, Mike	2-3	0-0	2	1	1	18	4
TEAM TOTALS	28-51	23-32	41	21	12	200	86

FG% 1st Half 16-28 (.571), 2nd Half 12-23 (.521), Game 28-51 (.549); FT% 1st Half 13-19 (.684), 2nd Half 10-13 (.769), Game 23-32 (.719); 3-pt Goals 7-11 (.636) Smith (4), Gray (2), Manuel; Deadball Rebounds 4.

SCORE BY PERIODS	1	2	F
Miami	34	37	71
St. Louis	48	38	86

OFFICIALS: Tanibe-R, Hisaka-U1, Semoka-U2
TECHNICAL FOULS: None
ATTENDANCE: NA

DECEMBER 24, 1988
MIAMI 83, EASTERN ILLINOIS 68
CHAMINADE CHRISTMAS CLASSIC
BLAISDELL CENTER, HONOLULU HAWAII

MIAMI (5-4)	FGM-FGA	FTM-FTA	R	PF	A	MIN	TP
RANDON, JOSEPH	2-5	0-1	6	2	3	16	4
WARREN, JOEL	2-5	0-1	2	4	4	29	6
RICHARDSON, MARK	3-4	0-0	4	4	0	14	6
PRESTO, KEVIN	1-7	8-8	2	2	4	31	11
MORTON, JAKE	1-5	1-3	1	3	0	10	3
Hocker, Thomas	3-7	0-0	3	4	1	27	6
Wylie, Joe	7-11	5-8	12	3	2	23	20
Williams, Levertis	0-3	0-0	1	0	0	12	0
Burns, Dennis	1-4	0-0	1	0	0	11	2
Brown, Eric	7-11	11-13	9	2	2	27	25
TEAM TOTALS	27-62	25-33	44	24	15	200	83

FG% 1st Half 10-30 (.333), 2nd Half 17-32 (.531), Game 27-62 (.435); FT% 1st Half 11-16 (.687), 2nd Half 5-9 (.555), Game 25-33 (.757); 3-PT Goals 4-16 (.250) Warren (2), Presto, Wylie; Deadball Rebounds 3.

EASTERN ILLINOIS (3-6)	FGM-FGA	FTM-FTA	R	PF	A	MIN	TP
JONES, GERALD	3-9	4-7	3	3	3	30	10
TAYLOR, JAY	4-11	4-8	2	2	1	23	12
VANCE, DAVID	5-5	4-6	5	5	0	22	14
FOWLER, MARK	5-13	5-6	11	4	0	28	15
MIRONCOW, JEFF	2-4	1-3	8	3	0	28	5
Martin, Kevin	0-1	0-0	2	2	2	7	0
Johnson, Barry	1-6	0-0	3	2	0	19	3
Olsen, Dave	1-4	0-0	0	1	2	9	2
Tate, Ron	2-5	0-0	4	1	2	18	4
Hamilton, Joe	1-3	1-1	3	2	0	11	3
Combest, Jim	0-1	0-0	1	4	0	5	0
TEAM TOTALS	24-62	19-31	42	29	8	200	68

FG% 1st Half 11-25 (.440), 2nd Half 13-37 (.481), Game 24-62 (.387); FT% 1st Half 11-19 (.578), 2nd Half 8-12 (.667), Game 19-31 (.612); 3-pt Goals 1-7 (.142) Johnson; Deadball Rebounds 2.

SCORE BY PERIODS	1	2	F
Miami	35	48	83
Eastern Illinois	33	35	68

OFFICIALS: Tanibe-R, McCrink-U1, Doi-U2
TECHNICAL FOULS: None
ATTENDANCE: NA

DECEMBER 25, 1988
MIAMI 77, OLD DOMINION 76
CHAMINADE CHRISTMAS CLASSIC
BLAISDELL CENTER, HONOLULU, HAWAII

MIAMI (6-4)	FGM-FGA	FTM-FTA	R	PF	A	MIN	TP
RANDON, JOSEPH	3-4	1-2	6	2	1	13	7
WARREN, JOEL	0-3	0-0	1	3	1	17	0
RICHARDSON, MARK	5-11	3-3	2	3	0	22	13
PRESTO, KEVIN	4-9	0-1	1	3	2	34	10
MORTON, JAKE	4-8	2-2	4	4	1	26	12
Hocker, Thomas	0-2	0-0	0	3	0	7	0
Wylie, Joe	0-4	1-2	8	1	2	15	1
Williams, Levertis	3-6	0-0	0	2	0	16	9
Burns, Dennis	2-4	0-0	2	3	2	19	4
Brown, Eric	9-15	3-5	10	3	1	31	21
TEAM TOTALS	30-66	10-15	36	27	10	200	77

FG% 1st Half 14-33 (.424), 2nd Half 16-33 (.484), Game 30-66 (.454); FT% 1st Half 3-5 (.600), 2nd Half 7-10 (.700), Game 10-15 (.667); 3-PT Goals 7-21 (.333) Williams (3), Presto (2), Morton (2); Deadball Rebounds 5.

OLD DOMINION	FGM-FGA	FTM-FTA	R	PF	A	MIN	TP
GRAND, DONALD	2-3	4-6	1	0	4	28	8
CARVER, ANTHONY	11-16	6-10	9	0	1	36	31
McDONALD, dARRIN	0-3	1-3	4	3	0	28	1
GATLING, CHRIS	8-15	5-8	4	4	1	21	21
DAVIS, GARRICK	2-4	0-1	2	3	2	29	4
Prtichett, Dee	1-1	1-2	1	2	0	16	3
Jacobs, Terrance	0-0	2-2	2	1	0	8	2
Royster, Bernard	0-0	1-2	1	0	0	8	1
Leonard, Reardo	2-4	1-2	5	4	1	23	5
Kerwin, Chris	0-0	0-0	0	0	0	3	0
TEAM TOTALS	26-46	21-36	31	17	9	200	76

FG% 1st Half 14-25 (.560), 2nd Half 12-21 (.571), Game 26-46 (.565); FT% 1st Half 9-16 (.562), 2nd Half 12-20 (.600), Game 21-36 (.583); 3-pt Goals 3-5 (.600) Carver (3); Deadball Rebounds 5.

SCORE BY PERIODS	1	2	F
Miami	34	43	77
Old Dominion	38	38	76

OFFICIALS: Kerfoot-R, McCrink-U1, Singchow-U2
TECHNICAL FOULS: Miami Bench
ATTENDANCE: NA

DECEMBER 28, 1988
MIAMI 102, PENNSYLVANIA 69
EASTERN AIRLINES PALM BEACH CLASSIC
WEST PALM BEACH AUDITORIUM
WEST PALM BEACH, FLORIDA

PENNSYLVANIA (2-3)	FGM-FGA	FTM-FTA	R	PF	A	MIN	TP
SCHEWE, SCOTT	1-1	0-0	0	4	1	9	2
SIMON, JERRY	2-6	4-8	3	3	0	27	9
DUNCOMBE, HASSAN	7-11	3-3	1	2	0	24	17
GILLAMS, TYRONE	0-1	0-0	0	2	0	16	0
FRAZIER, WALT	7-19	5-5	5	2	3	31	21
Marshall, Ray	1-2	0-0	0	3	0	16	2
Watts, Dane	1-3	0-3	3	3	3	17	2
Tavarez, Jose	2-4	1-2	1	0	0	12	5
Pettibone, John	1-3	0-0	3	2	0	7	2
McMahon, Paul	2-3	0-1	2	1	0	9	4
Curran, Vince	0-3	0-0	1	1	0	11	0
Helm, Bill	0-0	0-0	0	0	0	2	0
Graf, Ken	2-2	1-1	0	0	0	8	5
TEAM TOTALS	26-58	14-23	25	24	9	200	69

FG% 1st Half 10-28 (.357), 2nd Half 16-30 (.533), Game 26-58 (.448); FT% 1st Half 6-14 (.428), 2nd Half 8-9 (.888), Game 14-23 (.609); 3-PT Goals 3-14 (.214) Frazier (2), Simon; Deadball Rebounds 4.

MIAMI (7-4)	FGM-FGA	FTM-FTA	R	PF	A	MIN	TP
BROWN, ERIC	5-7	13-15	8	1	1	25	23
WARREN, JOEL	4-5	0-0	4	1	4	24	9
RICHARDSON, MARK	4-7	1-2	6	2	1	20	9
PRESTO, KEVIN	0-2	2-2	1	2	3	22	2

MORTON, JAKE	3-6	1-4	0	0	2	21	7
Wylie, Joe	0-2	0-2	3	5	0	12	0
Randon, Joseph	4-6	6-7	2	1	2	19	14
Hocker, Thomas	2-3	7-8	3	1	2	14	11
Burns, Dennis	4-8	2-3	2	3	5	15	10
Williams, Levertis	3-3	0-1	0	1	2	16	7
Scott, Jerome	2-2	0-1	1	0	0	8	6
Adams, Brandon	2-2	0-0	1	0	0	4	4
TEAM TOTALS	33-53	31-41	37	18	22	200	102

FG% 1st Half 12-24 (.500), 2nd Half 21-29 (.724), Game 33-53 (.623); FT% 1st Half 12-15 (.800), 2nd Half 19-26 (.731), Game 31-41 (.756); 3-pt Goals 5-10 (.500) Scott (2), Williams, Morton, Warren; Deadball Rebounds 5.

SCORE BY PERIODS	1	2	F
Pennsylvania	26	43	69
Miami	37	65	102

OFFICIALS: Wirtz-R, Rote-U1, Scagliotta-U2
TECHNICAL FOULS: Pennsylvania Bench
ATTENDANCE: 3,202

DECEMBER 30, 1988
MIAMI 81, WICHITA STATE 59
EASTERN AIRLINES PALM BEACH CLASSIC
WEST PALM BEACH AUDITORIUM
WEST PALM BEACH, FLORIDA

WICHITA STATE (6-2)	FGM-FGA	FTM-FTA	R	PF	A	MIN	TP
COOPER, JOHN	3-10	2-4	5	1	4	35	9
GRAIGER, STEVE	5-8	4-8	10	2	1	28	14
RADUNOVICH, SASHA	1-9	0-1	5	1	4	26	2
GUFFROVICH, PAUL	4-7	0-0	2	2	4	28	10
PRAYLOW, DWIGHT	3-11	0-1	3	2	1	28	9
Bonds, Keith	1-4	0-0	1	1	0	16	3
Davis, Aaron	3-3	2-6	5	2	0	9	8
Mendelson, Phil	1-3	0-0	1	1	0	7	2
TEAM TOTALS	21-59	10-23	42	15	16	200	59

FG% 1st Half 10-31 (.322), 2nd Half 11-28 (.392), Game 21-59 (.355); FT% 1st Half 4-10 (.400), 2nd Half 6-13 (.461), Game 10-23 (.434); 3-PT Goals 7-17 (.411) Praylow (3), Guffrovich (2), Bonds, Cooper; Deadball Rebounds 3.

MIAMI (8-4)	FGM-FGA	FTM-FTA	R	PF	A	MIN	TP
BROWN, ERIC	5-7	6-6	3	3	1	32	16
WARREN, JOEL	1-2	0-0	2	1	4	19	2
RICHARDSON, MARK	2-4	0-0	2	5	0	24	4
PRESTO, KEVIN	4-9	0-0	1	0	3	26	12
MORTON, JAKE	1-2	0-0	2	4	2	11	3
Wylie, Joe	4-7	2-2	8	1	4	16	10
Williams, Levertis	0-3	0-2	0	1	1	13	0
Burns, Dennis	8-13	4-5	5	3	0	21	20
Randon, Joseph	2-2	0-0	1	0	2	8	4
Hocker, Thomas	3-6	2-2	3	1	5	25	8
Scott, Jerome	1-2	0-0	1	1	0	5	2
TEAM TOTALS	31-57	14-15	33	20	22	200	81

FG% 1st Half 13-26 (.500), 2nd Half 18-31 (.580), Game 31-57 (.543); FT% 1st Half 7-7 (1.000), 2nd Half 7-8 (.875), Game 14-15 (.933); 3-pt Goals 5-13 (.384) Presto (4), Morton; Deadball Rebounds 0.

SCORE BY PERIODS	1	2	F
Wichita State	26	33	59
Miami	34	47	81

OFFICIALS: Wirtz-R, Rote-U1, Scagliotta-U2
TECHNICAL FOULS: None
ATTENDANCE: 3,538

JANUARY 3, 1989
MIAMI 99, RUTGERS 94 (OT)
LOUIS BROWN ATHLETIC CENTER
PISCATAWAY, NEW JERSEY

MIAMI (9-4)	FGM-FGA	FTM-FTA	R	PF	A	MIN	TP
BROWN, ERIC	8-14	11-13	6	5	2	33	27
WARREN, JOEL	2-3	2-4	2	3	3	31	7
RICHARDSON, MARK	2-6	0-0	2	5	0	10	4
PRESTO, KEVIN	3-8	2-3	1	2	1	34	11
MORTON, JAKE	1-4	0-0	2	4	3	14	3
Randon, Joseph	1-2	1-3	2	0	0	4	3
Hocker, Thomas	2-3	6-6	3	2	4	30	10
Wylie, Joe	4-8	9-15	14	3	3	33	17
Williams, Levertis	2-3	0-0	0	1	1	12	6
Burns, Dennis	4-9	3-5	4	3	0	19	11
TEAM TOTALS	29-60	34-49	41	28	17	225	99

FG% 1st Half 17-34 (.500), 2nd Half 12-26 (.462), Game 29-60 (.483); FT% 1st Half 13-21 (.619), 2nd Half 21-28 (.750), Game 34-49 (.694); 3-PT Goals 7-14 (.500) Presto (3), Williams (2), Warren, Morton; Deadball Rebounds 2.

RUTGERS (4-5)	FGM-FGA	FTM-FTA	R	PF	A	MIN	TP
WARD, EMORY	2-3	4-6	6	5	8	18	8
SAVAGE, TOM	9-15	11-11	4	5	0	23	32
DUCKETT, ANTHONY	4-10	8-13	9	4	1	39	16
DADIKA, RICK	4-11	2-2	6	5	7	41	11
CARTER, CRAIG	4-12	1-2	4	4	1	36	9
Dixson, Myles	2-3	2-2	3	5	1	11	6
Smith, Daryl	2-5	2-2	2	3	0	17	6
Perry, Lee	2-10	2-2	10	3	0	35	6
McGinnis, Jay	0-0	0-0	0	2	0	3	0
Wittman, Chris	0-0	0-0	0	0	0	2	0
TEAM TOTALS	29-69	32-40	48	36	11	225	94

FG% 1st Half 14-35 (.400), 2nd Half 15-34 (.441), Game 29-69 (.420); FT% 1st Half 15-17 (.882), 2nd Half 17-23 (.739), Game 32-40 (.800); 3-pt Goals 4-8 (.500) Savage (3), Dadika; Deadball Rebounds 3.

SCORE BY PERIODS	1	2	OT	F
Miami	51	40	8	99
Rutgers	44	47	3	94

OFFICIALS: Donaghy-R, Hartzell-U1, Gordon-U2
TECHNICAL FOULS: Wylie (UM)
ATTENDANCE: 2,434

JANUARY 7, 1989
GEORGETOWN 112, MIAMI 79
CAPITAL CENTRE, WASHINGTON, DC

MIAMI (9-5)	FGM-FGA	FTM-FTA	R	PF	A	MIN	TP
WARREN, JOEL	1-5	1-2	0	2	3	19	3
BROWN, ERIC	10-16	5-6	8	2	3	32	25
RICHARDSON, MARK	3-5	0-0	4	5	0	16	6
PRESTO, KEVIN	1-5	0-0	1	1	3	27	3
MORTON, JAKE	2-6	0-0	1	2	0	18	5
Hocker, Thomas	0-0	0-0	1	1	0	13	0
Wylie, Joe	5-10	2-8	5	3	1	19	12
Burns, Dennis	3-6	2-4	3	4	4	21	8
Williams, Levertis	1-1	0-0	0	0	0	3	3
Randon, Joseph	3-6	1-3	3	4	1	12	7
Scott, Jerome	2-4	2-2	3	1	2	16	7
Adams, Brandon	0-2	0-0	0	0	0	4	0
TEAM TOTALS	31-66	13-25	34	25	17	200	79

FG% 1st Half 13-36 (.361), 2nd Half 18-30 (.600), Game 31-66 (.470); FT% 1st Half 6-10 (.600), 2nd Half 7-15 (.467), Game 13-25 (.520); 3-PT Goals 4-9 (.444) Presto, Morton, Williams, Scott; Deadball Rebounds 4.

GEORGETOWN (10-1)	FGM-FGA	FTM-FTA	R	PF	A	MIN	TP
JACKSON, JAREN	4-11	0-0	2	1	1	20	8
TURNER, JOHN	2-7	3-4	4	3	0	19	7
MOURNING, ALONZO	9-13	7-10	17	1	4	25	26
BRYANT, DWAYNE	5-6	0-0	2	0	3	20	11
SMITH, CHARLES	8-12	5-6	4	0	7	24	22
Bell, Milton	4-5	3-4	1	5	1	13	11
Tillmon, Mark	4-8	1-2	5	3	2	24	9
Winston, Bobby	2-2	1-3	4	1	5	13	11
Mutombo, DiKembe	1-1	2-5	3	5	0	9	4
Thompson, Ronny	0-1	0-0	1	1	2	12	0
Jefferson, Sam	0-0	0-0	0	1	0	5	0
Jones, Johnny	4-6	0-1	0	0	2	7	8
Edwards, Johnathan	0-0	0-0	2	0	1	6	0
Allen, Anthony	0-0	1-2	0	0	0	3	1
TEAM TOTALS	43-72	23-37	46	21	28	200	112

FG% 1st Half 21-38 (.553), 2nd Half 22-34 (.647), Game 43-72 (.553); FT% 1st Half 8-15 (.533), 2nd Half 15-20 (.750), Game 23-37 (.657); 3-pt Goals 3-6 (.500) Mourning, Bryant, Smith; Deadball Rebounds 5.

SCORE BY PERIODS	1	2	F
Miami	33	46	79
Georgetown	52	60	112

OFFICIALS: Higgins-R, Moreau-U1, Pavia-U2
TECHNICAL FOULS: Miami Bench
ATTENDANCE: 11,113

JANUARY 9, 1989
VIRGINIA COMMONWEALTH 87, MIAMI 77
MIAMI ARENA, MIAMI, FLORIDA

VIRGINIA COMMONWEALTH (4-5)	FGM-FGA	FTM-FTA	R	PF	A	MIN	TP
FORD, ANTOINE	0-2	0-0	1	4	0	32	0
CHEEKS, CHRIS	12-17	5-10	9	3	3	35	31
HENLAN, MARTIN	5-9	3-4	15	3	2	33	13
WILSON, VINCE	5-13	8-11	5	3	7	18	18
BACON, LIONEL	7-14	1-2	4	2	6	38	17
Thompkins, Derek	1-1	0-0	2	0	0	12	2
Scruggs, Horace	0-0	0-0	1	5	0	11	0
Borden, Derek	0-0	0-0	0	0	0	2	0
Alford, Eric	1-2	2-7	9	3	0	18	4
McGhee, Derrick	0-0	2-4	0	0	0	1	2
TEAM TOTALS	31-58	21-38	51	23	18	200	87

FG% 1st Half 17-34 (.500), 2nd Half 14-24 (.583), Game 31-58 (.534); FT% 1st Half 2-5 (.400), 2nd Half 19-33 (.576), Game 21-38 (.552); 3-PT Goals 4-5 (.800) Bacon (2), Cheeks (2); Deadball Rebounds 4.

MIAMI (9-5)	FGM-FGA	FTM-FTA	R	PF	A	MIN	TP
BROWN, ERIC	6-11	3-5	8	4	2	37	15
WARREN, JOEL	2-7	1-2	5	2	4	19	7
RICHARDSON, MARK	2-9	0-0	4	1	1	22	4
PRESTO, KEVIN	2-10	0-0	6	3	5	32	5
MORTON, JAKE	3-4	0-0	2	5	2	19	7
Burns, Dennis	4-9	4-6	5	1	0	15	12
Williams, Levertis	2-9	0-0	0	2	1	16	6
Randon, Joseph	1-3	5-7	5	5	1	17	7
Hocker, Thomas	1-2	0-0	1	1	3	11	2
Scott, Jerome	4-10	2-7	3	3	1	12	12
TEAM TOTALS	27-74	15-27	44	27	20	200	77

FG% 1st Half 10-30 (.333), 2nd Half 17-44 (.386), Game 27-74 (.365); FT% 1st Half 6-10 (.600), 2nd Half 9-17 (.529), Game 15-27 (.555); 3-pt Goals 8-29 (.276) Warren (2), Williams (2), Scott (2), Morton, Presto; Deadball Rebounds 4.

SCORE BY PERIODS	1	2	F
Virginia Commonwealth	38	49	87
Miami	27	50	77

OFFICIALS: Dodge-R, Rife-U1, Stone-U2
TECHNICAL FOULS: Miami Bench
ATTENDANCE: 1,594

JANUARY 12, 1989
MIAMI 87, KANSAS 86
MIAMI ARENA, MIAMI, FLORIDA

KANSAS (13-2)	FGM-FGA	FTM-FTA	R	PF	A	MIN	TP
NEWTON, MILT	7-13	4-4	7	4	0	25	20
RANDALL, MARK	3-10	0-0	4	5	3	19	6
ALVARADO, SEAN	3-4	0-0	1	2	1	14	6
BARRY, SCOOTER	1-6	1-2	4	2	6	25	3
PRITCHARD, KEVIN	5-10	5-7	2	0	5	36	16
Maddox, Mike	5-8	0-0	4	3	1	24	10
Minor, Lincoln	0-4	0-0	1	0	2	12	0
Gueldner, Jeff	3-5	4-4	3	2	2	22	13
West, Freeman	6-6	0-0	5	2	2	23	12
TEAM TOTALS	33-66	14-17	31	20	22	200	86

FG% 1st Half 16-34 (.470), 2nd Half 17-32 (.531), Game 33-66 (.500); FT% 1st Half 10-10 (1.000), 2nd Half 4-70 (.571), Game 14-17 (.823); 3-PT Goals 6-11 (.545) Gueldner (3), Newton (2), Pritchard; Deadball Rebounds 6.

MIAMI (9-7)	FGM-FGA	FTM-FTA	R	PF	A	MIN	TP
BROWN, ERIC	7-15	9-12	10	0	2	34	23
BURNS, DENNIS	11-16	3-4	6	0	1	29	25
RICHARDSON, MARK	4-7	0-0	6	5	0	21	8
PRESTO, KEVIN	4-13	0-0	2	2	8	30	11
MORTON, JAKE	2-4	0-0	1	4	2	17	5
Randon, Joseph	3-5	0-1	8	3	2	22	6
Hocker, Thomas	1-5	0-0	1	1	5	25	2
Warren, Joel	0-1	1-2	0	1	1	14	1
Williams, Levertis	2-4	1-2	1	1	0	8	6
TEAM TOTALS	34-70	14-21	39	17	21	200	87

FG% 1st Half 18-40 (.450), 2nd Half 16-30 (.533), Game 34-70 (.485); FT% 1st Half 4-4 (1.000), 2nd Half 10-17 (.588), Game 14-21 (.667); 3-pt Goals 5-17 (.294) Presto (3), Morton, Williams; Deadball Rebounds 3.

SCORE BY PERIODS	1	2	F
Kansas	44	42	86
Miami	42	45	87

OFFICIALS: Bain-R, Greene-U1, Grissom-U2
TECHNICAL FOULS: None
ATTENDANCE: 3,891

JANUARY 16, 1989
STANFORD 93, MIAMI 59
MAPLES PAVILION, MIAMI, FLORIDA

MIAMI (10-7)	FGM-FGA	FTM-FTA	R	PF	A	MIN	TP
BROWN, ERIC	10-17	1-2	8	1	1	34	21
BURNS, DENNIS	3-8	0-0	4	3	1	25	6
RICHARDSON, MARK	1-2	0-0	0	1	0	9	2
PRESTO, KEVIN	0-4	0-0	2	3	4	26	0
MORTON, JAKE	4-6	2-2	1	4	1	20	14
Randon, Joseph	3-7	0-0	2	4	1	22	6
Williams, Levertis	2-4	0-0	2	1	1	11	4
Hocker, Thomas	0-0	0-0	0	0	2	18	0
Warren, Joel	0-1	0-0	1	4	1	16	0
Ross, Joe	2-5	2-2	1	1	1	15	6
Scott, Jerome	0-2	0-0	0	0	1	4	0
TEAM TOTALS	25-56	5-6	23	22	14	200	59

FG% 1st Half 12-26 (.462), 2nd Half 13-30 (.433), Game 25-56 (.446); FT% 1st Half 5-6 (.833), 2nd Half 0-0 (.000), Game 5-6 (.833); 3-PT Goals 4-15 (.267) Morton (4); Deadball Rebounds 1.

STANFORD (12-3)	FGM-FGA	FTM-FTA	R	PF	A	MIN	TP
VLAHOV, ANDREW	1-2	0-0	2	1	2	17	2
WRIGHT, HOWARD	9-17	3-5	8	2	3	31	21
REVENO, ERIC	7-10	2-4	7	3	1	23	16
TAYLOR, TERRY	1-5	2-2	3	0	4	25	4
LICHTI, TODD	4-11	2-2	2	1	2	32	12
Keefe, Adam	5-6	6-8	8	1	2	19	16
McSweeney, Bryan	4-4	1-2	1	1	2	13	9
Meinert, Scott	2-2	0-0	4	1	5	16	5
Bruton, Derek	0-1	1-2	1	2	0	7	1
Wingate, Deshon	1-3	1-2	2	1	0	10	3
Patrick, John	1-2	2-2	1	0	1	7	4
TEAM TOTALS	35-63	20-29	40	13	22	200	93

FG% 1st Half 12-32 (.375), 2nd Half 23-31 (.742), Game 35-63 (.556); FT% 1st Half 11-16 (.688), 2nd Half 9-13 (.692), Game 20-29 (.690); 3-pt Goals 3-8 (.375) Lichti (2), Meinert; Deadball Rebounds 5.

SCORE BY PERIODS	1	2	F
Miami	30	29	59
Stanford	37	56	93

OFFICIALS: Harrington-R, Reischling-U1, Range-U2
TECHNICAL FOULS: None
ATTENDANCE: 7,330

JANUARY 24, 1989
PROVIDENCE 106, MIAMI 91
MIAMI ARENA, MIAMI, FLORIDA

PROVIDENCE (15-2)	FGM-FGA	FTM-FTA	R	PF	A	MIN	TP
RICE, GLEN	0-0	0-0	0	0	0	00	00
MILLS, TERRY	0-0	0-0	0	0	0	00	00
HUGHES, MARK	0-0	0-0	0	0	0	00	0
ROBINSON, RUMEAL	0-0	0-0	0	0	0	00	0
GRANT, GARY	0-0	0-0	0	0	0	00	0
Griffin, Mike	0-0	0-0	0	0	0	00	0
Higgins, Sean	0-0	0-0	0	0	0	00	0
Vaught, Loy	0-0	0-0	0	0	0	00	0
Stoyko, Steve	0-0	0-0	0	0	0	0	0
Tait, Bob	0-0	0-0	0	0	0	0	0
Oosterbaan, J.P.	0-0	0-0	0	0	0	0	0
TEAM TOTALS	00-00	00-00	00	00	00	200	00

FG% 1st Half 00-00 (.000), 2nd Half 00-00 (.000), Game 00-00 (.000); FT% 1st Half 0-00 (.000), 2nd Half 0-00 (.000), Game 00-00 (.000); 3-PT Goals 0-0 (.000) Higgins 0, Rice; Deadball Rebounds 0.

MIAMI (10-8)	FGM-FGA	FTM-FTA	R	PF	A	MIN	TP
BURNS, DENNIS	5-13	2-4	7	3	3	35	12
WARREN, JOEL	2-4	4-4	5	3	4	30	8
BROWN, ERIC	9-12	12-13	6	5	3	32	30
MORTON, JAKE	3-8	2-2	4	1	0	25	9
PRESTO, KEVIN	3-8	0-0	1	2	0	26	7
Randon, Joseph	4-8	3-6	1	1	2	21	11
Hocker, Thomas	2-2	2-2	5	2	2	19	7
Williams, Levertis	2-4	2-2	1	1	1	10	7
Scott, Jerome	0-0	0-0	0	0	1	2	0
TEAM TOTALS	30-59	27-33	35	18	16	200	91

FG% 1st Half 16-33 48400), 2nd Half 14-26 (.538), Game 30-59 (.508); FT% 1st Half 8-9 (.888), 2nd Half 19-24 (.791), Game 27-33 (.818); 3-pt Goals 4-10 (.400) Presto, Morton, Hocker, Willaims; Deadball Rebounds 2.

SCORE BY PERIODS	1	2	F
Providence	51	55	106
Miami	50	41	91

OFFICIALS: Moreau-R, Higgins-U1, Donato-U2
TECHNICAL FOULS: None
ATTENDANCE: 3,037

JANUARY 28, 1989
MIAMI 106, MARQUETTE 90
MIAMI ARENA, MIAMI, FLORIDA

MARQUETTE (8-7)	FGM-FGA	FTM-FTA	R	PF	A	MIN	TP
POWELL, TREVOR	2-9	1-2	9	3	2	39	5
BALDWIN, TYRONE	6-12	1-4	6	5	3	35	14
LEURCK, JOHN	3-5	0-0	1	3	0	12	6
FLORY, MIKE	5-9	2-2	1	3	1	24	14
SMITH, TONY	10-15	2-4	8	5	3	37	22
Grosse, Rod	0-2	0-0	1	3	0	5	0
Anglavar, Mark	7-14	7-7	2	3	0	26	24
Nethen, Joe	0-0	0-0	1	2	0	4	0
Candelino, Anthony	0-3	0-0	1	2	2	14	0
Krysiak, Joe	1-1	2-2	0	0	0	2	5
Wolf, John	0-1	0-0	0	0	0	1	0
McDonough, Sean	0-0	0-0	0	0	0	1	0
TEAM TOTALS	34-71	15-21	35	29	11	200	90

FG% 1st Half 15-32 (.468), 2nd Half 19-37 (.513), Game 34-71 (.479); FT% 1st Half 4-7 (.571), 2nd Half 11-14 (.785), Game 15-21 (.714); 3-PT Goals 7-17 (.411) Anglavar (3), Flory (2), Baldwin, Krysiak; Deadball Rebounds 4.

MIAMI (11-8)	FGM-FGA	FTM-FTA	R	PF	A	MIN	TP
BURNS, DENNIS	13-19	6-6	5	3	2	35	32
RANDON, JOSEPH	5-13	1-3	8	4	0	30	11
BROWN, ERIC	12-18	15-17	10	0	3	36	39
MORTON, JAKE	0-5	0-0	1	1	1	16	0
HOCKER, THOMAS	1-1	0-0	5	2	3	25	3
Williams, Levertis	2-4	0-0	2	2	2	16	6
Presto, Kevin	2-7	7-8	1	1	4	22	13
Warren, Joel	0-0	2-2	4	4	4	15	2
Scott, Jerome	0-0	0-0	1	0	0	2	0
Adams, Brandon	0-0	0-0	0	0	0	1	0
Polnitz, Reggie	0-1	0-0	0	0	0	1	0
Ross, Joe	0-0	0-0	0	1	0	1	0
TEAM TOTALS	35-68	31-36	41	18	19	200	106

FG% 1st Half 22-41 (.536), 2nd Half 13-27 (.481), Game 35-68 (.515); FT% 1st Half 7-9 (.778), 2nd Half 24-27 (.889), Game 31-36 (.861); 3-pt Goals 5-17 (.294) Williams (2), Presto (2), Hocker; Deadball Rebounds 1.

SCORE BY PERIODS	1	2	F
Marquette	36	54	90
Miami	56	50	106

OFFICIALS: Stone-R, Pitts-U1, Wood-U2
TECHNICAL FOULS: Marquette Bench
ATTENDANCE: 4,217

FEBRUARY 1, 1989
NEW MEXICO 110, MIAMI 93
MIAMI ARENA, MIAMI, FLORIDA

NEW MEXICO (13-5)	FGM-FGA	FTM-FTA	R	PF	A	MIN	TP
THOMAS, CHARLIE	11-15	6-8	9	3	2	33	28
McBURROWS, MARVIN	1-1	0-0	3	0	1	10	2
LONGLEY, LUC	9-18	4-5	13	3	3	29	22
McGEE, DARRELL	4-7	7-8	8	0	7	37	15
ROBBINS, ROB	6-13	2-2	5	2	4	31	16
Banks, Willie	5-8	5-5	2	1	5	35	15
Miller, Kurt	4-4	0-0	1	1	0	9	8
Loeffel, Rob	0-2	2-2	2	2	1	7	2
Walker, Donnie	0-0	0-0	2	0	1	6	0
Tower, Chris	1-1	0-0	0	0	0	1	2
Steffan, Tony	0-0	0-0	0	0	0	1	0
O'Gorman, Chris	0-1	0-0	0	0	0	1	0
TEAM TOTALS	41-70	26-30	50	12	24	200	110

FG% 1st Half 19-39 (.487), 2nd Half 22-31 (.709), Game 41-70 (.585); FT% 1st Half 5-6 (.833), 2nd Half 21-24 (.875), Game 26-30 (.866); 3-PT Goals 2-8 (.250) Robbins (2); Deadball Rebounds 4.

MIAMI (11-9)	FGM-FGA	FTM-FTA	R	PF	A	MIN	TP
BURNS, DENNIS	11-24	0-0	8	1	1	40	23
RANDON, JOSEPH	6-9	3-4	5	4	2	26	15
BROWN, ERIC	10-20	5-8	7	5	3	32	25
HOCKER, THOMAS	0-0	0-0	0	1	0	13	0
MORTON, JAKE	2-7	0-0	1	3	0	16	5
Presto, Kevin	4-11	0-0	1	4	4	30	11
Williams, Levertis	0-4	0-0	4	0	3	21	0
Warren, Joel	5-8	2-5	5	4	1	22	14
TEAM TOTALS	38-83	10-17	31	22	14	200	93

FG% 1st Half 10-36 (.527), 2nd Half 19-47 (.404), Game 38-83 (.457); FT% 1st Half 6-11 (.545), 2nd Half 4-6 (.667), Game 10-17 (.588); 3-pt Goals 7-24 (.292) Presto (3), Warren (2), Morton, Burns; Deadball Rebounds 0.

SCORE BY PERIODS	1	2	F
New Mexico	44	66	110
Miami	48	45	93

OFFICIALS: Dibler-R, Stubing-U1, Smith-U2
TECHNICAL FOULS: None
ATTENDANCE: 2,015

FEBRUARY 4, 1989
MIAMI 107, BRIGAHM YOUNG 86
MIAMI ARENA, MIAMI, FLORIDA

BRIGHAM YOUNG (9-10)	FGM-FGA	FTM-FTA	R	PF	A	MIN	TP
TOOLSON, ANDY	6-12	11-12	9	3	3	37	25
SCHREINER, STEVE	3-10	3-4	6	1	0	26	9
SMITH, MICHAEL	8-21	3-3	8	3	0	28	19
HAWS, MARTY	7-11	2-2	1	3	5	30	16
SANTIAGO, KEVIN	1-2	1-1	2	5	2	22	3
Astle, Alan	0-1	1-1	2	1	0	9	1
Fish, John	1-2	2-2	4	4	0	9	4
Haslop, Mark	0-1	0-0	1	1	0	12	0
Wolfe, David	0-1	0-0	0	2	0	5	0
Herring, Mike	3-6	0-2	1	1	0	17	7
Briggs, Paul	1-1	0-0	0	0	0	3	2
Andrus, Steve	0-0	0-2	2	1	0	2	0
TEAM TOTALS	30-72	23-29	41	25	10	200	86

FG% 1st Half 14-35 (.400), 2nd Half 16-37 (.432), Game 30-72 (.416); FT% 1st Half 1-6 (.166), 2nd Half 2-8 (.250), Game 3-14 (.214); 3-PT Goals 3-14 (.214) Toolson (2), Herring; Deadball Rebounds 4.

MIAMI (12-9)	FGM-FGA	FTM-FTA	R	PF	A	MIN	TP
BROWN, ERIC	9-13	13-19	8	2	3	37	31
BURNS, DENNIS	6-13	0-0	3	4	3	31	12
WYLIE, JOE	5-13	1-2	12	3	3	31	11
HOCKER, THOMAS	3-3	4-4	2	1	8	29	10
MORTON, JAKE	6-8	0-0	4	3	2	24	16
Presto, Kevin	4-7	2-2	2	4	3	16	14
Richardson, Mark	3-4	0-0	1	1	0	4	6
Williams, Levertis	0-3	0-0	0	0	2	11	0
Randon, Joseph	0-0	1-3	0	0	1	6	1
Warren, Joel	1-2	1-2	1	0	2	8	3
Scott, Jerome	1-1	1-2	1	0	0	2	3
Polnitz, Reggie	0-0	0-0	0	0	0	1	0
TEAM TOTALS	38-67	23-34	37	18	27	200	107

FG% 1st Half 19-36 (.527), 2nd Half 19-31 (.612), Game 38-67 (.567); FT% 1st Half 9-16 (.562), 2nd Half 14-18 (.777), Game 23-34 (.676); 3-pt Goals 8-16 (.500) Presto (4), Morton (4); Deadball Rebounds 6.

SCORE BY PERIODS	1	2	F
Brigham Young	41	45	86
Miami	50	57	107

OFFICIALS: Donaghy-R, Rose-U1, Gordon-U2
TECHNICAL FOULS: Wylie (UM), Brigham Young Bench
ATTENDANCE: 3,825

FEBRUARY 6, 1989
MIAMI 106, SOUTH FLORIDA 104 (2OT)
MIAMI ARENA, MIAMI, FLORIDA

SOUTH FLORIDA (6-12)	FGM-FGA	FTM-FTA	R	PF	A	MIN	TP
ALEXANDER, GARY	8-15	0-0	9	4	1	41	16
RUSSELL, BOBBY	5-6	3-4	11	2	8	43	13
SHAHID, HAKIM	7-14	1-5	16	5	1	42	15
ARMSTRONG, TONY	3-9	0-0	5	3	2	18	6
DOBRAS, RADENKO	9-15	1-2	3	5	4	43	23
Crenshaw, Andre	10-24	3-5	2	2	5	39	25
Williams, Steve	0-1	0-0	0	2	2	7	0

Risey, Chris	3-6	0-0	2	0	0	15	6
Newton, Mike	0-0	0-0	0	0	0	1	0
Shteinhaur, Tomer	0-0	0-0	0	0	0	1	0
TEAM TOTALS	45-90	8-16	54	23	23	250	104

FG% 1st Half 18-38 (.473), 2nd Half 27-52 (.519), Game 45-90 (.500); FT% 1st Half 4-7 (.571), 2nd Half 4-9 (.444), Game 8-16 (.500); 3-PT Goals 6-14 (.428) Dobras (4), Crenshaw (2); Deadball Rebounds 4.

MIAMI (13-9)	FGM-FGA	FTM-FTA	R	PF	A	MIN	TP
BROWN, ERIC	11-23	7-7	7	3	3	44	30
BURNS, DENNIS	8-20	3-4	4	2	2	46	19
WYLIE, JOE	6-11	5-8	13	4	4	45	17
HOCKER, THOMAS	2-6	0-0	1	1	5	27	6
MORTON, JAKE	2-6	2-2	3	2	0	30	7
Presto, Kevin	4-8	7-8	2	1	5	36	19
Randon, Joseph	3-3	0-2	0	0	0	10	6
Williams, Levertis	0-0	0-0	0	0	1	7	0
Warren, Joel	1-1	0-0	0	0	1	5	2
TEAM TOTALS	37-78	24-31	37	13	21	250	106

FG% 1st Half 37-78 (.600), 2nd Half 16-43 (.372), Game 37-78 (.474); FT% 1st Half 7-9 (.777), 2nd Half 17-22 (.772), Game 24-31 (.774); 3-pt Goals 8-19 (.421) Presto (4), Hocker (2), Brown, Morton; Deadball Rebounds 6.

SCORE BY PERIODS	1	2	10T	20T	F
South Florida	44	40	8	12	104
Miami	52	32	8	14	106

OFFICIALS: Housman-R, Rife-U1, Stone-U2
TECHNICAL FOULS: None
ATTENDANCE: 1,689

FEBRUARY 8, 1989
MIAMI 111, TENNESSEE TECH 101
MIAMI ARENA, MIAMI, FLORIDA

TENNESSEE TECH (10-13)	FGM-FGA	FTM-FTA	R	PF	A	MIN	TP
RODGERS, JEROME	5-11	2-2	7	4	2	40	12
WISE, EARL	13-24	2-2	6	4	3	36	30
BABIC, MILOS	11-15	5-7	12	2	1	36	27
AVERY, ANTHONY	7-18	5-5	1	3	8	38	23
MANUEL, ROD	2-7	5-6	6	4	7	36	9
Hall, Tony	0-0	0-0	1	5	2	11	0
Hayes, Lester	0-0	0-0	0	0	0	2	0
Wester, Wade	0-0	0-0	1	0	0	1	0
TEAM TOTALS	38-75	19-22	36	22	23	200	101

FG% 1st Half 22-43 (.511), 2nd Half 16-32 (.500), Game 38-75 (.506); FT% 1st Half 4-4 (1.000), 2nd Half 15-18 (.833), Game 19-22 (.863); 3-PT Goals 6-17 (.352) Avery (4), Wise (2); Deadball Rebounds 3.

MIAMI (14-9)	FGM-FGA	FTM-FTA	R	PF	A	MIN	TP
BROWN, ERIC	9-16	13-17	10	2	5	32	31
BURNS, DENNIS	12-16	0-0	6	1	5	32	24
WYLIE, JOE	11-16	0-1	6	2	2	32	22
HOCKER, THOMAS	0-1	0-0	1	0	4	20	0
MORTON, JAKE	5-10	4-4	2	4	1	29	16
Presto, Kevin	1-4	0-0	2	4	6	23	3
Richardson, Mark	0-1	0-0	1	0	0	7	0
Williams, Levertis	2-5	0-0	0	0	0	8	5
Randon, Joseph	1-3	3-4	3	2	1	8	5
Warren, Joel	2-3	0-0	4	2	1	8	5
Adams, Brandon	0-0	0-0	0	0	0	1	0
TEAM TOTALS	43-75	20-26	36	17	25	200	111

FG% 1st Half 20-37 (.541), 2nd Half 23-38 (.605), Game 43-75 (.573); FT% 1st Half 5-8 (.625), 2nd Half 15-18 (.833), Game 20-26 (.769); 3-pt Goals 5-15 (.333) Morton (2), Presto, Williams, Warren; Deadball Rebounds 3.

SCORE BY PERIODS	1	2	F
Tennessee Tech	50	51	101
Miami	47	64	111

OFFICIALS: Croft-R, Edsall-U1, Grogan-U2
TECHNICAL FOULS: Miami Bench
ATTENDANCE: 1,811

FEBRUARY 11, 1989
DEPAUL 87, MIAMI 79
ROSEMONT HORIZON ARENA, ROSEMONT, ILLINOIS

MIAMI (14-10)	FGM-FGA	FTM-FTA	R	PF	A	MIN	TP
BROWN, ERIC	9-15	9-10	10	3	2	37	27
BURNS, DENNIS	8-14	1-2	5	4	1	36	17
WYLIE, JOE	1-5	3-6	8	4	2	24	5
HOCKER, THOMAS	1-3	2-2	0	1	3	17	5
MORTON, JAKE	3-5	1-2	0	5	5	30	8
Warren, Joel	0-0	0-0	0	1	2	1	0
Williams, Levertis	1-3	0-0	2	1	2	9	3
Richardson, Mark	3-6	0-0	1	2	2	19	6
TEAM TOTALS	29-58	16-23	30	26	21	200	79

FG% 1st Half 13-25 (.520), 2nd Half 16-33 (.485), Game 29-58 (.500); FT% 1st Half 6-11 (.545), 2nd Half 10-12 (.833), Game 16-23 (.696); 3-PT Goals 5-16 (.313) Presto (2), Williams; Deadball Rebounds 3.

DEPAUL (16-9)	FGM-FGA	FTM-FTA	R	PF	A	MIN	TP
BRUNDY, STANLEY	7-11	0-2	11	4	2	31	14
PRICE, CURTIS	4-5	4-6	4	2	1	27	12
HOWARD, STEPHEN	6-12	0-1	10	4	1	31	12
GREENE, TERENCE	5-11	8-11	6	2	8	32	19
FOSTER, MELVON	2-7	0-2	0	1	0	31	4
Murphy, Chuckie	2-2	0-0	0	1	0	9	5
Niemann, Brad	4-9	2-3	0	1	0	16	13
Booth, David	2-2	0-0	3	1	0	11	4
Sowell, Charles	1-3	2-4	3	1	1	10	4
Hamby, James	1-2	0-1	1	2	0	2	2
TEAM TOTALS	34-64	16-30	44	21	20	200	89

FG% 1st Half 17-35 (.485), 2nd Half 17-29 (.531), Game 34-64 (.531); FT% 1st Half 6-7 (.857), 2nd Half 10-23 (.434), Game 16-30 (.533); 3-pt Goals 5-10 (.500) Niemann (3), Murphy, Greene; Deadball Rebounds 3.

SCORE BY PERIODS	1	2	F
Miami	35	44	79
DePaul	43	46	87

OFFICIALS: Brady-R, Bertoni-U1, Lowe-U2
TECHNICAL FOULS: None
ATTENDANCE: 10,805

FEBRUARY 14, 1989
MIAMI 79, FLORIDA ATLANTIC 74
WEST PALM BEACH AUDITORIUM
WEST PALM BEACH, FLORIDA

FLORIDA ATLANTIC (6-18)	FGM-FGA	FTM-FTA	R	PF	A	MIN	TP
BENJAMIN, DAVID	4-12	1-2	5	2	0	38	10
KANNING, DARYL	9-14	6-13	9	5	3	39	24
SCHULTZ, RAY	4-9	4-4	8	4	2	40	12
JONES, MARSHEE	1-3	1-2	2	5	4	29	3
McLIN, RON	8-15	5-10	8	3	5	40	22
Minch, Ted	0-0	0-0	0	0	3	3	0
Williams, Scott	1-1	1-2	1	0	0	11	3
TEAM TOTALS	27-54	18-33	36	19	17	200	74

FG% 1st Half 14-28 (.500), 2nd Half 13-26 (.500), Game 27-54 (.500); FT% 1st Half 5-10 (.500), 2nd Half 13-23 (.565), Game 18-33 (.545); 3-PT Goals 2-5 (.400) Benjamin, McLin; Deadball Rebounds 6.

MIAMI (15-10)	FGM-FGA	FTM-FTA	R	PF	A	MIN	TP
BROWN, ERIC	7-18	6-7	10	3	3	29	20
BURNS, DENNIS	7-15	5-6	1	2	4	32	19
RICHARDSON, MARK	3-3	0-0	7	5	0	20	6
MORTON, JAKE	4-7	2-2	2	2	2	28	11
PRESTO, KEVIN	1-6	2-3	2	3	7	35	4
Williams, Levertis	2-4	2-2	2	0	1	13	8
Wylie, Joe	2-4	1-1	6	2	0	17	5
Randon, Joseph	1-3	0-0	1	1	2	7	0
Warren, Joel	0-1	0-0	1	1	2	7	0
Scott, Jerome	1-1	2-2	0	0	1	5	4
TEAM TOTALS	28-62	20-23	37	23	21	200	79

FG% 1st Half 12-27 (.444), 2nd Half 16-35 (.457), Game 28-62 (.451); FT% 1st Half 10-12 (.833), 2nd Half 10-11 (.909), Game 20-23 (.869); 3-pt Goals 3-12 (.250) Williams (2), Morton; Deadball Rebounds 0.

SCORE BY PERIODS	1	2	F
Florida Atlantic	34	40	74
Miami	36	43	79

OFFICIALS: Wirtz-R, Corbin-U1, Elliott-U2
TECHNICAL FOULS: Kanning (FAU)
ATTENDANCE: 683

FEBRUARY 18, 1989
MIAMI 85, SOUTH FLORIDA 78
SUN DOME, TAMPA, FLORIDA

MIAMI (16-10)	FGM-FGA	FTM-FTA	R	PF	A	MIN	TP
BROWN, ERIC	10-17	5-5	10	3	2	34	25
BURNS, DENNIS	7-13	6-11	1	3	2	36	21
RICHARDSON, MARK	2-6	0-0	3	0	1	20	4
HOCKER, THOMAS	2-2	0-0	2	1	4	26	5
MORTON, JAKE	1-5	0-0	1	5	3	25	3
Presto, Kevin	0-1	4-4	2	2	4	15	4
Randon, Joseph	4-4	1-2	2	1	0	6	9
Warren, Joel	0-1	0-1	1	0	1	4	0
Wylie, Joe	4-7	0-0	6	3	0	20	8
Williams, Levertis	2-4	0-0	1	0	0	14	6
TEAM TOTALS	32-60	16-23	31	18	17	200	85

FG% 1st Half 12-32 (.375), 2nd Half 20-28 (.714), Game 32-60 (.533); FT% 1st Half 2-2 (1.000), 2nd Half 14-21 (.667), Game 16-23 (.696); 3-PT Goals 5-12 (.417) Williams (2), Burns, Morton, Hocker; Deadball Rebounds 1.

SOUTH FLORIDA (7-16)	FGM-FGA	FTM-FTA	R	PF	A	MIN	TP
ALEXANDER, GARY	2-6	4-7	5	3	2	28	8
RUSSEL, BOBBY	2-6	0-0	9	2	3	31	4
SHAHID, HAKIM	6-11	6-7	12	3	0	37	18
CRENSHAW, ANDRE	8-18	0-1	1	2	4	37	21
DOBRAS, RADENKO	9-15	3-4	8	2	7	34	26
Williams, Steve	0-1	1-2	3	2	1	6	1
Armstrong, Tony	0-4	0-0	1	1	2	12	0
Shteinhaureggie, Tomer	0-2	0-0	2	2	2	15	0
TEAM TOTALS	27-63	14-21	44	17	20	200	78

FG% 1st Half 14-30 (.467), 2nd Half 13-33 (.394), Game 27-63 (.429); FT% 1st Half 4-7 (.571), 2nd Half 10-14 (.714), Game 14-21 (.667); 3-pt Goals 10-17 (.588) Crenshaw (5), Dobras (5); Deadball Rebounds 2.

SCORE BY PERIODS	1	2	F
Miami	29	56	85
South Florida	39	39	78

OFFICIALS: Dodge-R, Wood-U1, Pitts-U2
TECHNICAL FOULS: (UM)
ATTENDANCE: 7,380

FEBRUARY 22, 1989
TEXAS 123, MIAMI 104
ERWIN CENTER, AUSTIN, TEXAS

MIAMI (16-11)	FGM-FGA	FTM-FTA	R	PF	A	MIN	TP
BROWN, ERIC	5-10	7-8	8	3	3	31	17
BURNS, DENNIS	10-19	0-0	4	2	6	34	20
RICHARDSON, MARK	7-11	0-0	2	1	1	27	14
HOCKER, THOMAS	2-5	4-4	4	2	4	25	8
MORTON, JAKE	2-7	0-0	1	3	2	16	4
Presto, Kevin	2-5	0-0	0	3	5	17	5
Randon, Joseph	3-4	5-6	4	1	0	10	11
Warren, Joel	1-2	0-2	2	2	0	5	2
Wylie, Joe	5-9	2-3	5	0	0	15	12
Adams, Brandon	1-1	0-0	3	0	0	2	2
Williams, Levertis	3-7	0-0	0	3	0	13	9
Scott, Jerome	0-2	0-0	0	2	0	5	0
TEAM TOTALS	41-82	18-23	43	22	21	200	104

FG% 1st Half 25-39 (.641), 2nd Half 16-43 (.372), Game 41-82 (.500); FT% 1st Half 2-3 (.667), 2nd Half 16-20 (.800), Game 18-23 (.782); 3-PT Goals 4-12 (.333) Williams (3), Presto; Deadball Rebounds 3.

TEXAS (20-6)	FGM-FGA	FTM-FTA	R	PF	A	MIN	TP
BLANKS, LANCE	9-21	1-3	8	2	5	40	21
HEGGS, ALVIN	11-20	0-0	9	3	1	26	22
NASSAR, JOSE	5-7	2-2	10	3	0	26	12
JEANS, COURTNEY	3-5	1-3	3	1	0	19	7
MAYS, TRAVIS	13-25	7-12	6	3	2	40	40
Wright, Joey	5-7	3-4	2	3	4	22	14
Shepard, Winn	3-5	1-2	6	2	1	14	7
Muller, George	0-1	0-0	1	1	1	3	0
TEAM TOTALS	49-91	15-26	52	18	14	200	123

FG% 1st Half 23-49 (.469), 2nd Half 26-42 (.619), Game 49-91 (.538); FT% 1st Half 4-7 (.571), 2nd Half 11-19 (.579), Game 15-26 (.577); 3-pt Goals 10-21 (.476) Mays (7), Blanks (2), Wright; Deadball Rebounds 1.

SCORE BY PERIODS	1	2	F
Miami	56	48	104
Texas	54	69	123

OFFICIALS: Tanko-R, Harvey-U1, Ranucci-U2
TECHNICAL FOULS: Burns (UM)
ATTENDANCE: 9,018

FEBRUARY 25, 1989
ORAL ROBERTS 99, MIAMI 92
MABEE CENTER, TULSA, OKLAHOMA

MIAMI (16-12)	FGM-FGA	FTM-FTA	R	PF	A	MIN	TP
BROWN, ERIC	11-15	8-10	12	4	0	35	31
BURNS, DENNIS	10-24	0-2	6	1	1	38	21
RICHARDSON, MARK	3-6	0-0	4	3	0	11	6
HOCKER, THOMAS	1-2	2-2	4	3	4	24	5
MORTON, JAKE	0-4	2-2	2	4	1	15	2
Presto, Kevin	5-11	0-1	4	2	3	25	11
Randon, Joseph	0-2	2-4	2	2	0	10	2
Warren, Joel	0-0	0-0	0	1	0	5	0
Wylie, Joe	4-10	3-6	16	3	2	20	11
Williams, Levertis	1-5	0-0	1	3	0	17	3
TEAM TOTALS	35-79	17-27	54	26	11	200	92

FG% 1st Half 23-43 (.535), 2nd Half 12-36 (.333), Game 35-79 (.443); FT% 1st Half 10-13 (.769), 2nd Half 7-14 (.500), Game 17-27 (.629); 3-PT Goals 5-17 (.294) Burns, Brown, Presto, Hocker, Williams; Deadball Rebounds 1.

ORAL ROBERTS (8-20)	FGM-FGA	FTM-FTA	R	PF	A	MIN	TP
WORKMAN, HAYWOODE	14-24	5-5	7	2	3	34	35
THOMPSON, CLARENCE	1-6	0-0	3	1	0	15	3
SUGGS, HOWARD	3-5	0-2	4	3	1	16	6
KELLEY, KIM	1-1	7-10	2	1	1	21	9
SUTTON, GREG	8-19	5-7	2	2	3	40	23
Springs, Jules	3-6	3-4	14	4	2	23	9
Jones, Ron	3-7	0-0	5	1	1	15	8
Freeman, Rufus	1-3	0-0	2	1	0	12	2
Feller, Darrin	0-0	0-0	1	1	1	5	0
Washington, Marvin	1-4	2-4	3	3	0	19	4
TEAM TOTALS	35-75	22-32	47	19	12	200	99

FG% 1st Half 18-43 (.419), 2nd Half 17-32 (.531), Game 35-75 (.467); FT% 1st Half 5-8 (.625), 2nd Half 17-24 (.708), Game 22-32 (.688); 3-pt Goals 7-27 (.259) Workman (2), Sutton (2), Jones (2); Deadball Rebounds 2.

SCORE BY PERIODS	1	2	F
Miami	57	35	92
Oral Roberts	45	54	99

OFFICIALS: Wilson-R, Cornwell-U1, Nicollerat-U2
TECHNICAL FOULS: None
ATTENDANCE: 3,103

FEBRUARY 27, 1989
MIAMI 90, DAVIDSON 78
MIAMI ARENA, MIAMI, FLORIDA

DAVIDSON (7-24)	FGM-FGA	FTM-FTA	R	PF	A	MIN	TP
GRAY, MAURICE	2-6	2-2	7	5	1	20	6
ELDER, BRUCE	9-14	4-5	4	4	4	37	24
SCHMITT, JAY	3-5	0-0	3	1	0	27	6
DENMOND, PAUL	4-13	2-4	3	3	3	36	11
FREEMAN, STERLING	0-1	0-0	0	5	0	14	0
Sellers, Bill	3-5	1-4	5	0	0	14	7
Gaines, Edward	6-9	4-4	6	1	2	22	17
Strickland, Darry	1-3	0-0	0	3	1	11	2
Drobnitch, Paul	2-3	1-2	3	3	2	17	5
Helland, Thomas	0-1	0-0	1	0	0	1	0
Harris, Jeff	0-0	0-0	0	0	0	1	0
TEAM TOTALS	30-60	14-21	34	25	13	200	78

FG% 1st Half 17-26 (.654), 2nd Half 13-34 (.382), Game 30-60 (.500); FT% 1st Half 2-4 (.500), 2nd Half 12-17 (.705), Game 14-21 (.667); 3-PT Goals 4-13 (.307) Elder (2), Denmond, Gaines; Deadball Rebounds 50.

MIAMI (17-12)	FGM-FGA	FTM-FTA	R	PF	A	MIN	TP
RICHARDSON, MARK	3-7	0-0	1	3	0	13	6
BURNS, DENNIS	9-12	2-4	4	4	3	32	20
WYLIE, JOE	6-11	3-6	8	0	3	35	15
WILLIAMS, LEVERTIS	4-8	0-1	0	1	3	27	11
PRESTO, KEVIN	1-6	1-2	0	5	5	32	4
Brown, Eric	5-12	13-15	10	1	2	28	23
Morton, Jake	1-3	0-0	0	3	0	7	3
Hocker, Thomas	1-1	2-2	2	0	2	9	4
Randon, Joseph	0-1	0-0	0	0	0	2	0
Warren, Joel	1-3	1-2	4	2	4	15	4
TEAM TOTALS	31-64	22-32	34	19	22	200	90

FG% 1st Half 18-34 (.530), 2nd Half 13-30 (.433), Game 31-64 (.484); FT% 1st Half 4-6 (.667), 2nd Half 18-26 (.692), Game 22-32 (.687); 3-pt Goals 6-17 (.352) Williams (3), Presto, Morton, Warren; Deadball Rebounds 7.

SCORE BY PERIODS	1	2	F
Davidson	38	40	78
Miami	46	44	90

OFFICIALS: Scagliotta-R, Rose-U1, Allen-U2
TECHNICAL FOULS: Davidson Bench
ATTENDANCE: 1,300

MARCH 2, 1989
MIAMI 107, SAVANNAH STATE 98
MIAMI ARENA, MIAMI, FLORIDA

SAVANNAH STATE (11-14)	FGM-FGA	FTM-FTA	R	PF	A	MIN	TP
KELLY, STEVE	11-26	4-4	10	2	2	37	26
FIELDS, KEITH	7-9	4-4	10	4	2	31	18
REID, SCOTT	3-6	0-0	3	3	0	16	6
HILL, TRACEY	3-6	2-5	1	1	5	28	8
ROPER, ANTHONY	8-20	0-0	4	3	5	36	19
Miller, Sam	2-5	1-3	4	2	1	16	5
Lovett, Fred	3-10	2-4	7	3	3	15	8
Boston, Sean	3-3	0-0	0	2	0	8	6
Williams, Kevin	1-2	0-0	0	2	0	10	2
Reese, Kenny	0-2	0-0	1	0	0	2	0
Royal, Jerry	0-0	0-0	1	0	0	1	0
TEAM TOTALS	41-89	13-20	45	22	18	200	98

FG% 1st Half 19-35 (.543), 2nd Half 22-54 (.407), Game 41-89 (.461); FT% 1st Half 8-11 (.727), 2nd Half 5-9 (.555), Game 13-20 (.650); 3-PT Goals 3-17 (.176) Roper (3); Deadball Rebounds 1.

MIAMI (18-12)	FGM-FGA	FTM-FTA	R	PF	A	MIN	TP
BROWN, ERIC	9-11	9-11	6	2	2	33	28
BURNS, DENNIS	6-12	3-5	5	3	2	31	15
WYLIE, JOE	7-8	1-3	7	5	3	21	15
WILLIAMS, LEVERTIS	6-9	0-1	3	3	3	20	17
PRESTO, KEVIN	1-4	2-2	6	2	4	31	5
Morton, Jake	4-5	0-2	0	0	3	13	9
Richardson, Mark	4-5	2-4	4	2	2	19	10
Hocker, Thomas	0-2	2-2	3	1	3	16	2
Randon, Joseph	2-3	0-0	1	1	0	7	4
Warren, Joel	1-2	0-0	0	1	4	9	2
TEAM TOTALS	40-61	19-30	36	20	26	200	107

FG% 1st Half 21-35 (.600), 2nd Half 19-26 (.730), Game 40-61 (.655); FT% 1st Half 9-13 (.692), 2nd Half 10-17 (.588), Game 19-30 (.633); 3-pt Goals 8-14 (.571) Williams (5), Brown, Presto, Morton; Deadball Rebounds 5.

SCORE BY PERIODS	1	2	F
Savannah State	47	51	98
Miami	58	49	107

OFFICIALS: Wirtz-R, Gordon-U1, Stone-U2
TECHNICAL FOULS: None
ATTENDANCE: 1,540

MARCH 6, 1989
MIAMI 89, FLORIDA INTERNATIONAL 82
MIAMI ARENA, MIAMI, FLORIDA

FLORIDA INTERNATIONAL (10-18)	FGM-FGA	FTM-FTA	R	PF	A	MIN	TP
GARCIA, DIEGO	5-15	2-4	5	4	1	35	15
JOHNSON, DOUG	7-16	1-1	9	5	4	23	15
MANNING, MARK	4-11	2-3	8	3	2	36	10
ROWE, ROBERT	4-6	0-0	3	5	5	28	9
STEWART, DWIGHT	8-14	2-4	7	4	3	35	18
Regueira, Tony	3-4	0-2	1	1	2	17	7
Lewis, Brett	1-6	0-0	2	3	4	15	3
Payne, Charles	0-1	0-0	0	0	0	2	0
Lofty, Michael	1-4	2-2	2	1	0	9	5
TEAM TOTALS	33-77	9-16	44	26	21	200	82

FG% 1st Half 15-35 (.428), 2nd Half 18-42 (.428), Game 33-77 (.428); FT% 1st Half 3-5 (.600), 2nd Half 6-11 (.545), Game 9-16 (.562); 3-PT Goals 7-20 (.350) Garcia (3), Rowe, Regueira, Lewis, Lofty; Deadball Rebounds 2.

MIAMI (19-12)	FGM-FGA	FTM-FTA	R	PF	A	MIN	TP
BROWN, ERIC	11-21	4-8	10	2	1	36	26
BURNS, DENNIS	11-19	1-3	7	3	5	38	23
RICHARDSON, MARK	3-7	0-0	11	2	2	19	6
WARREN, JOEL	2-2	1-2	3	2	2	20	6
PRESTO, KEVIN	3-9	3-4	2	1	3	28	11
Hocker, Thomas	0-0	4-4	2	0	1	9	4
Wylie, Joe	2-4	0-0	10	3	3	17	4
Williams, Levertis	1-4	0-0	0	0	3	15	3
Randon, Joseph	0-0	1-2	1	0	0	4	1
Morton, Jake	0-1	5-8	2	3	0	9	5
TEAM TOTALS	33-67	19-31	48	16	20	200	89

FG% 1st Half 19-39 (.487), 2nd Half 14-28 (.500), Game 33-67 (.493); FT% 1st Half 3-7 (.428), 2nd Half 16-24 (.667), Game 19-31 (.612); 3-pt Goals 4-14 (.285) Presto (2), Williams, Warren; Deadball Rebounds 3.

SCORE BY PERIODS	1	2	F
Florida International	36	46	82
Miami	43	46	89

OFFICIALS: Wirtz-R, Rote-U1, Nobles-U2
TECHNICAL FOULS: None
ATTENDANCE: 4,071



Head Coach Bill Foster (center) with Assistant Coaches Gary Tuell (left) and Daniel Chu.





U. of M. VARSITY BASKETBALL TEAM, 1928–1929

Top Row; Younts Solie Catha Evans Captain Rod Ashman Bleier
Sitting; Coach Tom McCann Wilkinson Mercurio Hansen Franklin Student Manager Linder
Missing from picture, Oram

UNIVERSITY OF MIAMI BASKETBALL THROUGH THE YEARS - 1926-1989

Hurricane basketball is back. In a big way.

The resurrection of the men's basketball program at the University of Miami has signalled the start of a new and exciting era in the storied history of intercollegiate athletics at the UM. The slick new edition of Miami men's basketball will develop through its infancy under the watchful eyes of nation-wide television audiences, and extensive print, radio and television coverage will assist in creating instant exposure for this young group of pioneers who dare to tackle and create history.

The road back was not an easy one for those who have thirsted for basketball in this continually prospering section of the country. Moreover, the previous path traveled by Miami basketball players, coaches and fans was dotted by flashes of brilliance, color and sometimes disappointment.

Here is a capsule summary of the sixty years of Miami basketball that have intermittently played a part in the history of the athletic program at the University and its neighboring community.

When it all began again, on November 22, 1985, the green Hurricanes were shooting to improve on an all-time record of 456 wins and 297 losses for a .606 winning percentage. And that was an impressive ledger to improve upon.

- The Hurricanes fielded a freshman team in **1926-27**, finishing 7-1 under head coach **Art Webb.**

- In **1927-28**, the first official varsity basketball team at the University of Miami posted an 8-4 mark, knocking off **Rollins 52-15** in the opener.
- Miami records list no official results from 1932 through 1938. During that period of time, representatives from the school played local AAU and church sponsored teams under coach **Tom McCann.**
- The Hurricanes returned to intercollegiate competition in the **1938-39** season, posting a 4-6 record under head coach **Hart Morris.**
- Like many other institutions across the nation, Miami dropped intercollegiate basketball during the war years of 1942 through 1945.
- In **1954**, the University named **Bruce Hale** as its head basketball coach. The retired Air Force captain and former professional basketball star held the UM



Bruce Hale (center) was hired in 1954.

head coaching post for 13 seasons, leading the Hurricane program through its glory years of intercollegiate basketball. Before the end of Hale's tenure in 1967, the Hurricanes won 220 games and lost 112 for a .663 winning percentage. Hale's first Miami team turned in a 9-11 record, but there were no other losing campaigns in the next 12 years. The streak of non-losing seasons extended into the 1968-69 season--marking 14 consecutive seasons of .500 basketball or better for the UM.

- Hale's **1959-60** club was the only UM men's basketball team to ever advance to the **NCAA Tournament.** That 1959-60 edition ran its record to 23-3 before bowing to Western Kentucky, 107-84, in the first round of the tournament.
- During that historic 1959-60 NCAA Tournament year, junior guard **Dick Hickox** became the first UM basketball player to earn All-America recognition. Hickox averaged 22.1 points per game during that season en route to becoming a member of the AP and UPI All-America teams.
- The Dick Hickox led Hurricanes of **1960-61** returned to post season play--falling in the first round of the **NIT** to **St. Louis, 58-56**. The 1960-61 squad compiled a 20-7 record.
- In **1962-63**, Miami advanced to the second round of the **NIT** before falling to **Providence 106-96**. An opening round NIT victory over St. Francis (71-70) marked the only Miami victory ever in post season play.
- From 1962 through 1965, Miami recorded three consecutive twenty-game



Dick Hickox, UM's first All American.

winning seasons, rolling up a composite record of 65-16. The star of these Hurricane glory teams was a brilliant scorer named **Rick Barry**.

- **In 1964-65, Barry** became the Hurricanes' only **consensus All-America** selection. The 6-7, 200 pound native of Rosselle Park, New Jersey led the nation in scoring with a 37.4 average in his senior season. He later went on to become the only player in basketball history to win single season scoring titles in the NCAA, the ABA, and the NBA.
- **The 1964-65 Miami squad**, led by Barry's scoring brilliance, established a new **NCAA offense record** by averaging **98.4 points per game.** The 'Canes, however, were not allowed to participate in the NCAA Tournament that year--after posting a 22-4 record--because of recruiting violations.
- Bruce Hale resigned as head coach after the 1966-67 season, and UM assistant **Ron Godfrey** assumed the head coaching responsibilities.
- **Don Curnutt** closed out his Miami baskeball career in 1970 as the Hurricanes' third and last player to receive All America recognition.
- **February 27, 1971--The last victory by a University of Miami men's basketball team** came in the second to last game of the season, a 100-94 triumph over Florida State at home in the Dinner Key Auditorium. The 'Canes shot a season high 62.5% from the floor as all five Miami starters scored in double figures.



Rick Barry averaged 37.4 points as a senior.

MIAMI (100)	FG	FT	R	PF	TP
O'Riordan, Kevin	12-7	6-6	12	5	20
Hubbard, Lee	7-5	4-2	7	3	12
Allen, Willie	15-10	4-1	11	5	21
Strong, Donald	13-6	8-6	3	2	18
Spagnolo, Bob	13-9	5-2	0	0	20
Klein, Richard	3-3	6-3	1	0	9
Law, Rick	1-0	0-0	1	0	0
	64-40	33-20	35	15	100

FLORIDA ST. (94)	FG	FT	R	PF	TP
King, Ron	18-7	3-2	8	3	16
Garrett, Rolland	11-6	4-2	4	3	14
Royals, Reggie	17-7	5-4	9	5	18
Elizy, Vernell	16-10	3-3	4	2	23
Petty, Otto	5-4	2-2	3	3	10
Samuel, Greg	2-1	2-1	1	0	3
Harris, Ron	10-4	2-2	3	1	10
	79-39	21-16	32	17	94

FSU	41	53	94	**Officials:** Copeland, Lambert
MIAMI	43	57	100	**Attendance:** 1837

- **March 1, 1971**--after posting a four year record of 47-56 at Miami, Ron Godfrey resigned his post as head basketball coach, effective following Miami's final game of the season against nationally ranked Jacksonville.
- **March 2, 1971--The last basketball game played by a University of Miami men's team** took place at the Dinner Key Auditorium where one of the largest UM home crowds in recent years turned out to see the Hurricanes host nationally-ranked Jacksonville. The Dolphins downed Miami by a 94-75 count.

MIAMI (75)	FG	FT	R	PF	TP
O'Riordan, Kevin	15-5	1-1	9	3	11
Hubbard, Lee	17-5	1-1	7	2	11
Allen, Willie	21-5	10-7	16	3	17
Strong, Donald	11-8	6-2	6	4	18
Spagnolo, Bob	13-5	0-0	2	1	10
Snell, Willie	1-1	0-0	3	2	2
Law, Rick	2-1	1-0	3	3	2
Klein, Richard	8-0	2-2	4	1	2
Kisker, David	4-1	0-0	1	1	2
	92-31	21-13	51	20	75

JACKSONVILLE (94)	FG	FT	R	PF	TP
Fleming, Ernie	17-9	6-2	13	2	20
Burrows, Pembrook	15-7	5-3	16	3	17
Gilmore, Artis	20-9	5-3	16	3	21
Fox, Harold	23-13	3-0	4	1	26
Dublin, Chip	5-2	0-0	3	2	4
Baldwin, Rusty	1-0	3-2	1	3	2
Kruer, Wayne	1-0	0-0	5	1	0
Blevins, Mike	4-2	0-0	1	1	4
Carter, Phil	0-0	2-0	0	0	0
	86-42	24-10	59	16	94

JACKSONVILLE	48	46	94	**Officials:** Pace, Canzoneri
MIAMI	43	32	75	**Attendance:** 4262

- **April 22, 1971**--The University of Miami Board of Trustees voted to drop the sport "temporarily until such time as a permanent fieldhouse can be constructed on the main campus." Sagging attendance figures and serious financial losses were also believed to contribute to the discontinuation of men's basketball at the University of Miami.
- **July 15, 1983--Sam Jankovich** was named athletic director at the University of Miami. Coming to the UM after a successful stint as the athletic director at Washington State, Jankovich immediately announced that the resurrection of men's basketball at Miami would be his primary priority in the early months of his tenure, enabling the UM to have "one of the nation's most complete and visible overall programs in the country."
- **October 12, 1983**--The University of Miami Board of Trustees unanimously voted to reinstate men's basketball at the University of Miami. The Board made the decision after reviewing a report submitted by newly hired Athletic Director Sam Jankovich which stated that men's basketball can be a revenue-producing venture. Moreover, nearly $500,000 had already been raised in support of bringing intercollegiate basketball back to the University. It was also announced that the Hurricanes would be ready to compete on the **Division I level in the 1985-86** season, and the downtown **James L. Knight Center** would serve as the home court for the reborn program.

"This is an exciting day for the University and for the athletic program," **UM President Edward T. Foote, II** said at a press conference. "And we're keeping in mind the priorities of academics first and athletics second . . . we are pleased that the changes in the economics of intercollegiate basketball allow the University to resurrect one of the country's most popular sports . . . and the rise in television income during recent years makes basketball a money-maker at universities like ours. We look forward to welcoming these Hurricanes home again."

- **March 21, 1984--Bill Foster**, a 47-year-old native of Hemingway, South Carolina was named the seventh men's basketball coach at the University of Miami. Foster came to Miami after 19 years as a head coach at three different institutions, Shorter College, North Carolina-Charlotte, and Clemson. Foster also announced on this day that **Clint Bryant**, a long time assistant at Clemson, would also join the Miami staff in a similar capacity.



Sam Jankovich and Bill Foster, March 21, 1984.

- **April 9, 1984**--Foster announced the hiring of a second assistant coach, **Seth Greenberg**, who was serving as an assistant coach to Terry Holland at the University of Virginia.
- **April 16, 1984--Tim Harvey**, a 6-10, 240-pound center, became the first basketball player to commit to the University of Miami in over 14 years. The Plainfield, New Jersey native announced tht he would transfer to Miami after spending two seasons in the Georgia Tech program.
- **July 1, 1984**--A third assistant coach was hired to complete the basketball staff as Miami native **Cesar Odio** returned home after serving as an assistant coach at his alma mater, Florida Southern College.
- **October 11, 1984**--Nearly one full year after the announcement that basketball would return to the University, Athletic Director Sam Jankovich announced that a million dollar-plus practice facility would be constructed on the Coral Gables campus. The new all purpose structure--located between the Hecht Athletic Center and the Greentree Practice Fields--would be totally funded through a gift from the **James L. Knight Charitable Trust**.

  The first phase of the 1985-86 basketball schedule was also announced on this day, and the line-up included such perennial powers as North Carolina, Georgia, Notre Dame, Marquette, and Dayton.
- **October 15, 1984**--The first men's basketball practice session in over twelve years was held on the patio in the center of campus. More than 200 members of the student body participated as Foster and his assistants searched for prospects under the warm sunshine.
- **April 24, 1985**--Foster announced that the UM's 1985-86 basketball roster will include nine freshmen, one sophomore, and one junior as the spring signing period ends for NCAA basketball.
- **August 16, 1985** – Athletic Director Sam Jankovich announced that the 1985-86 basketball schedule had been completed and that network television coverage of the Hurricane program would include two games to be broadcast by **CBS (Arizona)** and **ESPN (Notre Dame)**.

  Jankovich also announced the completion of a local television schedule **(WBFS-Channel 33)** that would bring all nine UM road games back to Miami by way of live local broadcasts. Channel 33 would also carry selected home games in the Knight Center.

  WIOD Radio, the radio voice of UM football and baseball would also carry all Hurricane basketball games during the 1985-86 season.
- **October 15, 1985** – Basketball practice officially begins at the University of Miami in the Knight Sports Complex.
- **November 12, 1985 – The Knight Sports Complex** was dedicated at a gala banquet that was held on the basketball courts of the new structure. **CBS basketball analyst Billy Packer** served as the evening's guest speaker for an event which welcomed over 500 guests to the on-campus home of Hurricane basketball. The facility now serves as the practice home to the men's and women's basketball programs while also housing the men's basketball coaching staff offices. In addition, the Knight Sports Complex enabled the athletic program to more than double the size of the existing strength room,



James L. Knight (right) addressed the crowd of more than 500 who attended the dedication ceremony of the Knight Sports Complex as James McLamore (Chairman, UM Board of Trustees) looked on.

while also providing meeting rooms and lecture rooms for all of Miami's student athletes. The structure is located between the Hecht Athletic Center and the Greentree Practice Field and Track.

- **November 22, 1985**—The brand new era of Hurricane basketball was ushered in by a young UM squad which defeated **The Citadel 85-77** in front of a sell-out crowd of 4,984 at the Knight Center. **Dennis Burns (24 points), Kevin Presto (22) and Eric Brown (21)** combined to lead the Miami offense, while **Bryan Hughes** enjoyed the distinction of scoring Miami's first point in 14 years (a free throw with 18:34 remaining in the first half).

MIAMI (85)	FG	FT	R	PF	TP
Brown, Eric	17-8	6-5	11	4	21
Burns, Dennis	22-12	0-0	4	0	24
Harvey, Tim	6-5	4-3	5	4	13
Hughes, Bryan	5-1	3-1	5	2	3
Presto, Kevin	10-8	8-6	4	3	22
Richardson, Mark	3-0	0-0	5	4	0
Roberson, Terrell	2-1	0-0	2	0	2
Hare, Terance	0-0	0-0	0	1	0
Noblet, Mike	0-0	0-0	1	1	0
	65-35	21-15	37	19	85

CITADEL (77)	FG	FT	R	PF	TP
Burgess, Craig	10-4	8-8	5	3	16
Hill, Kent	8-3	6-4	5	3	10
Hartwell, John	12-8	6-3	11	3	19
Bardo, Craig	23-9	0-0	5	4	18
Tharpe, Jimmy	11-3	5-4	1	4	10
Conroy, Ed	5-1	0-0	2	3	2
Brodway, Bill	3-0	0-0	1	0	0
Hargette, John	2-1	0-0	6	0	2
Roulston, Bill	1-0	0-0	2	0	0
Campbell, Shelton	0-0	0-0	0	0	0
Stevens, James	0-0	0-0	0	0	0
Sawyer, Richey	0-0	0-0	0	0	0
Bryant, Leon	0-0	0-0	0	0	0
	75-29	25-19	38	20	77

CITADEL	37	40	77
MIAMI	41	44	85

Officials: Tanner, Pent, Long
Attendance: 4984



Forward Dennis Burns thrilled Miami fans on opening night with six dunks.



Miami's most heralded basketball player Rick Barry addressed the Knight Center sell-out crowd of 4,984.

- **November 30, 1985** – Miami stuns 1985 NCAA Tourney participant **Georgia** with a thrilling 81-78 victory to capture the first **AMI Classic Championship** at the James L. Knight Center.

- **March 5, 1986** – An 84-62 loss to Marquette in Milwaukee closed the Hurricanes' first season since 1970-71. Miami finished the year with a **14-14 record,** giving Bill Foster his 19th non-losing record in 20 years as a collegiate head coach.
- **The 1986-87 season**—Though still considered the **"youngest team in America,"** Miami compiled a 15-16 slate – recording upset victories over Marquette, Stanford and Florida State, while losing by only four points to a Providence team that advanced to the NCAA Final Four.



Within three seasons, the brand new Miami program produced a player who moved on to the professional ranks — Tito Horford, Second Round of the 1988 NBA Draft to the Milwaukee Bucks.



The close of the 1987-88 season left the Hurricanes boasting a 17-14 record that included thrilling victories over both Providence and Virginia Commonwealth. However, a late season loss at Dayton (90-89) closed the door on Miami's post-season tournament hopes. Following the season, center Tito Horford announced his intention to enter the NBA Draft without completing his final two seasons of eligibility. The 'Canes were left with anything but a depleted roster as ten lettermen, including eight seniors, returned for the UM's fourth season of NCAA Division I competition since the rebirth of the program.

• The 1987-88 season — Thrilling victories over both Providence and Virginia Commonwealth propelled the 'Canes to continued improvement with a 17-14 record. Following the season, center Tito Horford announced his intention to enter the NBA Draft without completing his final two seasons of eligibility. Miami was left with anything but a depleted roster as ten lettermen, including eight seniors, returned for the UM's fourth season of basketball.

• April 12, 1988 — Miami announces plans to move to the new $56 million Miami Arena. Also home to the NBA's Miami Heat, the state-of-the-art basketball facility signifies a new era in the rise of South Florida basketball.

• December 10, 1988 — A UM record crowd of 6,654 watch the Hurricanes run neck-and-neck for 40 minutes with ACC powerhouse Duke. Blue Devil Danny Ferry needs a superhuman performance to stop the 'Canes as he connects on 23 of 26 shots en route to 58 points. Ferry later calls Miami "a definite top 40 team."

• January 12, 1989 — Senior Joel Warren's free throw with two seconds remaining clinch Miami's first victory over a top 20 team as the 'Canes upset the defending national champion Kansas, 87-86 at the Miami Arena.

• March 6, 1989 — The Hurricanes post a 89-82 win over Florida International in the first annual Carnival Miami Cup. The win leaves Miami with a 19-12 slate, good enough for the best record in 24 years and ten seasons at Miami.





ALL-TIME RECORDS

TEAM — GAME

Most Points: 148 vs. Rollins, 1965.
Opp: 127 by UCLA, 1970.
Other Top Scoring Games:
144 vs. Rollins, 1963
141 vs. Tampa, 1965
136 vs. Tampa, 1965
134 vs. Tampa, 1964
128 vs. Rollins, 1965
127 vs. Jacksonville, 1965
127 vs. Rollins, 1964
124 vs. Florida Southern, 1965
121 vs. LaSalle, 1964
121 vs. Florida Southern, 1960
120 vs. Rollins, 1963
120 vs. Florida Southern, 1964
120 vs. Tampa, 1966
118 vs. Florida A&M, 1970
117 vs. Jacksonville, 1966
117 vs. Jacksonville, 1964
116 vs. Florida Southern, 1963
115 vs. Oklahoma City, 1965
115 vs. Loyola of the South, 1965
113 vs. Oklahoma City, 1962
113 vs. Tampa, 1960
113 vs. Tampa, 1959

Most Points in Loss: 113 vs. Oklahoma City, 1962.
Largest Margin of Victory: 69 (148-79) vs. Rollins, 1965.
Largest Total Score: 255, Miami-136, Tampa-119, 1965.
Most Personal Fouls: 36 vs. Tampa, 1962.
Most Total Personal Fouls: 73 vs. Tampa, 1965.
Fewest Personal Fouls: 5 vs. Rollins, 1962.
Fewest Total Personal Fouls: 13 vs. Rollins, 1962.
Most Field Goals Made: 60 vs. Rollins, 1965.
Highest Field Goal Percentage: .667 (24 of 36) vs. Coppin State, 1988.
.667 (32 of 48) vs. Bethune-Cookman, 1988.
3-Point Field Goals Made: 10 vs. Oral Roberts (H), 1989.
3-Point Field Goals Attempted: 29 vs. Virginia Commonwealth, 1989.
3-Point Field Goal Percentage: .857 (5 of 6) vs. Coppin State, 1987.
Most Free Throws Made: 46 vs. Tampa, 1956.
Most Free Throws Attempted: 61 vs. Kentucky-Wesleyan, 1957.
Highest Free Throw Percentage: 1.000 (18 of 18) vs. Maryland, 1965.
.969 (32 of 33) vs. Creighton, 1964.
.938 (15 of 16) vs. Winthrop, 1986.
.933 (14 of 15) vs. Wichita State, 1988.

TEAM — SEASON

Most Victories: 23, 1960, 1963.
Most Defeats: 19, 1971.
Longest Winning Streak: 13, 1947.
Longest Losing Streak: 10, 1971.
Most Games Over 100 Points: 11, 1989.
Most Points: 2,809, 1989.
Opp: 2,778, 1989.
Highest Scoring Average: 98.4, 1965.
Opp: 96.9, 1970.
Most Rebounds: 1,559, 1963.
Opp: 1,398, 1960.
Most Field Goals Made: 1,024, 1989.
Opp: 1040, 1989.
3-Point Field Goals Made: 173, 1989.
Opp: 151, 1987.
3-Point Field Goals Attempted: 507, 1989.
Opp: 385, 1989.
3-Point Field Goal Percentage: .383 (127-332), 1987.
Opp: .408 (151-370), 1987.
Most Free Throws Made: 663, 1960.
Opp: 597, 1956.

INDIVIDUAL — GAME

Points Scored

Rick Barry vs. Rollins, 1965 59
Rick Barry vs. Tampa, 1965 55
Rick Barry vs. Florida Southern, 1965 54
Rick Barry vs. Jacksonville, 1964 52
Rick Barry vs. Tampa, 1965 51
Rick Barry vs. Oklahoma City, 1965 51
Rick Barry vs. Houston, 1965 50
Rick Barry vs. Rollins, 1964 50
Mike McCoy vs. Rollins, 1963 48
Sy Chadroff vs. Rollins, 1952 47

Field Goals Made

Rick Barry vs. Houston, 1965 21
Rick Barry vs. Rollins, 1965 20
Rick Barry vs. Rollins, 1965 20
Mike McCoy vs. Rollins, 1963 20
Rick Barry vs. Rollins, 1964 19
Rick Barry vs. Jacksonville, 1964 19
Rick Barry vs. Oklahoma City, 1965 19
Mike Wittman vs. Oklahoma City, 1965 19
Rick Barry vs. Yale, 1965 18
Wayne Beckner vs. Tampa, 1965 18
Sy Chadroff vs. Rollins, 1952 18
John Dampier vs. Army, 1964 18

3-Point Field Goals Made

Kevin Presto vs. New Mexico, 1987 6
Kevin Presto vs. Armstrong State, 1987 6
Levertis Williams vs. Savannah State, 1989 5
Kevin Presto vs. Florida, 1989 5
Levertis Williams vs. Oral Roberts (H), 1989 5
Levertis Williams vs. Florida International, 1988 5
Kevin Presto vs. Providence, 1987 5
16 occasions 4

3-Point Field Goals Attempted

Kevin Presto vs. New Mexico, 1987 12
Kevin Presto vs. Florida, 1989 11
Kevin Presto vs. Winthrop, 1987 11
Kevin Presto vs. Navy, 1987 11
Kevin Presto vs. Armstrong State, 1987 11
Levertis Williams vs. Oral Roberts (H), 1989 10
Kevin Presto vs. Kansas, 1989 9
Levertis Williams vs. Virginia Commonwealth, 1989 9
Levertis Williams vs. Duke, 1989 9
Kevin Presto vs. Providence, 1987 9
Kevin Presto vs. Penn State, 1987 9

3-Point Field Goal Percentage (Minimum 3 attempts)

Levertis Williams vs. Florida International, 1988 (5-5) 1.000
Joel Warren vs. Marist (A), 1988 (4-4) 1.000
Kevin Presto vs. Coppin State, 1987 (3-3) 1.000
Joel Warren vs. Yale, 1987 (3-3) 1.000
Kevin Presto vs. Brigham Young, 1989 (4-5) ..... .800
Jake Morton vs. Brigham Young, 1989 (4-5) ..... .800
Jake Morton vs. Stanford, 1989 (4-5) ..... .800
Levertis Williams vs. Savannah State, 1989 (5-7) ..... .714
17 occasions ..... .667

Free Throws Made

Ron Godfrey vs. Oklahoma City, 1960 22
Rick Barry vs. Florida Southern, 1965 22
Rick Barry vs. Rollins, 1965 19
Rick Barry vs. St. Joseph, 1964 19
Joe Munley vs. Kentucky-Wesleyan, 1957 17
Rick Barry vs. San Francisco, 1964 17
Rick Barry vs. St. Mary's, 1965 17
Rick Barry vs. Tampa, 1965 17
Dick Hickox vs. Stetson, 1959 16
Eric Brown vs. Marquette, 1989 15
Harry Manushaw vs. Loyola, 1959 15
Dick Miani vs. Tulane, 1956 15
Rick Barry vs. Louisville, 1963 15
Dick Hickox vs. Kentucky-Wesleyan, 1960 15
Rick Barry vs. Tampa, 1965 15
Rick Barry vs. Jacksonville, 1965 15

Rebounds
Rick Barry vs. Oklahoma City, 1965 29
Wayne Canaday vs. Bucknell, 1969 28
Rick Barry vs. Rollins, 1965 27
Harry Manushaw vs. Florida State, 1959 27
Harry Manushaw vs. Morehead State, 1959 26
Rick Barry vs. Cornell, 1963 25
Rusty Parker vs. Florida State, 1968 25
Rick Barry vs. Houston, 1965 24
Rick Barry vs. Tampa, 1965 24
Harry Manushaw vs. Toronto, 1959 24
Wayne Beckner vs. Rollins, 1963 24

INDIVIDUAL — SEASON

Points Scored (Games)
Rick Barry, 1965 (26) 973
Rick Barry, 1964 (27) 870
Eric Brown, 1989 (31) 765
Don Curnutt, 1970 (25) 709
Don Curnutt, 1969 (24) 662
Don Curnutt, 1968 (28) 635
Dick Hickox, 1960 (27) 596
Mike Wittman, 1967 (26) 585
Mike Wittman, 1966 (26) 567
Rusty Parker, 1968 (28) 558
Mike McCoy, 1963 (28) 554
Eric Brown, 1988 (30) 551
John Dampier, 1964 (30) 521

Scoring Average (Games)
Rick Barry, 1965 (26) 37.4
Rick Barry, 1964 (27) 32.1
Don Curnutt, 1970 (25) 28.4
Don Curnutt, 1969 (24) 27.6
Eric Brown, 1989 (31) 24.7
Don Curnutt, 1968 (28) 22.7
Mike Wittman, 1967 (26) 22.3
Dick Hickox, 1960 (27) 21.8
Sy Chadroff, 1952 (22) 20.9

Field Goals Made (Games)
Rick Barry, 1965 (26) 340
Rick Barry, 1964 (27) 314
Don Curnutt, 1970 (25) 283
Don Curnutt, 1968 (28) 268
Don Curnutt, 1969 (24) 262
Eric Brown, 1989 (31) 255
Mike McCoy, 1963 (28) 237
Dick Hickox, 1960 (27) 219
Mike Wittman, 1967 (26) 219
Rusty Parker, 1968 (28) 214
Dennis Burns, 1989 (31) 212
John Dampier, 1964 (27) 211

Field Goal Percentage (Minimum 175 attempts)
Eric Brown, 1989 (437) ..... .584
Eric Brown, 1988 (333) ..... .580
Rusty Parker, 1966 (254) ..... .551
Rick Barry, 1964 (572) ..... .549
Tito Horford, 1988 (326) ..... .540
Rusty Parker, 1968 (406) ..... .527
Rick Barry, 1965 (651) ..... .522
Joe Wylie, 1989 (202) ..... .520
Dennis Burns, 1989 (412) ..... .515
Dennis Burns, 1988 (400) ..... .508
Bill Soens, 1967 (352) ..... .506
Eric Brown, 1986 (346) ..... .503
Jerry Stevenson, 1968 (346) ..... .503
Mark Richardson, 1986 (246) ..... .500
Carl Stavreti, 1963 (304) ..... .500

3-Point Field Goals Made (Games)
Kevin Presto, 1987 (31) 69
Kevin Presto, 1989 (31) 54
Kevin Presto, 1988 (31) 47
Levertis Williams, 1989 (31) 46
Mike Noblet, 1987 (28) 27
Jake Morton, 1989 (29) 26
Levertis Williams, 1988 (22) 22
Bruce Moore, 1988 (31) 19
Joel Warren, 1988 (31) 16
Joel Warren, 1987 (31) 15

3-Point Field Goals Attempted (Games)
Kevin Presto, 1987 (31) 170
Kevin Presto, 1989 (31) 158
Levertis Williams, 1989 (31) 132
Kevin Presto, 1988 (31) 125
Jake Morton, 1989 (29) 70
Mike Noblet, 1987 (28) 62
Bruce Moore, 1988 (31) 59
Levertis Williams, 1988 (22) 52
Joel Warren, 1987 (31) 51
Joel Warren, 1988 (31) 42

3-Point Field Goal Percentage (Minimum 30 att.)
Mike Noblet, 1987 (27-62) ..... .435
Levertis Williams, 1988 (22-52) ..... .423
Thomas Hocker, 1989 (13-31) ..... .419
Kevin Presto, 1987 (69-170) ..... .406
Joel Warren, 1989 (13-33) ..... .394
Joel Warren, 1988 (16-42) ..... .381
Kevin Presto, 1988 (47-125) ..... .376
Jake Morton, 1989 (26-70) ..... .371
Eric Brown, 1987 (14-38) ..... .368
Levertis Williams, 1989 (46-132) ..... .348

Free Throws Made (Games)
Rick Barry, 1965 (26) 293
Eric Brown, 1989 (31) 246
Rick Barry, 1964 (27) 242
Eric Brown, 1988 (30) 161
Ron Godfrey, 1960 (27) 159
Dick Hickox, 1960 (27) 158
Mike Wittman, 1966 (26) 151
Mike Wittman, 1967 (26) 147
Gene Stage, 1957 (26) 145
Don Curnutt, 1970 (25) 143
Dick Miani, 1956 (26) 139
Don Curnutt, 1969 (24) 138

Free Throws Attempted (Games)
Rick Barry, 1965 (26) 341
Eric Brown, 1989 (31) 310
Rick Barry, 1964 (27) 287
Eric Brown, 1988 (30) 229
Willie Allen, 1971 (25) 227
Ron Godfrey, 1960 (27) 207
Mike Wittman, 1966 (26) 206
Dick Hickox, 1960 (27) 198
Willie Allen, 1970 (26) 188
Howard Keene, 1953 (21) 187
Gene Stage, 1957 (26) 186

Free Throw Percentage (Attempts)
Rick Jones, 1966 (153) ..... .876
Don Curnutt, 1970 (166) ..... .861
Rick Barry, 1965 (341) ..... .859
Rick Barry, 1964 (287) ..... .843
Dick Miani, 1956 (166) ..... .837
Rick Barry, 1963 (158) ..... .829
Wayne Beckner, 1965 (128) ..... .828
Don Curnutt, 1968 (120) ..... .825
Jack Spisak, 1963 (109) ..... .816
Don Curnutt, 1969 (170) ..... .812

20-Point Games
Eric Brown, 1989 24
Rick Barry, 1965 24
Rick Barry, 1964 24
Don Curnutt, 1970 21
Don Curnutt, 1969 21
Don Curnutt, 1968 19
Mike Wittman, 1967 17
Dick Hickox, 1960 17
Mike McCoy, 1962 14
Dennis Burns, 1989 13
Rusty Parker, 1968 13
Bill Soens, 1967 13
Rick Barry, 1963 13
Gene Stage, 1957 13
Dick Miani, 1956 13

30-Point Games
Rick Barry, 1964 19
Rick Barry, 1965 18
Don Curnutt, 1969 11

Don Curnutt, 1970 10
Eric Brown, 1989 9
Rusty Parker, 1968 5
Don Curnutt, 1968 4
Mike Wittman, 1967 4
John Dampier, 1964 4
Dick Hickox, 1960 4
Mike Wittman, 1966 3
Sy Chadroff, 1952 3

Rebounds (Games)
Rick Barry, 1965 (26) 475
Rick Barry, 1964 (27) 448
Harry Manushaw, 1959 (25) 372
Rick Barry, 1963 (24) 351
Mike McCoy, 1963 (28) 350
Mike McCoy, 1962 (26) 336
Bill Soens, 1967 (26) 330
Wayne Canaday, 1970 (26) 327
Edwin Morris, 1956 (26) 322
Harry Manushaw, 1960 (27) 321
Willie Allen, 1970 (26) 320

INDIVIDUAL — CAREER

Points Scored (FG-FT)
Rick Barry, 1963-64-65 (816-666) 2,298
Eric Brown, 1986-87-88-89 (805-633) 2,270
Don Curnutt, 1968-69-70 (813-380) 2,006
Dennis Burns, 1986-87-88-89 (690-205) 1,594
Dick Hickox, 1959-60-61 (560-409) 1,529
Ron Godfrey, 1959-60-61 (518-348) 1,384
Mike Wittman, 1965-66-67 (492-335) 1,319
Willie Allen, 1969-70-71 (482-329) 1,293
Mike McCoy, 1961-62-63 (524-183) 1,231
Gene Stage, 1956-57-58 (450-292) 1,192
Rusty Parker, 1966-67-68 (472-246) 1,190
Kevin Presto, 1986-87-88-89 (376-234) 1,156
Whitey Campbell, 1947-48-49-50 (471-134) 1,076
Julie Cohen, 1960-61-62 (388-266) 1,042
Dick Miani, 1953-54-55-56 (392-258) 1,042
Rick Jones, 1965-66-67 (374-281) 1,029
Edwin Morris, 1956-57-58 (361-308) 990
Marty Burdette, 1956-57-58 (365-260) 990
Sy Chadroff, 1950-51-52 (382-203) 967
Wayne Beckner, 1963-64-65 (386-188) 960
Junior Gee, 1965-66-67 (378-190) 946
Mackey MacDonald, 1949-50-51 (392-145) 929
William Soens, 1951-52-53 (301-249) 851
Howard Keene, 1959-60-61 (346-158) 850
Bruce Applegate, 1947-48-49-50 (322-174) 818
Abe Friedman, 1969-70 (328-136) 792
Tito Horford, 1987-88 (315-157) 783
Wayne Canaday, 1959-60-61 (265-222) 752

Field Goals Made
Rick Barry, 1963-64-65 816
Don Curnutt, 1968-69-70 813
Eric Brown, 1986-87-88-89 805
Dennis Burns, 1986-87-88-89 690
Dick Hickox, 1959-60-61 560
Mike McCoy, 1961-62-63 524
Ron Godfrey, 1959-60-61 518
Mike Wittman, 1965-66-67 492
Willie Allen, 1969-70-71 482
Rusty Parker, 1966-67-68 472
Whitey Campbell, 1946-47-48-49 471
Gene Stage, 1956-57-58 450

3-Point Field Goals Made
Kevin Presto, 1987-88-89 170
Levertis Williams, 1988-89 68
Joel Warren, 1987-88-89 44
Eric Brown, 1987-88-89 27
Mike Noblet, 1987 27
Jake Morton, 1989 26
Thomas Hocker, 1988-89 26
Dennis Burns, 1987-88-89 9
Reggie Polnitz, 1988-89 5
Joe Wylie, 1989 3

3-Point Field Goals Attempted
Kevin Presto, 1987-88-89 453
Levertis Williams, 1988-89 184
Joel Warren, 1987-88-89 126
Eric Brown, 1987-88-89 83
Jake Morton, 1989 70
Thomas Hocker, 1988-89 70
Mike Noblet, 1987 62
Dennis Burns, 1987-88-89 44
Reggie Polnitz, 1988-89 11
Joe Wylie, 1989 10

3-Point Field Goal Percentage (Minimum 50 attempts)
Mike Noblet, 1987 (27-62) ..... .435
Kevin Presto, 1987-88-89 (170-453) ..... .375
Jake Morton, 1989 (26-70) ..... .371
Thomas Hocker, 1988-89 (26-70) ..... .371
Levertis Williams, 1988-89 (68-184) ..... .370
Joel Warren, 1987-88-89 (44-126) ..... .349
Eric Brown, 1987-88-89 (27-83) ..... .325

Consecutive Games With 3-Point Field Goal
Kevin Presto, 1988-89 11
Kevin Presto, 1988 10
Kevin Presto, 1987 10
Levertis Williams, 1989 9
Jake Morton, 1989 9
Jake Morton, 1989 7
Kevin Presto, 1989 7
Kevin Presto, 1989 7
Bruce Moore, 1988 7
Kevin Presto, 1987 7

Free Throws Made
Rick Barry, 1963-64-65 666
Eric Brown, 1986-87-88-89 633
Dick Hickox, 1959-60-61 409
Eric Brown, 1986-87-88 387
Don Curnutt, 1968-69-70 380
Ron Godfrey, 1959-60-61 348
Mike Wittman, 1965-66-67 335
Willie Allen, 1969-70-71 316
Edwin Morris, 1956-57-58 308
Gene Stage, 1956-57-58 292
Rick Jones, 1965-66-67 281
Julie Cohen, 1960-61-62 266

20-Point Games
Don Curnutt, 1968-69-70 61
Rick Barry, 1963-64-65 61
Eric Brown, 1986-87-88-89 54
Dick Hickox, 1959-60-61 41
Mike Wittman, 1965-66-67 33
Willie Allen, 1969-70-71 28
Ron Godfrey, 1959-60-61 28
Dennis Burns, 1986-87-88-89 24
Mike McCoy, 1961-62-63 27
Gene Stage, 1956-57-58 22
Bill Soens, 1967-68 20
Rusty Parker, 1966-67-68 20

Rebounds
Rick Barry, 1963-64-65 1,274
Willie Allen, 1969-70-71 916
Harry Manushaw, 1959-60-61 914
Mike McCoy, 1961-62-63 857
Eric Brown, 1986-87-88-89 855
Edwin Morris, 1956-57-58 787
Ron Godfrey, 1959-60-61 767
Mike Wittman, 1965-66-67 695
Rusty Parker, 1966-67-68 675
Howard Keene, 1951-52-53 660
Wayne Canaday, 1969-70 646

Returning Players in **Bold**

LEADING SCORER YEAR BY YEAR

YEAR	PLAYER	FG	FT	TOTAL POINTS
1927-28	No record available			
1929	Rodger Ashman	49	18	116
1930-32	No record available			
1933-1938	No team			
1939	No record available			
1940	John Tobin	86	24	196
1941	John Tobin	71	27	169
1942	John Tobin	91	39	221
1943-1945	No team			
1946	Louis Edwards	53	17	123
1947	Bob Campbell	164	39	367
1948	Abe Friedman	92	37	221
1949	Bob Campbell	164	39	367
1950	Mackey McDonald	134	48	316
1951	Sy Chadroff	107	54	268
1952	Sy Chadroff	180	999	459
1953	Howard Keene	112	126	350
1954	Willie Schayowitz	95	37	227
1955	Dick Miani	114	73	301
1956	Dick Miani	186	139	511
1957	Gene Stage	158	145	461
1958	Gene Stage	137	79	353
1959	Dick Hickox	161	131	453
1960	Dick Hickox	219	158	596
1961	Dick Hickox	180	120	480
1962	Mike McCoy	199	80	478
1963	Mike McCoy	237	80	554
1964	Rick Barry	314	242	870
1965	Rick Barry	340	293	973
1966	Mike Wittman	208	151	567
1967	Mike Wittman	219	147	585
1968	Don Curnutt	268	99	635
1969	Don Curnutt	262	138	662
1970	Don Curnutt	283	143	709
1971	Willie Allen	184	129	497
1986	Eric Brown	174	112	460
1987	Eric Brown	183	114	460
1988	Eric Brown	193	161	551
1989	Eric Brown	255	246	765



Mike McCoy



Mike Wittman



Willie Allen



Eric Brown

MIAMI ALL-AMERICANS



Dick Hickox, 1960 (AP, UPI)

YEAR	G	FG-FGA	PCT	FT-FTA	PCT	REB	RPG	PTS	PPG
1958-59	25	161-378	.426	131-162	.809	98	3.9	453	18.1
1959-60	27	219-460	.476	158-198	.798	100	3.7	596	22.1
1960-61	27	180-437	.412	120-152	.788	138	5.1	480	17.8
TOTALS	**79**	**560-1275**	**.439**	**409-512**	**.799**	**336**	**4.3**	**1529**	**19.4**



Rick Barry, 1965 (Consensus)

YEAR	G	FG-FGA	PCT	FT-FTA	PCT	REB	RPG	PTS	PPG
1962-63	24	162-341	.475	131-158	.829	351	14.6	455	19.0
1963-64	27	314-572	.549	242-287	.843	448	16.6	870	32.1
1964-65	26	340-651	.522	292-341	.859	475	18.3	973	37.4
TOTALS	**77**	**816-1564**	**.522**	**665-786**	**.846**	**1274**	**16.5**	**2298**	**29.8**



Don Curnutt, 1970 (AP, UPI)

YEAR	G	FG-FGA	PCT	FT-FTA	PCT	REB	RPG	PTS	PPG
1967-68	28	268-559	.480	99-120	.825	64	2.3	635	22.7
1968-69	24	262-613	.428	138-170	.812	72	3.0	662	27.6
1969-70	25	283-644	.439	143-166	.861	54	2.2	709	28.4
TOTALS	**77**	**813-1816**	**.448**	**380-456**	**.833**	**190**	**2.5**	**2006**	**26.1**

ALL-TIME LETTERMEN

1926-27
Rodger Ashman, Larry Datha, John McGuire, Jimmy O'Brien, Harold Oram, Bob Stanton.

1927-28
Rodger Ashman, Ted Bleier, Harold Carbonneau, Larry Catha, Cliff Courtney, Alfred "Red" Franklin, Herman Lyons, John McGuire, Harold Oram, Lloyd Solie, Bob Stanton.

1928-29
Rodger Ashman, Ted Bleier, Larry Catha, John Evans, Alfred "Red' Franklin, Louis Hansen, Marion Mercurio, Lloyd Solie, Austin Younts.

1929-30
No records.

1930-31
Foster Alter, Luke Crowe, John Evans, Louis Hansen, Dan Hill, Lloyd Solie.

1931-38
Team played independent and junior colleges. No letters awarded.

1938-39
John Corcoran, Howard Davis, Eddie Dunn, Chuck Guimento, George Hamilton, Tom Hilbish, Harold Oesch.

1939-40
Gene Boyle, Howard Davis, Chuck Guimento, Tom Hilbish, Dave Konel, Joe Krutulis, John Tobin, Art Tracy, Dick Tucker.

1940-41
Alex Bazil, George Carifeo, Tom Hilbish, James Kees, Joe Krutulis, Harford Lee, Tom Scott, John Tobin, Dick Tucker.

1941-42
George Carifeo, Bob Douglas, Gene Jupin, Al Kasulin, Joe Krutulis, Andy Musante, John Tobin.

1942-45
No team during war years.

1945-46
Charles Angelus, Keith Doyle, Lou Edwards, Arthur Hagan, Harvey James, Pete Lipchick, John Mell, Phil Sistik, Charles Skalaski.

1946-47
Bob Campbell, Louis Edwards, Michael Fisher, Abe Friedman, Irvin Ibach, Kal Lutsky, Joe McNulty, Harold Schuler, Gerald Weinstein, Anthony Yovicsin.

1947-48
Bob Campbell, Bob Carroll, Don Cobb, Tony Ferrara, Abe Friedman, Ervin Ibach, Mike Ingemi, Joe McNulty, Charles, Schuyler, Gerald Weinstein.

1948-49
Bob Campbell, Donn Cobb, Tony Ferrara, Abe Friedman, Ervin Ibach, William McClellan, Mackey McDonald, Jack Ryan, Gerald Weinstein.

1949-50
Bob Campbell, Sy Chadroff, Tony Ferrara, Abe Friedman, Joe Grist, Mackey MacDonald, Jack Schneider, Gerald Weinstein, Roger Wrench.

1950-51
Sy Chadroff, Dick Focht, Joe Grist, Howard Keene, Mackey MacDonald, Jack Schneider, Roger Wrench, Mel Yanuck.

1951-52
Sy Chadroff, Richard Hoffman, Howard Keene, Jack O'Neil, Willie Schayowitz, Jack Schneider, Richard Silvis, Roger Wrench, Mel Yanuck.

1952-53
James Carson, Robert Denton, Richard Hoffman, Howard Keene, Richard Miani, Dave Nicholas, Will Schayowitz, Mel Yanuck.

1953-54
Harold Arterburn, Jim Carson, Bob Denton, Douglas Howell, Edward Klima, Richard Miani, Ernest Prieto, Willie Schayowitz.

1954-55
Harold Arterburn, James Carson, Gene Hoban, Douglas Howell, Robert Kichefski, Edward Klima, Bruce Lawrence, Richard Miani, Robert Murray, Ernest Prieto, Kenneth Ryskamp.

1955-56
Marty Burdette, Mike Friedman, Gene Hoban, Ed Klima, Stan Kojkowski, Richard Miani, Ed Morris, Nick Nugent, Ernie Prieto, Gene Stage, Bob Steiner.

1956-57
Marty Burdette, Edward Contreras, Gerald Davis, Joe Gardner, Stanley Kojkowski, Edwin Morris, Joe Munley, Gene Stage, Robert George Talbot, Mark Thistlethwaite, Pete Turonis.

1957-58
Dick Berghoff, Marty Burdette, Ed Contreras, Joe Gardner, Bob Leidy, Ed Morris, Joe Munley, Norm Nebel, Gene Stage, Bob Steiner.

1958-59
Bruce Applegate, Ed Contreras, Jerry Davis, Joe Gardner, Ron Godfrey, Dick Hickox, Dave Landis, Harry Manushaw, Norm Nebel, Martin Snider.

1959-60
Bruce Applegate, Julie Cohen, Ron Godfrey, Dod Hammond, Dick Hickox, Dave Landis, Harry Manushaw, Bruce Shapiro, Martin Snider, Jack Spisak, Chris Stavreti.

1960-61
Ken Allen, Bruce Applegate, Julie Cohen, Ron Godfrey, Dick Hickox, Harry Manushaw, Mike McCoy, Bruce Shapiro, Carl Stavreti, Chris Stavreti, Lee Woods.

1961-62
Lou Alix, Ken Allen, Julie Cohen, L. Heffer, Charles Holiber, Mike McCoy, Jack Spisak, Carl Stavreti, Chris Stavreti, Lee Woods.

1962-63
Kenny Allen, Rick Barry, Wayne Beckner, Bernie Butts, Charles Holiber, Larry Kessler, Mike McCoy, Jack Spisak, Carl Stavreti, Lee Woods.

1963-64
Rick Barry, John Bates, Wayne Beckner, Bernie Butts, John Dampier, Bob Green, Charles Grob, Stewart Marcus, Don Patrican.

1964-65
Rick Barry, Wayne Beckner, John Dampier, Junior Gee, Bob Green, Charles Grob, Rick Jones, Stewart Marcus, Don Patrican, Mike Volkman, Mike Wittman.

1965-66
John Bates, Junior Gee, Bob Green, Charles Grob, Rick Jones, Stewart Marcus, Rusty Parker, Don Patrican, Dan Rodgers, Mike Volkman, Mike Wittman.

1966-67
John Bates, Junior Gee, Bob Green, Rick Jones, Tom Masters, Charles Noti, Rusty Parker, Dan Rodgers, Bill Soens, Mike Wittman.

1967-68
Dennis Cantrell, Don Curnutt, Tom Green, Charles Hanley, Mike Hutslar, Tom Masters Charles Noti, Rusty Parker, Dan Rodgers, Bill Soens, Jerry Stevenson.

1968-69
Willie Allen, Wayne Canaday, Dennis Cantrell, Don Curnutt, Tom Green, Mike Hutslar, Tom Masters, John Osbourne, Jerry Stevenson, Ron Welch.

1969-70
Willie Allen, Wayne Canaday, Dennis Cantrell, Don Curnutt, Charles Gay, Mike Hutslar, Rick Law, Bob Nylin, John Osbourne, Robert Spagnolo, Ron Welch.

1970-71
Willie Allen, Lionel Harris, Lee Hubbard, David Kisker, Richard Klein, Rick Law, Kevin O'Riordan, Willie Snell, Robert Spagnolo, Donald Strong, Brian Westover.

1971-85
No team.

1985-86
Eric Brown, Dennis Burns, Tim Dawson, Darrell Glenn, Tim Harvey, Bryan Hughes, Mike Noblet, Kevin Presto, Mark Richardson, Terrell Roberson, Bob Schneckenberg, Joel Warren.

1986-87
Eric Brown, Dennis Burns, Tim Dawson, Tim Harvey, Tito Horford, Lemuel Howard, Bryan Hughes, Mike Noblet, Kevin Presto, Mark Richardson, Bob Schneckenberg, Joel Warren.

1987-88
Eric Brown, Dennis Burns, Tim Dawson, Thomas Hocker, Tito Horford, Bruce Moore, Kevin Presto, Reggie Polnitz, Mark Richardson, Joe Ross, Joel Warren, Levertis Williams.

1988-89
Brandon Adams, Eric Brown, Dennis Burns, Thomas Hocker, Bruce Moore, Jake Morton, Reggie Polnitz, Kevin Presto, Joseph Randon, Mark Richardson, Joe Ross, Jerome Scott, Joel Warren, Levertis Williams, Joe Wylie.



Jake Morton

HEAD COACHING RECORDS

Coach, seasons, (years)	Won	Lost	Pct.
Art Webb, 3 seasons (1926-28, 1930-31)	18	12	.600
Tom McCann, 2 seasons (1928-29, 1931-32)	30	7	.811
Hart Morris, 10 seasons (1938-42, 1946-52)	119	82	.592
W.H. Steers, 1 season (1945-46)	8	5	.615
Dave Wike, 2 seasons (1952-54)	14	22	.389
Bruce Hale, 13 seasons (1954-67)	220	112	.663
Ron Godfrey, 4 seasons (1967-71)	47	57	.452
Bill Foster, 4 seasons (1985-89)	65	56	.537
TOTALS (39 seasons)	**521**	**353**	**.596**

YEARLY BASKETBALL RESULTS

				Points Scored		
Year	W	L	PCT	Miami	Opponents	Head Coach
1926-27*	7	1	.875	348	170	Art Webb
1927-28	8	4	.667	406	310	Art Webb
1928-29	13	6	.684	670	419	Tom McCann
1930-31	3	7	.300	252	331	Art Webb
1931-32#	17	1	.944	816	456	Tom McCann
1938-39	4	6	.400	372	422	Hart Morris
1939-40	8	12	.400	716	824	Hart Morris
1940-41	10	6	.625	707	654	Hart Morris
1941-42	9	7	.563	628	570	Hart Morris
1942-45	No teams during war years					
1945-46	8	5	.615	560	568	W.H. Steers
1946-47	20	7	.769	1400	1192	Hart Morris
1947-48	11	7	.611	997	902	Hart Morris
1948-49	19	8	.704	1633	1515	Hart Morris
1949-50	14	9	.609	1446	1393	Hart Morris
1950-51	10	12	.455	1487	1520	Hart Morris
1951-52	14	8	.636	1687	1438	Hart Morris
1952-53	9	12	.429	1503	1502	Dave Wike
1953-54	5	10	.333	1015	1161	Dave Wike
1954-55	9	11	.450	1555	1544	Bruce Hale
1955-56	14	12	.539	2170	2115	Bruce Hale
1956-57	13	13	.500	2029	2167	Bruce Hale
1957-58	14	8	.636	1741	1641	Bruce Hale
1958-59	18	7	.720	2190	2029	Bruce Hale
1959-60	23	4	.852	2427	2192	Bruce Hale
1960-61	20	7	.741	2230	2036	Bruce Hale
1961-62	14	12	.539	2069	2045	Bruce Hale
1962-63	23	5	.821	2509	2201	Bruce Hale
1963-64	20	7	.741	2575	2352	Bruce Hale
1964-65	22	4	.846	2558	2190	Bruce Hale
1965-66	15	11	.577	2271	2208	Bruce Hale
1966-67	15	11	.577	2126	2091	Bruce Hale
1967-68	17	11	.607	2368	2419	Ron Godfrey
1968-69	14	10	.583	1985	2048	Ron Godfrey
1969-70	9	17	.346	2293	2521	Ron Godfrey
1970-71	7	19	.269	2143	2373	Ron Godfrey
1985-86	14	14	.500	2006	2131	Bill Foster
1986-87	15	16	.491	2332	2335	Bill Foster
1987-88	17	14	.548	2453	2400	Bill Foster
1988-89	19	12	.613	2809	2778	Bill Foster
TOTALS	521	353	.596	63,482	61,163	

*First year UM played all freshmen opponents.
#Played no senior colleges.

SERIES RESULTS VS. ALL OPPONENTS

Agoga (2-0)
1928-29 W 49-19
1928-29 W 63-33

Akron (0-1)
1956-57 L 80-106

Alabama (0-1)
1968-69 L 72-85

Alabama State (1-0)
1987-88 W 110-107 (h)

Alaska-Anchorage (0-1)
1987-88 L 77-78 (a)

Albany Ga. Blues (0-1)
1938-39 L 35-53

Alumni (1-0)
1941-42 W 52-32

American University (2-1)
1970-71 L 82-93
1985-86 W 73-64 (h)
1987-88 W 104-70 (n)

Arizona (0-1)
1985-86 (OT) L 74-81 (h)

Armstrong State (1-0)
1986-87 W 97-47 (h)

Army (3-0)
1957-58 W 92-82
1960-61 W 82-75
1963-64 W 79-71

Auburn (1-0)
1966-67 W 87-73

Banana River A.F. (1-0)
1946-47 W 68-48

Baptist (1-0)
1985-86 W 71-60 (h)

Bethune-Cookman (1-0)
1988-89 W 88-72 (h)

Boca Chica (1-0)
1951-52 W 90-53

Boca Raton AAF (1-2)
1945-46 L 40-55
1945-46 L 41-48
1946-47 W 61-43

Boston College (1-0)
1962-63 W 72-69

Boston University (1-0)
1965-66 W 81-60

Bowling Green State (0-1)
1951-52 L 67-78

Boynton (1-0)
1939-40 W 41-29

Bradley (1-0)
1955-56 W 80-73

Brandeis (0-1)
1953-54 L 48-68

Brigham Young (3-2)
1959-60 W 110-93
1960-61 L 80-112
1987-88 L 86-99 (h)
1988-89 W 107-86 (h)

Brooklyn College (2-0)
1985-86 W 102-93 (h)
1986-87 W 83-64 (h)

Brown University (1-1)
1967-68 W 72-71
1985-86 L 61-62 (h)

Bucknell (2-0)
1968-69 W 89-84
1969-70 W 93-88

Centenary (2-2)
1959-60 L 77-84
1960-61 W 86-74
1969-70 W 94-78
1969-70 L 86-107

Central Florida (2-0)
1986-87 W 64-54 (h)
1987-88 W 100-80 (h)

Checker Cab (1-0)
1948-49 W 73-33

Church League All Stars (1-0)
1928-29 W 68-23

The Citadel (1-1)
1958-59 L 77-93
1985-86 W 85-77 (h)

Cincinnati (1-0)
1946-47 W 57-54

City College Charleston (1-0)
1946-47 W 56-52

City Hall (1-0)
1928-29 W 28-20

Clemson (0-3)
1955-56 L 96-98
1958-59 L 61-66
1966-67 L 64-73

Coast Guard (2-0)
1945-46 W 46-45
1945-46 W 52-45

Colgate (1-0)
1987-88 W 96-68 (h)

Colorado (0-1)
1956-57 L 66-73

Columbia University (0-1)
1952-53 L 59-65

Coppin State (2-0)
1986-87 W 115-76 (h)
1987-88 W 64-54 (h)

Cornell (1-0)
1962-63 W 94-74

Creighton (2-2)
1963-64 L 94-124
1965-66 W 91-81
1967-68 W 106-93
1970-71 L 84-104

Culver-Stockton (1-0)
1951-52 W 68-54

Dartmouth (2-1)
1950-51 W 61-52
1967-68 W 100-81
1986-87 L 86-88 (h)

Davidson (1-0)
1988-89 W 90-78 (h)

Dayton (0-7)
1956-57 L 48-87
1966-67 L 79-80
1967-68 L 60-98
1970-71 L 77-91
1985-86 L 68-79 (a)
1986-87 L 78-92 (h)
1987-88 L 89-90 (a)

DePaul (0-2)
1987-88 L 82-101 (h)
1988-89 L 79-87 (a)

Duke (1-4)
1962-63 W 71-69
1985-86 L 82-104 (a)
1986-87 L 67-74 (h)
1987-88 L 69-107 (a)
1988-89 L 102-117 (h)

Duquesne (2-1)
1964-65 W 99-95
1969-70 L 88-94
1987-88 W 84-73 (n)

Eastern Airlines (1-0)
1939-40 W 30-25

Eastern Illinois (1-1)
1948-49 L 73-89
1988-89 W 83-68 (n)

Eastern Kentucky (1-0)
1967-68 W 93-87

Eglin Field (0-1)
1952-53 L 64-66

Elon (0-1)
1939-40 L 30-58

Fairfield (0-1)
1985-86 L 47-56 (h)

Fairleigh Dickinson (1-1)
1986-87 L 70-73 (n)
1987-88 W 81-68 (h)

Florida (20-21)
1927-28 W 40-39 (a)
1939-49 L 23-36 (a)
1939-40 L 26-53 (a)
1940-41 L 35-48 (h)
1940-41 L 50-62 (h)
1941-42 L 31-47 (a)
1941-42 L 34-37 (a)
1946-47 W 36-33 (h)
1946-47 W 39-35 (h)
1946-47 L 28-42 (a)
1946-47 L 28-61 (a)
1947-48 W 67-50 (h)
1947-48 L 55-58 (h)
1947-48 L 50-72 (a)
1947-48 W 52-49 (a)
1948-49 W 75-65 (h)
1948-49 W 44-42 (h)
1948-49 L 56-90 (a)
1948-49 W 60-50 (a)
1949-50 L 53-60 (h)
1949-50 L 46-66 (a)
1950-51 L 71-78 (h)

1950-51	L	61-71 (a)
1951-52	L	65-69 (a)
1951-52	W	76-68 (h)
1952-53	W	75-73 (h)
1952-53	L	56-78 (a)
1953-54	W	85-75 (h)
1953-54	L	52-75 (a)
1954-55	L	61-70 (h)
1954-55	L	68-80 (a)
1955-56	L	69-74 (h)
1955-56	L	85-87 (a)
1956-57	L	65-89 (h)
1956-57	L	63-98 (a)
1957-58	L	64-73 (h)
1957-58	L	70-75 (a)
1958-59	W	92-82 (h)
1958-59	L	70-85 (a)
1959-60	W	79-77 (h)
1959-60	W	70-65 (a)
1960-61	W	93-74 (h)
1960-61	L	73-81 (a)
1961-62	W	66-61 (h)
1961-62	L	62-74 (a)
1962-63 (OT)	W	91-87 (h)
1962-63	W	86-77 (a)
1963-64	W	95-79 (h)
1963-64	L	91-114 (a)
1964-65	W	67-58 (h)
1964-65	L	69-86 (a)
1965-66	L	66-77 (h)
1965-66	L	66-111 (a)
1966-67	L	88-113 (h)
1966-67	L	57-73 (a)
1968-69	L	62-111 (h)
1985-86	L	64-81 (h)
1985-86	L	53-75 (a)
1986-87	L	60-99 (a)
1987-88	L	73-83 (h)
1988-89	L	81-101 (a)

Florida A&M (3-0)

1967-68	W	108-98
1968-69	W	94-91
1969-70	W	118-111

Florida Atlantic (1-0)

1988-89	W	79-74 (n)

Florida International (3-0)

1986-87	W	102-81 (h)
1987-88	W	92-76 (h)
1988-89	W	89-82 (h)

Florida Southern (56-8)

1927-28	L	26-40 (a)
1927-28	W	38-18 (h)
1928-29	L	15-39 (a)
1928-29	W	36-29 (h)
1930-31	W	27-24 (h)
1930-31	L	21-40 (a)
1939-40	W	43-42 (a)
1939-40	W	37-30 (a)
1940-41	W	57-43 (a)
1940-41	W	41-33 (h)
1940-41	L	38-50 (h)
1941-42	W	41-21 (h)
1941-42	W	40-25 (h)
1941-42	W	41-34 (a)
1941-42	W	38-32 (a)
1945-46	W	45-40 (h)
1945-46	W	53-47 (h)
1945-46	W	46-43 (a)
1946-47	W	38-25 (h)
1946-47	L	37-41 (h)
1946-47	W	55-43 (a)
1946-47	W	61-43 (a)
1947-48	L	50-59 (a)
1947-48	W	52-43 (a)
1947-48	W	76-44 (h)
1947-48	W	59-42 (h)
1948-49	W	68-47 (a)
1948-49	W	68-57 (a)
1949-50	W	69-59 (h)
1949-50	W	59-49 (h)
1950-51	W	64-61 (a)
1951-52	W	106-43 (h)
1951-52	W	58-41 (a)
1953-54 (2OT)	W	77-70 (a)
1954-55	W	58-44 (h)
1954-55	W	73-71 (a)
1955-56	W	92-80 (h)
1955-56	W	91-90 (a)
1956-57	W	84-69 (h)
1956-57	L	85-95 (a)
1957-58	W	84-69 (a)
1957-58	W	76-58 (h)
1958-59	W	107-80 (h)
1958-59	W	79-76 (a)
1959-60	W	88-71 (a)
1959-60	W	121-85 (h)
1960-61	W	87-54 (h)
1960-61	W	92-80 (a)
1961-62	W	96-67 (h)
1961-62	W	82-73 (a)
1962-63	W	116-93 (h)
1962-63	W	99-83 (a)
1963-64	W	85-78 (a)
1963-64	W	120-79 (h)
1964-65	W	124-93 (h)
1964-65	W	94-82 (a)
1965-66	W	89-66 (h)
1965-66	W	101-80 (a)
1966-67	W	102-72 (h)
1966-67	W	55-49 (a)
1967-68	W	94-76 (a)
1968-69	W	87-83 (a)
1969-70	W	103-92 (a)
1970-71 (OT)	L	95-96 (h)

Florida State University (24-25)

1950-51	W	80-61 (h)
1950-51	W	79-65 (h)
1951-52	W	93-56 (h)
1951-52	W	76-63 (a)
1951-52	L	70-73 (h)
1952-53	W	93-65 (h)
1952-53	L	75-81 (a)
1953-54	W	78-61 (h)
1953-54	L	69-76 (a)
1954-55	L	66-71 (a)
1954-55	L	80-86 (h)
1955-56	L	76-78 (a)
1955-56	W	91-85 (h)
1956-57	W	85-77 (a)
1956-57	W	98-82 (h)
1957-58	L	70-71 (a)
1957-58	W	86-66 (h)
1958-59	W	85-79 (h)
1958-59	L	69-93 (a)
1958-59	W	92-85 (h)
1959-60	W	93-91 (a)
1959-60	W	107-89 (h)
1960-61	L	78-89 (a)
1960-61	W	75-73 (h)
1961-62	L	60-65 (a)
1961-62	L	80-83 (h)
1962-63 (OT)	L	74-77 (a)
1962-63	W	99-70 (h)
1963-64	L	78-80 (a)
1963-64	W	82-80 (h)
1964-65	L	66-67 (a)
1964-65	W	82-75 (h)
1965-66	L	62-78 (a)
1965-66	W	112-90 (h)
1966-67	L	60-61 (a)
1966-67	W	110-90 (h)
1967-68	L	93-122 (a)
1967-68	W	96-84 (h)
1968-69	L	84-111 (h)
1968-69	L	81-86 (a)
1968-69	L	86-89 (h)
1969-70	L	63-104 (a)
1969-70	L	96-112 (h)
1970-71	L	106-114 (a)
1970-71	W	100-94 (h)
1985-86	W	83-75 (h)
1985-86	L	72-90 (a)
1986-87	W	63-57 (h)
1986-87	L	84-108 (a)

Ft. Lauderdale NAS (0-1)

1945-46	L	31-32

Furman (0-2)

1951-52	L	53-55
1954-55	L	74-91

Georgetown (1-2)

1954-55	W	84-81
1987-88	L	78-82 (h)
1988-89	L	79-112 (a)

George Washington (0-1)

1970-71	L	81-83

Georgia (1-1)

1938-39	L	19-41
1985-86	W	81-78 (h)

Georgia State (1-0)

1985-86	W	82-72 (h)

Georgia Tech (1-1)

1952-53	W	82-60
1966-67	L	84-90

Hartford (1-0)

1985-86	W	66-62 (h)

University of Havana (5-1)

1927-28	W	38-14
1928-29	L	22-26
1938-39	W	38-34
1938-39	W	46-40
1948-49	W	73-57
1948-49	W	66-53

Hawaii (2-1)

1967-68	W	102-83
1967-68	L	76-110
1968-69	W	84-82

Hofstra (1-0)

1985-86	W	70-63 (h)

Holy Cross (1-0)

1960-61	W	77-71

Houston (5-9)

1955-56	L	77-95
1956-57	W	67-63
1959-60	W	72-63
1959-60	L	79-88
1960-61	W	89-78
1961-62	L	69-80
1962-63	W	71-70
1963-64	L	83-93
1964-65	W	103-91
1965-66	L	96-111
1966-67	L	86-105
1967-68	L	64-106
1969-70	L	98-118
1970-71	L	93-99

Illinois (0-1)

1968-69	L	76-86

Iona (1-0)

1959-60	W	69-67

Jacksonville Navy (1-1)

1941-42	W	44-18
1941-42	L	25-46

Jacksonville University (22-6)

1957-58	W	89-87 (h)
1957-58	L	72-86 (h)
1958-59	W	64-62 (a)
1958-59	W	95-93 (h)
1959-60	W	106-98 (h)
1959-60 (OT)	W	78-70 (a)
1960-61 (OT)	W	93-84 (a)
1960-61	W	96-80 (h)
1961-62	W	93-80 (h)
1961-62	W	90-89 (a)
1962-63	W	103-91 (a)
1962-63	W	112-105(h)
1963-64	W	97-92 (a)
1963-64	W	117-92 (h)
1964-65	W	86-82 (a)
1964-65	W	127-99 (h)
1965-66	L	69-71 (a)
1965-66	W	117-104 (h)
1966-67	W	75-70 (a)
1966-67	W	106-86 (h)
1967-68	W	72-67 (a)
1967-68	W	76-75 (h)
1968-69	W	94-87 (a)
1968-69	W	95-86 (h)
1969-70	L	87-121 (a)
1969-70	L	97-108 (h)
1970-71	L	82-124 (a)
1970-71	L	75-94 (h)

Jewish Prog. AA-Atlanta (0-1)

1938-39	L	24-39

Junior C. of C. (1-1)

1928-29	W	25-24
1928-29	L	23-28

Kansas (1-1)

1986-87	L	47-82 (a)
1988-89	W	87-86 (h)

Kentucky (0-1)

1956-57	L	75-114

Kentucky Wesleyan (4-1)

1955-56	L	82-86
1956-57	W	100-95
1957-58	W	96-78
1958-59	W	69-64
1959-60	W	104-95

Key West Navy (1-0)

1951-52	W	85-55

Lafayette (1-0)

1970-71	W	78-85

LaSalle (4-9)

1950-51	L	84-95
1950-51 (OT)	W	77-75
1960-61	L	74-88
1961-62	L	61-73
1962-63	L	76-78
1963-64	W	121-99
1964-65	L	86-90
1965-66	W	108-102
1966-67	L	82-99
1967-68	L	84-92
1968-69	L	71-96
1969-70	W	103-96
1970-71	L	77-97

Lehigh (1-0)

1970-71	W	74-67

Long Island (1-0)

1988-89	W	102-66 (h)

Louisiana State University (2-1)

1950-51	W	68-62
1952-53	L	58-86
1957-58	W	73-65

Louisville (2-5)

1950-51	L	60-73
1952-53	L	74-84
1956-57	L	60-89
1960-61	W	71-69
1961-62	L	59-77
1962-63	W	94-84
1965-66 (OT)	L	84-85

Loyola (N.O.) (9-7)

1952-53	L	54-71
1955-56	W	83-82
1957-58	L	62-76
1957-58	W	89-82
1958-59	W	93-84
1959-60	W	86-70
1960-61	W	65-61
1961-62	L	70-113
1963-64 (OT)	W	97-90
1964-65	W	115-86
1965-66	L	76-89
1966-67	W	68-66
1967-68	L	84-86
1968-69	W	89-80
1969-70	L	84-98
1970-71	L	88-107

Manhattan (1-0)

1985-86	W	79-61 (h)

Marist (1-1)

1987-88 (OT)	W	79-76 (a)
1987-88	L	62-73 (h)

Marquette (2-2)

1985-86	L	62-84 (a)
1986-87 (OT)	W	91-89 (h)
1987-88	L	51-65 (a)
1988-89	W	106-90 (h)

Marshall (1-1)

1941-42	L	33-37
1970-71	W	89-88

Maryland (4-4)

1948-49	L	42-43
1948-49	W	58-48
1953-54	L	57-63
1961-62	L	68-71
1964-65	W	80-73
1967-68	W	93-73
1968-69	W	92-85
1970-71	L	77-111

Maryland-Baltimore County (1-0)

1987-88	W	75-56 (h)

Maryland-Eastern Shore (3-0)

1985-86	W	77-55 (h)
1986-87	W	88-66 (h)
1988-89	W	108-80 (h)

McDill Field (2-0)

1945-46	W	54-50
1947-48	W	67-48

Mediterranean A.S. (1-0)

1945-46	W	46-41

Memphis State (2-3)

1955-56	L	71-79
1963-64	W	78-69
1965-66	L	72-86
1966-67	W	88-63
1967-68	L	44-67

Mercer (0-1)

1938-39	L	37-56

Miami Beach (1-0)

1928-29	W	66-18

Miami Beach All-Stars (1-0)

1952-53	W	70-45

Miami Beach Canoe Club (2-0)

1927-28	W	52-21
1927-28	W	18-9

Miami University (5-3)

1946-47	L	44-60
1954-55	L	73-75
1958-59 (OT)	L	87-89
1959-60	W	83-78
1960-61 (OT)	W	102-100
1961-62	W	83-73
1964-65	W	100-85
1968-69	W	74-68

Michigan (0-1)

1987-88	L	76-109 (n)

Mississippi (2-0)

1949-50	W	82-67
1949-50	W	55-43

Mississippi College (1-0)

1955-56	W	89-84

Mississippi Southern (1-1)

1955-56	L	61-63
1956-57	W	85-78

Mississippi State (0-1)

1957-58	L	64-66

Monmouth (0-1)

1987-88 (OT)	L	62-64 (h)

Morehead State (4-3)

1946-47	W	61-56
1955-56	L	89-102
1958-59	W	102-85
1960-61	W	85-70
1961-62	L	81-107
1968-69 (OT)	W	92-91
1970-71	L	75-76

Mount St. Mary's (1-0)

1966-67	W	86-83

Muffets (2-0)

1948-49	W	69-51
1949-50	W	78-37

Murray State (2-1)

1952-53	L	65-69
1959-60	W	92-80
1961-62	W	69-67

Navy (0-1)

1986-87	L	62-78 (n)

Navy Rec. Barracks (0-1)

1945-46	L	43-46

Nebraska (1-1)

1951-52	W	70-60
1970-71	L	58-85

Nevada (1-1)

1963-64 (OT)	W	81-78
1965-66	L	79-89

New Mexico (0-2)

1986-87	L	78-87 (a)
1988-89	L	93-110 (h)

New Orleans (0-2)

1985-86	L	57-64 (a)
1985-86	L	75-85 (h)

New York University (1-1)

1954-55	L	67-74
1967-68	W	102-91

Niagara (1-0)

1964-65	W	74-67

North Carolina (0-3)

1949-50	L	53-55
1949-50	L	51-66
1986-87	L	77-122 (a)

North Carolina State (0-1)

1939-40	L	35-46

Notre Dame (0-2)

1985-86	L	73-126 (h)
1986-87	W	49-65 (a)

Ohio State (0-1)

1953-54	L	81-106

Ohio University (1-1)

1965-66	W	105-100
1969-70	L	74-99

Oklahoma City (5-4)

1957-58	W	83-66
1959-60	W	97-84
1961-62 (OT)	L	113-118
1964-65	W	115-92
1966-67	W	111-109
1969-70	L	90-91
1970-71	L	91-94
1970-71	W	90-87
1970-71	L	75-88

Old Dominion (1-0)

1988-89	W	77-76 (n)

Oral Roberts (1-1)

1988-89	W	108-103 (h)
1988-89	L	92-99 (a)

Oregon State (0-1)

1969-70	L	81-86

Pennsylvania (4-3)

1947-48	L	46-53
1949-50	W	64-62
1949-50	W	53-51
1951-52	L	64-89
1953-54	L	54-67
1966-67	W	82-78
1988-89	W	102-69 (n)

Penn State (0-1)

1986-87	L	61-74 (h)

Pensacola NAS (2-0)

1946-47	W	69-50
1946-47	W	64-36

Pepperdine (0-1)

1969-70 (OT)	L	90-93

Pi Chi (2-0)

1939-40	W	42-29
1940-41	W	45-27

Pittsburgh (7-4)

1947-48	W	43-40
1948-49	W	58-52
1948-49	L	48-80
1950-51	L	56-81
1954-55	L	72-78
1958-59	L	65-69
1962-63	W	86-85
1964-65	W	85-71
1967-68	W	100-84
1968-69	W	72-70
1969-70	W	85-67

Ponce de Leon (0-1)

1928-29	L	11-12

Princeton (1-1)

1948-49	W	37-35
1948-49	L	55-62

Providence (2-3)

1962-63	W	82-75
1962-63	L	96-106
1986-87	L	88-92 (h)
1987-88	W	83-77 (a)
1988-89	L	91-106 (h)

Purdue (0-1)

1987-88	L	82-110 (n)

Radford (1-0)

1986-87	W	66-62 (n)

Redland (1-0)

1928-29	W	42-11

Rhode Island (4-0)

1961-62	W	80-70
1962-63	W	88-80
1963-64	W	105-88
1969-70	W	105-95

Rider (1-0)

1985-86	W	81-58 (h)

Rio Grande (0-1)

1953-54	L	88-89

Rollins (35-13)

1927-28	W	52-15 (h)
1927-28	L	21-32 (a)
1928-29	W	34-15 (h)
1928-29	W	34-13 (a)
1930-31	L	22-32 (h)
1930-31	W	41-39 (h)
1930-31	L	36-39 (a)
1930-31	L	22-26 (a)
1938-39	W	48-29 (h)
1938-39	L	45-49 (h)
1938-39	W	52-39 (a)
1938-39	L	28-42 (a)
1939-40	L	50-51 (h)
1939-40	L	25-38 (h)
1939-40	L	49-56 (a)
1939-40	W	50-49 (a)
1940-41	W	55-29 (h)
1940-41	W	57-41 (h)
1940-41	W	44-35 (a)
1949-50	W	70-54 (a)
1950-51	L	58-59 (a)
1950-51	W	79-54 (h)
1951-52	L	63-78 (a)
1951-52	W	98-61 (h)
1952-53	W	68-60 (a)
1952-53	W	95-69 (h)
1953-54	L	71-85 (a)
1954-55	W	77-69 (a)
1955-56	W	86-72 (h)
1955-56	W	89-82 (a)
1956-57	W	63-51 (h)
1956-57	W	93-86 (a)
1957-58	W	90-71 (h)
1957-58	L	68-72 (a)
1958-59	W	104-87 (h)
1958-59	W	84-81 (a)
1959-60	W	110-86 (h)
1959-60	W	90-79 (a)
1960-61	W	80-62 (a)
1960-61	W	103-75 (h)
1961-62	W	89-67 (a)
1961-62	W	92-54 (h)
1962-63	W	120-72 (a)
1962-63	W	144-75 (h)
1963-64	W	108-90 (h)
1963-64	W	127-85 (a)
1964-65	W	128-95 (a)
1964-65	W	148-79 (h)

Rutgers (1-0)

1988-89 (OT)	W	99-94 (a)

St. Francis (PA) (2-0)

1962-63	W	71-70
1986-87	W	85-82

St. John's (1-2)

1962-63	W	67-59
1964-65	L	77-79
1966-67	L	70-97

St. Joseph College (0-2)

1950-51	L	47-58
1963-64	L	76-86

St. Louis (0-2)

1960-61	L	56-58
1988-89	L	71-86 (n)

St. Mary's (CA) (4-0)

1963-64	W	101-86
1964-65	W	89-77
1967-68	W	77-70
1969-70	W	91-84

St. Peter's (1-0)

1962-63	W	91-75

St. Thomas (2-0)

1969-70	W	62-60
1987-88	W	71-47 (h)

San Diego State (1-1)

1986-87 (OT)	W	83-82 (a)
1987-88	L	49-56 (h)

San Francisco (2-1)

1960-61	W	68-56
1963-64	W	95-83
1965-66	L	89-105

Santa Clara (0-3)

1960-61	L	65-66
1963-64	L	77-86
1965-66	L	74-78

Savannah State (1-0)

1988-89	W	107-98 (h)

Sebring A.C. (1-0)

1927-28	W	36-23

Sebring Firemen (1-0)

1930-31	W	38-35

Seton Hall (1-2)

1956-57	L	80-92
1969-70	L	90-93
1970-71	W	89-81

7th Naval District (0-1)

1945-46	L	19-53

Shenandoah Presbyterian (1-0)

1940-41	W	50-36

South Carolina (5-2)

1948-49	W	59-40
1948-49	W	65-64
1949-50	W	64-54
1949-50	W	57-56
1954-55	L	77-83
1959-60 (OT)	W	107-106
1987-88	L	63-76 (h)

South Florida (4-0)

1987-88	W	80-75 (h)
1987-88	W	92-71 (a)
1988-89 (2OT)	W	106-104 (h)
1988-89	W	85-78 (h)

Spring Hill College (0-2)

1955-56	L	71-79
1956-57	L	75-84

Stanford (1-1)

1986-87	W	71-58 (n)
1988-89	L	59-93 (a)

Stetson (40-33)

1927-28	W	33-25 (h)
1927-28	L	26-32 (a)
1928-29	W	35-13 (h)
1928-29	L	13-20 (a)
1930-31	L	16-36 (h)
1930-31	L	15-37 (a)
1939-40	L	29-33 (h)
1939-40	L	27-39 (h)
1939-40	L	42-48 (a)
1939-40	L	37-46 (a)
1940-41	L	29-46 (h)
1940-41	L	41-51 (h)
1940-41	L	40-45 (a)
1940-41	W	40-35 (a)
1941-42	L	42-47 (a)
1941-42	L	34-42 (a)
1941-42	L	37-44 (h)
1941-42	W	46-36 (h)
1946-47	L	46-53 (h)
1946-47	W	74-50 (h)
1946-47	W	54-41 (a)
1946-47	W	44-38 (a)
1947-48	L	46-49 (a)
1947-48	W	59-39 (a)
1947-48	L	36-41 (h)
1948-49	W	53-42 (h)
1948-49	W	81-46 (a)
1948-49	W	70-58 (a)
1949-50	W	65-58 (h)
1949-50	W	88-61 (a)
1949-50	W	82-63 (a)
1950-51	W	82-55 (h)
1950-51	W	78-66 (a)
1951-52	W	88-57 (h)
1951-52	W	80-74 (a)
1952-53	W	71-70 (h)
1952-53	L	77-80 (a)
1953-54	L	63-85 (h)
1953-54	L	56-108 (a)
1954-55	L	85-89 (a)
1954-55	W	79-77 (h)
1955-56	W	85-79 (h)
1955-56	L	84-91 (a)
1956-57	W	89-91 (h)
1956-57	L	93-95 (a)
1957-58	W	103-80 (h)
1957-58	W	92-85 (a)
1958-59	L	97-110 (a)
1958-59	W	99-81 (h)
1959-60	W	94-86 (a)
1959-60	L	72-73 (h)
1960-61	L	68-76 (a)
1960-61	W	91-84 (h)
1961-62	W	79-70 (a)
1961-62	W	86-78 (h)
1962-63	L	64-66 (a)
1962-63	W	75-60(h)
1963-64	W	81-75 (a)
1963-64	W	87-70 (h)
1964-65	W	86-84 (a)
1964-65	W	95-84 (h)
1965-66	W	89-78 (a)
1965-66	W	86-77(h)
1966-67	L	53-56 (a)
1966-67	W	95-84 (h)
1967-68	W	72-67 (a)
1967-68	W	88-71 (h)
1968-69	W	98-90 (a)
1968-69	L	83-87 (h)
1969-70	L	88-116 (a)
1969-70	L	86-95 (h)
1970-71	L	74-90 (a)
1970-71	L	76-91 (h)

Syracuse (0-1)

1963-64	L	85-86 (OT)

Tampa (44-10)

1939-40	W	39-31 (a)
1941-42	W	38-34 (h)
1941-42	W	52-38 (h)
1945-46	W	44-23 (a)
1946-47	W	53-27 (h)
1946-47	W	52-34 (h)
1946-47	W	53-25 (a)
1946-47	W	82-36 (a)
1947-48	L	35-47 (h)
1947-48	W	58-46 (h)
1947-48	W	60-55 (a)
1947-48	W	86-67 (a)
1948-49	W	74-57 (h)
1948-49	L	58-81 (a)
1949-50	W	76-61 (h)
1949-50	L	55-67 (a)
1950-51	L	75-77 (h)
1950-51	L	74-94 (a)
1951-52	W	87-61 (h)
1951-52	W	87-78 (a)
1952-53	L	65-72 (h)
1952-53	L	84-86 (a)
1953-54	W	69-65 (a)
1953-54	W	67-59 (h)
1954-55	W	103-76 (h)
1954-55	W	105-89 (a)
1955-56	W	96-59 (h)
1955-56	W	94-74 (a)
1916-57	W	97-84 (h)
1956-57	W	78-77 (a)
1957-58	W	69-67 (h)
1957-58	W	90-84 (a)
1958-59	W	113-71 (h)
1958-59	W	86-84 (a)
1959-60	W	98-65 (h)
1959-60	W	74-73 (a)
1960-61	W	93-64 (h)
1960-61	W	108-99 (a)
1961-62	L	95-113 (a)
1961-62	W	96-81 (h)
1962-63	W	78-76 (a)
1962-63	W	112-91 (h)
1963-64	W	101-95 (h)
1963-64	W	134-104 (a)
1964-65	W	136-119 (a)
1964-65	W	141-110 (h)
1965-66	W	120-91 (h)
1965-66	W	83-71 (a)
1966-67	W	72-63 (a)
1966-67	W	97-86 (h)
1967-68	W	104-103 (h)
1967-68	L	76-78 (a)
1968-69	L	61-62 (a)
1968-69	W	95-79 (h)

Teacher College of Conn. (1-0)

1950-51	W	60-48

Temple (0-1)

1961-62	L	67-85

Tennessee (0-1)

1954-55	L	80-89

Tennessee Tech (2-0)

1946-47	W	55-51
1988-89	W	111-101 (h)

Texas (1-1)

1987-88	W	85-56 (h)
1988-89	L	104-123 (a)

Texas A&M (1-0)

1956-57	W	86-80

Texas Christian (0-1)

1957-58	L	59-82

Texas Tech (1-0)

1952-53	W	79-64

Toledo (1-0)

1956-57	W	68-67

Toronto (1-0)

1958-59	W	97-75

Towson State (1-0)

1985-86	W	71-66 (h)

Tulane (3-4)

1946-47	L	39-60
1955-56	W	86-75
1958-59	W	94-72
1967-68	L	88-99

1968-69	L	79-90
1969-70	L	90-105
1970-71	W	74-71

Tulsa (1-0)

1961-62	W	83-66

Turners Sport Shop (2-2)

1928-29	W	43-23
1928-29	W	36-17
1928-29	L	27-36
1930-31	L	24-33

UCLA (0-3)

1969-70	L	69-127
1985-86	L	64-109 (a)
1988-89	L	66-91 (h)

Utah (1-0)

1965-66	W	88-87

Valparaiso (0-1)

1956-57	L	76-81

Virginia (2-0)

1965-66	W	80-75
1966-67	W	80-78

Virginia Commonwealth (1-1)

1987-88	W	96-93 (a)
1988-89	L	77-87 (h)

Volks A.C. (0-1)

1927-28	L	26-42

Wake Forest (0-1)

1939-40	L	17-46

Washington (0-2)

1967-68	L	54-96
1967-68	L	80-81

Washington & Lee (1-0)

1954-55	W	80-75

West Virginia (0-1)

1955-56	L	78-83

Western Kentucky (1-13)

1946-47	L	46-55
1948-49	L	45-78
1948-49	L	47-63
1949-50	L	61-65
1949-50	L	61-78
1949-50	L	57-79
1949-50	L	47-83
1950-51	L	47-89
1950-51	L	64-68
1951-52	L	74-102
1952-53	L	56-98
1958-59	W	109-95
1959-60	L	84-107
1966-67	L	89-94

Wichita State (1-0)

1988-89	W	81-59 (n)

William & Mary (1-0)

1965-66	W	88-66

Winthrop (1-1)

1986-87	L	55-63 (h)
1987-88	W	62-60 (h)

Wisconsin (0-2)

1985-86	L	66-88 (a)
1986-87	L	54-65 (h)

Wisconsin-Green Bay (1-1)

1985-86	W	67-63 (a)
1986-87	L	45-62 (h)

Xavier (2-0)

1955-56	W	77-75
1959-60	W	87-69

Yale (4-2)

1950-51	L	62-78
1951-52	L	68-70
1955-56	W	92-90
1964-65	W	86-71
1968-69	W	77-71
1986-87 (OT)	W	78-75 (n)

YMHA (2-0)

1940-41	W	48-39
1948-49	W	61-46



Thomas Hocker

YEAR-BY-YEAR RESULTS

1926-27
ART WEBB, Coach
(Freshman Team)

45	Rollins	20
55	YMCA	11
45	St. Petersburg	23
23	Havana	28
49	Oglethorpe	26
38	Stetson	18
54	Florida Southern	24
39	Florida	20
348		170

Won 7, Lost 1

1927-28
ART WEBB, Coach

52	Rollins	15
33	Stetson	25
21	at Rollins	32
26	at Stetson	32
26	at Florida Southern	40
38	Havana	14
26	Volks AC	42
40	at Florida	39
39	at Sebring AC	
38	Florida Southern	18
52	Mi. Beach Canoe Club	9
406		310

Won 8, Lost 4

1928-29
TOM McCANN, Coach

34	Rollins	15
22	Havana	26
11	Ponce de Leon	12
66	Miami Beach	18
35	Stetson	13
49	Agoga	19
34	at Rollins	13
15	at Florida Southern	39
13	at Stetson	20
68	Church League All Stars	23
43	Turner's Sports Shop	17
36	Turner's Sports Shop	17
36	Florida Southern	29
25	Junior C. of C.	24
63	Agoga	33
23	Junior C. of C.	28
42	Redland	11
28	City Hall	20
27	Turner's Sports Shop	36
670		419

Won 13, Lost 6

1930-31
ART WEBB,Coach

24	Turner's Sports Shop	33
22	Rollins	32
41	Rollins	39
27	Florida Southern	24
16	Stetson	36
38	at Sebring Fireman	35
15	at Stetson	37
21	at Florida Southern	40
26	at Rollins	29
22	at Rollins	26
252		331

Won 3, Lost 7

1931-32
TOM McCANN, Coach
Team played independent teams and junior colleges.
Won 17, Lost 1 and won South Florida AAU title.

1938-39
HART MORRIS, Coach

38	Havana	34
46	Havana	40
48	Rollins	29
45	Rollins	49
52	at Rollins	39
28	at Rollins	42
37	at Mercer	56
19	at Georgia	41
24	Jewish Prog. AA, Atlanta	39
35	at Albany,Ga. Blues	53
372		422

Won 4, Lost 6

1939-40
HART MORRIS Coach

29	Stetson	33
27	Stetson	39
50	Rollins	51
25	Rollins	38
35	at North Carolina State	46
17	at Wake Forest	46
30	at Elon	58
23	at Florida	36
26	at Florida	53
39	at Tampa	31
43	at Florida Southern	42
49	at Rollins	56
50	at Rollins	49
43	at Stetson	48
37	at Stetson	46
37	at Florida Southern	30
30	* Eastern Air Lines	25
41	* Boynton	29
42	* Pi Chi	29
43	* Freshman	39
716		824

Won 8, Lost 12
*- Gold Ball Tournament

1940-41
HART MORRIS, Coach

29	Stetson	46
41	Stetson	51
48	YMHA	39
55	Rollins	29
57	Rollins	41
57	at Florida Southern	43
44	at Rollins	35
40	at Stetson	45
40	at Stetson	35
41	Florida Southern	33
38	Florida Southern	50
35	Florida	38
50	Florida	62
45	* Pi Chi	27
50	* Shenandoah Presby.	36
37	* Freshman	34
707		654

Won 10, Lost 6
*- Gold Ball Tournament

1941-42
HART MORRIS, Coach

33	Marshall	37
44	Jacksonville Navy	18
41	Florida Southern	21
41	Florida Southern	25
52	Alumni	32
31	at Florida	47
34	at Florida	37
41	at Florida Southern	34
42	at Stetson	47
34	at Stetson	42
38	Tampa	34
52	Tampa	38
25	at Jacksonville Navy	46
37	at Jacksonville Navy	44
46	Stetson	36
628		570

Won 9, Lost 7

1945-46
W.H. STEERS, Coach

46	Coast Guard	45
43	Navy Rec. Barracks	46
19	7th Navy District	53
40	Boca Raton AAF	48
46	Mediterranean A.S.	41
45	Florida Southern	40
53	Florida Southern	47
44	at Tampa	23
54	at McDill Field	50
46	at Florida Southern	43
560		568

Won 8, Lost 5

1946-47
HART MORRIS, Coach

38	Florida Southern	25
37	Florida Southern	41
36	Florida	33
39	Florida	35
28	at Florida	42
28	at Florida	61
53	Tampa	27
52	Tampa	34
44	at Miami (Ohio)	60
61	at Morehead	56
39	Tulane	60
46	Stetson	53
74	Stetson	50
61	at Boca Raton AAF	43
53	at Tampa	25
82	at Tampa	36
57	Cincinnati	54
55	at Florida Southern	43
61	at Florida Southern	43
69	Pensacola NAS	50
64	Pensacola NAS	36
54	at Stetson	41
44	at Stetson	38
68	Banana River AF	48
56	*City College Charleston	52
55	*Tennessee Tech	51
46	*Western Kentucky	55
1400		1192

Won 20, Lost 9

1947-48
HART MORRIS, Coach

35	Tampa	47
58	Tampa	46
67	Florida	50
55	Florida	58
43	Pittsburgh	40
46	Pennsylvania	53
46	at Stetson	49
59	at Stetson	39
67	at McDill	48
60	at Tampa	55
86	at Tampa	67
50	at Florida Southern	59
52	at Florida Southern	43
36	Stetson	41
50	at Florida	72
52	at Florida	49
76	Florida Southern	44
59	Florida Southern	42
997		902

Won 11, Lost 7

1948-49
HART MORRIS, Coach

73	Checker Cab	33
69	Muffets	51
61	YMHA	46
59	South Carolina	40
65	South Carolina	64
58	Pittsburgh	52
48	Pittsburgh	80
37	Princeton	35
55	Princeton	62
73	U of Havana	57
66	U of Havana	53
75	Florida	65
44	Florida	42
45	Western Kentucky	78
47	Western Kentucky	63
42	Maryland	43
58	Maryland	48
53	Stetson	42
68	at Florida Southern	47
68	at Florida Southern	57
81	at Stetson	46
70	at Stetson	58
74	Tampa	57
56	at Florida	90
60	at Florida	50
58	at Tampa	81
73	*Eastern Illinois	89
1633		1515

Won 19, Lost 8
*-NAIB Tournament

1949-50
HART MORRIS, Coach

78	Muffets	37
53	Florida	60
64	South Carolina	54
57	South Carolina	56
82	Mississippi	67
55	Mississippi	43
64	Pennsylvania	62
53	Pennsylvania	51
76	Tampa	61
65	Stetson	58
53	North Carolina	55
51	North Carolina	66
69	Florida Southern	59
59	Florida Southern	49
55	at Tampa	67
61	Western Kentucky	65
61	Western Kentucky	78
55	at Tampa	67
88	at Stetson	61
82	at Stetson	63
70	Rollins	54
57	at Western Kentucky	79
47	at Western Kentucky	83
46	at Florida	66
1446		1393

Won 14, Lost 9

1950-51
HART MORRIS, Coach

58	at Rollins	59
64	at Florida Southern	61
68	Louisiana State	62
60	Teachers College of Conn.	48
80	Florida State	61
61	Dartmouth	52
62	Yale University	78
60	Louisville	73
79	Rollins	54
75	Tampa	77
47	Western Kentucky	89
56	at Pittsburgh	81
47	at St. Joseph	58
82	Stetson	55
64	Western Kentucky	68
71	Florida	78
84	LaSalle	95
77	LaSalle (OT)	75
79	Florida State	65
61	at Florida	71
78	at Stetson	66
74	at Tampa	94
1487		1520

Won 10, Lost 12

1951-52
HART MORRIS,Coach

90	Boca Chica	53
85	Key West Navy	55
68	Culver-Stockton	54
63	at Rollins	78
65	at Florida	69
70	Nebraska	60
68	Yale	70
64	Pennsylvania	89
53	Furman	55
106	Florida Southern	43
93	Florida State	56
88	Stetson	57
87	Tampa	61
74	Western Kentucky	102
67	Bowling Green	78
58	at Florida Southern	41
80	at Stetson	74
76	at Florida State	63
98	Rollins	61
76	Florida	68
87	at Tampa	78
70	*Florida State	73
1687		1438

Won 14, Lost 8
*-NAIB District Tournament at DeLand

1952-53
DAVE WIKE, Coach

83	Florida Southern	60
70	Miami Beach All-Stars	45
54	at Loyola South	71
58	at Louisiana State	86
75	Florida	73
79	Texas Tech	64
59	Columbia	65
74	Louisville	84
82	Georgia Tech	60
93	Florida State	65
71	Stetson	70
65	Tampa	72
56	Western Kentucky	98
65	Murray State	69
56	at Florida	78
77	at Stetson	80
68	at Rollins	60
95	Rollins	69
84	at Tampa	86
75	at Florida State	81
64	at Eglin Field	66
1503		1502

Won 9, Lost 12

1953-54
DAVE WIKE,Coach

85	Florida	75
88	Rio Grande	98
81	Ohio State	106
54	Pennsylvania	67
48	Brandeis	68
78	Florida State	61
52	at Florida	75
63	Stetson	85
57	Maryland	63
71	at Rollins	85
69	at Florida State	76
56	at Stetson	108
69	at Tampa	65
77	at Florida Southern (2OT)	70
67	Tampa	59
1015		1161

Won 5,Lost 10

1954-55
BRUCE HALE, Coach

58	Florida Southern	44
61	Florida	70
80	*Tennessee	89
80	*Washington and Lee	75
66	at Florida State	71
67	New York U.	74
74	Furman	91
93	Rollins	76
73	Miami (Ohio)	75
68	at Florida	80
103	Tampa	76
84	Georgetown	81
77	South Carolina	83
72	Pittsburgh	78
77	at Rollins	69
85	at Stetson	89
73	at Florida Southern	71
105	Tampa	89
79	Stetson	77
80	Florida State	86
1555		1544

Won 9, Lost 11
*-Blue Grey Tournament

1955-56
BRUCE HALE, Coach

92	Florida Southern	80
96	Tampa	59
61	at Mississippi So.	63
83	at Loyola South	82
71	at Spring Hill College	79
69	Florida	74
80	Bradley	73
92	Yale	90
86	*Tulane	75
78	*West Virginia	83
71	** at Memphis State	79
96	** at Clemson	98
76	at Florida State	78
85	at Florida	87
89	Mississippi College	84
85	Stetson	79
86	Rollins	72
77	Houston	95
82	Kentucky Wesleyan	86
77	Xavier	75
84	at Stetson	91
89	at Rollins	82
91	at Florida Southern	90
94	at Tampa	74
89	Morehead State	102
91	Florida State	85
2170		2115

Won 14, Lost 12
*-Orange Bowl Classic
**-Senior Bowl Classic

1956-57
BRUCE HALE, Coach

84	Florida Southern	69
75	Kentucky	114
48	at Dayton	87
68	at Toledo	67
80	at Akron	106
97	Tampa	84
65	Florida	89
86	Texas A&M	80
67	U of Houston	63
70	*Connecticut	74
76	*Valparaiso	81
80	*Seton Hall	92
66	U of Colorado	73
89	Stetson	81
63	at Florida	98
85	at Florida State	77
63	Rollins	51
100	Kentucky Wesleyan	95
60	Louisville	89
75	Spring Hill	84
93	at Stetson	95
93	at Rollins	86
85	at Florida Southern	95
78	at Tampa	77
85	Mississippi Southern	78
98	Florida State	82
2029		2167

Won 13, Lost 13
*-Orange Bowl Classic

1957-58
BRUCE HALE, Coach

89	Jacksonville	87
69	Tampa	67
62	Loyola South	76
73	At LSU	65
64	*Mississippi State	66
59	*Texas Christian	82
96	at Kentucky Wesleyan	78
64	Florida	73
103	Stetson	80
90	Rollins	71
70	at Florida	75
72	Jacksonville	86
70	at Florida State	71
89	Loyola South	82
68	at Rollins	72
90	at Tampa	84
84	at Florida Southern	58
86	Florida State	66
1741		1641

Won 14, Lost 8
*-Montgomery Classic

1958-59
BRUCE HALE, Coach

104	Rollins	87
113	Tampa	71
107	Florida Southern	80
65	**Pittsburgh	69
61	**Clemson	66
92	Florida	82
85	***Florida State	79
77	***The Citadel	93
94	*Tulane	72
87	Miami,Ohio (OT)	89
97	Toronto	55
70	at Florida	85
64	at Jacksonville	62
69	at Florida State	93
69	Kentucky Wesleyan	64
109	Western Kentucky	95
79	at FLorida Southern	76
86	at Tampa	84
97	at Stetson	110
84	at Rollins	81
95	Jacksonville	93
93	Loyola os South	84
99	Stetson	81
102	Morehead State	85
92	Florida State	85
2190		2029

Won 18, Lost 7
** Steel Bowl Classic
***The Citadel Invitational
* Hurricane Classic

1959-60
BRUCE HALE, Coach

110	Rollins	86
106	Jacksonville	98
98	Tampa	65
72	at Houston	63
77	at Centenary	84
86	at Loyola	70
92	Murray State	80
79	Florida	77
83	at Miami (Ohio)	78
110	*Brigham Young	93
87	*Xavier	69
107	South Carolina (OT)	106
69	at Iona	67
78	at Jacksonville (OT)	70
70	at Florida	65
93	at Florida State	91
79	Houston	88
97	Oklahoma City	84
90	at Rollins	79
74	at Tampa	73
94	at Stetson	86
88	at Florida Southern	71
104	Kentucky Wesleyan	95
107	Florida State	89
84	**Western Kentucky	107
2427		2192

Won 23, Lost 4
*-Hurricane Classic
**-NCAA Tournament

1960-61
BRUCE HALE, Coach

80	at Rollins	62
93	Tampa	64
65	at Santa Clara	66
68	at San Francisco	56
80	at Brigham Young	112
87	Florida Southern	54
93	Florida	74
82	*Army	75
77	*Holy Cross	71
102	Miami (Ohio) (2OT)	100
74	at LaSalle	88
73	at Florida	81
93	at Jacksonville (OT)	84
78	at Florida State	89
89	Houston	78
86	Centenary	74
71	Louisville	69
103	Rollins	75
68	at Stetson	76
92	at Florida Southern	80
65	Loyola	61
91	Stetson	84
108	at Tampa	99
96	Jacksonville	80
85	Morehead State	70
75	Florida State	73
56	**St. Louis	58
2230		2036

Won 20, Lost 7
*-Hurricane Classic
**-NIT

1961-62
BRUCE HALE,Coach

93	Jacksonville	80
81	at Morehead State	107
59	at Louisville	77
69	at Murray State	67
96	Florida Southern	67
66	Florida	61
83	*Miami	73
67	*Temple	85
80	Rhode Island	70
113	Oklahoma City (OT)	118
90	at Jacksonville	89
62	at Florida	74
60	at Florida State	65
68	Maryland	71
61	LaSalle	73
95	at Tampa	113
89	at Rollins	67
79	at Stetson	70
82	at Florida Southern	73
69	Houston	80
70	Loyola	113
86	Stetson	78
96	Tampa	81
92	Rollins	54
83	Tulsa	66
80	Florida State	83
2069		2045

Won 14, Lost 12
*-Hurricane Classic

1962-63
BRUCE HALE, Coach

91	Florida (OT)	87
72	at Boston College	69
88	at Rhode Island	80
82	at Providence	75
116	Florida Southern	93
71	Duke	69
94	*Cornell	85
86	*Pittsburgh	85
67	at St.Johns	59
76	at LaSalle	78
103	at Jacksonville	91
86	at Florida	77
74	at Florida State (OT)	77
99	St. Peters	75
71	Houston	70
78	at Tampa	76
120	at Rollins	72
64	at Stetson	66
99	at Florida Southern	83
112	Louisville	84
114	Rollins	75
77	Loyola (New Orleans)	84
112	Tampa	91
99	Florida State	70
75	Stetson	60
71	**St Francis (PA)	70
96	**Providence	106
2509		2201

1963-64
BRUCE HALE, Coach

101	Tampa	95
95	Florida	79
77	at Santa Clara	86
101	at St. Mary's (CAL)	86
81	at Nevada (OT)	78
95	San Francisco	83
108	Rollins	90
79	*Army	71
85	*Syracuse (OT)	86
105	Rhode Island	88
97	at Jacksonville	92
91	at Florida	114
78	at Florida State	80
78	Memphis State	69
121	LaSalle	99
127	at Rollins	85
134	at Tampa	104
81	at Stetson	75
85	at Florida Southern	78
117	Jacksonville	92
94	Creighton	124
83	at Houston	93
97	at Loyola South (OT)	90
120	Florida Southern	79
87	Stetson	70
82	Florida State	80
76	St.Joseph (NIT)	86
2575		2352

Won 20, Lost 7
*-Hurricane Classic

1964-65
BRUCE HALE, Coach

136	at Tampa	119
99	**at Duquesne	95
85	**at Pittsburgh	71
86	at LaSalle	90
74	at Niagara	67
77	St. John's	79
89	St. Mary's	77
67	Florida	58
86	*Yale	71
80	*Maryland	73
86	at Jacksonville	82
66	at Florida State	67
124	Florida Southern	93
127	Jacksonville	99
69	at Florida	86
128	at Rollins	92
115	Oklahoma City	92

100	Miami (Ohio)	85
86	at Stetson	84
94	at Florida Southern	82
141	Tampa	110
115	Loyola	86
95	Stetson	84
103	Houston	91
148	Rollins	79
82	Florida State	75
2558		2190

Won 22, Lost 4
*-Hurricane Classic
**-Steel Bowl

1965-66
BRUCE HALE,Coach

120	Tampa	91
66	Florida	77
74	at Santa Clara	78
89	at San Francisco	105
79	at Nevada	89
105	Ohio University	100
81	*Boston University	60
84	*Louisville (OT)	85
88	Utah University	87
62	at Florida State	78
69	at Jacksonville	71
66	at Florida	111
89	Florida Southern	66
89	at Stetson	78
101	at Florida Southern	80
83	at Tampa	71
88	William and Mary	66
91	Creighton	81
80	Virginia	75
117	Jacksonville	104
72	at Memphis State	86
96	at Houston	111
76	at Loyola South	89
86	Stetson	77
112	Florida State	90
108	LaSalle	102
2271		2208

Won 15, Lost 11
*-Hurricane Classic

1966-67
BRUCE HALE,Coach

72	at Tampa	63
88	Florida	113
82	at LaSalle	99
86	at Mount St. Mary's	83
80	at Virginia	78
64	*Clemson	73
87	*Auburn	73
82	**Pennsylvania	78
89	**Western Kentucky	94
75	at Jacksonville	70
60	at Florida State	61
111	Oklahoma City	109
106	Jacksonville	86
97	Tampa	86
102	Florida Southern	73
53	at Stetson	56
55	at Florida Southern	49
88	Memphis State	63
57	at Florida	73
68	Loyola	66
95	Stetson	84
86	Houston	105
79	Dayton	80
70	at St.John's	97
84	at Georgia Tech	90
110	Florida State	90
2126		2091

Won 15, Lost 11
*-Volunteer Classic
**-Hurricane Classic

1967-68
RON GODFREY, Coach

54	at Washington	96
80	at Washington	81
77	at St. Mary's	70
102	at Hawaii	83
76	at Hawaii	110
104	Tampa	103
93	Eastern Kentucky	87
72	Brown	71
100	*Dartmouth	81
102	*New York University	91
84	LaSalle	92
100	Pittsburgh	84
76	at Tampa	78
93	at Florida State	122
72	at Jacksonville	67
76	Jacksonville	75
72	at Stetson	67
94	at Florida Southern	76
93	Maryland	73
60	at Dayton	98
88	at Tulane	99
108	Florida A&M	98
44	at Memphis State	67
64	at Houston	106
84	at Loyola	86
88	Stetson	71
106	Creighton	93
96	Florida State	84
2368		2419

Won 17, Lost 11
*-Hurricane Classic

1968-69
RON GODFREY,Coach

84	*Florida State	111
62	*Florida	111
71	at LaSalle	96
72	at Alabama	85
77	+ Yale	71
92	+Maryland	85
72	#Pittsburgh	70
76	#Illinois	86
89	Bucknell	84
61	at Tampa	62
81	at Florida State	86
94	at Jacksonville	87
79	Tulane	90
87	at Florida Southern	83
98	at Stetson	90
84	Hawaii	82
92	Morehead State (OT)	91
83	Stetson	87
94	Florida A&M	91
89	Loyola (South)	80
95	Tampa	79
74	Miami (Ohio)	68
95	Jacksonville	86
86	Florida Sate (OT)	89
1985		2048

Won 14, Lost 10
#Hurricane Classic
*Sunshine State Classic
+Marshall Tournament

1969-70
RON GODFREY, Coach

81	Oregon State	86
62	Biscayne	60
85	Pittsburgh	67
88	Duquesne	94
69	at UCLA	127
90	at Pepperdine (OT)	93
91	St. Mary's	84
69	+Seton Hall	76
74	+Ohio University	99
93	Bucknell	88
105	Rhode Island	95
63	at Florida State	114
87	at Jacksonville	121
94	Centenary	78
103	at Florida Southern	92
88	at Stetson	116
90	at Tulane	105
84	at Loyola	98
118	Florida A&M	111
86	at Centenary	107
98	at Houston	118
103	LaSalle	96
86	Stetson	95
90	Oklahoma City	91
96	Florida State	112
97	Jacksonville	108
2290		2521

Won 9, Lost 17
+Hurricane Classic
*Steel Bowl

1970-71
RON GODFREY, Coach

74	Lehigh	67
77	at LaSalle	97
77	at Dayton	91
58	*Nebraska	85
91	*Oklahoma City (OT)	94
83	Fordham	85
77	at Maryland	111
90	Oklahoma City	87
89	Seton Hall	81
106	at Florida State	114
82	at Jacksonville	124
78	Lafayette	75
74	Tulane	71
75	at Oklahoma City	88
84	at Creighton	104
95	at Florida Southern (OT)	96
74	at Stetson	90
75	Morehead State	76
88	Loyola	107
76	Stetson	91
81	at George Washington	83
82	at American University	93
93	Houston	99
89	Marshall	88
100	Florida State	94
75	Jacksonville	94
2143		2373

Won 7, Lost 19
*Husker Classic at Lincoln

1985-86
BILL FOSTER, Coach

85	The Citadel	77
82	*Georgia State	72
81	*Georgia	78
66	at Wisconsin	88
67	at Wisconsin-Green Bay	63
64	Florida	81
81	Rider	58
64	at UCLA	109
61	#Brown	62
79	#Manhattan	61
47	Fairfield	56
70	Hofstra	63
57	at New Orleans	64
71	Towson State	66
74	Arizona (OT)	81
83	Florida State	75
71	Baptist	60
53	at Florida	75
102	Brooklyn College (at West Palm Beach)	93
72	at Florida State	90
68	at Dayton	79
77	Maryland-Eastern Shore	55
75	New Orleans	85
82	at Duke	104
73	Notre Dame	126
73	American	64
66	Hartford	62
62	at Marquette	84
2006		2131

Won 14, Lost 14
*AMI CLASSIC
#Orange Bowl-Budweiser Tournament

1986-87
BILL FOSTER, Coach

64	*Central Florida	54
61	*Penn State	74
77	at North Carolina	122
54	Wisconsin	65
55	Winthrop	63
86	Dartmouth	88
67	Duke	74
78	#Yale (OT)	75
71	#Stanford	58
45	Wisconsin-Green Bay	62
85	St. Francis (PA)	82
74	+PR-Bayamon	54
111	+PR-Rio Piedras	64
66	+Radford	62
88	Maryland-Eastern Shore	66
47	at Kansas	82
88	Providence	92
91	Marquette (OT)	89
78	at New Mexico	87
83	at San Diego State (OT)	82
63	Florida State	57
62	Navy (Baltimore)	78
70	Fairleigh Dickinson (Meadowlands)	73
78	Dayton	92
97	Armstrong State	47
102	Florida International	81
60	at Florida	99
84	at Florida State	108
115	Chopin State	76
49	Notre Dame	65
83	Brooklyn College	64
2332		2335

Won 15, Lost 16
*AMI Classic
#Palm Beach Hurricane Classic
+Puerto Rico Tournament

1987-88
BILL FOSTER, Coach

76	*Michigan	109
84	*Duquesne	73
77	*Alaska-Anchorage	78
96	-Colgate	68
63	-South Carolina	76
71	St. Thomas	47
85	Texas	56
110	Alabama State	107
104	#American U.	70
82	#Purdue	110
78	Georgetown	82
81	Fairleigh Dickinson	68
69	at Duke	107
62	Winthrop	60
75	Md.-Baltimore Co.	56
51	at Marquette	65
64	Coppin State	54
80	South Florida	75
83	at Providence	77
79	$Marist (OT)	76
62	Monmouth (OT)	64
49	San Diego State	56
86	at Brigham Young	99
73	Florida	83
62	Marist	73
96	at Va. Commonwealth	93
82	DePaul	101
92	at South Florida	71
100	Central Florida	80
89	at Dayton	90
92	Florida International	76
2400		2453

Won 17, Lost 14
*-Great Alaska Shootout
—City of Miami Classic
#-Eastern Airlines/Palm Beach Hurricane Classic
$-at Madison Square Garden

1988-89
BILL FOSTER, Coach

108	Maryland-Eastern Shore	80
108	Oral Roberts	103
66	UCLA	91
88	Bethune-Cookman	72
102	Duke	117
102	Long Island	66
81	at Florida	101
71	*St. Louis	86
83	*Eastern Illinois	68
77	*Old Dominion	76
102	#Pennsylvania	69
81	#Wichita State	59
99	at Rutgers (OT)	94
79	at Georgetown	112
77	Virginia Commonwealth	87
87	Kansas	86
59	at Stanford	93
91	Providence	106
106	Marquette	90
93	New Mexico	110
107	Brigham Young	86
106	South Florida (2OT)	104
111	Tennessee Tech	101
79	at DePaul	87
79	at Florida Atlantic	74
85	at South Florida	78
104	at Texas	123
92	at Oral Roberts	99
90	Davidson	78
107	Savannah State	98
89	Florida International	82
2809		2778

Won 19, Lost 12
*-Chaminade Christmas Classic
#-Eastern Airlines Palm Beach Classic



Joe Ross

MIAMI'S RECORD AGAINST ALL FOES

OPPONENT	W-L	FIRST MEETING	LAST MEETING
Agoga	2-0	1928-29	1928-29
Akron	0-1	1956-57	1956-57
Alabama	0-1	1968-69	1968-69
*Alabama State	1-0	1987-88	1987-88
Alaska-Anchorage	0-1	1987-88	1987-88
Albany Ga. Blues	0-1	1938-39	1938-39
Alumni	1-0	1941-42	1941-42
American University	2-1	1970-71	1987-88
Armstrong State	1-0	1986-87	1986-87
*Arizona	0-1	1985-86	1985-86
Army	3-0	1957-58	1963-64
Auburn	1-0	1966-67	1966-67
Banana River A.F.	1-0	1946-47	1946-47
*Baptist	1-0	1985-86	1985-86
Bethune-Cookman	1-0	1988-89	1988-89
Boca Chica	1-0	1951-52	1951-52
Boca Raton AAF	1-2	1945-46	1946-47
*Boston College	1-0	1962-63	1962-63
Boston University	1-0	1965-66	1965-66
Bowling Green	0-1	1951-52	1951-52
Boynton	1-0	1939-40	1939-40
Bradley	1-0	1955-56	1955-56
Brandeis	0-1	1953-54	1953-54
Brigham Young	2-2	1959-60	1988-89
*Brooklyn College	2-0	1985-86	1986-87
Brown University	1-1	1967-68	1985-86
Bucknell	2-0	1968-69	1969-70
Centenary	2-2	1959-60	1969-70
Central Florida	2-0	1986-87	1987-88
Checker Cab	1-0	1948-49	1948-49
Church League Stars	1-0	1928-29	1928-29
The Citadel	1-1	1958-59	1985-86
Cincinnati	1-0	1947-47	1946-47
City College Charleston	1-0	1946-47	1946-47
City Hall	1-0	1928-29	1928-29
Clemson	0-3	1955-56	1966-67
Coast Guard	2-0	1945-46	1045-46
Colgate	1-0	1987-88	1987-88
Colorado	0-1	1956-57	1956-57
Columbia University	0-1	1952-53	1952-53
Coppin State	2-0	1986-87	1987-88
Univ. of Connecticut	0-1	1956-57	1956-57
Cornell	1-0	1962-63	1962-63
Creighton	2-2	1963-64	1970-71
Culver-Stockton	1-0	1951-52	1951-52
Dartmouth	2-1	1950-51	1986-87
*Davidson	1-0	1988-89	1988-89
*Dayton	0-7	1956-57	1987-88
*DePaul	0-2	1987-88	1988-89
Duke	1-4	1962-63	1988-89
Duquesne	2-1	1964-65	1987-88
Eastern Airlines	1-0	1939-40	1939-40
Eastern Illinois	1-1	1948-49	1988-89
Eastern Kentucky	1-0	1967-68	1967-68
Eglin Field	0-1	1952-53	1952-53
Elon	0-1	1939-40	1939-40
Fairfield	0-1	1985-86	1985-86
Fairleigh Dickinson	1-1	1986-87	1987-88
*Florida	20-41	1927-28	1988-89
Florida A&M	3-0	1967-68	1969-70
Florida Atlantic	1-0	1988-89	1988-89
*Florida International	3-0	1986-87	1988-89
Florida Southern	56-8	1927-28	1970-71
*Florida State	24-25	1950-51	1986-87
Fordham	0-1	1970-71	1970-71
Ft. Lauderdale NAS	0-1	1945-46	1945-46
Furman	0-2	1951-52	1954-55
Georgetown	1-2	1954-55	1988-89
George Washington	0-1	1970-71	1970-71
Georgia	1-1	1938-39	1985-86
Georgia State	1-0	1985-86	1985-86
Georgia Tech	1-1	1952-53	1966-67
*Hartford	1-0	1985-86	1985-86
University of Havana	5-1	1927-28	1948-49
Hawaii	2-1	1967-68	1968-69
Hofstra	1-0	1985-86	1985-86
Holy Cross	1-0	1960-61	1960-61
Houston	5-9	1955-56	1970-71
Illinois	0-1	1968-69	1968-69
Iona	1-0	1959-60	1959-60
Jacksonville Navy	1-1	1941-42	1941-42
Jacksonville Univ.	22-6	1957-58	1970-71
Jewish Prog. AA-Atl.	0-1	1938-39	1938-39
Junior C. of C.	1-1	1928-29	1928-29
*Kansas	1-1	1986-87	1988-89
Kentucky	0-1	1956-57	1956-57
Kentucky Wesleyan	4-1	1955-56	1959-60
Key West Navy	1-0	1951-52	1951-52
Lafayette	1-0	1970-71	1970-71
LaSalle	4-9	1950-51	1970-71

OPPONENT	W-L	FIRST MEETING	LAST MEETING
*Lehigh	1-0	1970-71	1970-71
LSU	2-1	1950-51	1957-58
Long Island	1-0	1988-89	1988-89
Louisville	2-5	1950-51	1965-66
Loyola (N.O.)	9-7	1952-53	1970-71
Manhattan	1-0	1985-86	1985-86
Marist	1-1	1987-88	1987-88
Marquette	2-2	1985-86	1988-89
Marshall	1-1	1941-42	1970-71
*Maryland-Baltimore County	1-0	1987-88	1987-88
Maryland-Eastern Shore	3-0	1985-86	1988-89
Maryland	4-4	1948-49	1970-71
McDill Field	2-0	1945-46	1947-48
Mediterranean A.S.	1-0	1945-46	1945-46
Memphis State	2-3	1955-56	1967-68
*Mercer	0-1	1938-39	1938-39
Miami Beach	1-0	1928-29	1928-29
Miami Beach All Stars	1-0	1952-53	1952-53
Miami Beach Canoe Club	2-0	1927-28	1927-28
Miami (Ohio)	5-3	1946-47	1968-69
Michigan	0-1	1987-88	1987-88
Mississippi	2-0	1949-50	1949-50
Mississippi Coll.	1-0	1955-56	1955-56
Mississippi Southern	1-1	1955-56	1956-57
Mississippi State	0-1	1957-58	1957-58
Monmouth	0-1	1987-88	1987-88
Morehead State	4-3	1946-47	1970-71
Mount St. Mary's	1-0	1966-67	1966-67
Muffets	2-0	1948-49	1949-50
Murray State	2-1	1952-53	1961-62
Navy	0-1	1986-87	1986-87
Navy Rec. Barracks	0-1	1945-46	1945-46
Nebraska	1-1	1951-52	1970-71
Nevada	1-1	1963-64	1965-66
New Mexico	0-2	1986-87	1988-89
New Orleans	0-2	1985-86	1985-86
New York University	1-1	1954-55	1967-68
Niagara	1-0	1964-65	1964-65
*North Carolina	0-3	1949-50	1986-87
North Carolina State	0-1	1939-40	1939-40
*Notre Dame	0-2	1985-86	1986-87
Ohio State	0-1	1953-54	1953-54
Ohio University	1-1	1965-66	1969-70
Oklahoma City	5-4	1957-58	1970-71
Old Dominion	1-0	1988-89	1988-89
Oral Roberts	1-1	1988-89	1988-89
Oregon State	0-1	1969-70	1969-70
Penn State	0-1	1986-87	1986-87
Pennsylvania	4-3	1947-48	1988-89
Pensacola NAS	2-0	1946-47	1946-47
Pepperdine	0-1	1969-70	1969-70
Pi Chi	2-0	1939-40	1940-41
Pittsburgh	7-4	1947-48	1969-70
Ponce de Leon	0-1	1928-29	1928-29
Princeton	1-1	1948-49	1948-49
*Providence	2-3	1962-63	1988-89
Purdue	0-1	1987-88	1987-88
Radford	1-0	1986-87	1986-87
Redland	1-0	1928-29	1928-29
Rhode Island	4-0	1961-62	1969-70
Rider	1-0	1985-86	1985-86
Rio Grande	0-1	1953-54	1953-54
Rollins	35-13	1927-28	1964-65
Rutgers	1-0	1988-89	1988-89
St. Francis (PA)	2-0	1962-63	1986-87
St. John's	1-2	1962-63	1966-67
St. Joseph College	0-2	1950-51	1963-64
St. Louis	0-2	1960-61	1988-89
St. Mary's (CA)	4-0	1963-64	1969-70
St. Peter's	1-0	1962-63	1962-63
St. Thomas	2-0	1969-70	1987-88
San Diego State	1-1	1986-87	1987-88
San Francisco	2-0	1960-61	1965-66
Santa Clara	0-3	1960-61	1965-66
Savannah State	1-0	1988-89	1988-89
South Carolina	0-1	1987-88	1987-88
*South Florida	4-0	1987-88	1988-89
Stanford	1-1	1986-87	1988-89
Texas	1-1	1987-88	1988-89
Tennessee Tech	1-0	1988-89	1988-89
UCLA	0-3	1969-70	1988-89
Virginia Commonwealth	1-1	1987-88	1988-89
Wichita State	1-0	1988-89	1988-89
Winthrop	1-1	1986-87	1987-88

*Denotes 1989-90 Opponent

NCAA Championships

Year	Teams	Site	Outstanding Player
1939	Oregon 46, Ohio State 33	Evansville, IL	None Selected
1940	Indiana 60, Kansas 42	Kansas City, MO	Marvin Huffman (Indiana)
1941	Wisconsin 39, Washington State 34	Kansas City, MO	John Kotz (Indiana)
1942	Stanford 53, Dartmouth 38	Kansas City, MO	Howie Dallmar (Stanford)
1943	Wyoming 46, Georgetown 34	New York, NY	Ken Sailors (Wyoming)
1944	Utah 42, Dartmouth 40(ot)	New York, NY	Arnold Ferrin (Utah)
1945	Oklahoma State 49, NYU 45	New York, NY	Bob Kurland (Oklahoma State)
1946	Oklahoma State 43, North Carolina 40	New York, NY	Bob Kurland (Oklahoma State)
1947	Holy Cross 58, Oklahoma 47	New York, NY	George Kaftan (Holy Cross)
1948	Kentucky 58, Baylor 42	New York, NY	Alex Groza (Kentucky)
1949	Kentucky 46, Oklahoma State 36	Seattle, WA	Alex Groza (Kentucky)
1950	CCNY 71, Bradley 68	New York, NY	Irwin Dambrot (CCNY)
1951	Kentucky 68, Kansas State 58	Minneapolis, MN	None Selected
1952	Kansas 80, St. Johns 63	Seattle, WA	Clyde Lovellette (Kansas)
1953	Indiana 69, Kansas 68	Kansas City, MO	B.H. Born (Kansas)
1954	Lasalle 92, Bradley 76	Knasas City, MO	Tom Gola (LaSalle)
1955	USF 77, LaSalle 63	Kansas City, MO	Bill Russell (USF)
1956	USF 83, Iowa 71	Evansville, IL	Hall Lear (Temple)
1957	North Carolina 54, Kansas 53 (3ot)	Kansas City, MO	Wilt Chamberlain (Kansas)
1958	Kentucky 84, Seattle 72	Louisville, KY	Elgin Baylor (Seattle)
1959	Cal 71, West Virginia 70	Louisville, KY	Jerry West (West Virginia)
1960	Ohio State 75, Cal 55	San Francisco, CA	Jerry Lucas (Ohio State)
1961	Cincinnati 70, Ohio State 65 (ot)	Kansas City, MO	Jerry Lucas (Ohio State)
1962	Cincinnati 71, Ohio State 59	Louisville, KY	Paul Hogue (Cincinnati)
1963	Loyola-Chicago 60, Cincinnati 58 (ot)	Louisville, KY	Art Heyman (Duke)
1964	UCLA 98, Duke 83	Kansas City, MO	Walt Hazzard (UCLA)
1965	UCLA 91, Michigan 80	Portland, OR	Bill Bradley (Princeton)
1966	Texas El-Paso 72, Kentucky 65	College Park, MD	Jerry Chambers (Utah)
1967	UCLA 79, Dayton 64	Louisville, KY	Lew Alcindor (UCLA)
1968	UCLA 78, North Carolina 55	Los Angeles, CA	Lew Alcindor (UCLA)
1969	UCLA 92, Purdue 72	Louisville, KY	Lew Alcindor (UCLA)
1970	UCLA 80, Jacksonville 69	College Park, MD	Sidney Wicks (UCLA)
1971	UCLA 68, Villinova 62*	Houston, TX	Howard Porter (Villinova)*
1972	UCLA 81, Florida State 76	Los Angeles, CA	Bill Walton (UCLA)
1973	UCLA 87, Memphis State 66	St. Louis, MO	Bill Walton (UCLA)
1974	North Carolina State 76, Marquette 64	Greensboro, NC	David Thompson (N.C.State)
1975	UCLA 92, Kentucky 85	San Diego, CA	Richard Washington (UCLA)
1976	Indiana 86, Michigan 68	Philadelphia, PA	Kent Benson (Indiana)
1977	Marquette 67, North Carolina 59	Atlanta, GA	Butch Lee (Marquette)
1978	Kentucky 94, Duke 88	St. Louis, MO	Jack Givens (Kentucky)
1979	Michigan State 75, Indiana State 64	Salt Lake City, UT	Earvin Johnson (Michigan State)
1980	Louisville 59, UCLA 54	Indianapolis, IN	Darrell Griffith (Louisville)
1981	Indiana 63, North Carolina 50	Philadelphia, PA	Isiah Thomas (Indiana)
1982	North Carolina 63, Georgetown 62	New Orleans, LA	James Worthy (North Carolina)
1983	North Carolina State 54, Houston 52	Albuquerque, NM	Akeem Olajuwon (Houston)
1984	Georgetown 84, Houston 75	Seattle, WA	Patrick Ewing (Georgetown)
1985	Villlinova 66, Georgetown 64	Lexington, KY	Ed Pinckney (Villinova)
1986	Louisville 72, Duke 69	Dallas, TX	Pervis Ellison (Louisville)
1987	Indiana 74, Syracuse 73	New Orleans, LA	Keith Smart (Indiana)
1988	Kansas 83, Oklahoma 79	Kansas City, MO	Danny Manning (Kansas)
1989	Michigan 80, Seton Hall 79 (2ot)	Seattle, WA	Glenn Rice (Michigan)

* spot vacated because of ineligible athletes

OTHER FINAL FOUR TEAMS (Listed In Order Of Finish)

Year		Year	
1939	Oklahoma, Villinova	1966	Duke, Utah
1940	Duquesne, USC	1967	Houston, North Carolina
1941	Pittsburgh, Arkansas	1968	Ohio State, Houston
1942	Colorado, Kentucky	1969	Drake, North Carolina
1943	Texas, Depaul	1970	New Mexico State, St. Bonaventure
1944	Iowa State, Ohio State	1971	Western Kentucky*, Kansas
1945	Arkanas, Ohio State	1972	North Carolina, Louisville
1946	Ohio State, California	1973	Indiana, Providence
1947	Texas, CCNY	1974	UCLA, Kansas
1948	Holy Cross, Kansas State	1975	Louisville, Syracuse
1949	Illinois, Oregon State	1976	UCLA, Rutgers
1950	North Carolina State, Baylor	1977	Nevada-Las Vegas, North Carolina Charlotte
1951	Illinois, Oklahoma State	1978	Arkansas, Notre Dame
1952	Illinois, Santa Clara	1979	DePaul, Penn
1953	Washington, LSU	1980	Purdue, Iowa
1954	Penn State, Southern Cal	1981	Virginia, LSU
1955	Colorado, Iowa	1982	Houston, Louisville
1956	Temple, SMU	1983	Georgia, Louisville
1957	USF, Michigan State	1984	Kentucky, Virginia
1958	Temple, Kansas State	1985	Memphis State, St.John's
1959	Cincinnati, Loisville	1986	Kansas, LSU
1960	Cincinnati, NYU	1987	Providence, UNLV
1961	St Josephs*, Utah	1988	Arizona, Duke
1962	Wake Forest, UCLA	1989	Duke, Illinois
1963	Duke, Oregon State		
1964	Michigan, Kansas State		
1965	Princeton, Wichita State		

+ spot vacated because of ineligible athletes
1939-45 and 1982-89 are considered ties

1989 NCAA TOURNAMENT RESULTS

SOUTHEAST
First Round
Oklahoma 72, East Tennessee State 71
Louisiana Tech 83, LaSalle 74
Virginia 100, Providence 97
Middle Tennessee State 97, Florida State 84
South Alabama 86, Alabama 84
Michigan 92, Xavier 87
UCLA 84, Iowa 74
North Carolina 93, Southern-Baton Rouge 79

Second Round
Oklahoma 124, Louisiana Tech 81
Virginia 104, Middle Tennessee State 88
Michigan 91, South Alabama 82
North Carolina 88, UCLA 80

Regional Semifinals (Sweet 16)
Virginia 86, Oklahoma 80
Michigan 102, North Carolina 87

Southeast Regional Final
Michigan 102, Virginia 65

MIDWEST
First Round
Illinois 77, McNeese State 71
Ball State 68, Pittsburgh 64
Arkansas 120, Loyola (CA) 101
Louisville 76, Arkansas-Little Rock 71
Texas 76, Georgia Tech 70
Missouri 85, Creighton 69
Colorado State 68, Florida 46
Syracuse 104, Bucknell 81

Second Round
Illinois 72, Ball State 60
Louisville 93, Arkansas 84
Missouri 108, Texas 89
Syracuse 65, Colorado State 50

Regional Semifinals (Sweet 16)
Illinois 83, Louisville 69
Syracuse 83, Missouri 80

Midwest Regional Final
Illinois 89, Syracuse 86

EAST
First Round
Georgetown 50, Princeton 49
Notre Dame 81, Vanderbilt 65
N.C. State 81, South Carolina 66
Iowa 87, Rutgers 73
Minnesota 86, Kansas State 75
Siena 80, Stanford 78
West Virginia 84, Tennessee 68
Duke 90, South Carolina State 69

Second Round
Georgetown 81, Notre Dame 74
N.C. State 102, Iowa 96
Minnesota 80, Siena 67
Duke 70, West Virginia 63

Regional Semifinals (Sweet 16)
Georgetown 69, N.C. State 61
Duke 87, Minnesota 70

East Regional Final
Duke 85, Georgetown 77

WEST
First Round
Arizona 94, Robert Morris 60
Clemson 83, St. Mary's (CA) 70
DePaul 66, Memphis State 63
UNLV 68, Idaho 56
Evansville 94, Oregon State 90
Seton Hall 60, Southwest Missouri State 51
Texas-El Paso 85, Louisiana State 74
Indiana 99, George Mason 85

Second Round
Arizona 94, Clemson 68
UNLV 85, DePaul 70
Seton Hall 87, Evansville 73
Indiana 92, Texas-El Paso 69

Regional Semifinals (Sweet 16)
UNLV 68, Arizona 67
Seton Hall 78, Indiana 65

West Regional Final
Seton Hall 84, UNLV 61

NCAA FINAL FOUR
Semifinals
Michigan 83, Illinois 81
Seton Hall 95, Duke 78

NCAA CHAMPIONSHIP
Michigan 80, Seton Hall 79 (2OT)

1989 NATIONAL INVITATIONAL TOURNAMENT RESULTS

OPENING ROUND
ST. JOHN'S 70, Mississippi 67
RICHMOND 70, Temple 56
WISCONSIN 63, New Orleans 61
VILLANOVA 76, St. Peter's 56
Connecticut 67, UNC-CHARLOTTE 62
OHIO STATE 81, Akron 70
ST. LOUIS 87, Southern Illinois 54
PENN STATE 89, Murray State 73
MICHIGAN STATE 83, Kent State 69
WICHITA STATE 70, UC-Santa Barbara 62
NEW MEXICO 91, Santa Clara 76
CALIFORNIA 73, Hawaii 57
ALABAMA-BIRMINGHAM 83,
Georgia Southern 69
Pepperdine 84, NEW MEXICO STATE 69
NEBRASKA 81, Arkansas State 79

SECOND ROUND
Alabama-Birmingham 64, RICHMOND 61
St. Louis 73, WISCONSIN 68
VILLANOVA 76, Penn State 67
OHIO STATE 85, Nebraska 74
MICHIGAN STATE 79, Wichita State 67
CONNECTICUT 73, California 69
ST. JOHN'S 76, Oklahoma State 64
NEW MEXICO 86, Pepperdine 69

QUARTERFINAL ROUND
Alabama-Birmingham 85, CONNECTICUT 79
Michigan State 70, VILLANOVA 63
St. John's 83, OHIO STATE 80 (OT)
St. Louis 66, NEW MEXICO 65

SEMIFINALS
St. Louis 74, Michigan State 64
St. John's 76, Alabama-Birmingham 65

THIRD PLACE GAME
Alabama-Birmingham 78, Michigan State 76 (OT)

CHAMPIONSHIP GAME
St. John's 73, St. Louis 65



Jake Morton

UNITED PRESS INTERNATIONAL POLLS AND ALL-AMERICA TEAMS

Regular Season Only

1989
1. Arizona
2. Georgetown
3. Illinois
4. North Carolina
5. Oklahoma
6. Indiana
7. Duke
8. Missouri
9. Syracuse
10. Michigan

All America
Danny Ferry (Duke)*
Sean Elliot (Arizona)
Stacy King (Oklahoma)
Jay Edwards (Indiana
Chris Jackson (LSU)
Coach of the Year: (Bob Knight)

1988
1. Temple
2. Arizona
3. Purdue
4. Oklahoma
5. Duke
6. Kentucky
7. Pittsburgh
8. North Carolina
9. Syracuse
10. Michigan

All-America
Hersey Hawkins (Bradley)*
Gary Grant (Michigan)
Sean Elliott (Arizona)
Danny Ferry (Duke)
Danny Manning (Kansas)
Coach: John Chaney (Temple)

1987
1. UNLV
2. Indiana
3. North Carolina
4. Georgetown
5. DePaul
6. Purdue
7. Iowa
8. Temple
9. Alabama
10. Syracuse

All America
David Robinson (Navy)*
Kenny Smith (North Carolina)
Steve Alford (Indiana)
Reggie Williams (Georgetown)
Danny Manning (Kansas)
Coach: John Chaney (Temple)

1986
1. Duke
2. Kansas
3. St. John's
4. Kentucky
5. Michigan
6. Georgia Tech
7. Louisville
8. North Carolina
9. Syracuse
10. Nevada-Las Vegas

All-America
Len Bias, Maryland
Ken Walker, Kentucky
Walter Berry, St. John's
Scott Skiles, Michigan State
Johnny Dawkins, Duke
Coach: Mike Krzyzewski (Duke)

1985
1. Georgetown
2. Michigan
3. St. John's
4. Memphis State
5. Oklahoma
6. Georgia Tech
7. North Carolina
8. Louisiana Tech
9. UNLV
10. Illinois

All-America
Patrick Ewing (Georgetown)*
Chris Mullin (St. John's)
Keith Lee (Memphis State)
Wayman Tisdale (Oklahoma)
Xavier McDaniel (Wichita State)
Coach: Bill Frieder (Michigan)

1984
1. North Carolina
2. Georgetown
3. Kentucky
4. DePaul
5. Houston
6. Illinois
7. Arkansas
8. Oklahoma
9. Texas-El Paso
10. Maryland

All-America
Michael Jordan (North Carolina)*
Chris Mullin (St. John's)
Patrick Ewing (Georgetown)
Sam Perkins (North Carolina)
Wayman Tisdale (Oklahoma)
Coach: Ray Meyer (DePaul)

1983
1. Houston
2. Louisville
3. St. John's
4. Virginia
5. Indiana
6. Nevada-Las Vegas
7. UCLA
8. North Carolina
9. Arkansas
10. Kentucky

All-America
Michael Jordan (North Carolina)
John Paxson (Notre Dame)
Ralph Sampson (Virginia)*
Sam Perkins (North Carolina)
Keith Lee (Memphis State)
Coach: Jerry Tarkanian (UNLV)

1982
1. North Carolina
2. DePaul
3. Virginia
4. Oregon State
5. Missouri
6. Minnesota
7. Georgetown
8. Idaho
9. Memphis State
10. Fresno State

All-America
Eric Floyd (Georgetown)
Quintin Dailey (USF)
Ralph Sampson (Virginia)*
Terry Cummings (DePaul)
James Worthy (North Carolina)
Coach: Norm Stewart (Missouri)

1981
1. DePaul
2. Oregon State
3. Virginia
4. LSU
5. Arizona State
6. North Carolina
7. Indiana
8. Kentucky
9. Notre Dame
20. Utah

All-America
Isiah Thomas (Indiana)
Danny Ainge (BYU)
Ralph Sampson (Virginia)*
Mark Aguirre (DePaul)
Kelly Tripucka (Notre Dame)
Coach: Ralph Miller (Oregon State)

1980
1. DePaul
2. LSU
3. Kentucky
4. Louisville
5. Oregon State
6. Syracuse
7. Indiana
8. Maryland
9. Ohio State
10. Georgetown

All-America
Mark Aguirre (DePaul)*
Darrel Griffith (Louisville)
Kyle Macy (Kentucky)
Joe Barry Carroll (Purdue)
Michael Brooks (LaSalle)
Coach: Ray Meyer (DePaul)

1979
1. Indiana State
2. UCLA
3. North Carolina
4. Michigan State
5. Notre Dame
6. Arkansas
7. Duke
8. DePaul
9. LSU
10. Syracuse

All-America
Larry Bird (Indiana State)*
David Greenwood (UCLA)
Mike Gminski (Duke)
Earvin "Magic" Johnson (Michigan State)
Jim Spanarkel (Duke)
Coach: Bill Hodges (Indiana State)

1978
1. Kentucky
2. UCLA
3. Marquette
4. New Mexico
5. Michigan State
6. Arkansas
7. DePaul
8. Kansas
9. Duke
10. North Carolina

All-America
Butch Lee (Marquette)*
Phil Ford (North Carolina)
Mychal Thompson (Minnesota)
Larry Bird (Indiana State)
David Greenwood (UCLA)
Coach: Eddie Sutton (Arkansas)

1977
1. Michigan
2. USF
3. North Carolina
4. UCLA
5. Kentucky
6. Nevada-Las Vegas
7. Arkansas
8. Tennessee
9. Syracuse
10. Utah

All-America
Marques Johnson (UCLA)*
Rickey Green (Michigan)
Kent Benson (Indiana)
Bernard King (Tennessee)
Otis Birdsong (Houston)
Coach: Bob Gaillard (USF)

1976
1. Indiana
2. Marquette
3. Rutgers
4. Nevada-Las Vegas
5. UCLA
6. North Carolina
7. Alabama
8. Notre Dame
9. Michigan
10. Washington

All-America
Scott May (Indiana)*
Adrian Dantley (Notre Dame)
John Lucas (Maryland)
Richard Washington (UCLA)
Kent Benson (Indiana)
Coach: Tom Young (Rutgers)

1975
1. Indiana
2. UCLA
3. Louisville
4. Kentucky
5. Maryland
6. Marquette
7. Arizona State
8. Alabama
9. North Carolina State
10. North Carolina

All-America
David Thompson (North Carolina State)*
Adrian Dantley (Notre Dame)
David Meyers (UCLA)
John Lucas (Maryland)
Scott May (Indiana)
Coach: Bobby Knight (Indiana)

1974
1. North Carolina State
2. UCLA
3. Notre Dame
4. Maryland
5. Marquette
6. Providence
7. Vanderbilt
8. North Carolina
9. Indiana
10. Kansas

All-America
Bill Walton (UCLA)*
David Thompson (North Carolina State)
John Shumate (Notre Dame)
Keith Wilkes (UCLA)
Marvin Barnes (Providence)
Coach: Digger Phelps (Notre Dame)

1973
1. UCLA
2. North Carolina State
3. Long Beach State
4. Marquette
5. Providence
6. Indiana
7. (tie) Kansas State SW Louisiana
9. Minnesota
10. Maryland

All-America
Bill Walton (UCLA)*
Ed Ratleff (Long Beach State)
David Thompson (North Carolina State)
Doug Collins (Illinois State)
Dwight Lamar (SW Louisiana)
Coach: John Wooden (UCLA)

1972
1. UCLA
2. North Carolina
3. Penn
4. Louisville
5. South Carolina
6. Long Beach State
7. Marquette
8. SW Louisiana
9. BYU
10. Florida State

All-America
Bill Walton (UCLA)*
Henry Bibby (UCLA)
Dwight Lamar (SW Louisiana)
Jim Chones (Marquette)
Ed Ratleff (Long Beach State)
Coach: John Wooden (UCLA)

1971
1. UCLA
2. Marquette
3. Penn
4. Kansas
5. Southern Cal
6. South Carolina
7. Western Kentucky
8. Kentucky
9. Fordham
10. Ohio State

All-America
Austin Carr (Notre Dame)*
Sidney Wicks (UCLA)
Artis Gilmore (Jacksonville)
Dean Meminger (Marquette)
John Roche (South Carolina)
Coach: Al McGuire (Marquette)

1970
1. Kentucky
2. UCLA
3. St. Bonaventure
4. New Mexico State
5. Jacksonville
6. South Carolina
7. Iowa
8. Notre Dame
9. Drake
10. Marquette

All-America
Pete Maravich (LSU)*
Bob Lanier (St. Bonaventure)
Rick Mount (Purdue)
Calvin Murphy (Niagara)
Dan Issel (Kentucky)
Coach: John Wooden (UCLA)

1969
1. UCLA
2. North Carolina
3. Davidson
4. Santa Clara
5. Kentucky
6. LaSalle
7. Purdue
8. St. John's
9. New Mexico State
10. Duquesne

All-America
Lew Alcindor (UCLA)*
Pete Maravich (LSU)
Rich Mount (Purdue)
Spencer Haywood (Detroit)
Calvin Murphy (Niagara)
Coach: John Wooden (UCLA)

1968
1. Houston
2. UCLA
3. St. Bonaventure
4. North Carolina
5. Kentucky
6. Columbia
7. New Mexico
8. Louisville
9. Davidson
10. Marquette

All-America
Elvin Hayes (Houston)*
Lew Alcindor (UCLA)
Pete Maravich (LSU)
Wes Unseld (Louisville)
Larry Miller (North Carolina)
Coach: Guy V. Lewis (Houston)

1967
1. UCLA
2. Louisville
3. North Carolina
4. Kansas
5. Princeton
6. Houston
7. Western Kentucky
8. Texas-El Paso
9. Tennessee
10. Boston College

All-America
Lew Alcindor (UCLA)*
Elvin Hayes (Houston)
Jimmy Walker (Providence)
Wes Unseld (Louisville)
Bob Lloyd (Rutgers)
Coach: John Wooden (UCLA)

1966
1. Kentucky
2. Duke
3. Texas-El Paso
4. Kansas
5. Loyola-Chicago
6. St. Joseph's
7. Michigan
8. Vanderbilt
9. Cincinnati
10. Providence

All-America
Cazzie Russell (Michigan)*
Clyde Lee (Vanderbilt)
Jimmy Walker (Providence)
Dave Schellhase (Purdue)
Dave Bing (Syracuse)
Coach: Adolph Rupp (Kentucky)

1965
1. Michigan
2. UCLA
3. St. Joseph's
4. Providence
5. Vanderbilt
6. BYU
7. Davidson
8. Minnesota
9. Duke
10. USF

All-America
Bill Bradley (Princeton)*
Cazzie Russell (Michigan)
Gail Goodrich (UCLA)
Fred Hetzel (Davidson)
RICK BARRY (MIAMI-FLORIDA)
Coach: Dave Strack (Michigan)

1964
1. UCLA
2. Michigan
3. Kentucky
4. Duke
5. Oregon State
6. Wichita State
7. Villanova
8. Loyola-Chicago
9. Texas-El Paso
10. Davidson

All-America
Gary Bradds (Ohio State)*
Walt Hazzard (UCLA)
Cotton Nash (Kentucky)
Bill Bradley (Princeton)
Dave Stallworth (Wichita State)
Coach: John Wooden (UCLA)

1963
1. Cincinnati
2. Duke
3. Arizona State
4. Loyola-Chicago
5. Illinois
6. Wichita State
7. Mississippi State
8. Ohio State
9. Colorado
10. Stanford

All-America
Art Heyman (Duke)*
Ron Bonham (Cincinnati)
Jerry Harkness (Loyola-Chicago)
Gary Bradds (Ohio State)
Tom Thacker (Cincinnati)
Coach: Ed Jucker (Cincinnati)

1962
1. Ohio State
2. Cincinnati
3. Kentucky
4. Mississippi State
5. Kansas State
6. Bradley
7. Wake Forest
8. Colorado
9. Bowling Green
10. Utah

All-America
Jerry Lucas (Ohio State)*
Terry Dischinger (Purdue)
Bill McGill (Utah)
Chet Walker (Bradley)
John Havlicek (Ohio State)
Coach: Fred Taylor (Ohio State)

1961
1. Ohio State
2. Cincinnati
3. St. Bonaventure
4. Kansas State
5. Southern Cal
6. North Carolina
7. Bradley
8. St. John's
9. Duke
10. Wake Forest

All-America
Jerry Lucas (Ohio State)*
Tom Stith (St. Bonaventure)
Terry Dischinger (Purdue)
Roger Kaiser (Georgia Tech)
Chet Walker (Bradley)
Coach: Fred Taylor (Ohio State)

1960
1. California
2. Cincinnati
3. Ohio State
4. Bradley
5. Utah
6. West Virginia
7. Utah State
8. Georgia Tech
9. Villanova
10. Indiana

All-America
Jerry West (West Virginia)
Oscar Robertson (Cincinnati)*
Jerry Lucas (Ohio State)
Darryl Imhoff (Cal)
Tom Stith (St. Bonaventure)
Coach: Pete Newell (Cal)

1959
1. Kansas State
2. Kentucky
3. Michigan State
4. Cincinnati
5. North Carolina State
6. (tie) North Carolina Mississippi State
8. Bradley
9. California
10. Auburn

All-America
Oscar Robertson (Cincinnati)*
Bailey Howell (Mississippi State)
Bob Boozer (Kansas State)
Jerry West (West Virginia)
Don Hennon (Pitt)
Coach: Adolph Rupp (Kentucky)

1958
1. West Virginia
2. Cincinnati
3. USF
4. Kansas State
5. Temple
6. Maryland
7. Notre Dame
8. Kansas
9. Dayton
10. Indiana

All-America
Wilt Chamberlain (Kansas)
Oscar Robertson (Cincinnati)*
Elgin Baylor (Seattle)
Guy Rodgers (Temple)
Don Hennon (Pitt)
Coach: Tex Winter (Kansas State)

1957
1. North Carolina
2. Kansas
3. Kentucky
4. SMU
5. Seattle
6. California
7. Michigan State
8. Louisville
9. UCLA
10. St. Louis

All-America
Wilt Chamberlain (Kansas)
Chet Forte (Columbia)*
Lenny Rosenbluth (North Carolina)
Grady Wallace (South Carolina)
Rod Hundley (West Virginia)
Coach: Frank McGuire (North Carolina)

1956
1. USF
2. North Carolina State
3. Dayton
4. Iowa
5. Alabama
6. SMU
7. Louisville
8. Illinois
9. UCLA
10. Vanderbilt

All-America
Bill Russell (USF)*
Si Green (Duquesne)
Robin Freeman (Ohio State)
Darrell Floyd (Furman)
K.C. Jones (USF)
Coach: Phil Woolpert (USF)

1955
1. USF
2. Kentucky
3. LaSalle
4. Utah
5. Iowa
6. North Carolina State
7. Duquesne
8. Oregon State
9. Marquette
10. Dayton

All-America
Tom Gola (LaSalle)*
Bill Russell (USF)
Dick Garmaker (Minnesota)
Si Green (Duquesne)
Dick Ricketts (Duquesne)
Coach: Phil Woolpert (USF)



Joseph Randon

1954
1. Indiana
2. Kentucky
3. Duquesne
4. Oklahoma State
5. Notre Dame
6. Western Kentucky
7. Kansas
8. LSU
9. Holy Cross
10. Iowa

All-America
Frank Selvy (Furman)
John Schlundt (Indiana)
Tom Gola (LaSalle)
Cliff Hagan (Kentucky)
Bob Pettit (LSU)

1953
1. Indiana
2. Washington
3. LaSalle
4. Seton Hall
5. Kansas
6. LSU
7. Oklahoma State
8. North Carolina State
9. Kansas State
10. Illinois

All-America
Walter Dukes (Seton Hall)
John O'Brien (Seattle)
Bob Houbregs (Washington)
Tom Gola (LaSalle)
Ernie Beck (Penn)

1952
1. Kentucky
2. Illinois
3. Kansas
4. Duquesne
5. Washington
6. Kansas State
7. St. Louis
8. Iowa
9. St. John's
10. Wyoming

All-America
Chuck Darling (Iowa)
Mark Workman (West Virginia)
Clyde Lovellete (Kansas)
Dick Groat (Duke)
Cliff Hagan (Kentucky)

1951
1. Kentucky
2. Oklahoma State
3. Kansas State
4. Illinois
5. Columbia
6. Bradley
7. North Carolina State
8. Indiana
9. St. John's
10. BYU

All-America
Bill Mikvy (Temple)
Sam Ranzino (North Carolina State)
Bill Spivey (Kentucky)
Gene Melchiorre (Bradley)
Clyde Lovellete (Kansas)

(Player of Year Indicated*)

ASSOCIATED PRESS POLLS AND ALL-AMERICA TEAMS

Regular Season Only

1989
1. Arizona
2. Georgetown
3. Illinois
4. Oklahoma
5. North Carolina
6. Missouri
7. Syracuse
8. Indiana
9. Duke
10. Michigan

All-America
Sean Elliot (Arizona)*
Chris Jackson (LSU)
Danny Ferry (Duke)
Stacy King (Oklahoma)
Sherman Douglas (Syracuse)
Coach of the Year: Bob Knight (Indiana)

1988
1. Temple
2. Arizona
3. Purdue
4. Oklahoma
5. Duke
6. Kentucky
7. North Carolina
8. Pittsburgh
9. Syracuse
10. Michigan

All-America
Danny Manning (Kansas)*
Sean Elliott (Arizona)
Hersey Hawkins (Bradley)*
J.R. Reid (North Carolina)
Gary Grant (Michigan)
Coach:John Chaney (Temple)

1987
1. UNLV
2. North Carolina
3. Indiana
4. Georgetown
5. DePaul
6. Iowa
7. Purdue
8. Temple
9. Alabama
10. Syracuse

All-America
David Robinson (Navy)*
Steve Alford (Indiana)
Danny Manning (Kansas)
Reggie Williams (Georgetown)
Kenny Smith (North Carolina)
Coach: Tom Davis (Iowa)

1986
1. Duke
2. Kansas
3. Kentucky
4. St. John's
5. Michigan
6. Georgia Tech
7. Louisville
8. North Carolina
9. Syracuse
10. Notre Dame

All-America
Len Bias, Maryland
Kenny Walker, Kentucky
Walter Berry, St. John's
Steve Alford, Indiana
Johnny Dawkins, Duke
Coach: Eddie Sutton (Kentucky)

1985
1. Georgetown
2. Michigan
3. St. John's
4. Oklahoma
5. Memphis State
6. Georgia Tech
7. North Carolina
8. Louisiana Tech
9. UNLV
10. Duke

All-America
Patrick Ewing (Georgetown)*
Chris Mullin (St. John's)
Wayman Tisdale (Oklahoma)
Keith Lee (Memphis State)
Xavier McDaniel (Wichita State)
Coach: Bill Frieder (Michigan)

1984
1. North Carolina
2. Georgetown
3. Kentucky
4. DePaul
5. Houston
6. Illinois
7. Arkansas
8. Oklahoma
9. Texas-El Paso
10. Maryland

All-America
Michael Jordan (North Carolina)*
Chris Mullin (St. John's)
Patrick Ewing (Georgetown)
Sam Perkins (North Carolina)
Wayman Tisdale (Oklahoma)
Coach of the Year: Ray Meyer (DePaul)

1983
1. Houston
2. Louisville
3. St. John's
4. Virginia
5. Indiana
6. Nevada-Las Vegas
7. UCLA
8. North Carolina
9. Arkansas
10. Kentucky

All-America
Michael Jordan (North Carolina)
John Paxson (Notre Dame)
Ralph Sampson (Virginia)*
Sam Perkins (North Carolina)
Keith Lee (Memphis State)
Coach of the Year: Jerry Tarkanian (UNLV)

1982
1. North Carolina
2. DePaul
3. Virginia
4. Oregon State
5. Missouri
6. Minnesota
7. Georgetown
8. Idaho
9. Memphis State
10. Fresno State

All-America
Eric Floyd (Georgetown)
Quintin Dailey (USF)
Ralph Sampson (Virginia)*
Terry Cummings (DePaul)
James Worthy (North Carolina)
Coach: Norm Stewart (Missouri)

1981
1. DePaul
2. Oregon State
3. Virginia
4. LSU
5. Arizona State
6. North Carolina
7. Indiana
8. Kentucky
9. Notre Dame
20. Utah

All-America
Isiah Thomas (Indiana)
Danny Ainge (BYU)
Ralph Sampson (Virginia)*
Mark Aguirre (DePaul)
Kelly Tripucka (Notre Dame)
Coach: Ralph Miller (Oregon State)

1980
1. DePaul
2. LSU
3. Kentucky
4. Louisville
5. Oregon State
6. Syracuse
7. Indiana
8. Maryland
9. Ohio State
10. Georgetown

All-America
Mark Aguirre (DePaul)*
Darrel Griffith (Louisville)
Kyle Macy (Kentucky)
Joe Barry Carroll (Purdue)
Michael Brooks (LaSalle)
Coach: Ray Meyer (DePaul)

1979
1. Indiana State
2. UCLA
3. North Carolina
4. Michigan State
5. Notre Dame
6. Arkansas
7. Duke
8. DePaul
9. LSU
10. Syracuse

All-America
Larry Bird (Indiana State)*
David Greenwood (UCLA)
Mike Gminski (Duke)
Earvin "Magic" Johnson (Michigan State)
Jim Spanarkel (Duke)
Coach: Bill Hodges (Indiana State)

1978
1. Kentucky
2. UCLA
3. Marquette
4. New Mexico
5. Michigan State
6. Arkansas
7. DePaul
8. Kansas
9. Duke
10. North Carolina

All-America
Butch Lee (Marquette)*
Phil Ford (North Carolina)
Mychal Thompson (Minnesota)
Larry Bird (Indiana State)
David Greenwood (UCLA)
Coach: Eddie Sutton (Arkansas)

1977
1. Michigan
2. USF
3. North Carolina
4. UCLA
5. Kentucky
6. Nevada-Las Vegas
7. Arkansas
8. Tennessee
9. Syracuse
10. Utah

All-America
Marques Johnson (UCLA)*
Rickey Green (Michigan)
Kent Benson (Indiana)
Bernard King (Tennessee)
Otis Birdsong (Houston)
Coach: Bob Gaillard (USF)

1976
1. Indiana
2. Marquette
3. Rutgers
4. Nevada-Las Vegas
5. UCLA
6. North Carolina
7. Alabama
8. Notre Dame
9. Michigan
10. Washington

All-America
Scott May (Indiana)*
Adrian Dantley (Notre Dame)
John Lucas (Maryland)
Richard Washington (UCLA)
Kent Benson (Indiana)
Coach: Tom Young (Rutgers)

1975
1. Indiana
2. UCLA
3. Louisville
4. Kentucky
5. Maryland
6. Marquette
7. Arizona State
8. Alabama
9. North Carolina State
10. North Carolina

All-America
David Thompson (North Carolina State)*
Adrian Dantley (Notre Dame)
David Meyers (UCLA)
John Lucas (Maryland)
Scott May (Indiana)
Coach: Bobby Knight (Indiana)

1974
1. North Carolina State
2. UCLA
3. Notre Dame
4. Maryland
5. Marquette
6. Providence
7. Vanderbilt
8. North Carolina
9. Indiana
10. Kansas

All-America
Bill Walton (UCLA)*
David Thompson (North Carolina State)
John Shumate (Notre Dame)
Keith Wilkes (UCLA)
Marvin Barnes (Providence)
Coach: Digger Phelps (Notre Dame)

1973
1. UCLA
2. North Carolina State
3. Long Beach State
4. Marquette
5. Providence
6. Indiana
7. (tie) Kansas State SW Louisiana
9. Minnesota
10. Maryland

All-America
Bill Walton (UCLA)*
Ed Ratleff (Long Beach State)
David Thompson (North Carolina State)
Doug Collins (Illinois State)
Dwight Lamar (SW Louisiana)
Coach: John Wooden (UCLA)

1972
1. UCLA
2. North Carolina
3. Penn
4. Louisville
5. South Carolina
6. Long Beach State
7. Marquette
8. SW Louisiana
9. BYU
10. Florida State

All-America
Bill Walton (UCLA)*
Henry Bibby (UCLA)
Dwight Lamar (SW Louisiana)
Jim Chones (Marquette)
Ed Ratleff (Long Beach State)
Coach: John Wooden (UCLA)

1971
1. UCLA
2. Marquette
3. Penn
4. Kansas
5. Southern Cal
6. South Carolina
7. Western Kentucky
8. Kentucky
9. Fordham
10. Ohio State

All-America
Austin Carr (Notre Dame)*
Sidney Wicks (UCLA)
Artis Gilmore (Jacksonville)
Dean Meminger (Marquette)
John Roche (South Carolina)
Coach: Al McGuire (Marquette)

1970
1. Kentucky
2. UCLA
3. St. Bonaventure
4. New Mexico State
5. Jacksonville
6. South Carolina
7. Iowa
8. Notre Dame
9. Drake
10. Marquette

All-America
Pete Maravich (LSU)*
Bob Lanier (St. Bonaventure)
Rick Mount (Purdue)
Calvin Murphy (Niagara)
Dan Issel (Kentucky)
Coach: John Wooden (UCLA)

1969
1. UCLA
2. North Carolina
3. Davidson
4. Santa Clara
5. Kentucky
6. LaSalle
7. Purdue
8. St. John's
9. New Mexico State
10. Duquesne

All-America
Lew Alcindor (UCLA)*
Pete Maravich (LSU)
Rich Mount (Purdue)
Spencer Haywood (Detroit)
Calvin Murphy (Niagara)
Coach: John Wooden (UCLA)

1968
1. Houston
2. UCLA
3. St. Bonaventure
4. North Carolina
5. Kentucky
6. Columbia
7. New Mexico
8. Louisville
9. Davidson
10. Marquette

All-America
Elvin Hayes (Houston)*
Lew Alcindor (UCLA)
Pete Maravich (LSU)
Wes Unseld (Louisville)
Larry Miller (North Carolina)
Coach: Guy V. Lewis (Houston)

1967
1. UCLA
2. Louisville
3. North Carolina
4. Kansas
5. Princeton
6. Houston
7. Western Kentucky
8. Texas-El Paso
9. Tennessee
10. Boston College

All-America
Lew Alcindor (UCLA)*
Elvin Hayes (Houston)
Jimmy Walker (Providence)
Wes Unseld (Louisville)
Bob Lloyd (Rutgers)
Coach: John Wooden (UCLA)

1966
1. Kentucky
2. Duke
3. Texas-El Paso
4. Kansas
5. Loyola-Chicago
6. St. Joseph's
7. Michigan
8. Vanderbilt
9. Cincinnati
10. Providence

All-America
Cazzie Russell (Michigan)*
Clyde Lee (Vanderbilt)
Jimmy Walker (Providence)
Dave Schellhase (Purdue)
Dave Bing (Syracuse)
Coach: Adolph Rupp (Kentucky)

1965
1. Michigan
2. UCLA
3. St. Joseph's
4. Procience
5. Vanderbilt
6. BYU
7. Davidson
8. Minnesota
9. Duke
10. USF

All-America
Bill Bradley (Princeton)*
Cazzie Russell (Michigan)
Gail Goodrich (UCLA)
Fred Hetzel (Davidson)
RICK BARRY (MIAMI-FLORIDA)
Coach: Dave Strack (Michigan)

1964
1. UCLA
2. Michigan
3. Kentucky
4. Duke
5. Oregon State
6. Wichita State
7. Villanova
8. Loyola-Chicago
9. Texas-El Paso
10. Davidson

All-America
Gary Bradds (Ohio State)*
Walt Hazzard (UCLA)
Cotton Nash (Kentucky)
Bill Bradley (Princeton)
Dave Stallworth (Wichita State)
Coach: John Wooden (UCLA)

1963
1. Cincinnati
2. Duke
3. Arizona State
4. Loyola-Chicago
5. Illinois
6. Wichita State
7. Mississippi State
8. Ohio State
9. Colorado
10. Stanford

All-America
Art Heyman (Duke)*
Ron Bonham (Cincinnati)
Jerry Harkness (Loyola-Chicago)
Gary Bradds (Ohio State)
Tom Thacker (Cincinnati)
Coach: Ed Jucker (Cincinnati)

1962
1. Ohio State
2. Cincinnati
3. Kentucky
4. Mississippi State
5. Kansas State
6. Bradley
7. Wake Forest
8. Colorado
9. Bowling Green
10. Utah

All-America
Jerry Lucas (Ohio State)*
Terry Dischinger (Purdue)
Bill McGill (Utah)
Chet Walker (Bradley)
John Havlicek (Ohio State)
Coach: Fred Taylor (Ohio State)

1961
1. Ohio State
2. Cincinnati
3. St. Bonaventure
4. Kansas State
5. Southern Cal
6. North Carolina
7. Bradley
8. St. John's
9. Duke
10. Wake Forest

All-America
Jerry Lucas (Ohio State)*
Tom Stith (St. Bonaventure)
Terry Dischinger (Purdue)
Roger Kaiser (Georgia Tech)
Chet Walker (Bradley)
Coach: Fred Taylor (Ohio State)

1960
1. California
2. Cincinnati
3. Ohio State
4. Bradley
5. Utah
6. West Virginia
7. Utah State
8. Georgia Tech
9. Villanova
10. Indiana

All-America
Jerry West (West Virginia)
Oscar Robertson (Cincinnati)*
Jerry Lucas (Ohio State)
Darryl Imhoff (Cal)
Tom Stith (St. Bonaventure)
Coach: Pete Newell (Cal)

1959
1. Kansas State
2. Kentucky
3. Michigan State
4. Cincinnati
5. North Carolina State
6. (tie) North Carolina Mississippi State
8. Bradley
9. California
10. Auburn

All-America
Oscar Robertson (Cincinnati)*
Bailey Howell (Mississippi State)
Bob Boozer (Kansas State)
Jerry West (West Virginia)
Don Hennon (Pitt)
Coach: Adolph Rupp (Kentucky)

1958
1. West Virginia
2. Cincinnati
3. USF
4. Kansas State
5. Temple
6. Maryland
7. Notre Dame
8. Kansas
9. Dayton
10. Indiana

All-America
Wilt Chamberlain (Kansas)
Oscar Robertson (Cincinnati)*
Elgin Baylor (Seattle)
Guy Rodgers (Temple)
Don Hennon (Pitt)
Coach: Tex Winter (Kansas State)

1957
1. North Carolina
2. Kansas
3. Kentucky
4. SMU
5. Seattle
6. California
7. Michigan State
8. Louisville
9. UCLA
10. St. Louis

All-America
Wilt Chamberlain (Kansas)
Chet Forte (Columbia)*
Lenny Rosenbluth (North Carolina)
Grady Wallace (South Carolina)
Rod Hundley (West Virginia)
Coach: Frank McGuire (North Carolina)

1954
1. Indiana
2. Kentucky
3. Duquesne
4. Oklahoma State
5. Notre Dame
6. Western Kentucky
7. Kansas
8. LSU
9. Holy Cross
10. Iowa

All-America
Frank Selvy (Furman)
John Schlundt (Indiana)
Tom Gola (LaSalle)
Cliff Hagan (Kentucky)
Bob Pettit (LSU)

1956
1. USF
2. North Carolina State
3. Dayton
4. Iowa
5. Alabama
6. SMU
7. Louisville
8. Illinois
9. UCLA
10. Vanderbilt

All-America
Bill Russell (USF)*
Si Green (Duquesne)
Robin Freeman (Ohio State)
Darrell Floyd (Furman)
K.C. Jones (USF)
Coach: Phil Woolpert (USF)

1955
1. USF
2. Kentucky
3. LaSalle
4. Utah
5. Iowa
6. North Carolina State
7. Duquesne
8. Oregon State
9. Marquette
10. Dayton

All-America
Tom Gola (LaSalle)*
Bill Russell (USF)
Dick Garmaker (Minnesota)
Si Green (Duquesne)
Dick Ricketts (Duquesne)
Coach: Phil Woolpert (USF)

1953
1. Indiana
2. Washington
3. LaSalle
4. Seton Hall
5. Kansas
6. LSU
7. Oklahoma State
8. North Carolina State
9. Kansas State
10. Illinois

All-America
Walter Dukes (Seton Hall)
John O'Brien (Seattle)
Bob Houbregs (Washington)
Tom Gola (LaSalle)
Ernie Beck (Penn)

1952
1. Kentucky
2. Illinois
3. Kansas
4. Duquesne
5. Washington
6. Kansas State
7. St. Louis
8. Iowa
9. St. John's
10. Wyoming

All-America
Chuck Darling (Iowa)
Mark Workman (West Virginia)
Clyde Lovellette (Kansas)
Dick Groat (Duke)
Cliff Hagan (Kentucky)

1951
1. Kentucky
2. Oklahoma State
3. Kansas State
4. Illinois
5. Columbia
6. Bradley
7. North Carolina State
8. Indiana
9. St. John's
10. BYU

All-America
Bill Mikvy (Temple)
Sam Ranzino (North Carolina State)
Bill Spivey (Kentucky)
Gene Melchiorre (Bradley)
Clyde Lovellette (Kansas)

1950
1. Bradley
2. Ohio State
3. Kentucky
4. Holy Cross
5. North Carolina State
6. Duquesne
7. UCLA
8. Western Kentucky
9. St. John's
10. LaSalle

All-America
Bob Cousy (Holy Cross)
Dick Schnittker (Ohio State)
Paul Arizon (Villanova)
Paul Unruh (Bradley)
Kevin O'Shea (Notre Dame)

1949
1. Kentucky
2. Oklahoma State
3. St. Louis
4. Illinois
5. Western Kentucky
6. Minnesota
7. Bradley
8. USF
9. Tulane
10. Bowling Green

All-America
Tony Lavelli (Yale)
Vince Boryla (Denver)
Alex Groza (Kentucky)
Ed Macauley (St. Louis)
Ralph Beard (Kentucky)

(Player of Year Indicated*)



Joe Wylie

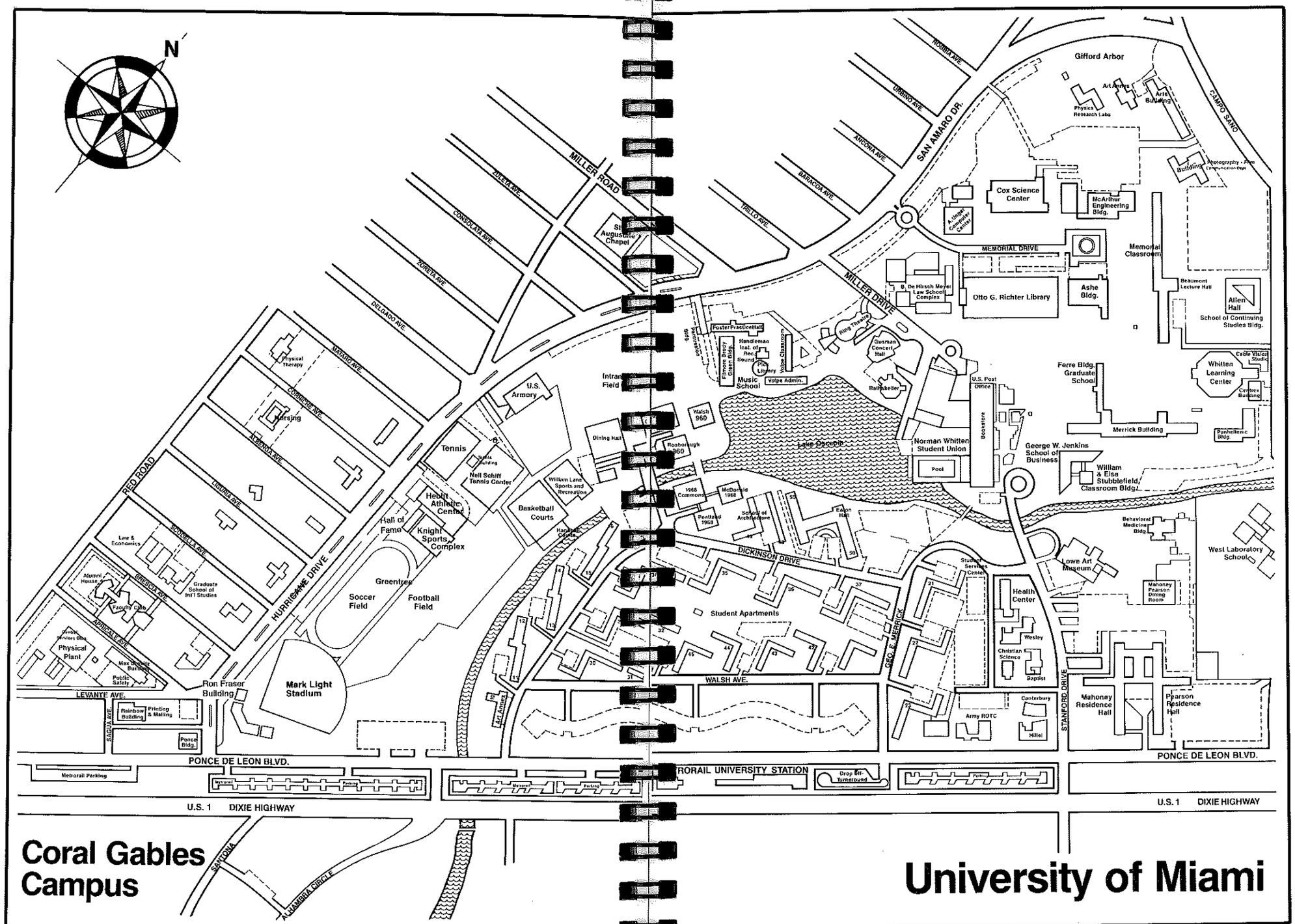
N
Coral Gables Campus
University of Miami
MILLER ROAD
ZULETA AVE.
CONSOLATA AVE.
ZORETA AVE.
DELGADO AVE.
MATARO AVE.
CORNICHE AVE.
ALBENGA AVE.
LIGURIA AVE.
SCODELLA AVE.
BRESCIA AVE.
APRICALE AVE.
LEVANTE AVE.
RED ROAD
HURRICANE DRIVE
SAN AMARO DR.
ROBBIA AVE.
URBINO AVE.
ANCONA AVE.
BARACOA AVE.
TRILLO AVE.
CAMPO SANO
MEMORIAL DRIVE
MILLER DRIVE
DICKINSON DRIVE
WALSH AVE.
GEO. E. MERRICK
STANFORD DRIVE
PONCE DE LEON BLVD.
U.S. 1 DIXIE HIGHWAY
SANTONA
ALHAMBRA CIRCLE
Gifford Arbor
Art Annex
Arts Building
Physics Research Labs
Cox Science Center
McArthur Engineering Bldg.
A. Unger Computer Center
Memorial Classroom
Beaumont Lecture Hall
Allen Hall
School of Continuing Studies Bldg.
Otto G. Richter Library
Ashe Bldg.
B. De Hirsch Meyer Law School Complex
Ring Theatre
Gusman Concert Hall
Rathskeller
U.S. Post Office
Bookstore
Ferre Bldg. Graduate School
Whitten Learning Center
Merrick Building
George W. Jenkins School of Business
William & Elsa Stubblefield Classroom Bldg.
Panhellenic Bldg.
Norman Whitten Student Union
Pool
Lake Osceola
Foster Practice Hall
Handleman Inst. of Rec. Sound
Music School
Volpe Admin.
Volpe Classroom
Pine Library
Fillmore Brody Green Bldg.
Walsh 960
Roseborough 960
Dining Hall
1968 Commons
McDonald 1968
Pentland 1968
School of Architecture
Eaton Hall
Student Services Center
Health Center
Wesley
Christian Science
Baptist
Canterbury
Hillel
Army ROTC
Student Apartments
Lowe Art Museum
Behavioral Medicine Bldg.
West Laboratory School
Mahoney Pearson Dining Room
Mahoney Residence Hall
Pearson Residence Hall
St. Augustine's Chapel
U.S. Armory
Intram Field
Tennis
Tennis Building
Neil Schiff Tennis Center
William Lane Sports and Recreation
Basketball Courts
Hecht Athletic Center
Hall of Fame
Knight Sports Complex
Greentree
Soccer Field
Football Field
Mark Light Stadium
Ron Fraser Building
Art Annex
Physical Therapy
Nursing
Law & Economics
Alumni House
Graduate School of Int'l Studies
Faculty Club
Physical Plant
Max Orovitz Building
Public Safety
Rainbow Building
Printing & Mailing
Ponce Bldg.
Metrorail Parking
METRORAIL UNIVERSITY STATION
Drop Off-Turnaround
Parking

HOMES OF THE HURRICANES

MIAMI ARENA

DEDICATED: June 1988
COST: $52 Million
BASKETBALL CAPACITY: 15,862
GENERAL MANAGER: Jerry MacDonald

DIRECTOR OF OPERATIONS: Tim Wendt
TELEPHONE: (305) 530-4400
ADDRESS: 721 N.W. 1st Avenue
Miami, Florida 33136



KNIGHT SPORTS COMPLEX

The most visible sign of the roundball resurrection at the University of Miami can be seen right on the Coral Gables campus, where the newly completed Knight Sports Complex recently opened its doors for operation.

Dedicated November 12, 1985, the new structure was made possible through a gift from the James L. Knight Charitable Trust. The facility houses the offices for the men's basketball staff, while also serving as a home court to most of the Hurricane women's basketball games and a practice site for the NBA's Miami Heat. The Knight Sports Complex is located between the Hecht Athletic Center and the Greentree Practice Field and Track.

Other features which benefit the entire athletic program at the UM include an expanded weight training room which more than doubled the size of the strength training area; locker rooms for men's and women's basketball; a lecture room capable of seating more than one hundred student-athletes that serves several academic and meeting purposes; and an indoor jogging area which surrounds the basketball floors.



TOP HOME ATTENDANCE

ATT	OPPONENT	SITE	RESULT	SCORE	DATE
6,654	Duke	Miami Arena	L	102-117	12/10/88
6,524	Florida State	Convention Hall	W	82-75	3/1/65
6,487	Army	Convention Hall	W	79-71	12/27/63
6,329	Syracuse	Convention Hall	L(OT)	85-86	12/28/63
6,253	Louisville	Convention Hall	W	71-69	1/30/61
6,164	Florida	Convention Hall	W	67-58	12/19/64
6,132	Duke	Convention Hall	W	71-69	12/21/62
6,064	Miami (Ohio)	Convention Hall	W	100-85	2/2/65
6,023	UCLA	Miami Arena	L	66-91	12/1/88
5,754	Maryland	Convention Hall	W	80-73	12/29/64
5,724	Florida	Convention Hall	L	88-113	12/3/66

TOP HOME ATTENDANCE MARKS SINCE 1985

6,654	Duke	Miami Arena	L	102-117	12/10/88
6,023	UCLA	Miami Arena	L	91-66	12/1/88
5,076	Florida	James L. Knight Center	L	73-83	2/15/88
5,023	Georgetown	James L. Knight Center	L	78-82	1/2/88
4,987	Florida State	James L. Knight Center	W	63-57	2/4/87
4,984	The Citadel	James L. Knight Center	W	85-77	11/22/85
4,463	Florida	James L. Knight Center	L	64-81	12/17/85
4,341	Marquette	James L. Knight Center	L(OT)	91-89	1/24/87
4,331	Georgia State	James L. Knight Center	W	82-72	11/29/85
4,316	Notre Dame	James L. Knight Center	L	73-126	2/22/86
4,217	Marquette	Miami Arena	W	106-90	1/28/89
4,071	Florida Int'l	Miami Arena	W	89-82	3/6/89
4,037	Florida State	James L. Knight Center	W	83-75	1/20/86

YEARLY HOME ATTENDANCE AVERAGES

1988-89	2,880
1987-88	2,297
1986-87	2,537
1985-86	3,030



SAVIN AND THE HURRICANES

THE WINNING COMBINATION

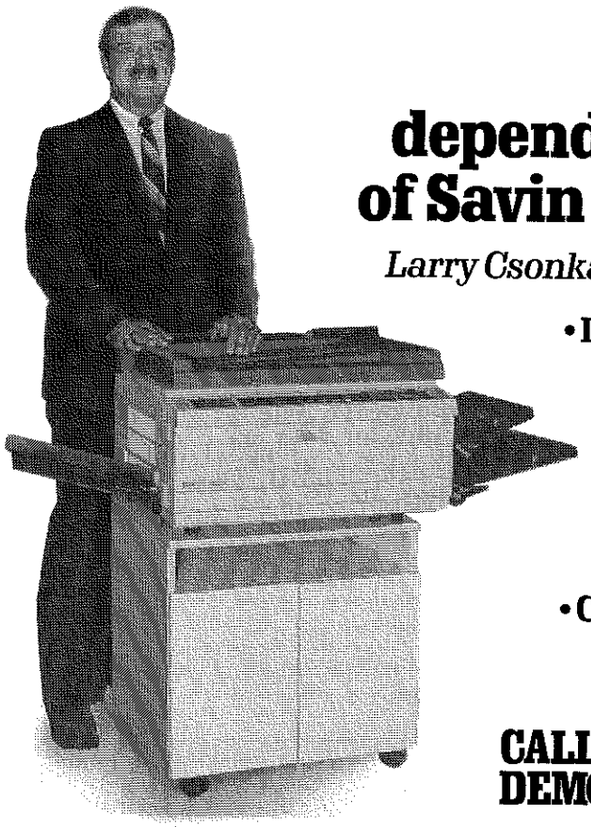

"See the dependable line of Savin copiers."

Larry Csonka, Businessman

- Desk Top & Full Size Copiers
- Enlargement & Reduction
- Two Sided Copying
- Fast First Copy Start
- Color Cartridge Capabilities

CALL FOR A FREE DEMONSTRATION

savin

FLORIDA

THE DEPENDABLE DECISION

DADE 591-8000 BROWARD 525-1405

NOVEMBER 1989

SUNDAY	MONDAY	TUESDAY	WEDNESDAY	THURSDAY	FRIDAY	SATURDAY
PLAYER'S NAME INDICATES BIRTHDAY			1	2	3	4 UM (FB) vs. East Carolina
5	6	7	8	9	10	11 UM (FB) at Pittsburgh
12	13	14	15	16	17	18 UM (FB) vs. San Diego State
19	20 UM (MBK) vs. Australian Club Team	21	22	23	24	25 UM (FB) vs. Notre Dame
26	27 UM (MBK) vs. Maryland-Baltimore County	28	29 UM (WBK) vs. Florida	30		

DECEMBER 1989

SUNDAY	MONDAY	TUESDAY	WEDNESDAY	THURSDAY	FRIDAY	SATURDAY
PLAYER'S NAME INDICATES BIRTHDAY					UM (MBK) vs. Baptist UM (WBK) U of Miami Tournament Last Day of Class 1	UM (WBK) U of Miami Tournament 2
3	4	5	UM (MBK) vs. Dayton UM (WBK) at Florida A&M 6	Final Exams 7	UM (WBK) at Felpausch/MSU Holiday Classic Final Exams 8	UM (WBK) at Felpausch/MSU Holiday Classic Final Exams 9
10	Final Exams 11	Final Exams 12	Final Exams 13	Final Exams 14	Final Exams Joe Randon 15	UM (MBK) vs. Alabama State UM (WBK) vs. Illinois-Chicago 16
17	18	UM (MBK) at Arizona 19	20	21	22	23
24 31	25	26	UM (MBK) Palm Beach Classic UM (WBK) Burger King Classic 27	UM (WBK) Burger King Classic 28	UM (MBK) Palm Beach Classic UM (WBK) Burger King Classic 29	30

JANUARY 1989

SUNDAY	MONDAY	TUESDAY	WEDNESDAY	THURSDAY	FRIDAY	SATURDAY
PLAYER'S NAME INDICATES BIRTHDAY	1	2	UM (MBK) at George Mason UM (WBK) at Sunshine Tournament 3	UM (WBK) at Sunshine Tournament 4	UM (WBK) at Sunshine Tournament 5	UM (MBK) at South Florida 6
7	8	UM (WBK) at Massachusetts 9	UM (MBK) vs. Kansas 10	UM (WBK) at Boston University 11	UM (MBK) vs. Brooklyn College 12	UM (WBK) at Statson 13
14	UM (MBK) at Washington 15	UM (WBK) at Florida Gary Tuell 16	17	UM (MBK) vs. Florida State UM (WBK) at South Florida 18	19	UM (MBK) vs. Arizona State 20
21	UM (WBK) vs. Florida A&M 22	Samarr Logan 23	24	UM (WBK) at Bethune Cookman 25	26	UM (MBK) at Notre Dame 27
28	UM (MBK) at DePaul 29	30	31			

FEBRUARY 1989

SUNDAY	MONDAY	TUESDAY	WEDNESDAY	THURSDAY	FRIDAY	SATURDAY
PLAYER'S NAME INDICATES BIRTHDAY				UM (WBK) vs. Florida International 1	2	UM (MBK) vs. Mercer 3
4	UM (MBK) at North Carolina UM (WBK) vs. Bethune Cookman 5	6	7	8	UM (WBK) vs. Missouri-Kansas City 9	UM (MBK) at Davidson UM (WBK) vs. Central Florida Joe Wylie 10
11	UM (MBK) vs. DePaul 12	13	14	UM (MBK) vs. Central Connecticut State 15	16	UM (MBK) at Florida State UM (WBK) at Florida State 17
18	UM (MBK) vs. Florida UM (WBK) vs. Mercer 19	20	UM (MBK) at Providence 21	22	UM (WBK) at Florida International 23	UM (MBK) vs. South Florida 24
25	26	UM (MBK) vs. Hartford 27	28			

MARCH 1989

SUNDAY	MONDAY	TUESDAY	WEDNESDAY	THURSDAY	FRIDAY	SATURDAY
PLAYER'S NAME INDICATES BIRTHDAY				1	2	UM (MBK) vs. Tulane UM (WBK) vs. South Florida 3
4	5	UM (MBK) vs. Florida International 6	7	8	9	10
NCAA Selection Day 11	12	13	NCAA (WBK) Playoffs Begin 14	NCAA (MBK) Playoffs Begin 15	16	17
18	19	20	21	22	23	24
25 Bill Foster 1	26 2	27	28	29	Men's and Women's NCAA FINAL FOUR Weekend Begins Denver, CO 30	31

WHAT QUENCHES THE ULTIMATE THIRST?



THIRST AND FOR THAT DEEP DOWN BODY THIRST.

© 1987 S-VC

1989-90 RADIO/TV ROSTER



Samarr Logan
3 F 6-5 165 Fr.
East Orange, NJ



Joseph Randon
4 F 6-4 210 So.
Rosenberg, TX



Trevor Burton
11 G 6-2 190 Fr.
Miami, Florida



Thomas Hocker
12 G 6-2 175 Jr.
Dallas, TX



Jake Morton
13 G 6-1 190 So.
Bowie, MD



Joe Wylie
15 C/F 6-9 200 Jr.
Washington, DC



Paul Shipe
20 F 6-5 200 Fr.
Kissimmee, FL



Brandon Adams
21 F 6-6 210 So.
Washington, DC



Hammie Ward
23 F 6-7 195 Fr.
Houston, TX



Doug Elliott
25 F 6-6 190 Fr.
Wade, NC



Justin Caldwell
32 F 6-7 210 Fr.
Houston, TX



Joe Ross
33 C 6-11 235 Jr.
Ypsilanti, MI



Jerome Scott
44 G 6-3 175 So.
Great Falls, VA