



Mississippi State Bulldogs (1-1) vs. Miami Hurricanes (2-0)

Basketball Media Relations

55 Coliseum Boulevard, Mississippi State, MS 39762

GREGG ELLIS, Primary Contact

(W) 662.325.3595 | (C) 662.322.0145 | gellis@athletics.msstate.edu

Twitter: @msusportsgregg & @HailStateMBK | www.hailstate.com

HUNTER RICHARDSON, Secondary Contact

(W) 662.325.6259 | (C) 901.490.4175 | hrichardson@athletics.msstate.edu

Twitter: @hunterrich18

10 NCAA Appearances | 1 Final Four | 6 SEC Championships | 3 SEC Tournament Titles | 18 Postseason Appearances

Series Information

Series: 2-2

Home: Miami leads, 1-0

Away: MSU leads, 1-0

Neutral: Tied, 1-1

Last Meeting: 64-58, Miami (12-13-07)

Mississippi State Coach: Ben Howland

MSU Record: 1-1, 1st year

Career Record: 402-207, 20th year

vs. Miami: 3-3

Miami Coach: Jim Larranaga

Miami Record: 563-383, 32nd year

Career Record: 93-49, 5th year



Game Information

When: Thursday, November 19, 2015

Time: 4 p.m. CT

Location: San Juan, Puerto Rico

Arena: Coliseo Roberto Clemente

TV: ESPN2

PxP: Rich Hollenberg

Analyst: LaPhonso Ellis

MSU Radio Network:

PxP: Bart Gregory

Analyst: Richard Williams

Sirius/XM: NA

2015-16 MSU Schedule/Results

NOVEMBER

13	EASTERN WASHINGTON (SECN)	W, 106-88
16	SOUTHERN (SEC+)	L, 76-72

PUERTO RICO TIPOFF

19	vs. Miami (ESPN2)	4 p.m.
20	vs. Texas Tech/Utah (TBA)	TBA
22	vs. TBA	TBA
28	TENNESSEE MARTIN	Noon

DECEMBER

2	TEXAS SOUTHERN (SECN)	7 p.m.
12	at Missouri-Kansas City (ASN)	4 p.m.
16	at Florida State (ESPN2)	8 p.m.
19	TULANE (SECN)	3 p.m.
23	Northern Colorado (SECN) ^	7 p.m.
31	NORTH CAROLINA CENTRAL (SEC+)	1 p.m.

JANUARY

6	TEXAS A&M (SECN)	7:30 p.m.
9	at Arkansas (SECN)	2:30 p.m.
12	at Kentucky (ESPN/SECN)	6 p.m.
16	TENNESSEE (SECN)	2:30 p.m.
19	at Florida (ESPNU)	6 p.m.
23	OLE MISS (SECN)	1 p.m.
26	at South Carolina (SECN)	6 p.m.
30	at Missouri (SECN)	7:30 p.m.

FEBRUARY

2	ALABAMA (SECN)	8 p.m.
6	at LSU (ESPN2)	5 p.m.
9	ARKANSAS (SECN)	8 p.m.
13	GEORGIA (SECN)	7 p.m.
16	VANDERBILT (SECN)	8 p.m.
20	at Alabama (SECN)	1:30 p.m.
24	at Texas A&M (ESPN2)	6 p.m.
27	South Carolina (SECN)	1:30 p.m.

MARCH

2	at Ole Miss (SECN)	6 p.m.
5	AUBURN (SECN)	1:30 p.m.

2015 SEC Tournament

9-13	TBA +	TBA
------	-------	-----

^ - Jackson, Miss (Mississippi Coliseum)

+ - Nashville (Bridgestone Arena)

WHAT TO NOTE AS MSU PLAYS MIAMI . . .

- In Puerto Rico, Mississippi State is 5-4 all-time, with a 3-3 mark in San Juan and a 2-1 record in Guaynabo.
- The last time the Bulldogs played in Puerto Rico was December of 2005 at the San Juan Shootout, where they beat Liberty (78-67), lost to Akron (83-72) and beat Holy Cross (76-75).
- The Bulldogs are 30-49 against the teams that currently comprise the ACC. MSU has faced 13 of the 15 teams (haven't faced Notre Dame or Boston College).
- The ACC team MSU has faced the most is Georgia Tech (13-16). The last ACC team the Bulldogs faced was Florida State last year, a 62-55 win in Starkville.
- In its first two games, Mississippi State had six players make its Maroon & White debuts. Against Southern, freshman guard Malik Newman was the latest. In 17 minutes, he totaled 6 points, 3 assists and 2 rebounds.
- Both **Aric Holman** (knee) and **Joe Strugg** (foot) have missed the first two games due to injuries.
- With the loss to Southern, MSU is now 24-4 against teams from the SWAC.
- Against the Jaguars, the Bulldogs were 11-31 beyond the arc. It was the most made 3-pointers since also making 11 against New Orleans (1-3-13) and the most attempts since also have 31 against UMass (3-13-12) in the NIT.
- **Gavin Ware**, who was tabbed SEC Player of the Week, ranks 15th all-time with 671 rebounds and is 60 points shy of becoming the 35th player in school history to score 1,000 for a career.
- MSU will face either Utah or Texas Tech in the second round. The Bulldogs are 1-0 against Utah (78-64, 3-19-95) and 0-1 against Texas Tech (77-73, 11-29-08).

MSU BY THE NUMBERS

10 — Against Southern, Travis Daniels had a career-high 10 rebounds.

18 — Mississippi State has won 18 in regular-season tournaments.

89 — The Bulldogs are 89-78 in regular-season tournaments.

MISSISSIPPI STATE PROJECTED STARTING 5

G • 6-5 • 210 • Sr	G • 5-11 • 170 • Jr	F • 6-9 • 260 • Sr	F • 6-7 • 225 • Sr	G • 6-3 • 197 • Sr
1 Fred Thomas	15 I.J. Ready	20 Gavin Ware	23 Travis Daniels	32 Craig Sword
				
Pts.: 9.5 Rbs.: 6.0 Assts.: 1.0 Blk.: 0.5	Pts.: 17.0 Rbs.: 2.5 Assts.: 5.5 Stl.: 1.0	Pts.: 19.5 Rbs.: 8.5 Blk.: 1.5 Stl.: 1.0	Pts.: 12.5 Rbs.: 5.0 Assts.: 1.0 Stl.: 0.0	Pts.: 12.5 Rbs.: 3.5 Assts.: 2.5 Stl.: 1.0

2015-16 MISSISSIPPI STATE NUMERICAL ROSTER

No.	Name	Pos.	Ht.	Wt.	Yr.	Exp.	Hometown
1	Fred Thomas	G	6-5	210	Sr.	3L	Jackson, MS (Jim Hill HS)
2	Demetrius Houston	G	6-7	201	So.	1L	Montgomery, AL (G.W. Carver HS)
4	Johnny Zuppardo	F	6-8	226	Sr.	JC	Bay St. Louis, MS (Jones Junior College)
5	Joe Strugg	F	6-9	192	Fr.	HS	Montgomery, AL (G.W. Carver HS)
10	Carter Holmes	G	6-0	185	So.	HS	Jackson, MS (Jackson Academy)
11	Quinnndary Weatherspoon	G	6-4	202	Fr.	HS	Canton, MS (Velma Jackson HS)
13	Xavian Stapleton	G	6-7	203	So.	TR	Flora, MS (Louisiana Tech)
14	Malik Newman	G	6-3	190	Fr.	HS	Jackson, MS (Callaway HS)
15	I.J. Ready	G	5-11	170	Jr.	2L	North Little Rock, AR (Parkview HS)
20	Gavin Ware	F	6-9	260	Sr.	3L	Starkville, MS (Starkville HS)
21	Reggie Patterson	G	6-4	168	Jr.	JC	Baldwyn, MS (Baldwyn HS)
22	Fallou Ndoye	F	6-10	242	So.	1L	Taif, Senegal (Findlay Prep)
23	Travis Daniels	G	6-7	225	Sr.	1L	Tuscaloosa, AL (Shelton State CC)
24	Jett Jobe	G	6-4	181	Fr.	HS	Tuttle, OK (Tuttle HS)
32	Craig Sword	G	6-3	197	Sr.	3L	Montgomery, AL (G.W. Carver HS)
35	Aric Holman	F	6-10	212	Fr.	HS	Owensboro, KY (Owensboro HS)

Head Coach: Ben Howland (Weber State, 1979; 1st year)
Assistant Coaches: George Brooks (Mississippi State, 1997; 6th year)
 Korey McCray (Mercer, 2001; 1st year)
 Ernie Zeigler (Cleary College, 1994; 1st year)
Director of Basketball Operations: Jason Ludwig
Director of Basketball Performance: David Deets
Graduate Assistant Coaches: Donovan Castro
 Jalen Courtney
VIDEO: Michael Moynihan
TRAINER: Ryan Dotson

Pronunciation Guide
 FALLUO NDOYE: FA-LOU NOY
 ARIC HOLEMAN: ERIC
 DEMETRIUS HOUSTON: DA-ME-TREE-US
 MALIK NEWMAN: MA-LEAK
 QUINNNDARY WEATHERSPOON: QUINN-DARE-EE
 JOHNNY ZUPPARDO: ZOO-PAR-DOUGH

GENERAL INFORMATION

Location: Starkville, MS
 Founded: February 28, 1878
 Enrollment: 20,873
 Conference: SEC
 Nickname: Bulldogs
 Colors: Maroon & White
 Arena: Humphrey Coliseum (10,500)
 President: Dr. Mark E. Keenum
 Athletics Director: Scott Stricklin
 Web Site: www.hailstate.com
 Twitter: @HailStateMBK

BASKETBALL HISTORY

First Year of Basketball: 1908-09
 All-Time Record: 1,348-1,143/103 years
 All-Time SEC Record: 564-738
 Total Number of Head Coaches: 20
 Humphrey Coliseum Record: 409-167
 20-Win Seasons: 17
 NCAA Tournament Appearances: 10 (11-10)
 NCAA Tournament Final Fours: 1 (1996)
 NIT Appearances: 8 (7-8)
 NIT Final Fours: 1 (2007)
 SEC Championships: 6
 (2004, 1991, 1963, 1962, 1961, 1959)
 SEC Tournament Championships: 3
 (2009, 2002 and 1996)
 SEC Tournament Record: 28-50
 SEC Western Division Titles: 7
 (2010, 2008, 2007, 2004, 2003, 1996, 1995)

TEAM INFORMATION

2014-15 Overall Record: 13-19
 2014-15 SEC Record: 6-12, T11th
 National Ranking: n/a
 Starters Returning/Lost: 5/0
 Letterwinners Returning/Lost: 7/4
 Newcomers: 9
 Roster (Sr./Jr/So./Fr.): (5/2/4/5)

MEDIA INFORMATION

Credentials
 Media members may obtain both season credentials and game-by-game passes by contacting Gregg Ellis at 662.325.3595.

SEC Teleconference

The SEC's weekly teleconference is every Monday and will be coordinated through the SEC media relations office. To participate, contact Craig Pinkerton of the SEC at 205-458-3038. Ben Howland is scheduled for 11:17 a.m. CT.



- Michael Bonner, Clarion Ledger @MikeBBonner
- David Brandt, Associated Press @davidbrandtAP
- Bob Carskadon, HailState Beat @bobcarskadon
- Joel Coleman, Starkville Daily News @JoelTColeman
- Robbie Faulk, 24/7 Sports @robbiefaulk247
- Paul Jones, 24/7 Sports @PJ247Sports
- Logan Lowery, Daily Journal @loganlowery
- David Murray, Dawgs' Bite @DawgsBiteMag
- Danny P. Smith, Starkville Daily News @sdndannyp
- Gene Swindoll, Gene's Page @GeneSwindoll
- Ben Wait, Commercial Dispatch @bcwait

MISSISSIPPI STATE TV/RADIO ROSTER



1 Fred Thomas
SR | G | 6-5 | 210
Jackson, MS



2 Demetrius Houston
SO | F | 6-7 | 201
Montgomery, AL



4 Johnny Zuppardo
SR | F | 6-8 | 226
Bay St. Louis, MS



5 Joe Strugg
FR | F | 6-9 | 192
Montgomery, AL



10 Carter Holmes
SO | F | 6-0 | 185
Jackson, MS



11 Quindary Weatherspoon
FR | G | 6-4 | 202
Canton, MS



13 Xavian Stapleton
SO | G | 6-7 | 203
Flora, MS



14 Malik Newman
FR | G | 6-3 | 190
Jackson, MS



15 I.J. Ready
JR | G | 5-11 | 170
North Little Rock, AR



20 Gavin Ware
SR | F | 6-9 | 260
Starkville, MS



21 Reggie Patterson
JR | G | 6-4 | 168
Baldwyn, MS



22 Fallou Ndoye
SO | F | 6-10 | 242
Taif, Senegal



23 Travis Daniels
SR | G | 6-7 | 225
Tuscaloosa, AL



24 Jett Jobe
FR | G | 6-4 | 181
Tuttle, OK



32 Craig Sword
SR | G | 6-3 | 197
Montgomery, AL



35 Aric Holman
FR | F | 6-10 | 212
Owensboro, KY



Ben Howland
Head Coach
1st Year



George Brooks
Assistant Coach
6th Year



Korey McCray
Assistant Coach
1st Year



Ernie Zeigler
Assistant Coach
1st Year

TALE OF THE TAPE

2015-16 STATS	PPG	FG%	3FG%	FT%	RB	RBM	A	T	S	B	TM
Mississippi State (1-1)	89.0	50.8	33.3	72.3	42.0	+12.5	13.0	16.0	4.0	4.5	-6.5
Miami (2-0)	89.5	48.7	40.7	71.7	38.0	+2.0	15.5	9.0	6.0	2.0	+5.0

Leaders	Scoring	Rebounds	Assists	Steals	Blocks
MSU	Ware, 19.5	Ware, 8.5	Ready, 5.5	Three players, 1.0	Ware/Sword, 1.5
Miami	McClellan, 17.0	Jekiri, 8.0	Rodriguez, 5.5	McClellan, 2.0	Four players, 0.5

Last Time Out For Miami

- ✓ Beat Louisiana 93-77.
- ✓ Led 43-27 at the break.
- ✓ Davon Reed had a team-high 19 points, while Angel Rodriguez had 18.
- ✓ Miami was 31-55 shooting, 12-23 beyond the arc.
- ✓ Louisiana won the battle of the boards, 38-31.
- ✓ The Hurricanes forced 13 turnovers and had 6 steals.

Last Time Out For Mississippi State

- ✓ Dropped a 76-72 decision to Southern
- ✓ Craig Sword had 16 points, while Gavin Ware totaled 13.
- ✓ MSU forced 8 turnovers but had 19.
- ✓ MSU won the battle of the boards, 44-34.
- ✓ Travis Daniels had a game-high and career-best 10 rebounds.
- ✓ MSU was 23-60 shooting (38.3 percent) and 11-31 beyond the arc, while Southern was 29-62 (46.8 percent).

Series Notes

- ✓ Series tied at 2-apiece.
- ✓ The two teams last met in 2008, with Miami claiming a 64-58 win.
- ✓ MSU's last win came in Miami of 2007, a 70-52 win.

A LOOK AT THE SEC

2015-16 SEC Standings

	SEC		Overall	
Alabama	0-0	.000	1-0	1.000
Arkansas	0-0	.000	1-0	1.000
Auburn	0-0	.000	1-0	1.000
Florida	0-0	.000	2-0	1.000
Kentucky	0-0	.000	2-0	1.000
LSU	0-0	.000	2-0	1.000
Ole Miss	0-0	.000	2-0	1.000
Missouri	0-0	.000	2-0	1.000
South Carolina	0-0	.000	2-0	1.000
Texas A&M	0-0	.000	2-0	1.000
Vanderbilt	0-0	.000	2-0	1.000
Mississippi State	0-0	.000	1-1	.500
Tennessee	0-0	.000	1-1	.500
Georgia	0-0	.000	0-1	.000

As of November 17, 2015

Recent Scores

November 14
South Carolina 84, Norfolk State 69
No. 2 Kentucky 87, NJIT 57
November 15
Missouri 73, Maryland Eastern Shore 55
November 16
Georgia Tech 69, Tennessee 67
South Carolina 84, Oral Roberts 66
Florida 104, N.C. A&T 54
Southern 76, Mississippi State 72
Ole Miss 82, Georgia Southern 72
Texas A&M 100, SE Louisiana 58
No. 17 Vanderbilt 98, Gardner-Webb 62
No. 23 LSU 91, Kennesaw State 69

Upcoming Games

November 17 (Tuesday)
Alabama at Dayton, noon
Colorado at Auburn, 2 p.m.
Missouri at Xavier, 5:30 p.m.
Kentucky vs. Duke, 6:30 p.m.
November 18 (Wednesday)
Akron at Arkansas, 7 p.m.
November 19 (Thursday)
Ole Miss vs. George Mason, 11 a.m.
Mississippi State vs. Miami 4 p.m.
Marshall at Tennessee, 6 p.m.
A&M-Corpus Christi at Texas A&M, 7 p.m.
Stony Brook at Vanderbilt, 7 p.m.
South Alabama at LSU, 8 p.m.

Next 5 For MSU . . .

November 20	November 22	November 28	December 2	December 12
Who: Texas Tech/Utah	Who: TBA	Who: UT-Martin	Who: Texas Southern	Who: Missouri-Kansas City
Where: Puerto Rico	Where: Puerto Rico	Where: Starkville, MS	Where: Starkville, MS	Where: Kansas City, Mo.
Time: 4 p.m. or 6 p.m.	Time: TBA	Time: TBA	Time: 7 p.m.	Time: 4 p.m.
TV: ESPNU	TV: TBA	TV: SEC Network+	TV: SEC Network	TV: ASN

Humphrey Coliseum History

First Game:..... Dec. 1, 1975; MSU 85, Indiana St. 82
Overall Record:..... 409-167 (.710)
Non-Conference Record:..... 202-35 (.852)
SEC Record:.....207-132 (.611)

Humphrey Coliseum Yearly Records

Year	Attn.	Avg.	Record (SEC)
1975-76	70,081	5,006	0-4 (5-4)
1976-77	76,232	5,082	11-4 (5-4)
1977-78	72,025	5,540	11-2 (8-1)
1978-79	99,906	7,136	11-3 (7-2)
1979-80	67,209	6,721	6-4 (5-4)
1980-81	48,214	4,018	6-6 (3-6)
1981-82	56,414	4,030	7-7 (3-6)
1982-83	68,416	5,263	11-2 (7-2)
1983-84	61,508	4,393	6-8 (3-6)
1984-85	89,370	6,384	11-3 (7-2)
1985-86	43,927	3,379	4-9 (3-6)
1986-87	40,715	2,908	7-7 (3-6)
1987-88	54,074	4,160	9-4 (5-4)
1988-89	74,344	5,719	9-4 (5-4)
1989-90	74,623	5,740	9-4 (5-4)
1990-91	102,072	7,852	12-1 (8-1)
1991-92	72,142	5,549	8-5 (4-4)
1992-93	61,172	4,706	10-3 (5-3)
1993-94	88,687	6,335	10-4 (5-3)
1994-95	80,681	6,723	11-1 (7-1)
1995-96	97,996	7,538	10-3 (6-2)
1996-97	74,275	5,305	10-4 (5-3)
1997-98	77,954	5,996	7-6 (2-6)
1998-99	70,257	5,018	12-2 (6-2)
1999-00	61,764	4,412	10-4 (4-4)
2000-01	77,654	4,568	13-4 (6-2)
2001-02	79,642	5,689	13-1 (7-1)
2002-03	98,312	7,022	12-2 (7-1)
2003-04	111,940	7,996	12-2 (6-2)
2004-05	103,031	7,925	11-2 (6-2)
2005-06	90,875	5,680	11-5 (5-3)
2006-07	123,736	6,512	16-3 (6-2)
2007-08	106,672	7,111	12-3 (7-1)
2008-09	157,111	8,728	13-5 (5-3)
2009-10	116,919	6,878	13-4 (6-2)
2010-11	97,069	5,710	12-5 (5-3)
2011-12	152,363	8,019	15-4 (6-2)
2012-13	94,092	6,721	7-7 (3-6)
2013-14	123,743	6,875	11-7 (3-6)
2014-15	106,946	6,291	9-8 (3-6)
2015-16	15,826	7,913	1-1

vs. SEC Opponents

Opponent	GP	W	L	PCT.	Str.
Alabama	39	22	17	.564	L2
Arkansas	23	17	6	.739	L2
Auburn	39	27	12	.692	W5
Florida	28	14	14	.500	L2
Georgia	29	18	11	.621	L3
Kentucky	29	9	20	.310	L4
LSU	29	24	15	.615	W1
Missouri	3	2	1	.667	W1
Ole Miss	40	32	8	.800	L1
S. Carolina	12	9	3	.750	L1
Tennessee	29	14	15	.483	L2
Texas A&M	2	1	1	.500	W1
Vanderbilt	28	19	9	.669	W1

MSU KNOWS HOW TO WIN GAMES AT 'THE HUMP'

Over the course of the last decade, Mississippi State's Humphrey Coliseum has become a difficult venue for opposing teams. Last year, MSU was 9-8, including a 6-2 mark against non-conference foes. This year, the MSU is 1-1.

The Bulldogs have compiled a 41-season composite record of 409-167 (.710) at "The Hump" since Mississippi State's basketball facility opened prior to the 1975-76 campaign.

TRACKING MSU'S HOME SUCCESS UNDER BEN HOWLAND

Season	Overall		SEC		Non-SEC	
	Record	Win %	Record	Win %	Record	Win %
2015-16	1-1	.500			1-1	.500
Totals	1-1	.500			1-1	.500

A LOOK AT THE HISTORY OF HUMPHREY COLISEUM



LARGEST CROWDS AT THE HUMP

Crowd	Opponent	Date
10,788	Kentucky	2-16-10
10,735	Ole Miss	2-7-04
10,645	Ole Miss	2-23-02
10,541	Florida	1-7-03
10,458	Auburn	3-2-04
10,437	Alabama	2-21-04
10,432	Alabama	3-5-05
10,432	Kentucky	1-13-04
10,429	Ole Miss	2-15-03
10,421	Ole Miss	1-26-08
10,412	Ole Miss	1-13-09
10,364	Ole Miss	2-9-12
10,338	Florida	1-24-07
10,315	Kentucky	1-9-96

INDIVIDUAL MSU RECORDS AT THE HUMP

Most Points Scored
 40, Rickey Brown (Auburn, 3-7-77)

Most Rebounds
 24, Wiley Peck (Alabama, 1-27-79)

Most Assists
 15, Al Perry (Vanderbilt, 1-29-77)

TEAM MSU RECORDS AT THE HUMP

Most Points Scored
 123, Troy State (12-5-95)

Most Rebounds
 75, Mississippi Valley St. (11-21-00)

Most Consecutive Wins
 14, 1-22-03 to 1-10-04

A CLOSER LOOK AT MSU

PRESEASON ALL-SEC & POLL

■ In the preseason polls voted on by the media, freshman Malik Newman was tabbed second-team All-SEC. Last March, senior guard Craig Sword earned second-team honors but didn't make the preseason list this year.

As a team, the Bulldogs were picked to finish 8th under first-year coach Ben Howland after concluding the 2015 campaign tied for 11th.

Last week, the coaches poll was released and both Sword and Newman were named second-team All-SEC.

Preseason Poll

1. Kentucky
2. Vanderbilt
3. Texas A&M
4. LSU
5. Georgia
6. Florida
7. South Carolina
8. **Mississippi State**
9. Ole Miss
10. Auburn
11. Arkansas
12. Tennessee
13. Alabama
14. Missouri

ALABAMA ROSTER FLAVOR

■ A quick glance at Mississippi State's roster reveals one very strong common thread — the state of Alabama.

Player wise, the roster features four players from Alabama — Travis Daniels, Demetrius Houston, Joe Strugg and Craig Sword.

In addition, the coaching staff has one tie in George Brooks.

Brooks is a native of Lafayette, Ala.

WARE MAKING REBOUNTING MOVES

■ Senior forward Gavin Ware currently has 671 rebounds, the 15th most in school and 42 shy of tying Jerry Graves for the 10th most in school history.

Rebounding Chart

- | | |
|-----------------------|------------|
| 1. Bailey Howell | 1,277 |
| 2. Jarvis Varnado | 1,096 |
| 3. Rickey Brown | 1,092 |
| 10. Jerry Graves | 713 |
| 11. Leland Mitchell | 705 |
| 12. Charles Rhodes | 691 |
| T13. Jamont Gordon | 677 |
| T13. Tang Hamilton | 677 |
| 15. Gavin Ware | 671 |
| 16. Charles Hull | 661 |
| 17. Lawrence Roberts | 654 |

SWORD STEALING RECORD

■ Senior guard Craig Sword currently has 146 career steals, which ranks 9th all-time in MSU history. Ray White (1976-79) owns the record with 217.

Steals Chart

- | | |
|-----------------------|------------|
| 1. Ray White | 217 |
| 2. Derrick Zimmerman | 205 |
| 3. Dee Bost | 193 |
| 4. Chuck Evans | 165 |
| 5. Barry Stewart | 162 |
| 6. Timmy Bowers | 161 |
| 7. Tony Watts | 154 |
| 8. Winsome Frazier | 147 |
| 9. Craig Sword | 146 |
| 10. Darryl Wilson | 140 |

SWORD CLIMBING SCORING CHARTS

■ Last year, Craig Sword became the 34th player in school history to score 1,000 points for career.

He currently ranks 31st all-time with 1,114. He needs just two more points to tie W.D. "Red" Stroud for the 20th most in MSU history.

Here's a closer look at Mississippi State's scoring history . . .

Scoring Leaders

- | | |
|------------------------|--------------|
| 1. Jeff Malone | 2,142 |
| 2. Bailey Howell | 2,030 |
| 3. Jim Ashmore | 1,918 |
| 4. Rickey Brown | 1,838 |
| 5. Ray White | 1,652 |
| 10. Jerry Jenkins | 1,503 |
| 20. Jerry Graves | 1,245 |
| 25. Marckell Patterson | 1,168 |
| 26. Gary Hooker | 1,144 |
| 27. Wiley Peck | 1,136 |
| 28. Greg Carter | 1,123 |
| 29. Tyrone Washington | 1,119 |
| 30. W.D. "Red" Stroud | 1,116 |
| 31. Craig Sword | 1,114 |
| 32. Larry Fry | 1,079 |
| 33. Lawrence Roberts | 1,048 |
| 34. Greg Lockhart | 1,042 |

BULLDOGS SIGN 6

■ Mississippi State took advantage of the early signing period on Nov. 11 and signed six players — one 5-star and five 4-stars — to give MSU one of its best classes in school history.

5-star standout Mario Kegler, a Mississippi native and former Callaway teammate with Malik Newman, is in his final year at Oak Hill Academy in Virginia. He is joined by heralded 4-stars Abdul Ado (Chattanooga, Tenn.), Tyson Carter (Starkville, Miss.), Lamar Peters (New Orleans), Eli Wright (Owensboro, Ky.) and Schnider Herard (Plano, Texas).

WARE CLOSING IN ON 1,000 POINTS

■ Currently, only four players in Mississippi State history have totaled 900 rebounds and 1,000 points.

However, senior forward Gavin Ware is on pace to join that group.

The four players who have achieved that feat are hall of famer Bailey Howell (2,030 pts, 1,277 rbs), Jarvis Varnado (1,403 pts, 1,096 rbs), Rickey Brown (1,838 pts, 1,092 rbs) and Wiley Peck (1,136 pts, 964 rbs).

Ware now has 927 points and 667 rebounds.

COACHING DEBUTS

■ Since 1948, Mississippi State has had 10 head coaches. Of the group, only five have had winning seasons in their first year at the helm.

And of that group, only one had 20 wins, and that was Rick Stansbury in 1999 when the Bulldogs posted a 20-13 ledger en route to advancing to the NIT, where they lost to Colorado State in the opening round, 69-56

Coaching Debuts in Modern Era

- | | | |
|------|------------------|-------|
| 1948 | Paul Gregory | 6-12 |
| 1956 | Babe McCarthy | 12-12 |
| 1966 | Joe Dan Gold | 14-11 |
| 1971 | Kermit Davis | 15-10 |
| 1978 | Ron Greene | 18-9 |
| 1979 | Jim Hatfield | 19-9 |
| 1982 | Bob Boyd | 8-19 |
| 1987 | Richard Williams | 7-21 |
| 1999 | Rick Stansbury | 20-13 |
| 2013 | Rick Ray | 10-22 |

A LOOK AT MSU vs. RANKED FOES

■ Entering the 2015-16 campaign, Mississippi State has lost 10-straight games to ranked opponents and 12 out of the last 16 after the setback to Kentucky

Below is a closer look at those games.

Date	Team	Score	Rank
02-25-15	Kentucky	L, 74-56	1
02-21-15	Arkansas	L, 65-61	17
01-20-14	Florida	L, 62-51	3
01-08-14	Kentucky	L, 85-63	14
02-09-13	Florida	L, 83-55	2
02-06-13	Ole Miss	L, 93-75	23
01-26-13	Florida	L, 82-47	7
11-19-12	North Carolina	L, 95-49	11
02-21-12	Kentucky	L, 73-64	1
02-28-12	Florida	L, 69-57	13
11-18-11	Arizona	W, 67-57	15
11-17-11	Texas A&M	W, 69-60	18
02-29-11	Florida	W, 71-64	24
02-27-11	Vanderbilt	L, 81-74	19
03-14-10	Kentucky	L, 75-74 (ot)	2
03-13-10	Vanderbilt	W, 62-52	20

FIVE SENIORS RETURN

■ Mississippi State's roster features five seniors — Travis Daniels, Craig Sword, Fred Thomas, Gavin Ware and Johnny Zuppardo.

Only Zuppardo hasn't played an official game.

In the SEC, only Texas A&M has more seniors with six.

HOWLAND LOOKING TO JOIN ELITE CLUB

■ Ben Howland enters his first season at Mississippi State looking to achieve a feat only 12 coaches have ever done, and that's lead four different teams to the NCAA Tournament.

Howland has already guided Northern Arizona, Pittsburgh and UCLA to the Big Dance.

The first 12 coaches to do so are Lon Kruger, Steve Alford, John Beilein, Lefty Driesell, Cliff Ellis, Larry Eustachy, Jim Harrick, Fran McCaffery, Tom Penders, Tubby Smith, Rick Pitino and Eddie Sutton.

MSU SHOOTS LIGHTS OUT VS. EWU

■ Against the Eastern Washington, MSU shot 62.1 percent (41-66) from the floor. It was the first time it shot 60 percent or better since hitting 60.4 percent (29-48) against Auburn on Feb. 4, 2012.

100-PLUS POINTS

■ MSU scored 100 points in a season opener for the first time since opening the 1998-99 campaign with a 105-53 win against Arkansas-Pine Bluff.

SEASON-OPENING SELLOUT

■ Mississippi State ushered in the Ben Howland era with a sellout against Eastern Washington.

It was the Bulldogs' first sellout since Feb. 21, 2012, against Kentucky.

MSU's game against the Eagles also feature a double-digit rally from 10 points down. Only once last year did MSU overcome a double-digit deficit to post a win — 12 vs. Vanderbilt.

2015-16 MISSISSIPPI STATE MISCELLANEOUS STATS/SEC STANDINGS

CHARTING THE BULLDOGS

Dunks	
Gavin Ware	5
Craig Sword	2
Fred Thomas	1
Fallou Ndoye	1
Travis Daniels	1
Charges Drawn	
Johnny Zuppardo	1
Fred Thomas	1
Point Distribution (%)	
Senior	120 (67.4)
Junior	34 (19.1)
Sophomore	2 (1.1)
Freshman	22 (12.4)
TOTAL:	178
First Sub	
Johnny Zuppardo	2
Quinnndary Weatherspoon	1
Malik Newman	1
Scored First Points	
Gavin Ware	1
Craig Sword	1
How First Points Were Scored	
3-pointer	
Jumper	1
Layup	1
Dunk	
Free Throw	
Final Three Minutes From FT Line	
Craig Sword	2-2 (1.000)
I.J. Ready	2-2 (1.000)
Fred Thomas	2-2 (1.000)
Malik Newman	0-2 (.000)
TOTAL	6-8 (.750)

DIFFERENCE BETWEEN WINNING AND LOSING		
Wins	Stat	Losses
106.0	Points	72.0
88.0	Opp. Points	76.0
+18	Scoring Margin	-4.0
62.1	FG%	38.3
50.8	Opp. FG%	46.8
29.4	3FG%	35.5
27.3	Opp. 3FG%	42.9
79.2	FT%	65.2
72.7	Opp. FT%	60.0
40.0	Rebounds	44.0
25.0	Opp. Rebounds	34.0
+15	Rebound Margin	+10.0
14.0	Assists	12.0
13.0	Turnovers	19.0
-2.0	Turnover Margin	-11.0
4.0	Steals	4.0
7.0	Blocks	2.0

BULLDOGS IN SEC	
CATEGORY	RANK
Scoring offense
Scoring defense
FG%
FG% defense
3PT FG%
3PT FG% defense
FT%
Rebounds
Rebounds allowed
Rebound margin
Assists
Blocked shots
Steals
Turnover margin
Assist/Turnover ratio

SEASON AND CAREER TOTALS

	2015-16	Career		2015-16	Career
Double-Digit Scoring			3+ 3-Pointers		
Gavin Ware	2 (1-1)	46 (21-25)	Fred Thomas	1 (0-1)	18 (810)
Craig Sword	1 (0-1)	53 (23-30)	I.J. Ready		4 (0-4)
Fred Thomas	1 (1-0)	40 (21-19)	Travis Daniels	1 (0-1)	3 (1-2)
I.J. Ready	1 (1-0)	17 (8-9)	Craig Sword		4 (1-3)
Travis Daniels	1 (1-0)	9 (5-4)	10+ 3-Point Attempt Games		
Quinnndary Weatherspoon	1 (1-0)	1 (1-0)	Thomas		1 (0-1)
Fallou Ndoye		1 (0-1)	3+ Steal Games		
20+ Points			I.J. Ready		8 (5-3)
Gavin Ware	1 (1-0)	5 (5-0)	Fred Thomas		14 (8-6)
Craig Sword		12 (5-7)	Craig Sword		17 (7-10)
Fred Thomas		2 (2-0)	Gavin Ware		1 (1-0)
Travis Daniels		1 (1-0)	Demetrius Houston		2 (1-1)
I.J. Ready	1 (1-0)	1 (1-0)	5+ Block Games		
30+ Points			Ware	1 (1-0)	2 (1-1)
Craig Sword		1 (0-1)	5+ Made Free Throws		
10+ Rebounds			Craig Sword	1 (0-1)	23 (12-11)
Gavin Ware	1 (1-0)	17 (13-4)	Fred Thomas		12 (8-4)
Travis Daniels	1 (0-1)	1 (0-1)	Gavin Ware		11 (6-5)
Double-Doubles			Travis Daniels		2 (1-1)
Gavin Ware	1 (1-0)	14 (10-4)	I.J. Ready	1 (1-0)	2 (2-0)

Note: Record in games in ()



Ben Howland
20th Season Overall
1st Season At Mississippi State
402-207 (1-1 at MSU)

- On March 23, 2015, Ben Howland was named the 20th head coach in Mississippi State history.
- In four different stints as a head coach, Howland has a 402-207 record – Northern Arizona (79-59), Pittsburgh (89-40), UCLA (233-107) and Mississippi State (1-1).
- Led UCLA to three-consecutive Final Fours.

- In 2006, the Bruins played Florida for the national championship.
- In 2008, Howland became one of three coaches in NCAA Division I history to win at least 30 games in three-straight seasons, joining Adolph Rupp (Kentucky 1947-49) and John Calipari (Memphis, 2006-08).
- During his 10-year tenure at UCLA, the Bruins went to the NCAA Tournament seven times and won four Pac-10 regular-season crowns, while having 18 players drafted by NBA teams.
- His 97 victories from 2006-08 stand as the most by any UCLA head coach in a three-year span.
- Has been a Conference Coach of the Year in the Pac-10, Big East and Big Sky.
- His final two years at Pitt, the Panthers went 57-11 and reached the Sweet 16 both years.
- In 2003, Pittsburgh won the Big East Tournament crown and held the nation's No. 2 ranking for eight weeks in the Associated Press poll before ending the year at No. 4.
- In 2002, Howland guided the Panthers to a school-record 29 wins en route to becoming the school's first coach in 26 years to garner National Coach of the Year honors.
- Howland's first coaching gig was at Northern Arizona, where his last three teams posted 20-plus win seasons.
- In 1997, the Lumberjacks had a school-record 21 victories, captured the Big Sky regular-season title and played in the NIT.
- In 1998, Howland guided NAU to its first NCAA Tournament after capturing the Big Sky Tournament championship and second-straight regular-season crown.
- Howland spent one year as a graduate assistant at Gonzaga (1981) before becoming an assistant at California-Santa Barbara from 1982-94.
- Played two years at Santa Barbara College before transferring to Weber State, where he earned his degree in physical education in 1979.
- Howland and his wife, Kim, a former Weber State cheerleader, have two children – Meredith and Adam (Brittney) – and one grandson, Benjamin Clark Howland II.



Howland's Year-By-Year Record			
Northern Arizona (1994-99)			
Year	Overall	Big Sky Record	Postseason
1995	9-17	4-10 (7th)	
1996	7-19	3-11 (7th)	
1997	21-7	13-1 (1st)	NIT First Round
1998	21-8	12-2 (1st)	NCAA First Round
1999	21-8	12-4 (2nd)	
Totals	79-59 (.572)	44-28 (.611)	
Pittsburgh (2000-03)			
Year	Overall	Big East Record	Postseason
2000	13-15	5-11 (11th)	
2001	19-14	7-9 (5th West)	NIT Second Round
2002	29-6	13-3 (1st West)	NCAA Sweet 16
2003	28-5	13-3 (T1st West)	NCAA Sweet 16
Totals	89-40 (.690)	38-26 (.594)	
UCLA (2004-13)			
Year	Overall	Pac-10/12 Record	Postseason
2004	11-17	7-11 (1T7th)	
2005	18-11	11-7 (T3rd)	NCAA First Round
2006	32-7	14-4 (1st)	NCAA Runner-up
2007	30-6	15-3 (1st)	NCAA Final Four
2008	35-4	16-2 (1st)	NCAA Final Four
2009	26-9	13-5 (2nd)	NCAA Second Round
2010	14-18	8-10 (T5th)	
2011	23-11	13-5 (2nd)	NCAA Second Round
2012	19-14	11-7 (T5th)	
2013	25-10	13-5 (1st)	NCAA First Round
Totals	233-107 (.685)	121-59 (.672)	
Mississippi State (2016)			
Year	Overall	SEC Record	Postseason
2016	1-1		
Totals	1-1 (.500)		
OVERALL 402-207			

Alabama	1-0	Northern Arizona	1-0
Albany	1-0	Notre Dame	5-8
Appalachian State	1-0	Oakland	2-0
Arizona	14-11	Occidental College	1-0
Arizona State	17-8	Ohio State	2-0
Arkansas	0-1	Oral Roberts	0-2
Arkansas-Pine Bluff	1-0	Oregon	12-8
Belmont	1-0	Oregon State	16-4
Boise State	0-4	Pacific	1-0
Boston College	4-2	Penn State	2-1
Butler	0-1	Pennsylvania	1-0
BYU	2-0	Pepperdine	4-0
Cal Poly	2-2	Pittsburgh	1-0
Cal State Bakersfield	1-0	Portland	0-1
Cal State Fullerton	1-1	Portland State	5-3
Cal State Northridge	9-2	Prairie View A&M	2-0
CSU San Bernardino	1-0	Providence	3-1
California	17-10	Rhode Island	2-0
Central Conn. State	1-0	Richmond	1-0
Chaminade (Hawaii)	3-0	Robert Morris	4-0
Chicago State	1-0	Rutgers	6-1
Cincinnati	0-1	Sacramento State	7-2
Co. of Notre Dame	1-0	Sam Houston State	2-1
Colorado	2-0	San Diego	0-3
Colorado College	2-0	San Diego State	0-1
Colorado State	1-0	San Jose State	1-0
Concordia (Calif.)	0-1	Savannah State	1-0
Connecticut	2-3	Seton Hall	5-2
Coppin State	1-0	Sonoma State	1-0
Davidson	1-0	South Florida	0-1
Delaware State	2-0	Southeast Louisiana	1-0
DePaul	1-0	Southern University	0-1
Drexel	1-0	Southern Cal	14-9
Duquesne	3-1	Southern Illinois	1-0
East Carolina	0-1	Southern Utah	3-1
Eastern Illinois	1-0	Southwest Texas	0-1
Eastern Washington	11-1	St. Bonaventure	2-0
Elon	1-0	St. Francis (N.Y.)	2-0
Florida	0-3	St. Francis (Pa.)	4-0
Florida International	2-1	St. Johns	2-3
Fresno State	1-0	St. Martin's	1-0
George Mason	1-0	Stanford	14-7
George Washington	1-0	Stephen F. Austin	1-1
Georgetown	5-4	Syracuse	4-5
Georgia	1-1	Temple	1-0
Georgia Tech	1-0	Tennessee	0-1
Gonzaga	1-0	Texas	1-3
Idaho	1-3	Texas A&M	2-0
Idaho State	8-3	Texas Arlington	1-1
Illinois State	1-0	Texas Tech	0-1
Indiana	2-0	Texas Pan American	2-0
Indiana State	1-0	UC Davis	3-0
IUPUI	1-0	UC Irvine	5-1
James Madison	1-0	UC Riverside	2-0
Kansas	1-3	UC Santa Barbara	0-1
Kent State	0-1	UCLA	0-1
Kentucky	1-1	UNLV	0-1
Long Beach State	3-1	Utah	2-1
Louisiana Tech	1-0	Vermont	1-0
Loyola Marymount	3-2	Villanova	3-3
LSU	1-0	VCU	1-3
Marist	1-0	Virginia Tech	2-0
Marquette	0-1	Wagner	2-0
Maryland	1-0	Washington	10-11
McNeese State	1-0	Washington State	18-3
Memphis	1-2	Weber State	3-9
Mercer	1-0	West Virginia	5-4
Miami	3-3	Western Illinois	2-0
Miami (OH)	1-0	Western Kentucky	1-0
Michigan	4-3	Western Oregon	1-0
Michigan State	3-1	Wright State	1-0
Middle Tenn. State	0-1	Wyoming	1-0
Minnesota	0-1	Xavier	1-0
Mississippi State	0-2	Yale	1-0
MVSU	1-0	Youngstown State	1-0
Missouri	1-0		
Montana	6-5	TOTAL:	402-207
Montana State	9-3		
Montana Tech	1-0		
Morgan State	1-0		
Morris Brown	1-0		
N. Mexico Highlands	1-0		
Nebraska	1-1		
Nevada	1-0		
New Mexico State	2-0		
New Orleans	2-0		
Norfolk State	2-0		
North Carolina AT&T	1-0		

MISSISSIPPI STATE BY THE NUMBERS

GAME-BY-GAME SPECIALTY STATS (MSU First)

<u>Opponent</u>	<u>Paint</u>	<u>Off TO</u>	<u>2nd Chance</u>	<u>Fast Break</u>	<u>Bench</u>
Eastern Washington	54/52	17/12	19/10	12/4	20/8
Southern	20/34	10/24	8/10	2/10	16/23

Miami
Utah/Texas Tech
TBA
UT Martin

Texas Southern
UMKC
Florida State
Tulane
Northern Colorado
North Carolina Central

Texas A&M
Arkansas
Kentucky
Tennessee
Florida
Ole Miss

South Carolina
Missouri
Alabama
LSU
Arkansas
Georgia

Vanderbilt
Alabama
Texas A&M
South Carolina
Ole Miss
Auburn

SECT

GAME-BY-GAME LEAD/DEFICIT

<u>Opponent</u>	<u>Largest Lead</u>	<u>Largest Deficit</u>	<u>Final Score</u>
Eastern Washington	21 (95-74, 2nd)	10 (33-43, 1st)	W, 106-88
Southern	4 (61-57, 2nd)	8 (61-69, 2nd)	L, 76-72

Miami
Utah/Texas Tech
TBA
UT Martin

Texas Southern
UMKC
Florida State
Tulane
Northern Colorado
North Carolina Central

Texas A&M
Arkansas
Kentucky
Tennessee
Florida
Ole Miss

South Carolina
Missouri
Alabama
LSU
Arkansas
Georgia

Vanderbilt
Alabama
Texas A&M
South Carolina
Ole Miss
Auburn

SECT

Mississippi State Scoring By The Half

<u>Team</u>	<u>1st Half</u>	<u>2nd Half</u>
Eastern Washington	48	58
Southern	40	32

Lowest First Half: 40, Southern

Highest First Half: 48, Eastern Washington

Lowest 2nd Half: 32, Southern

Highest 2nd Half: 58, Eastern Washington

Opponent Scoring By The Half

<u>Team</u>	<u>1st Half</u>	<u>2nd Half</u>
Eastern Washington	51	37
Southern	45	31

Lowest First Half: 45, Southern

Highest First Half: 51, Eastern Washington

Lowest 2nd Half: Southern, 31

Highest 2nd Half: Eastern Washington, 37

MISSISSIPPI STATE BY THE NUMBERS

MSU'S 2015-16 RECORD WHEN . . .

Leads at Halftime
Trails at Halftime 1-1
Is Tied at Halftime
Shoots 45% or better from the field 1-0
Shoots less than 45% from the field 0-1
Opp. shoots less than 45% from the field
Opp. shoots 45% or better from the field 1-1
Outrebounds (or ties) the opponent 1-1
Outrebounded by the opponent
More Assists (or ties) than the opponent 1-1
Fewer Assists than the opponent
Fewer (or ties) TOs than opponent
More TOs than opponent 1-1
Holds opponents to 65 points or less
In games decided by 10 points or less 0-1

MSU'S 2015-16 RECORD IN . . .

All Games 1-1
Home Games 1-1
Road Games
Neutral-sites
Non-SEC Games 1-1
Non-SEC Home Games 1-1
Non-SEC Road Games
Non-SEC Neutral-site Games
SEC Games
SEC Home Games
SEC Road Games
SEC Tournament
November Games 1-1
December Games
January Games
February Games
March Games
Monday Games 0-1
Tuesday Games
Wednesday Games
Thursday Games
Friday Games 1-0
Saturday Games
Sunday Games
Overtime Games
Television Games 1-1
Games vs. Ranked Opponents

MISC. 2015-16 TEAM STATS

- Largest Lead Surrendered in Loss:**
4, Southern University (11-16-15)
- Largest Deficit Overcome in Win:**
10, Eastern Washington (11-13-15)
- Largest Lead at Anytime:**
21, Eastern Washington (11-13-15)
- Largest Deficit Anytime:**
10, Eastern Washington (11-13-15)

MISCELLANEOUS MSU INDIVIDUAL STATISTICS

Games Scoring in Double Figures: Ware 2, Sword, Ready, Daniels, Thomas, Weatherspoon
 Games Scoring 20-plus Points: Ware, Ready
 Games Scoring 30-plus Points:
 Games Rebounding in Double Figures: Ware, Daniels
 Games With Double Figures in Assists:
 Games With Double-Doubles: Ware
 Games With Triple-Doubles:
 Games As Team High Scorer (or co-leader): Ware, Sword
 Games As Team High Rebounder (or co-leader): Ware, Daniels
 Games As Team Leader in Assists (or co-leader): Ready 2
 Games As Team Leader in Steals (or co-leader): Sword, Ware, Thomas, Ready, Weatherspoon
 Games As Team Leader in Blocks (or co-leader): Ware, Sword, Zuppardo
 Games As Team Leader in Turnovers (or co-leader): Ready, Sword

MSU'S RECORD BY STARTING LINEUP

Ready, Thomas, Sword, Daniels, Ware 1-1

GAME-BY-GAME STARTERS

<u>Opponent</u>	<u>Date</u>	<u>Guard</u>	<u>Guard</u>	<u>Guard</u>	<u>Forward</u>	<u>Foward</u>	<u>Record</u>
Eastern Washington	11-13-15	Ready	Sword	Thomas	Daniels	Ware	1-0
Southern	11-16-15	Ready	Sword	Thomas	Daniels	Ware	1-1
Miami	11-19-15						
Utah/Texas Tech	11-20-15						
TBA	11-22-15						
UT Martin							
Texas Southern							
UMKC							
Florida State							
Tulane							
Northern Colorado							
North Carolina Central							
Texas A&M							
Arkansas							
Kentucky							
Tennessee							
Florida							
Ole Miss							
South Carolina							
Missouri							
Alabama							
LSU							
Arkansas							
Georgia							
Vanderbilt							
Alabama							
Texas A&M							
South Carolina							
Ole Miss							
Auburn							
SECT							

2015-16 Win-Loss Differential

Diff.	1	2	3	4	5	6	7	8	9	10	11	12	13	14	15	16	17	18	19	20	21	22	23	24	25+	
Won																										1
Lost					1																					

MISSISSIPPI STATE BY THE NUMBERS

Mississippi State In Overtime Games	
This Season	0-0
Overall Overtime Record	60-49
<i>Home Overtime Record</i>	34-21
<i>Road Overtime Record</i>	18-20
<i>Neutral Site Overtime Record</i>	8-8
Humphrey Coliseum Overtime Record	25-16
SEC Tournament Overtime Record	2-5
Double Overtime Record	6-5
Four Overtime Record	0-2
Postseason Overtime Record	1-0
Last OT Played (10T)	vs. Texas A&M (W, 81-72, 1/18/14)
Last Double OT	vs. UMass (L, 101-96, 3/13/12)
Last Triple OT	vs. Alabama (L, 79-78, 2/27/71)
Last Four OT	vs. Ole Miss (W, 104-102, 1/24/90)

Mississippi State Coaches In Overtime Games	
Babe McCarthy	6-5
<i>Home Overtime Record</i>	2-2
<i>Road Overtime Record</i>	2-2
<i>Neutral Site Overtime Record</i>	2-1
Joe Dan Gold	5-3
<i>Home Overtime Record</i>	3-3
<i>Road Overtime Record</i>	1-0
<i>Neutral Site Overtime Record</i>	1-0
Kermit Davis	8-6
<i>Home Overtime Record</i>	5-3
<i>Road Overtime Record</i>	3-3
Ron Greene	2-0
<i>Home Overtime Record</i>	2-0
Jim Hatfield	3-3
<i>Home Overtime Record</i>	3-2
<i>Road Overtime Record</i>	0-1
Bob Boyd	3-4
<i>Home Overtime Record</i>	2-1
<i>Road Overtime Record</i>	1-2
<i>Neutral Site Overtime Record</i>	0-1
Richard Williams	15-11
<i>Home Overtime Record</i>	7-3
<i>Road Overtime Record</i>	5-5
<i>Neutral Site Overtime Record</i>	3-3
Rick Stansbury	15-16
<i>Home Overtime Record</i>	7-6
<i>Road Overtime Record</i>	6-7
<i>Neutral Site Overtime Record</i>	2-3
Rick Ray	3-1
<i>Home Overtime Record</i>	3-1

OVERTIME FOES			
TEAM	RECORD	TEAM	RECORD
Alabama	6-6	Morehead State	1-0
Alaska-Fairbanks	1-0	Northeastern Louisiana	0-1
Arkansas	2-1	Northwestern State	0-1
Auburn	6-4	Oklahoma	1-0
Baylor	1-0	Ole Miss	6-3
BYU	0-1	Old Dominion	0-1
California	0-1	San Diego	0-1
Drake	1-0	Santa Clara	2-0
Florida	0-3	Southern Mississippi	1-0
Florida State	1-0	Southwestern Louisiana	1-0
Georgia	3-3	South Alabama	1-0
Georgia Tech	1-0	South Carolina	3-0
Houston	0-1	Tennessee	6-2
Idaho	0-1	Texas	1-0
Kentucky	4-5	Texas A&M	1-1
Loyola	1-0	Troy	2-0
LSU	3-4	Tulane	0-1
Memphis	1-0	UAB	0-1
Missouri-Kansas City	0-1	UMass	0-1
Montana	1-0	Vanderbilt	2-5

THE LAST TIME . . .

THE LAST TIME AN MSU PLAYER ...

Scored 30 or more points in a game:
32, Ravern Johnson vs. Tenn. St. (11-12-10)

Scored 33 or more points in a game:
33, Craig Sword at LSU (2-19-14)

Scored 34 or more points in a game:
34, Arnett Moultrie vs. UMass (3-13-12)

Scored 35 or more points in a game:
36, Jeff Malone at Ole Miss (2-19-83)

Scored 37 or more points in a game:
39, Jeff Malone vs. Alabama (1-31-83)

Scored 40 or more points in a game:
40, Rickey Brown vs. Auburn (3-7-77)

Scored 20+ points in back-to-back games:
Craig Sword (26 at South Carolina 2-28-15; 20 at Vanderbilt (3-04-15)

Scored 20+ points in three-consecutive games:
Craig Sword (24 vs. Loyola, 12-01-13; 24 vs. TCU, 12-05-13; 22 vs. SELA, 12-13-13)

Scored 20+ points in five-consecutive games:
Jeff Malone, 1982-83 (11 consecutive)

Scored 30+ points in back-to-back games:
Jeff Malone (36 at Ole Miss & 30 vs. Georgia, 1982-83)

Scored 30+ points in three-consecutive games:
Jeff Malone (33 at LSU; 36 at Ole Miss & 30 vs. Georgia, 1982-83)

Two players score 20+ points in same game:
Gavin Ware, 26; I.J. Ready, 25, vs. Eastern Washington (11-13-15)

Made 10 field goals in a game:
10, Craig Sword at South Carolina (2-28-15)

Made 11 field goals in a game:
11, Gavin Ware E. Washington (11-13-15)

Made 12 field goals in a game:
12, Arnett Moultrie vs. UMass (3-13-12)

Made 13 field goals in a game:
13, Horatio Webster vs. SW Missouri St. (11-23-97)

Made 14 field goals in a game:
14, Cameron Burns at Georgia (1-17-90)

Made 15 or more field goals in a game:
16, Raymond Brown vs. Florida (3-2-85)

Attempted 20 field goals in a game:
20, Ravern Johnson vs. St. Mary's (12-29-10)

Attempted 21 or more field goals in a game:
21, Dee Bost vs. Kentucky (2-16-10)

Attempted 23 or more field goals in a game:
23, Arnett Moultrie vs. UMass (3-13-12)

Attempted 25 field goals in a game:
25, Chuck Evans at Alabama (3-6-93)

Attempted 26 field goals in a game:
26, Tony Watts at Ole Miss (2-22-92)

Attempted 27 or more field goals in a game:
28, Jeff Malone vs. Vanderbilt (1-8-83)

Made six 3-pointers in a game:
6, Dee Bost vs. Old Dominion (11-28-09)

Made seven 3-pointers in a game:
7, Dee Bost vs. Troy (12-10-11)

Made eight or more 3-pointers in a game:
8, Winsome Frazier vs. UMKC (11-23-04)

Attempted 11 3-pointers in a game:
11, Dee Bost vs. Detroit (12-17-11)

Attempted 12 3-pointers in a game:
12, Ravern Johnson vs. ETSU (12-11-10)

Attempted 13 or more 3-pointers in a game:
13, Dee Bost vs. Troy (12-10-11)

Attempted 16 or more 3-pointers in a game:
17, Darryl Wilson vs. Alabama (3-4-95)

Made 14 or more free throws in a game:
14, Trivante Bloodman vs. Auburn (2-15-14)

Made 15 or more free throws in a game:
15, Craig Sword vs. Ole Miss (1-11-14)

Attempted 17 free throws in a game:
17, Jarvis Varnado at Houston (12-19-09)

Attempted 18 free throws in a game:
18, Craig Sword vs. Ole Miss (1-11-14)

Attempted 19 free throws in a game:
19, Carl Nichols vs. SE La. (12-1-88)

Had 16 rebounds in a game:
16, Gavin Ware vs. Maryland ES (1-2-14)

Had 17 rebounds in a game:
17, Gavin Ware at Auburn (1-21-15)

Had 18 or more rebounds in a game:
21, Wesley Morgan vs. SE La. (11-28-05)

Had 22 or more rebounds in a game:
23, Rickey Brown vs. Vanderbilt (12-6-79)

Had 24 or more rebounds in a game:
24, Wiley Peck vs. Alabama (1-27-79)

Had 10 or more offensive rebounds in a game:
11, Arnett Moultrie vs. Northwestern State (12-22-11)

Had 10 or more defensive rebounds in a game:
10, Gavin Ware vs. LSU (1-31-15)

Had 13 or more defensive rebounds in a game:
13, Colin Borchert (3-9-13)

Had 15 or more defensive rebounds in a game:
15, Jarvis Varnado at San Diego (12-31-09)

Had 10 assists in a game:
10, Dee Bost vs. LSU (1-25-11)

Had 11 assists in a game:
11, Dee Bost vs. Vanderbilt (3-11-11)

Had 13 assists in a game:
13, Dee Bost vs. Ole Miss (2-9-12)

Had 14 assists in a game:
14, Gary Ervin vs. Florida A&M (12-20-04)

Had 15 or more assists in a game:
16, Chuck Evans at UMKC (2-23-93)

Had 10 or more turnovers in a game:
10, Charles Rhodes vs. Nicholls (11-11-06)

Had five or more blocks in a game:
5, Gavin Ware at Loyola (12-15-12)

Had seven blocks in a game:
7, Jarvis Varnado at LSU (2-20-10)

Had eight blocks in a game:
8, Jarvis Varnado vs. Alabama (2-24-10)

Had nine blocks in a game:
9, Jarvis Varnado at Vanderbilt (2-3-10)

Had 10 blocks in a game:
10, Jarvis Varnado vs. Arkansas (1-14-10)

Had 10+ blocks in two consecutive games:
Jarvis Varnado (10 vs. Georgia & 10 vs. Kentucky, 2007-08)

Had five steals in a game:
5, Fred Thomas vs. Clayton State (11-24-14)

Had six or more steals in a game:
7, Craig Sword vs. Ole Miss (1-11-14)

LAST TIME AN MSU TEAM...

Scored 100 or more points:
106 vs. Eastern Washington (11-13-15)

Scored 100 or more points in an SEC game:
105 vs. Auburn (3-2-04)

Allowed 100 or more points in an SEC game:
115 at Arkansas (2-20-93)

Allowed 100 or more points in non-SEC play:
101 vs. UMass (3-13-12)

Was held to 52 points or less:
51 vs. Alabama (2-10-15)

Was held to 50 points:
50 vs. Alabama (2-25-12)

Was held to 49 points or less:
47 vs. Florida (1-10-15)

Was held to 45 points or less:
41 at Georgia (2-7-15)

Was held to 40 points or less:
36 vs. Missouri (2-13-13)

Was held to 35 points or less:
31 vs. Vanderbilt (2-23-13)

Was held to fewer than 10 points in a half:
9 at Arkansas, first (2-7-15)

Held opponent to 59 points or less:
59 vs. Oregon State (12-13-14)

Held opponent to 56 points or less:
56 at Vanderbilt (3-4-15)

Held opponent to 55 points or less:
55 vs. Alabama (2-10-15)

Held opponent to 50 points or less:
47 vs. Jacksonville (12-23-14)

Held opponent to 45 points or less:
45 vs. MVSU (12-28-09)

Held opponent to 42 points or less:
42 vs. Texas-San Antonio (12-4-12)

Held opponent to 39 points or less:
39 at LSU (1-9-08)

Shot 50 percent or better from the field:
.500 [26-52] vs. Auburn SECT (3-11-15)

Shot 55 percent or better from the field:
.561 [23-41] at Missouri (2-14-15)

Shot 60 percent or better from the field:
.621 [41-66] vs. E. Washington (11-13-15)

Shot 65 percent or better from the field:
.660 [35-53] vs. Western Kentucky (1-5-09)

Was held to less than 35 percent from the field:
.311 [14-45] at Arkansas (2-7-15)

Was held to less than 30 percent from the field:
.283 [17-60] vs. North Carolina (11-19-12)

Was held to less than 25 percent from the field:
.175 [7-40] vs. Vanderbilt (2-23-13)

Held opp. to 35 percent or less from the field:
.327 [17-52] vs. Arkansas (2-10-15)

Held opp. to 30 percent or less from the field:
.273 [15-55] vs. Texas-San Antonio (12-4-12)

Opponent shot 50 percent or better:
.508 [33-65] Eastern Washington (11-13-15)

Opponent shot 60 percent or better:
.623 [33-53] Missouri (3-1-14)

Made 35 or more field goals:
35 vs. Mississippi Valley State (11-19-13)

Made 40 or more field goals:
41 vs. Eastern Washington (11-13-15)

Made fewer than 15 field goals:
14 at Arkansas (2-7-15)

Attempted 70 or more shots from the field:
71 vs. Troy (12-10-11)

Attempted 80 or more shots from the field:
80 at Alabama (2-21-09)

Attempted just 40 shots from the field:
40 vs. Vanderbilt (2-23-13)

Attempted 39 or fewer shots from the field:
39 at Vanderbilt (3-4-15)

Attempted 35 or fewer shots from the field:
34 vs. Tennessee (2-3-15)

Made 10 or more 3-pointers:
11 vs. Southern University (11-16-15)

Made 12 3-pointers:
12 vs. Auburn (2-4-12)

Made 15 3-pointers:
15 vs. North Carolina A&T (12-12-10)

Made 16 3-pointers:
16 vs. Troy (12-10-11)

Did not make a 3-pointer:
[0-10] at Arkansas (2-7-15)

Made just one 3-pointer:
vs. Tennessee (1-7-15)

Made just two 3-pointers:
vs. Kentucky (2-25-15)

Attempted nine 3-pointers or less:
9 vs. Tennessee (1-7-15)

Attempted six 3-pointers or less:
6 at Ole Miss (1-29-03)

Attempted 25 3-pointers:
25 vs. Georgia (2-14-12)

Attempted 26 3-pointers:
26 vs. South Carolina (3-5-11)

Attempted 27 or more 3-pointers:
29 vs. Ole Miss (1-18-12)

Attempted 30 or more 3-pointers:
31 vs. Southern University (11-16-15)

Attempted 35 or more 3-pointers:
35 vs. Kentucky (2-16-10)

Made 31 or more free throws:
31 vs. Auburn (1-22-14)

THE LAST TIME (CONTINUED) . . .

Made 40 or more free throws:

41 vs. LSU (2-11-09)

Made 50 or more free throws:

52 vs. LSU (2-11-09)

Made fewer than five free throws:

4 at Vanderbilt (2-1-14)

Made fewer than four free throws:

3 vs. Baylor (12-28-11)

Made only 1 free throw:

1 vs. Florida (1-30-14)

Attempted 30 or more free throws:

34 vs. Auburn SECT (3-11-15)

Attempted 35 or more free throws:

35 vs. Tennessee (2-3-15)

Attempted 40 or more free throws:

44 vs. Tennessee (1-7-15)

Attempted 45 or more free throws:

45 vs. Florida A&M (12-17-13)

Attempted fewer than 10 free throws:

6, vs. Florida (1-30-14)

Had 50 or more rebounds:

51 vs. Prairie View (11-8-13)

Had 55 or more rebounds:

58 vs. Troy (12-10-05)

Had 59 or more rebounds:

59 at Houston (12-19-09)

Had fewer than 25 rebounds:

21 vs. McNeese State (12-30-14)

Had 20 or fewer rebounds:

19 at Vanderbilt (3-4-15)

Had 20 or more assists:

20 vs. Louisiana-Monroe (11-21-11)

Had 21 or more assists:

21 vs. Auburn (2-4-12)

Had 25 or more assists:

25 vs. St. Bonaventure (12-05-09)

Had 30 or more assists:

30 vs. Troy (12-10-11)

Had 5 Assists:

5, Alabama (2-10-15)

Had Fewer Than 5 Assists:

4, Tennessee (1-2-15)

Had 20 or more turnovers:

20 vs. South Carolina (3-6-13)

Had 21 or more turnovers:

21 vs. Jacksonville (12-23-14)

Had 23 or more turnovers:

23 vs. Arkansas (2-21-15)

Had 24 or more turnovers:

24 at Arkansas (2-7-15)

Had 25 turnovers:

26 vs. Mississippi Valley State (11-17-14)

Had 29 or more turnovers:

29 at Arkansas (1-23-13)

Had 30 or more turnovers:

31 at Kentucky (1-7-97)

Had 34 or more turnovers:

34 at Evansville (12-17-75)

Had fewer than 10 turnovers:

8 vs. Kentucky (2-25-15)

Had five or fewer turnovers:

5 vs. Florida Atlantic (11-30-10)

Forced 25 or more turnovers

26 vs. Kennesaw State (11-14-13)

Had 10 blocked shots:

10 vs. Tennessee (1-12-12)

Had 11 blocked shots:

11 at Alabama (2-21-09)

Had 12 blocked shots:

12 vs. Troy (11-26-10)

Had 13 blocked shots:

13 vs. Arkansas (1-14-10)

Had 14 blocked shots:

14 vs. Texas-Pan American (11-24-09)

Had 16 blocked shots:

16 vs. Georgia (1-12-08)

Had 10 steals:

10 vs. Auburn (1-21-15)

Had 11 steals:

11 at Clayton State (11-24-14)

Had 12 steals:

12 vs. LSU (1-31-15)

Had 13 or more steals:

14 vs. South Carolina (1-9-13)

Had 15 or more steals:

15 vs. Florida Gulf Coast (12-19-13)

Had 17 or more steals:

17 vs. Florida Atlantic (11-13-12)

Had 20 or more steals:

20 vs. Nicholls State (11-17-01)

Had 1 steal or less:

1 vs. Vanderbilt (3-11-11)

1 FRED THOMAS



Senior | Guard

6-5 | 210

Jackson, MS

Jim Hill HS

Season Highs

Points: 10, Eastern Washington, 11-13-15
FGM: 3, twice, last vs. Southern, 11-16-15
FGA: 6, twice, last vs. Southern, 11-16-15
3FGM: 3, Southern, 11-16-15
3FGA: 6, Southern, 11-16-15
FTM: 4, Eastern Washington, 11-13-15
FTA: 4, Eastern Washington, 11-13-15
Rebounds: 7, Southern, 11-16-15
Assists: 1, twice, last vs. Southern, 11-16-15
Blocks: 1, Eastern Washington, 11-13-15
Steals: 1, Southern, 11-16-15
Minutes: 35, Eastern Washington, 11-13-15

Career Highs

Points: 21, South Carolina, 3-13-13
FGM: 7, twice, last vs. Missouri, 3-1-14
FGA: 15, Marquette, 11-20-12
3FGM: 4, 10x, last vs. Tennessee, 2-3-15
3FGA: 10, twice, last vs. Providence, 12-1-12
FTM: 8, Florida, 1-26-13
FTA: 9, twice, last vs. Utah State, 11-22-14
Rebounds: 9, Oregon State, 12-13-14
Assists: 4, twice, last vs. USC, 3-6-13
Blocks: 3, four times, last vs. Auburn, 1-22-14
Steals: 7, Florida, 1-26-13
Minutes: 41, Texas A&M, 1-18-14

2015-16 Game-By-Game

Opponent	MIN	FG	Pct.	3FG	Pct.	FT	Pct.	O-D-R	PF	A	TO	B	S	PTS
N13 Eastern Washington	35	3-6	.500	0-2	.000	4-4	1.000	2-3-5	0	1	0	1	0	10
N16 Southern University	32	3-6	.500	3-6	.500	0-0	.000	0-7-7	1	1	2	0	1	9
N19 Miami														
N20 Texas Tech/Utah														
N22 TBA														
N28 UT Martin														
D2 Texas Southern														
D12 UMKC														
D16 Florida State														
D19 Tulane														
D23 Northern Colorado														
D31 North Carolina Central														
J6 Texas A&M														
J9 Arkansas														
J12 Kentucky														
J16 Tennessee														
J19 Florida														
J23 Ole Miss														
J26 South Carolina														
J30 Missouri														
F2 Alabama														
F6 LSU														
F9 Arkansas														
F13 Georgia														
F16 Vanderbilt														
F20 Alabama														
F24 Texas A&M														
F27 South Carolina														
M2 Ole Miss														
M5 Auburn														
M9 SEC Tournament														

Thomas' Notes . . .

- ✓ 10 points in season opener vs. EWU.
- ✓ Tallied 9 points, 7 rebounds vs. SU.

CAREER STATS FOR FRED THOMAS

Year	GP-GS	Min/Avg	FG-FGA	Pct	3FM-3GA	Pct	FT-FTA	Pct	Rebs	PF-D	Ast	TO	Blk	Stl	Pts/Avg
2012-13	32-19	917/28.7	103-314	.328	41-172	.238	62-78	.195	112-3.5	45-1	43	49	27	56	309/9.7
2013-14	31-23	927/29.9	99-259	.382	46-144	.319	45-72	.625	91-2.9	56-0	44	40	23	31	289/9.3
2014-15	31-16	757/24.4	84-223	.377	47-137	.343	67-85	.788	111-3.6	58-0	25	47	15	23	282/9.1
2015-16	2-2	67/33.5	6-12	.500	3-8	.375	4-4	1.000	12-6.0	1-0	2	2	1	1	19/9.5
TOTAL	96-60	2668/27.8	292-808	.361	137-461	.297	178-239	.745	326-3.4	160-1	114	138	66	111	899/9.4

2 DEMETRIUS HOUSTON



Sophomore | Forward

6-7 | 201

Montgomery, AL

G.W. Carver HS

Season Highs

Points: 2, Eastern Washington, 11-13-15
FGM: 1, Eastern Washington, 11-13-15
FGA: 1, Eastern Washington, 11-13-15
3FGM: ---
3FGA: ---
FTM: ---
FTA: ---
Rebounds: ---
Assists: ---
Blocks: ---
Steals: ---
Minutes: 6, Eastern Washington, 11-13-15

Career Highs

Points: 9, twice, last vs. Missouri 3-7-15
FGM: 3, 5x, last vs. Missouri, 3-7-15
FGA: 7, Kentucky, 2-25-15
3FGM: 1, 4x, last vs. Florida, 1-10-15
3FGA: 3, Utah State, 11-22-14
FTM: 1, Missouri, 3-7-15
FTA: 8, Tennessee, 1-7-15
Rebounds: 7, twice, last vs. MVSU, 11-17-14
Assists: 2, Kentucky, 2-25-15
Blocks: 1, 6x, last vs. Arkansas, 2-21-15
Steals: 3, twice, last vs. Tennessee, 2-3-15
Minutes: 22, Western Carolina 11-14-14

2015-16 Game-By-Game

Opponent	MIN	FG	Pct.	3FG	Pct.	FT	Pct.	O-D-R	PF	A	TO	B	S	PTS
N13 Eastern Washington	6	1-1	1.000	---	---	---	---	0-0-0	0	0	0	0	0	2
N16 Southern University	-DNP-													
N19 Miami														
N20 Texas Tech/Utah														
N22 TBA														
N28 UT Martin														
D2 Texas Southern														
D12 UMKC														
D16 Florida State														
D19 Tulane														
D23 Northern Colorado														
D31 North Carolina Central														
J6 Texas A&M														
J9 Arkansas														
J12 Kentucky														
J16 Tennessee														
J19 Florida														
J23 Ole Miss														
J26 South Carolina														
J30 Missouri														
F2 Alabama														
F6 LSU														
F9 Arkansas														
F13 Georgia														
F16 Vanderbilt														
F20 Alabama														
F24 Texas A&M														
F27 South Carolina														
M2 Ole Miss														
M5 Auburn														
M9 SEC Tournament														

Houston's Notes . . .

✓ 2 points in 6 minutes vs. EWU.

CAREER STATS FOR DEMETRIUS HOUSTON

Year	GP-GS	Min/Avg	FG-FGA	Pct	3FM-3GA	Pct	FT-FTA	Pct	Rebs	PF-D	Ast	TO	Blk	Stl	Pts/Avg
2014-15	29-0	378/13.0	31-102	.304	3-13	.231	24-45	.533	66-2.3	42-0	11	35	5	15	89/3.1
2015-16	1-0	6/6.0	1-1	1.000	0-0	.000	0-0	.000	0-0.0	0-0	0	0	0	0	2/2.0
TOTALS	30-0	384/12.8	32-103	.311	3-13	.231	24-45	.533	66-2.2	42-0	11	35	5	15	91/3.0

4 JOHNNY ZUPPARDO



Senior | Forward

6-8 | 226

Bay St. Louis, MS

Jones Junior College

Season Highs

Points: 6, twice, last vs. Southern, 11-16-15
FGM: 3, Eastern Washington, 11-13-15
FGA: 6, Southern, 11-16-15
3FGM: 1, Southern, 11-16-15
3FGA: 3, Southern, 11-16-15
FTM: 1, Southern, 11-16-15
FTA: 2, Southern, 11-16-15
Rebounds: 8, Eastern Washington, 11-13-15
Assists: 1, Eastern Washington, 11-13-15
Blocks: 1, Southern, 11-16-15
Steals: ---
Minutes: 15, Eastern Washington, 11-13-15

Zupardo's Notes . . .

- ✓ Had 6 points, 8 rebounds in MSU debut.
- ✓ Had 6 points vs. Southern, including hitting his first three-pointer of the year.

2015-16 Game-By-Game

Opponent	MIN	FG	Pct.	3FG	Pct.	FT	Pct.	O-D-R	PF	A	TO	B	S	PTS
N13 Eastern Washington	15	3-3	1.000	0-0	.000	0-0	.000	2-6-8	3	1	0	0	0	6
N16 Southern University	9	2-6	.333	1-3	.333	1-2	.500	3-2-5	1	0	1	1	0	6
N19 Miami														
N20 Texas Tech/Utah														
N22 TBA														
N28 UT Martin														
D2 Texas Southern														
D12 UMKC														
D16 Florida State														
D19 Tulane														
D23 Northern Colorado														
D31 North Carolina Central														
J6 Texas A&M														
J9 Arkansas														
J12 Kentucky														
J16 Tennessee														
J19 Florida														
J23 Ole Miss														
J26 South Carolina														
J30 Missouri														
F2 Alabama														
F6 LSU														
F9 Arkansas														
F13 Georgia														
F16 Vanderbilt														
F20 Alabama														
F24 Texas A&M														
F27 South Carolina														
M2 Ole Miss														
M5 Auburn														
M9 SEC Tournament														

CAREER STATS FOR JOHNNY ZUPPARDO

Year	GP-GS	Min/Avg	FG-FGA	Pct	3FM-3GA	Pct	FT-FTA	Pct	Rebs	PF-D	Ast	TO	Blk	Stl	Pts/Avg
2015-16	2-0	24/12.0	5-9	.556	1-3	.333	1-2	.500	13-6.5	4-0	1	1	1	0	12/6.0

5 JOE STRUGG



Freshman | Forward

6-9 | 192

Montgomery, AL

G.W. Carver HS

Season Highs

Points:
FGM:
FGA:
3FGM:
3FGA:
FTM:
FTA:
Rebounds:
Assists:
Blocks:
Steals:
Minutes:

Strugg's Notes . . .

✓ Missed all of preseason with a foot injury.

2015-16 Game-By-Game

Opponent	MIN	FG	Pct.	3FG	Pct.	FT	Pct.	O-D-R	PF	A	TO	B	S	PTS
N13 Eastern Washington	-DNP-													
N16 Southern University	-DNP-													
N19 Miami														
N20 Texas Tech/Utah														
N22 TBA														
N28 UT Martin														
D2 Texas Southern														
D12 UMKC														
D16 Florida State														
D19 Tulane														
D23 Northern Colorado														
D31 North Carolina Central														
J6 Texas A&M														
J9 Arkansas														
J12 Kentucky														
J16 Tennessee														
J19 Florida														
J23 Ole Miss														
J26 South Carolina														
J30 Missouri														
F2 Alabama														
F6 LSU														
F9 Arkansas														
F13 Georgia														
F16 Vanderbilt														
F20 Alabama														
F24 Texas A&M														
F27 South Carolina														
M2 Ole Miss														
M5 Auburn														
M9 SEC Tournament														

CAREER STATS FOR JOE STRUGG

Year	GP-GS	Min/Avg	FG-FGA	Pct	3FM-3GA	Pct	FT-FTA	Pct	Rebs	PF-D	Ast	TO	Blk	Stl	Pts/Avg
2015-16															

10 CARTER HOLMES



Sophomore | Guard

6-0 | 185

Jackson, MS

Jackson Academy

Season Highs

Points: ---
 FGM: ---
 FGA: ---
 3FGM: ---
 3FGA: ---
 FTM: ---
 FTA: ---
 Rebounds: ---
 Assists: ---
 Blocks: ---
 Steals: ---
 Minutes: 1, Eastern Washington, 11-13-15

Holmes' Notes . . .

✓ Made his debut against EWU.

2015-16 Game-By-Game

Opponent	MIN	FG	Pct.	3FG	Pct.	FT	Pct.	O-D-R	PF	A	TO	B	S	PTS
N13 Eastern Washington	1	0-0	.000	0-0	.000	0-0	.000	0-0-0	0	0	0	0	0	0
N16 Southern University	-DNP-													
N19 Miami														
N20 Texas Tech/Utah														
N22 TBA														
N28 UT Martin														
D2 Texas Southern														
D12 UMKC														
D16 Florida State														
D19 Tulane														
D23 Northern Colorado														
D31 North Carolina Central														
J6 Texas A&M														
J9 Arkansas														
J12 Kentucky														
J16 Tennessee														
J19 Florida														
J23 Ole Miss														
J26 South Carolina														
J30 Missouri														
F2 Alabama														
F6 LSU														
F9 Arkansas														
F13 Georgia														
F16 Vanderbilt														
F20 Alabama														
F24 Texas A&M														
F27 South Carolina														
M2 Ole Miss														
M5 Auburn														
M9 SEC Tournament														

CAREER STATS FOR CARTER HOLMES

Year	GP-GS	Min/Avg	FG-FGA	Pct	3FM-3GA	Pct	FT-FTA	Pct	Rebs	PF-D	Asst	TO	Blk	Stl	Pts/Avg
2015-16	1-0	1/1.0	0-0	.000	0-0	.000	0-0	.000	0-0.0	0-0	0	0	0	0	0/0.0

11 QUINDARY WEATHERSPOON



Freshman | Guard

6-4 | 202

Canton, MS

Velma Jackson HS

Season Highs

Points: 12, Eastern Washington, 11-13-15
FGM: 5, Eastern Washington, 11-13-15
FGA: 8, Eastern Washington, 11-13-15
3FGM: 2, Eastern Washington, 11-13-15
3FGA: 3, Eastern Washington, 11-13-15
FTM: 2, Southern, 11-16-15
FTA: 3, Southern, 11-16-15
Rebounds: 3, Southern, 11-16-15
Assists: 1, Eastern Washington, 11-13-15
Blocks: 1, Eastern Washington, 11-13-15
Steals: 1, Southern, 11-16-15
Minutes: 23, Eastern Washington, 11-13-15

Weatherspoon's Notes . . .

- ✓ 12 points and 2 rebounds in MSU debut.
- ✓ Tallied 4 points against Southern, including his first collegiate free throws.

2015-16 Game-By-Game

Opponent	MIN	FG	Pct.	3FG	Pct.	FT	Pct.	O-D-R	PF	A	TO	B	S	PTS
N13 Eastern Washington	23	5-8	.625	2-3	.667	0-0	.000	0-2-2	4	1	2	1	0	12
N16 Southern University	17	1-4	.250	0-1	.000	2-3	.667	0-3-3	2	0	1	0	1	4
N19 Miami														
N20 Texas Tech/Utah														
N22 TBA														
N28 UT Martin														
D2 Texas Southern														
D12 UMKC														
D16 Florida State														
D19 Tulane														
D23 Northern Colorado														
D31 North Carolina Central														
J6 Texas A&M														
J9 Arkansas														
J12 Kentucky														
J16 Tennessee														
J19 Florida														
J23 Ole Miss														
J26 South Carolina														
J30 Missouri														
F2 Alabama														
F6 LSU														
F9 Arkansas														
F13 Georgia														
F16 Vanderbilt														
F20 Alabama														
F24 Texas A&M														
F27 South Carolina														
M2 Ole Miss														
M5 Auburn														
M9 SEC Tournament														

CAREER STATS FOR QUINDARY WEATHERSPOON

Year	GP-GS	Min/Avg	FG-FGA	Pct	3FM-3GA	Pct	FT-FTA	Pct	Rebs	PF-D	Ast	TO	Blk	Stl	Pts/Avg
2015-16	2-0	40/20.0	6-12	.500	2-4	.500	2-3	.667	5-2.5	6-0	1	3	1	1	16/8.0

14 MALIK NEWMAN



Freshman | Guard

6-3 | 190

Jackson, MS

Callaway HS

Season Highs

Points:
FGM:
FGA:
3FGM:
3FGA:
FTM:
FTA:
Rebounds:
Assists:
Blocks:
Steals:
Minutes:

Newman's Notes . . .

- ✓ Preseason second-team All-SEC selection by both the league coaches and writers.
- ✓ DNP vs. Eastern Washington due to turf toe.
- ✓ Made his debut against Southern, scoring 6 points along with 3 assists.

2015-16 Game-By-Game

Opponent	MIN	FG	Pct.	3FG	Pct.	FT	Pct.	O-D-R	PF	A	TO	B	S	PTS
N13 Eastern Washington	-DNP-													
N16 Southern University	17	2-8	.250	1-5	.200	1-6	.167	0-2-2	0	3	4	0	0	6
N19 Miami														
N20 Texas Tech/Utah														
N22 TBA														
N28 UT Martin														
D2 Texas Southern														
D12 UMKC														
D16 Florida State														
D19 Tulane														
D23 Northern Colorado														
D31 North Carolina Central														
J6 Texas A&M														
J9 Arkansas														
J12 Kentucky														
J16 Tennessee														
J19 Florida														
J23 Ole Miss														
J26 South Carolina														
J30 Missouri														
F2 Alabama														
F6 LSU														
F9 Arkansas														
F13 Georgia														
F16 Vanderbilt														
F20 Alabama														
F24 Texas A&M														
F27 South Carolina														
M2 Ole Miss														
M5 Auburn														
M9 SEC Tournament														

CAREER STATS FOR MALIK NEWMAN

Year	GP-GS	Min/Avg	FG-FGA	Pct	3FM-3GA	Pct	FT-FTA	Pct	Rebs	PF-D	Asst	TO	Blk	Stl	Pts/Avg
2015-16	1-0	17/17.0	2-8	.250	1-5	.200	1-6	.167	2-2.0	0-0	3	4	0	0	6/6.0

15 I.J. READY



Junior | Guard

5-11 | 170

North Little Rock, AR

Parkview Magnet HS

Season Highs

Points: 25, Eastern Washington, 11-13-15
FGM: 8, Eastern Washington, 11-13-15
FGA: 16, Eastern Washington, 11-13-15
3FGM: 1, twice, last vs. Southern, 11-16-15
3FGA: 5, twice, last vs. Southern, 11-16-15
FTM: 8, Eastern Washington, 11-13-15
FTA: 9, Eastern Washington, 11-13-15
Rebounds: 3, Southern, 11-16-15
Assists: 6, Eastern Washington, 11-13-15
Blocks: ---
Steals: 1, twice, last vs. Southern, 11-16-15
Minutes: 35, Eastern Washington, 11-13-15

Career Highs

Points: 25, Eastern Washington, 11-13-15
FGM: 8, Eastern Washington, 11-13-15
FGA: 16, 2x, last vs. E. Washington, 11-13-15
3FGM: 4, Georgia, 1-24-15
3FGA: 7, 6x, last vs. Auburn, 3-11-15
FTM: 8, Eastern Washington, 11-13-15
FTA: 9, Eastern Washington, 11-13-15
Rebounds: 8, twice, last vs. Auburn, 1-21-15
Assists: 7, 3x, last vs. South Carolina, 3-7-15
Blocks: ---
Steals: 5, Florida Gulf Coast, 12-19-13
Minutes: 35, 2x, last vs. E. Washington, 11-13-15

2015-16 Game-By-Game

Opponent	MIN	FG	Pct.	3FG	Pct.	FT	Pct.	O-D-R	PF	A	TO	B	S	PTS
N13 Eastern Washington	35	8-16	.500	1-5	.200	8-9	.889	0-2-2	2	6	5	0	1	25
N16 Southern University	32	3-13	.231	1-5	.200	2-2	1.000	0-3-3	0	5	0	0	1	9
N19 Miami														
N20 Texas Tech/Utah														
N22 TBA														
N28 UT Martin														
D2 Texas Southern														
D12 UMKC														
D16 Florida State														
D19 Tulane														
D23 Northern Colorado														
D31 North Carolina Central														
J6 Texas A&M														
J9 Arkansas														
J12 Kentucky														
J16 Tennessee														
J19 Florida														
J23 Ole Miss														
J26 South Carolina														
J30 Missouri														
F2 Alabama														
F6 LSU														
F9 Arkansas														
F13 Georgia														
F16 Vanderbilt														
F20 Alabama														
F24 Texas A&M														
F27 South Carolina														
M2 Ole Miss														
M5 Auburn														
M9 SEC Tournament														

Ready's Notes . . .

✓ Career-high 25 points vs. EWU in opener en route to collecting 400th-career point.

✓ 9 points, 5 assists vs. Southern.

CAREER STATS FOR I.J. READY

Year	GP-GS	Min/Avg	FG-FGA	Pct	3FM-3GA	Pct	FT-FTA	Pct	Rebs	PF-D	Asst	TO	Blk	Stl	Pts/Avg
2013-14	26-21	626/24.1	59-159	.371	17-48	.354	18-21	.857	55-2.1	31-1	69	41	0	32	153/5.9
2014-15	29-21	744/25.7	87-218	.399	28-95	.295	37-42	.881	57-2.0	46-0	71	41	0	37	239/8.2
2015-16	2-2	67/33.5	11-29	.379	2-10	.200	10-11	.909	5-2.5	2-0	11	5	0	2	34/17.0
Totals	57-44	1437/25.2	157-406	.387	47-153	.307	65-74	.878	117-2.1	79-1	151	87	0	71	426/7.5

20 GAVIN WARE



Senior | Forward

6-9 | 260

Starkville, MS

Starkville HS

Season Highs

Points: 26, Eastern Washington, 11-13-15
FGM: 11, Eastern Washington, 11-13-15
FGA: 14, Eastern Washington, 11-13-15
3FGM: ---
3FGA: ---
FTM: 4, Eastern Washington, 11-13-15
FTA: 7, Eastern Washington, 11-13-15
Rebounds: 13, Eastern Washington, 11-13-15
Assists: ---
Blocks: 3, Eastern Washington, 11-13-15
Steals: 1, twice, last vs. Southern, 11-16-15
Minutes: 30, Eastern Washington, 11-13-15

Career Highs

Points: 26, Eastern Washington, 11-13-15
FGM: 11, Eastern Washington, 11-13-15
FGA: 15, Arkansas, 2-7-15
3FGM: --
3FGA: --
FTM: 8, Kentucky, 2-8-14
FTA: 11, MVSU, 11-19-13
Rebounds: 17, Auburn, 1-21-15
Assists: 2, Arkansas, 1-23-13
Blocks: 5, Loyola, 12-15-12
Steals: 3, Kennesaw State, 11-14-13
Minutes: 36, Texas A&M, 1-30-13

2015-16 Game-By-Game

Opponent	MIN	FG	Pct.	3FG	Pct.	FT	Pct.	O-D-R	PF	A	TO	B	S	PTS
N13 Eastern Washington	30	11-14	.786	0-0	.000	4-7	.571	6-7-13	2	0	2	3	1	26
N16 Southern University	29	5-9	.556	0-0	.000	3-4	.750	3-1-4	5	0	2	0	1	13
N19 Miami														
N20 Texas Tech/Utah														
N22 TBA														
N28 UT Martin														
D2 Texas Southern														
D12 UMKC														
D16 Florida State														
D19 Tulane														
D23 Northern Colorado														
D31 North Carolina Central														
J6 Texas A&M														
J9 Arkansas														
J12 Kentucky														
J16 Tennessee														
J19 Florida														
J23 Ole Miss														
J26 South Carolina														
J30 Missouri														
F2 Alabama														
F6 LSU														
F9 Arkansas														
F13 Georgia														
F16 Vanderbilt														
F20 Alabama														
F24 Texas A&M														
F27 South Carolina														
M2 Ole Miss														
M5 Auburn														
M9 SEC Tournament														

Ware's Notes . . .

- ✓ 14th career-double with career-high 26 points and 13 rebounds vs. EWU.
- ✓ 13 points, 4 rebounds vs. Southern.
- ✓ Is 60 points shy of being the 35th player in school history to have 1,000 for a career

CAREER STATS FOR GAVIN WARE

Year	GP-GS	Min/Avg	FG-FGA	Pct	3FM-3GA	Pct	FT-FTA	Pct	Rebs	PF-D	Ast	TO	Blk	Stl	Pts/Avg
2012-13	32-27	824/25.8	110-203	.542	0-0	.000	50-89	.562	206-6.4	65-2	9	40	24	15	270/8.4
2013-14	33-33	858/26.0	129-222	.581	0-0	.000	72-111	.649	236-7.2	82-1	7	45	12	28	330/10.0
2014-15	30-25	803/26.8	110-220	.500	0-0	.000	81-109	.743	212-7.1	70-2	9	45	32	11	301/10.0
2015-16	2-2	59/29.5	16-23	.696	0-0	.000	7-11	.636	17-8.5	7-1	0	4	3	2	39/19.5
TOTALS	97-87	2544/26.2	365-668	.546	0-0	.000	210-320	.656	671-6.9	224-6	25	134	71	56	940/9.7

21 REGGIE PATTERSON



Junior | Guard

6-4 | 168

Baldwyn, MS

Northeast Mississippi CC

Season Highs

Points: ---
 FGM: ---
 FGA: ---
 3FGM: ---
 3FGA: ---
 FTM: ---
 FTA: ---
 Rebounds: ---
 Assists: ---
 Blocks: ---
 Steals: ---
 Minutes: 1, Eastern Washington, 11-13-15

Patterson's Notes . . .

✓ Made MSU debut vs. EWU.

2015-16 Game-By-Game

Opponent	MIN	FG	Pct.	3FG	Pct.	FT	Pct.	O-D-R	PF	A	TO	B	S	PTS
N13 Eastern Washington	1	0-0	.000	0-0	.000	0-0	.000	0-0-0	1	0	0	0	0	0
N16 Southern University	-DNP-													
N19 Miami														
N20 Texas Tech/Utah														
N22 TBA														
N28 UT Martin														
D2 Texas Southern														
D12 UMKC														
D16 Florida State														
D19 Tulane														
D23 Northern Colorado														
D31 North Carolina Central														
J6 Texas A&M														
J9 Arkansas														
J12 Kentucky														
J16 Tennessee														
J19 Florida														
J23 Ole Miss														
J26 South Carolina														
J30 Missouri														
F2 Alabama														
F6 LSU														
F9 Arkansas														
F13 Georgia														
F16 Vanderbilt														
F20 Alabama														
F24 Texas A&M														
F27 South Carolina														
M2 Ole Miss														
M5 Auburn														
M9 SEC Tournament														

CAREER STATS FOR REGGIE PATTERSON

Year	GP-GS	Min/Avg	FG-FGA	Pct	3FM-3GA	Pct	FT-FTA	Pct	Rebs	PF-D	Asst	TO	Blk	Stl	Pts/Avg
2015-16	1-0	1/1.0	0-0	.000	0-0	.000	0-0	.000	0-0.0	1-0	0	0	0	0	0/0.0

22 FALLOU NDOYE



Sophomore | Forward

6-10 | 242

Taif, Senegal

Findley Prep

Season Highs

Points: ---
 FGM: ---
 FGA: ---
 3FGM: ---
 3FGA: ---
 FTM: ---
 FTA: ---
 Rebounds: 2, twice, last vs. Southern, 11-16-15
 Assists: 1, Eastern Washington, 11-13-15
 Blocks: ---
 Steals: ---
 Minutes: 7, twice, last vs. Southern, 11-16-15

Career Highs

Points: 11, South Carolina Upstate, 12-20-14
 FGM: 4, South Carolina Upstate, 12-20-14
 FGA: 5, 3x, last vs. LSU, 1-31-15
 3FGM: --
 3FGA: --
 FTM: 3, twice, last vs. USC Upstate, 12-20-14
 FTA: 4, South Carolina Upstate, 12-20-14
 Rebounds: 5, 4x, last vs. LSU, 1-31-15
 Assists: 1, 7x, last vs. EWU, 11-13-15
 Blocks: 1, 9x, last vs. Arkansas, 2-21-15
 Steals: 1, 8x, last vs. Ole Miss, 2-19-15
 Minutes: 29, McNeese, 12-30-14

2015-16 Game-By-Game

Opponent	MIN	FG	Pct.	3FG	Pct.	FT	Pct.	O-D-R	PF	A	TO	B	S	PTS
N13 Eastern Washington	7	0-0	.000	0-0	.000	0-0	.000	0-2-2	4	1	1	0	0	0
N16 Southern University	7	0-0	.000	0-0	.000	0-0	.000	2-0-2	3	0	0	0	0	0
N19 Miami														
N20 Texas Tech/Utah														
N22 TBA														
N28 UT Martin														
D2 Texas Southern														
D12 UMKC														
D16 Florida State														
D19 Tulane														
D23 Northern Colorado														
D31 North Carolina Central														
J6 Texas A&M														
J9 Arkansas														
J12 Kentucky														
J16 Tennessee														
J19 Florida														
J23 Ole Miss														
J26 South Carolina														
J30 Missouri														
F2 Alabama														
F6 LSU														
F9 Arkansas														
F13 Georgia														
F16 Vanderbilt														
F20 Alabama														
F24 Texas A&M														
F27 South Carolina														
M2 Ole Miss														
M5 Auburn														
M9 SEC Tournament														

Ndoye's Notes . . .

- ✓ 2 rebounds vs. EWU.
- ✓ 2 offensive rebounds vs. Southern.

CAREER STATS FOR FALLOU NDOYE

Year	GP-GS	Min/Avg	FG-FGA	Pct	3FM-3GA	Pct	FT-FTA	Pct	Rebs	PF-D	Asst	TO	Blk	Stl	Pts/Avg
2014-15	30-6	372/12.4	26-54	.481	0-0	.000	11-21	.524	55-1.8	67-4	5	27	7	6	63/2.1
2015-16	2-0	14/7.0	0-0	.000	0-0	.000	0-0	.000	4-2.0	7-0	1	1	0	0	0/0.0
TOTALS	32-6	386/12.1	26-54	.481	0-0	.000	11-21	.524	59-1.8	74-4	6	28	7	6	63/2.0

23 TRAVIS DANIELS



Senior | Guard
6-7 | 225
Tuscaloosa, AL
Shelton State CC

Season Highs

Points: 16, Eastern Washington, 11-13-15
FGM: 7, Eastern Washington, 11-13-15
FGA: 9, Eastern Washington, 11-13-15
3FGM: 3, Southern, 11-16-15
3FGA: 3, twice, last vs. Southern, 11-16-15
FTM: 1, Eastern Washington, 11-13-15
FTA: 1, Eastern Washington, 11-13-15
Rebounds: 10, Southern, 11-16-15
Assists: 1, twice, last vs. Southern, 11-16-15
Blocks: ---
Steals: ---
Minutes: 33, Southern, 11-16-15

Career Highs

Points: 21, St. Louis, 11-28-14
FGM: 8, St. Louis, 11-28-14
FGA: 16, Texas A&M, 1-13-15
3FGM: 4, 4x, last vs. Texas A&M, 1-13-15
3FGA: 8, Texas A&M, 1-13-15
FTM: 5, 4x, last vs. Ole Miss, 2-19-15
FTA: 7, twice, last vs. Tulane, 12-6-14
Rebounds: 10, Southern, 11-16-15
Assists: 3, vs. Ole Miss, 1-28-15
Blocks: 1, 5x, last vs. Ole Miss, 2-19-15
Steals: 2, twice, last vs. Florida State, 1-2-15
Minutes: 35, Texas A&M, 1-13-15

2015-16 Game-By-Game

Opponent	MIN	FG	Pct.	3FG	Pct.	FT	Pct.	O-D-R	PF	A	TO	B	S	PTS
N13 Eastern Washington	21	7-9	.778	1-3	.333	1-1	1.000	0-0-0	2	1	0	0	0	16
N16 Southern University	33	3-3	1.000	3-3	1.000	0-0	.000	4-6-10	2	1	1	0	0	9
N19 Miami														
N20 Texas Tech/Utah														
N22 TBA														
N28 UT Martin														
D2 Texas Southern														
D12 UMKC														
D16 Florida State														
D19 Tulane														
D23 Northern Colorado														
D31 North Carolina Central														
J6 Texas A&M														
J9 Arkansas														
J12 Kentucky														
J16 Tennessee														
J19 Florida														
J23 Ole Miss														
J26 South Carolina														
J30 Missouri														
F2 Alabama														
F6 LSU														
F9 Arkansas														
F13 Georgia														
F16 Vanderbilt														
F20 Alabama														
F24 Texas A&M														
F27 South Carolina														
M2 Ole Miss														
M5 Auburn														
M9 SEC Tournament														

Daniels' Notes . . .

- ✓ 16 points vs. EWU.
- ✓ Had 9 points and a career-high 10 rebounds vs. Southern

CAREER STATS FOR TRAVIS DANIELS

Year	GP-GS	Min/Avg	FG-FGA	Pct	3FM-3GA	Pct	FT-FTA	Pct	Rebs	PF-D	Asst	TO	Blk	Stl	Pts/Avg
2014-15	32-26	632/19.8	70-176	.398	24-83	.299	30-45	.667	124-3.9	52-0	18	49	5	14	194/6.1
2015-16	2-2	54/27.0	10-12	.833	4-6	.667	1-1	1.000	10-5.0	4-0	2	1	0	0	25/12.5
TOTALS	34-28	686/20.2	80-188	.426	28-89	.315	31-46	.674	134-3.9	56-0	20	50	5	14	219/6.4

24 JETT JOBE



Freshman | Guard

6-4 | 181

Tuttle, OK

Tuttle HS

Season Highs

Points: 1, Eastern Washington, 11-13-15
 FGM: ---
 FGA: 1, Eastern Washington, 11-13-15
 3FGM: ---
 3FGA: ---
 FTM: ---
 FTA: ---
 Rebounds: ---
 Assists: ---
 Blocks: ---
 Steals: ---
 Minutes: 1, Eastern Washington, 11-13-15

Jobe's Notes . . .

✓ Made MSU debut vs. EWU.

2015-16 Game-By-Game

Opponent	MIN	FG	Pct.	3FG	Pct.	FT	Pct.	O-D-R	PF	A	TO	B	S	PTS
N13 Eastern Washington	1	0-1	.000	0-0	.000	0-0	.000	0-0-0	0	0	0	0	0	0
N16 Southern University	-DNP-													
N19 Miami														
N20 Texas Tech/Utah														
N22 TBA														
N28 UT Martin														
D2 Texas Southern														
D12 UMKC														
D16 Florida State														
D19 Tulane														
D23 Northern Colorado														
D31 North Carolina Central														
J6 Texas A&M														
J9 Arkansas														
J12 Kentucky														
J16 Tennessee														
J19 Florida														
J23 Ole Miss														
J26 South Carolina														
J30 Missouri														
F2 Alabama														
F6 LSU														
F9 Arkansas														
F13 Georgia														
F16 Vanderbilt														
F20 Alabama														
F24 Texas A&M														
F27 South Carolina														
M2 Ole Miss														
M5 Auburn														
M9 SEC Tournament														

CAREER STATS FOR JETT JOBE

Year	GP-GS	Min/Avg	FG-FGA	Pct	3FM-3GA	Pct	FT-FTA	Pct	Rebs	PF-D	Ast	TO	Blk	Stl	Pts/Avg
2015-16	1-0	1/1.0	0-1	.000	0-0	.000	0-0	.000	0-0-0	0-0	0	0	0	0	0/0-0

32 CRAIG SWORD



Senior | Guard
6-3 | 197
Montgomery, AL
G.W. Carver HS

Season Highs

Points: 16, Southern, 11-16-15
FGM: 4, Southern, 11-16-15
FGA: 11, Southern, 11-16-15
3FGM: 2, Southern, 11-16-15
3FGA: 8, Southern, 11-16-15
FTM: 6, Southern, 11-16-15
FTA: 6, Southern, 11-16-15
Rebounds: 4, Eastern Washington, 11-13-15
Assists: 3, Eastern Washington, 11-13-15
Blocks: 2, Eastern Washington, 11-13-15
Steals: 2, Eastern Washington, 11-13-15
Minutes: 25, Eastern Washington, 11-13-15

Career Highs

Points: 33, LSU, 2-19-14
FGM: 11, LSU, 2-19-14
FGA: 17, twice, last vs. Tennessee, 3-14-13
3FGM: 5, Ole Miss, 1-28-15
3FGA: 8, Southern, 11-16-15
FTM: 15, Ole Miss, 1-11-14
FTA: 18, Ole Miss, 1-11-14
RBs: 8, 4x, last vs. South Carolina, 2-28-15
Assists: 9, Ole Miss, 3-2-13
Blocks: 2, 9x, last vs. EWU, 11-13-15
Steals: 7, Ole Miss, 1-11-14
Minutes: 39, Texas A&M, 1-18-14

2015-16 Game-By-Game

Opponent	MIN	FG	Pct.	3FG	Pct.	FT	Pct.	O-D-R	PF	A	TO	B	S	PTS
N13 Eastern Washington	25	3-8	.375	1-4	.250	2-3	.667	0-4-4	3	3	3	2	2	9
N16 Southern University	24	4-11	.364	2-8	.250	6-6	1.000	2-1-3	5	2	7	1	0	16
N19 Miami														
N20 Texas Tech/Utah														
N22 TBA														
N28 UT Martin														
D2 Texas Southern														
D12 UMKC														
D16 Florida State														
D19 Tulane														
D23 Northern Colorado														
D31 North Carolina Central														
J6 Texas A&M														
J9 Arkansas														
J12 Kentucky														
J16 Tennessee														
J19 Florida														
J23 Ole Miss														
J26 South Carolina														
J30 Missouri														
F2 Alabama														
F6 LSU														
F9 Arkansas														
F13 Georgia														
F16 Vanderbilt														
F20 Alabama														
F24 Texas A&M														
F27 South Carolina														
M2 Ole Miss														
M5 Auburn														
M9 SEC Tournament														

Sword's Notes . . .

- ✓ Preseason second-team All-SEC selection by the league coaches.
- ✓ 9 points vs. EWU.
- ✓ Had 16 points vs. Southern, putting him two away from tying W.D. "Red" Stroud for the 30th most in MSU history.

CAREER STATS FOR CRAIG SWORD

Year	GP-GS	Min/Avg	FG-FGA	Pct	3FM-3GA	Pct	FT-FTA	Pct	Rebs	PF-D	Ast	TO	Blk	Stl	Pts/Avg
2012-13	32-30	854/26.7	120-296	.405	13-67	.194	82-148	.554	92-2.9	92-8	75	127	14	55	335/10.5
2013-14	32-32	900/28.1	157-324	.485	12-44	.273	111-179	.620	120-3.8	93-4	88	96	15	60	437/13.7
2014-15	28-22	695/24.8	97-215	.451	27-75	.360	96-137	.701	79-3.2	70-2	48	71	11	29	317/11.3
2015-16	2-2	49/24.5	7-19	.368	3-12	.250	8-9	.889	7-3.5	8-1	5	10	3	2	25/12.5
TOTALS	94-86	2498/26.6	381-854	.446	55-198	.278	297-473	.628	298-3.2	263-15	216	304	43	146	1114/11.9

35 ARIC HOLMAN



Freshman | Forward

6-10 | 212

Owensboro, KY

Owensboro HS

Season Highs

Points:
FGM:
FGA:
3FGM:
3FGA:
FTM:
FTA:
Rebounds:
Assists:
Blocks:
Steals:
Minutes:

Holman's Notes . . .

✓ Missed all of preseason with a knee injury.

2015-16 Game-By-Game

Opponent	MIN	FG	Pct.	3FG	Pct.	FT	Pct.	O-D-R	PF	A	TO	B	S	PTS
N13 Eastern Washington	-DNP-													
N16 Southern University	-DNP-													
N19 Miami														
N20 Texas Tech/Utah														
N22 TBA														
N28 UT Martin														
D2 Texas Southern														
D12 UMKC														
D16 Florida State														
D19 Tulane														
D23 Northern Colorado														
D31 North Carolina Central														
J6 Texas A&M														
J9 Arkansas														
J12 Kentucky														
J16 Tennessee														
J19 Florida														
J23 Ole Miss														
J26 South Carolina														
J30 Missouri														
F2 Alabama														
F6 LSU														
F9 Arkansas														
F13 Georgia														
F16 Vanderbilt														
F20 Alabama														
F24 Texas A&M														
F27 South Carolina														
M2 Ole Miss														
M5 Auburn														
M9 SEC Tournament														

CAREER STATS FOR ARIC HOLMAN

Year	GP-GS	Min/Avg	FG-FGA	Pct	3FM-3GA	Pct	FT-FTA	Pct	Rebs	PF-D	Ast	TO	Blk	Stl	Pts/Avg
2015-16															

Exhibition 1 — Nov. 6, 2015

Mississippi State **95**
Fort Valley State **56**

Humphrey Coliseum • Starkville, MS

Fort Valley State

Player	FG	3FG	FT	RB	PF	PT	A	Min
Bell f	1-3	0-0	3-5	2	1	5	1	22
Wilson c	3-15	0-3	3-4	4	2	9	0	28
Thomas g	0-0	0-0	0-0	1	2	0	0	11
Bryant g	1-4	1-1	0-0	0	0	3	0	11
Franklin g	3-7	1-1	2-3	1	1	9	1	16
Hansberry	2-4	0-1	0-0	0	3	4	0	16
Edwards	5-7	0-0	0-3	0	1	10	0	13
Fluellen	0-2	0-2	0-1	5	1	0	1	16
McMillan	2-4	0-1	1-2	2	2	5	0	12
Broner	0-1	0-0	1-2	3	0	1	1	12
Duke	2-6	1-4	1-2	3	3	6	0	20
Warren	2-4	0-0	0-2	6	1	4	0	12
Mobley	0-3	0-3	0-0	2	0	0	0	11
TOTALS	21-60	3-16	11-24	31	17	56	4	200

Mississippi State

Player	FG	3FG	FT	RB	PF	PT	A	Min
Ware f	6-6	0-0	0-0	6	3	12	0	17
Daniels f	2-2	0-0	0-0	1	5	4	0	11
Thomas g	4-9	2-7	1-1	3	0	11	2	29
Ready g	7-14	3-5	0-0	4	2	17	9	23
Sword g	5-10	1-3	3-5	10	2	14	4	31
Houston	1-3	0-0	3-4	5	1	5	1	14
Zuppardo	5-6	1-2	1-1	10	4	12	2	25
Holmes	0-1	0-1	0-0	0	0	0	1	3
W'spoon	5-11	3-5	2-3	1	2	15	6	19
Patterson	0-0	0-0	0-0	2	0	0	0	3
Ndoye	2-5	0-0	1-2	4	4	5	1	21
Jobe	0-2	0-2	0-0	0	0	0	0	4
TOTALS	37-69	10-25	11-16	51	23	95	26	200

Halftime: MSU 47, FVSU 27. FG%: MSU 53.6%, FVSU 35.0. 3FG%: MSU 40.0%, FVSU 18.8%. FT%: MSU 68.8%, FVSU 45.8%. Turnovers: MSU 17 (Sword 4), FVSU 18 (Franklin 4). Blocked Shots: MSU 2 (Thomas), FVSU 1 (Fluellen). Steals: MSU 11 (Ready 4), FVSU 6 (Franklin 2). Officials: Tony Greene, Marc Ellard, Todd Austin. Attendance: 3,300.

Game 1 — Nov. 13, 2015

Mississippi State **106**
Eastern Washington **88**

Humphrey Coliseum • Starkville, MS

Eastern Washington

Player	FG	3FG	FT	RB	PF	PT	A	Min
Bliznyuk f	7-14	1-2	6-7	2	4	21	1	30
Von Hofe f	7-13	5-10	2-3	2	1	21	0	37
Jois f	5-7	0-0	2-5	7	3	12	0	30
Washington g	5-7	0-1	1-2	2	4	11	1	22
McBroom g	6-15	0-4	3-3	2	0	15	5	36
Gibson	0-5	0-4	0-0	3	4	0	1	17
Henderson	0-0	0-0	0-0	0	0	0	0	2
Ferris	0-0	0-0	2-2	1	0	2	0	4
Benzel	0-1	0-1	0-0	0	0	0	0	2
Nuno	1-1	0-0	0-0	1	1	2	0	5
Reid	1-1	0-0	0-0	2	2	2	0	7
Hunt	1-1	0-0	0-0	0	1	2	1	8
TOTALS	33-65	6-22	16-22	25	20	88	9	200

Mississippi State

Player	FG	3FG	FT	RB	PF	PT	A	Min
Ware f	11-14	0-0	4-7	13	2	26	0	30
Daniels f	7-9	1-3	1-1	0	2	16	1	21
Thomas g	3-6	0-2	4-4	5	0	10	1	35
Ready g	8-16	1-5	8-9	2	2	25	6	35
Sword g	3-8	1-4	2-3	4	3	9	3	25
Houston	1-1	0-0	0-0	0	0	2	0	6
Zuppardo	3-3	0-0	0-0	8	3	6	1	15
Holmes	0-0	0-0	0-0	0	0	0	0	1
W'spoon	5-8	2-3	0-0	2	4	12	1	23
Patterson	0-0	0-0	0-0	0	1	0	0	1
Ndoye	0-0	0-0	0-0	2	4	0	1	7
Jobe	0-1	0-0	0-0	0	0	0	0	1
TOTALS	41-66	5-17	19-24	40	21	106	13	200

Halftime: EWU 51, MSU 48. FG%: MSU 62.1%, EWU 50.8. 3FG%: MSU 29.4%, EWU 27.3%. FT%: MSU 79.2%, EWU 72.7%. Turnovers: MSU 13 (Ready 5), EWU 11 (Jois 3). Blocked Shots: MSU 7 (Ware 3), EWU 0. Steals: MSU 4 (Sword 2), EWU 8 (Bliznyuk 3). Officials: Pat Adams, Antinio Petty, Brent Hampton. Attendance: 9,931.

Game 2 — Nov. 16, 2015

Southern **76**
Mississippi State **72**

Humphrey Coliseum • Starkville, MS

Southern

Player	FG	3FG	FT	RB	PF	PT	A	Min
Sam f	4-6	0-0	2-4	8	3	10	2	30
Allen f	3-3	0-0	0-0	2	5	6	0	9
Hyder g	1-7	0-0	1-2	4	1	3	4	36
Rodgers g	6-15	4-6	0-2	5	1	16	0	35
Banks g	5-14	1-5	7-10	2	5	18	4	35
Thomas	3-5	0-0	0-0	2	2	6	0	15
Prudhomme	3-7	1-3	2-2	3	1	9	0	25
Nunn	4-5	0-0	0-0	4	2	8	0	15
TOTALS	29-62	6-14	12-20	34	20	76	10	200

Mississippi State

Player	FG	3FG	FT	RB	PF	PT	A	Min
Ware f	5-9	0-0	3-4	4	5	13	0	29
Daniels f	3-3	3-3	0-0	10	2	9	1	33
Thomas g	3-6	3-6	0-0	7	1	9	1	32
Ready g	3-13	1-5	2-2	3	0	9	5	32
Sword g	4-11	2-8	6-6	3	5	16	2	24
Zuppardo	2-6	1-3	1-2	5	1	6	0	9
W'spoon	1-4	0-1	2-3	3	2	4	0	17
Newman	2-8	1-5	1-6	2	0	6	3	17
Ndoye	0-0	0-0	0-0	2	3	0	0	7
TOTALS	23-60	11-31	15-23	44	19	72	12	200

Halftime: SU 45, MSU 40. FG%: MSU 38.3%, SU 46.8. 3FG%: MSU 35.5%, SU 42.9%. FT%: MSU 65.2%, SU 60.0%. Turnovers: MSU 19 (Sword 7), SU 8 (Hyder, Prudhomme 2). Blocked Shots: MSU 2 (Sword, Zuppardo), SU 7 (Nunn 5). Steals: MSU 4 (Ware, Thomas, Ready, Weatherspoon), SU 10 (Prudhomme 4). Officials: Olandis Poole, Joe DeRosa, John Hampton. Attendance: 5,895.

Game 3 — Nov. 19, 2015

Mississippi State
Miami

Roberto Clemente Coliseum • Puerto Rico

Game 4 — Nov. 20, 2015

Mississippi State
Texas Tech/Utah












Roberto Clemente Coliseum • Puerto Rico

Game 5 — Nov. 22, 2015

Mississippi State
TBA

Roberto Clemente Coliseum • Puerto Rico

2015-16 MISSISSIPPI STATE PLAYER BREAKDOWN

1		Fred Thomas Jr F 6-5 210 Jackson, MS	Notes: 101 points shy of 1,000 for career after 9 points vs. Southern. Had 10 points vs. EWU in season opener.
		MIN PTS RBS STL FG% 3FG% FT% 33.5 9.5 6.0 0.5 .500 .375 1.000	
2		Demetrius Houston So F 6-7 201 Montgomery, AL	Notes: Had 2 points in 6 minutes vs. EWU. DNP vs. Southern.
		MIN PTS RBS STL FG% 3FG% FT% 6 2 0 0 1.000 --- ---	
4		Johnny Zuppardo Sr F 6-8 226 Bay St. Louis, MS	Notes: Had 6 points, 8 rebounds in MSU debut. 6 points, 5 rebounds vs. Southern.
		MIN PTS RBS STL FG% 3FG% FT% 12 6.0 6.5 0 .556 .333 .500	
5		Joe Strugg Fr F 6-9 192 Montgomery, AL	Notes: DNP vs. EWU or Southern due to foot injury.
		MIN PTS RBS STL FG% 3FG% FT%	
11		Quinndary Weatherspoon Fr G 6-4 202 Canton, MS	Notes: Had 12 points, 2 rebounds, 1 assist in MSU debut. 4 points vs. Southern.
		MIN PTS RBS AST FG% 3FG% FT% 20.0 8.0 2.5 0.5 .500 .500 .667	
14		Malik Newman Fr G 6-3 190 Jackson, MS	Notes: Made MSU debut vs. Southern and had 6 points and 3 assists. DNP vs. EWU in opener due to turf toe.
		MIN PTS RBS AST FG% 3FG% FT% 17.0 6.0 2.0 3.0 .250 .200 .167	
15		I.J. Ready Jr G 5-11 170 North Little Rock, AR	Notes: Career-high 25 points to go along with 6 assists vs. EWU. 9 points vs. Southern.
		MIN PTS RBS AST FG% 3FG% FT% 33.5 17.0 2.5 5.5 .379 .200 .909	
20		Gavin Ware Sr F 6-9 260 Starkville, MS	Notes: Collected 14th double-double with career-high 26 points and 13 rebounds vs. EWU and was named the SEC Player of the Week. 13 points vs. Southern and 4 rebounds.
		MIN PTS RBS BLK FG% 3FG% FT% 29.5 19.5 8.5 1.5 .696 --- .636	
22		Fallou Ndoye So F 6-10 242 Taif, Senegal	Notes: Logged 7 minutes and had 2 rebounds vs. EWU. 7 minutes vs. Southern and 2 rebounds.
		MIN PTS RBS STL FG% 3FG% FT% 7.0 0 2.0 0.0 --- --- ---	
23		Travis Daniels Sr G 6-7 225 Tuscaloosa, AL	Notes: 16 points vs. EWU. Career-high 10 rebounds vs. Southern and 9 points.
		MIN PTS RBS AST FG% 3FG% FT% 27.0 12.5 5.0 1.0 .833 .667 1.000	
32		Craig Sword Sr G 6-3 197 Montgomery, AL	Notes: Had 9 points, 4 rebounds, 3 assists, 2 blocks and 2 steals vs. EWU. 16 points vs. Southern.
		MIN PTS RBS STL FG% 3FG% FT% 24.5 12.5 3.5 1.0 .368 .250 .889	
35		Aric Holman Fr F 6-10 212 Owensboro, KY	Notes: Been out all of preseason due to a knee injury.
		MIN PTS RBS STL FG% 3FG% FT%	

Mississippi State Basketball
Mississippi State Combined Team Statistics (as of Nov 16, 2015)
All games

RECORD:	OVERALL	HOME	AWAY	NEUTRAL
ALL GAMES	1-1	1-1	0-0	0-0
CONFERENCE	0-0	0-0	0-0	0-0
NON-CONFERENCE	1-1	1-1	0-0	0-0

##	Player	gp-gs	min	avg	Total		3-Point		F-Throw		Rebounds				pf	dq	a	to	blk	stl	pts	avg		
					fg-fga	fg%	3fg-fga	3fg%	ft-fta	ft%	off	def	tot	avg										
01	Fred Thomas	2-2	67	33.5	6-12	.500	3-8	.375	4-4	1.000	2	10	12	6.0	1	0	2	2	1	1	19	9.5		
02	Demetrius Houston	1-0	6	6.0	1-1	1.000	0-0	.000	0-0	.000	0	0	0	0.0	0	0	0	0	0	0	2	2.0		
04	Johnny Zuppardo	2-0	24	12.0	5-9	.556	1-3	.333	1-2	.500	5	8	13	6.5	4	0	1	1	1	0	12	6.0		
10	Carter Holmes	1-0	1	1.0	0-0	.000	0-0	.000	0-0	.000	0	0	0	0.0	0	0	0	0	0	0	0	0.0		
11	Q. Weatherspoon	2-0	40	20.0	6-12	.500	2-4	.500	2-3	.667	0	5	5	2.5	6	0	1	3	1	1	16	8.0		
14	Malik Newman	1-0	17	17.0	2-8	.250	1-5	.200	1-6	.167	0	2	2	2.0	0	0	3	4	0	0	6	6.0		
15	I.J. Ready	2-2	67	33.5	11-29	.379	2-10	.200	10-11	.909	0	5	5	2.5	2	0	11	5	0	2	34	17.0		
20	Gavin Ware	2-2	59	29.5	16-23	.696	0-0	.000	7-11	.636	9	8	17	8.5	7	1	0	4	3	2	39	19.5		
21	Reggie Patterson	1-0	1	1.0	0-0	.000	0-0	.000	0-0	.000	0	0	0	0.0	1	0	0	0	0	0	0	0.0		
22	Fallou Ndoye	2-0	14	7.0	0-0	.000	0-0	.000	0-0	.000	2	2	4	2.0	7	0	1	1	0	0	0	0.0		
23	Travis Daniels	2-2	54	27.0	10-12	.833	4-6	.667	1-1	1.000	4	6	10	5.0	4	0	2	1	0	0	25	12.5		
24	Jett Jobe	1-0	1	1.0	0-1	.000	0-0	.000	0-0	.000	0	0	0	0.0	0	0	0	0	0	0	0	0.0		
32	Craig Sword	2-2	49	24.5	7-19	.368	3-12	.250	8-9	.889	2	5	7	3.5	8	1	5	10	3	2	25	12.5		
Team											5	4	9											
Total.....		2	400		64-126	.508	16-48	.333	34-47	.723	29	55	84	42.0	40	2	26	32	9	8	178	89.0		
Opponents.....		2	400		62-127	.488	12-36	.333	28-42	.667	18	41	59	29.5	40	-	19	19	7	18	164	82.0		

TEAM STATISTICS	MS	OPP	Date	Opponent	Score	Att.
SCORING	178	164	11-13-15	EASTERN WASHINGTON	w 106-88	9931
Points per game	89.0	82.0	11-16-15	SOUTHERN UNIVERSITY	L 72-76	5895
Scoring margin	+7.0	-	* - Conference game			
FIELD GOALS-ATT	64-126	62-127				
Field goal pct	.508	.488				
3 POINT FG-ATT	16-48	12-36				
3-point FG pct	.333	.333				
3-pt FG made per game	8.0	6.0				
FREE THROWS-ATT	34-47	28-42				
Free throw pct	.723	.667				
F-Throws made per game	17.0	14.0				
REBOUNDS	84	59				
Rebounds per game	42.0	29.5				
Rebounding margin	+12.5	-				
ASSISTS	26	19				
Assists per game	13.0	9.5				
TURNOVERS	32	19				
Turnovers per game	16.0	9.5				
Turnover margin	-6.5	-				
Assist/turnover ratio	0.8	1.0				
STEALS	8	18				
Steals per game	4.0	9.0				
BLOCKS	9	7				
Blocks per game	4.5	3.5				
ATTENDANCE	15826	0				
Home games-Avg/Game	2-7913	0-0				
Neutral site-Avg/Game	-	0-0				

Score by Periods	1st	2nd	Totals
Mississippi State	88	90	178
Opponents	96	68	164

Mississippi State Basketball
Mississippi State Game-by-Game Highs (as of Nov 16, 2015)
All games

Opponent	Date	Score	Points	Rebounds	Assists	Steals	Blocked shots
EASTERN WASHINGTON	11-13-15	106-88	26-Gavin Ware	13-Gavin Ware	6-I.J. Ready	2-Craig Sword	3-Gavin Ware
SOUTHERN UNIVERSITY	11-16-15	72-76	16-Craig Sword	10-Travis Daniels	5-I.J. Ready	1-Q. Weatherspoon Gavin Ware Fred Thomas I.J. Ready	1-Johnny Zuppardo Craig Sword

Mississippi State Basketball
Mississippi State Team Game-by-Game Comparison (as of Nov 16, 2015)
All games

Opponent	1st	2nd	Score	Mar	Total FG	FG Pct	3-Pointers	3FG Pct	Free Throws	FT Pct	Rebounds	Assist	T/Over	Block	Steal	Fouls
EASTERN WASHINGTON	48/51	58/37	106-88	+18	41-66/33-65	.621/.508	5-17/6-22	.294/.273	19-24/16-22	.792/.727	40/25 +15	14/9	13/11	7/0	4/8	21/20
SOUTHERN UNIVERSITY	40/45	32/31	72-76	(4)	23-60/29-62	.383/.468	11-31/6-14	.355/.429	15-23/12-20	.652/.600	44/34 +10	12/10	19/8	2/7	4/10	19/20

Note: Game totals are displayed in the format TEAM/OPPONENT for each category