

## MIAMI BASKETBALL QUICK HITS

**9** Miami has just **9** eligible scholarship student-athletes on the roster, led by seniors Davon Reed and Kamari Murphy, and junior Ja'Quan Newton.

**4** The Hurricanes have **4** new players wearing Miami uniforms this season, all of whom are true freshmen.

**14** Among active coaches, Coach L is the **14th**-winningest coach in the country with 604 victories, and ranks No. 47 on the list of all-time winningest coaches.

**1.7** Miami's facilities are undergoing **\$1.7** million in renovations with graphics and new features in the office areas and locker rooms of the Watsco Center.

**15** This season Jim Larrañaga and associate head coach Chris Caputo are in their **15th** season on the sidelines together, dating back to their time at George Mason.

### 2016-17 SCHEDULE

Nov. 2	Barry (Ex.)	ACCN E	W, 73-62
Nov. 11	Western Carolina	ACCN E	W, 92-43
Nov. 16	at North Florida	ESPN3	W, 94-56
Nov. 19	Penn	ACCN E	W, 74-62

### AdvoCare Invitational, HP Field House, Orlando, Fla.

Nov. 24	Stanford	ESPN2	W, 67-53
Nov. 25	#21/22 Iowa State	ESPN2	L, 56-73
Nov. 27	Florida	ESPN2	L, 56-65

### ACC/Big Ten Challenge

Nov. 30	Rutgers	ESPNU	W, 73-61
---------	---------	-------	----------

### HoopHall Miami Invitational, AAA, Miami

Dec. 3	Wofford	ESPN3	W, 74-57
Dec. 6	South Carolina State	ACCN E	W, 82-46
Dec. 16	Florida Atlantic	ACCN E	W, 76-56
Dec. 22	George Washington	ACCN E	W, 72-64
Dec. 28	Columbia	ACCN E	W, 78-67

### Atlantic Coast Conference Schedule

Dec. 31	NC State	RSN	W, 81-63
Jan. 4	at Syracuse	RSN	L, 55-70
Jan. 12	#20 Notre Dame	ESPN	L, 62-67
Jan. 14	at Pittsburgh	RSN	W, 72-46
Jan. 18	at Wake Forest	ACCN	L, 79-96
Jan. 21	at #18 Duke	ESPN	L, 58-70
Jan. 25	Boston College	RSN	W, 78-77
Jan. 28	#9/6 North Carolina	CBS	W, 77-62
Feb. 1	#15/16 Florida State	ACCN	L, 57-75
Feb. 4	at NC State	ACCN	W, 84-79
Feb. 8	Virginia Tech	RSN	W, 74-68
Feb. 11	at #4 Louisville	ESPN2	L, 66-71
Feb. 15	Georgia Tech	ACCN	W, 70-61
Feb. 18	Clemson	RSN	W, 71-65
Feb. 20	at #18/19 Virginia	ESPN	W, 54-48 OT
Feb. 25	#10/11 Duke	CBS	W, 55-50
Feb. 27	[25] at RV/- Virginia Tech	ESPN2	L, 61-66
March 4	[25] at #15/17 Florida State	ACCN	4 p.m.
March 7-11 ACC Tournament, Brooklyn, N.Y.			

### MIAMI COMMUNICATIONS

Amy LaBrie, Associate Director of Communications  
 O: (305) 284-3241 | C: (813) 410-1194  
 LaBrie@miami.edu | @CanesHoops  
 Kevin Ivany, Communications Assistant

## GAME 30



### NO. 25 MIAMI HURRICANES (20-9, 10-7 ACC)

**Head Coach:** Jim Larrañaga  
**Record at Miami:** 138-66, sixth season  
**Career Record:** 608-400, 33rd season

**2013 & 2016 ACC Coach of the Year**  
**ACC Record at Miami:** 64-41  
**Alma Mater:** Providence, 1971



### #15/17 FLORIDA STATE SEMINOLES (23-7, 11-6 ACC)

**Head Coach:** Leonard Hamilton  
**Record at FSU:** 279-193, 15th season

**Alma Mater:** Tennessee-Martin, 1971  
**Career Record:** 475-403, 29th season

### SETTING THE SCENE

**DATE** Saturday, March 4, 2017

**TIME** 4 p.m.

**LOCATION** Donald L. Tucker Center | Tallahassee, Fla.

**BROADCASTS** **TV:** ACC Network - Evan Lepler and Bobby Cremins <http://theacc.co/mbb17accn0304b>  
*Affiliates in Florida:* Fort Myers-Naples-CW; Gainesville-ABC; Jacksonville-IND; Miami-Fort Lauderdale-My Network TV; Orlando-Daytona Beach-Melbourne-My Network TV; Panama City-This TV; Tallahassee-Thomasville-CW; Tampa-St. Petersburg (Sarasota)-CW; West Palm Beach-Ft. Pierce-CW.

**Radio:** 560 WQAM - Joe Zagacki

**Internet:** ACC Network Extra - <http://es.pn/2mcHbgL>

**SERIES** All-time: 34-44 Since rebirth in 1985-86: 14-20  
 Home: 27-13 Away: 8-28 Neutral: 0-2  
 Under Coach Larrañaga: 7-5 Coach L all-time vs. Florida State: 7-5  
 Current streak: Florida State won 1.  
 Last matchup: Feb. 1, 2017. No. 15/16 Florida State won, 75-57.  
 Last Miami win: Feb. 14, 2016. No. 12/11 Miami won, 67-65.

<b>VS. AP TOP 25</b>	All-Time	Overall: 53-145	Away: 15-67	OT: 3-4	2OT: 0-4	ACC: 19-45
	Since Joining ACC	Overall: 27-61	Away: 8-25	OT: 3-2	2OT: 0-2	ACC: 19-45
	Under Coach L	Overall: 16-29	Away: 5-12	OT: 2-1	2OT: 0-1	ACC: 10-21
	Under Coach L	Top 20 - All: 9-18, Away: 4-11	Top 25 - All: 10-21, Away: 4-12			
Under Coach L, vs. Top 25 FSU	Overall: 1-3	Away: 0-1				

<b>POLLS</b> <i>(as of 3/1/17)</i>	Miami	AP: 25	USA Today: 25	RPI: 37	KenPom: 29	Warren Nolan: 37
	FSU	AP: 15	USA Today: 17	RPI: 12	KenPom: 18	Warren Nolan: 12

**WEATHER** Coral Gables, Fla.: High 74 / Low 66 Tallahassee, Fla.: High 72 / Low 45

### THE 2016-17 HURRICANES

Miami has nine scholarship players eligible for competition, led by a trio of captains in seniors Davon Reed and Kamari Murphy, along with junior Ja'Quan Newton. Sophomores Anthony Lawrence and Ebuka Izundu also returned for the Hurricanes. This season a group of four newcomers comprising Miami's top recruiting class in program history donned a UM jersey for the first time. The Canes' coaching staff reeled in four freshmen in McDonald's All-American Dewan Huell, Jordan Brand Classic All-American Bruce Brown, Australian standout Dejan "DJ" Vasiljevic and Rodney Miller from national powerhouse Oak Hill Academy (Va.). The four-man group was named one of the top 2016 classes in the country, with a No. 9 ranking from 247Sports, No. 10 from Scout, No. 13 from ESPN and No. 13 from Rivals.

### CANES SIGN A TRIO OF TOP-100 PLAYERS

Jim Larrañaga has signed three ESPN Top 100 players for the 2017 class in McDonald's All-American and Jordan Brand Classic All-American guard Lonnie Walker (No. 18), guard Chris Lykes (46) and forward Deng Gak (92). New Zealander Sam Waardenburg also joins the class, and is practicing with the team this spring. This marks the second straight Miami recruiting class with at least two ESPN Top 100 players, following last year's signing of Bruce Brown (26) and Dewan Huell (28).

Walker is a 6-foot-5-inch shooting guard from Reading, Pa., with great ball handling skills and is Miami's highest-ranked recruit in program history. Lykes is a 5-foot-6-inch explosive do-it-all point guard from Bowie, Md., who plays at Gonzaga College (D.C.) High School. Gak is a 6-foot-11-inch forward playing his prep ball at Blair Academy in New Jersey.



### HEAD COACH JIM LARRAÑAGA

Coach Jim Larrañaga has led the Hurricanes to a pair of NCAA Sweet 16 appearances and won the 2013 ACC regular season and ACC Tournament titles. He has been named the AP, Naismith, USBWA and Henry Iba National Coach of the Year, twice was both the ACC and USBWA District Coach of the Year (2013, 2016), and was the 2013 NABC District Coach of the Year. With Miami's win over Pittsburgh on Jan. 14, 2017, Coach L earned his 600th career victory.





### CANES IN THE POLLS IN 2016-17

	AP	USA TODAY	KenPom	RPI
Pre	RV (48)	RV (11)		
Nov. 14	RV (38)	RV (29)		
Nov. 21	RV (44)	RV (37)		
Nov. 28	NR	RV (4)	28	
Dec. 5	NR	NR	29	
Dec. 12	RV (6)	RV (13)	26	
Dec. 19	RV (5)	RV (13)	24	
Dec. 26	RV (8)	RV (13)	28	
Jan. 2	RV (16)	RV (19)	30	
Jan. 9	NR	RV (1)	36	71
Jan. 16	NR	RV (5)	68	31
Jan. 23	NR	RV (2)	40	81
Jan. 30	NR	RV (19)	33	64
Feb. 6	NR	RV (4)	39	55
Feb. 13	NR	RV (7)	34	52
Feb. 20	RV (2)	RV (11)	29	37
Feb. 27	25	25	29	35

### DID YOU KNOW ...

Coach L became the first Miami coach to win 20+ games in his first two seasons at UM and only the third of 12 UM coaches to post at least three 20-win seasons.

Former Cane Rick Barry was named one of the Greatest Players in NBA History.

Miami native and former Cane standout James Jones won the 2010-2011 NBA All-Star Weekend 3-Point Contest and the NBA Championship in the 2011-2012 and 2012-13 seasons.

Six-time NBA All Star Amar'e Stoudemire enrolled at UM in 2013 and took classes to earn his bachelor's degree.

UM is in its 13th season in the ACC.

Coach L led the George Mason Patriots to the 2006 Final Four with big wins over some of basketball's elite teams such as Michigan State, North Carolina and UConn. He was the first coach to take a mid-major to a Final Four in 27 years (Penn '79) when his team advanced in 2006.

In 14 years at George Mason, Larrañaga led the Patriots to five NCAA Tournament appearances (2011, 2008, 2006, 2001, 1999), including the 2006 Final Four.

Miami basketball received APR (Academic Progress Rate) Public Recognition Awards for being among the top 10 percent in APR in its sport. Miami ranks in the top 10 percent of NCAA men's basketball with a 990 APR.

The Miami Department of Athletics recorded a Graduation Success Rate (GSR) of 89 percent. Miami's department-wide GSR is 16th overall among FBS programs. UM has exceeded the NCAA average GSR in each of the last 10 years.

The Canes have averaged 20.0 wins over the last 11 seasons.

The Hurricanes have made at least one trey in 967 of 975 games since the NCAA adopted the 3-point shot in 1986. The last time Miami was held without a 3-pointer was Feb. 26, 2014 at Virginia.

Miami has held 826 of its last 827 opponents to less than 100 points. North Carolina was the last team to score 100+, defeating UM, 105-64, on Jan. 31, 2007.



### TIDBITS ABOUT THE SERIES - MIAMI VS. FLORIDA STATE

Miami is 8-28 all-time on the road against Florida State, and 3-2 under Coach L.

The Hurricanes have won seven of the last 11 games with the Seminoles. In 1959, Miami's Harry Manushaw grabbed a remarkable 27 rebounds in a game against Florida State. That is just two shy of Miami's all-time record for rebounds in a game, which is held by Rick Barry, who once had 29.

### THE MIAMI - FSU RIVALRY GOES BEYOND THE HARDWOOD

In football, nearly half of the Miami-Florida State games (30 of 61 previous meetings) have been decided by eight points or fewer, including last year's match up (FSU won, 20-19). Seven games in the series have been decided by a single point. Miami is 7-1 in those games. At least one team has entered the Miami-Florida State game unbeaten in 28 of the last 32 years.

In women's tennis, Miami is 34-6 against FSU, and UM won the first 16 finished matches.

In men's tennis, Miami is 48-17 against the Seminoles, with UM winning the first 33 matches.

In baseball, Miami won two of three in its regular season series at Florida State in 2016 to clinch the ACC Regular Season Championship. It was the Hurricanes' second ACC Regular Season Championship in the past three seasons. The series victory was Miami's first over FSU at Dick Howser Stadium since 2008.

### REED TOP SCHOLAR-ATHLETE IN ACC - SKIP PROSSER AWARD WINNER

Davon Reed is the recipient of the ACC's 2017 Skip Prosser Award, presented annually to the top scholar-athlete in ACC men's basketball. Reed will graduate in May with a degree in sports administration and double minors in communications and marketing. A three-time All-ACC Academic Team selection, he is also one of four of the league's top 20 scorers to be named to the 2017 All-ACC Academic Team.

"Davon Reed is the epitome of what a great student-athlete is all about," Miami head coach Jim Larrañaga said. "He's been our captain for the last three seasons because of his tremendous leadership qualities. He has been a Dean's List student since the day he arrived on our Miami campus. He's not only a great student, but he's also a tremendous basketball player. Davon is a complete player. He can score at the rim or from 3-point range, and he's a relentless defender and rebounder. But what separates Davon from other great student-athletes is his leadership off the court, on campus and in the community. He works tirelessly with the youngsters in Coral Gables and has been an inspirational leader for our Student-Athlete Advisory Committee. Skip Prosser would have loved to have coached Davon. Skip would be happy to have Davon's name on his award for the role model he's been the last four years."

### BRUCE BROWN - ACC ALL-FRESHMAN TEAM CANDIDATE

1 triple-double 30-point game, against No. 9/6 UNC  
2 double-doubles 25-point game against No. 10/11 Duke  
8 15-plus point games Game-winning 3-pointer at No. 18/19 Virginia  
6 games with at least five points, five rebounds and five assists  
55 points combined against No. 9/6 UNC and No. 10/11 Duke

Player (ACC only)	Pos.	PPG	APG	RPG	SPG	FG%	3FG%	FT%
<b>Bruce Brown, Miami</b>	<b>G</b>	<b>12.8</b>	<b>3.5</b>	<b>5.0</b>	<b>1.4</b>	<b>.465</b>	<b>.385</b>	<b>.735</b>
Dennis Smith, NCST	G	18.5	7.0	4.8	1.9	.511	.356	.652
Jayson Tatum, Duke	F	16.4	2.2	7.3	1.1	.456	.380	.851
Josh Okogie, GT	G	17.4	1.8	5.8	1.3	.466	.441	.756
Ky Bowman, BC	G	16.3	3.7	6.1	1.2	.490	.464	.704
Jonathan Isaac, FSU	F	12.7	1.1	7.6	1.2	.515	.375	.818
Tyus Battle, Syracuse	G	11.9	1.7	2.4	1.4	.435	.321	.755
Tony Bradley, UNC	F	5.8	0.5	4.5	0.3	.553	.000	.576

BROWN (after March 1 games)	PPG	RPG	SPG	APG	DRPG	A/TO
Actual	11.9	5.9	1.5	3.4	4.3	1.6
NCAA Freshmen	-	-	18	-	15	26
ACC Freshmen	6	3	2	2	2	2
NCAA (Guards)	-	-	120	-	52	235
ACC (Guards)	4	1	9	2	1	16
NCAA (All)	-	-	163	-	-	223
ACC (All)	-	-	7	-	-	17

NCAA stats are from NCAA.org. Only top 250 players are ranked.

### WINNINGEST ACTIVE COACHES AT MAJOR SCHOOLS

\*Totals listed are prior to the 2016-17 season

List compiled from "wins vs. major schools" on sports-reference.com

Rank	Coach	Wins*
1.	Mike Krzyzewski, Duke	1,043
2.	Jim Boeheim, Syracuse	884
3.	Roy Williams, North Carolina	783
4.	Rick Pitino, Louisville	743
5.	Bob Huggins, West Virginia	719
6.	Cliff Ellis, Coastal Carolina	715
7.	John Calipari, Kentucky	662
8.	Rick Barnes, Tennessee	619
9.	Bill Self, Kansas	592
10.	Dana Altman, Oregon	564
<b>11.</b>	<b>Jim Larrañaga, Miami</b>	<b>560</b>
12.	Tubby Smith, Memphis	557
13.	Steve Fisher, San Diego State	552
14.	Fran Dunphy, Temple	524
15.	Tom Izzo, Michigan State	524

### IN COACH JIM LARRAÑAGA'S FIRST FIVE SEASONS IN THE ACC

(Includes only seasons coaching at ACC schools during years as ACC member)

**Among the 29 all-time ACC coaches with 100+ overall wins and 50+ ACC wins, in just five years in the league, Coach L is ...**

- No. 8 all-time in winning percentage in ACC Tournament games (.636)
- No. 9 all-time in winning percentage in ACC games only (.614)
- No. 25 all-time in ACC wins (54)
- No. 27 all-time in overall wins (118)
- one of 18 coaches to win multiple ACC Coach of the Year honors

**Among the 29 all-time ACC coaches with 100+ overall and 50+ ACC victories, in their first five years in the ACC, Coach L is ...**

- No. 2 in overall victories (118)
- No. 3 in ACC victories (54)
- tied for No. 4 in ACC Tournament victories (7)
- No. 5 in ACC Tournament winning percentage (.636)
- tied for No. 7 in ACC winning percentage (.614)
- No. 9 overall winning percentage (.674)

**Coach L is one of five coaches who ...**

- posted at least four 20-win seasons
- won at least seven ACC Tournament games

**Coach L is one of seven coaches who ...**

- won two-or-more ACC Coach of the Year honors

**Coach L is one of eight coaches who had ...**

- an overall winning season each year
- at least four ACC winning seasons

**Among the seven current ACC coaches with five-plus years of experience, in their first five seasons in the league, Coach L is ...**

- the only coach to win two ACC Coach of the Year honors
- No. 2 in overall wins (118), overall winning percentage (.674), ACC victories (54), winning percentage in ACC games only (.614)

**Coach L is one of two coaches who had ...**

- tied for No. 2 in ACC Championships (1)
- No. 3 in wins in the ACC Tournament (7)

**Coach L is one of two coaches who had ...**

- an overall winning season each year
- at least four ACC winning seasons

**Coach L is one of three coaches who ...**

- had at least four NCAA Tournament victories
- won an ACC Championship
- posted at least four 20-win seasons
- won at least seven ACC Tournament games



### UM COMMUNICATIONS

**MBB Contact** Amy (Woodruff) LaBrie  
Associate Director of Communications  
**Work/Cell** (305) 284-3241 / (813) 410-1194  
**E-mail** LaBrie@miami.edu  
**Communications Assistant** Kevin Ivany  
**Website** www.HurricaneSports.com

### 2016-17 UM QUICK FACTS

**Location** Coral Gables, Fla.  
**Stadium** Watsco Center (7,972)  
**Press Row** 305-284-2111  
**Enrollment** 16,188  
**Founded** 1925  
**Colors** Orange, Green, White  
**Nickname** Hurricanes  
**Mascot** Sebastian the Ibis  
**Conference** Atlantic Coast  
**President** Dr. Julio Frenk  
**Director of Athletics** Blake James  
**Address** 5821 San Amaro Drive  
Coral Gables, FL 33146  
**Ticket Office Phone** 1-800-GoCanes  
**Website** HurricaneSports.com

### 2015-16 in Review

**Overall Record** 27-8  
**Home/Away/Neutral** 15-1 / 6-5 / 6-2  
**ACC Record / Finish** 13-5 / t-2nd  
**Letterwinners Returning / Lost** 5 / 5  
**Starters Returning / Lost** 2 / 3  
**Newcomers** 5

**Head Coach** Jim Larrañaga  
**Alma Mater** Providence, 1971  
**Record at UM** 138-66 / 6th season  
**Overall Record** 608-400 / 33rd season  
**ACC Record** 64-41 (6th)  
**Assistants**  
Chris Caputo Westfield (Mass.) State, '02  
Jamal Brunt Randolph-Macon, '03  
Adam Fisher Penn State, '06, '09

### HISTORY

**First Season of Basketball** 1926  
**Overall All-Time Record** 1,010-736 (67)  
**Year UM Joined ACC** 2004-05  
**All-Time ACC Record** 107-110 (13)  
**NCAA Appearances** Eight (8-8)  
1960, 1998, 1999, 2000, 2002, 2008, 2013, 2016  
**Last NCAA Appearance** Sweet 16, 2016  
vs. Villanova  
**NIT Appearances** 12 (11-12)  
1961, 1963, 1964, 1995, 1997,  
2001, 2005, 2006, 2009, 2011, 2015  
**Last NIT Appearance** Championship Game  
L, 66-64 (ot), vs. Stanford, 2015  
**ACC Regular Season Champions** 1 / 2013  
**ACC Tournament Champions** 1 / 2013

### COMMUNICATIONS POLICIES

All interview requests for coaches or athletics department staff members must be approved and cleared by Amy LaBrie in the UM Communications office. Credential requests are taken via e-mail to LaBrie (LaBrie@miami.edu). Any misuse of credentials will result in removal from the Watsco Center and the permanent voiding of the credential. The UM locker room is closed at all times. For home games, Coach L and at least one Hurricane player will report to the media room for interviews following the opposing team's press conference.

### BROWN NAMED TO ALL-ACC ACADEMIC BASKETBALL TEAM

Bruce Brown has been named to the All-ACC Academic Men's Basketball Team. Brown is majoring in sports administration at Miami.

### THE FIRST UM-FSU MATCHUP - FEB. 1, 2017

It was a tale of two halves, as Miami fell to No. 15/16 Florida State, 75-57, at the Watsco Center. Looking for their fourth straight win in the series, the Hurricanes appeared in command for most of the first half, taking a seven-point lead late in the frame and entering the locker room leading, 34-31. But the Seminoles, sparked by a three from Terance Mann on their first offensive possession of the second half, opened the final 20 minutes on a 16-2 run. The visitors would take their biggest lead of the night up to that point, 47-36, with 13:05 to go, and held on to snap a two-game losing streak. The Seminoles outscored Miami, 44-23, in the second half. Three Hurricanes scored in double figures: Bruce Brown (17), Ja'Quan Newton (12) and Davon Reed (12). Florida State's Jonathan Isaac and Dwayne Bacon had 15 points each. The Seminoles made seven of 18 three-point attempts, while Miami finished just 2-for-11 beyond the arc. There were five lead changes in the game's first 7:07, as neither team was able to take gain much of an early footing. Reed hit his first three shots, including a 3-pointer, for seven points before the first timeout, while Florida State's Xavier Rathan-Mayes hit threes on back-to-back possessions in the early going. Miami Head Coach Jim Larrañaga coached in his 1,000th career game.

### BROWN TURNS IT UP AGAINST RANKED ACC TEAMS

In seven games against ranked ACC opponents, Bruce Brown averages 7.1 more points per game than in the nine games against unranked ACC foes. He also hits 8.4 percent better from the field and 16.7 percent higher from three and 13.3 percent better at the line, while blocking 1.0 more shots per game.

	BROWN	PPG	FG%	3FG%	FT%	RPG	SPG	BPG	MPG
Ranked (7)	17.1	51.4	50.0	78.3	5.3	1.6	1.3	36.3	
Unranked (9)	10.0	43.0	33.3	65.0	5.0	1.3	0.3	31.9	

### PLAYING AS THE UNDERDOG

Miami is 11-22 under Coach Larrañaga when entering a game as the underdog against an AP top-25 ranked team. The Canes are 6-11 when the opponent is in the AP top 10, and 3-4 when the game is at home against an AP top-10 team.

### CANES FACING HUNGRY TEAMS

Against Florida State, Miami will play its 12th ACC game against a team coming off of a loss. Miami (7-4) won at Syracuse, at Pitt, vs. Boston College, at NC State, vs. Virginia Tech, at Virginia and vs. Duke, but lost at Wake Forest, at Duke, vs. Florida State and at Louisville after the opponent had lost its previous game.

**DAVON REED**  
**CANDIDATE FOR ALL-ACC TEAM**  
**CANDIDATE FOR ACC ALL-DEFENSIVE TEAM**  
**Among ACC players (as of March 1)**  
17th - Scoring  
8th - Free throw percentage  
9th - 3-pointers made per game  
4th - Minutes played

Reed	ACC (17)	All (29)
PPG	15.6	15.0
RPG	5.2	4.8
APG	2.8	2.4
A/T	1.3	1.2
SPG	1.3	1.3
BPG	0.5	0.5
MPG	36.5	35.1
FG%	42.3	43.1
3FG%	39.3	39.7
FT%	84.2	82.7
20+ points	5	6
6+ rebounds	8	11
3+ assists	10	14
3FG Made	16	28



### UM SINCE JOINING THE ACC IN 2004-05

Season	Overall	ACC W-L	ACC Rank/Seed	ACCT	Post Season
2004-05	16-13	7-9	t6 / 6	0-1	NIT 0-1
2005-06	18-16	7-9	t7 / 8	1-1	NIT 2-1
2006-07	12-20	4-12	12 / 12	1-1	
2007-08	23-11	8-8	t5 / 5	1-1	NCAA 1-1
2008-09	19-13	7-9	t7 / 9	0-1	NIT 1-1
2009-10	20-13	4-12	12 / 12	2-1	
2010-11	21-15	6-10	9 / 9	1-1	NIT 2-1
2011-12	20-13	9-7	t4 / 6	1-1	NIT 1-1
2012-13	29-7	15-3	1 / 1	3-0	NCAA 2-1
2013-14	17-16	7-11	10 / 10	1-1	
2014-15	25-13	10-8	6 / 6	1-1	NIT 4-1
2015-16	27-8	13-5	2 / 3	1-1	NCAA 2-1
2016-17	20-9	10-7			

### MIAMI PICKED NINTH IN ACC PRESEASON POLL

Miami was predicted to finish ninth out of 15 teams in the Atlantic Coast Conference this season, as announced by the league at the 55th annual Operation Basketball. Duke was picked to win the ACC, followed by North Carolina, Virginia and Louisville. Miami's all-time preseason poll breakdowns and finishes are as follows:  
2015-16 - 5th - t-2nd  
2014-15 - 10th - t-6th  
2013-14 - 12th - 10th  
2012-13 - 5th - 1st  
2011-12 - 5th - t-4th  
2010-11 - 8th - 9th  
2009-10 - 10th - 12th  
2008-09 - 4th - t-7th  
2007-08 - 12th - t-5th  
2006-07 - 11th - 12th  
2005-06 - 7th - t-7th  
2004-05 - 11th - t-6th

### EXCEEDING EXPECTATIONS

In the past five years, Coach Jim Larrañaga's Canes have exceeded preseason expectations every campaign. Larrañaga is the only coach in the ACC to finish above the preseason poll predictions every season, and has the largest margin of surpassing those expectations.

TOTAL	2015-16	'14-15	'13-14	'12-13	AVG
Miami	2	4	2	4	3.0
Clemson	4	2	8	-3	2.75
Virginia	0	3	3	3	2.25
Virginia Tech	7	0	0	-2	1.25
Louisville	3	-1	N/A	N/A	0.5
Georgia Tech	1	-1	0	0	0.0
Wake Forest	-3	0	1	1	-0.25
Boston College	0	1	-6	4	-0.25
Syracuse	0	-3	0	N/A	-0.75
Pittsburgh	0	-5	1	N/A	-1.00
North Carolina	0	-3	-1	0	-1.00
NC State	-5	2	3	-4	-1.00
Duke	-2	-1	-2	0	-1.25
Notre Dame	-2	4	-8	N/A	-1.5
Florida State	-5	-2	0	-2	-2.25

Key: A fifth-place prediction and second-place finish = +3

### COACH L AGAINST THE ACC

In Larrañaga's six seasons in the ACC, Miami has at least a .500 record against 11 league opponents. UM has a .500 record or better at home against 13 teams, and on the road against eight ACC squads. The Hurricanes have won a road game against all but two league opponents: Wake Forest (0-3) and Louisville (0-2).

	Overall	Home	Away	Neutral
Boston College	10-0	5-0	4-0	1-0
Clemson	5-2	4-0	1-2	--
Duke	5-3	3-1	2-2	--
Florida State	7-5	4-2	3-2	0-1
Georgia Tech	6-2	1-2	5-0	--
Louisville	1-3	1-1	0-2	--
North Carolina	5-4	2-2	2-2	1-0
NC State	6-5	2-2	3-2	1-1
Notre Dame	3-3	2-1	1-1	0-1
Pittsburgh	3-1	1-1	2-0	--
Syracuse	2-3	1-1	1-2	--
Virginia	3-5	2-1	1-3	0-1
Virginia Tech	10-4	5-1	2-3	3-0
Wake Forest	3-3	3-0	0-3	--



CANES VS. FLORIDA STATE		TOTAL					3-PTS			FREE THROWS			REBOUNDS					Pts		Avg				
Opponent	Date	GP-S	Min	FG	FGA	Pct	3FG	FGA	Pct	FT	FTA	Pct	Off	Def	Tot	Avg	PF	FO	A	TO	Blk	Stl	Pts	Avg
Brown	2-1-17	1-1	36	4	10	.400	0	1	.000	9	11	.818	2	3	5	5.0	3	0	1	4	0	2	17	17.0
Huell	2-1-17	1-0	22	3	6	.500	0	0	.000	1	2	.500	1	0	1	1.0	1	0	0	1	0	7	7.0	
Izundu	2-14-16	1-0	5	0	0	.000	0	0	.000	0	0	.000	0	0	0	0.0	3	0	0	0	0	1	0	
	2-1-17		5	0	0	.000	0	0	.000	0	0	.000	1	0	1	1.0	0	0	0	1	0	0	0	
<b>Total</b>		<b>2-0</b>	<b>10</b>	<b>0</b>	<b>0</b>	<b>.000</b>	<b>0</b>	<b>0</b>	<b>.000</b>	<b>0</b>	<b>0</b>	<b>.000</b>	<b>1</b>	<b>0</b>	<b>1</b>	<b>0.5</b>	<b>3</b>	<b>0</b>	<b>0</b>	<b>1</b>	<b>0</b>	<b>1</b>	<b>0</b>	<b>0.0</b>
Lawrence	1-9-16	0-0	6	0	2	.000	0	1	.000	0	0	.000	0	0	0	2.2	0	0	0	0	0	0	0	
	2-14-16	0-0	13	1	3	.333	1	1	1.000	0	0	.000	1	0	1	1.7	0	0	1	2	1	0	3	
	2-1-17	1-1	30	1	4	.250	0	3	.000	0	0	.000	0	2	2	2.0	2	0	1	0	0	0	2	
<b>Total</b>		<b>3-1</b>	<b>49</b>	<b>2</b>	<b>9</b>	<b>.222</b>	<b>1</b>	<b>5</b>	<b>.200</b>	<b>0</b>	<b>0</b>	<b>.000</b>	<b>1</b>	<b>2</b>	<b>3</b>	<b>1.0</b>	<b>2</b>	<b>0</b>	<b>2</b>	<b>2</b>	<b>1</b>	<b>0</b>	<b>5</b>	<b>1.7</b>
Miller	2-1-17	1-0	3	0	0	.000	0	0	.000	0	0	.000	0	0	0	0.0	0	0	0	0	0	0	0	0.0
Murphy	1-9-16	1-1	27	2	6	.333	0	1	.000	1	2	.500	1	5	6	5.8	2	0	1	1	0	0	5	
	2-14-16	1-1	23	2	3	.667	0	0	.000	0	0	.000	2	7	9	5.6	1	0	0	1	1	0	4	
	2-1-17	1-1	33	1	4	.250	0	0	.000	2	3	.667	1	4	5	5.0	2	0	1	2	0	2	4	
<b>Total</b>		<b>3-3</b>	<b>83</b>	<b>5</b>	<b>13</b>	<b>.385</b>	<b>0</b>	<b>1</b>	<b>.000</b>	<b>3</b>	<b>5</b>	<b>.600</b>	<b>4</b>	<b>16</b>	<b>20</b>	<b>6.7</b>	<b>5</b>	<b>0</b>	<b>2</b>	<b>4</b>	<b>1</b>	<b>2</b>	<b>13</b>	<b>4.3</b>
Newton	2-1-15	1-0	4	1	1	1.000	0	0	.000	0	0	.000	0	0	0	0.0	0	0	1	0	0	0	2	
	1-9-16	1-0	21	6	10	.600	0	1	.000	1	1	1.000	0	1	1	2.4	2	0	4	2	0	1	13	
	2-14-16	1-0	26	1	3	.333	0	0	.000	5	8	.625	0	4	4	2.7	2	0	2	4	1	0	7	
	2-1-17	1-1	32	4	5	.800	0	0	.000	4	4	1.000	0	3	3	3.0	2	0	2	5	0	1	12	
<b>Total</b>		<b>4-1</b>	<b>83</b>	<b>12</b>	<b>19</b>	<b>.632</b>	<b>0</b>	<b>1</b>	<b>.000</b>	<b>10</b>	<b>13</b>	<b>.769</b>	<b>0</b>	<b>8</b>	<b>8</b>	<b>2.0</b>	<b>6</b>	<b>0</b>	<b>9</b>	<b>11</b>	<b>1</b>	<b>2</b>	<b>34</b>	<b>8.5</b>
Reed	1-15-14	1-0	14	0	4	.000	0	4	.000	0	0	.000	0	1	1	1.9	0	0	0	1	0	0	0	
	2-10-14	1-0	16	2	4	.500	0	1	.000	3	4	.750	1	1	2	1.9	0	0	2	0	1	0	7	
	2-01-15	1-1	34	4	9	.444	1	4	.250	2	2	1.000	4	2	6	2.9	0	0	2	3	0	1	11	
	2-25-15	1-1	34	5	8	.625	2	4	.500	6	6	1.000	3	5	8	3.5	3	0	1	0	0	0	18	
	1-9-16	1-1	26	3	6	.500	3	5	.600	3	4	.750	0	4	4	4.5	1	0	2	5	0	1	12	
	2-14-16	1-1	33	6	14	.429	2	7	.286	0	0	.000	2	2	4	4.2	2	0	2	1	1	0	14	
	2-1-17	1-1	31	5	11	.455	1	5	.200	1	2	.500	2	2	4	4.0	1	0	0	2	0	0	12	
<b>Total</b>		<b>7-5</b>	<b>188</b>	<b>25</b>	<b>56</b>	<b>.446</b>	<b>9</b>	<b>30</b>	<b>.300</b>	<b>15</b>	<b>18</b>	<b>.833</b>	<b>12</b>	<b>17</b>	<b>29</b>	<b>4.1</b>	<b>7</b>	<b>0</b>	<b>9</b>	<b>12</b>	<b>2</b>	<b>2</b>	<b>74</b>	<b>10.6</b>
Vasiljevic	2-1-17	1-0	8	1	2	.500	1	2	.500	0	0	.000	1	0	1	1.0	0	0	0	0	0	0	3	3.0

### MIAMI VS. FLORIDA STATE (34-44)

Home: 27-13      Away: 8-28  
 Neutral: 0-2      Under Coach L: 7-5  
 Since rebirth in 1985: 14-20

UM Rank      FSU Rank

#### SINCE REBIRTH OF MIAMI BASKETBALL IN 1985

1/20/86		W	83-75	H	
2/3/86		L	90-72	A	
2/4/87		W	63-57	H	
2/26/87		L	108-84	A	
1/18/90		W	101-97 2OT	H	
2/17/90		L	92-73	A	
12/8/02		L	72-55	A	
12/14/03		L	67-58	H	
1/15/05		W	64-63	H	
2/22/05		W	65-49	A	
1/29/06		W	84-78 OT	A	
3/5/06		L	64-61	H	
1/20/17		L	86-67	A	
3/3/07		L	98-90 OT	H	
2/6/08		L	62-55	H	
3/8/08		L	75-72 OT	A	
1/21/09		W	75-69	H	
2/18/09		L	80-67	A	
2/6/10		L	71-65	A	
3/6/10		L	61-60	H	
1/19/11		L	55-53	H	
2/26/11		L	65-59	A	
2/11/12	--	15/17	L	64-59	A
2/26/12	--	15/16	W	78-62	H
3/9/12	--	17/17	L	82-71	N
1/27/13	25	--	W	71-47	H
2/13/13	3/4	--	W	74-68	A
1/15/14		L	63-53	H	
2/10/14		W	77-73	A	
2/1/15		L	54-55	A	
2/25/15	23/23	--	W	81-77	H
1/9/16	12/11	--	W	72-59	H
2/14/16	12/11	--	W	67-65	A
2/1/17	--	15/16	L	57-75	H

### AMP'ED UP AT VIRGINIA TECH

Sophomore Anthony "Amp" Lawrence led Miami in scoring for the first time this season, with 18 points at Virginia Tech. He was 6-of-9 overall, 3-of-5 from distance and 3-of-4 at the line in 28 minutes.

### BROWN NAMED ACC FRESHMAN OF THE WEEK

Bruce Brown was named the ACC Freshman of the Week Feb. 27. Brown had ice in his veins in pair of Miami wins against nationally ranked teams, knocking down the game-winning 3-pointer in overtime at No. 18/19 Virginia, then scoring 25 points in the Canes' win over No. 10/11 Duke. This week Brown averaged 19.5 points, 3.5 rebounds, 2.0 assists, 2.0 steals and 1.5 blocks in 40.0 minutes per game.

### MURPHY FINISHING SENIOR SEASON STRONG

Redshirt senior Kamari Murphy is averaging 10.6 points and 6.1 rebounds in 33.7 minutes over the last seven games, hitting 72.7 percent (32-44) from the field in those games. He has scored in double digits five of the last seven outings and grabbed at least eight rebounds three times. He also recorded a double-double at Virginia (10p, 11r), his first since the ACC opener against NC State (11p, 10r). He has shot better

than 62 percent in six of those seven games.


In the previous 10 ACC games, he averaged 5.0 points and 8.0 rebounds in 29.0 minutes. He was 20-47 (42.6%) from the field in those 10 games. He had 11 points once, and shot better than 62 percent only once (4-of-4 at Syracuse).

### INDIVIDUAL NUMBERS AGAINST RANKED TEAMS

In Miami's eight games against AP top-25 teams this year, four Hurricanes are putting up stout numbers against the top teams in the nation. Bruce Brown leads all scorers with 15.3 ppg, followed by Ja'Quan Newton's 14.3 ppg and Davon Reed's 13.0 ppg. Kamari Murphy is pulling down 9.0 rpg in ranked matchups. A complete stat sheet against ranked teams is on page 10 of the notes.

Those ranked matchups include: at No. 4 Louisville, No. 9/6 North Carolina, No. 10/11 Duke, No. 15/16 Florida State, at No. 18 Duke, at No. 18/19 Virginia, No. 20 Notre Dame and vs. No. 21/22 Iowa State.


	PPG	APG	SPG	RPG	A/T	FG%	FT%
Brown	15.3	2.9	1.5	5.5	0.9	49.4	78.3
Newton	14.3	1.7	1.1	4.0	0.5	44.6	75.0
Reed	13.0	1.8	1.1	5.3	0.7	34.7	81.3



**KAMARI MURPHY**

**ACC DEFENSIVE PLAYER OF THE YEAR CANDIDATE**

Candidate	Points Allowed	FGM	3FGM
Young, Pitt	2	0-10	0-3
Tatum, Duke	8	4-16	0-7
Colson, ND	8	2-12	1-2
Mitiglou, WFU	5	2-5	0-3
Mahmoud, UofL	0	0-0	--
Stephens, GT	6	2-9	2-8
Meeks, UNC	5	1-3	--
<b>Totals</b>		<b>20.0%</b>	<b>13.0%</b>



**DAVON REED**

**ACC ALL-DEFENSIVE TEAM CANDIDATE**

Candidate	Points Allowed	FGM	3FGM
Kennard, Duke	11	3-8	1-3
Vasturia, ND	10	5-10	0-1
Henderson, NCST	8	2-6	2-6
Perrantes, Virginia	4	2-15	0-5

Miami ranks second in the ACC in points allowed  
 Miami is 18th in the nation, and third in the ACC, in defensive efficiency



### SELLING OUT THE WATSCO CENTER

In just his fifth season in Coral Gables, Jim Larrañaga and Miami SOLD OUT the season ticket allotment for all home games last year at the Watsco Center. It was the first time in Miami athletics history a team sold out their season. And now, the arena is sold out in back-to-back seasons.

For two straight years, fans have bought over 5,500 season tickets, more than doubling the total number of season tickets sold in Larrañaga's first season in Coral Gables. When Coach L began his reign in Miami, fans bought 2,251 season tickets for the 2011-12 campaign. After a record-breaking season on the court in 2012-13, season tickets peaked at 3,674 for 2013-14, prior to this year's 5,750 mark.

#### Season Tickets per Year

2016-17: 5,750	2015-16: 5,500	2014-15: 3,427
2013-14: 3,674	2012-13: 2,372	2011-12: 2,251

### FIRSTS UNDER JIM LARRAÑAGA AT MIAMI

First game: Nov. 11, 2011 vs. Tennessee Tech. W, 69-58.  
 First starting lineup: Malcolm Grant, Durand Scott, Garris Adams, Erik Swoope, Kenny Kadji.  
 First opening tip: Miami - Kenny Kadji.  
 First UM FG: 18:38, Durand Scott, 3-pointer.  
 First lead: 18:38, 3-0.  
 First halftime score: Tennessee Tech 32, Miami 27.  
 First win: Nov. 11, 2011. Miami 69, Tennessee Tech 58.  
 Attendance at first game: 3,600.  
 First loss: Nov. 25, 2011 at Ole Miss, 64-61 (OT).  
 First road win: Dec. 22, 2011 at Charlotte, 76-61.  
 First ACC game: Jan. 7, 2012 at Virginia, L, 52-51.  
 First ACC win: Jan. 18, 2012 vs. Clemson, 76-73.  
 First ACC regular season title: 2012-13.  
 First NIT championship game: April 2, 2015.

### JIM LARRAÑAGA = PROGRAM CHANGER

#### In Coach L's Five Seasons at Miami ...

- ACC regular season & tournament championships
- .674 winning percentage
- Four 20-win seasons in five years
- Four postseason appearances with nine victories
- 15 ACC wins in 2013
- One All-American

#### Seven Seasons before Coach L at UM ...

- .561 winning percentage
- Best conference finish was fifth place
- One NCAA Tournament appearance
- Most ACC wins in a season was eight

#### In Coach L's 14 Seasons at George Mason ...

- .626 winning percentage
- 13 straight winning seasons
- A Final Four appearance
- Five trips to the NCAA Tournament
- Nine postseason appearances
- First national ranking
- First appearance in top 10
- First wins over top 10 teams
- Winningest coach in league history

#### Seven Seasons before Coach L at GMU...

- .340 winning percentage
- Seven straight losing seasons
- Zero postseason appearances
- Worst team in the CAA

### SEBASTIAN THE IBIS



In 1926, the University of Miami adopted the Ibis as the official mascot for the University's athletic teams. Representing the leadership, courage, knowledge, strength and speed characteristics that our student-athletes portray. As the clouds become dark and a hurricane approaches, folklore maintains that other birds look to the Ibis for leadership. The Ibis uses its instinct to detect danger. It is the last sign of wildlife to take shelter before a hurricane hits, giving warning that danger is imminent. As the storm passes the Ibis is the first to reappear, a sign that clear skies are approaching.

### MIAMI ENTERS BOTH NATIONAL POLLS AT NO. 25

After receiving votes in at least one poll each of the first 16 weeks, Miami entered the national rankings for the first time in the 2016-17 season at No. 25 in both the AP and USA TODAY Coaches Poll on Feb. 27.

The Hurricanes received as many as 48 votes in the preseason AP Poll and 37 votes in the Nov. 21 (Week 3) Coaches Poll, but never cracked the top 25 until the 17th week. Miami was last ranked in the final poll of the 2016-17 campaign, tying for 10th in the AP and eighth in the coaches poll.

Miami has been ranked in four of Coach Jim Larrañaga's six seasons at The U, topping out at No. 2 in both polls on Feb. 18, 2013. As a ranked team under Coach L, Miami is 42-17 overall and 1-0 in overtime games. UM, when ranked, is 24-11 against ACC opponents in Coach L's six seasons, including a 16-2 mark at home and an 8-9 record on the road.

### MIAMI EARNS 20TH WIN AND 10TH ACC VICTORY

Coach Jim Larrañaga has posted five 20-win seasons in his first six years at The U, and 11 career 20-win seasons. This is Miami's eighth 20-win season since joining the ACC for the 2004-05 campaign. Larrañaga is just the second coach in Miami history with five 20-win seasons, joining Bruce Hale (1954-67).

Also in six seasons under Coach Jim Larrañaga, the Canes have won seven or more ACC games each season and have had 10 or more league victories in four years. Prior to the arrival of Coach L, Miami had never won 10 ACC games in a season.

### KENPOM.COM - MIAMI VS. FLORIDA STATE

Category	Offense (rank)	Def. (rank)	D-I Avg.
UM Adj. Efficiency	111.8 (55)	93.9 (18)	105.2
FSU Adj. Efficiency	118.3 (18)	95.3 (27)	
UM Effective FG%	51.5 (132)	46.6 (34)	50.5
FSU Effective FG%	54.5 (33)	47.0 (42)	
UM Turnover %	19.5 (241)	18.4 (188)	18.7
FSU Turnover %	16.2 (34)	20.0 (90)	
UM 3FG %	35.9 (135)	33.2 (87)	35.1
FSU 3FG%	36.6 (102)	33.5 (100)	
UM SOS	Overall 36	Non-Conference 276	
FSU SOS	Overall 29	Non-Conference 261	
UM Bench minutes	25.1% (319)	Exp. 1.45 yrs (264)	
FSU Bench minutes	40.3% (21)	Exp. 1.26 yrs (303)	
Average Height	UM 78.1" (24)	FSU 79.1" (2)	

### THE ACC GAUNTLET

Miami opened the 2016-17 conference slate with four of six games on the road and will end the season with three of four away from home, which includes games at No. 14/15 Virginia (won), vs. No. 10/11 Duke (won), at RV Virginia Tech (lost) and at No. 15/17 Florida State.

### BRUCE ALMIGHTY

In 70 total minutes against No. 9/6 North Carolina and No. 10/11 Duke, freshman Bruce Brown tallied 55 points, nine assists, eight rebounds, four blocks and four steals. He had 30 points, five assists, four rebounds, two blocks and two steals in 34 minutes against UNC and 25 points, four assists, four rebounds, two blocks and two steals in 36 minutes against Duke. Against Duke, Brown shot 11 for 18 and had four assists, while his teammates shot just 11 for 40 with four assists combined. Brown scored or had the assist on nine of Miami's first 11 field goals.

### HOME COURT ADVANTAGE IN THE ACC

Florida State is 17-0 (8-0 ACC) on their home court this season. Of the top 10 teams in the ACC, only one (Virginia) has lost three or more ACC games at home. Those 10 teams are 70-13 (84.3%) at home in league action.

Miami has won 27 of its last 29 games at the Watsco Center, with a 14-2 mark this season, added to 13 straight victories in the 2015-16 campaign. In six seasons under Coach L, Miami is 77-22 overall at home, 40-7 in non-conference play at home and 38-15 in ACC action at home.

### FRESHMAN RECORDS - GAME - SINCE 2004-05

Points	Game	Date
30	Bruce Brown vs. North Carolina	01/28/17
Field Goals Made		
11	2x, last Bruce Brown vs. Duke	02/25/17
Field Goal Attempts		
18	3x, last Bruce Brown vs. Duke	02/25/17
Field Goal Pct, min. 7 made		
1.000 (8-8)	Reggie Johnson vs. Wake Forest	03/11/10
3-Point Field Goals Made		
6	2x, last DJ Vasiljevic at Syracuse	01/04/17
3-Point FG Attempts		
12	2x, last DJ Vasiljevic at Syracuse	01/04/17
3-Pt FG Pct, min. 4 made		
1.000 (5-5)	James Palmer at Virginia Tech	03/07/15
Free Throws Made		
10	Bruce Brown vs. North Carolina	01/18/17
Free Throw Attempts		
13	Bruce Brown vs. North Carolina	01/18/17
FT Pct, min. 8 made		
.800 (8-10)	2x, last Reggie Johnson vs. Duke	03/13/10
Rebounds		
14	Dwayne Collins vs. Virginia	02/21/07
Assists		
10	2x, last Bruce Brown vs. SC State	12/06/16
Steals		
6	2x, last Shane Larkin at North Carolina	01/10/12
Blocked Shots		
5	Dwayne Collins vs. Mississippi St.	12/11/06
Minutes		
41	Shane Larkin vs. Maryland	02/01/12

### CAREER TRIPLE-DOUBLES

**Bruce Brown**  
11p 11r 10a vs. SC State, 12-6-16

### CAREER DOUBLE-DOUBLES

**Bruce Brown**  
11p 11r 10a vs. SC State, 12-6-16  
14p 12r vs. George Washington, 12-22-16

#### Kamari Murphy

10p 11r	at #18 Virginia, 2-20-17	ACC
11p 10r	vs. NC State, 12-31-16	ACC
14p 10r	vs. Wofford, 12-3-16	
11p 13r	vs. Buffalo, 3-17-16	NCAA T
10p 10r	at Texas (at OSU)	

#### Davon Reed

10p 12r	vs. Buffalo, 3-17-16	NCAA T
10p 12r	at Richmond, 3-24-15	NIT

### CAREER 30-POINT GAMES

**Bruce Brown**  
30 vs. North Carolina, 1-28-17 ACC

### CAREER 20-PLUS POINT GAMES

30	vs. North Carolina, 1-28-17	ACC
25	vs. Duke, 2-25-17	ACC

#### Ja'Quan Newton

23	vs. Boston College, 1-27-17	ACC
22	vs. Columbia, 12-28-16	
21	vs. NC State, 12-31-16	ACC
21	vs. #21/22 Iowa State, 11-25-16	
20	vs. Stanford, 11-24-16	
20	vs. Charleston, 12-19-15	

#### Davon Reed

26	at NC State, 2-4-17	ACC
24	at Wake Forest, 1-18-17	ACC
21	at Georgia Tech, 2-15-17	ACC
21	vs. Notre Dame, 1-12-17	ACC
21	vs. FAU, 12-16-16	
21	vs. Virginia, 2-22-16	ACC
20	vs. NC State, 12-31-16	ACC



### COACH L AGAINST THE ACC

In Larrañaga's six seasons in the ACC, Miami has at least a .500 record against 11 league opponents. UM has a .500 record or better at home against 13 teams, and on the road against eight ACC squads.

### FACES IN THE CROWD

Miami's game against Duke brought out some heavy hitters to the Watsco Center: Former Miami Heat star Ray Allen, retired Yankee and UM trustee Alex Rodriguez, former Florida Governor Jeb Bush, Heat forward Chris Bosh and Heat owner Micky Arison, while Duke alum Grant Hill called the game for CBS.

### LUCKY SEVENS FROM LONG RANGE

Miami has made at least seven shots from long range in 119 of Larrañaga's 205 games at UM. The Canes are 92-27 when making at least seven from 3-point range. This season, Miami is 10-4 when hitting seven from deep. 2015-16: 17-3; 2014-15: 18-5; 2013-14: 9-6; 2012-13: 19-3; 2011-12: 19-6.

### CANES NEED 70 POINTS

This season Miami is 17-1 overall and 8-1 in ACC play when scoring 70+ points. UM has scored fewer than 60 points in five of its eight losses.

### QUICK HITS - TEAM

Miami has made six or more shots from three in every ACC game but four (vs. Florida State, at Louisville, at Virginia, vs. Duke), after doing so in only eight of 12 non-conference outings.

For the season, the Canes have shot better than 45 percent in 17 games, and eight times in ACC play.

UM's defense has held opponents to shoot less than 31 percent from downtown in 14 games (seven in ACC).

Miami has forced double-digit turnovers in 21 outings.

Twelve of Miami's 17 victories are by a double-digit margin.

### REED NAMED TO CoSIDA ACADEMIC ALL-DISTRICT TEAM

Senior Davon Reed was one of five student-athletes named to the CoSIDA Academic All-District 4 Team and is now eligible for Academic All-America honors. The award recognizes the nation's top student-athletes for their combined performances athletically and in the classroom.

### MIAMI'S INDIVIDUAL STAT RANKINGS IN ACC GAMES

Through games as of March 1, three Hurricanes are ranked in ACC stats (conference games only), including Bruce Brown, Kamari Murphy and Davon Reed.

#### Bruce Brown

Steals - 6th - 1.4/g

#### Kamari Murphy

Off. Rebounds - 10th - 2.3

Rebounding-10th - 7.2/g

Def. Rebounds - 10th - 4.9

#### Davon Reed

Minutes Played - 4th - 36.5/g

Scoring - 17th - 15.6/g

3-Point FG Made - 9th - 2.47

FT% - 8th - 84.2

### REED SELECTED FOR POSTGRADUATE SCHOLARSHIP

Davon Reed is one of nine ACC student-athletes who will receive the Weaver-James-Corrihan Honorary Award. The postgraduate scholarship is awarded to selected student-athletes who intend to pursue a graduate degree following completion of their undergraduate requirements.

### IZUNDU ADDING DEPTH FOR CANES

Sophomore Ebuka Izundu recorded 16 points, six rebounds, a block and a steal in 27 minutes at NC State on Feb. 4, sparking his season offensively. Since that game, Izundu has had eight points against both Virginia Tech and Louisville, and 12 vs. Clemson. Prior to the game against the Wolfpack, Izundu totaled 13 points, 28 rebounds (3.1/g), six blocks (0.7/g) and had no steals in the first nine ACC games of the season. He was 6-of-16 from the field and 1-of-4 at the line in the first nine league outings. As a rookie, Izundu totaled 10 points, two rebounds, two blocks and two steals in his six ACC appearances.

### DAVON REED STEPS UP IN ACC PLAY

Senior guard Davon Reed has improved his stats tremendously from the non-conference to ACC action. In 16 ACC outings, he has scored 17+ points nine times, after doing so just five times in 12 non-conference outings. He is hitting 2.6 shots from long distance per game in ACC play after just 2.3 per game in non-league games.

	PPG	3M/g	APG	MPG	17+pts	3+asts
<b>ACC (17)</b>	15.6	2.5	2.8	36.5	9	11
<b>Non-Conf. (12)</b>	14.2	2.3	1.9	33.1	5	4

### CANES IN NATIONAL STATS

Miami is ranked in the top 100 in 10 NCAA statistical categories, through games as of Feb. 28. The Canes are 10th in fewest fouls, 23rd in scoring defense (63.3), No. 38 in rebound margin (5.3) and No. 45 in field goal percentage defense (40.9%). UM is also No. 95 in 3-point FG percentage defense (33.2%). A complete list of national stats is on page seven of the notes.

### REED SERVING AS MARKETING INTERN

Senior Davon Reed will graduate in May with a degree in sports administration with a minor in marketing and communications. Since June of 2016, Reed has been an intern in the athletics marketing department, assisting the execution of strategic marketing planning for athletics programs with a focus on increasing attendance, game atmosphere and fan experience at Hurricane athletics events.

### BROWN FINDING HIS TOUCH FROM LONG RANGE

Freshman Bruce Brown is knocking down 3-pointers at a 40.4 percent clip in the past 19 games, after hitting only 20.8 percent of his threes in the first 10 games. Since the game against GW, Brown has drained 23-of-57 from long range. Prior to GW, Brown was 5-of-24 from distance.

### NEW ROLES FOR THE HURRICANES

Of Miami's nine available scholarship players, four are freshmen who did not play for UM last season, and only three of the returners played significant minutes for the Canes.

Miami's lack of experience not only equates to minutes played, but also to experience at their current position. Every player on the team has a new role this season, except senior forward Kamari Murphy. Ja'Quan Newton was the 2015-16 sixth man, and is now the Canes' starting point guard. Davon Reed was a third option offensively as a junior, but is now a primary option.

#### Returners - MPG in 2016-17 / MPG in 2015-16

Newton - 31.7 / 22.7 Reed - 35.1 / 28.8

Lawrence - 25.8 / 12.0 Murphy - 29.3 / 24.9

Izundu - 13.1 / 5.3

#### Newcomers - MPG in 2016-17 / MPG in 2015-16

Brown - 31.9 / DNP Vasiljevic - 17.3 / DNP

Huell - 18.0 / DNP Miller - 3.7 / DNP

### LARRAÑAGA WINS 600TH CAREER GAME

Coach Jim Larrañaga won his 600th career game at Pittsburgh on Jan. 14. In 33 seasons as a head coach, Larrañaga's 600 wins place him at 47th in all-time NCAA victories and 14th among active coaches (as of games through Jan. 12). Of those 14, five are in the Naismith Memorial Basketball Hall of Fame, including four from the Atlantic Coast Conference. In his career, Coach L has won 27 games at American International, 170 at Bowling Green, 273 at George Mason and 138 at Miami. He is one of 15 coaches all-time with 100 or more wins at three D-I schools, four of whom are actively coaching.

### CANES VS. OPPONENT IN NATIONAL STATS (as of 3/1)

Category	Miami Rank	Actual	FSU	Actual
Personal Fouls Per Game	10	15.6	241	19.7
Fewest Fouls	13	452	220	570
Scoring Defense	23	63.3	155	71.6
Rebound Margin	38	5.3	96	2.7
FG Percentage Defense	45	40.9	43	40.9
Won-Lost Percentage	58	69.0	22	79.3
Scoring Margin	64	7.3	15	12.5
Total Blocks	88	116	21	153
Blocked Shots Per Game	89	4.0	20	5.3
Three Pt FG Defense	95	33.2	104	33.4
Field-Goal Percentage	105	45.8	14	48.9
Free-Throw Percentage	113	72.2	210	69.0
Off Rebounds Per Game	114	11.38	102	11.52
Total Rebounds Per Game	126	36.76	91	37.48
Fewest Turnovers	128	371	63	341
Turnovers Per Game	134	12.8	58	11.8
3-Point FG Percentage	137	35.9	106	36.6
Total Steals	141	189	40	220
Total Rebounds	148	1,066	118	1,087
Steals Per Game	149	6.5	42	7.6
Def Rebounds per Game	172	25.38	116	25.97
Free Throws Made	222	399	63	478
Turnover Margin	226	-0.7	33	2.8
Assist Turnover Ratio	244	0.95	42	1.30
Scoring Offense	244	70.6	14	84.1
Free Throw Attempts	255	553	52	693
Assists Per Game	263	12.1	72	15.2
Turnovers Forced	269	12.07	72	14.59
Total 3-point FGM	270	183	182	210
Total Assists	271	352	80	442
3-Point FG Per Game	275	6.3	188	7.2
3-pt Field Goal Attempts	296	510	232	574

### PRO CANES

James Jones	Cleveland Cavaliers
Sheldon McClellan	Washington Wizards
Jimmy Graham	Seattle Seahawks
Erik Swoope	Indianapolis Colts
Trey McKinney Jones	Fort Wayne Mad Ants (D-League)
Garrus Adams	Bashkimi (Kosovo)
Rion Brown	Kataja Basket (Finland)
Ivan Cruz Uceda	Cafes Candelas Breogan Lugo (Spain)
Guillermo Diaz	San Lorenzo de Almagra (Argentina)
Julian Gamble	Telekom Baskets Bonn (Germany)
Malcolm Grant	KK Tajfun Sentjur (Slovenia)
Tonye Jekiri	Bandirma Kirmizi (Turkey)
Reggie Johnson	Mono Vampire Bangkok (Thailand)
DeQuan Jones	Lille Metropole Basket (France)
Kenny Kadji	Trabzonspor Medical Park Basketbol (Turkey)
Donnavan Kirk	Fukuoka Rizing (Japan)
Shane Larkin	Saski Baskonia Vitoria (Spain)
Angel Rodriguez	Cholet (France)
Durand Scott	Enel Basket Brindisi (Italy)



**WHAT'S TRENDING, INDIVIDUALLY**

Freshman guard Bruce Brown has scored in double digits in eight of the last 13 outings, including his 30 points against UNC and 25 against Duke. He has grabbed at least four rebounds in 24 of 29 games, has eight-or-more in seven outings and pulled down double-digit boards in two contests. He has at least two assists in 22 contests, with five-plus in 12 outings.

Freshman Dewan Huell has scored in 15 of the last 16 games and has a rebound in 14 straight outings.

Sophomore Ebuka Izundu has multiple rebounds in all but three games this season. Izundu has scored eight-plus points in four of the last eight outings.

Sophomore guard Anthony Lawrence, Jr., has swiped at least one steal in each game but nine, and had three-or-more in six outings. He has hit a 3-pointer in 17 games.

Redshirt senior forward Kamari Murphy has recorded a trio of double-doubles (vs. Wofford, vs. NC State, at Virginia). He has pulled down double-digit boards in eight outings. He has a block in 11 of the last 16 games. He has scored double digit points in five of the last seven games.

Junior point guard Ja'Quan Newton has recorded five 20-point games this season. He has scored 11-plus points in every game but five (WFU-9, FAU-8, Syracuse-8, Duke-7, VT-2). Newton has three steals in a trio of games and has dished out three-or-more assists in 14 outings. He has made at least one free throw in every game but three (GW, Pitt, Virginia Tech).

Senior guard Davon Reed has scored in double digits 24 times this season, including 21 of the last 25 games. He has scored 20-plus in six outings this season. He has grabbed five-plus rebounds in 14 games. Reed has hit at least one shot from long range in every game but vs. Duke, with multiple threes in 19 contests, led by seven at NC State and five at Duke and FAU. He has multiple threes in 15 of the last 21 games. He has three-plus assists in 14 games.

Freshman DJ Vasiljevic has drained three or more shots from 3-point range in six games and has hit a three in all but six outings (Florida, Rutgers, FAU, Duke, NC State, Duke).

**REED IN MIAMI'S CAREER RECORD BOOKS**

In his fourth year at The U, senior Davon Reed is making his way into the UM career record books. Reed is currently seventh in 3-point field goals made (191), fifth in consecutive games with a 3-point field goal made (27) and sixth in minutes played (3,496).

**3-POINT FIELD GOALS MADE, CAREER**

- 1. Jack McClinton, 2006-09 286

- 6. Adrian Thomas, 2005-11 204
  - 7. Davon Reed, 2013-p 192
- CONSECUTIVE GAMES WITH 3-POINT FG MADE, CAREER**
- 1. Malcolm Grant, 2011-12 35
  - Jack McClinton, 2008-09 35
  - 5. Davon Reed, 2016-17 27

- GAMES STARTED, CAREER\***
- 1. Durand Scott, 2009-13 125
  - 9. Mario Bland, 1998-00 97
  - 10. Davon Reed, 2013-p 95

- GAMES PLAYED, CAREER**
- 1. Tonye Jekiri, 2012-16 139
  - 5. Julian Gamble, 2008-13 129
  - 6. Davon Reed, 2013-p 127

- MINUTES PLAYED, CAREER\***
- 1. Durand Scott, 2009-13 4,238
  - 5. Robert Hite, 2002-06 3,566
  - 6. Davon Reed, 2013-p 3,532

**COACHING COORDINATORS FOR MIAMI**

Miami's assistant coaching staff is set up in a coordinator system, with Jamal Brunt as the offensive coordinator, Chris Caputo manning the defense and Adam Fisher handling the scout for every opponent. James Johnson is the dean of discipline.

**LARRAÑAGA AND CAPUTO TOGETHER 15 YEARS**

This season head coach Jim Larrañaga and associate head coach Chris Caputo begin their 15th season on sidelines together, dating back to their time at George Mason University. Caputo started on Coach L's staff as the video coordinator for the 2002-03 season, and along the way, the native of Elmhurst, N.Y., was an assistant coach and is now the associate head coach for the Hurricanes. Caputo helped the 2006 GMU team to the NCAA Final Four and has made five total NCAA Tournament appearances with Larrañaga. Both Caputo and Larrañaga attended Archbishop Molloy High School (N.Y.) and played for legendary head coach Jack Curran.

**LARRAÑAGA CONTRACT EXTENDED THROUGH 2022**

The University of Miami extended Coach Jim Larrañaga's contract through May 31, 2022, Director of Athletics Blake James announced in September 2014. Larrañaga first signed a five-year contract in April 2011, then was granted a three-year extension in 2012.

**MIAMI BOASTS THREE TOP 15 WINNINGEST COACHES**

Miami is the only FBS school with head coaches in football, men's basketball and baseball that rank among the 15 winningest active coaches in their respective sports. Basketball coach Jim Larrañaga is No. 14 with 608 wins, football coach Mark Richt is No. 10 with 154 victories and baseball coach Jim Morris is third with 1,535 games won.

**ROOKIE MCCLELLAN SIGNS WITH WIZARDS**

In June, former Cane Sheldon McClellan signed a partially guaranteed contract with the Washington Wizards, and on the NBA's opening day, the NBA rookie played in his first professional game. The contract of McClellan became fully guaranteed for the Wizards in January, locking in the undrafted rookie for the rest of the season.

McClellan made his first NBA start on Nov. 12 vs. Chicago, in just his fifth professional game played. Against the Bulls, he scored 15 points in 35 minutes played. "Mac" is averaging 3.0 points per game and hitting 36.5 percent from the field in his 10.6 minutes per game.

**2016-17 STARTERS BY GAME**

WCU	Newton	Lawrence	Reed	Izundu	Murphy
UNF	Newton	Lawrence	Reed	Izundu	Murphy
Penn	Newton	Brown	Reed	Lawrence	Murphy
Stanford	Newton	Lawrence	Reed	Izundu	Murphy
Iowa St.	Newton	Lawrence	Reed	Izundu	Murphy
Florida	Newton	Brown	Reed	Lawrence	Murphy
Rutgers	Newton	Brown	Reed	Huell	Murphy
Wofford	Newton	Brown	Reed	Huell	Murphy
SC State	Newton	Brown	Reed	Huell	Murphy
FAU	Newton	Brown	Reed	Huell	Murphy
GWU	Newton	Brown	Reed	Huell	Murphy
Columbia	Newton	Brown	Reed	Huell	Murphy
NC State	Newton	Brown	Reed	Huell	Murphy
Syracuse	Newton	Brown	Reed	Huell	Murphy
ND	Newton	Brown	Reed	Huell	Murphy
Pitt	Newton	Brown	Reed	Huell	Murphy
WFU	Newton	Brown	Reed	Huell	Murphy
Duke	Newton	Brown	Reed	Huell	Murphy
BC	Newton	Brown	Reed	Lawrence	Murphy
UNC	Newton	Brown	Reed	Lawrence	Murphy
FSU	Newton	Brown	Reed	Lawrence	Murphy
NCST	Newton	Brown	Reed	Huell	Murphy
VT	Newton	Brown	Reed	Huell	Murphy
UofL	Newton	Brown	Reed	Huell	Murphy
GT	Izundu	Brown	Reed	Lawrence	Murphy
Clemson	Izundu	Brown	Reed	Lawrence	Murphy
Virginia	Izundu	Brown	Reed	Lawrence	Murphy
Duke	Izundu	Brown	Reed	Lawrence	Murphy
VT	Izundu	Brown	Reed	Lawrence	Murphy

**RECORD BY STARTING LINEUP**

- Newton, Brown, Reed, Huell, Murphy ..... 10-5
- Newton, Brown, Reed, Lawrence, Murphy ..... 3-2
- Newton, Reed, Lawrence, Murphy, Izundu ..... 3-1
- Brown, Reed, Lawrence, Murphy, Izundu ..... 4-1

**MIAMI INDIVIDUAL HIGHS**

Points	30, Bruce Brown, vs. North Carolina, 1/28
Field Goals Made	11, Bruce Brown, vs. Duke 2/25
Field Goal Attempts	18, Bruce Brown, vs. Duke 2/25
3-Point FG Made	7, Davon Reed, at NC State, 2/4
3-Point FG Attempts	12, DJ Vasiljevic, at Syracuse, 1/4
Free Throws Made	10, Bruce Brown, vs. North Carolina, 1/28
Free Throw Attempts	13, Bruce Brown, vs. North Carolina, 1/28
Rebounds	15, Kamari Murphy, at Duke, 1/21
Assists	12 (2x), last Bruce Brown, vs. George Washington, 12/22
Blocks	3 (10x), Last by Dewan Huell, vs. Virginia Tech, 2/8

**OPPONENT INDIVIDUAL HIGHS**

Points	31, Dennis Smith Jr., at NC State, 2/4
Field Goals Made	10, Dennis Smith Jr., at NC State, 2/4
Field Goal Attempts	20, Luke Kennard, vs. Duke 2/25
3-Point FG Made	8, Ty Outlaw, at Virginia Tech, 2/27
3-Point FG Attempts	10 (3x), last Ty Outlaw, at Virginia Tech, 2/27
Free Throws Made	9, John Collins, at Wake Forest, 1/18
Free Throw Attempts	10, Kasey Hill, vs. Florida, 11/27
Rebounds	12, Amile Jefferson, at Duke, 1/21
Assists	10, John Gillon, at Syracuse, 1/4
Blocks	5, Omer Yurtseven, at NC State, 2/4

**MIAMI HIGHS**

Points	94, at North Florida, 11/16
Points/Half	51 (2nd), vs. Western Carolina, 11/11
Field Goals Made	37, at North Florida, 11/16
Field Goal Att.	68, at North Florida, 11/16
Field Goal Pct.	55.6, at Pittsburgh, 1/14
3-Point FG Made	11 (2x), last at NC State, 2/4
3-Point FG Att.	26, at Syracuse, 1/4
Free Throws Made	24 (2x), vs. North Carolina, 1/28
Free Throw Att.	36, vs. Western Carolina, 11/11
Rebounds	52, vs. Western Carolina, 11/11
Assists	24, vs. South Carolina State, 12/6
Steals	11, vs. Penn, 11/19
Blocks	12, vs. Notre Dame, 1/12
Turnovers	20, vs. Columbia, 12/28
Bench Points	39, at North Florida, 11/16
Victory Margin	49, vs. Western Carolina, 11/11

**OPPONENT HIGHS**

Points	96, at Wake Forest, 1/18
Points/Half	55 (2nd), vs. Boston College, 1/25
Field Goals Made	30, at Wake Forest, 1/18
Field Goal Att.	67 (2x), last vs. Notre Dame, 1/12
Field Goal Pct.	57.7, at Wake Forest, 1/18
3-Point FG Made	11 (2x) last at Louisville, 2/11
3-Point FG Att.	33, vs. Western Carolina, 11/11
Free Throws Made	27, at Wake Forest, 1/18
Free Throw Att.	33, at Wake Forest, 1/18
Rebounds	46, vs. Duke 2/25
Assists	18, vs. Columbia, 12/28
Steals	11, vs. Florida State, 2/1
Blocks	11 (2x), at NC State, 2/4
Turnovers	21, vs. Penn, 11/19
Bench Points	35, at North Florida, 11/16
Victory Margin	18, vs. Florida State, 2/1

**MIAMI LOWS**

Points	54, at Virginia, 2/20
Points/Half	20 (1st half), at Virginia, 2/20
Field Goals Made	15, at Virginia, 2/20
Field Goal Att.	38, vs. Georgia Tech, 2/15
Field Goal Pct.	36.0, vs. Iowa State, 11/25
3-Point FG Made	1, vs. Duke 2/25
3-Point FG Att.	8, vs. Duke 2/25
Free Throws Made	2 (2x), last at Pittsburgh, 1/14
Free Throw Att.	3, at Pittsburgh, 1/14
Rebounds	26 (3x), last at Virginia Tech, 2/27
Assists	5, vs. Florida State, 2/1
Steals	3 (2x), at Wake Forest, 1/18
Blocks	1 (3x), last at Virginia Tech, 2/27
Turnovers	6, vs. George Washington, 12/22
Bench Points	0, at Duke, 1/21
Victory Margin	1, vs. Boston College, 1/25

**OPPONENT LOWS**

Points	43, vs. Western Carolina, 11/11
Points/Half	14 (1st), vs. South Carolina State, 12/6
Field Goals Made	16, at Virginia, 2/20
Field Goal Att.	37, at Virginia Tech, 2/27
Field Goal Pct.	25.4, vs. Western Carolina, 11/11
3-Point FG Made	3 (6x), last at Virginia, 2/20
3-Point FG Att.	9, vs. Florida, 11/27
Free Throws Made	2 (2x), vs. Georgia Tech, 2/15
Free Throw Att.	3 (2x), vs. Georgia Tech, 2/15
Rebounds	17, vs. Georgia Tech, 2/15
Assists	6, vs. South Carolina State, 12/6
Steals	2 (2x), at North Carolina, 1/28
Blocks	0, at Virginia Tech, 2/15
Turnovers	6, vs. Notre Dame, 1/12
Bench Points	2, at NC State, 2/4
Victory Margin	5 (3x), last at Virginia Tech, 2/27





### REED TABBED TO NABC HONORS COURT

Senior Davon Reed was tabbed to the National Association of Basketball Coaches (NABC) 2015-16 NABC Honors Court, recognizing those student-athletes who excelled in academics during the past season.

### WAARDENBURG ADDED TO CANES SQUAD

New Zealand native Sam Waardenburg has signed a grant-in-aid agreement with the University of Miami men's basketball team. Waardenburg, a forward from Henderson, New Zealand, has joined and is practicing with the team, but is expected to begin competition with the Hurricanes for the 2017-18 season.

### CANES HOOPS PLAYERS IN THE NFL

Two former Hurricane basketball student-athletes made moves in the NFL this season. Jimmy Graham played his second season with the Seattle Seahawks and Erik Swoope played his first season with the Indianapolis Colts after being on the practice squad for two years. Graham, who played one season of football at Miami, recorded 923 yards and six touchdowns on 65 receptions for the Seahawks this season. Swoope, who never played organized football prior to his NFL career, tallied 297 yards and one touchdown from 15 receptions in his first season on an active roster in the pros.

### MILESTONES FOR THE CANES

**600 Victories** - Coach Larrañaga recorded his 600th career win on Jan. 14 at Pitt. With 600 wins, he is one of five ACC coaches with 600 victories, and the other four men are in the Basketball Hall of Fame.

**1,000 Games Overall, 200 at Miami** - Coach Larrañaga opened the 2016-17 season just 21 shy of 1,000 career games coached. Miami's 21st game of the season was vs. Florida State on Feb. 1. Prior to Miami, he coached 53 games at American International, 314 at Bowling Green and 437 at George Mason. Miami's game against Georgia Tech was Coach L's 200th career game at UM.

**100 Blocks** - With one swat against Syracuse, redshirt senior Kamari Murphy recorded his 100th career block. He had 61 at Oklahoma State before coming to Miami as a junior.

**1,000 Points** - In his 109th game at The U, senior guard Davon Reed scored 17 points against George Washington, solidifying his name in Miami's 1,000-point club. He is the 37th Hurricane to score 1,000 points.

**100 Games** - Seniors Kamari Murphy and Davon Reed each played in their 100th career game at North Florida on Nov. 16, 2016. Murphy, a redshirt senior, played in 66 games at Oklahoma State before coming to Miami as a junior. All of Reed's games are at UM.

**1,000 Program Wins** - With a 78-67 win over Columbia on Dec. 28, 2016, the University of Miami men's basketball program earned its 1,000th program victory. Current Coach Jim Larrañaga has helped UM to both its 900th victory, a 73-58 win over Hawaii on Dec. 22, 2012, and the 1,000th win, over Columbia.

### LARRAÑAGA GRADUATES CANES

All four Hurricane seniors graduated from Miami following the 2015-16 campaign. In May 2015 Sheldon McClellan earned his bachelor of liberal arts degree and in December Angel Rodriguez earned his bachelor's of education degree with a major in

sports administration and a minor in sociology, the same degree Ivan Cruz Uceda and Tonye Jekiri both completed in May. Now all four men are playing professional basketball, with McClellan in the NBA (Wizards) and Rodriguez (France), Jekiri (Turkey) and Cruz Uceda (Spain) all overseas.

### NAVY SEALS TRAINING

The Miami basketball team went through a two-day training session with the Navy Seals on the UM campus in late August. The team worked out on both the land and in the swimming pool. Check out the highlight video here: [https://youtu.be/V CZ\\_9t2FVRO](https://youtu.be/V CZ_9t2FVRO).

### 2017-18 ROSTER HAS SIX TOP-100 RECRUITS

Miami has signed three ESPN Top 100 recruits for the class of 2017, including No. 18 Lonnie Walker from Reading, Pa., No. 46 Chris Lykes from Bowie, Md., and No. 92 Deng Gak from Blairstown, N.J.

The 2017 trio will join current ESPN Top 100 Hurricanes Bruce Brown (No. 26 in 2016), Dewan Huell (No. 28 in 2016) and Ja'Quan Newton (No. 58 in 2014) in the fall of 2017. In just six seasons at The U, Larrañaga has recruited six of Miami's 11 ESPN Top 100 players since 2007.

### ESPN Top 100 Players on 2017-18 Roster

18 Lonnie Walker - 2017 26 Bruce Brown - 2016  
46 Chris Lykes - 2017 28 Dewan Huell - 2016  
92 Deng Gak - 2017 58 Ja'Quan Newton - 2014

### Miami's ESPN Top 100 Players, Since 2007

18 Lonnie Walker - 2017 53 Edwin Rios - 2007  
26 Bruce Brown - 2016 58 Ja'Quan Newton - 2014  
28 Dewan Huell - 2016 83 Garrius Adams - 2009  
28 DeQuan Jones - 2008 88 Donnavan Kirk - 2009  
43 Durand Scott - 2009 92 Deng Gak - 2017  
46 Chris Lykes - 2017

- Recruits under Coach L are in italics

### BROWN RECORDS PROGRAM'S SECOND TRIPLE-DOUBLE

Freshman guard Bruce Brown recorded a triple-double with 11 points, 11 rebounds and 10 assists against South Carolina State on Dec. 6. It was the second triple-double in program history at Miami, the 11th in the NCAA this season, fourth by a Power 6 player, second by a freshman (De'Aaron Fox, Kentucky) and the 23rd in ACC history.

In 2004, Miami's Anthony King recorded the school's first triple-double with 11 points, a school-record 13 blocks and 10 rebounds against FAU.

### LARRAÑAGA ONE OF THE BEST

All stats below are prior to the 2016-17 season.

Among active coaches, Jim Larrañaga is the 11th-winningest coach in the country at major schools with 588 victories, and is ranked No. 42 on the list of all-time winningest coaches at major schools. Among the seven ACC coaches with five-plus years in the league, in their first five years at their current school, Coach L is second in overall wins (118), overall winning percentage (.674), ACC victories (54), winning percentage in ACC games only (.614). Among all-time ACC coaches (includes only seasons coaching at ACC schools during years as ACC member), Coach L is ranked No. 25 all-time in ACC wins and No. 29 all-time in overall wins, in just five years in the league. He is ninth all-time in winning percentage in ACC games only (.614).

### MIAMI'S LARGEST IN 2016-17

	Non-Conference	ACC
Lead	57, WCU	28, at Pitt
Deficit	21, vs. #21/22 Iowa State	23, at Wake Forest
Margin of Victory	49, vs. WCU	26, at Pitt
Margin of Defeat	17, vs. #21/22 Iowa State	18, Florida State
Halftime Lead	28 (2x) last vs. SC State	17, vs. North Carolina
Halftime Deficit	6, vs. #21/22 Iowa State	14, at Wake Forest
Deficit in Win	4, vs. Penn	12, at NC State
Halftime Deficit in Win	--	9, at NC State
Lead in Loss	8, vs. Florida	14, at Louisville
Halftime Lead in Loss	--	11, at Duke

### 2016-17 LED (TIED) THE TEAM IN ...

	Points	Rebounds	Assists	Steals	Blocks
Bruce Brown	4 (1)	5 (3)	11 (4)	4 (7)	1 (5)
Dewan Huell		1 (2)		(3)	10 (6)
Ebuka Izundu	1				2 (9)
Anthony Lawrence	1		1 (2)	6 (4)	1 (5)
Rodney Miller					(1)
Kamari Murphy	1	15 (4)		(1)	3 (6)
Ja'Quan Newton	8 (1)	1	8 (4)	3 (3)	
Davon Reed	11	3	2 (5)	7 (2)	2 (3)
DJ Vasiljevic	2			(3)	

Player	10+ pts	20+ pts	7+ rebs	2+ blks	4+ asts	3+ stls
Bruce Brown	17	2	10	4	15	4
Dewan Huell	6		5	4		
Ebuka Izundu	4		1	6		
Anthony Lawrence	9		2	2	3	6
Rodney Miller						
Kamari Murphy	8		17	4		
Ja'Quan Newton	21	5	2		10	3
Davon Reed	23	6	7	4	8	7
DJ Vasiljevic	7					

### AP TOP 25

Feb. 27, 2017

1 Kansas (58)	26-3	1,618
2 Villanova (2)	27-3	1,487
3 UCLA (3)	26-3	1,474
4 Gonzaga (2)	29-1	1,419
5 North Carolina	25-5	1,381
6 Oregon	26-4	1,343
7 Arizona	26-4	1,223
8 Louisville	23-6	1,176
9 Kentucky	24-5	1,119
10 West Virginia	23-6	1,041
11 Baylor	23-6	923
12 Florida	23-6	807
13 Butler	23-6	795
14 SMU	25-4	738
15 Florida State	23-6	722
16 Purdue	23-6	651
17 Duke	22-7	622
18 Cincinnati	25-4	504
19 Notre Dame	22-7	482
20 Saint Mary's	26-3	445
21 Wichita State	27-4	250
22 Wisconsin	22-7	206
23 Virginia	19-9	194
24 Iowa State	19-9	168
25 Miami	20-8	123

Minnesota 66, Oklahoma State 54, Dayton 32, Michigan 14, Middle Tennessee 13, Creighton 12, USC 7, Michigan State 3, Monmouth 3, VCU 2, Virginia Tech 2, Vermont 2, Arkansas 1, Maryland 1, Princeton 1, BYU 1

### USA TODAY COACHES POLL

Feb. 27, 2017

1 Kansas (23)	26-3	790
2 UCLA (3)	26-3	730
3 Villanova (5)	27-3	730
4 Gonzaga (1)	29-1	686
5 North Carolina	25-5	663
6 Oregon	26-4	653
7 Louisville	23-6	600
8 Arizona	26-4	585
9 Kentucky	24-5	578
10 West Virginia	23-6	478
11 Baylor	23-6	461
12 Florida	23-6	382
13 Notre Dame	22-7	334
14 Duke	22-7	315
15 Butler	23-6	314
16 Purdue	23-6	299
17 Florida State	23-6	290
18 Saint Mary's	26-3	273
19 SMU	25-4	269
20 Cincinnati	25-4	210
21 Wisconsin	22-7	185
22 Wichita State	27-4	140
23 Virginia	19-9	138
24 Iowa State	19-9	57
25 Miami	20-8	48

Creighton 44, South Carolina 25, USC 21, Middle Tennessee 20, Oklahoma State 16, Dayton 15, Minnesota 10, Maryland 9, Northwestern 8, Xavier 8, Michigan State 7, California 4, Arkansas 2, Michigan 2, VCU 1

**VS. ACC RANKED TEAMS****3-4 OVERALL****2-2 HOME****1-2 ROAD****0-0 NEUTRAL**

#	Player	gp-gs	min	avg	fg-fga	fg%	3fg-fga	3fg%	ft-fta	ft%	off	def	tot	avg	pf	dq	a	to	blk	stl	pts	avg		
11	Bruce Brown	7-7	254	36.3	37-72	.514	10-20	.500	36-46	.783	9	28	37	5.3	16	0	21	21	9	11	120	17.1		
00	Ja'Quan Newton	6-5	186	31.0	28-70	.400	2-7	.286	21-28	.750	2	24	26	4.3	12	0	9	19	0	5	79	13.2		
05	Davon Reed	7-7	262	37.4	31-86	.360	11-37	.297	18-23	.783	10	29	39	5.6	14	0	13	17	3	8	91	13.0		
21	Kamari Murphy	7-7	222	31.7	20-41	.488	0-0	.000	6-12	.500	20	40	60	8.6	18	0	3	10	7	3	46	6.6		
20	Dewan Huell	7-3	111	15.9	12-19	.632	0-0	.000	4-9	.444	7	3	10	1.4	9	0	1	6	2	2	28	4.0		
03	Anthony Lawrence	7-4	186	26.6	5-34	.147	3-20	.150	11-12	.917	8	19	27	3.9	17	0	16	6	4	6	24	3.4		
04	DJ Vasiljevic	7-0	110	15.7	7-27	.259	6-23	.261	2-2	1.000	1	8	9	1.3	5	0	1	1	0	3	22	3.1		
15	Ebuka Izundu	7-2	90	12.9	8-18	.444	0-0	.000	3-6	.500	10	13	23	3.3	14	0	2	6	9	1	19	2.7		
35	Chris Stowell	2-0	0	0.0	0-0	.000	0-0	.000	0-0	.000	0	0	0	0.0	0	0	0	0	0	0	0	0.0		
02	Mike Robinson	2-0	0	0.0	0-0	.000	0-0	.000	0-0	.000	0	0	0	0.0	1	0	0	0	0	0	0	0.0		
14	Rodney Miller	2-0	4	2.0	0-0	.000	0-0	.000	0-0	.000	0	0	0	0.0	0	0	0	0	0	0	0	0.0		
Team											14	13	27											
Total.....		7	1425		148-367	.403	32-107	.299	101-138	.732	81	177	258	36.9	106	0	66	88	34	39	429	61.3		
Opponents.....		7	1425		156-404	.386	43-139	.309	88-120	.733	89	159	248	35.4	121	3	77	70	21	49	443	63.3		

**VS. RANKED TEAMS****3-5 OVERALL****2-2 HOME****1-2 ROAD****0-1 NEUTRAL**

#	Player	gp-gs	min	avg	fg-fga	fg%	3fg-fga	3fg%	ft-fta	ft%	off	def	tot	avg	pf	dq	a	to	blk	stl	pts	avg		
11	Bruce Brown	8-7	275	34.4	38-77	.494	10-22	.455	36-46	.783	11	33	44	5.5	21	1	23	25	9	12	122	15.3		
00	Ja'Quan Newton	7-6	224	32.0	37-83	.446	2-7	.286	24-32	.750	2	26	28	4.0	12	0	12	22	0	8	100	14.3		
05	Davon Reed	8-8	298	37.2	33-95	.347	12-44	.273	26-32	.813	11	31	42	5.3	14	0	14	20	3	9	104	13.0		
21	Kamari Murphy	8-8	254	31.8	21-46	.457	0-0	.000	8-14	.571	22	50	72	9.0	21	0	3	14	7	3	50	6.3		
20	Dewan Huell	8-3	135	16.9	14-24	.583	0-0	.000	5-11	.455	9	7	16	2.0	13	0	1	7	3	2	33	4.1		
03	Anthony Lawrence	8-5	210	26.3	6-40	.150	3-22	.136	15-17	.882	8	21	29	3.6	21	0	16	8	4	7	30	3.8		
04	DJ Vasiljevic	8-0	126	15.8	9-34	.265	7-28	.250	2-2	1.000	1	8	9	1.1	6	0	1	2	0	4	27	3.4		
15	Ebuka Izundu	8-3	99	12.4	8-18	.444	0-0	.000	3-6	.500	11	15	26	3.3	15	0	2	7	10	1	19	2.4		
35	Chris Stowell	2-0	0	0.0	0-0	.000	0-0	.000	0-0	.000	0	0	0	0.0	0	0	0	0	0	0	0	0.0		
02	Mike Robinson	2-0	0	0.0	0-0	.000	0-0	.000	0-0	.000	0	0	0	0.0	1	0	0	0	0	0	0	0.0		
14	Rodney Miller	2-0	4	2.0	0-0	.000	0-0	.000	0-0	.000	0	0	0	0.0	0	0	0	0	0	0	0	0.0		
Team											14	15	29											
Total.....		8	1625		166-417	.398	34-123	.276	119-160	.744	89	206	295	36.9	124	1	72	107	36	46	485	60.6		
Opponents.....		8	1625		181-465	.389	51-158	.323	103-138	.746	98	186	284	35.5	142	4	87	80	22	59	516	64.5		

**NON-CONFERENCE 2016-17****10-2 OVERALL****7-0 HOME****1-0 ROAD****2-2 NEUTRAL**

#	Player	gp-gs	min	avg	Total		3-Point		F-Throw		Rebounds				pf	dq	a	to	blk	stl	pts	avg		
					fg-fga	fg%	3fg-fga	3fg%	ft-fta	ft%	off	def	tot	avg										
00	Ja'Quan Newton	12-12	382	31.8	69-139	.496	6-18	.333	40-55	.727	10	34	44	3.7	16	0	50	39	1	16	184	15.3		
05	Davon Reed	12-12	397	33.1	55-124	.444	27-67	.403	33-41	.805	7	43	50	4.2	13	0	23	23	6	17	170	14.2		
11	Bruce Brown	12-8	354	29.5	43-99	.434	8-29	.276	32-43	.744	23	64	87	7.3	27	1	39	22	5	19	126	10.5		
20	Dewan Huell	12-6	248	20.7	39-75	.520	0-0	.000	15-19	.789	25	33	58	4.8	28	0	2	12	11	5	93	7.8		
03	Anthony Lawrence	12-6	293	24.4	28-61	.459	11-29	.379	18-26	.692	9	42	51	4.3	30	1	15	21	9	21	85	7.1		
21	Kamari Murphy	12-12	324	27.0	34-68	.500	0-1	.000	16-27	.593	32	61	93	7.8	29	1	7	25	8	3	84	7.0		
04	DJ Vasiljevic	12-0	219	18.3	26-68	.382	21-53	.396	7-7	1.000	3	12	15	1.3	19	0	8	5	1	4	80	6.7		
15	Ebuka Izundu	11-4	125	11.4	22-32	.688	0-0	.000	16-19	.842	18	16	34	3.1	23	0	2	14	12	4	60	5.5		
14	Rodney Miller	7-0	38	5.4	4-7	.571	0-0	.000	3-7	.429	3	4	7	1.0	5	0	0	1	0	0	11	1.6		
02	Mike Robinson	3-0	11	3.7	0-4	.000	0-3	.000	1-2	.500	1	0	1	0.3	1	0	0	1	0	1	1	0.3		
35	Chris Stowell	3-0	9	3.0	0-1	.000	0-1	.000	0-0	.000	0	2	2	0.7	0	0	0	0	0	0	0	0.0		
Team											18	22	40											
Total.....		12	2400		320-678	.472	73-201	.363	181-246	.736	149	333	482	40.2	191	3	146	164	53	90	894	74.5		
Opponents.....		12	2400		260-699	.372	63-223	.283	120-166	.723	131	251	382	31.8	222	2	123	159	40	81	703	58.6		



MIAMI'S RECORD WHEN... RECORD	2016-17		COACH L	
	ALL	ACC	AT UM	ACC
All games	20-9	10-7	138-66	64-41
Home	14-2	7-2	77-22	38-15
Away	4-5	3-5	40-31	26-26
Neutral	2-2	0-0	21-13	--
November	5-2	--	29-9	--
December	6-0	1-0	27-9	1-1
January	3-4	3-4	26-18	24-18
February	6-3	6-3	33-18	33-18
March	--	--	23-11	7-4
April	--	--	0-1	--
Vs. Top 10 opponents	2-1	2-1	7-12	6-9
Vs. Top 25 opponents (includes Top 10)	3-5	3-4	16-29	11-21
Vs. RV opponents (either or both polls)	1-2	0-1	11-4	4-1
Vs. teams over .500 on game day	13-9	9-7	89-59	47-36
Vs. teams under .500 on game day	5-0	1-0	32-6	13-5
Vs. teams at .500 on game day	2-0	--	16-1	4-0
While UM is in the Top 25	0-1	0-1	42-17	25-11
While UM is RV (only)	20-8	10-6	38-12	14-7
Leading at halftime	18-3	9-3	105-16	45-13
Trailing at halftime	2-5	1-3	28-47	15-26
Tied at halftime	0-1	0-1	5-3	3-2
Single overtime	1-0	1-0	4-6	2-2
Double overtime	--	--	3-1	2-1
In overtime games (single+double)	1-0	1-0	7-7	4-3
Leading with 2:00 left in regulation	19-1	9-1	127-8	59-4
Trailing with 2:00 left in regulation	1-8	1-6	9-55	4-36
Tied with 2:00 left in regulation	--	--	2-1	0-1
UM shoots 50% or better from field	10-0	5-0	52-5	19-2
UM shoots 40-49% from field	8-5	3-5	69-22	37-19
UM shoots under 40% from field	2-4	2-2	17-39	8-20
Opp. shoots 50% or better from field	2-3	2-3	9-22	5-14
Opp. shoots 40-49% from field	7-3	4-1	59-28	31-16
Opp. shoots under 40% from field	12-2	5-2	72-15	29-10
UM shoots 70% or better from the line	11-5	6-4	88-34	39-21
UM shoots less than 70% from the line	9-4	4-3	50-32	34-19
UM makes more 3-point FGs	9-4	4-3	71-27	34-21
UM makes fewer 3-point FGs	6-5	4-4	43-27	22-17
3-point FGs are even	5-0	2-0	15-5	8-3
Four or more Canes in double figures	11-1	4-0	68-13	28-9
Three Canes score in double figures	8-3	5-3	52-25	28-12
Two or less Canes score in double figures	1-5	1-4	18-28	8-20
UM outrebounds opponent	15-5	7-3	91-24	37-16
Opp. outrebounds UM	4-4	2-4	40-42	24-25
Tied in rebounds	1-0	1-0	6-0	3-0
UM records 10 or more steals	2-0	--	21-4	7-1
UM records 15 or more assists	8-2	4-2	42-4	19-3
UM commits less than 15 turnovers	12-6	6-5	117-54	55-35
UM commits 15 or more turnovers	8-3	4-2	19-6	7-6
UM commits less turnovers than opp.	9-2	4-2	75-25	35-14
UM commits more turnovers than opp.	9-5	4-3	49-28	21-19
Tied in turnovers	2-2	2-2	14-12	8-8
UM scores 59 points or less	2-5	2-3	11-31	7-20
UM scores between 60-69 points	1-3	0-3	37-23	20-11
UM scores between 70-79 points	12-1	6-1	57-11	25-9
UM scores between 80-89 points	3-0	2-0	22-1	8-1
UM scores between 90-99 points	2-0	--	10-0	3-0
UM scores 100 or more points	--	--	1-0	0-0
Playing during the morning (11 a.m.)	0-1	--	1-1	--
Playing during the afternoon	7-2	6-1	43-22	26-16
Playing in the evening (5 p.m. or later)	13-6	4-6	93-42	38-25
Games decided by three points or less	1-0	1-0	16-13	9-9
Games decided by four to 10 points	7-3	6-3	43-25	24-18
Games decided by 11-19 points	7-5	2-3	48-21	20-9
Games decided by more than 20 points	5-0	1-0	31-6	11-4

### SINCE THE ARRIVAL OF COACH JIM LARRAÑAGA AT MIAMI IN 2011-12 ...

(only includes teams while in the ACC, not with previous conference affiliations)

- Miami won ACC Regular Season and ACC Tournament Championships in 2013.
- Miami has played in a pair of NCAA Sweet 16 games, in 2013 and 2016.
- Miami is one of four schools with seven-or-more wins in the ACC Tournament: North Carolina 10, NC State 8, Miami 7 and Florida State 7.
- Miami is one of six ACC schools with a winning record in the NCAA Tournament: Duke, Louisville, Miami, North Carolina, NC State and Notre Dame.
- Miami's seeds in the ACC Tournament have been No. 1, No. 3, No. 6 (2x) and No. 10.
- Miami is one of 10 ACC teams to make an NCAA tournament appearance.
- Miami played in the championship game of the NIT in 2015.
- ACC Selections: Two ACC Coach of the Year, one ACC Player of the Year, ACC Defensive Player of the Year, one ACC Tournament MVP, four ACC All-Tournament, one first-team All-ACC, two second-team All-ACC, four third-team All-ACC, six honorable mention All-ACC, one ACC All-Rookie Team and five ACC All-Defensive Team.
- Miami has the most lopsided win over Duke (27 points) and second-most lopsided wins over North Carolina (26 points) and Florida State (24 points) of any ACC team.
- Miami has won nine ACC games by 20-or-more points: Boston College (27, 22, 22 and 21), Duke (27), North Carolina (26), Pitt (26), Florida State (24) and Virginia Tech (24).
- Won at Cameron Indoor Stadium twice. Dealt Duke two of its six overall, and four ACC, losses by 16-plus points. Scored 90 points against Duke twice. Dealt Duke its last two of the last three regular-season losses by 16-or-more points: 27 (90-63) on Jan. 23, 2013 at Miami, and 16 (90-74) on Jan. 13, 2015 at Duke.
- All 20 seniors have earned academic degrees from UM: Garrius Adams, Raphael Akpejori, Rion Brown, Ivan Cruz Uceda, Julian Gamble, Malcolm Grant, Justin Heller, Tonye Jekiri, Reggie Johnson, DeQuan Jones, Kenny Kadji, Donnavan Kirk, Sheldon McClellan, Kamari Murphy, Trey McKinney Jones, Ryan Quigtar, Angel Rodriguez, Durand Scott, Erik Swoope and Joe Thomas.

### In the five years prior to the arrival of Coach L (2006-11) ...

- Miami tied for the 10th-most ACC wins (29) in the league, tied with Georgia Tech (29), and ahead of NC State (25).
- Miami recorded 95 overall wins, seventh-most in the ACC.
- Miami's seeds in the ACC Tournament were No. 5, No. 8, No. 9 (2x) and No. 12.
- Miami was 1-14 combined vs. Duke and UNC.
- Miami had one first-team All-ACC, one second-team All-ACC, two third-team All-ACC, one honorable mention All-ACC, one ACC All-Rookie Team and one ACC All-Tournament Team selection.

### COACH LARRAÑAGA'S MILESTONE VICTORIES

Victory	Date	Opponent	Score	School
50	02/10/88	Miami (Ohio)	65-59	Bowling Green
100	02/23/91	Kent State	84-57	Bowling Green
150	12/22/94	at Ohio State	59-50	Bowling Green
200	12/27/97	Northeastern	66-60	George Mason
250	12/20/00	Coastal Carolina	81-65	George Mason
300	12/02/03	East Carolina	76-65	George Mason
350	01/26/06	William & Mary	81-58	George Mason
400	02/27/08	William & Mary	68-59	George Mason
450	12/08/10	Loyola (Md.)	66-52	George Mason
500	01/05/12	at Georgia Tech	62-49	Miami
550	01/24/15	at Syracuse	66-62	Miami
600	1/14/17	at Pittsburgh	72-46	Miami
100th win at Miami	Co. of Charleston, 12/19/15	85-63		



## THE LAST TIME ...

### Player Scored 30 Points

Miami Bruce Brown (30), vs. North Carolina, 1/28/17  
Opponent Dennis Smith Jr. (31), at NC State, 2/4/17

### Player Scored 35 Points

Miami Jack McClinton (35) vs. North Carolina, 3/15/09  
Opponent Xavier Rathan-Mayes (35) Florida State, 2/25/15

### Player Scored 40 Points

Miami Darius Rice (43) vs. Connecticut, 1/20/03  
Opponent Sean Singletary (41), Virginia, 3/1/08

### Two Players Scored 20 Points

Miami Ja'Quan Newton (21), Davon Reed (20), vs. NC State, 12/31/16  
Opponent Dennis Smith Jr. (31), Terry Henderson (21), at NC State, 2/4/17

### Three Players Scored 20 Points

Miami Dwayne Collins (23), Brian Asbury (21), Jack McClinton (20) vs. Virginia Tech, 1/25/09  
Opponent Travis Mays (40), Alvin Hegggs (22), Lance Blanks (21), Texas, 2/22/89

### Five (not 5+) Players Scored in Double Figures

Miami Ja'Quan Newton (18), Bruce Brown (15), Dewan Huell (11),  
DJ Vasiljevic (11), Davon Reed (11) vs Penn, 11/19/16  
Opponent Justin Robinson (15), Chris Clarke (13), Ahmed Hill (12),  
Seth Allen (10), Zach LeDay (10) vs. Virginia Tech 2/9/17

### Six (not 6+) Players Scored in Double Figures

Miami Davon Reed (19), Angel Rodriguez (18), Sheldon McClellan (16),  
Ivan Cruz Uceda (13), Anthony Lawrence (12), Ja'Quan Newton (11)  
vs. Louisiana 11/16/15

### Seven+ Players Scored in Double Figures

Miami Sheldon McClellan (18), Ja'Quan Newton (15), James Palmer (14), Ebuka Izundu (11)  
Angel Rodriguez (11), Ivan Cruz Uceda (10), Anthony Lawrence Jr. (10)  
vs. Mississippi State 11/19/15

### Player Grabbed 15 Rebounds

Miami Kamari Murphy (15), at Duke, 1/21/17  
Opponent Brice Johnson (15) vs. North Carolina, 2/20/16

### Two Players Grabbed 10 Rebounds

Miami Kamari Murphy (10), Dewan Huell (10), vs. FAU, 12/16/16  
Opponent Tyler Roberson (11), Tyler Lydon (10), Syracuse, 1/2/16

### Three Players Grabbed 10 Rebounds

Miami Mark Richardson (11), Eric Brown (10), Joe Wylie (10) vs. FIU, 3/6/89  
Opponent Matt Harpring (12), Dion Glover (10), Michael Maddox (10), Georgia Tech, 12/27/97

### Player Had 10 Assists

Miami Bruce Brown (10), vs. South Carolina State, 12/6/16  
Opponent John Gillon (11), at Syracuse, 1/4/17

### Player Had 10 Blocks

Miami Anthony King (10) vs. Florida Atlantic, 11/29/04  
Opponent Jarvis Varnado (10), Mississippi State, 12/13/07

### Player Had a Double-Double

Miami Kamari Murphy (10 pts, 11 reb), at Virginia, 2/20/17  
Opponent Isaiah Wilkins (10 pts, 10 reb), at Virginia, 2/20/17

### Player Had a Triple-Double

Miami Bruce Brown (11 pts, 11 reb, 10 ast), vs. South Carolina State, 12/6/16  
Opponent Brendan Haywood (18 pts, 14 reb, 10 blks), North Carolina, 12/4/00

### Two Players Had Double-Doubles

Miami Kamari Murphy (11 pts, 13 reb) and Davon Reed (10 pts, 12 reb) vs. Buffalo, 3/17/16  
Opponent Brice Johnson (22 pts, 11 rebs) & J.P. Tokoto (10 pts, 10 rebs), North Carolina, 2/28/15

### Team Scored 100 Points

Miami 105 vs. Mississippi State, 11/19/15  
Opponent 105, North Carolina, 1/31/07

### Team Scored 90-99 Points

Miami 94, at North Florida, 11/16/16  
Opponent 96, at Wake Forest, 1/18/17

### Team Scored 50 Points in a Half

Miami 51 (2nd half) vs. Western Carolina, 11/11/16  
Opponent 55 (2nd half) vs. Boston College, 1/25/17

### Team Shot 50 Percent in Both Halves

Miami .522 (12-23) / .600 (9-15), vs. Georgia Tech, 2/15/17  
Opponent .500 (9-18) / .526 (10-19), at Virginia Tech, 2/27/17

### Team Shot 60 Percent in a Half

Miami .600 (9-15), second half, vs. Georgia Tech, 2/15/17  
Opponent .621 (18-29), first half, at NC State, 2/4/17

### Team Shot 70 Percent in a Half

Miami .739 (17-23), first half, at Florida State, 2/13/13

### Team Shot 60 Percent in a Game

Miami .638 (30-47), at Florida State, 2/13/13  
Opponent .627 (32-51), Villanova, 3/24/16

### Team Shot Less Than 30 Percent in a Game

Miami .293 (12-41), vs. Eastern Kentucky, 12/19/14  
Opponent .290 (18-62), vs. South Carolina State, 12/6/16

### Team Won by 50+ Points

Miami 50, vs. Nova Southeastern, 11/16/09  
Opponent 53, by Notre Dame, 2/22/86

### Team won by 40-49 Points

Miami 49, vs. Western Carolina, 11/11/16  
Opponent 41, at North Carolina, 1/31/07

### Team Won by 30-39 Points

Miami 36, vs. South Carolina State, 12/6/16  
Opponent 32, at Charlotte (11/28/00)

### Overtime

Miami won in overtime 54-48 (OT) at No. 18/19 Virginia, 2/20/17  
Miami lost in overtime 66-64 (OT) vs. Stanford, 4/2/15, NIT Championship

### Rankings

Miami defeated a ranked opponent 55-50, vs. No. 10/11 Duke, 2/25/17  
Miami lost to a ranked opponent 71-66, at No. 4 Louisville, 2/11/17  
Miami defeated a top 5 opponent 64-61 vs.No. 3 Virginia, 2/22/16  
Miami lost to a top 5 opponent 71-66 at No. 4 Louisville, 2/11/17

### THE LAST TIME A MIAMI FRESHMAN ...

Scored 26+ Points: Bruce Brown (30), vs. North Carolina, 1/28/17  
Scored 20-25 Points: Bruce Brown (25), vs. Duke, 2/25/17  
Perfect from Field (5+ att): Reggie Johnson (RS), 8-of-8, vs. Wake Forest, 3/11/10  
Perfect from 3-Pt (3+ att): Anthony Lawrence, 4-of-4, vs. Notre Dame, 2/3/16  
10+ Rebounds: Bruce Brown, 12, vs. George Washington, 12/22/16  
10+ Assists: Bruce Brown, 10, vs. South Carolina State, 12/6/16  
5-9 Assists: Bruce Brown, 5, at Virginia Tech, 2/27/17  
5+ Steals: Shane Larkin, 6, vs. North Carolina, 01/10/12  
4+ Blocks: Raphael Akpejori, 4, McNeese State, 11/24/10  
Double-Double: Bruce Brown (14 pts, 12 reb), vs. George Washington, 12/22/16  
Triple-Double: Bruce Brown (11 pts, 11 reb, 10 ast), vs. South Carolina State, 12/6/16



# JIM LARRAÑAGA

Head Coach, Sixth Season  
Providence, 1971

## HEAD COACH

2011-pres.	Miami
1997-2011	George Mason
1986-97	Bowling Green
1977-79	American International
Assistant Coach	
1979-86	Virginia
1971-76	Davidson
Player / Coach	
1977	Geronemo Basketball Club (Belgium)

## NCAA APPEARANCES

1999 - George Mason
2001 - George Mason
2006 - George Mason (Final Four)
2008 - George Mason
2011 - George Mason
2013 - Miami (Sweet 16)
2016 - Miami (Sweet 16)

## NIT APPEARANCES

1990 - Bowling Green
1991 - Bowling Green
1997 - Bowling Green
2002 - George Mason
2004 - George Mason
2009 - George Mason
2012 - Miami
2015 - Miami (Championship game)

## PLAYING CAREER

Geronemo Basketball Club (Belgium) 1976-77  
Providence College, 1967-71  
Archbishop Molloy High School, 1963-67

## COACHING HONORS

AP, Naismith, Iba, Rupp Coach of the Year, 2013  
NABC All-District II, 2013  
USBWA District IV Coach of the Year, 2013, 2016  
Clair Bee National Coach of the Year, 2006  
ACC Coach of the Year, 2013, 2016  
CAA Coach of the Year, 2011, 1999  
MAC Coach of the Year, 1997  
Seven NCAA tournament appearances: 2016, 2013, 2011, 2008, 2006, 2001, 1999  
Eight postseason NIT appearances: 2015, 2012, 2009, 2004, 2002, 1997, 1991, 1990  
Ten 20-win seasons

## PERSONAL

Hometown Bronx, N.Y.  
Born Oct. 2, 1949  
Family Wife: Liz  
Sons: Jay and Jon  
Grandchildren: Tia, James, Jon Temple and Henry  
Education Providence College, 1971, B.A. Economics  
Archbishop Molloy High School, 1967

## NOTABLE COLLEGE PLAYERS COACHED

**Sheldon McClellan** (Miami) - All-ACC Second Team, ACC Tournament Second Team  
**Shane Larkin** (Miami) - NBA first round draft pick (18th overall), ACC Player of the Year, ACC Tournament MVP, finalist for Cousy, Naismith & Wooden awards, All-ACC First Team and All-ACC Defensive Team, Lute Olson National Player of the Year, AP and NABC All-American (Second team), Sporting News All-American (Third), ESPN, Wooden, Olson and Driesell Defensive All-American, USBWA All-District, Basketball Times All-District  
**Durand Scott** (Miami) - ACC Defensive Player of the Year, ACC Tournament First Team, All-ACC Third Team  
**George Evans** (George Mason) - Three-time CAA Player of the Year, CAA Rookie of the Year, three-time CAA Defensive Player of the Year, three-time CAA All-Defensive Team  
**Antonio Daniels** (Bowling Green) - MAC Player of the Year, MAC Freshman of the Year

## WINNINGEST ACTIVE COACHES AT MAJOR SCHOOLS

\*Totals listed are prior to the 2016-17 season  
List compiled from "wins vs. major schools" on sports-reference.com

Rank	Coach	*Wins
1.	Mike Krzyzewski, Duke	1,043
2.	Jim Boeheim, Syracuse	884
3.	Roy Williams, North Carolina	783
4.	Rick Pitino, Louisville	743
5.	Bob Huggins, West Virginia	719
6.	Cliff Ellis, Coastal Carolina	715
7.	John Calipari, Kentucky	662
8.	Rick Barnes, Tennessee	619
9.	Bill Self, Kansas	592
10.	Dana Altman, Oregon	564
11.	<b>Jim Larrañaga, Miami</b>	<b>560</b>
12.	Tubby Smith, Memphis	557
13.	Steve Fisher, San Diego State	552
14.	Fran Dunphy, Temple	524
15.	Tom Izzo, Michigan State	524

## LARRAÑAGA YEAR-BY-YEAR

Year	School	Overall		Conference		Post Season
		W-L	W-L	Finish	Season	
1977-78	American International	14-13				
1978-79	American International	13-13				
1986-87	Bowling Green	15-14	10-6	3		
1987-88	Bowling Green	12-16	7-9	t-5		
1988-89	Bowling Green	13-15	6-10	t-6		
1989-90	Bowling Green	18-11	9-7	t-3	NIT 0-1	
1990-91	Bowling Green	17-13	9-7	t-4	NIT 0-1	
1991-92	Bowling Green	14-15	8-8	5		
1992-93	Bowling Green	11-16	8-10	t-6		
1993-94	Bowling Green	18-10	12-6	t-2		
1994-95	Bowling Green	16-11	10-8	t-5		
1995-96	Bowling Green	14-13	9-9	t-6		
1996-97	Bowling Green	22-10	13-5	t-1	NIT 0-1	
1997-98	George Mason	9-18	6-10	6		
1998-99	George Mason	19-11	13-3	1	NCAA 0-1	
1999-00	George Mason	19-11	12-4	t-1		
2000-01	George Mason	18-12	11-5	3	NCAA 0-1	
2001-02	George Mason	19-10	13-5	2	NIT 0-1	
2002-03	George Mason	16-12	11-7	4		
2003-04	George Mason	23-10	12-6	3	NIT 2-1	
2004-05	George Mason	16-13	10-8	6		
2005-06	George Mason	27-8	15-3	t-1	NCAA 4-1	
2006-07	George Mason	18-15	9-9	5		
2007-08	George Mason	23-11	12-6	2	NCAA 0-1	
2008-09	George Mason	22-11	13-5	2	NIT 0-1	
2009-10	George Mason	17-15	12-6	4	CIT 0-1	
2010-11	George Mason	27-7	16-2	1	NCAA 1-1	
2011-12	Miami	20-13	9-7	t-4	NIT 1-1	
2012-13	Miami	29-7	15-3	1	NCAA 2-1	
2013-14	Miami	17-16	7-11	10		
2014-15	Miami	25-13	10-8	6	NIT 4-1	
2015-16	Miami	27-8	13-5	t-2	NCAA 2-1	
2016-17	Miami	20-9	10-7			
Overall		608-400	330-205	16-16		

NCAA	9-7
NIT	7-8
CIT	0-1

Years	Team	Record	W/L Pct.
2 years	American International	27-26	.509
11 years	Bowling Green	170-144	.541
14 years	George Mason	273-164	.625
6th year	Miami	138-66	.676
33rd year		608-400	.603

## WINNINGEST COACHES AT MAJOR SCHOOLS

\*Totals listed are prior to the 2016-17 season

	Name	*Total Wins
1.	Mike Krzyzewski	1,043
2.	Jim Boeheim	884
3.	Bob Knight	899
4.	Dean Smith	879
5.	Jim Calhoun	877
6.	Adolph Rupp	876
7.	Eddie Sutton	806
8.	Lefty Driesell	786
9.	Roy Williams	783
10.	Lute Olson	776
11.	Lou Henson	775
12.	Jerry Tarkanian	761
13.	E.A. Diddle	759
14.	Hank Iba	752
15.	Rick Pitino	743
16.	Ray Meyer	724
17.	Phog Allen	719
	Don Haskins	719
	Bob Huggins	719
20.	Cliff Ellis	715
21.	Mike Montgomery	676
22.	Denny Crum	675
23.	Ralph Miller	674
24.	Gary Williams	668
25.	John Wooden	664
26.	John Calipari	662
27.	Hugh Durham	634
	Norm Stewart	634
29.	Stew Morrill	620
30.	Rick Barnes	619
31.	Billy Tubbs	609
32.	Slats Gill	599
33.	Tom Davis	597
34.	John Thompson	596
35.	Thomas Penders	594
36.	Guy Lewis	592
	Bill Self	592
38.	Lon Kruger	590
39.	Bobby Cremins	586
40.	Gale Catlett	565
41.	Dana Altman	564
42.	<b>Jim Larrañaga</b>	<b>560</b>
43.	Tony Hinkle	558
	Norm Sloan	558
45.	Tubby Smith	557
46.	Steve Fisher	552
47.	Gene Keady	550
48.	Frank McGuire	549
49.	Dave Bliss	526
	Lou Carnesecca	526





Official Basketball Box Score -- Game Totals -- Final Statistics

Miami vs Duke

01-21-17 8:20 p.m. at Cameron Indoor Stadium (Durham, N.C.)

Miami 58 - 12-6, 2-4

Box score table for Miami vs Duke game, showing player stats for Miami.

FG % 1st Half: 14-32 43.8% 2nd Half: 8-23 34.8% Game: 22-55 40.0%

Duke 71 - 15-4, 3-3

Box score table for Miami vs Duke game, showing player stats for Duke.

FG % 1st Half: 8-28 28.6% 2nd Half: 16-24 66.7% Game: 24-52 46.2%

Officials: Les Jones, Brian Dorsey, Tim Clougherty

Technical fouls: Miami-None, Duke-None.

Attendance: 9134 DU - Tatum fouled out at 1:05 in 2nd

Score by periods table for Miami vs Duke game.

Points in the paint, 2nd half, and fast break for Miami vs Duke game.

Lead changes, 2 times. Double fouls, 3 times.

Official Basketball Box Score -- Game Totals -- Final Statistics

Boston College vs Miami

01-25-17 9 p.m. at Watco Center | Coral Gables, Fla.

Boston College 77 - 9+12, 2-6

Box score table for Boston College vs Miami game, showing player stats for Boston College.

FG % 1st Half: 9-29 31.0% 2nd Half: 20-33 60.6% Game: 29-62 46.8%

Miami 78 - 13-6, 3-4

Box score table for Boston College vs Miami game, showing player stats for Miami.

FG % 1st Half: 12-25 48.0% 2nd Half: 15-29 51.7% Game: 27-54 50.0%

Officials: Mike Eades, Tim Nestor, Roger Ayers

Technical fouls: Boston College-None, Miami-None.

Attendance: 7139

Score by periods table for Boston College vs Miami game.

Points in the paint, 2nd half, and fast break for Boston College vs Miami game.

Lead changes, 1 time.

Official Basketball Box Score -- Game Totals -- Final Statistics

North Carolina vs Miami

01-28-17 1:07 p.m. at Watco Center | Coral Gables, Fla.

North Carolina 62 - 14-7, 2-3

Box score table for North Carolina vs Miami game, showing player stats for North Carolina.

FG % 1st Half: 6-29 20.7% 2nd Half: 12-13 92.3% Game: 18-42 42.9%

Miami 77 - 15-4, 3-3

Box score table for North Carolina vs Miami game, showing player stats for Miami.

FG % 1st Half: 2-9 22.2% 2nd Half: 5-15 33.3% Game: 7-24 29.2%

Officials: Ron Groover, Sean Hull, John Gaffney

Technical fouls: North Carolina-Berry 11, Miami-None.

Attendance: 7563

Score by periods table for North Carolina vs Miami game.

Points in the paint, 2nd half, and fast break for North Carolina vs Miami game.

Lead changes, 3 times.

Official Basketball Box Score -- Game Totals -- Final Statistics

Florida State vs Miami

02-01-17 8:06 p.m. at Watco Center | Coral Gables, Fla.

Florida State 75 - 19-4, 7-3

Box score table for Florida State vs Miami game, showing player stats for Florida State.

FG % 1st Half: 12-27 44.4% 2nd Half: 15-25 60.0% Game: 27-52 51.9%

Miami 70 - 11-11, 10-0

Box score table for Florida State vs Miami game, showing player stats for Miami.

FG % 1st Half: 4-10 40.0% 2nd Half: 3-8 37.5% Game: 7-18 38.9%

Officials: Les Jones, Brian Dorsey, Tim Clougherty

Technical fouls: Florida State-None, Miami-None.

Attendance: 7279

Score by periods table for Florida State vs Miami game.

Points in the paint, 2nd half, and fast break for Florida State vs Miami game.

Lead changes, 8 times.

Official Basketball Box Score -- Game Totals -- Final Statistics

Miami vs NC State

02-04-17 3:00 p.m. at Raleigh, N.C. (PNC Arena)

Miami 84 - 15-7, 5-5 ACC

Box score table for Miami vs NC State game, showing player stats for Miami.

FG % 1st Half: 15-31 48.4% 2nd Half: 16-31 51.6% Game: 31-62 50.0%

NC State 79 - 14-10, 3-8 ACC

Box score table for Miami vs NC State game, showing player stats for NC State.

FG % 1st Half: 5-9 55.6% 2nd Half: 6-12 50.0% Game: 11-21 52.4%

Officials: Jeff Clark, Tim Conner, Les Nes

Technical fouls: Miami-None, NC State-None.

Attendance: 17567

Score by periods table for Miami vs NC State game.

Points in the paint, 2nd half, and fast break for Miami vs NC State game.

Lead changes, 10 times.

Official Basketball Box Score -- Game Totals -- Final Statistics

Virginia Tech vs Miami

02-08-17 8:06 p.m. at Watco Center | Coral Gables, Fla.

Virginia Tech 86 - 16-7, 5-6

Box score table for Virginia Tech vs Miami game, showing player stats for Virginia Tech.

FG % 1st Half: 11-21 52.4% 2nd Half: 12-25 48.0% Game: 23-46 50.0%

Miami 70 - 11-11, 10-0

Box score table for Virginia Tech vs Miami game, showing player stats for Miami.

FG % 1st Half: 3-8 37.5% 2nd Half: 1-5 20.0% Game: 4-13 30.8%

Officials: Technical fouls: Virginia Tech-Robinson, Justin, Miami-None.

Attendance: 6620

Score by periods table for Virginia Tech vs Miami game.

Points in the paint, 2nd half, and fast break for Virginia Tech vs Miami game.

Lead changes, 11 times.

Official Basketball Box Score -- Game Totals -- Final Statistics

Miami vs LOUISVILLE

02-11-17 2:05PM at KYFC Yum Center, Louisville, KY

Miami 66 - 16-8, 6-6

Box score table for Miami vs LOUISVILLE game, showing player stats for Miami.

FG % 1st Half: 14-27 51.9% 2nd Half: 9-25 36.0% Game: 23-52 44.2%

LOUISVILLE 71 - 20-5, 8-4

Box score table for Miami vs LOUISVILLE game, showing player stats for LOUISVILLE.

FG % 1st Half: 3-8 37.5% 2nd Half: 3-7 42.9% Game: 6-15 40.0%

Officials: Brian Dorsey, Jeffrey Anderson, Brian O'Connell

Technical fouls: Miami-TEAM, LOUISVILLE-None.

Attendance: 21427

Score by periods table for Miami vs LOUISVILLE game.

Points in the paint, 2nd half, and fast break for Miami vs LOUISVILLE game.

Lead changes, 2 times.

Official Basketball Box Score -- Game Totals -- Final Statistics

Georgia Tech vs Miami

02-15-17 8 p.m. at Watco Center | Coral Gables, Fla.

Georgia Tech 61 - 15-11, 6-7

Box score table for Georgia Tech vs Miami game, showing player stats for Georgia Tech.

FG % 1st Half: 14-28 50.0% 2nd Half: 11-24 45.8% Game: 25-52 48.1%

Miami 70 - 11-11, 10-0

Box score table for Georgia Tech vs Miami game, showing player stats for Miami.

FG % 1st Half: 4-12 33.3% 2nd Half: 5-11 45.5% Game: 9-23 39.1%

Officials: Rogers Ayers, Ted Ventresca, Terry Werner

Technical fouls: Georgia Tech-None, Miami-None.

Attendance: 7111

Score by periods table for Georgia Tech vs Miami game.

Points in the paint, 2nd half, and fast break for Georgia Tech vs Miami game.

Lead changes, 7 times.

Official Basketball Box Score -- Game Totals -- Final Statistics

Clemson vs Miami

02-18-17 12:05 PM at Watco Center | Coral Gables, Fla.

Clemson 65 - 14-12, 4-10

Box score table for Clemson vs Miami game, showing player stats for Clemson.

FG % 1st Half: 14-28 50.0% 2nd Half: 13-24 54.2% Game: 27-52 51.9%

Miami 70 - 11-11, 10-0

Box score table for Clemson vs Miami game, showing player stats for Miami.

FG % 1st Half: 3-9 33.3% 2nd Half: 3-10 30.0% Game: 6-19 31.6%

Officials: Technical fouls: Clemson-None, Miami-None.

Attendance: 6987

Score by periods table for Clemson vs Miami game.

Points in the paint, 2nd half, and fast break for Clemson vs Miami game.

Lead changes, 3 times.





Official Basketball Box Score -- Game Totals -- Final Statistics

Miami vs Virginia
02-20-17 7:00 pm at Charlottesville, Va. (JPJ)
Miami 54 • 19-8 (9-6 ACC)

Box score table for Miami vs Virginia. Columns include Player, FG, 3-PT, Rebounds, PF, TP, A, TO, Blk, Stl, Min. Total: 54-19-8 (9-6 ACC)

FG % 1st Half: 34.8% 2nd half: 35.3% OT: 100.0 Game: 36.6% Deaball Rebounds
3FG % 1st Half: 20.0% 2nd half: 12.5% OT: 100.0 Game: 21.1%
FT % 1st Half: 2.2 100.0 2nd half: 10.2 83.3% OT: 8-8 100.0 Game: 20-22 90.9% 2.1

Virginia 48 • 18-9 (8-7 ACC)

Box score table for Virginia. Columns include Player, FG, 3-PT, Rebounds, PF, TP, A, TO, Blk, Stl, Min. Total: 48-18-9 (8-7 ACC)

FG % 1st Half: 7-21 33.3% 2nd half: 7-21 33.3% OT: 2-9 22.2% Game: 16-51 31.4% Deaball Rebounds
3FG % 1st Half: 1-5 20.0% 2nd half: 1-4 25.0% OT: 1-3 33.3% Game: 3-12 25.0%
FT % 1st Half: 4-4 100.0 2nd half: 9-14 64.3% OT: 0-2 0.0% Game: 13-20 65.0%

Officials: Jamie Luckie, Pat Driscoll, James Breeding
Technical Fouls: Miami-None, Virginia-None.
Attendance: 14623
UNV: Diakite fouled out at 2:42 (OT)

Score by periods table for Miami vs Virginia. Columns: 1st, 2nd, OT, Total. Miami: 20, 23, 11, 54. Virginia: 19, 24, 5, 48.

Last FG - UM OT-00:19, VA OT-00:38.
Largest lead - UM by 6 OT-00:00, VA by 9 2nd-12:04.
UM led for 11:04, VA led for 29:41. Game was tied for 04:15.

Official Basketball Box Score -- Game Totals -- Final Statistics

Duke vs Miami
02-25-17 4 p.m. at Watsco Center | Coral Gables, Fla.
Duke 50 • 22-7 (10-6)

Box score table for Duke vs Miami. Columns include Player, FG, 3-PT, Rebounds, PF, TP, A, TO, Blk, Stl, Min. Total: 50-22-7 (10-6)

FG % 1st Half: 34.5% 2nd half: 29.7% OT: 100.0 Game: 31.8% Deaball Rebounds
3FG % 1st Half: 1-7 14.3% 2nd half: 4-14 28.6% Game: 5-21 23.8%
FT % 1st Half: 0-2 0.0% 2nd half: 3-7 42.9% Game: 3-9 33.3%

Miami 55 • 20-8 (10-6)

Box score table for Miami. Columns include Player, FG, 3-PT, Rebounds, PF, TP, A, TO, Blk, Stl, Min. Total: 55-20-8 (10-6)

FG % 1st Half: 10-29 34.5% 2nd half: 12-29 41.4% OT: 22-58 37.9% Deaball Rebounds
3FG % 1st Half: 1-7 14.3% 2nd half: 0-1 0.0% OT: 1-8 12.5%
FT % 1st Half: 1-2 50.0% 2nd half: 9-12 75.0% OT: 10-14 71.4%

Officials: Roger Avers, John Gaffney, Brian O'Connell
Technical Fouls: Duke-None, Miami-None.
Attendance: 7972

Score by periods table for Duke vs Miami. Columns: 1st, 2nd, Total. Duke: 21, 29, 50. Miami: 22, 33, 55.

Last FG - DU 2nd-00:09, UM 2nd-00:05.
Largest lead - DU by 3 1st-07:52, UM by 18 2nd-14:52.
DU led for 07:44, UM led for 30:46. Game was tied for 01:30.

Official Basketball Box Score -- Game Totals -- Final Statistics

Miami vs Virginia Tech
02-27-17 8:00 PM at Cassell Coliseum, Blacksburg, Va.
Miami 61 • 20-9 10-7

Box score table for Miami vs Virginia Tech. Columns include Player, FG, 3-PT, Rebounds, PF, TP, A, TO, Blk, Stl, Min. Total: 61-20-9 10-7

FG % 1st Half: 10-26 38.5% 2nd half: 11-23 47.8% OT: 21-49 42.9% Deaball Rebounds
3FG % 1st Half: 4-10 40.0% 2nd half: 3-11 27.3% OT: 7-21 33.3%
FT % 1st Half: 2-4 50.0% 2nd half: 10-13 76.9% OT: 12-17 70.6%

Virginia Tech 66 • 21-8, 10-7

Box score table for Virginia Tech. Columns include Player, FG, 3-PT, Rebounds, PF, TP, A, TO, Blk, Stl, Min. Total: 66-21-8, 10-7

FG % 1st Half: 9-18 50.0% 2nd half: 10-19 52.6% OT: 19-37 51.4% Deaball Rebounds
3FG % 1st Half: 6-12 50.0% 2nd half: 4-8 50.0% OT: 10-20 50.0%
FT % 1st Half: 3-6 50.0% 2nd half: 15-20 75.0% OT: 18-26 69.2%

Officials: Les Jones, Terry Wymmer, Bert Smith
Technical Fouls: Miami-None, Virginia Tech-None.
Attendance: 6962
Miami is ranked #25 in the AP Poll.

Score by periods table for Miami vs Virginia Tech. Columns: 1st, 2nd, Total. Miami: 26, 35, 61. Virginia Tech: 27, 39, 66.

Last FG - UM 2nd-00:22, VT 2nd-02:12.
Largest lead - UM by 2 2nd-19:44, VT by 9 1st-17:24.
UM led for 04:51, VT led for 31:56. Game was tied for 03:13.



# 2016-17 MIAMI HURRICANES



**0**

**JA'QUAN NEWTON**  
Jr. | G | 6-2 | 187  
Philadelphia, Pa.  
Neumann-Goretti HS




**2**

**MIKE ROBINSON**  
So. | G | 5-10 | 170  
New Britain, Conn.  
New Britain HS



**3**

**ANTHONY LAWRENCE, JR.**  
So. | G | 6-7 | 210  
St. Petersburg, Fla.  
Lakewood Senior HS



**4**

**DEJAN "DJ" VASILJEVIC**  
Fr. | G | 6-3 | 198  
Melbourne, Australia  
Australian Institute of Sport



**5**

**DAVON REED**  
Sr. | G | 6-6 | 220  
Ewing, N.J.  
Princeton Day School



**11**

**BRUCE BROWN**  
Fr. | G | 6-5 | 190  
Boston, Mass.  
Vermont Academy




**14**

**RODNEY MILLER, JR.**  
Fr. | C | 7-0 | 258  
Laurelton, N.Y.  
Oak Hill Academy



**15**

**EBUKA IZUNDU**  
So. | C | 6-10 | 231  
Charlotte, N.C. | Nigeria  
Victory Christian Center



**20**

**DEWAN HUELL**  
Fr. | F | 6-11 | 220  
Miami, Fla.  
Miami Norland HS




**21**

**KAMARI MURPHY**  
RSr. | F | 6-8 | 220  
Brooklyn, N.Y.  
Oklahoma State | IMG | Lincoln HS



**32**

**SAM WAARDENBURG**  
Fr. | F | 6-9 | 205  
Henderson, New Zealand  
Rangitoto College HS



**35**

**CHRIS STOWELL**  
Jr. | F | 6-6 | 208  
Exeter, N.H.  
Tilton School | Exeter




**JIM LARRAÑAGA**  
Head Coach



**CHRIS CAPUTO**  
Associate Head Coach




**JAMAL BRUNT**  
Assistant Coach



**ADAM FISHER**  
Assistant Coach



**JAMES JOHNSON**  
Director of Operations



# 11 BRUCE BROWN

Fr. | 6-5 | 190 | Guard  
Boston, Mass. | Vermont Academy

As a freshman, recorded Miami's second triple double in program history with 11 points, 11 rebounds and 10 assists against SC State on Dec. 6, 2016.  
ACC Rookie of the Week - Dec. 12, 2016 & Feb. 28, 2017  
2016 Jordan Brand Classic All-American

- Playing both point guard and two guard at Miami.
- Feisty defender. Competitive mentality. Active rebounder from the guard position.
- Offensively can get past defenders and finish at the rim.
- Boasts a 6-8 wingspan.
- Bench: 275 lbs. Added 50 lbs on bench since arrival at UM in July 2016.
- Increased 185 bench from eight reps to 16 from July to October 2016.
- Vertical: 42-inches, on 3-step approach.
- Five-star shooting guard at Vermont Academy in Saxton's River, Vt. Played at Vermont Academy two seasons.
- Ranked No. 30 by ESPN, No. 44 per Scout and No. 49 by Rivals.
- Won 2016 New England Prep School Basketball Class AA State Tournament.
- Named 2016 NEPSAC Tournament MVP ... First Team All-NEPSAC.
- Nike Basketball Academy, the NBPA Top 100 Camp and Nike Elite 100.
- Second Team All-EYBL performer playing for Boston Amateur Basketball Club ... With BABC at the Peach Jam in 2015, averaged 15.6 points, 5.6 rebounds, 2.0 steals, 1.8 assists and 1.4 blocks per game.
- Multi-sport athlete at Wakefield High School two years ... Played wide receiver and strong safety on the football team ... Also played baseball and JV soccer.
- Born Aug. 15, 1996 in Boston. Son of Roberta Brown and Bruce Brown. Brother to 10 siblings. Cousin of Jalen Adams (UConn).
- Started playing basketball at age six, first dunk was in eighth grade.
- Recorded Miami's second triple double in program history with 11 points, 11 rebounds and 10 assists against SC State on Dec. 6, 2016, the same day his uncle passed away and the team played the game "for Bruce's uncle".
- Favorites: Athlete: Russell Westbrook. Athlete in another sport: Neymar. Pro sports team: Patriots. Meal: Fried chicken / mac & cheese. Midnight snack: Zebra cakes. Video game: FIFA. Ice Cream: Vanilla. Cereal: Frosted Cheerios. Movie: Friday. TV Show: SportsCenter.
- When I played ball as a kid, I pretended I was: Rajon Rondo. When I was little, I wanted to be a: Police officer.

TRIPLE-DOUBLES			
Opposition	P	R	A
SC State	11	11	10
DOUBLE-DOUBLES			
Opposition	P	R	
SC State	11	11	
George Washington	14	12	

## BROWN HIGHS

### Points

Season: 30, vs. North Carolina, 1/28/17  
ACC: 30, vs. North Carolina, 1/28/17

### Rebounds

Season: 12, vs. Geo. Washington, 12/22/16  
ACC: 9, vs. Notre Dame, 1/12/17

### Assists

Season: 10, vs. SC State, 12/6/16  
ACC: 6 (2x) last at NC State, 2/4/17

### Steals

Season: 3 (4x) last vs. NC State, 12/31/16  
ACC: 3, vs. NC State, 12/31/16

### Blocked Shots

Season: 3 (2x) last vs. Notre Dame, 1/12/17  
ACC: 3, vs. Notre Dame, 1/12/17

### Field Goals

Season: 11, vs. Duke, 2/25/17  
ACC: 11, vs. Duke, 2/25/17

### Field Goal Attempts

Season: 18, vs. Duke, 2/25/17  
ACC: 18, vs. Duke, 2/25/17

### Free Throws

Season: 10, vs. North Carolina, 1/28/17  
ACC: 10, vs. North Carolina, 1/28/17

### Free Throw Attempts

Season: 13, vs. North Carolina, 1/28/17  
ACC: 13, vs. North Carolina, 1/28/17

### 3-Point Field Goals

Season: 4, vs. North Carolina, 1/28/17  
ACC: 4, vs. North Carolina, 1/28/17

### 3-Point Field Goal Attempts

Season: 6, vs. North Carolina, 1/28/17  
ACC: 6, vs. North Carolina, 1/28/17

### Minutes


Season: 44, at Virginia, 2/20/17  
ACC: 44, at Virginia, 2/20/17

## BROWN CAREER STATISTICS

Season	GP	GS	Min.	Avg.	3-Point			Free Throws			Rebounds				Scoring										
					FGA	Pct.	FT	FTA	Pct.	Off.	Def.	Tot.	Avg.	PF	FO	Ast.	TO	Blk	Stl	Pts.	Avg.				
2016-17	29	25	926	31.9	117	258	.453	28	81	.346	82	111	.739	46	126	172	5.9	72	2	99	61	17	43	344	11.9

### BROWN 2016-17

Opponent	Date	GS	TOTAL				3-PTS			FREE THROWS			REBOUNDS				PF	FO	A	TO	Blk	Stl	Pts	Avg
			Min	FG	FGA	Pct	3FG	FGA	Pct	FT	FTA	Pct	Off	Def	Tot	Avg								
W Carolina	11-11-16		25	2	8	.250	0	2	.000	3	6	.500	1	7	8	8.0	0	0	5	1	1	0	7	7.0
at North Florida	11-16-16		25	3	7	.429	0	1	.000	1	2	.500	2	4	6	7.0	1	0	2	0	0	2	7	7.0
Penn	11-19-16	*	27	6	10	.600	1	3	.333	2	2	1.000	2	3	5	6.3	2	0	1	1	3	3	15	9.7
vs Stanford	11-24-16		22	3	8	.375	0	2	.000	4	6	.667	2	4	6	6.3	3	0	2	0	0	1	10	9.8
vs Iowa State	11-25-16		21	1	5	.200	0	2	.000	0	0	.000	2	5	7	6.4	5	1	2	4	0	1	2	8.2
vs Florida	11-27-16	*	35	6	13	.462	2	4	.500	1	2	.500	3	1	4	6.0	3	0	1	2	0	2	15	9.3
RUTGERS	11-30-16	*	28	4	6	.667	0	1	.000	3	3	1.000	2	7	9	6.4	3	0	2	5	0	0	11	9.6
vs Wofford	12-03-16	*	37	3	4	.750	2	3	.667	4	4	1.000	2	3	5	6.3	1	0	1	2	0	3	12	9.9
SC STATE	12-06-16	*	30	5	11	.455	0	3	.000	1	2	.500	3	8	11	6.8	3	0	10	2	0	2	11	10.0
FAU	12-16-16	*	38	4	11	.364	0	3	.000	6	8	.750	2	6	8	6.9	2	0	6	2	0	2	14	10.4
GEO. WASH.	12-22-16	*	33	3	9	.333	2	2	1.000	6	6	1.000	2	10	12	7.4	1	0	2	0	0	0	14	10.7
COLUMBIA	12-28-16	*	33	3	7	.429	1	3	.333	1	2	.500	0	6	6	7.3	3	0	5	3	1	3	8	10.5
NC STATE	12-31-16	*	26	7	11	.636	1	2	.500	2	4	.500	3	5	8	7.3	4	0	4	2	1	3	17	11.0
at Syracuse	01-04-17	*	33	3	8	.375	2	4	.500	1	2	.500	4	3	7	7.3	2	0	2	2	0	1	9	10.9
NOTRE DAME	01-12-17	*	30	2	6	.333	2	3	.667	1	3	.333	2	7	9	7.4	1	0	1	4	3	1	7	10.6
at Pitt	01-14-17	*	32	7	13	.538	3	5	.600	0	0	.000	2	4	6	7.3	3	0	3	3	1	2	17	11.0
at Wake Forest	01-18-17	*	31	4	7	.571	0	1	.000	1	1	1.000	0	3	3	7.1	4	0	1	0	0	1	9	10.9
at Duke	01-21-17	*	38	6	10	.600	2	3	.667	1	1	1.000	0	5	5	6.9	2	0	6	1	1	2	15	11.1
BOSTON COLLEGE	01-25-17	*	35	4	8	.500	1	2	.500	3	7	.429	0	6	6	6.9	2	0	4	0	1	2	12	11.2
NORTH CAROLINA	01-28-17	*	34	8	11	.727	4	6	.667	10	13	.769	1	3	4	6.8	2	0	5	4	2	2	30	12.1
FLORIDA STATE	02-01-17	*	36	4	10	.400	0	1	.000	9	11	.818	2	3	5	6.7	3	0	1	4	0	2	17	12.3
at NC State	02-04-17	*	32	3	8	.375	1	3	.333	0	0	.000	1	1	2	6.5	2	0	6	1	0	1	7	12.1
VIRGINIA TECH	02-08-17	*	32	1	12	.083	0	5	.000	0	0	.000	0	5	5	6.4	3	0	4	2	0	1	2	11.7
at LOUISVILLE	02-11-17	*	36	4	10	.400	0	1	.000	4	6	.667	2	5	7	6.4	3	0	4	3	0	0	12	11.7
GEORGIA TECH	02-15-17	*	37	1	4	.250	0	2	.000	6	6	1.000	1	2	3	6.3	1	0	5	4	0	1	8	11.5
CLEMSON	02-18-17	*	29	4	8	.500	1	3	.333	0	0	.000	2	3	5	6.2	3	0	5	2	0	0	9	11.4
at Virginia	02-20-17	*	44	2	7	.286	1	4	.250	9	10	.900	1	2	3	6.1	2	0	0	4	1	2	14	11.5
DUKE	02-25-17	*	36	11	18	.611	1	2	.500	2	2	1.000	1	3	4	6.0	3	0	4	1	2	2	25	12.0
at Virginia Tech	02-27-17	*	31	3	8	.375	1	5	.200	1	2	.500	1	2	3	5.9	5	1	5	2	0	1	8	11.9



# 20 DEWAN HUELL

Fr. | 6-11 | 220 | Forward  
Miami, Fla. | Miami Norland HS

## 2016 McDonald's All-American

- Name is pronounced Duh-wan Hue-ull
- Five-star, top-25 power forward from local Norland High in Miami, Fla.
- Explosive player with ability to dunk in traffic.
- Good touch around the rim, developing baby hook shot.
- Elevates above the defense to score.
- Weighed 214 lbs in July 2016, up to 227 lbs by October.
- Never lifted weights before coming to UM.
- Ranked the No. 21 player by ESPN, No. 23 by Rivals and No. 25 by Scout.
- Named top player in the state of Florida by Scout. Second in the state by ESPN and Rivals.
- Nike Elite 100, LeBron James Skills Academy, adidas Nations Atlanta, adidas Nations California, Elite 24 all-star game, UA All-America Camp and the NBPA Top 100 Camp. adidas US select U-18 team at adidas Eurocamp in Treviso, Italy.
- Played AAU ball for Team Breakdown.
- Led the Norland Vikings to three state championships.
- Miami Herald* Class 9A-6A Male Athlete of the Year. Two-time *Miami Herald* Class 8A-6A Boy's Basketball Player of the Year.
- Averaged 16.5 points, 8.7 rebounds and 1.8 blocks per game as a senior. Posted 19.2 points and 9.1 rebounds as a junior, 10.9 ppg, 7.9 rpg as a sophomore and 4.8 ppg and 3.7 rpg as a freshman at Norland.
- Also was on the track team where he participated in the 800 meter run and the high jump.
- Chose hometown Miami over offers from Kansas, North Carolina, Florida State, Florida and Louisville.
- Nickname is Stretch.
- Born Dec. 9, 1996 in Miami. Son of Christina Fernandez. Brother to six siblings: Three brothers – Dewell, Dewanis and Dylan (deceased); Three sisters – Deanna, Charese and Brittany. Cousin to former Canes football player Duke Johnson.
- Majoring in sports management.

- Favorites: Athlete: LeBron James. Athlete in another sport: Floyd Mayweather. Song right now: Pray for 'em – Meek Mills. Pro sports team: Heat. Meal: Mom's lasagna. Midnight snack: Gushers. Ice Cream: Cookies and cream. Cereal: Fruit Loops. Movie: The Purge 3. TV Shows: Ballers, Power, Survivor's Remorse. Musical Artist: G Herbo.
- When I played ball as a kid, I pretended I was: LeBron. When I was little, I wanted to be: The President or an astronaut. Now my dream job is: Coach.

## HUELL HIGHS

### Points

Season: 15, at North Florida, 11/16/16  
ACC: 13, vs. Georgia Tech, 2/16/17

### Rebounds

Season: 10, vs. FAU, 12/16/16  
ACC: 8, at Wake Forest, 1/18/17

### Assists

Season: 1 (6x) last at Louisville, 2/11/17  
ACC: 1 (4x) last at Louisville, 2/11/17

### Steals

Season: 2, vs. Rutgers, 11/30/16  
ACC: 1 (7x) last vs. Georgia Tech, 2/15/17

### Blocked Shots

Season: 3, vs. Virginia Tech, 2/8/17  
ACC: 3, vs. Virginia Tech, 2/8/17

### Field Goals

Season: 6 (2x) last vs. Rutgers, 11/30/16  
ACC: 4 (2x) last vs. Georgia Tech, 2/16/17

### Field Goal Attempts

Season: 14, vs. Rutgers, 11/30/16  
ACC: 9, at Wake Forest, 1/18/17

### Free Throws

Season: 5, vs. Georgia Tech, 2/16/17  
ACC: 5, vs. Georgia Tech, 2/16/17

### Free Throw Attempts

Season: 6, vs. Georgia Tech, 2/16/17  
ACC: 6, vs. Georgia Tech, 2/16/17

### 3-Point Field Goals

Season: --  
ACC: --

### 3-Point Field Goal Attempts

Season: --  
ACC: 1, vs. NC State, 12/31/16

### Minutes

Season: 26, at Duke, 1/21/17  
ACC: 26, at Duke, 1/21/17

## HUELL CAREER STATISTICS

Season	GP	GS	Min.	Avg. FG	FGA	Pct.	3-Point			Free Throws			Rebounds				Scoring								
							FG	FGA	Pct.	FT	FTA	Pct.	Off.	Def.	Tot.	Avg.	PF	FO	Ast.	TO	Blk	Stl	Pts.	Avg.	
2016-17	29	15	522	18.0	71	137	.518	0	2	.000	31	47	.660	45	51	96	3.3	55	0	6	26	22	12	173	6.0

### HUELL 2016-17

Opponent	Date	GS	TOTAL				3-PTS			FREE THROWS			REBOUNDS				PF	FO	A	TO	Blk	Stl	Pts	Avg
			Min	FG	FGA	Pct	3FG	FGA	Pct	FT	FTA	Pct	Off	Def	Tot	Avg								
W Carolina	11-11-16		25	5	9	.556	0	0	.000	3	3	1.000	2	5	7	7.0	2	0	1	1	1	0	13	13.0
at North Florida	11-16-16		19	6	9	.667	0	0	.000	3	3	1.000	3	5	8	7.5	4	0	0	0	1	0	15	14.0
Penn	11-19-16		24	5	6	.833	0	0	.000	1	1	1.000	5	0	5	6.7	2	0	0	2	0	0	11	13.0
vs Stanford	11-24-16		19	1	1	1.000	0	0	.000	1	2	.500	1	2	3	5.8	2	0	0	0	0	1	3	10.5
vs Iowa State	11-25-16		24	2	5	.400	0	0	.000	1	2	.500	2	4	6	5.8	4	0	0	1	1	0	5	9.4
vs Florida	11-27-16		22	4	9	.444	0	0	.000	2	2	1.000	3	3	6	5.8	2	0	1	2	1	0	10	9.5
RUTGERS	11-30-16	*	25	6	14	.429	0	0	.000	2	2	1.000	5	2	7	6.0	0	0	0	0	1	2	14	10.1
vs Wofford	12-03-16	*	13	1	3	.333	0	0	.000	0	0	.000	0	1	1	5.4	3	0	0	3	0	0	2	9.1
SC STATE	12-06-16	*	18	2	2	1.000	0	0	.000	1	2	.500	0	3	3	5.1	3	0	0	2	2	1	5	8.7
FAU	12-16-16	*	24	4	10	.400	0	0	.000	1	2	.500	4	6	10	5.6	2	0	0	0	1	1	9	8.7
GEO. WASH.	12-22-16	*	18	1	5	.200	0	0	.000	0	0	.000	0	1	1	5.2	1	0	0	0	1	0	2	8.1
COLUMBIA	12-28-16	*	17	2	2	1.000	0	0	.000	0	0	.000	0	1	1	4.8	3	0	0	1	2	0	4	7.8
NC STATE	12-31-16	*	14	0	3	.000	0	1	.000	0	0	.000	0	0	0	4.5	1	0	1	0	0	1	0	7.2
at Syracuse	01-04-17	*	19	3	5	.600	0	0	.000	0	1	.000	2	1	3	4.4	2	0	1	1	0	1	6	7.1
NOTRE DAME	01-12-17	*	10	1	1	1.000	0	0	.000	0	0	.000	0	0	0	4.1	0	0	0	0	0	0	2	6.7
at Pitt	01-14-17	*	21	2	3	.667	0	0	.000	0	0	.000	1	2	3	4.0	1	0	0	1	2	1	4	6.6
at Wake Forest	01-18-17	*	25	3	9	.333	0	0	.000	3	4	.750	2	6	8	4.2	4	0	0	0	1	0	9	6.7
at Duke	01-21-17	*	26	3	5	.600	0	0	.000	1	3	.333	3	0	3	4.2	3	0	0	3	0	0	7	6.7
BOSTON COLLEGE	01-25-17		11	4	5	.800	0	0	.000	0	1	.000	2	1	3	4.1	2	0	1	1	0	1	8	6.8
NORTH CAROLINA	01-28-17		19	2	3	.667	0	0	.000	1	2	.500	1	0	1	4.0	1	0	0	1	0	1	5	6.7
FLORIDA STATE	02-01-17		22	3	6	.500	0	0	.000	1	2	.500	1	0	1	3.8	1	0	0	0	1	0	7	6.7
at NC State	02-04-17	*	12	1	2	.500	0	0	.000	1	2	.500	1	1	2	3.7	1	0	0	1	0	0	3	6.5
VIRGINIA TECH	02-08-17	*	14	1	5	.200	0	1	.000	1	2	.500	3	2	5	3.8	2	0	0	0	3	0	3	6.4
at LOUISVILLE	02-11-17	*	14	2	2	1.000	0	0	.000	0	0	.000	0	3	3	3.8	2	0	1	1	1	1	4	6.3
GEORGIA TECH	02-15-17		21	4	7	.571	0	0	.000	5	6	.833	1	1	2	3.7	0	0	0	1	2	1	13	6.6
CLEMSON	02-18-17		17	2	4	.500	0	0	.000	2	3	.667	1	0	1	3.6	2	0	0	1	1	0	6	6.5
at Virginia	02-20-17		11	0	1	.000	0	0	.000	1	2	.500	1	0	1	3.5	2	0	0	1	0	0	1	6.3
DUKE	02-25-17		9	1	1	1.000	0	0	.000	0	0	.000	1	0	1	3.4	0	0	0	0	0	0	2	6.2
at Virginia Tech	02-27-17		9	0	0	.000	0	0	.000	0	0	.000	0	1	1	3.3	3	0	0	2	0	0	0	6.0



# 15 EBUKA IZUNDU

So. | 6-10 | 231 | Center  
Charlotte, N.C. | Lagos, Nigeria | Victory Christian Center

- First name Ebuka is pronounced E-boo-kuh. Last name is E-zoon-du.
- Born in Lagos, Nigeria. Speaks African language of Igbo.
- Moved to the United States in 2013, at age 17.
- Grew up playing soccer, then started playing basketball in 2011.
- Long and athletic body.
- Lefty with great touch around the basket.
- Potential to develop into a great ACC post scorer.
- 7-foot, 1-inch wingspan. Weighed 201 lbs as a freshman, weighed 231 in Oct. 2016.
- Benched 185 lbs upon arrival in Sept. 2015, up to 300 lbs in Oct. 2016.
- Increased 185 bench from one rep to 13 reps in one year.
- Six reps of 315 squat in Oct. 2016.
- As a freshman (2015-16) scored in double digits once with 11 points against Mississippi State in the Puerto Rico Classic.
- Signed with Charlotte, then was released from commitment after 49ers coach was let go.
- No. 134 player and No. 19 center in 2015 class by Rivals.com ... No. 70 player, No. 20 power forward and No. 5 player in North Carolina in 2015 class by 247Sports. First-team All-Charlotte Observer.
- Averaged 21.0 points, 15.0 rebounds and 6.0 blocks for Victory Christian Center School as a senior. Averaged 18.0 points, 12.0 rebounds and 6.0 blocks in junior season.
- Played AAU for Charlotte ACES
- In high school also played soccer and ran the 100 and 200 meters in track.
- Born June 28, 1996. Son of Emma and Ifeoma Izundu. One brother: Okwy; Four sisters: Chioma Ojo, Vivian, Chingo and Ifunaya.
- Majoring in sports administration.

- Favorites: Athlete: Kevin Durant. Athlete in another sport: Cristiano Ronaldo. Pro sports team: OKC Thunder. Meal: Rice, Chicken, Sweet plantains. Midnight snack: Chicken wings. Video game: Grand Theft Auto. Class at UM: Dance. Ice Cream: Strawberry. Cereal: Lucky Charms. Movie: Fast & Furious 6. TV Show: Game of Thrones. Musical Artist: Future.
- When I played ball as a kid, I pretended I was: Hakeem Olajuwon. When I was little, I wanted to be a: Soccer player. Now my dream job is: Own my own business.

## IZUNDU HIGHS

### Points

Season: 16, at NC State, 2/4/17  
Career: 16, at NC State, 2/4/17  
ACC: 16, at NC State, 2/4/17

### Rebounds

Season: 7, vs. NC State, 12/31/16  
Career: 7 (2x) last vs. NC State, 12/31/16  
ACC: 7, vs. NC State, 12/31/16

### Assists

Season: 1 (6x) last at Virginia, 2/20/17  
Career: 1 (9x) last at Virginia, 2/20/17  
ACC: 1 (5x) last at Virginia, 2/20/17

### Steals

Season: 1 (7x) last vs. Duke, 2/25/17  
Career: 1 (9x) last vs. Duke, 2/25/17  
ACC: 1 (5x) last vs. Duke, 2/25/17

### Blocked Shots

Season: 3 (3x) last vs. Notre Dame, 1/12/17  
Career: 3 (3x) last vs. Notre Dame, 1/12/17  
ACC: 3, vs. Notre Dame, 1/12/17

### Field Goals

Season: 6, at NC State, 2/4/17  
Career: 6, at NC State, 2/4/17  
ACC: 6, at NC State, 2/4/17

### Field Goal Attempts

Season: 10, vs. Clemson, 2/18/17  
Career: 10, vs. Clemson, 2/18/17  
ACC: 10, vs. Clemson, 2/18/17

### Free Throws

Season: 4 (3x) last at NC State, 2/4/17  
Career: 5, vs. Mississippi State, 11/19  
ACC: 4 (2x) last at NC State, 2/4/17

### Free Throw Attempts

Season: 5 (2x) last at NC State, 2/4/17  
Career: 7, vs. Mississippi State, 11/19  
ACC: 6, at North Carolina, 2/20/16

### 3-Point Field Goal Attempts

Career: --

### Minutes

Season: 27, at NC State, 2/4/17  
Career: 27, at NC State, 2/4/17  
ACC: 27, at NC State, 2/4/17

2015-16			
Opposition	P	R	A
UTRGV	0	0	0
Louisiana	0	0	0
vs. Miss. St.	11	7	0
vs. Utah	4	3	1
vs. Butler	DNP		
Northeastern	DNP		
at Nebraska	DNP		
Charlotte	0	0	1
Florida	0	1	0
Charleston	1	0	0
at La Salle	6	4	0
Princeton	DNP		
Syracuse	DNP		
Florida State	DNP		
at Virginia	DNP		
at Clemson	0	0	0
at Boston College	DNP		
Wake Forest	DNP		
DUKE	DNP		
at NC State	DNP		
Notre Dame	DNP		
at Georgia Tech	DNP		
Pittsburgh	2	0	0
at Florida State	0	0	0
Virginia Tech	0	0	0
at North Carolina	6	2	1
Virginia	DNP		
Louisville	DNP		
at Notre Dame	DNP		
at Virginia Tech	2	0	0
vs. Virginia Tech	DNP		
vs. Virginia	DNP		
vs. Buffalo	DNP		
vs. Wichita State	DNP		
vs. Villanova	0	2	0

## IZUNDU CAREER STATISTICS

Season	GP	GS	Min.	Avg.	3-Point			Free Throws			Rebounds				Scoring										
					FG	FGA	Pct.	FT	FTA	Pct.	Off.	Def.	Tot.	Avg.	PF	FO	Ast.	TO	Blk	Stl	Pts.	Avg.			
2015-16	15	0	79	5.3	10	16	.625	0	0	.000	12	19	.632	13	6	19	1.3	17	0	3	5	3	2	32	2.1
2016-17	28	9	366	13.1	51	91	.560	0	0	.000	26	36	.722	42	47	89	3.2	64	2	6	26	24	7	128	4.6
TOTAL	43	9	445	10.3	61	107	.570	0	0	.000	38	55	.691	55	53	108	2.5	81	2	9	31	27	9	160	3.7

## IZUNDU 2016-17

Opponent	Date	GS	Min	FG	FGA	Pct	3-PTS	3FG	FGA	Pct	FREE THROWS	FT	FTA	Pct	REBOUNDS	Off	Def	Tot	Avg	PF	FO	A	TO	Blk	Stl	Pts	Avg	
W Carolina	11-11-16	*	13	5	5	1.000	0	0	0	.000	4	4	1.000	2	3	5	5.0	3	0	1	3	1	1	14	14.0			
at North Florida	11-16-16	*	4	2	2	1.000	0	0	0	.000	0	0	.000	3	1	4	4.5	1	0	0	0	0	0	4	9.0			
Penn	11-19-16		DNP - lower left extremity injury																									
vs Stanford	11-24-16	*	11	0	2	.000	0	0	0	.000	0	0	.000	2	1	3	4.0	2	0	0	1	1	0	0	6.0			
vs Iowa State	11-25-16	*	9	0	0	.000	0	0	0	.000	0	0	.000	1	2	3	3.8	1	0	0	1	1	0	0	4.5			
vs Florida	11-27-16		2	0	0	.000	0	0	0	.000	0	0	.000	0	0	0	3.0	2	0	0	0	0	0	0	3.6			
RUTGERS	11-30-16		12	2	2	1.000	0	0	0	.000	0	0	.000	0	2	2	2.8	4	0	0	2	3	0	4	3.7			
vs Wofford	12-03-16		15	3	5	.600	0	0	0	.000	3	4	.750	3	2	5	3.1	3	0	0	3	1	1	9	4.4			
SC STATE	12-06-16		17	4	7	.571	0	0	0	.000	1	2	.500	2	1	3	3.1	0	0	0	1	3	0	9	5.0			
FAU	12-16-16		6	0	0	.000	0	0	0	.000	2	2	1.000	1	1	2	3.0	4	0	0	3	0	1	2	4.7			
GEO. WASH.	12-22-16		20	4	6	.667	0	0	0	.000	4	5	.800	3	1	4	3.1	1	0	0	0	1	0	12	5.4			
COLUMBIA	12-28-16		16	2	3	.667	0	0	0	.000	2	2	1.000	1	2	3	3.1	2	0	1	0	1	1	6	5.5			
NC STATE	12-31-16		19	1	2	.500	0	0	0	.000	1	2	.500	4	3	7	3.4	3	0	0	1	0	0	3	5.3			
at Syracuse	01-04-17		7	0	1	.000	0	0	0	.000	0	0	.000	1	1	2	3.3	2	0	0	0	1	0	0	4.8			
NOTRE DAME	01-12-17		10	1	1	1.000	0	0	0	.000	0	0	.000	1	3	4	3.4	3	0	0	0	3	0	2	4.6			
at Pitt	01-14-17		9	1	3	.333	0	0	0	.000	0	0	.000	1	1	2	3.3	2	0	0	1	0	0	2	4.5			
at Wake Forest	01-18-17		10	3	4	.750	0	0	0	.000	0	0	.000	2	3	5	3.4	5	1	0	1	0	0	6	4.6			
at Duke	01-21-17		14	0	2	.000	0	0	0	.000	0	2	.000	1	1	2	3.3	1	0	1	1	0	0	0	4.3			
BOSTON COLLEGE	01-25-17		6	0	2	.000	0	0	0	.000	0	0	.000	0	2	2	3.2	2	0	0	0	0	0	0	4.1			
NORTH CAROLINA	01-28-17		8	0	1	.000	0	0	0	.000	0	0	.000	0	3	3	3.2	2	0	0	0	2	0	0	3.8			
FLORIDA STATE	02-01-17		5	0	0	.000	0	0	0	.000	0	0	.000	1	0	1	3.1	0	0	0	1	0	0	0	3.7			
at NC State	02-04-17		27	6	9	.667	0	0	0	.000	4	5	.800	4	2	6	3.2	5	1	0	2	1	1	16	4.2			
VIRGINIA TECH	02-08-17		19	4	6	.667	0	0	0	.000	0	0	.000	1	0	1	3.1	2	0	1	0	1	0	8	4.4			
at LOUISVILLE	02-11-17		15	3	4	.750	0	0	0	.000	2	2	1.000	2	3	5	3.2	4	0	0	3	2	0	8	4.6			
GEORGIA TECH	02-15-17	*	13	1	2	.500	0	0	0	.000	0	0	.000	0	3	3	3.2	0	0	0	0	0	0	2	4.5			
CLEMSON	02-18-17	*	25	5	10	.500	0	0	0	.000	2	4	.500	1	1	2	3.2	3	0	1	1	0	1	12	4.8			
at Virginia	02-20-17	*	20	3	5	.600	0	0	0	.000	0	0	.000	2	1	3	3.2	3	0	1	1	0	0	6	4.8			
DUKE	02-25-17	*	18	1	5	.200	0	0	0	.000	1	2	.500	3	2	5	3.2	1	0	0	0	2	1	3	4.7			
at Virginia Tech	02-27-17	*	16	0	2	.000	0	0	0	.000	0	0	.000	0	2	2	3.2	3	0	0	0	0	0	0	4.6			



# 3 ANTHONY LAWRENCE, JR.

So. | 6-7 | 210 | Guard  
St. Petersburg, Fla. | Lakewood Senior HS

- Nickname is Amp.
- Can play multiple positions. Was point guard in high school and plays small forward at Miami.
- Athletic and can attack the basket with authority.
- Son of a high school coach.
- Increased 185 bench to 18 reps as a sophomore, from 12 as a freshman.
- Benched personal best 320 lbs in Oct. 2016. Has added 15 lbs on bench since March 2016.
- Led Lakewood Senior High School team to the Class 5A state championship game as a junior. Scored 18 points in the championship game and totaled 25 rebounds in two state tournament games.
- Averaged 20 points and 13 rebounds as a junior at Lakewood. In sophomore campaign, averaged 21 points, eight rebounds and four steals.
- Listed as a three-star recruit by ESPN.
- Played AAU ball for Each 1 Teach 1 Elite.
- Also was on the track team in high school, participating in the high jump.
- Born Sept. 6, 1996 in St. Petersburg, Fla. Son of Anthony Sr. and Zelia One sister, Taylor.
- Father, Anthony Lawrence Sr., was a two-year letterman at Miami from 1991-93 and after college, played overseas in Portugal, Mexico and the Dominican Republic. Uncle, Patrick, also played at Miami from 1991-94.
- Majoring in sports administration.
- Played in first basketball game at age four.

• Favorites: Athlete: LeBron. Athlete in another sport: Lionel Messi. Pro sports team: Warriors. Meal: Crabs. Midnight snack: Gushers. Class at UM: Dance. Book: More than a Game – LeBron James. Ice Cream: Vanilla. Cereal: Captain Crunch with Crunch Berries. Movie: Friday. TV Show: Martin. Musical Artist: Young Thug.

• When I played ball as a kid, I pretended I was: LeBron. My first job was: Swept floors at a barber shop. When I was little, I wanted to be a: Rapper or NBA player. Now my dream job is: Rapper.

## LAWRENCE, JR. HIGHS

### Points

Season: 19, at NC State, 2/4/17  
 Career: 19 at NC State, 2/4/17  
 ACC: 19, at NC State, 2/4/17

### Rebounds

Season: 9, vs. Notre Dame, 1/12/17  
 Career: 9, vs. Notre Dame, 1/12/17  
 ACC: 9, vs. Notre Dame, 1/12/17

### Assists

Season: 5 (2x) last at Virginia, 2/20/17  
 Career: 5 (2x) last at Virginia, 2/20/17  
 ACC: 5 (2x) last at Virginia, 2/20/17

### Steals

Season: 4 (2x) last vs. Stanford, 11/24/16  
 Career: 4 (2x) last vs. Stanford, 11/24/16  
 ACC: 3 (2x) last vs. Clemson, 2/18/17

### Blocked Shots

Season: 3, vs. Western Carolina, 11/11/16  
 Career: 3, vs. Western Carolina, 11/11/16  
 ACC: 2 (2x) last vs. Virginia Tech, 2/17/16

### Field Goals

Season: 7, at NC State, 2/4/17  
 Career: 7, at NC State, 2/4/17  
 ACC: 7, at NC State, 2/4/17

### Field Goal Attempts

Season: 9 (5x) last at Virginia Tech, 2/27/17  
 Career: 9 (5x) last at Virginia Tech, 2/27/17  
 ACC: 9 (4x) last at Virginia Tech, 2/27/17

### Free Throws

Season: 4 (5x) last at Virginia, 2/20/17  
 Career: 5, vs. Louisiana, 11/16/15  
 ACC: 4 (5x) last at Virginia, 2/20/17

### Free Throw Attempts

Season: 5 (3x) last vs. Georgia Tech, 2/15/17  
 Career: 6 (2x) last vs. Mississippi State, 11/19/15  
 ACC: 5 (2x) last vs. Georgia Tech, 2/15/17

### 3-Point Field Goals

Season: 4, at Wake Forest, 1/18/17  
 Career: 4 (2x) last at Wake Forest, 1/18/17  
 ACC: 4 (2x) last at Wake Forest, 1/18/17

### 3-Point Field Goal Attempts

Season: 8, at Wake Forest, 1/18/17  
 Career: 8, at Wake Forest, 1/18/17  
 ACC: 8, at Wake Forest, 1/18/17

### Minutes

Season: 40, at Virginia, 2/20/17  
 Career: 40, at Virginia, 2/20/17  
 ACC: 40, at Virginia, 2/20/17

2015-16			
Opposition	P	R	A
UTRGV	1	2	0
Louisiana	12	6	4
vs. Miss. St.	10	4	2
vs. Utah	0	0	2
vs. Butler	7	1	1
Northeastern	0	1	0
at Nebraska	13	7	0
Charlotte	9	1	1
Florida	DNP		
Charleston	11	2	1
at La Salle	2	2	3
Princeton	0	1	0
Syracuse	1	2	0
Florida State	0	0	0
at Virginia	0	1	0
at Clemson	3	1	0
at Boston College	0	0	1
Wake Forest	0	0	0
DUKE	DNP		
at NC State	0	0	0
Notre Dame	18	2	0
at Georgia Tech	5	3	3
Pittsburgh	2	1	0
at Florida State	3	1	1
Virginia Tech	5	2	0
at North Carolina	11	4	2
Virginia	1	3	2
Louisville	3	2	1
at Notre Dame	0	1	2
at Virginia Tech	2	4	0
vs. Virginia Tech	4	2	1
vs. Virginia	5	4	0
vs. Buffalo	0	0	0
vs. Wichita State	0	2	0
vs. Villanova	8	1	0

LAWRENCE CAREER STATISTICS								3-Point			Free Throws			Rebounds				Scoring							
Season	GP	GS	Min.	Avg.	FG	FGA	Pct.	FG	FGA	Pct.	FT	FTA	Pct.	Off.	Def.	Tot.	Avg.	PF	FO	Ast.	TO	Blk	Stl	Pts.	Avg.
2015-16	33	0	397	12.0	47	92	.511	18	42	.429	24	40	.600	29	34	63	1.9	39	0	27	13	11	17	136	4.1
2016-17	29	14	747	25.8	68	157	.433	31	85	.365	43	58	.741	24	91	115	4.0	66	1	51	40	14	38	210	7.2
TOTAL	62	14	1144	18.5	115	249	.462	49	127	.386	67	98	.684	53	125	178	2.9	105	1	78	53	25	55	346	5.6

LAWRENCE 2016-17				TOTAL			3-PTS			FREE THROWS			REBOUNDS											
Opponent	Date	GS	Min	FG	FGA	Pct	3FG	FGA	Pct	FT	FTA	Pct	Off	Def	Tot	Avg	PF	FO	A	TO	Blk	Stl	Pts	Avg
W Carolina	11-11-16	*	23	3	5	.600	1	1	1.000	1	1	1.000	1	5	6	6.0	2	0	3	1	3	3	8	8.0
at North Florida	11-16-16	*	31	4	8	.500	1	3	.333	1	2	.500	1	4	5	5.5	1	0	2	4	1	1	10	9.0
Penn	11-19-16	*	33	0	3	.000	0	1	.000	0	0	.000	0	3	3	4.7	3	0	2	3	1	4	0	6.0
vs Stanford	11-24-16	*	24	6	9	.667	3	6	.500	3	3	1.000	0	3	3	4.3	3	0	1	2	0	4	18	9.0
vs Iowa State	11-25-16	*	24	1	6	.167	0	2	.000	4	5	.800	0	2	2	3.8	4	0	0	2	0	1	6	8.4
vs Florida	11-27-16	*	20	1	4	.250	0	3	.000	0	0	.000	0	3	3	3.7	5	1	2	1	0	1	2	7.3
RUTGERS	11-30-16		25	2	6	.333	1	4	.250	3	4	.750	0	4	4	3.7	0	0	0	1	0	2	8	7.4
vs Wofford	12-03-16		17	1	2	.500	1	2	.500	0	0	.000	0	5	5	3.9	1	0	1	2	0	0	3	6.9
SC STATE	12-06-16		23	1	4	.250	1	3	.333	2	2	1.000	1	6	7	4.2	2	0	1	0	1	0	5	6.7
FAU	12-16-16		23	4	5	.800	3	3	1.000	2	4	.500	3	3	6	4.4	3	0	0	1	0	1	13	7.3
GEO. WASH.	12-22-16		21	1	3	.333	0	0	.000	0	0	.000	0	2	2	4.2	3	0	2	1	1	1	2	6.8
COLUMBIA	12-28-16		29	4	6	.667	0	1	.000	2	5	.400	3	2	5	4.3	3	0	1	3	2	3	10	7.1
NC STATE	12-31-16		28	3	8	.375	0	4	.000	0	2	.000	2	3	5	4.3	2	0	1	1	0	2	6	7.0
at Syracuse	01-04-17		6	0	1	.000	0	0	.000	0	0	.000	0	0	0	4.0	2	0	1	1	0	0	0	6.5
NOTRE DAME	01-12-17		25	2	9	.222	1	2	.500	1	2	.500	7	2	9	4.3	1	0	1	1	1	1	6	6.5
at Pitt	01-14-17		26	4	5	.800	1	1	1.000	0	0	.000	1	4	5	4.4	4	0	2	0	0	2	9	6.6
at Wake Forest	01-18-17		23	4	8	.500	4	8	.500	4	4	1.000	0	0	0	4.1	3	0	2	1	0	0	16	7.2
at Duke	01-21-17		14	0	3	.000	0	2	.000	0	0	.000	0	0	0	3.9	4	0	0	0	0	0	0	6.8
BOSTON COLLEGE	01-25-17	*	30	2	5	.400	2	4	.500	1	2	.500	1	5	6	4.0	1	0	1	3	0	0	7	6.8
NORTH CAROLINA	01-28-17	*	31	1	5	.200	1	4	.250	0	0	.000	0	4	4	4.0	3	0	4	1	1	3	3	6.6
FLORIDA STATE	02-01-17	*	30	1	4	.250	0	3	.000	0	0	.000	0	2	2	3.9	2	0	1	0	0	0	2	6.4
at NC State	02-04-17		32	7	9	.778	3	5	.600	2	2	1.000	1	3	4	3.9	1	0	2	1	1	0	19	7.0
VIRGINIA TECH	02-08-17		29	5	7	.714	2	4	.500	0	0	.000	1	3	4	3.9	2	0	3	0	0	2	12	7.2
at LOUISVILLE	02-11-17		26	1	5	.200	1	4	.250	4	4	1.000	1	2	3	3.9	1	0	3	0	1	0	7	7.2
GEORGIA TECH	02-15-17	*	29	0	1	.000	0	0	.000	4	5	.800	0	4	4	3.9	2	0	2	6	0	1	4	7.0
CLEMSON	02-18-17	*	37	4	9	.444	2	5	.400	0	1	.000	1	3	4	3.9	0	0	5	0	0	3	10	7.2
at Virginia	02-20-17	*	40	0	4	.000	0	3	.000	4	4	1.000	0	6	6	4.0	4	0	5	2	1	1	4	7.0
DUKE	02-25-17	*	20	0	4	.000	0	2	.000	2	2	1.000	0	3	3	3.9	2	0	2	2	0	1	2	6.9
at Virginia Tech	02-27-17	*	28	6	9	.667	3	5	.600	3	4	.750	0	5	5	4.0	2	0	1	0	0	1	18	7.2



# 14 RODNEY MILLER

Fr. | 7-0 | 258 | Center  
Laurelton, N.Y. | Oak Hill Academy (Va.)

- Soft touch around the rim.
  - Never lifted weights in high school. Increased 185 bench from one rep to four reps in three months.
  - Consensus four-star recruit, ranked No. 90 overall by Scout.com and No. 96 by 247.com. As a center, was ranked No. 15 by ESPN and No. 17 by Scout.com.
  - Has a 7-foot-1-inch wingspan.
  - Played AAU ball for the NY Lightning.
  - In 2014 participated in the Nike Elite 100.
  - On Oak Hill's Honor Court, a leadership committee where student members are chosen by the administration for their citizenship and sound ethical and moral judgment.
  - Also played baseball and water polo in school.
  - Played freshman season at St. Benedict's (N.J.).
  - Born Dec. 29, 1996. Son of Maria and Rodney Miller, Sr. Brother to Sasha.
  - Majoring in business and finance.
  - Started playing basketball at age 11 and first dunk was at age 12, in the Rucker League.
- Favorites: Athlete: Bill Russell. Athlete in another sport: Cristiano Ronaldo. Pro sports team: NY Knicks. Meal: Mom's meatloaf / mashed potatoes. Midnight snack: Honey Bun. Class at UM: Public Speaking. Ice Cream: Rocky Road. Cereal: Cinnamon Toast Crunch. Movie: Space Jam. TV Show: The Flash.
- No one can believe I watch: Naruto (anime). My dream job is: Businessman in NBA.

## MILLER HIGHS

### Points

Season: 5, vs. Western Carolina, 11/11/16  
ACC: 3, vs. Florida State, 2/1/17

### Rebounds

Season: 3, at North Florida, 11/16/16  
ACC: --

### Assists

Season: --  
ACC: --

### Steals

Season: --  
ACC: --

### Blocked Shots

Season: 1, vs. NC State, 12/31/16  
ACC: 1, vs. NC State, 12/31/16

### Field Goals

Season: 2, at North Florida, 11/16/16  
ACC: --

### Field Goal Attempts

Season: 4, vs. Western Carolina, 11/11/16  
ACC: 1, at Pitt, 1/14/17

### Free Throws

Season: 3, vs. Western Carolina, 11/11/16  
ACC: 1, at Wake Forest, 1/18/17

### Free Throw Attempts

Season: 6, vs. Western Carolina, 11/11/16  
ACC: 2, at Wake Forest, 1/18/17

### 3-Point Field Goals

Season: --  
ACC: --

### 3-Point Field Goal Attempts

Season: --  
ACC: --

### Minutes

Season: 11, at North Florida, 11/16/16  
ACC: 3, vs. NC State, 12/31/16

## MILLER CAREER STATISTICS


Season	GP	GS	Min.	Avg.	3-Point			Free Throws			Rebounds				Scoring										
					FG	FGA	Pct.	FT	FTA	Pct.	Off.	Def.	Tot.	Avg.	PF	FO	Ast.	TO	Blk	Stl	Pts.	Avg.			
2016-17	13	0	48	3.7	4	8	.500	0	0	.000	4	9	.444	3	4	7	0.5	5	0	0	1	1	0	12	0.9

### MILLER 2016-17

Opponent	Date	GS	Min	FG	FGA	Pct	3-PTS	3FG	3FGA	Pct	FREE THROWS	FT	FTA	Pct	REBOUNDS	Off	Def	Tot	Avg	PF	FO	A	TO	Blk	Stl	Pts	Avg
W Carolina	11-11-16		10	1	4	.250	0	0	.000	0	0	0	0	.500	2	0	2	2.0	1	0	0	0	0	0	0	5	5.0
at North Florida	11-16-16		11	2	2	1.000	0	0	.000	0	0	0	0	.000	1	2	3	2.5	2	0	0	0	0	0	0	4	4.5
Penn	11-19-16		4	1	1	1.000	0	0	.000	0	0	0	0	.000	0	0	0	1.7	1	0	0	0	0	0	0	2	3.7
vs Stanford	11-24-16		DNP																								
vs Iowa State	11-25-16		DNP																								
vs Florida	11-27-16		1	0	0	.000	0	0	.000	0	0	0	0	.000	0	0	0	1.3	0	0	0	0	0	0	0	0	2.8
RUTGERS	11-30-16		2	0	0	.000	0	0	.000	0	1	.000	0	0	0	0	0	1.0	1	0	0	0	0	0	0	0	2.2
vs Wofford	12-03-16		DNP																								
SC STATE	12-06-16		7	0	0	.000	0	0	.000	0	0	0	0	.000	0	2	2	1.2	0	0	0	1	0	0	0	0	1.8
FAU	12-16-16		3	0	0	.000	0	0	.000	0	0	0	0	.000	0	0	0	1.0	0	0	0	0	0	0	0	0	1.6
GEO. WASH.	12-22-16		DNP																								
COLUMBIA	12-28-16		DNP																								
NC STATE	12-31-16		3	0	0	.000	0	0	.000	0	0	0	0	.000	0	0	0	0.9	0	0	0	0	1	0	0	0	1.4
at Syracuse	01-04-17		0	0	0	.000	0	0	.000	0	0	0	0	.000	0	0	0	0.8	0	0	0	0	0	0	0	0	1.2
NOTRE DAME	01-12-17		DNP																								
at Pitt	01-14-17		2	0	1	.000	0	0	.000	0	0	0	0	.000	0	0	0	0.7	0	0	0	0	0	0	0	0	1.1
at Wake Forest	01-18-17		1	0	0	.000	0	0	.000	1	2	.500	0	0	0	0	0	0.6	0	0	0	0	0	0	1	1.1	
at Duke	01-21-17		DNP																								
BOSTON COLLEGE	01-25-17		DNP - Illness																								
NORTH CAROLINA	01-28-17		DNP - Illness																								
FLORIDA STATE	02-01-17		3	0	0	.000	0	0	.000	0	0	0	0	.000	0	0	0	0.6	0	0	0	0	0	0	0	0	1.0
at NC State	02-04-17		DNP																								
VIRGINIA TECH	02-08-17		DNP																								
at LOUISVILLE	02-11-17		1	0	0	.000	0	0	.000	0	0	0	0	.000	0	0	0	0.5	0	0	0	0	0	0	0	0	0.9
GEORGIA TECH	02-15-17		DNP																								
CLEMSON	02-18-17		DNP																								
at Virginia	02-20-17		DNP																								
DUKE	02-25-17		DNP																								
at Virginia Tech	02-27-17		DNP																								







# JA'QUAN NEWTON

Jr. | 6-2 | 187 | Guard  
Philadelphia, Pa. | Neumann-Goretti HS

- First name pronounced Juh-Quan.
- Two-guard turned starting point guard.
- Touted as one of the best sixth men in the country in 2015-16.
- Competitor with a real feel for the game. Fearless and relentless.
- Knack for getting in the lane off the dribble, then makes good decisions in the lane: floater, pass, attack.
- Improved defensively and can play multiple positions, on and off of the ball.
- 185 bench improved from one rep to nine in two seasons. Max bench is 265 lbs.
- Tremendous ability to finish eight feet and in. Working to become a better 3-point shooter.
- As a sophomore was touted by Dick Vitale as the country's best sixth man.
- Increased scoring from 4.0 ppg as a rookie to 10.5 ppg as a sophomore, the fifth-best improvement (+6.5) among ACC players.
- Ranked No. 58 in ESPN's Top 100. Ranked No. 1 in the state and 12th-best PG in the country by ESPN.
- Scored 1,972 career points in high school. Averaged 21.7 ppg as a senior, 18.0 as a junior.
- Leading scorer in both the history of the Catholic School League in Philadelphia and in Neumann-Goretti history.
- Owns three PIAA state titles. Scored 33 points and go-ahead bucket in overtime to win PIAA Class AAA Championship in 2014.
- Catholic League MVP.
- NBPA Top 100 Camp and LeBron James Skills Academy.
- Played AAU ball for Team Final, the same squad as Miami teammate Davon Reed.
- Born Ja'Quan Naasir Newton on Aug. 23, 1995 in Philadelphia. Son of the late Lisa Brown, and Joe Newton. Brother to Cary Rudd and Miing Newton.
- Mother passed away March 2014 after three-year battle with breast cancer, one day prior to state championship game in which Newton scored 33 points.
- Father was the 1998 NABC Division II national player of the year out of the University of Central Oklahoma.
- Started playing basketball at age six and first dunk was in eighth grade in an AAU game.
- Played on Cherashore Playground basketball court at 10th and Olney in Philadelphia.
- Played in the Chosen League.
- Also boxed in high school.
- Majoring in sociology at Miami.

• Favorites: Food: Fried chicken. Movie: Friday. Pro athlete: LeBron James. Subject in school: Math. Ice cream flavor: Cookies and Cream. Cartoon: Tom and Jerry. Player when I was a kid: Allen Iverson. Athlete in another sport: Cristiano Ronaldo. Pro sports team: Cavs. Midnight snack: Honey Bun. Book: Cat in the Hat. Cereal: Cinnamon Toast Crunch. TV Show: Martin. Hate to admit it, but I love: Roller skating. When I was little, I wanted to be: NBA player. Now my dream job is: Sports commentator. Why UM: Style of play and city of Miami. Ideal job after hoops: Coach.

## NEWTON HIGHS

<b>Points</b>	Season: 23, vs. Boston College, 1/25/17
	Career: 23, vs. Boston College, 1/25/17
	ACC: 23, vs. Boston College, 1/25/17
<b>Rebounds</b>	Season: 9, vs. Columbia, 12/28/16
	Career: 9, vs. Columbia, 12/28/16
	ACC: 7, vs. North Carolina, 1/28/17
<b>Assists</b>	Season: 9, vs. Wofford, 12/3/16
	Career: 9, vs. Wofford, 12/3/16
	ACC: 7 (2x) last at Wake Forest, 1/18/17
<b>Steals</b>	Season: 3 (3x) last vs. Iowa State, 11/25/16
	Career: 4 (2x) last at NC State, 1/30/16
	ACC: 4, at NC State, 1/30/16
<b>Blocked Shots</b>	Season: 1, vs. Rutgers, 11/30/16
	Career: 1 (9x) last vs. Virginia Tech, 3/10/16
	ACC: 1 (3x) last vs. Virginia, 2/22/16
<b>Field Goals</b>	Season: 9, vs. Iowa State, 11/25/16
	Career: 9, vs. Iowa State, 11/25/16
	ACC: 8, vs. Boston College, 1/25/17
<b>Field Goal Attempts</b>	Season: 16 (2x) last vs. Notre Dame, 1/12/17
	Career: 16 (2x) last vs. Notre Dame, 1/12/17
	ACC: 16, vs. Notre Dame, 1/12/17
<b>Free Throws</b>	Season: 7 (2x) last vs. Boston College, 1/25/17
	Career: 9 (2x) last vs. Virginia, 3/11/16
	ACC: 7 (2x) last vs. Boston College, 1/25/17
<b>Free Throw Attempts</b>	Season: 10 (3x) last vs. NC State, 12/31/16
	Career: 11, vs. Virginia, 3/11/16
	ACC: 10 (2x) last vs. NC State, 12/31/16
<b>3-Point Field Goals</b>	Season: 3, vs. Columbia, 12/28/16
	Career: 3, vs. Columbia, 12/28/16
	ACC: 2 (2x) last at Louisville, 2/11/17
<b>3-Point Field Goal Attempts</b>	Season: 5, vs. Columbia, 12/28/16
	Career: 5, vs. Columbia, 12/28/16
	ACC: 3 (3x) last at Louisville, 2/11/17
<b>Minutes</b>	Season: 38 (2x) last vs. Florida, 11/27/16
	Career: 38, vs. Iowa State, 11/25/16
	ACC: 36, vs. Notre Dame, 1/12/17

2014-15					2015-16				
Opposition	P	R	A		Opposition	P	R	A	
Howard	8	0	0		UTRGV	11	2	1	
at Florida	5	1	3		Louisiana	11	0	5	
vs Drexel	7	1	3		vs. Miss. St.	15	2	5	
vs Akron	4	0	1		vs. Utah	5	1	1	
vs Charlotte	3	3	3		vs. Butler	17	1	3	
at Charlotte	0	0	0		Northeastern	13	2	1	
South Alabama	5	1	0		at Nebraska	10	2	2	
Illinois	0	2	1		Charlotte	14	4	6	
Green Bay	0	0	0		Florida	3	1	3	
Savannah State	2	0	0		Charleston	20	7	2	
Eastern Kentucky	2	2	3		at La Salle	10	2	3	
vs Providence	3	0	1		Princeton	13	4	4	
Charleston	6	0	0		Syracuse	14	4	2	
Virginia	0	1	1		Florida State	13	1	4	
at Duke	4	2	3		at Virginia	6	5	1	
at Notre Dame	16	2	5		at Clemson	8	4	1	
NC State	0	0	1		at Boston College	12	4	2	
at Syracuse	3	0	0		Wake Forest	18	1	1	
Georgia Tech	3	0	0		DUKE	15	5	5	
at Florida State	2	0	1		at NC State	10	2	2	
Louisville	3	1	1		Notre Dame	12	1	2	
Clemson	1	1	1		at Georgia Tech	14	4	2	
at Wake Forest	5	0	2		Pittsburgh	3	1	1	
at Boston College	0	0	0		at Florida State	7	4	2	
Virginia Tech	0	0	1		Virginia Tech	DNP			
North Carolina	10	1	4		at North Carolina	3	1	1	
at Pittsburgh	4	3	1		Virginia	6	1	2	
at Virginia Tech	8	4	3		Louisville	DNP			
vs Virginia Tech	0	3	0		at Notre Dame	DNP			
vs Notre Dame	0	0	0		at Virginia Tech	DNP			
Alabama	1	1	2		vs. Virginia Tech	10	2	4	
at Richmond	11	5	2		vs. Virginia	19	1	3	
vs Temple	9	4	2		vs. Buffalo	10	2	2	
vs Stanford	10	5	2		vs. Wichita State	2	0	1	
					vs. Villanova	0	0	2	

## NEWTON CAREER STATISTICS

Season	GP	GS	Min.	Avg.	FG	FGA	Pct.	3-Point			Free Throws			Rebounds				Scoring							
								FG	FGA	Pct.	FT	FTA	Pct.	Off.	Def.	Tot.	Avg.	PF	FO	Ast.	TO	Blk	Stl	Pts.	Avg.
2014-15	34	3	459	13.5	45	111	.405	4	10	.400	41	64	.641	8	35	43	1.3	34	0	47	39	4	8	135	4.0
2015-16	31	1	703	22.7	105	228	.461	9	26	.346	105	143	.734	16	55	71	2.3	48	0	76	66	5	27	324	10.5
2016-17	26	24	824	31.7	138	300	.460	10	37	.270	83	117	.709	17	79	96	3.7	45	0	91	92	1	28	369	14.2
<b>TOTAL</b>	<b>91</b>	<b>28</b>	<b>1986</b>	<b>21.8</b>	<b>288</b>	<b>639</b>	<b>.451</b>	<b>23</b>	<b>73</b>	<b>.315</b>	<b>229</b>	<b>324</b>	<b>.707</b>	<b>41</b>	<b>169</b>	<b>210</b>	<b>2.3</b>	<b>127</b>	<b>0</b>	<b>214</b>	<b>197</b>	<b>10</b>	<b>63</b>	<b>828</b>	<b>9.1</b>

## NEWTON 2016-17

Opponent	Date	GS	Min	TOTAL			3-PTS			FREE THROWS			REBOUNDS				PF	FO	A	TO	Blk	Stl	Pts	Avg
				FG	FGA	Pct	3FG	FGA	Pct	FT	FTA	Pct	Off	Def	Tot	Avg								
W Carolina	11-11-16	*	25	3	8	.375	0	0	.000	7	10	.700	0	4	4	4.0	2	0	2	2	0	1	13	13.0
at North Florida	11-16-16	*	27	7	10	.700	0	1	.000	2	2	1.000	0	3	3	3.5	3	0	7	0	0	3	16	14.5
Penn	11-19-16	*	34	6	16	.375	1	3	.333	5	6	.833	0	4	4	3.7	0	0	3	5	0	3	18	15.7
vs Stanford	11-24-16	*	37	7	14	.500	0	0	.000	6	10	.600	0	2	2	3.3	2	0	2	1	0	1	20	16.8
vs Iowa State	11-25-16	*	38	9	13	.692	0	0	.000	3	4	.750	0	2	2	3.0	0	0	3	3	0	3	21	17.6
vs Florida	11-27-16	*	38	6	15	.400	0	1	.000	3	3	1.000	2	1	3	3.0	0	0	1	4	0	1	15	17.2
RUTGERS	11-30-16	*	34	5	13	.385	0	2	.000	1	1	1.000	2	4	6	3.4	0	0	3	6	1	1	11	16.3
vs Wofford	12-03-16	*	37	5	8	.625	1	2	.500	4	5	.800	1	1	2	3.3	1	0	9	4	0	0	15	16.1
SC STATE	12-06-16	*	24	4	7	.571	1	2	.500	2	2	1.000	0	1	1	3.0	1	0	5	1	0	0	11	15.6
FAU	12-16-16	*	23	3	9	.333	0	1	.000	2	2	1.000	0	6	6	3.3	2	0	6	1	0	1	8	14.8
GEO. WASH.	12-22-16	*	35	7	12	.583	0	1	.000	0	2	.000	1	1	2	3.2	4	0	5	2	0	1	14	14.7
COLUMBIA	12-28-16	*	30	7	14	.500	3	5	.600	5	8	.625	4	5	9	3.7	1	0	4	10	0	1	22	15.3
NC STATE	12-31-16	*	34	7	15	.467	1	3	.333	6	10	.600	1	3	4	3.7	2	0	1	3	0	1	21	15.8
at Syracuse	01-04-17	*	35	3	12	.250	1	3	.333	1	3	.333	1	3	4	3.7	4	0	7	4	0	1	8	15.2
NOTRE DAME	01-12-17	*	36	5	16	.313	0	1	.000	4	5	.800	1	2	3	3.7	2	0	1	3	0	0	14	15.1
at Pitt	01-14-17	*	30	7	10	.700	0	1	.000	0	1	.000	0	3	3	3.6	0	0	5	7	0	0	14	15.1
at Wake Forest	01-18-17	*	34	3	6	.500	0	0	.000	3	5	.600	1	2	3	3.6	3	0	7	4	0	0	9	14.7
at Duke	01-21-17	*	33	5	13	.385	0	1	.000	3	6	.500	0	3	3	3.6	3	0	1	4	0	1	13	14.6
BOSTON COLLEGE	01-25-17	*	32	8	13	.615	0	1	.000	7	7	1.000	1	4	5	3.6	1	0	2	5	0	2	23	15.1
NORTH CAROLINA	01-28-17	*	27	6	14	.429	0	2	.000	6	6	1.000	1	6	7	3.8	4	0	3	2	0	1	18	15.2
FLORIDA STATE	02-01-17	*	32	4	5	.800	0	0	.000	4	4	1.000	0	3	3	3.8	2	0	2	5	0	1	12	15.0
at NC State	02-04-17	*	34	5	15	.333	0	2	.000	3	4	.750	1	2	3	3.7	1	0	5	2	0	2	13	15.0
VIRGINIA TECH	02-08-17	*	33	7	15	.467	0	1	.000	2	4	.500	0	4	4	3.7	3	0	1	5	0	1	16	15.0
at LOUISVILLE	02-11-17	*	34	5	12	.417	2	3	.667	3	5	.600	0	5	5	3.8	0	0	2	1	0	1	15	15.0
GEORGIA TECH	02-15-17		DNP - Suspension - Violation of team rules																					
CLEMSON	02-18-17		DNP - Suspension - Violation of team rules																					
at Virginia	02-20-17		DNP - Suspension - Violation of team rules																					
DUKE	02-25-17		24	3	10	.300	0	0	.000	1	2	.500	0	5	5	3.8	1	0	0	4	0			



# 5 DAVON REED

Sr. | 6-6 | 220 | Guard  
Ewing, N.J. | Princeton Day School (N.J.)

CoSIDA Academic All-District Team, 2017  
Candidate for Senior CLASS Award, 2017  
Candidate for Allstate NABC Good Works Team, 2017  
NABC Honors Court, 2016  
All-ACC Academic Basketball Team, 2015, 2016  
All-ACC Honor Roll - 2013-14, '14-15, '15-16  
NIT All-Tournament Team, 2015  
Dean's List (3.5+ GPA) 2x

- Name is pronounced Day-von.
- Focused. Structured. Determined. Competitive. Student of the game. Will do whatever it takes to win.
- A 3 guard who played out of position at the point his freshman season for Miami.
- Can guard multiple positions, has long arms and a fierce tenacity.
- Mostly a catch-and-shoot guy. Working on game off the bounce. Improved both his ability to attack the basket and his layup-making skills.
- Good student. Professional approach to life and everything he does. Mature for his age.
- Improved bench 175 to 250 pounds in four months as a freshman, now max is 300 lbs. Increased 185 bench from 13 to 19 reps. Has added 15 lbs of muscle.
- Four-star swingman listed as a Top 100 player (No. 97) by Rivals.com and No. 78 in Class of 2013 by ESPN.
- Third-best talent in New Jersey and 18th best nationally at shooting guard, according to ESPN.com.
- Kevin Durant Skills Academy. McDonald's All-American candidate.
- 2,000 point scorer. Averaged 24 points and 10 rebounds as a senior, 27 ppg and 9 rpg as a junior. Prep B Player of the Year in New Jersey.
- Youth Role Model Award from Join-Effort Princeton for both dedication to his community and excellence in his personal life.
- Also played football his freshman year of high school.
- Played AAU ball for Team Final, the same squad as Miami teammate Ja'Quan Newton.
- Intern in the University of Miami athletics marketing department in the spring to complete his degree.
- Born Davon Malcolm Reed on June 11, 1995. Son of David Reed and Rose Reed. Brother to Miles.
- Majoring in sports administration with a minor in marketing and communications. Student-Athlete Advisory Committee representative at UM. Miami Rescue Mission Homeless Shelter volunteer. Elementary school pen pal.
- First played organized basketball at age five, and first dunk was before his freshman year of high school, in a summer league game.
- Favorites: Athlete: LeBron. Athlete in another sport: Antonio Brown. Pro sports team: Steelers. Meal: Italian food. Quote: Dreams don't work unless you do. Subject in school: Science. Midnight snack: Chocolate chip cookies. Book: The Great Gatsby. Ice Cream: Chocolate chip cookie dough. Cereal: Captain Crunch with Crunchberries. Movie: Brown Sugar, Best Man, Love & Basketball. TV Show: Game of Thrones. Musical Artist: J Cole. Cuban Food: Vaca frita de pollo. My first pet was: Siamese fighting fish.
- When I played ball as a kid, I pretended I was: Allen Iverson. My first job was: Summer camp counselor. When I was little, I wanted to be an: NBA player. Now my dream job is: Marketing or real estate. Best advice received: Do what makes you happy. Why UM: ACC basketball, Coach L and sunny south Florida. Started playing basketball: Age 5.

2013-14			
Opposition	P	R	A
St. Francis (NY)	3	1	0
Ga. Southern	7	1	2
Texas Southern	11	3	3
at C of Charleston	3	2	3
UCF	17	5	1
vs Geo. Wash.	6	2	2
at CS Fullerton	9	3	2
vs Arizona State	19	1	2
at Nebraska	5	2	2
Virginia Tech	10	5	0
at Savannah State	8	1	1
La Salle	8	0	4
Loyola	8	2	7
at Syracuse	5	0	1
at North Carolina	0	2	0
Florida State	3	0	0
at Georgia Tech	3	0	0
Duke	2	2	0
Syracuse	16	2	0
at Maryland	6	1	1
Norfolk State	4	4	1
Pittsburgh	4	3	1
NC State	3	3	1
at Florida State	7	2	2
at Virginia Tech	5	2	0
Notre Dame	12	3	0
Boston College	0	0	0
at Virginia	2	1	0
at NC State	5	0	0
at Clemson	3	1	0
Wake Forest	3	1	1
vs Virginia Tech	14	1	0
vs NC State	9	0	1

2014-15			
Opposition	P	R	A
Green Bay	0	0	0
Savannah State	0	1	1
Eastern Kentucky	7	4	0
vs Providence	0	2	2
Charleston	5	5	4
Virginia	4	1	0
Boston College	0	2	0
at Duke	4	3	2
at Notre Dame	9	4	4
NC State	10	1	2
at Syracuse	11	2	1
Georgia Tech	6	4	0
at Florida State	11	6	2
Louisville	19	5	1
Clemson	3	2	0
at Wake Forest	17	4	0
at Boston College	19	6	3
Virginia Tech	9	3	5
at Louisville	0	2	1
Florida State	18	8	1
Norfolk State	2	3	2
at Pittsburgh	19	3	3
at Virginia Tech	4	5	2
vs Virginia Tech	10	4	1
vs Notre Dame	6	6	1
NC Central	7	3	6
Alabama	15	8	3
at Richmond	10	12	2
vs Temple	6	7	4
vs Stanford	16	5	4


2015-16			
Opposition	P	R	A
UTRGV	14	3	0
Louisiana	19	4	1
vs. Miss. St.	8	3	1
vs. Utah	6	4	1
vs. Butler	7	5	3
Northeastern	19	7	4
at Nebraska	8	4	0
Charlotte	12	5	2
Florida	5	4	0
Charleston	9	0	1
at La Salle	7	6	2
Princeton	13	9	0
Syracuse	4	5	1
Florida State	12	4	2
at Virginia	11	5	0
at Clemson	17	2	2
at Boston College	7	4	1
Wake Forest	4	5	1
DUKE	14	4	1
at NC State	12	4	1
Notre Dame	8	2	1
at Georgia Tech	15	4	2
Pittsburgh	12	4	3
at Florida State	14	4	2
Virginia Tech	12	5	2
at North Carolina	4	2	1
Virginia	21	3	0
Louisville	17	4	1
at Notre Dame	10	6	2
at Virginia Tech	19	2	1
vs. Virginia Tech	17	1	0
vs. Virginia	3	1	1
vs. Buffalo	10	12	0
vs. Wichita State	10	4	1
vs. Villanova	8	2	1

DOUBLE-DOUBLES		
Opposition	P	R
Buffalo	10	12
Richmond	10	12

REED HIGHS	
<b>Points</b>	Season: 26, at NC State, 2/4/17
	Career: 26, at NC State, 2/4/17
	ACC: 26, at NC State, 2/4/17
<b>Rebounds</b>	Season: 10, vs. Duke, 2/25/17
	Career: 12 (2x) last vs. Buffalo, 3/17/16
	ACC: 10, vs. Duke, 2/25/17
<b>Assists</b>	Season: 6 (2x) last vs. Virginia Tech, 2/8/17
	Career: 7, vs. Loyola, 12/30/13
	ACC: 6, vs. Virginia Tech, 2/8/17
<b>Steals</b>	Season: 3 (7x) last at Virginia Tech, 2/27/17
	Career: 5, at Wake Forest, 2/11/15
	ACC: 5, at Wake Forest, 2/11/15
<b>Blocked Shots</b>	Season: 3 (2x) last vs. Boston College, 1/25/17
	Career: 3 (3x) last vs. Boston College, 1/25/17
	ACC: 3 (2x) last vs. Boston College, 1/25/17
<b>Field Goals</b>	Season: 9 (2x) last at NC State, 2/4/17
	Career: 9 (2x) last at NC State, 2/4/17
	ACC: 9 (2x) last at NC State, 2/4/17
<b>Field Goal Attempts</b>	Season: 17 (3x) last at NC State, 2/4/17
	Career: 17 (3x) last at NC State, 2/4/17
	ACC: 17 (3x) last at NC State, 2/4/17
<b>Free Throws</b>	Season: 8, vs. Iowa State, 11/25/16
	Career: 9, vs. Alabama, 3/21/15
	ACC: 7, vs. North Carolina, 1/28/17
<b>Free Throw Attempts</b>	Season: 9 (2x) last vs. North Carolina, 1/28/17
	Career: 14, vs. Alabama, 3/21/15
	ACC: 9, vs. North Carolina, 1/28/17
<b>3-Point Field Goals</b>	Season: 7, at NC State, 2/4/17
	Career: 7, at NC State, 2/4/17
	ACC: 7, at NC State, 2/4/17
<b>3-Point Field Goal Attempts</b>	Season: 10, at NC State, 2/4/17
	Career: 10, at NC State, 2/4/17
	ACC: 10, at NC State, 2/4/17
<b>Minutes</b>	Season: 43, at Virginia, 2/20/17
	Career: 45, at Boston College, 2/16/15
	ACC: 45, at Boston College, 2/16/15

REED CAREER STATISTICS													3-Point		Free Throws			Rebounds				Scoring			
Season	GP	GS	Min.	Avg.	FG	FGA	Pct.	FG	FGA	Pct.	FT	FTA	Pct.	Off.	Def.	Tot.	Avg.	PF	FO	Ast.	TO	Blk	Stl	Pts.	Avg.
2013-14	33	10	683	20.7	71	207	.343	40	112	.357	35	53	.660	12	43	55	1.7	55	0	38	44	4	16	217	6.6
2014-15	30	21	824	27.5	77	164	.470	37	81	.457	56	77	.727	25	96	121	4.0	68	1	57	32	13	27	247	8.2
2015-16	35	35	1007	28.8	129	275	.469	46	120	.383	84	103	.816	21	122	143	4.1	72	0	42	44	15	27	388	11.1
2016-17	29	29	1018	35.1	143	332	.431	69	174	.397	81	98	.827	24	115	139	4.8	46	0	71	59	15	39	436	15.0
TOTAL	127	95	3532	27.8	420	978	.429	192	487	.394	256	331	.773	82	376	458	3.6	241	1	208	179	47	109	1288	10.1

REED 2016-17		TOTAL				3-PTS			FREE THROWS			REBOUNDS				Scoring								
Opponent	Date	GS	Min	FG	FGA	Pct	3FG	FGA	Pct	FT	FTA	Pct	Off	Def	Tot	Avg	PF	FO	A	TO	Blk	Stl	Pts	Avg
W Carolina	11-11-16	*	24	3	6	.500	2	3	.667	0	2	.000	1	4	5	5.0	0	0	1	0	1	1	8	8.0
at North Florida	11-16-16	*	29	6	11	.545	3	6	.500	2	3	.667	0	3	3	4.0	2	0	2	3	0	2	17	12.5
Penn	11-19-16	*	34	3	12	.250	1	7	.143	4	4	1.000	0	7	7	5.0	1	0	1	2	1	0	11	12.0
vs Stanford	11-24-16	*	33	2	9	.222	1	3	.333	2	2	1.000	0	3	3	4.5	2	0	0	3	0	1	7	10.8
vs Iowa State	11-25-16	*	36	2	9	.222	1	7	.143	8	9	.889	1	2	3	4.2	0	0	1	3	0	1	13	11.2
vs Florida	11-27-16	*	37	5	14	.357	2	5	.400	0	2	.000	2	3	5	4.3	2	0	2	2	0	0	12	11.3
RUTGERS	11-30-16	*	33	6	10	.600	2	4	.500	4	5	.800	0	6	6	4.6	3	0	3	2	0	1	18	12.3
vs Wofford	12-03-16	*	33	4	10	.400	1	4	.250	4	4	1.000	1	4	5	4.6	0	0	4	1	0	3	13	12.4
SC STATE	12-06-16	*	30	6	8	.750	3	5	.600	0	0	.000	1	5	6	4.8	0	0	6	3	1	3	15	12.7
FAU	12-16-16	*	34	6	10	.600	5	9	.556	4	4	1.000	0	0	0	4.3	0	0	0	2	2	1	21	13.5
GEO. WASH.	12-22-16	*	35	5	12	.417	3	7	.429	4	4	1.000	1	2	3	4.2	1	0	0	2	0	3	17	13.8
COLUMBIA	12-28-16	*	39	7	13	.538	3	7	.429	1	2	.500	0	4	4	4.2	2	0	3	0	1	1	18	14.2
NC STATE	12-31-16	*	36	7	16	.438	3	9	.333	3	4	.750	0	2	2	4.0	3	0	1	1	0	2	20	14.6
at Syracuse	01-04-17	*	37	2	11	.182	2	7	.286	0	0	.000	0	3	3	3.9	1	0	4	4	0	0	6	14.0
NOTRE DAME	01-12-17	*	38	9	17	.529	2	7	.286	1	2	.500	0	6	6	4.1	1	0	3	4	3	0	21	14.5
at Pitt	01-14-17	*	35	6	11	.545	4	8	.500	2	2	1.000	0	6	6	4.2	1	0	5	1	2	0	18	14.7
at Wake Forest	01-18-17	*	37	8	17	.471	3	8	.375	5	5	1.000	2	1	3	4.1	1	0	4	2	0	2	24	15.2
at Duke	01-21-17	*	40	6	13	.462	5	8	.625	2	2	1.000	0	4	4	4.1	2	0	1	4	0	3	19	15.4
BOSTON COLLEGE	01-25-17	*	37	6	10	.600	2	5	.400	3	3	1.000	1	2	3	4.1	4	0	4	4	3	1	17	15.5
NORTH CAROLINA	01-28-17	*	37	3	12	.250	1	4	.250	7	9	.778	2	5	7	4.2	3	0	2	1	0	1	14	15.5
FLORIDA STATE	02-01-17	*	31	5	11	.455	1	5	.200	1	2	.500	2	2	4	4.2	1	0	0	2	0	0	12	15.3
at NC State	02-04-17	*	36	9	17	.529	7	10	.700	1	1	1.000	1	6	7	4.3	2	0	3	2	0	1	26	15.8
VIRGINIA TECH	02-08-17	*	34	4	8	.500	4	8	.500	6	6	1.000	1	2	3	4.3	2	0	6	2	0	1	18	15.9
at LOUISVILLE	02-11-17	*	36	3	12	.250	1	5	.200	0	0	.000	2	2	4	4.3	3	0	3	0	0	1	7	15.5
GEORGIA TECH	02-15-17	*	35	8	11	.727	3	4	.750	2	4	.500	0	7	7	4.4	2	0	1	2	0	3	21	15.7
CLEMSON	02-18-17	*	36	4	11	.364	2	7	.286	4	4	1.000	1	6	7	4.5	2	0	5	1	1	1	14	



# 4 DJ VASILJEVIC

Fr. | 6-3 | 198 | Guard  
Melbourne, Australia | Australian Institute of Sport

- Full name is Dejan Vasiljevic, but goes by DJ. Pronounced Day-on Vass-EEL-uh-vitch.
- Sharpshooter from long range.
- Good at getting to the basket and manipulating shot to go around taller players.
- Gained 50 lbs on his bench press since June 2016, now up to 275 lbs.
- Improving quickness due to dropping body fat percentage from 13 percent to 10 percent since his arrival in June 2016.
- In U-20 National Championships in Ipswich, averaged 16.3 ppg, 3.9 rpg and 1.9 apg. Notched 20-plus points in three games, with a high of 25 in his first outing.
- At 2015 FIBA U-19 World Championships in Greece, averaged 13.3 ppg, 3.1 rpg and 1.0 apg.
- At 2014 FIBA U-18 Oceania Championships, averaged of 12.6 ppg, 4.6 rpg and 4.2 apg.
- All-tournament team at the 2014 FIBA U-17s. Averaged 17.4 ppg, 6.6 rpg and 1.3 apg. Led team to silver medal.
- Captain of the U-17 Australian team.
- Leading scorer at the 2013 FIBA Oceania U-16 Championships, putting up 19.3 ppg, 3.7 rpg and 1.0 apg.
- Won national title with Victorian U-18 team.
- 2015 Basketball Without Borders Camp. adidas Nations Tournament in Los Angeles.
- Also played soccer and rugby.
- Born April 26, 1997 in Calgary, Alberta, Canada, but moved to Melbourne, Australia, at age six.
- Of Serbian descent. Speaks English and Serbian languages.
- Son of Todor and Danijela Vasiljevic. Both parents played semi-pro handball. Brother to Ivana.
- Started playing basketball at age 12, with influence from his sister.
- Shaping his game into the mold of Croatian scoring legend, Drazen Petrovic.

- Favorites: Athlete: Kobe. Athlete in another sport: Cristiano Ronaldo. Pro sports team: Lakers. Meal: Chicken schnitzel. Midnight snack: Nutella. Video game: Call of Duty. Ice Cream: Chocolate. Cereal: Nutri grain. Movie: Rush Hour. TV Show: Fresh Prince of Bel Air. Musical Artist: Drake. Former UM athlete: Shane Larkin. Non-basketball sport to watch: Tennis (Novak Djokovic).
- When I played ball as a kid, I pretended I was: Kobe. When I was little, I wanted to be a: Police Officer. Now my dream job is: Accountant.

## VASILJEVIC HIGHS

### Points

Season: 18, at Syracuse, 1/4/17  
ACC: 18, at Syracuse, 1/4/17

### Rebounds

Season: 4, at Virginia, 2/20/17  
ACC: 4, at Virginia, 2/20/17

### Assists

Season: 2 (2x) last vs. SC State, 12/6/16  
ACC: 1 (4x) last vs. Clemson, 2/18/17

### Steals

Season: 1 (8x) last at Virginia, 2/20/17  
ACC: 1 (4x) last at Virginia, 2/20/17

### Blocked Shots

Season: 1, vs. Stanford, 11/24/16  
ACC: --

### Field Goals

Season: 6, at Syracuse, 1/4/17  
ACC: 6, at Syracuse, 1/4/17

### Field Goal Attempts

Season: 13, vs. SC State, 12/6/16  
ACC: 12, at Syracuse, 1/4/17

### Free Throws

Season: 3, vs. Rutgers, 11/30/16  
ACC: 2 (2x) last at Virginia, 2/20/17

### Free Throw Attempts

Season: 3, vs. Rutgers, 11/30/16  
ACC: 2 (4x) last at Virginia Tech, 2/27/17

### 3-Point Field Goals

Season: 6, at Syracuse, 1/4/17  
ACC: 6, at Syracuse, 1/4/17

### 3-Point Field Goal Attempts

Season: 12, at Syracuse, 1/4/17  
ACC: 12, at Syracuse, 1/4/17

### Minutes

Season: 29, at Virginia, 2/20/17  
ACC: 29, at Virginia, 2/20/17

## VASILJEVIC CAREER STATISTICS

Season	GP	GS	Min.	Avg.	3-Point			Free Throws			Rebounds				Scoring										
					FG	FGA	Pct.	FT	FTA	Pct.	Off.	Def.	Tot.	Avg.	PF	FO	Ast.	TO	Blk	Stl	Pts.	Avg.			
2016-17	29	0	501	17.3	55	154	.357	45	126	.357	12	15	.800	5	32	37	1.3	25	0	12	9	1	8	167	5.8

VASILJEVIC 2016-17		TOTAL						3-PTS			FREE THROWS			REBOUNDS				PF				Pts		Avg
Opponent	Date	GS	Min	FG	FGA	Pct	3FG	FGA	Pct	FT	FTA	Pct	Off	Def	Tot	Avg	PF	FO	A	TO	Blk	Stl	Pts	Avg
W Carolina	11-11-16		23	4	8	.500	3	7	.429	0	0	.000	1	1	2	2.0	4	0	2	0	0	1	11	11.0
at North Florida	11-16-16		21	4	10	.400	3	6	.500	2	2	1.000	0	1	1	1.5	3	0	0	0	0	1	13	12.0
Penn	11-19-16		18	4	7	.571	3	5	.600	0	0	.000	0	0	0	1.0	1	0	1	2	0	0	11	11.7
vs Stanford	11-24-16		22	1	2	.500	1	2	.500	0	0	.000	0	1	1	1.0	1	0	1	1	1	0	3	9.5
vs Iowa State	11-25-16		16	2	7	.286	1	5	.200	0	0	.000	0	0	0	0.8	1	0	0	1	0	1	5	8.6
vs Florida	11-27-16		9	0	1	.000	0	1	.000	0	0	.000	0	0	0	0.7	1	0	0	0	0	0	0	7.2
RUTGERS	11-30-16		11	0	1	.000	0	1	.000	3	3	1.000	0	1	1	0.7	1	0	1	0	0	0	3	6.6
vs Wofford	12-03-16		20	2	6	.333	2	4	.500	0	0	.000	0	2	2	0.9	1	0	0	0	0	0	6	6.5
SC STATE	12-06-16		25	5	13	.385	5	11	.455	2	2	1.000	1	1	2	1.0	2	0	2	0	0	0	17	7.7
FAU	12-16-16		26	1	4	.250	0	3	.000	0	0	.000	1	1	2	1.1	2	0	0	1	0	0	2	7.1
GEO. WASH.	12-22-16		13	2	5	.400	2	4	.500	0	0	.000	0	3	3	1.3	1	0	0	0	0	0	6	7.0
COLUMBIA	12-28-16		15	1	4	.250	1	4	.250	0	0	.000	0	1	1	1.3	1	0	1	0	0	1	3	6.7
NC STATE	12-31-16		8	1	1	1.000	1	1	1.000	0	0	.000	0	2	2	1.3	0	0	0	0	0	0	3	6.4
at Syracuse	01-04-17		28	6	12	.500	6	12	.500	0	2	.000	0	0	0	1.2	0	0	0	0	0	1	18	7.2
NOTRE DAME	01-12-17		19	1	6	.167	1	5	.200	0	0	.000	0	0	0	1.1	2	0	1	0	0	1	3	6.9
at Pitt	01-14-17		18	2	6	.333	2	6	.333	0	0	.000	1	1	2	1.2	0	0	1	0	0	0	6	6.9
at Wake Forest	01-18-17		13	1	6	.167	1	6	.167	0	0	.000	0	0	0	1.1	1	0	0	0	0	0	3	6.6
at Duke	01-21-17		8	0	2	.000	0	2	.000	0	0	.000	0	1	1	1.1	1	0	0	1	0	0	0	6.3
BOSTON COLLEGE	01-25-17		16	1	6	.167	1	6	.167	0	0	.000	0	1	1	1.1	0	0	0	0	0	0	3	6.1
NORTH CAROLINA	01-28-17		15	1	5	.200	1	4	.250	0	0	.000	0	1	1	1.1	0	0	0	0	0	0	3	6.0
FLORIDA STATE	02-01-17		8	1	2	.500	1	2	.500	0	0	.000	1	0	1	1.1	0	0	0	0	0	0	3	5.8
at NC State	02-04-17		9	0	1	.000	0	1	.000	0	0	.000	0	1	1	1.1	0	0	0	0	0	0	0	5.5
VIRGINIA TECH	02-08-17		10	2	5	.400	1	2	.500	0	0	.000	0	1	1	1.1	0	0	0	0	0	0	5	5.5
at LOUISVILLE	02-11-17		11	1	3	.333	1	2	.500	0	0	.000	0	0	0	1.0	0	0	0	0	0	1	3	5.4
GEORGIA TECH	02-15-17		28	4	9	.444	3	6	.500	2	2	1.000	0	2	2	1.1	0	0	1	1	0	0	13	5.7
CLEMSON	02-18-17		21	2	5	.400	1	4	.250	0	0	.000	0	3	3	1.2	0	0	1	2	0	0	5	5.7
at Virginia	02-20-17		29	3	6	.500	2	5	.400	2	2	1.000	0	4	4	1.3	1	0	0	0	0	1	10	5.9
DUKE	02-25-17		20	0	3	.000	0	3	.000	0	0	.000	0	2	2	1.3	1	0	0	0	0	0	0	5.6
at Virginia Tech	02-27-17		21	3	8	.375	2	6	.333	1	2	.500	0	1	1	1.3	0	0	0	0	0	0	9	5.8



# 32 SAM WAARDENBURG

Fr. | 6-9 | 205 | Forward  
Henderson, New Zealand | Rangitoto College HS

**At Miami:** Joined team Dec. 29, 2016 after signing a grant-in-aid ... Eligible immediately, but expected to begin competition in fall of 2017.

**Prior to Miami:** Won tournament MVP honors when he helped Rangitoto College win the SAS Secondary Schools National Championship. In the final game, he had 18 points, eight rebounds and four blocks ... Internationally, has represented New Zealand in the 3x3 Under 18 World Championship in Kazakhstan ... On the Under 17 men's team that won silver at the age-groups FIBA Oceania Championships ... Under 16 men's team that won bronze at the Australian State Championships ... Played in adidas Nations Tournament in Los Angeles, averaging 13.4 points and 6.4 rebounds in five outings. He was 7-of-11 from long range in the event and named one of the top 10 players of the camp ... Played in the National Basketball Players Association (NBPA) Top 100 High School Basketball Camp in Virginia ... Named the most outstanding player at both the Nike All Asia Camp in Beijing and the Basketball Without Borders Camp in Australia ... Spent time with the Supercity Rangers and the Breakers Academy, which led him to a role as a development player for the SKYCITY Breakers ... Played games in the United States with Harbour Basketball

**Personal:** Chose Miami over considerations from Virginia, SMU and Utah ... Joins current Hurricane DJ Vasiljevic and incoming freshman Deng Gak, both of Australia, as the third player from the Australasia region of the South Pacific.




# 2 MIKE ROBINSON

So. | 5-10 | 170 | Guard  
New Britain, Conn. | New Britain HS

**Book Buster Honor Roll (3.0+ GPA):** Fall 2015, Spring 2016

- Team manager turned walk on.
- Nicknames are Mike Rob and Springs.
- As a freshman (2015-16) scored six points, all from long range, in one minute against Utah in the Puerto Rico Tip Off.
- Good athlete who played basketball, football and was on track team, participating in the high jump, long jump, triple jump and 4x100 relay team, in high school.
- Two-year varsity basketball captain. One-year football and track captain.
- William F. Burns Memorial Award and Scholarship. Harry L. Stromquist Memorial Scholarship.
- 2014 Connecticut Association of Schools Scholar-Athlete. Academic all-conference in basketball four seasons.
- Born Michael Andre Robinson May 2, 1996 in New Britain, Conn. Son of Eugene and Veronica Robinson. Brother to Eugene.
- Majoring in finance.
- Favorites: Athlete: Kobe Bryant. Pro Team: Lakers. Athlete in another sport: Cam Newton. Meal: Fried Chicken, Macaroni & Cheese, Corn Bread, Candied yams. Midnight snack: Cinnamon Toast Crunch. Ice Cream: Strawberry. Movie: Love & Basketball. TV Show: Power.
- My first job was: At Target. My dream job is: Financial advisor or manager.

2016-17			
Opposition	P	R	A
W. Carolina	0	0	0
at North Florida	0	0	0
SC State	1	1	0
Pitt	0	0	0
at Duke	0	0	0
UNC	0	0	0
2015-16			
Opposition	P	R	A
UT RGV	3	1	0
Mississippi State	0	0	0
Utah	6	0	0
Charlotte	0	0	0
Co. of Charleston	0	0	0
La Salle	3	0	0
North Carolina	0	0	0
Virginia Tech	0	0	0
vs. Villanova	0	0	0



# 35 CHRIS STOWELL

Jr. | 6-6 | 208 | Forward  
Exeter, N.H. | Tilton School | Exeter HS

**All-ACC Academic Honor Roll - 2014-15**

**President's List (4.0 GPA):** Spring 2016, Fall 2015, Spring 2015

**Provost Honor Roll (3.75+ GPA):** Spring 2016, Fall 2015, Spring 2015, Fall 2014

**Dean's List (3.5+ GPA):** Spring 2016, Fall 2015, Spring 2015, Fall 2014

**Athletic Director's Honor Roll (3.2+ GPA):** Spring 2016, Fall 2015, Spring 2015, Fall 2014

**Book Buster Honor Roll (3.0+ GPA):** Spring 2016, Fall 2015, Spring 2015, Fall 2014

- Last name is pronounced stole.
- Good athleticism and is improving his strength.
- Looking to expand his offensive game to shoot 3-pointers.
- Walk on from New Hampshire who played postgraduate year at Tilton School. Earned postseason coaches award.
- At Exeter High School helped Blue Hawks to state playoffs in both the 2011-12 and 2012-13 seasons. Reached quarterfinals senior year.
- In 2012-13 assisted team to championship game of the 50th Annual Queen City Invitational by scoring 10 points and going 6-for-6 from line in semifinal game.
- Twice earned scholar-athlete award. Honor roll.
- Foote Fellow at UM - a program that is offered to a select number of incoming freshmen who have a record of curricular and co-curricular distinction in high school and exhibit an interest in and capacity for independent and self-motivated learning.
- Born Christopher Michael Stowell on Dec. 29, 1994 in Exeter, N.H.
- Son of Bill and Maria. Brother to Bill, Jr., who played basketball at Plymouth State University.
- Student-Athlete Advisory Committee representative at UM.
- Majoring in entrepreneurship and business technology with minors in international business and sports administration.
- Speaks English, Spanish, some Italian, a little Russian, and is learning Chinese and Hebrew.
- Started playing basketball at age five.
- Favorites: Athlete: Matt Bonner. Athlete in another sport: Alex Rodriguez. Song right now: Hype by Drake. Pro sports team: New York Yankees. Meal: Sloppy Joes. Midnight snack: Ice Cream. Video game: Star Wars Battlefront. Class at UM: Accounting. Book: Harry Potter. Ice Cream: Peanut Butter. Cereal: Cinnamon Toast Crunch. Movie: The Town. TV Show: Game of Thrones. Musical Artist: Drake. Cuban Food: Pastelitos.
- When I played ball as a kid, I pretended I was: Kobe Bryant. My first job was: Golf course cart boy. When I was little, I wanted to be a: Golfer. Now my dream job is: Entrepreneur.

2016-17			
Opposition	P	R	A
W. Carolina	0	0	0
at North Florida	0	0	0
SC State	0	2	0
at Duke	0	0	0
UNC	0	0	0
2015-16			
Opposition	P	R	A
UTRGV	0	0	0
Mississippi State	0	0	0
Utah	0	0	0
Charlotte	0	1	0
Co. of Charleston	0	1	0
La Salle	0	1	0
at North Carolina	0	0	0
at Virginia Tech	0	0	0
vs. Villanova	0	0	0
2014-15			
Opposition	P	R	A
Howard	0	0	1
Charleston	0	0	0
Virginia Tech	0	0	0
at Virginia Tech	0	0	0

THE STAT CREW SYSTEM  
Miami Team Game-by-Game Comparison (as of Mar 01, 2017)  
All games

Opponent	1st	2nd	Score	Mar	Total FG	FG Pct	3-Pointers	3FG Pct	Free Throws	FT Pct	Rebounds	Assist	T/Over	Block	Steal	Fouls
WESTERN CAROLINA	41/18	51/25	92-43	+49	31-62/17-67	.500/.254	6-13/7-33	.462/.212	24-36/2-3	.667/.667	52/36	15/10	10/16	8/3	9/3	15/29
North Florida	48/20	46/36	94-56	+38	37-68/21-61	.544/.344	7-20/7-24	.350/.292	13-16/7-13	.813/.538	46/31	14/9	10/14	2/5	9/2	19/17
PENN	28/23	46/39	74-62	+12	28-62/22-56	.452/.393	6-20/9-23	.300/.391	12-13/9-13	.923/.692	37/34	10/12	16/21	5/4	11/9	14/14
Stanford	23/27	44/26	67-53	+14	23-50/21-51	.460/.412	5-13/3-12	.385/.250	16-24/8-11	.667/.727	30/34	7/10	11/18	4/2	8/5	18/25
Iowa State	29/35	27/38	56-73	(17)	18-50/25-61	.360/.410	2-16/8-19	.125/.421	18-22/15-18	.818/.833	37/36	6/10	19/10	2/1	7/10	18/21
Florida	30/34	26/31	56-65	(9)	23-61/24-52	.377/.462	4-14/3-9	.286/.333	6-9/14-20	.667/.700	37/33	8/11	13/9	2/11	4/9	16/15
RUTGERS	34/28	39/33	73-61	+12	26-54/23-63	.481/.365	3-12/3-16	.250/.188	18-22/12-16	.818/.750	44/30	9/9	19/11	8/2	7/12	17/18
Wofford	36/24	38/33	74-57	+17	24-48/21-58	.500/.362	7-15/5-23	.467/.217	19-21/10-15	.905/.667	38/29	15/10	16/13	2/3	7/8	12/17
SOUTH CAROLINA STATE	42/14	40/32	82-46	+36	31-58/18-62	.534/.290	10-25/4-14	.400/.286	10-16/6-8	.625/.750	45/31	24/6	12/10	7/2	6/5	12/14
FLORIDA ATLANTIC	39/24	37/32	76-56	+20	25-55/19-57	.455/.333	8-19/3-17	.421/.176	18-27/15-18	.667/.833	48/29	13/7	12/9	3/3	7/4	18/19
GEORGE WASHINGTON	38/30	34/34	72-64	+8	25-57/23-56	.439/.411	7-14/7-22	.500/.318	15-19/11-15	.789/.733	34/35	10/11	6/12	3/3	5/5	14/14
COLUMBIA	41/31	37/36	78-67	+11	29-53/26-55	.547/.473	8-20/4-11	.400/.364	12-21/11-16	.571/.688	34/24	15/18	20/16	7/1	10/9	18/19
NC STATE	41/32	40/31	81-63	+18	31-65/21-54	.477/.389	6-20/10-23	.300/.435	13-23/11-18	.565/.611	41/33	8/11	8/15	2/1	9/3	17/20
Syracuse	26/34	29/36	55-70	(15)	21-54/25-44	.389/.568	11-26/8-19	.423/.421	2-10/12-14	.200/.857	26/30	15/16	15/15	2/4	4/6	15/11
NOTRE DAME	28/28	34/39	62-67	(5)	24-63/25-67	.381/.373	6-18/5-20	.333/.250	8-14/12-14	.571/.857	47/38	7/15	13/6	12/1	3/9	12/11
Pitt	36/27	36/19	72-46	+26	30-54/18-53	.556/.340	10-21/5-17	.476/.294	2-3/5-8	.667/.625	37/23	17/9	18/14	6/1	6/3	14/7
Wake Forest	34/48	45/48	79-96	(17)	26-60/30-52	.433/.577	8-23/9-19	.348/.474	19-25/27-33	.760/.818	30/32	14/17	9/9	1/2	3/3	26/25
Duke	36/25	22/45	58-70	(12)	22-55/24-52	.400/.462	7-16/5-16	.438/.313	7-15/17-23	.467/.739	36/34	10/9	18/10	3/2	6/9	18/19
BOSTON COLLEGE	30/22	48/55	78-77	+1	27-54/29-62	.500/.468	6-18/9-23	.333/.391	18-24/10-15	.750/.667	35/33	12/16	15/12	5/2	7/9	15/18
NORTH CAROLINA	39/22	38/40	77-62	+15	23-56/21-60	.411/.350	7-20/7-24	.350/.292	24-30/13-19	.800/.684	41/36	14/12	10/14	6/3	8/2	20/25
FLORIDA STATE	34/31	23/44	57-75	(18)	19-42/27-52	.452/.519	2-11/7-18	.182/.389	17-22/14-15	.773/.933	26/27	5/12	14/9	1/4	5/11	11/19
NC State	36/45	48/34	84-79	+5	31-62/27-48	.500/.563	11-21/11-18	.524/.611	11-14/14-17	.786/.824	36/21	16/15	11/11	2/11	5/5	12/12
VIRGINIA TECH	40/34	34/34	74-68	+6	29-64/22-46	.453/.478	7-21/4-13	.333/.308	9-13/20-25	.692/.800	32/32	15/12	10/15	5/1	6/5	17/15
Louisville	33/26	33/45	66-71	(5)	23-52/22-56	.442/.393	5-15/11-28	.333/.393	15-21/16-20	.714/.800	32/36	13/13	8/9	4/4	4/4	17/18
GEORGIA TECH	38/32	32/29	70-61	+9	21-38/25-52	.553/.481	6-12/9-23	.500/.391	22-27/2-3	.815/.667	31/17	9/17	17/12	2/5	8/8	6/18
CLEMSON	35/33	36/32	71-65	+6	28-56/27-59	.500/.458	6-19/3-17	.316/.176	9-13/8-15	.692/.533	32/36	19/8	7/7	3/1	6/3	13/13
Virginia	20/19	23/24	54-48	+6	15-41/16-51	.366/.314	4-19/3-12	.211/.250	20-22/13-20	.909/.650	34/31	9/7	15/9	3/2	4/8	18/18
DUKE	22/21	33/29	55-50	+5	22-58/21-66	.379/.318	1-8/5-21	.125/.238	10-14/3-9	.714/.333	42/46	8/9	10/13	5/5	9/6	10/11
Virginia Tech	26/27	35/39	61-66	(5)	21-49/19-37	.429/.514	7-21/10-20	.333/.500	12-17/18-26	.706/.692	26/24	15/12	9/11	1/0	6/3	20/12

Note: Game totals are displayed in the format TEAM/OPPONENT for each category

THE STAT CREW SYSTEM  
Miami Combined Team Statistics (as of Feb 27, 2017)  
Conference games

RECORD:	OVERALL	HOME	AWAY	NEUTRAL
ALL GAMES	10-7	7-2	3-5	0-0
CONFERENCE	10-7	7-2	3-5	0-0
NON-CONFERENCE	0-0	0-0	0-0	0-0

##	Player	gp-gs	min	avg	Total		3-Point		F-Throw		Rebounds				pf	dq	a	to	blk	stl	pts	avg
					fg-fga	fg%	3fg-fga	3fg%	ft-fa	ft%	off	def	tot	avg								
05	Davon Reed	17-17	621	36.5	88-208	.423	42-107	.393	48-57	.842	17	72	89	5.2	33	0	48	36	9	22	266	15.6
00	Ja'Quan Newton	14-12	442	31.6	69-161	.429	4-19	.211	43-62	.694	7	45	52	3.7	29	0	41	53	0	12	185	13.2
11	Bruce Brown	17-17	572	33.6	74-159	.465	20-52	.385	50-68	.735	23	62	85	5.0	45	1	60	39	12	24	218	12.8
03	Anthony Lawrence	17-8	454	26.7	40-96	.417	20-56	.357	25-32	.781	15	49	64	3.8	36	0	36	19	5	17	125	7.4
21	Kamari Murphy	17-17	527	31.0	52-91	.571	0-0	.000	20-33	.606	39	84	123	7.2	43	1	9	19	13	10	124	7.3
04	DJ Vasiljevic	17-0	282	16.6	29-86	.337	24-73	.329	5-8	.625	2	20	22	1.3	6	0	4	4	0	4	87	5.1
20	Dewan Huell	17-9	274	16.1	32-62	.516	0-2	.000	16-28	.571	20	18	38	2.2	27	0	4	14	11	7	80	4.7
15	Ebuka Izundu	17-5	241	14.2	29-59	.492	0-0	.000	10-17	.588	24	31	55	3.2	41	2	4	12	12	3	68	4.0
14	Rodney Miller	6-0	10	1.7	0-1	.000	0-0	.000	1-2	.500	0	0	0	0.0	0	0	0	0	1	0	1	0.2
35	Chris Stowell	2-0	0	0.0	0-0	.000	0-0	.000	0-0	.000	0	0	0	0.0	0	0	0	0	0	0	0	0.0
02	Mike Robinson	3-0	2	0.7	0-0	.000	0-0	.000	0-0	.000	0	0	0	0.0	1	0	0	0	0	0	0	0.0
Team											34	22	56				11					
Total.....		17	3425		413-923	.447	110-309	.356	218-307	.710	181	403	584	34.4	261	4	206	207	63	99	1154	67.9
Opponents.....		17	3425		399-911	.438	121-331	.366	215-294	.731	154	375	529	31.1	272	8	210	191	49	97	1134	66.7

TEAM STATISTICS	UM	OPP	Date	Opponent	Score	Att.
SCORING	1154	1134	* 12-31-16	NC STATE	W 81-63	6837
Points per game	67.9	66.7	* 01-04-17	at Syracuse	L 55-70	17393
Scoring margin	+1.2	-	* 01-12-17	NOTRE DAME	L 62-67	7972
FIELD GOALS-ATT	413-923	399-911	* 01-14-17	at Pitt	W 72-46	9714
Field goal pct	.447	.438	* 01-18-17	at Wake Forest	L 79-96	9691
3 POINT FG-ATT	110-309	121-331	* 01-21-17	at Duke	L 58-70	9314
3-point FG pct	.356	.366	* 01-25-17	BOSTON COLLEGE	W 78-77	7139
3-pt FG made per game	6.5	7.1	* 01-28-17	NORTH CAROLINA	W 77-62	7563
FREE THROWS-ATT	218-307	215-294	* 02-01-17	FLORIDA STATE	L 57-75	7279
Free throw pct	.710	.731	* 02-04-17	at NC State	W 84-79	17567
F-Throws made per game	12.8	12.6	* 02-08-17	VIRGINIA TECH	W 74-68	6620
REBOUNDS	584	529	* 02-11-17	at Louisville	L 66-71	21427
Rebounds per game	34.4	31.1	* 02-15-17	GEORGIA TECH	W 70-61	7111
Rebounding margin	+3.2	-	* 02-18-17	CLEMSON	W 71-65	6987
ASSISTS	206	210	* 02-20-17	at Virginia	Wot 54-48	14623
Assists per game	12.1	12.4	* 02-25-17	DUKE	W 55-50	7972
TURNOVERS	207	191	* 02-27-17	at Virginia Tech	L 61-66	6962
Turnovers per game	12.2	11.2				
Turnover margin	-0.9	-				
Assist/turnover ratio	1.0	1.1				
STEALS	99	97				
Steals per game	5.8	5.7				
BLOCKS	63	49				
Blocks per game	3.7	2.9				
ATTENDANCE	65480	106691				
Home games-Avg/Game	9-7276	8-13336				
Neutral site-Avg/Game	-	0-0				

^ = AdvoCare Invitational, Orlando, Fla.  
@ = ACC/Big Ten Challenge  
% = Hoophall Miami Invitational  
\* = Conference game

Score by Periods	1st	2nd	OT	Totals
Miami	554	589	11	1154
Opponents	506	623	5	1134

THE STAT CREW SYSTEM  
Miami Combined Team Statistics (as of Feb 27, 2017)  
All games

RECORD:	OVERALL	HOME	AWAY	NEUTRAL
ALL GAMES	20-9	14-2	4-5	2-2
CONFERENCE	10-7	7-2	3-5	0-0
NON-CONFERENCE	10-2	7-0	1-0	2-2

##	Player	gp-gs	min	avg	Total		3-Point		F-Throw		Rebounds				pf	dq	a	to	blk	stl	pts	avg		
					fg-fga	fg%	3fg-fga	3fg%	ft-fa	ft%	off	def	tot	avg										
05	Davon Reed	29-29	1018	35.1	143-332	.431	69-174	.397	81-98	.827	24	115	139	4.8	46	0	71	59	15	39	436	15.0		
00	Ja'Quan Newton	26-24	824	31.7	138-300	.460	10-37	.270	83-117	.709	17	79	96	3.7	45	0	91	92	1	28	369	14.2		
11	Bruce Brown	29-25	926	31.9	117-258	.453	28-81	.346	82-111	.739	46	126	172	5.9	72	2	99	61	17	43	344	11.9		
03	Anthony Lawrence	29-14	747	25.8	68-157	.433	31-85	.365	43-58	.741	24	91	115	4.0	66	1	51	40	14	38	210	7.2		
21	Kamari Murphy	29-29	851	29.3	86-159	.541	0-1	.000	36-60	.600	71	145	216	7.4	72	2	16	44	21	13	208	7.2		
20	Dewan Huell	29-15	522	18.0	71-137	.518	0-2	.000	31-47	.660	45	51	96	3.3	55	0	6	26	22	12	173	6.0		
04	DJ Vasiljevic	29-0	501	17.3	55-154	.357	45-126	.357	12-15	.800	5	32	37	1.3	25	0	12	9	1	8	167	5.8		
15	Ebuka Izundu	28-9	366	13.1	51-91	.560	0-0	.000	26-36	.722	42	47	89	3.2	64	2	6	26	24	7	128	4.6		
14	Rodney Miller	13-0	48	3.7	4-8	.500	0-0	.000	4-9	.444	3	4	7	0.5	5	0	0	1	1	0	12	0.9		
02	Mike Robinson	6-0	13	2.2	0-4	.000	0-3	.000	1-2	.500	1	0	1	0.2	2	0	0	1	0	1	1	0.2		
35	Chris Stowell	5-0	9	1.8	0-1	.000	0-1	.000	0-0	.000	0	2	2	0.4	0	0	0	0	0	0	0	0.0		
Team											52	44	96											
Total.....		29	5825		733-1601	.458	183-510	.359	399-553	.722	330	736	1066	36.8	452	7	352	371	116	189	2048	70.6		
Opponents.....		29	5825		659-1610	.409	184-554	.332	335-460	.728	285	626	911	31.4	494	10	333	350	89	178	1837	63.3		

TEAM STATISTICS	UM	OPP
SCORING	2048	1837
Points per game	70.6	63.3
Scoring margin	+7.3	-
FIELD GOALS-ATT	733-1601	659-1610
Field goal pct	.458	.409
3 POINT FG-ATT	183-510	184-554
3-point FG pct	.359	.332
3-pt FG made per game	6.3	6.3
FREE THROWS-ATT	399-553	335-460
Free throw pct	.722	.728
F-Throws made per game	13.8	11.6
REBOUNDS	1066	911
Rebounds per game	36.8	31.4
Rebounding margin	+5.3	-
ASSISTS	352	333
Assists per game	12.1	11.5
TURNOVERS	371	350
Turnovers per game	12.8	12.1
Turnover margin	-0.7	-
Assist/turnover ratio	0.9	1.0
STEALS	189	178
Steals per game	6.5	6.1
BLOCKS	116	89
Blocks per game	4.0	3.1
ATTENDANCE	113701	120252
Home games-Avg/Game	16-7106	9-12204
Neutral site-Avg/Game	-	4-2603

Date	Opponent		Score	Att.
11-11-16	WESTERN CAROLINA	w	92-43	7142
11-16-16	at North Florida	w	94-56	3148
11-19-16	PENN	w	74-62	6753
^ 11-24-16	vs Stanford	w	67-53	2436
^ 11-25-16	vs Iowa State	L	56-73	1876
^ 11-27-16	vs Florida	L	56-65	1216
@ 11-30-16	RUTGERS	w	73-61	7064
% 12-03-16	vs Wofford	w	74-57	4885
12-06-16	SOUTH CAROLINA STATE	w	82-46	6489
12-16-16	FLORIDA ATLANTIC	w	76-56	6857
12-22-16	GEORGE WASHINGTON	w	72-64	6871
12-28-16	COLUMBIA	w	78-67	7045
* 12-31-16	NC STATE	w	81-63	6837
* 01-04-17	at Syracuse	L	55-70	17393
* 01-12-17	NOTRE DAME	L	62-67	7972
* 01-14-17	at Pitt	w	72-46	9714
* 01-18-17	at Wake Forest	L	79-96	9691
* 01-21-17	at Duke	L	58-70	9314
* 01-25-17	BOSTON COLLEGE	w	78-77	7139
* 01-28-17	NORTH CAROLINA	w	77-62	7563
* 02-01-17	FLORIDA STATE	L	57-75	7279
* 02-04-17	at NC State	w	84-79	17567
* 02-08-17	VIRGINIA TECH	w	74-68	6620
* 02-11-17	at Louisville	L	66-71	21427
* 02-15-17	GEORGIA TECH	w	70-61	7111
* 02-18-17	CLEMSON	w	71-65	6987
* 02-20-17	at Virginia	Wot	54-48	14623
* 02-25-17	DUKE	w	55-50	7972
* 02-27-17	at Virginia Tech	L	61-66	6962

Score by Periods	1st	2nd	OT	Totals
Miami	983	1054	11	2048
Opponents	814	1018	5	1837

^ = AdvoCare Invitational, Orlando, Fla.  
@ = ACC/Big Ten Challenge  
% = Hoophall Miami Invitational  
\* = Conference game