



2013-14 @MIAMIWBB GAME NOTES

Miami Athletic Communications • 5821 San Amaro Drive • Coral Gables, FL 33146 • HurricaneSports.com
Assistant Director of Communications (WBB): Taylor McGillis • Email: t.mcgillis@miami.edu • Phone: 305-284-3249/786-510-7462
Twitter: @MiamiWBB | Instagram: @MiamiWBB | Facebook: /MiamiWBB | Tumblr: uwomenshoops.tumblr.com

2013-14 STATISTICAL LEADERS

SCORING



ADRIENNE MOTLEY

11.2 PPG

CAPRICE DENNIS

10.9 PPG

REBOUNDING



KEYONA HAYES

6.2 RPG

JASS WILLIAMS

5.6 RPG

ASSISTS



ADRIENNE MOTLEY

74

THOMAS, MCGUIRE, SAUNDERS

44

2013-14 SCHEDULE

DATE	OPPONENT	TIME (ET)
Nov. 8	NORTH FLORIDA	W, 79-39
Nov. 10	RICHMOND	L, 57-50
Nov. 15	MIDDLE TENNESSEE	L, 61-55
Nov. 19	at Oakland	W, 86-68
Nov. 25	YALE	W, 91-67
Nov. 29	ST. FRANCIS BROOKLYN	W, 78-56
Nov. 30	MISSOURI	W, 74-68
Dec. 5	at Minnesota Big Ten/ACC Challenge	L, 74-67
Dec. 15	COPPIN STATE	W, 63-58
Dec. 21	at Arizona State	L, 75-73
Dec. 28	MORGAN STATE	W, 80-42
Dec. 29	NEW MEXICO	W, 67-50
Jan. 1	PENN	L, 67-66
Jan. 4	at Wake Forest*	W, 84-53
Jan. 9	18/17 FLORIDA STATE*	L, 68-63
Jan. 12	at Virginia Tech*	W, 64-62
Jan. 16	at Boston College*	L, 63-62
Jan. 19	20/21 NC STATE*	W, 80-71
Jan. 23	at 2/2 Notre Dame*	L, 79-52
Jan. 26	at Clemson*	L, 60-52
Jan. 30	3/3 DUKE*	L, 76-75
Feb. 2	at 6/6 North Carolina*	W, 83-80
Feb. 9	GEORGIA TECH*	L, 89-87
Feb. 13	9/9 MARYLAND*	L, 67-52
Feb. 16	at RV Florida State*	W, 76-73
Feb. 20	SYRACUSE*	L, 69-48
Feb. 23	WAKE FOREST*	W, 72-64
Feb. 27	at Virginia*	W, 83-63
Mar. 2	PITTSBURGH*	1 p.m.

All Times Eastern and Subject to Change
Home games in **BOLD CAPS**, played at the BankUnited Center (Coral Gables, Fla.)

* ACC game

GAME 29 | MAR. 2, 2014 • 1 PM ET • CORAL GABLES, FLA. | BANKUNITED CENTER



MIAMI HURRICANES (15-13, 7-8 ACC)

Head Coach: Katie Meier (Duke, 1990)

Record at UM: 161-119 (9th season), Career Record: 237-165 (13th season)

VS



PITTSBURGH PANTHERS (11-18, 3-12 ACC)

Head Coach: Suzie McConnell-Serio (Penn State, 1988)

Record at Pitt: 11-18(1st season), Career Record: 34-86 (7th season)

SERIES HISTORY: Miami leads the all-time series 16-8

TV: RSN | **PxP:** Mike Hogewood, Color: Debbie Antonelli

Radio: WVUM | Andres Leon

Twitter: @MiamiWBB

#4THINGS

MONEY MOT

Motley has scored in double-figures in 16 of the last 18 games for Miami, and for the first time all season has emerged as the Hurricanes' leading scorer at 11.2 ppg. Motley poured in 20 second half points in the win at Virginia.

STRONG ACC FINISH

With a win on Sunday, the Hurricanes would finish the ACC schedule with three-straight wins. With a Miami win and a Georgia Tech loss on Sunday, Miami would finish tied for 7th in the nation's best conference.

HAYES TURNS IT UP

Keyona Hayes may have played the best game of her career in the win at UVa, matching her career-high of 22 points on 10-of-12 shooting from the field. Hayes was one rebound shy of notching her third double-double of the season and started the game 7-for 7 from the field.

STRENGTH OF SCHEDULE

The Hurricanes' strength of schedule ranks 28th in the country - 6 of the Hurricanes last 11 opponents have been RV or in the Top-25.

PROJECTED STARTERS

12

Krystal Saunders

5-8 | G | SR
West Park, Fla.



CAREER HIGHS

Points: 23

Rebounds: 9

Assists: 5

Steals: 4

Blocks: 1

Minutes: 39

33

Suriya McGuire

5-11 | G | JR
Minneapolis, Ind.



CAREER HIGHS

Points: 23

Rebounds: 9

Assists: 6

Steals: 5

Blocks: 3

Minutes: 35

1

Caprice Dennis

5-9 | G | SO
Detroit, Mich.



CAREER HIGHS

Points: 26

Rebounds: 6

Assists: 5

Steals: 4

Blocks: 1

Minutes: 32

50

Maria Brown

6-1 | F | SR
Monroe, La.



CAREER HIGHS

Points: 15

Rebounds: 9

Assists: 3

Steals: 3

Blocks: 4

Minutes: 33

23

Adrienne Motley

5-9 | G | FR
Newport News, Va.



CAREER HIGHS

Points: 27

Rebounds: 8

Assists: 8

Steals: 4

Blocks: 1

Minutes: 36

QUICK FACTS

UNIVERSITY INFORMATION

Name of School	University of Miami
Location	Coral Gables, Fla.
Enrollment	15,629
Founded	1925
Nickname	Hurricanes
Mascot	Sebastian the Ibis
Colors	Orange (PMS 1665), Green (PMS 3435) and White
President	Dr. Donna E. Shalala
Athletics Director	Blake James
Conference / Division	Atlantic Coast Conference
Stadium / Capacity	BankUnited Center / 7,900
Press Row Phone	(305) 284-2111
Ticket Office Phone	1-800-GO-CANES (462-2637)
Website	HurricaneSports.com
Mailing Address	5821 San Amaro Drive, Coral Gables, FL 33146

ATHLETICS ADMINISTRATION

Director of Athletics	Blake James
Associate AD / Communications & Marketing	Chris Freet
Deputy AD / Business Operations	Tony Hernandez
Sr. Assoc. AD / Admin. & Student Excellence / SWA	Jennifer Strawley
Senior Associate AD / Facilities & Event Operations	Tim Wise
Associate AD / Academic Services	David Wyman
Assistant AD / Business Operations	Josh Boone
Associate AD / Compliance	Craig Anderson
Assistant AD / Digital Strategy	Brian Bowsher
Associate AD / Development	Jesse Marks
Assistant AD / Marketing	Andrew Goodrich
Assistant AD / Ticket Operations	Ben Crank
Assistant AD / Ticket Sales	Ben Creed

COACHING STAFF

Head Coach	Katie Meier (Duke, 1990)
Record at Miami	161-119 (9th season)
Career Record	237-165 (13th season)
Assistant Coach	Darrick Gibbs (Wofford, 2000)
Assistant Coach	Carolyn Kieger (Marquette, 2006)
Assistant Coach	Octavia Blue (Miami, 2008)
Director of Operations	Lonnette Hall
Coordinator of Special Projects and Technology	Drew Thomas
Video Coordinator	MaryLynne Schaefer
Strength Coach	Jasman Marks
Athletic Trainer	Alana Eichman

PROGRAM HISTORY

First Year of Basketball	1972
All-Time Record	666-477
All-Time ACC Record	63-82
NCAA Appearances	9
(1989, '92, '93, '98, 2003, '04, '11, '12, '13)	
Last NCAA Postseason Opponent	Iowa

TEAM INFORMATION

2012-13 Overall Record	21-11
Home/Away/Neutral	15-4 / 5-6 / 1-1
2012-13 ACC Record / Finish	11-7 / 5th
Returning / Lost	7 / 6
Newcomers	5

RETURNING STARTERS	YEAR	POS	PPG	RPG
Suriya McGuire Jr.	G	7.2	3.6	
Krystal SaundersSr.	G	6.2	3.2	

KEY RETURNERS	YEAR	POS	PPG	RPG
Michelle Woods	Jr.	G	5.9	2.8
Keyona Hayes	So.	F	5.4	5.2

KEY LOSSES	POS	PPG	RPG
Stefanie Yderstrom	G	11.7	1.3
Pepper Wilson	F	10.0	8.6
Morgan Stroman	F	12.9	8.8

THE LAST TIME IT HAPPENED

Points Scored

Miami scored 100+ points	103 vs. ULM (12/16/11)
An opponent scored 100+ points	111 by (1/1) Maryland (1/10/07)
Miami scored 90+ points	91 vs. VCU (12/29/11)
An opponent scored 90+ points	93 by (19/20) Florida State (2/10/13)
Miami scored 80+ points	83 at Virginia (2/28/14)
An opponent scored 80+ points	89 by Georgia Tech (2/9/14)

Margin of Victory

Miami won by 50+ points	53 vs. UNF (1/19/12)
An opponent won by 50+ points	58 by Maryland (1/10/07)
Miami won by 40+ points	40 vs. UNF (1/18/13)
An opponent won by 40+ points	40 by Maryland (1/31/08)
Miami won by 30+ points	31 vs. at Wake Forest 1/4/14
An opponent won by 30+ points	39 by 5/4 Duke (1/31/13)

Overtime

Miami won in overtime	91-82 (20T) vs. (11/11) Rutgers (12/5/11)
Miami lost in overtime	66-65 (OT) vs. Wake Forest (3/4/10)

Rankings

Miami defeated a ranked opponent	83-80 at (6/6) North Carolina (2/2/14)
Miami lost to a ranked opponent	67-52 vs (9/9) Maryland (2/13/14)
Miami defeated a top 15 opponent	69-65 vs. (5/4) Duke (2/28/13)
Miami lost to a top 15 opponent	67-52 vs (9/9) Maryland (2/13/14)
Miami defeated a top 10 opponent	69-65 vs. (5/4) Duke (2/28/13)
Miami lost to a top 10 opponent	67-52 vs (9/9) Maryland (2/13/14)
Miami defeated a top 5 opponent	69-65 vs. (5/4) Duke (2/28/13)
Miami lost to a top 5 opponent	76-75 vs (3/3) Duke (1/30/14)

Individual Points

A UM player scored 40+ points	42 by Renee Taylor at Houston (12/19/05)
An opponent scored 40+ points	43 by Monique Currie of Duke (2/19/06)
A UM player scored 30+ points	34 by Riquna Williams vs. (5/5) Maryland (1/12/12)
An opponent scored 30+ points	37 by Ty Marshall of Georgia Tech (2/24/13)

Individual Rebounds

A UM player had 20+ rebounds	21 by Tamara James vs. USF (11/22/02)
An opponent had 20+ rebounds	22 by Crystal Langhorne of Maryland (2/17/05)
A UM player had 15+ rebounds	16 by Jassany Williams vs MTSU (11/15/13)
An opponent 15+ rebounds	18 by Natasha Howard of FSU (1/9/14)

Assists

A UM player had 10+ assists	10 by Riquna Williams at Cornell (12/21/09)
An opponent had 10+ assists	11 by Emily Pollock of Austin Peay (11/28/08)

Steals

A UM player had 5+ steals	5 by Suriya McGuire vs. Alcorn State (12/3/12)
An opponent had 5+ steals	5 by Kristina King of Richmond on 11/10/13

Blocked Shots

A UM player had 5+ blocks	6 by Jassany Williams against New Mexico (12/29/13)
An opponent had 5+ blocks	5 by Jacki Mann of Quinnipiac (12/28/09)

AGAINST 2013-14 OPPONENTS

The Hurricanes are 109-132 all-time against their 2012-13 opponents. Below are the Canes all-time record against their opponents this season.

North Florida – 3-0	Virginia Tech – 12-8
Richmond – 2-1	Boston College – 23-17
Middle Tennessee – 1-1	NC State – 8-9
Oakland – 1-1	Notre Dame – 3-15
Yale – 2-0	Clemson – 7-6
St. Francis (Brooklyn) – 1-0	Duke – 1-11
Missouri – 2-0	UNC – 6-12
Hartford – 0-2	Georgia Tech – 11-13
Minnesota – 1-3	Maryland – 5-10
Coppin St. – 5-0	Syracuse – 17-7
Arizona State – 0-2	Wake Forest – 8-7
Morgan State – 2-0	Virginia – 5-8
Western Carolina – 0-0	Pittsburgh – 16-8
New Mexico – 1-1	
Penn – 0-1	
Wake Forest – 7-7	
Florida State – 12-34	

LAST TIME OUT

U 83



63

THURSDAY, FEB. 27



POINTS

22



REBOUNDS

9



ASSISTS

4

Behind a career night from sophomore Keyona Hayes, the Miami Hurricanes women's basketball team put together one of its best games of the season en route to an 83-63 win over Virginia.

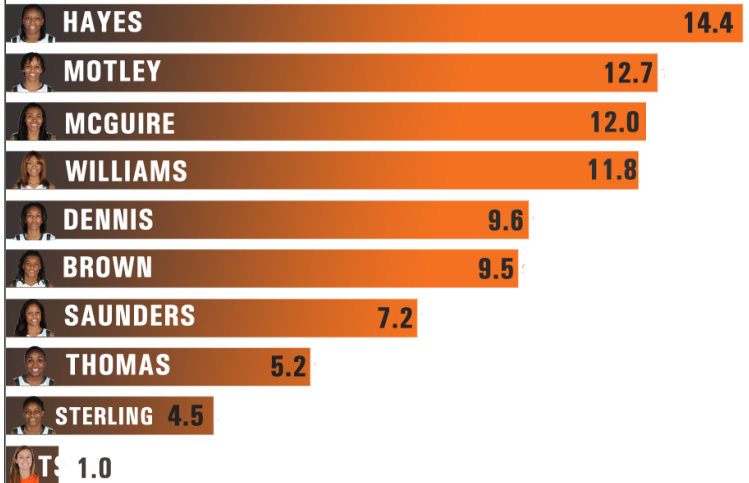
Hayes tied her career high of 22 points on 10-for-12 shooting from the field to lead Miami on a 31-point swing from the point the Hurricanes were down 11 in the first half.

Minutes into the second half, the Hurricanes went on a 10-0 run, taking their first lead of the game and one that they would not lose. From there on out it was all Miami, as the Hurricanes jetted to a 23-point lead—their largest of the game—with under a minute to play.

Playing in front of a cheering section of family and friends, Newport News, Va., native Adrienne Motley exploded for 20 points in the second half, finishing the game with 22. Motley finished 9-for-15 from the field en route to her 16th double figure scoring game in the last 17.

In addition to Hayes and Motley, two other Hurricanes reached double-figures in scoring. Krystal Saunders finished with 11 points, converting on three three-pointers and Suriya McGuire finished with 13 points.

PLAYER EFFICIENCY RATINGS



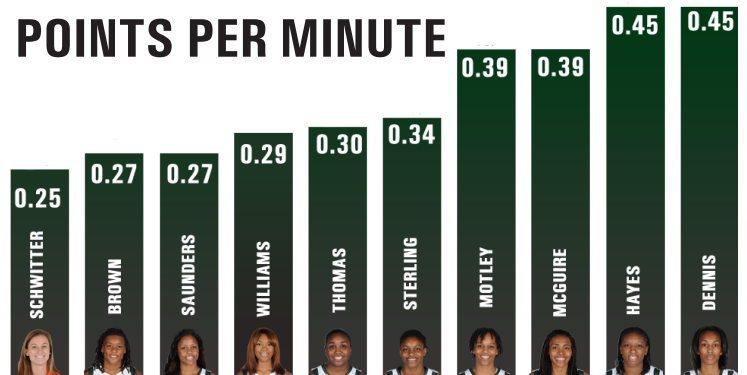
BY THE NUMBERS

28 Miami's strength of schedule ranks 28th in the country. The Hurricanes have played or will play the No. 2, No. 7, No. 9, No. 13, No. 14, No. 20, and No. 23 teams this season. In all but two of those games, Miami won or was defeated by single digits. Over the past 11 games, six of Miami's opponents have been ranked or in the receiving votes category at the time of the game.

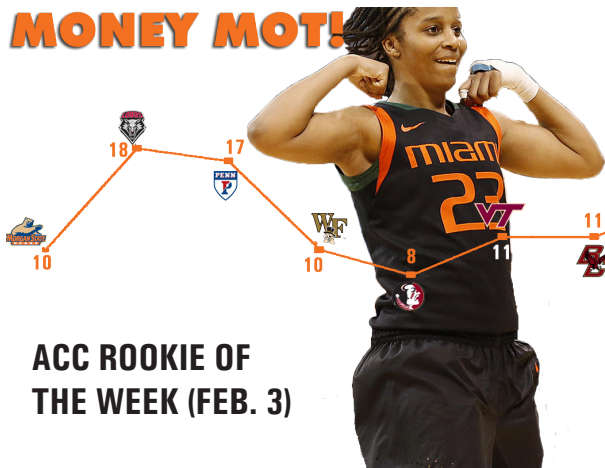
22 Keyona Hayes scored a career-high 22 points for the second time this season at Virginia. Hayes started the game 7-for-7 from the field en route to the best shooting night of her career.

19 Steals Miami came up with in the win against Wake Forest last Sunday. It's the most steals by an ACC team in conference play this season.


POINTS PER MINUTE



MONEY MOT!



ACC ROOKIE OF THE WEEK (FEB. 3)



- Motley is averaging a team-high 13.9 ppg in ACC games, 2.7 points higher than her season average.
- Scored in double-figures in 12-of-last-13 and 16 of last 18.
- Over the past 7 games, Motley is shooting the ball from the field at a 55 percent clip
- Averaging 16.6 ppg over the past 7 games.
- Has scored in double figures in 13 of 15 conference games. Only reached double-figures in 4 non-conference games.

MEIER USA BASKETBALL COY

University of Miami women's basketball head coach Katie Meier has been named a co-recipient of the 2013 USA Basketball National Coach of the Year award after leading the USA U19 team to a gold medal and perfect 9-0 record at the 2013 FIBA U19 World Championships. Florida men's coach Billy Donovan was the recipient on the men's side.

"First of all, I don't think anyone who coaches for USA Basketball should ever receive an individual award," Meier said. "USA Basketball is such a great organization and Carol Callan and her staff are so knowledgeable and supportive that I personally just felt blessed to be a part of it all. I'm truly honored and do consider this as the highest of awards. Thanks to USA Basketball for letting me share in their gold medal streak."

BLOCK PARTY



Miami is third in the ACC with 4.4 blocks per game.

Jass is 4th in the ACC with 51 blocks this season (1.8/game).

UNF	3	ASU	2	DUKE	2
RICHMOND	2	MORGAN	3	UNC	1
MTSU	2	UNM	6	GA TECH	1
OAKLAND	4	PENN	1	CUSE	4
YALE	4	WAKE	1	UVA	5
MIZZOU	1	NCSU	2		
COPPIN	3	NOTRE DAME	2		
		CLEMSON	1		

ADRIENNE MOTLEY

ALL-ACC CANDIDATE



10          
STRAIGHT DOUBLE-FIGURE SCORING GAMES
*STREAK ENDED AGAINST CUSE ON FEB. 20

5TH IN SCORING AMONG FRESHMAN IN ACC PLAY (13.9)

15.8  10  14  27  12
PPG AGAINST TOP 10 TEAMS

16 DOUBLE-FIGURE GAMES
IN LAST 18

27 POINTS IN WIN
@ NO. 6 UNC

74 TEAM-HIGH
ASSISTS

49% SHOOTING
IN ACC

THE MOTLEY FILE

HEIGHT 5'9"
POSITION GUARD
HOMETOWN NEWPORT NEWS, VA.
MAJOR COMMUNICATION

“I HATE SEAFOOD AND MY FAVORITE RAPPER IS GUCCI”



ACC STANDINGS

Team	Conference	Pct.	PF	PA	Overall	Pct.	PF	PA	Current unbeaten streak
Notre Dame	15-0	1.000	86.7	63.7	28-0	1.000	87.6	61.9	Notre Dame -- 28
Duke	12-3	.800	79.7	66.6	25-4	.862	82.3	64.2	Virginia Tech -- 3
NC State	11-4	.733	73.4	70.1	24-5	.828	77.1	65.0	Maryland -- 3
Maryland	11-4	.733	80.5	66.7	23-5	.821	83.5	61.9	Syracuse -- 3
North Carolina	9-6	.600	77.2	71.7	21-8	.724	82.6	66.1	NC State -- 2
Syracuse	9-6	.600	68.2	68.1	20-8	.714	74.6	64.1	Miami -- 2
Georgia Tech	8-7	.533	77.7	75.9	18-10	.643	80.6	70.2	Georgia Tech -- 1
Miami	7-8	.467	68.9	69.1	15-13	.536	70.1	65.0	Duke -- 1
Florida State	6-9	.400	69.0	71.1	18-10	.643	70.6	63.5	
Virginia	6-9	.400	72.2	72.9	13-15	.464	70.0	67.9	
Wake Forest	5-10	.333	62.3	70.0	14-14	.500	68.3	69.5	
Virginia Tech	4-11	.267	61.3	66.8	14-14	.500	65.6	62.0	
Clemson	4-12	.250	58.3	72.9	12-18	.400	58.9	66.5	
Boston College	3-12	.200	61.2	73.5	12-17	.414	65.9	69.2	
Pittsburgh	3-12	.200	61.1	77.5	11-18	.379	63.2	69.3	

TIEBREAKING PROTOCOL

1. When two teams are tied in the standings, regular season head-to-head results are used as the tiebreaker.

2. If the tied teams played each other twice in the regular season and split their games, then each team's record vs. the team occupying the highest position in the final regular season standings (or in case of a tie for first place, the next highest position in the regular season standings) and then continuing down through the standings until one team gains an advantage.

(a) When arriving at another pair of tied teams while comparing records, use each team's record against the collective tied teams as a group (prior to their own tie-breaking procedures), rather than the performance against the individual tied teams.

(b) When comparing records against a single team or a group of teams, the higher winning percentage shall prevail, even if the number of games played against a team or group is unequal (i.e., 2-0 is better than 3-1; 1-0 is the same as 2-0; 2-0 is the same as 4-0; 2-1 is the same as 4-2; 1-0 is better than 1-1; 0-1 is the same as 0-2; 0-2 is the same as 0-4). If the winning percentage of the tied teams is equal against a team, or a group of tied teams, continue down through the standings until one team gains an advantage.

3. If three or more teams are tied in the standings, the following procedures will be used:

(a) The combined record of conference games between the tied teams involved will be compiled. Ties will be broken and seeds assigned based on the winning percentage of the combined conference records. The higher winning percentage shall prevail, even if the number of games played against the team or group is unequal (i.e., 2-0 is better than 3-1; 1-0 is the same as 2-0; 2-0 is the same as 4-0; 2-1 is the same as 4-2; 1-0 is better than 1-1; 0-1 is the same as 0-2; 0-2 is the same as 0-4)

(b) If procedure (a) fails to break the tie, then each tied team's record shall be compared to the team occupying the highest position in the final regular season standings, continuing down through the standings until one team gains an advantage by a higher winning percentage.

(c) If the tie is broken by (a) or (b) regarding one or more teams, but three or more teams remain tied, then procedures (a) and (b) will be re-applied among those tied teams only.

(d) If two teams remain tied, procedures (1) and (2) will be followed.

4. If there is more than one tie in the standings, and when utilizing the tie-breaking procedures there are a pair of teams tied, a team's record against the combined tied teams (prior to their own tie-breaking procedures) is used, rather than performance against the individual tied teams.

5. If procedures (2) and/or (3) fail to establish an advantage, a coin flip to break the tie will be conducted by the commissioner after the final regular season game before the Conference Championship.

6. If a coin flip or draw (for a three or more team tie) is required, the procedure takes place immediately following the conclusion of the last regular season game prior to the Conference Championship. The procedure is administered by the commissioner or a designated assistant. This session is open to the media and to athletics department representatives from the tied teams.

ROSTER BREAKDOWN

NUMERICAL ROSTER

NO.	NAME	POS	HT	CL	HOMETOWN/ HIGH SCHOOL (PREVIOUS SCHOOL)
1	Caprice Dennis	G	5-9	So.	Detroit, Mich. / Pershing HS
3	Jessica Thomas	G	5-6	Fr.	Gainesville, Fla. / Buchholz HS
5	Nigia Greene	G	5-10	Fr.	Atlanta, Ga. / St. Francis HS
10	Michelle Woods	G	5-8	Jr.	Naples, Fla. / Community HS
12	Krystal Saunders	G	5-8	Sr.	West Park, Fla. / South Broward HS
13	Tara Schwitter	G	5-4	Sr.	Oradell, N.J. / Immaculate Heart Academy
15	Necole Sterling	F	5-10	Jr.	Los Angeles, Calif. / Stonewall Jackson(Gulf Coast CC)
20	Keyona Hayes	F	6-1	So.	Marietta, Ga. / St. Francis HS
21	Jassany Williams	F	6-2	RJr.	Davie, Fla. / Nova HS (Auburn)
33	Suriya McGuire	G	5-11	Jr.	Minneapolis, Minn. / Roosevelt HS
23	Adrienne Motley	G	5-9	Fr.	Newport News, Va. / Woodside HS
50	Maria Brown	F	6-1	Sr.	Monroe, La. / Ouachita Parish HS

ALPHABETICAL ROSTER

NO.	NAME	POS	HT	CL	HOMETOWN / HIGH SCHOOL (PREVIOUS SCHOOL)
50	Maria Brown	F	6-1	Sr.	Monroe, La. / Ouachita Parish HS
1	Caprice Dennis	G	5-9	So.	Detroit, Mich. / Pershing HS
5	Nigia Greene	G	5-10	Fr.	Atlanta, Ga. / St. Francis HS
20	Keyona Hayes	F	6-1	So.	Marietta, Ga. / Saint Francis HS
33	Suriya McGuire	G	5-11	Jr.	Minneapolis, Minn. / Roosevelt HS
23	Adrienne Motley	G	5-9	Fr.	Newport News, Va. / Woodside HS
12	Krystal Saunders	G	5-8	Sr.	West Park, Fla. / South Broward HS
13	Tara Schwitter	G	5-4	Sr.	Oradell, N.J. / Immaculate Heart Academy
15	Necole Sterling	F	5-10	Jr.	Los Angeles, Calif. / Stonewall Jackson(Gulf Coast CC)
3	Jessica Thomas	G	5-6	Fr.	Gainesville, Fla. / Buchholz HS

RETURNERS

NO.	NAME	POS	HT	CL	HOMETOWN / HIGH SCHOOL (PREVIOUS SCHOOL)
50	Maria Brown	F	6-1	Sr.	Monroe, La. / Ouachita Parish HS
1	Caprice Dennis	G	5-9	So.	Detroit, Mich. / Pershing HS
20	Keyona Hayes	F	6-1	So.	Marietta, Ga. / Saint Francis HS
33	Suriya McGuire	G	5-11	Jr.	Minneapolis, Minn. / Roosevelt HS
12	Krystal Saunders	G	5-8	Sr.	West Park, Fla. / South Broward HS
10	Michelle Woods	G	5-8	Jr.	Naples, Fla. / Community HS

NEWCOMERS

NO.	NAME	POS	HT	CL	HOMETOWN / HIGH SCHOOL (PREVIOUS SCHOOL)
5	Nigia Greene	G	5-10	Fr.	Atlanta, Ga. / St. Francis HS
23	Adrienne Motley	G	5-9	Fr.	Newport News, Va. / Woodside HS
15	Necole Sterling	F	5-10	Jr.	Los Angeles, Calif / Gulf Coast CC
13	Tara Schwitter	G	5-4	Sr.	Oradell, N.J. / Immaculate Heart Academy
3	Jessica Thomas	G	5-6	Fr.	Gainesville, Fla. / Buchholz HS
21	Jassany Williams	F	6-2	RJr.	David, Fla. / Nova HS (Auburn)

BY CLASS

NO.	NAME	POS	HT	CL	HOMETOWN / HIGH SCHOOL (PREVIOUS SCHOOL)
50	Maria Brown	F	6-1	Sr.	Monroe, La. / Ouachita Parish HS
12	Krystal Saunders	G	5-8	Sr.	West Park, Fla. / South Broward HS
13	Tara Schwitter	G	5-4	Sr.	Oradell, N.J. / Immaculate Heart Academy
21	Jassany Williams	F	6-2	RJr.	Davie, Fla. / Nova HS (Auburn)
33	Suriya McGuire	G	5-11	Jr.	Minneapolis, Minn. / Roosevelt HS
15	Necole Sterling	F	5-10	Jr.	Los Angeles, Calif. / Stonewall Jackson HS (Gulf Coast CC)
10	Michelle Woods	G	5-8	Jr.	Naples, Fla. / Community HS
1	Caprice Dennis	G	5-9	So.	Detroit, Mich. / Pershing HS
20	Keyona Hayes	F	6-1	So.	Marietta, Ga. / Saint Francis HS
5	Nigia Greene	G	5-10	Fr.	Atlanta, Ga. / St. Francis HS
23	Adrienne Motley	G	5-9	Fr.	Newport News, Va. / Woodside HS
3	Jessica Thomas	G	5-6	Fr.	Gainesville, Fla. / Buchholz HS

PRONUNCIATION GUIDE

50 Maria Ma - RYE - uh
 33 Suriya sir-RAY-uh
 20 Keyona key-AH-nuh

Coaches
 Meier Meyer
 Carolyn Kieger CARE-oh-lynn
 KEY-grr

PLAYER SPOTLIGHTS



1 • CAPRICE DENNIS • SO • G

YEAR	GP-GS	PPG	RPG	MIN
2013	24-13	10.9	3.0	24.3



3 • JESSICA THOMAS • FR • G

YEAR	GP-GS	PPG	RPG	MIN
2013	28-2	5.4	2.0	17.8



5 • NIGIA GREENE • FR • G

YEAR	GP-GS	PPG	RPG	MIN
2013	n/a	n/a	n/a	n/a



10 • MICHELLE WOODS • JR • G

YEAR	GP-GS	PPG	RPG	MIN
2013	n/a	n/a	n/a	n/a



12 • KRISTAL SAUNDERS • SR • G

YEAR	GP-GS	PPG	RPG	MIN
2013	28-28	8.5	2.7	31.4



13 • TARA SCHWITTER • SR • G

YEAR	GP-GS	PPG	RPG	MIN
2013	2-0	0.5	0.0	2.0



15 • NICOLE STERLING • JR • F

YEAR	GP-GS	PPG	RPG	MIN
2013	24-2	4.7	2.9	13.9



20 • KEYONA HAYES • SO • F

YEAR	GP-GS	PPG	RPG	MIN
2013	28-20	10.2	6.2	22.8



21 • JASSANY WILLIAMS • JR • F

YEAR	GP-GS	PPG	RPG	MIN
2013	28-11	5.9	5.6	19.8



23 • ADRIENNE MOTLEY • FR • G

YEAR	GP-GS	PPG	RPG	MIN
2013	28-25	11.2	3.8	28.5



33 • SURIYA MCGUIRE • JR • G

YEAR	GP-GS	PPG	RPG	MIN
2013	28-19	9.6	4.7	24.5



50 • MARIA BROWN • SR • F

YEAR	GP-GS	PPG	RPG	MIN
2013	28-29	6.1	5.1	22.4

AP TOP 25

7 of Miami's 2013-14 opponents appear in this week's AP's Top 25. Hurricanes' opponents appear in bold.

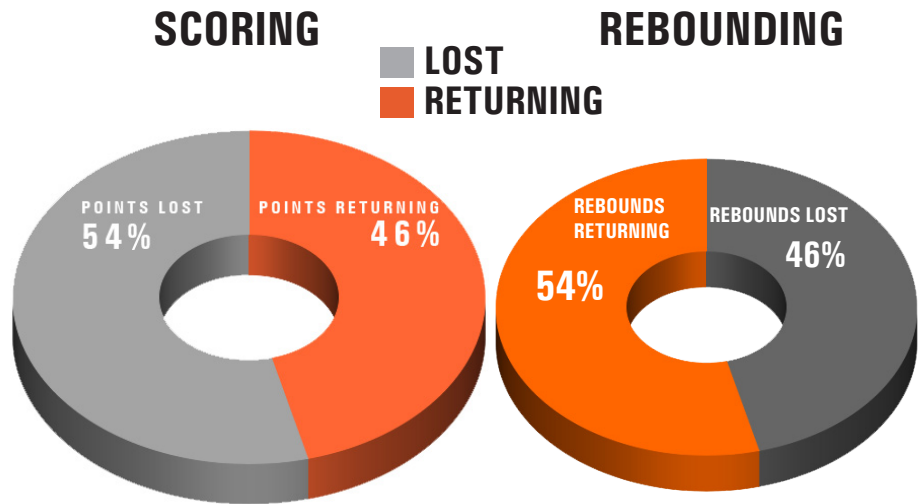
1	Connecticut (36)	28-0	900
2	Notre Dame	27-0	864
3	Louisville	27-2	804
4	South Carolina	25-2	775
5	Stanford	26-2	764
6	Baylor	24-3	737
7	Duke	24-4	680
8	Penn State	21-5	615
9	Maryland	22-5	605
10	Tennessee	22-5	585
11	West Virginia	24-3	555
12	Kentucky	20-7	444
13	North Carolina State	23-5	423
14	North Carolina	21-7	412
15	Oklahoma State	21-5	408
16	Nebraska	20-5	367
17	Texas A&M	21-7	354
18	California	20-7	306
19	Purdue	20-7	233
20	Arizona State	22-6	230
21	Michigan State	18-8	165
22	Gonzaga	24-4	124
23	Middle Tennessee	23-4	96
24	Rutgers	20-6	59
25	Iowa	21-7	46

ACC PRESEASON POLLS

The Hurricanes were picked 9th by both the Blue Ribbon Panel and the conference's 15 head coaches

1. Duke	1. Duke
2. Notre Dame	2. Notre Dame
3. Maryland	3. Maryland
4. North Carolina	4. North Carolina
T5. Georgia Tech	5. Georgia Tech
T5. Florida State	6. Florida State
7. Syracuse	7. Syracuse
8. Virginia	8. Virginia
9. Miami	9. Miami
10. NC State	10. NC State
11. Boston College	11. Boston College
12. Wake Forest	12. Wake Forest
13. Virginia Tech	13. Virginia Tech
14. Clemson	14. Clemson
15. Pittsburgh	15. Pittsburgh

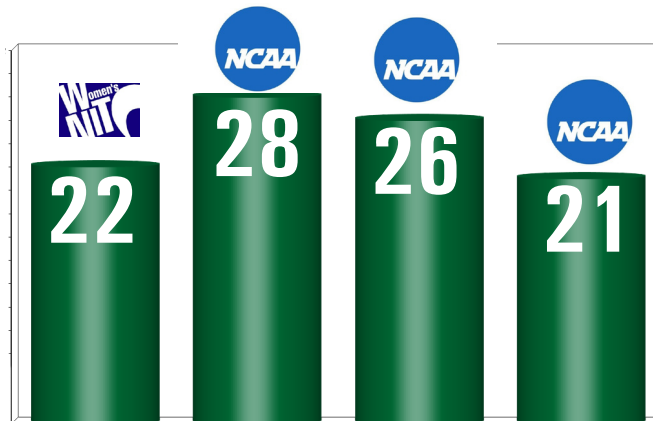
POINTS / REBOUNDS RETURNING (2012-13)



FOUR STRAIGHT 20-WIN SEASONS

Miami has played in the postseason in four consecutive years with the most recent three in the NCAA tournament. In each of those seasons, Miami posted 20+ wins.

In 2013-14 Miami will aim to reach its fourth consecutive NCAA tournament and 5th straight 20-win season--something that hasn't been done since the span of 1988-89 through 1992-93.



MEIER LEADS USA TO GOLD MEDAL



Coach Meier spent her July leading the USA U19 team to a gold medal at the FIBA World Championships in Lithuania.

In the summer of 2012, Meier led many of the same players to a gold medal at the U18 games.

COMBINED OVERALL STATISTICS

#	Player	gp-gs	min	avg	fg-fga	fg%	3fg-fga	3fg%	ft-fta	ft%	off	def	tot	avg	pf	dq	a	to	blk	stl	pts	avg		
23	Adrienne Motley	28-25	798	28.5	118-263	.449	20-64	.313	58-81	.716	44	62	106	3.8	62	0	74	55	5	34	314	11.2		
01	Caprice Dennis	24-13	584	24.3	86-237	.363	36-106	.340	53-78	.679	7	64	71	3.0	50	0	37	45	1	32	261	10.9		
20	Keyona Hayes	28-20	639	22.8	111-217	.512	3-11	.273	60-87	.690	66	108	174	6.2	79	3	28	57	16	35	285	10.2		
33	Suriya McGuire	28-19	686	24.5	108-254	.425	4-27	.148	50-86	.581	48	83	131	4.7	76	1	44	63	27	36	270	9.6		
12	Krystal Saunders	28-28	878	31.4	75-237	.316	59-188	.314	30-38	.789	27	49	76	2.7	62	1	44	33	0	29	239	8.5		
50	Maria Brown	28-20	626	22.4	67-167	.401	0-3	.000	37-58	.638	48	95	143	5.1	89	2	31	40	17	24	171	6.1		
21	Jassany Williams	28-11	554	19.8	66-141	.468	0-0	.000	27-49	.551	56	100	156	5.6	59	0	24	21	51	13	159	5.7		
03	Jessica Thomas	28-2	498	17.8	50-142	.352	22-85	.259	28-39	.718	10	45	55	2.0	44	1	44	53	3	27	150	5.4		
15	Necole Sterling	24-2	333	13.9	39-120	.325	13-40	.325	21-30	.700	21	49	70	2.9	38	0	20	38	3	12	112	4.7		
13	Tara Schwitter	2-0	4	2.0	0-1	.000	0-1	.000	1-2	.500	0	0	0	0.0	0	0	0	0	0	3	1	0.5		
Team											61	78	139											
Total.....		28	5600		720-1779	.405	157-525	.299	365-548	.666	388	733	1121	40.0	559	8	346	416	123	245	1962	70.1		
Opponents.....		28	5600		643-1685	.382	150-482	.311	384-595	.645	419	769	1188	42.4	523	-	358	502	77	182	1820	65.0		

TEAM STATISTICS	UM	OPP	Date	Opponent	Score	Att.
SCORING	1962	1820	11/08/13	NORTH FLORIDA	w 79-39	703
Points per game	70.1	65.0	11/10/13	RICHMOND	L 50-57	397
Scoring margin	+5.1	-	11/15/13	MIDDLE TENNESSEE	L 55-61	850
FIELD GOALS-ATT	720-1779	643-1685	11/19/13	at Oakland	w 86-68	467
Field goal pct	.405	.382	11-25-13	YALE	w 91-67	549
3 POINT FG-ATT	157-525	150-482	11/29/13	ST. FRANCIS BROOKLYN	w 78-57	620
3-point FG pct	.299	.311	11/30/13	MISSOURI	w 74-68	862
3-pt FG made per game	5.6	5.4	12/05/13	at Minnesota	L 67-74	2158
FREE THROWS-ATT	365-548	384-595	12/15/13	COPPIN ST.	w 63-58	677
Free throw pct	.666	.645	12/21/13	at Arizona State	L 73-75	2358
F-Throws made per game	13.0	13.7	12-28-13	MORGAN STATE	w 80-42	0
REBOUNDS	1121	1188	12-29-13	NEW MEXICO	w 67-50	773
Rebounds per game	40.0	42.4	1-1-14	PENN	L 66-67	875
Rebounding margin	-2.4	-	* 01/04/14	at Wake Forest	w 84-53	1156
ASSISTS	346	358	* 1/9/14	FLORIDA STATE	L 63-68	1227
Assists per game	12.4	12.8	* 01/12/14	at Virginia Tech	w 64-62	1107
TURNOVERS	416	502	* 1/16/14	at Boston College	L 62-63	721
Turnovers per game	14.9	17.9	* 1-19-14	NC STATE	w 80-71	1417
Turnover margin	+3.1	-	* 01/23/14	at Notre Dame	L 52-79	8304
Assist/turnover ratio	0.8	0.7	* 01/26/14	at Clemson	L 52-60	1204
STEALS	245	182	* 01/30/14	DUKE	L 75-76	1293
Steals per game	8.8	6.5	* 02/02/14	at North Carolina	w 83-80	3226
BLOCKS	123	77	* 2-9-14	GT	L 87-89	1558
Blocks per game	4.4	2.8	* 2/13/14	UMD	L 52-67	1436
ATTENDANCE	14776	27002	* 02/16/14	at Florida State	w 76-73	2721
Home games-Avg/Game	17-869	11-2455	* 2-20-14	SYRACUSE	L 48-69	736
Neutral site-Avg/Game	-	0-0	* 2-23-14	WAKE FOREST	w 72-64	803
			* 02/27/14	at Virginia	w 83-63	3580

ACC STATISTICS

#	Player	gp-gs	min	avg	Total fg-fga	fg%	3-Point 3fg-fga	3fg%	F-Throw ft-fta	ft%	off	def	tot	avg	pf	dq	a	to	blk	stl	pts	avg		
23	Adrienne Motley	15-15	464	30.9	78-159	.491	14-35	.400	39-55	.709	23	39	62	4.1	42	0	41	35	2	19	209	13.9		
12	Krystal Saunders	15-15	484	32.3	44-126	.349	31-100	.310	21-27	.778	16	20	36	2.4	34	0	19	18	0	17	140	9.3		
20	Keyona Hayes	15-10	324	21.6	52-102	.510	2-6	.333	30-40	.750	37	53	90	6.0	44	2	11	35	5	15	136	9.1		
33	Suriya McGuire	15-9	372	24.8	55-142	.387	2-17	.118	23-38	.605	23	48	71	4.7	43	1	19	33	13	15	135	9.0		
01	Caprice Dennis	15-7	357	23.8	42-129	.326	20-61	.328	30-38	.789	5	48	53	3.5	31	0	24	23	1	17	134	8.9		
50	Maria Brown	15-14	384	25.6	40-102	.392	0-2	.000	21-31	.677	26	53	79	5.3	51	1	23	22	6	14	101	6.7		
21	Jassany Williams	15-4	256	17.1	31-65	.477	0-0	.000	5-15	.333	25	40	65	4.3	32	0	9	8	19	5	67	4.5		
15	Necole Sterling	12-0	128	10.7	15-44	.341	5-14	.357	16-21	.762	8	21	29	2.4	17	0	5	13	3	5	51	4.3		
03	Jessica Thomas	15-1	230	15.3	20-67	.299	7-40	.175	13-14	.929	4	20	24	1.6	24	1	21	22	3	10	60	4.0		
13	Tara Schwitter	1-0	1	1.0	0-0	.000	0-0	.000	0-0	.000	0	0	0	0.0	0	0	0	0	0	0	0	0.0		
Team											28	43	71											
Total.....		15	3000		377-936	.403	81-275	.295	198-279	.710	195	385	580	38.7	318	5	172	217	52	117	1033	68.9		
Opponents.....		15	3000		372-928	.401	66-221	.299	227-355	.639	235	404	639	42.6	265	-	188	241	48	100	1037	69.1		

CATEGORY LEADERS

Points	G	Pts	Pts/G
Adrienne Motley	28	314	11.2
Keyona Hayes	28	285	10.2
Suriya McGuire	28	270	9.6
Caprice Dennis	24	261	10.9
Krystal Saunders	28	239	8.5
Maria Brown	28	171	6.1
Jassany Williams	28	159	5.7
Jessica Thomas	28	150	5.4
Necole Sterling	24	112	4.7
Tara Schwitter	2	1	0.5

FG Percentage	FG	Att	Pct
Keyona Hayes	111	217	.512
Jassany Williams	66	141	.468
Adrienne Motley	118	263	.449
Suriya McGuire	108	254	.425
Maria Brown	67	167	.401
Caprice Dennis	86	237	.363
Jessica Thomas	50	142	.352
Necole Sterling	39	120	.325
Krystal Saunders	75	237	.316
Tara Schwitter	0	1	.000

3-Point Percentage	3FG	Att	Pct
Caprice Dennis	36	106	.340
Necole Sterling	13	40	.325
Krystal Saunders	59	188	.314
Adrienne Motley	20	64	.313
Keyona Hayes	3	11	.273
Jessica Thomas	22	85	.259
Suriya McGuire	4	27	.148
Tara Schwitter	0	1	.000
Maria Brown	0	3	.000

Free Throw Percent	FG	Att	Pct
Krystal Saunders	30	38	.789
Jessica Thomas	28	39	.718
Adrienne Motley	58	81	.716
Necole Sterling	21	30	.700
Keyona Hayes	60	87	.690
Caprice Dennis	53	78	.679
Maria Brown	37	58	.638
Suriya McGuire	50	86	.581
Jassany Williams	27	49	.551
Tara Schwitter	1	2	.500

Scoring Average	G	Pts	Avg/G
Adrienne Motley	28	314	11.2
Caprice Dennis	24	261	10.9
Keyona Hayes	28	285	10.2
Suriya McGuire	28	270	9.6
Krystal Saunders	28	239	8.5
Maria Brown	28	171	6.1
Jassany Williams	28	159	5.7
Jessica Thomas	28	150	5.4
Necole Sterling	24	112	4.7
Tara Schwitter	2	1	0.5

Field Goal Attempts	G	Att	Att/G
Adrienne Motley	28	263	9.4
Suriya McGuire	28	254	9.1
Krystal Saunders	28	237	8.5
Caprice Dennis	24	237	9.9
Keyona Hayes	28	217	7.8

Field Goals Made	G	Made	Made/G
Adrienne Motley	28	118	4.2
Keyona Hayes	28	111	4.0
Suriya McGuire	28	108	3.9
Caprice Dennis	24	86	3.6
Krystal Saunders	28	75	2.7

3-Point FG Attempts	G	Att	Att/G
Krystal Saunders	28	188	6.7
Caprice Dennis	24	106	4.4
Jessica Thomas	28	85	3.0
Adrienne Motley	28	64	2.3
Necole Sterling	24	40	1.7

3-Point FG Made	G	Made	Made/G
Krystal Saunders	28	59	2.1
Caprice Dennis	24	36	1.5
Jessica Thomas	28	22	0.8
Adrienne Motley	28	20	0.7
Necole Sterling	24	13	0.5

Free Throw Attempts	G	Att	Att/G
Keyona Hayes	28	87	3.1
Suriya McGuire	28	86	3.1
Adrienne Motley	28	81	2.9
Caprice Dennis	24	78	3.3
Maria Brown	28	58	2.1

Free Throws Made	G	Made	Made/G
Keyona Hayes	28	60	2.1
Adrienne Motley	28	58	2.1
Caprice Dennis	24	53	2.2
Suriya McGuire	28	50	1.8
Maria Brown	28	37	1.3



THE KATIE MEIER FILE

Ninth Season | Duke, 1990

Hometown: Wheaton, Ill. | Head Coach: Charlotte, 2001-05 | Miami, 2005-present

MEIER'S CAREER

Assistant	Tulane
1994-99	UNC Asheville
Associate Head Coach	
1999-2001	Tulane
Head Coach	
2005-pres.	Miami
2001-05	Charlotte

EDUCATION

Wheaton High School, 1985
 Duke University, 1990
 M.A. English (Teaching English)
 Duke University, 1989
 B.A. English (Literature)

NCAA APPEARANCES

2003 - Charlotte
 2011 - Miami
 2012 - Miami
 2013 - Miami

WNIT APPEARANCES

2004 - Charlotte
 2005 - Charlotte
 2006 - Miami
 2010 - Miami

PLAYING CAREER

Wheaton High School, 1981-85
 Duke University, 1985-90
 BBC Mini-Flat Waregem (Belgium), 1990-93

MISCELLANEOUS

ACC Rookie of the Year, 1986
 GTE Academic All-American, 1988
 First Team All-ACC, 1990
 Kodak/WBCA District All-American, 1990
 Duke Hall of Honor Inductee, 2002
 ACC Tournament Legend, 2006
 ACC Coach of the Year, 2011
 AP National Coach of the Year, 2011

PERSONAL

Hometown: Wheaton, Ill.

Katie Meier enters her ninth season as the head coach of the Hurricanes' women's basketball program in 2012-13. A well-known and respected figure in women's basketball, Meier has worked tirelessly to put her mark on Miami's program and to build a winning tradition.

All of her hard work was rewarded after the 2010-11 season when she was named the Associated Press National Coach of the Year - sharing the award with Connecticut's Geno Auriemma and Stanford's Tara VanDerveer.

Meier led the Hurricanes into the NCAA tournament for the first time since 2004 and its win over Gardner-Webb in the first round was the first tournament win for the 'Canes since 1993. Miami entered the 2010-11 season with high internal expectations, but was picked eighth in the Preseason ACC Poll and coming off a season in which it was the No. 12 seed in the ACC Tournament.

However, the Hurricanes exceeded all of the outside expectations and, at one point, won 17 straight games. They were a perfect 20-0 inside the BankUnited Center and finished 12-2 in ACC play - earning their first regular season conference title since joining the league in 2004. As a reward, Meier was named the ACC Coach of the Year and later would be selected as the WBCA/RUSSELL ATHLETIC Region 2 Coach of the Year, as voted on by her peers.

Meier continued that success into the 2011-12 season, a year in which the Canes accomplished many firsts for the program.

Miami defeated Maryland - the eventual ACC Tournament champ - twice during the regular season, the first when they were ranked No. 5 in the nation. It was the first time in program history that the Hurricanes had defeated a Top 5 team. Later in the year, UM ascended to its highest ranking ever, also at No. 5.

The Hurricanes have proved to be formidable on the court inside the BankUnited Center, as the 2011-12 season saw Miami go undefeated at home for the second consecutive season. Their 16-0 mark on the year pushed the Canes record home win streak to 40 consecutive games. Only Stanford ended the season with a longer active streak.

For her dedication to the University of Miami and the athletic department, Meier was signed to a two-year contract extension, securing the Wheaton, Ill., native through the 2017-18 season.

A New Era

Hired April 19, 2005, Meier was appointed by then Miami AD Paul Dee in front of national and local media, fans, alumni and support staff, signifying the beginning of a new era.

Following an unprecedented career as one of the greatest athletes to ever play in the Atlantic Coast Conference, Meier quickly established herself in the coaching ranks. Following an impressive four-year tenure as the head coach at Charlotte where she helped bring the 49er program into national prominence, Meier made it clear that her goal was to make Miami one of the premier women's basketball programs in the country.

Creating a Winning Program

In her first season, Meier wasted little time in making the first steps towards those goals. After receiving little attention in the ACC preseason polls, the Hurricanes posted an impressive overall record of 17-13. Fighting through a conference that would send nine teams to the postseason, including three to the NCAA Final Four. Miami finished with a sixth-place, 6-8 record in ACC play en route to earning a berth into the second round of the 2006 Women's National Invitation Tournament.

Throughout the season Miami posted wins over ranked teams such as Mississippi (No. 25), Boston College (No. 21) and Virginia Tech (No. 25) and nearly knocked off then-No. 1 Duke in double-overtime. The Hurricanes also recorded wins over two eventual conference champions in Hartford (America East) and Oakland (Mid-Continent). Under her direction, standout Tamara James produced one of the greatest seasons ever seen by a UM player in 2005-06 becoming the Miami's all-time leading scorer and selected as the No. 8 overall pick in the 2006 WNBA Draft by the Washington Mystics.

In Meier's second season in 2006-07, the Hurricanes got off to a strong start, winning seven of their first eight games--including a 79-70 win over Indiana to claim the UM Thanksgiving Tournament title. On Dec. 1, Meier picked up her 100th career victory as the Hurricanes defeated Jackson State, 77-50. However, with only eight healthy players to call upon by the start of the ACC schedule, Miami faced challenge after challenge competing in a league that ranked among the top-three strongest women's basketball conferences nationally and produced two of the NCAA Tournament's four No. 1 seeds in 2006-07.

MEIER'S CAREER RECORDS

School	Years	Overall	Conference
Charlotte	2001-05	76-45	36-20
Miami	2005-pres.	161-119	59-74
Overall	12	237-165	95-94

Renee Taylor emerged as the ACC's leading scorer--upholding Miami's streak of producing the league's leading scorer in all three years it had been a member. The All-ACC Second Team selection set school records in single-game scoring with 42 points at Houston and becoming the 19th Hurricane to score at least 1,000 points--and just the sixth to do so in her first two seasons. In addition, transfer Maurita Reid emerged as a defensive threat, tying the school record with 10 steals versus Wake Forest and finishing among the ACC's leaders and NCAA's top 10 in steals per game.

The 2007-08 season, Meier's third with the Hurricanes, saw Maurita Reid continue her rise among the ACC elite. The senior was nothing short of impressive shooting beyond the arc and picking opponent's pockets. She hit four or more three-pointers on 10 different occasions and finished the season with 110 steals, good for second in the conference and fifth in the NCAA. The Queens, N.Y. native led the team in points (15.3 ppg) and rebounding (5.6 rpg) and was also named to the ACC All-Defensive Team.



CAPRICE DENNIS

#1

Sophomore | Guard | 5-9

Detroit, Mich. | Pershing

Dennis Season / Career Highs

Points
Season: 26, vs. Yale 11/25/13
Career: 26, vs. Yale 11/25/13
Rebounds
Season: 6*, vs. Syracuse 2/20/14
Career: 6*, vs. Syracuse 2/20/14
Assists
Season: 5*, vs. Wake Forest 2/23/14
Career: 5*, vs. Wake Forest 2/23/14
Steals
Season: 4, vs. Coppin State 12/15/13
Career: 3*, vs. Missouri 11/30/13
Blocked Shots
Season:
Career: 1*, vs. Wisconsin 12/29/12
Field Goals
Season: 9*, vs. Missouri 11/30/13
Career: 9*, vs. Missouri 11/30/13
Field Goal Attempts
Season: 16*, vs. Missouri 11/30/13
Career: 16*, vs. Missouri 11/30/13
Free Throws
Season: 7, vs. Yale 11/25/13
Career: 7, vs. Yale 11/25/13
Free Throw Attempts
Season: 8, vs. Yale 11/25/13
Career: 8, vs. Yale 11/25/13
3-Point Field Goals
Season: 4, vs. Duke 1/30/14
Career: 4, vs. Duke 1/30/14
3-Point Field Goal Attempts
Season: 10, at Oakland, 11/19/13
Career: 10, at Oakland 11/19/13
Minutes
Season: 32, vs. Yale 11/25/13
Career: 32, vs. Yale 11/25/13

2013-14 (Sophomore) Dropped in a then career-high 14 points in her season-debut at Oakland ... Went 4-for-12 on three-pointers ... Set a new career-high for the second straight game at Yale when she scored 26 points on 9-of-15 shooting while going 7-for-8 from the line ... Scores 20+ for the second straight game against St. Francis Brooklyn when she contributed 23 points on 50 percent shooting from the field ... Notched her third straight 20+ point performance against Missouri in the championship of the Miami Thanksgiving Tournament ... Was named tournament MVP ... Scored in double-figures for her fifth straight game of the season in 12-point effort against Minnesota ... Scored nine points in win against Coppin State on 12/15/13 ... On 1/1/14 against Penn, scored in double figures where she had 13 points on 5-of-15 shooting from the field ... Tallied seven points and three rebounds in the ACC-opening win at Wake Forest on 1/4/14.

As a Freshman (2012-13): Reached season highs in points (9) and assists (4) vs. Alcorn State... Scored five point to go along with three rebounds and two steals in collegiate debut vs. UNF (11/9).

Opposition	2012-13			Opposition	2013-14		
	P	R	A		P	R	A
UNF	5	1	3	UNF	-	-	-
Richmond	4	1	1	Richmond	-	-	-
Tennessee	6	0	0	Middle Tennessee	-	-	-
FAU	5	2	1	Oakland	14	2	0
Radford	3	1	1	Yale	26	3	1
Penn State	4	0	0	St. Francis	23	4	3
Alcorn State	9	1	4	Mizzou	23	2	0
Davidson	2	1	0	Minnesota	12	2	0
Rutgers	2	1	0	Coppin State	9	0	2
NC State	0	4	1	Arizona State	3	0	0
Central Conn. St.	0	3	1	Morgan State	4	1	0
Wisconsin	3	3	2	New Mexico	4	1	0
Clemson	5	3	1	Penn	13	6	5
Virginia	0	1	2	Wake Forest	7	3	2
Maryland	2	1	1	Florida State	15	5	1
Florida State	0	0	0	Virginia Tech	17	3	1
Georgia Tech	1	0	0	Boston College	12	5	3
Virginia	-	-	-	NC State	13	4	2
Wake Forest	0	0	0	Notre Dame	7	3	0
North Carolina	0	0	0	Clemson	0	3	0
Duke	0	0	0	Duke	12	4	3
Virginia Tech	3	0	1	North Carolina	10	3	2
Clemson	2	0	0	Georgia Tech	12	3	1
Florida State	5	0	1	Maryland	5	3	2
Boston College	0	0	0	Florida State	1	3	1
NC State	0	2	0	Syracuse	14	6	0
Georgia Tech	2	0	1	Wake Forest	6	2	5
Duke	-	-	-	Virginia	3	3	1
Virginia Tech	-	-	-	Pittsburgh	-	-	-
Florida State	-	-	-				

Opponent	Date	GS	TOTAL			3-PTS			FREE THROWS			REBOUNDS				PF	FO	A	TO	Blk	Stl	Pts	Avg		
			Min	FG	FGA	Pct	3FG	FGA	Pct	FT	FTA	Pct	Off	Def	Tot									Avg	
at Oakland	11/19/13		23	4	12	.333	4	10	.400	2	2	1.000	0	2	2	2.0	3	0	0	3	0	1	14	14.0	
YALE	11-25-13	*	32	9	15	.600	1	2	.500	7	8	.875	0	1	1	1.5	1	0	3	0	0	1	26	20.0	
ST. FRANCIS	11/29/13	*	28	8	16	.500	4	6	.667	3	4	.750	1	3	4	2.3	2	0	3	2	0	2	23	21.0	
MISSOURI	11/30/13	*	24	9	16	.563	3	6	.500	2	4	.500	0	2	2	2.3	4	0	0	1	0	3	23	21.5	
at Minnesota	12/05/13	*	31	4	15	.267	2	6	.333	2	7	.286	0	2	2	2.2	2	0	0	2	0	0	12	19.6	
COPPIN ST.	12/15/13	*	25	3	10	.300	1	6	.167	2	4	.500	0	0	0	1.8	3	0	2	6	0	4	9	17.8	
at Arizona State	12/21/13	*	22	1	8	.125	0	2	.000	1	2	.500	0	0	0	1.6	2	0	0	4	0	0	3	15.7	
NEW MEXICO	12-29-13		12	1	1	1.000	0	0	.000	2	2	1.000	0	1	1	1.5	0	0	0	2	0	1	4	14.3	
PENN	1-1-14		30	5	15	.333	1	7	.143	2	7	.286	1	5	6	2.0	2	0	5	2	0	3	13	14.1	
at Wake Forest	01/04/14		23	3	9	.333	1	3	.333	0	0	.000	0	3	3	2.1	1	0	2	1	0	1	7	13.4	
FLORIDA STATE	1/9/14		29	5	13	.385	1	4	.250	4	6	.667	1	4	5	2.4	2	0	1	2	0	3	15	13.5	
at Virginia Tech	01/12/14	*	29	5	11	.455	2	7	.286	5	6	.833	0	3	3	2.4	4	0	1	2	0	1	17	13.8	
at Boston College	1/16/14	*	30	3	12	.250	1	7	.143	5	6	.833	0	5	5	2.6	1	0	3	0	0	0	12	13.7	
NC STATE	1-19-14	*	30	3	10	.300	2	6	.333	5	5	1.000	1	3	4	2.7	2	0	2	0	0	2	13	13.6	
at Notre Dame	01/23/14	*	33	2	14	.143	1	3	.333	2	2	1.000	0	3	3	2.7	1	0	0	2	0	3	7	13.2	
at Clemson	01/26/14	*	11	0	2	.000	0	1	.000	0	0	.000	0	3	3	2.8	3	0	0	3	0	1	0	12.4	
DUKE	01/30/14	*	29	4	8	.500	4	7	.571	0	0	.000	0	4	4	2.8	3	0	3	1	0	0	12	12.4	
at North Carolina	02/02/14	*	24	4	6	.667	2	3	.667	0	0	.000	0	3	3	2.8	2	0	2	3	1	1	10	12.2	
GT	2-9-14	*	22	4	11	.364	1	4	.250	3	5	.600	0	3	3	2.8	2	0	1	5	0	2	12	12.2	
UMD	2/13/14	*	18	2	6	.333	1	3	.333	0	0	.000	2	1	3	2.9	0	0	2	0	0	1	5	11.9	
at Florida State	02/16/14	*	19	0	8	.000	0	1	.000	1	2	.500	1	5	6	3.0	3	0	0	2	0	0	14	11.5	
SYRACUSE	2-20-14	*	25	5	11	.455	3	8	.375	1	2	.500	1	5	6	3.0	3	0	0	2	0	0	14	11.5	
WAKE FOREST	2-23-14	*	16	1	5	.200	0	1	.000	4	4	1.000	0	2	2	3.0	3	0	5	0	0	1	6	11.2	
at Virginia	02/27/14	*	19	1	3	.333	1	3	.333	0	0	.000	0	3	3	3.0	2	0	1	2	0	0	3	10.9	
Totals			13	584	86	.237	.363	36	106	.340	53	78	.679	7	64	71	3.0	50	0	37	45	1	32	261	10.9

*Recorded more than once with most recent



NIGIA GREENE

Freshman | Guard | 5-10

#5

Atlanta, Ga. | St. Francis HS

High School: Graduated from Saint Francis HS in 2013...Played for head coach Aisha Kennedy ... Was ranked No. 41 overall in nation and eighth at position according to ESPN HoopGurlz ... Averaged 18 points per game while leading St. Francis to a 25-6 record ... Played for Peak Performance National ... Named to North Fulton All-Metro Honorable Mention ... As a sophomore was named Georgia All-State Class A Second Team.

Personal: Full name is Nigia Greene ... Goes by Gia ... Born on Oct. 5, 1994, in Chesapeake, Va. ... Majoring in computer science ... Hobbies include shopping and listening to music ... Daughter of Shikena Greene.



KEYONA HAYES

Sophomore | Forward | 6-1

Marietta, Ga. | Saint Francis

#20

Hayes Season / Career Highs

Points
 Season: 22*, at UVA 2/27/14
 Career: 22*, at UVA 2/27/14

Rebounds
 Season: 13, at Boston College 1/16/14
 Career: 15, vs. Central Conn. St. 12/28/12

Assists
 Season: 4, vs Morgan State 12/28/13
 Career: 4, vs Morgan State 12/28/13

Steals
 Season: 3*, at FSU 2/16/14
 Career: 3*, at FSU 2/16/14

Blocked Shots
 Season: 2*, vs Missouri 11/30/13
 Career: 4, vs. Davidson 12/8/12

Field Goals
 Season: 10, at UVA 2/27/14
 Career: at UVA 2/27/14

Field Goal Attempts
 Season: 16, at FSU 2/16/14
 Career: 16, at FSU 2/16/14

Free Throws
 Season: 7, vs Yale 11/25/13
 Career: 7, vs Yale 11/25/13

Free Throw Attempts
 Season: 13, vs Yale 11/25/13
 Career: 13, vs Yale 11/25/13

3-Point Field Goals
 Season: 1, at Oakland 11/19/13
 Career: 1, at Oakland 11/19/13

3-Point Field Goal Attempts
 Season: 1*, vs St. Francis 11/29/13
 Career: 1*, vs St. Francis 11/29/13

Minutes
 Season: 32*, vs Wake Forest 2/23/14
 Career: 32*, vs Wake Forest 2/23/14

2013-14 (Sophomore)

Scored 13 points in her sophomore debut on 4-of-10 shooting and grabbed nine rebounds in the win against UNF ... Scored 12 points and swiped two steals while going 5-for-6 from the field in the loss to Middle Tennessee ... Contributed 15 points and five rebounds in the road win at Oakland ... Dropped in 17 points and seven rebounds in the win against Yale ... Contributed 15 points and five rebounds on 7-of-12 shooting in the win against St. Francis Brooklyn on Nov. 29 ... Tallied a career-high 20 points on 9-of-16 shooting in loss to Minnesota ... Also totaled six rebounds and three steals ... Scored eight points and pulled down a season-high 12 rebounds in the win against Coppin State ... Followed it up with a 15-point performance at Arizona State ... Recorded her first double-double of the season against Morgan State where she tallied 17 points and 10 rebounds ... Was named to the All-Tournament team at the Miami Holiday Tournament ... Scored eight points and grabbed four board in ACC-opener at Wake Forest on 1/4/14.

As a Freshman (2012-13): Recorded her fifth double-double of the season with 14 points and 11 rebounds at Georgia Tech (2/24)... Pulled down nine rebounds and scored seven points vs. Boston College (2/17)... Netted fourth double-double of season with 12 points and 10 rebounds at Clemson (2/7)... Led Miami with 11 rebounds vs. Virginia Tech (2/3), also scored eight points... Scored seven points at Florida State (1/13)... Named to the UM Holiday All-Tournament Team... Third double-double came with 11 points and 15 rebounds vs. Central Connecticut State (12/28)... Poured in 10 points in ACC opener against NC State (12/20)... Scored 12 points to go with four rebounds and a season-best four block vs. Davidson (12/8)... Pulled down six rebounds in win over No. 6 Penn State (11/29)... Second double-double came vs. FAU, scored new career-high 14 points and grabbed 14 boards (11/23)... Recorded first double-double of collegiate career with 10 points and 11 rebounds at Richmond (11/12)... Scored four points and grabbed two rebounds in collegiate debut vs. UNF (11/9).

High School: Ranked as high as No. 31 overall prospect by Blue Star Basketball... ESPN HoopGurlz ranked as No. 11 forward in nation... Named to 2012 GSWA Class A All-State first team and 2012 Atlanta Journal-Constitution Class A All-State first team averaging 16 points and 6 rebounds as a senior... Averaged 18 points, 12 rebounds, six assists and five blocks per game as junior and 19 points and 13 rebounds as sophomore.

Opposition	2012-13		
	P	R	A
UNF	4	2	0
Richmond	10	11	2
Tennessee	7	6	1
FAU	14	11	0
Radford	10	5	0
Penn State	4	6	0
Alcorn State	3	0	0
Davidson	12	4	0
Rutgers	0	3	1
NC State	10	4	0
Central Conn. St.	11	15	0
Wisconsin	6	9	0
Clemson	5	1	0
Virginia	4	1	0
Maryland	2	3	0
Florida State	7	3	2
Georgia Tech	2	1	0
Virginia	8	5	0
Wake Forest	3	2	0
North Carolina	0	1	0
Duke	2	8	0
Virginia Tech	8	11	0
Clemson	12	10	0
Florida State	8	10	0
Boston College	7	9	1
NC State	4	6	1
Georgia Tech	14	11	1
Duke	2	2	1
Virginia Tech	2	3	0
Virginia Tech	2	1	0

Opposition	2013-14		
	P	R	A
UNF	13	9	2
Richmond	2	6	0
Middle Tennessee	12	1	0
Oakland	15	5	2
Yale	17	7	0
St. Francis	15	5	0
Mizzou/Hartford	0	8	2
Minnesota	20	6	2
Coppin State	8	12	0
Arizona State	15	6	2
Morgan State	17	10	4
New Mexico	12	8	2
Penn	3	1	1
Wake Forest	8	4	0
Florida State	2	3	1
Virginia Tech	6	12	0
Boston College	11	13	1
NC State	4	3	1
Notre Dame	0	7	0
Clemson	11	7	0
Duke	2	2	0
North Carolina	14	3	0
Georgia Tech	14	7	2
Maryland	2	1	0
Florida State	22	8	3
Syracuse	6	7	1
Wake Forest	12	4	0
Virginia	22	9	2
Pittsburgh	.	.	.

Opponent	Date	GS	TOTAL				3-PTS			FREE THROWS			REBOUNDS				PF	FO	A	TO	Blk	Stl	Pts	Avg
			Min	FG	FGA	Pct	3FG	FGA	Pct	FT	FTA	Pct	Off	Def	Tot	Avg								
NORTH FLORIDA	11/08/13	*	23	4	10	.400	0	1	.000	5	9	.556	3	6	9	9.0	2	0	2	3	0	0	13	13.0
RICHMOND	11/10/13	*	14	1	5	.200	0	0	.000	0	0	.000	2	4	6	7.5	3	0	0	2	1	0	2	7.5
MIDDLE TENN	11/15/13	*	17	5	6	.833	0	1	.000	2	2	1.000	0	1	1	5.3	5	1	0	5	0	2	12	9.0
at Oakland	11/19/13	*	21	6	8	.750	1	1	1.000	2	2	1.000	3	2	5	5.3	0	0	2	1	0	2	15	10.5
YALE	11-25-13	*	29	7	13	.538	0	0	.000	3	6	.500	0	7	7	5.6	1	0	0	1	1	3	17	11.8
ST. FRANCIS	11/29/13	*	32	7	12	.583	0	1	.000	1	4	.250	0	5	5	5.5	1	0	0	1	2	3	15	12.3
MISSOURI	11/30/13	*	21	0	3	.000	0	0	.000	0	0	.000	2	6	8	5.9	4	0	2	3	2	0	0	10.6
at Minnesota	12/05/13	*	31	9	16	.563	0	0	.000	2	5	.400	4	2	6	5.9	3	0	2	0	0	3	20	11.8
COPPIN ST.	12/15/13	*	31	2	5	.400	0	0	.000	4	4	1.000	5	7	12	6.6	4	0	0	0	3	1	8	11.3
at Arizona State	12/21/13	*	25	6	11	.545	0	0	.000	3	4	.750	3	3	6	6.5	4	0	2	2	0	3	15	11.7
MORGAN STATE	12-28-13	*	28	7	14	.500	0	1	.000	3	5	.600	5	5	10	6.8	1	0	4	2	0	3	17	12.2
NEW MEXICO	12-29-13	*	26	5	8	.625	0	0	.000	2	2	1.000	2	6	8	6.9	4	0	2	0	1	0	12	12.2
PENN	1-1-14	*	17	0	4	.000	0	0	.000	3	4	.750	0	1	1	6.5	3	0	1	2	1	0	3	11.5
at Wake Forest	01/04/14	*	19	3	8	.375	1	1	1.000	1	2	.500	3	1	4	6.3	2	0	0	4	0	1	8	11.2
FLORIDA STATE	1/9/14	*	11	1	2	.500	0	1	.000	0	0	.000	1	2	3	6.1	5	1	1	4	1	1	2	10.6
at Virginia Tech	01/12/14	*	29	2	7	.286	1	2	.500	1	2	.500	4	8	12	6.4	1	0	0	2	0	1	6	10.3
at Boston College	1/16/14	*	29	5	9	.556	0	1	.000	1	2	.500	6	7	13	6.8	4	0	1	0	1	3	11	10.4
NC STATE	1-19-14	*	9	1	4	.250	0	0	.000	2	2	1.000	2	1	3	6.6	4	0	1	2	0	0	4	10.0
at Notre Dame	01/23/14	*	19	0	1	.000	0	0	.000	0	0	.000	1	6	7	6.6	2	0	0	5	0	1	0	9.5
at Clemson	01/26/14	*	28	4	8	.500	0	0	.000	3	5	.600	3	4	7	6.7	5	1	0	2	1	1	11	9.6
DUKE	01/30/14	*	16	1	4	.250	0	0	.000	0	0	.000	0	2	2	6.4	1	0	0	0	0	1	2	9.2
at North Carolina	02/02/14	*	21	7	10	.700	0	0	.000	0	0	.000	1	2	3	6.3	2	0	0	3	0	0	14	9.4
GT	2-9-14	*	26	2	4	.500	0	0	.000	10	10	1.000	3	4	7	6.3	4	0	2	3	1	0	14	9.6
UMD	2/13/14	*	13	1	4	.250	0	1	.000	0	0	.000	0	1	1	6.1	3	0	0	4	1	0	2	9.3
at Florida State	02/16/14	*	27	9	16	.563	0	0	.000	4	5	.800	4	4	8	6.2	4	0	3	3	0	3	22	9.8
SYRACUSE	2-20-14	*	19	1	4	.250	0	0	.000	4	5	.800	3	4	7	6.2	3	0	1	1	0	1	6	9.7
WAKE FOREST	2-23-14	*	32	5	9	.556	0	0	.000	2	3	.667	3	1	4	6.1	1	0	0	0	0	1	12	9.7
at Virginia	02/27/14	*	26	10	12	.833	0	0	.000	2	4	.500	3	6	9	6.2	3	0	2	2	0	1	22	10.2
Totals			20	639	111	.512	3	11	.273	60	87	.690	66	108	174	6.2	79	3	28	57	16	35	285	10.2



SURIYA MCGUIRE #33

Junior | Guard | 5-11

Minneapolis, Minn. | Roosevelt

McGuire Season / Career Highs

Points
 Season: 23, vs Duke 1/30/14
 Career: 23, vs Duke 1/30/14

Rebounds
 Season: 13, at FSU 2/16/14
 Career: 13, at FSU 2/16/14

Assists
 Season: 5*, vs NC State 1/19/14
 Career: 6, vs. Louisiana-Monroe 2/16/11

Steals
 Season: 4, vs. UNF 11/8/13
 Career: 5, vs. Alcorn State 12/3/12

Blocked Shots
 Season: 3, vs NC State 1/19/14
 Career: 3*, vs. VCU 12/29/11

Field Goals
 Season: 10, Wake Forest 1/4/14
 Career: 10, Wake Forest 1/4/14

Field Goal Attempts
 Season: 16, Wake Forest 1/4/14
 Career: 16, Wake Forest 1/4/14

Free Throws
 Season: 8, vs Missouri 11/30/13
 Career: 8, vs Missouri 11/30/13

Free Throw Attempts
 Season: 13, vs Missouri 11/30/13
 Career: 13, vs Missouri 11/30/13

3-Point Field Goals
 Season: 1, at Oakland 11/19/13
 Career: 2, vs. FAU 11/23/12

3-Point Field Goal Attempts
 Season: 2*, at Oakland 11/19/13
 Career: 2*, at Oakland 11/19/13

Minutes
 Season: 35, vs Richmond 11/10/13
 Career: 35, vs. Richmond 11/10/13

*Recorded more than once with most recent listed

Opposition	2013-14		
	P	R	A
UNF	15	0	0
Richmond	11	5	4
Middle Tennessee	10	3	0
Oakland	3	3	3
Yale	12	4	1
St. Francis	5	3	2
Mizzou/Hartford	16	8	3
Minnesota	11	9	5
Coppin State	6	8	3
Arizona State	17	5	1
Morgan State	8	2	3
UNM	13	2	1
Penn	8	5	0
Wake Forest	22	4	0
Florida State	4	5	1
Virginia Tech	7	4	0
Boston College	0	2	1
NC State	12	10	5
Notre Dame	6	2	1
Clemson	8	5	0
Duke	23	3	0
North Carolina	5	4	3
Georgia Tech	2	2	1
Maryland	8	2	1
Florida State	8	13	2
Syracuse	6	7	0
Wake Forest	11	4	0
Virginia	13	4	4
Pittsburgh	-	-	-

2013-14 (Junior)

Led the team with 15 points in the season-opening win against UNF while also swiping a season-high four steals ... Notched second straight double figures scoring night with 11 points and five rebounds in the loss to Richmond on Nov. 10 ... Scored 10 points against Middle Tennessee, marking her third straight double digit scoring effort ... Tied 12 points while grabbing four boards in the win against Yale ... Scored season-high 16 points and grabbed eight rebounds as Miami beat Missouri to win the Thanksgiving tournament ... Was named to the all-tournament team ... Scored 11 points and pulled down nine rebounds on the road at Minnesota ... Scored 17 points and grabbed five rebounds in the loss at Arizona State ... Tallied 13 points on 4-of-10 shooting from the field against New Mexico in the Holiday Tournament Championship ... In ACC-opener at Wake Forest, scored a then career-high 22 points on 10-of-16 shooting ... McGuire has posted four double-figure scoring games in ACC play including a career-high of 23 in the home one-point loss to Duke ... Scored 12 points in the home win against ranked NC State ... Has shown phenomenal athleticism during the season and is second on the team in blocked shots in ACC play ... Swiped three steals in the home win against Wake Forest

As a Sophomore (2012-13): Scored 13 points and pulled down a career-best seven rebounds vs. Florida State (3/8)... Scored 12 points and grabbed four rebounds at Virginia Tech (3/3)... Tied a career-best with six rebounds at NC State (2/21), also added eight points... Scored 12 points and grabbed five rebounds vs. Boston College (2/17)... Scored 10 points vs. Florida State (2/10) to go with five rebounds and four assists... Scored 10 first-half points and had four assists vs. Virginia Tech (2/3)... Scored a new career best of 17 points at Wake Forest (1/24), for the second time this season, made game-winning basket in final seconds... Scored 11 points, including reaching a career-best with five made free throws vs. Georgia Tech (1/17), added team-best four assists and four rebounds... Matched a career-high 13 points at No. 10 Maryland (1/10), also added five rebounds... Grabbed a career-best six rebounds vs. Wisconsin (12/29)... Poured in a new career-best 13 points to go with five steals vs. Alcorn State (12/3)... Scored eight points, including the game-winner on a layup against No. 6 Penn State (11/29)... Matched a career-best with five rebounds vs. Radford, also scored eight points (11/24)... Dished out five assists and scored four points to go with three steals vs. UNF (11/9).

As a Freshman (2011-12): Scored nine points at Boston College (1/29)... In just 11 minutes, scored season-best 10 points, to go with three rebounds and three blocks (12/29)... Scored six points with two boards vs. Holy Cross (12/28)... Dished out six assists to go with four rebounds vs. ULM (12/16)... Had four steals in just 11 minutes vs. Ole Miss (12/10)... Recorded career-first block vs. Longwood (11/27), while scoring five points and pulling down four rebounds... Had seven points with five rebounds vs. USF (11/24)... Scored nine points to go with four steals in 13 minutes vs. Prairie View A&M... Was defensive catalyst for Canes at No. 3 Tennessee (11/15), recording pair of steals to go with four points... Scored four points, grabbed five boards and handed out pair of assists in collegiate debut, win over Texas-Pan American (11/11).

High School: Was ranked as No. 7 overall player in nation by Collegiate Girls Basketball Report and fifth-best point guard by hoopgurlz.com... Scored 13 points per game season ago and was one of five players to be named to Nike Nationals All-Tournament Team while playing for North Tartan AAU squad.

Opponent	Date	GS	TOTAL			Pct	3-PTS			FREE THROWS			REBOUNDS			PF	FO	A	TO	Blk	Stl	Pts	Avg		
			Min	FG	FGA		3FG	FGA	Pct	FT	FTA	Pct	Off	Def	Tot									Avg	
NORTH FLORIDA	11/08/13	*	17	7	11	.636	0	2	.000	1	1	1.000	0	0	0	0.0	2	0	0	2	1	4	15	15.0	
RICHMOND	11/10/13	*	35	5	10	.500	0	1	.000	1	3	.333	1	4	5	2.5	2	0	4	5	2	3	11	13.0	
MIDDLE TENN	11/15/13	*	30	4	11	.364	0	0	.000	2	3	.667	0	3	3	2.7	2	0	0	4	0	2	10	12.0	
at Oakland	11/19/13	*	21	1	5	.200	1	2	.500	0	2	.000	4	2	6	3.5	1	0	2	2	2	0	3	9.8	
YALE	11-25-13		18	5	7	.714	0	1	.000	2	3	.667	1	3	4	3.6	1	0	1	1	0	0	12	10.2	
ST. FRANCIS	11/29/13		19	2	4	.500	0	0	.000	1	2	.500	1	2	3	3.5	3	0	2	5	0	2	5	9.3	
MISSOURI	11/30/13		30	4	10	.400	0	0	.000	8	13	.615	4	4	8	4.1	3	0	3	2	2	2	16	10.3	
at Minnesota	12/05/13	*	29	5	12	.417	0	0	.000	1	1	1.000	5	4	9	4.8	4	0	5	0	1	2	11	10.4	
COPPIN ST.	12/15/13	*	23	2	9	.222	0	1	.000	2	4	.500	5	3	8	5.1	2	0	3	1	1	1	6	9.9	
at Arizona State	12/21/13	*	26	7	12	.583	0	0	.000	3	4	.750	1	4	5	5.1	4	0	1	2	1	1	17	10.6	
MORGAN STATE	12-28-13	*	20	3	5	.600	0	1	.000	2	2	1.000	1	1	2	4.8	4	0	3	3	2	2	8	10.4	
NEW MEXICO	12-29-13	*	30	4	10	.400	1	2	.500	4	9	.444	0	2	2	4.6	1	0	1	2	2	2	13	10.6	
PENN	1-1-14	*	16	4	6	.667	0	0	.000	0	1	.000	2	3	5	4.6	4	0	0	1	0	0	8	10.4	
at Wake Forest	01/04/14	*	20	10	16	.625	0	0	.000	2	2	1.000	2	2	4	4.6	3	0	2	0	0	0	22	11.2	
FLORIDA STATE	1/9/14	*	21	1	7	.143	0	1	.000	2	5	.400	3	2	5	4.6	2	0	1	2	0	1	4	10.7	
at Virginia Tech	01/12/14		18	3	10	.300	0	0	.000	1	2	.500	1	3	4	4.6	2	0	0	3	1	0	7	10.5	
at Boston College	1/16/14		14	0	3	.000	0	0	.000	0	0	.000	1	1	2	4.4	2	0	1	3	2	1	0	9.9	
NC STATE	1-19-14		28	6	13	.462	0	3	.000	0	0	.000	5	5	10	4.7	3	0	5	0	3	1	12	10.0	
at Notre Dame	01/23/14		21	3	10	.300	0	0	.000	0	0	.000	0	2	2	4.6	3	0	1	4	0	1	6	9.8	
at Clemson	01/26/14		24	4	12	.333	0	2	.000	0	0	.000	3	2	5	4.6	2	0	0	1	1	2	8	9.7	
DUKE	01/30/14	*	36	8	15	.533	0	2	.000	7	12	.583	1	2	3	4.5	0	0	0	1	2	4	23	10.3	
at North Carolina	02/02/14	*	29	2	6	.333	1	1	1.000	0	0	.000	0	4	4	4.5	4	0	3	5	1	0	5	10.1	
GT	2-9-14	*	11	1	5	.200	0	0	.000	0	0	.000	0	2	2	4.4	4	0	1	1	0	0	2	9.7	
UMD	2/13/14		27	3	8	.375	1	2	.500	1	2	.500	0	2	2	4.3	5	1	1	2	0	0	8	9.7	
at Florida State	02/16/14	*	30	2	6	.333	0	0	.000	4	7	.571	2	11	13	4.6	4	0	2	2	1	0	8	9.6	
SYRACUSE	2-20-14	*	31	3	8	.375	0	1	.000	0	0	.000	2	5	7	4.7	4	0	0	5	0	0	6	9.5	
WAKE FOREST	2-23-14	*	28	4	12	.333	0	2	.000	3	3	1.000	1	3	4	4.7	3	0	0	2	0	3	11	9.5	
at Virginia	02/27/14	*	34	5	11	.455	0	3	.000	3	5	.600	2	2	4	4.7	2	0	4	0	2	2	13	9.6	
Totals			19	686	108	254	.425	4	27	.148	50	86	.581	48	83	131	4.7	76	1	44	63	27	36	270	9.6



ADRIENNE MOTLEY

Freshman | Guard | 5-9

#23

Newport News, Va. | Woodside HS

SEASON ACCOMPLISHMENTS

- 10-straight double figure scoring games against Virginia Tech, Boston College, NC State, Notre Dame, Clemson, North Carolina, Duke, Georgia Tech, Maryland, and Florida State.
- Fifth in scoring among freshman in ACC play (13.9)
- Has reached double-figures in scoring in 16 of last 18 games
- Scored career-high 27 points at No. 6 North Carolina
- Leads the Hurricanes with 74 assists
- Is shooting 49 percent from the field in ACC play

2013-14 (Freshman)

Scored nine points and registered eight rebounds in her collegiate debut against UNF ... Scored eight points while grabbing three boards in the road win at Oakland ... Tallied four points and four rebounds against Yale on Nov. 25 ... Scored nine points and grabbed four rebounds in the win against St. Francis Brooklyn ... Reached a new career-high in scoring with 12 points in the win over Missouri to win the Thanksgiving tournament ... Scored 10 points and retrieved four rebounds in the win against Morgan State ... Followed it up with a career-high 18 points in the Holiday Tournament championship where she was eventually named tournament MVP ... Tallied 17 points and six rebounds in home loss vs. Penn ... Stepped up her game in ACC play, scoring in double-figures in 10-straight games ... Poured in a career-high 27 points in the win at No. 6 North Carolina and then followed it up with a 26-point performance at home against Georgia Tech ... With her 15 points against Wake Forest, has now reached double-figures in 15-of-the-last-17 games ... Also leads the team with 70 assists.

High School: Graduated from Woodside HS in 2013 where she played for Coach Mike Tallon ... TCIS Player of the Year ... Named TCIS first-team All-Conference ... Named 2011, 2012, and 2013 Peninsula District Player of the Year ... 2012 and 2013 Gatorade Player of the Year Finalist ... 2012 and 2013 first team all-state ... Nominee for 2013 McDonalds All-American Game ... Rated No. 27 overall and No. 7 guard in 2013 ESPN HoopGuriz Recruiting Rankings ... Recipient of 2013 Peninsula Sports Club Award, Outstanding High School Female Athlete of the Year ... 2012 Virginia Co-Player of the Year ... 2011-12 Eastern Region Player of the Year.

Personal: Born on Sept. 27, 1995, in Amsterdam, Netherlands ... Hobbies include listening to music ... Majoring in communications/broadcast journalism ... Held summer jobs at Hampton University communications program and as youth league coach ... Names Rajon Rondo as athletic role model ... Her uncle, Kenny Harris, played basketball at VCU ... Daughter of Adrian and Norma Motley ... Has two sisters, Nikesha Williams and Dominique Mason.

Opposition	2013-14		
	P	R	A
UNF	9	8	2
Richmond	0	3	3
Middle Tennessee	2	3	4
Oakland	8	3	3
Yale	4	4	2
St. Francis	9	4	2
Mizzou/Hartford	12	4	3
Minnesota	2	0	1
Coppin State	8	1	5
Arizona State	6	1	2
Morgan State	10	4	2
New Mexico	18	3	1
Penn	17	6	2
Wake Forest	10	6	1
Florida State	8	4	5
Virginia Tech	11	3	3
Boston College	11	5	0
NC State	14	2	3
Notre Dame	10	5	1
Clemson	14	3	1
Duke	15	7	6
North Carolina	27	8	2
Georgia Tech	26	3	8
Maryland	12	2	0
Florida State	10	3	0
Syracuse	5	1	3
Wake Forest	15	3	4
Virginia	21	7	4
Pittsburgh	-	-	-

Motley Season / Career Highs

Points	Season: 27, at UNC 2/2/14
Rebounds	Season: 8, at UNC 2/2/14
Assists	Season: 8, vs GT 2/09/14
Steals	Season: 4*, vs. Wake Forest 2/23/14
Blocked Shots	Season: 1* at Oakland 11/19/13
Field Goals	Season: 11, vs GT 2/09/14
Field Goal Attempts	Season: 16, vs GT 2/09/14
Free Throws	Season: 6, at UNC 2/2/14
Free Throw Attempts	Season: 8*, vs Wake Forest 2/24/14
3-Point Field Goals	Season: 3, vs New Mexico 12/29/13
3-Point Field Goal Attempts	Season: 5*, vs Wake Forest 2/24/13
Minutes	Season: 36, vs GT 2/09/14

*Recorded more than once with most recent listed

Opponent	Date	GS	TOTAL		FGA	3-PTS		FREE THROWS			REBOUNDS			PF	FO	A	TO	Blk	Stl	Pts	Avg			
			Min	FG		Pct	3FG	FGA	Pct	FT	FTA	Pct	Off									Def	Tot	Avg
NORTH FLORIDA	11/08/13	*	29	3	11	.273	0	5	.000	3	6	.500	2	6	8	8.0	1	0	2	3	0	4	9	9.0
RICHMOND	11/10/13	*	28	0	6	.000	0	2	.000	0	0	.000	3	0	3	5.5	2	0	3	5	0	1	0	4.5
MIDDLE TENN	11/15/13	*	23	0	4	.000	0	1	.000	2	3	.667	1	2	3	4.7	0	0	4	0	1	0	2	3.7
at Oakland	11/19/13	*	25	4	11	.364	0	2	.000	0	0	.000	1	2	3	4.3	3	0	3	0	1	0	8	4.8
YALE	11-25-13	*	24	2	6	.333	0	1	.000	0	0	.000	2	2	4	4.2	3	0	2	2	0	2	4	4.6
ST. FRANCIS	11/29/13	*	29	4	9	.444	0	1	.000	1	1	1.000	2	2	4	4.2	1	0	2	2	1	1	9	5.3
MISSOURI	11/30/13	*	33	3	9	.333	1	4	.250	5	7	.714	1	3	4	4.1	0	0	3	1	0	1	12	6.3
at Minnesota	12/05/13	*	12	1	3	.333	0	0	.000	0	0	.000	0	0	0	3.6	1	0	1	1	0	0	2	5.8
COPPIN ST.	12/15/13	*	21	2	6	.333	0	2	.000	4	5	.800	1	0	1	3.3	3	0	5	1	0	2	8	6.0
at Arizona State	12/21/13	*	24	2	6	.333	2	2	1.000	0	0	.000	1	0	1	3.1	2	0	2	1	0	1	6	6.0
MORGAN STATE	12-28-13	*	29	4	9	.444	0	2	.000	2	2	1.000	2	2	4	3.2	1	0	2	3	0	2	10	6.4
NEW MEXICO	12-29-13	*	27	7	11	.636	3	4	.750	1	1	1.000	1	2	3	3.2	2	0	2	1	0	0	18	7.3
PENN	1-1-14	*	30	8	13	.615	0	3	.000	1	1	1.000	4	2	6	3.4	1	0	2	0	0	1	17	8.1
at Wake Forest	01/04/14	*	31	4	10	.400	2	5	.400	0	0	.000	4	2	6	3.6	2	0	1	5	0	2	10	8.2
FLORIDA STATE	1/9/14	*	30	4	12	.333	0	2	.000	0	1	.000	2	2	4	3.6	2	0	5	1	1	1	8	8.2
at Virginia Tech	01/12/14	*	26	3	9	.333	0	0	.000	5	6	.833	1	2	3	3.6	3	0	3	0	0	0	11	8.4
at Boston College	1/16/14	*	35	3	9	.333	1	2	.500	4	5	.800	3	2	5	3.6	2	0	0	1	0	0	11	8.5
NC STATE	1-19-14	*	33	5	10	.500	2	3	.667	2	2	1.000	1	1	2	3.6	2	0	3	1	0	1	14	8.8
at Notre Dame	01/23/14	*	28	4	9	.444	0	0	.000	2	2	1.000	2	3	5	3.6	3	0	1	4	0	2	10	8.9
at Clemson	01/26/14	*	27	5	9	.556	2	5	.400	2	3	.667	1	2	3	3.6	4	0	1	2	0	1	14	9.2
DUKE	01/30/14	*	34	6	11	.545	2	4	.500	1	1	1.000	1	6	7	3.8	4	0	6	2	0	2	15	9.4
at North Carolina	02/02/14	*	30	10	14	.714	1	1	1.000	6	8	.750	2	6	8	4.0	4	0	2	3	0	0	27	10.2
GT	2-9-14	*	36	11	16	.688	1	2	.500	3	7	.429	0	3	3	3.9	3	0	8	6	0	1	26	10.9
UMD	2/13/14	*	33	4	8	.500	0	1	.000	4	4	1.000	1	1	2	3.8	3	0	0	2	0	1	12	11.0
at Florida State	02/16/14	*	28	4	9	.444	0	2	.000	2	4	.500	1	2	3	3.8	3	0	0	1	1	0	10	10.9
SYRACUSE	2-20-14	*	30	2	5	.400	0	1	.000	1	2	.500	0	1	1	3.7	4	0	3	1	0	0	5	10.7
WAKE FOREST	2-23-14	*	35	4	13	.308	2	5	.400	5	8	.625	2	1	3	3.7	1	0	4	0	0	4	15	10.9
at Virginia	02/27/14	*	28	9	15	.600	1	2	.500	2	2	1.000	2	5	7	3.8	2	0	4	6	0	4	21	11.2
Totals			25	798	118	.449	20	64	.313	58	81	.716	44	62	106	3.8	62	0	74	55	5	34	314	11.2



NECOLE STERLING

Junior | Forward | 5-10

#15

Los Angeles, Calif. | Gulf Coast Community College | Stonewall Jackson HS

2013-14

Scored three points in her Miami debut on Nov. 8 against UNF ... Went off for 14 points on 6-of-14 shooting in the loss to Richmond on Nov. 10 while also grabbing four rebounds ... Tallied nine points, two assists, two rebounds, and a steal against Middle Tennessee ... Scored six points and grabbed nine boards in the road win at Oakland on Nov. 19 ... Contributed five points, two rebounds and an assist at home against Yale on Nov. 25 ... Scored seven points on 3-of-9 shooting in loss at Arizona State ... Scored in double figures for the second time this season in 10-point outing against Penn ... Grabbed three rebounds and scored three points in the ACC opener at Wake Forest on 1/4/14.

Junior College: Sterling comes to Miami by way of Gulf Coast Community College where she played for Coach Vernette Skeete ... Was named all-conference and to the All-National Tournament Team.

High School: Graduated from Stonewall Jackson HS in 2011 ... Played for Coach Nsonji White ... Earned four varsity letters ... Played for AAU team Horizon Sandstorms.

Personal: Born on Aug. 21, 1993 in Los Angeles, Calif. ... Majoring in liberal arts ... Hobbies include watching movies and watching basketball ... Daughter of Zenelta Looper-Scott ... Has one brother, Nicholie Scott.

Opposition	2013-14		
	P	R	A
UNF	3	7	1
Richmond	14	4	2
Middle Tennessee	9	2	2
Oakland	6	9	4
Yale	5	2	1
St. Francis	0	1	1
Mizzou	-	-	-
Minnesota	2	2	3
Coppin State	2	2	0
Arizona State	7	3	0
Morgan State	3	5	1
New Mexico	0	1	0
Penn	10	3	0
Wake Forest	15	2	4
Florida State	2	0	0
Virginia Tech	0	0	0
Boston College	0	0	0
NC State	0	1	0
Notre Dame	6	4	1
Clemson	4	6	1
Duke	-	-	-
North Carolina	-	-	-
Georgia Tech	-	-	-
Maryland	0	2	0
Florida State	14	7	0
Syracuse	8	1	0
Wake Forest	9	2	0
Virginia	5	3	2
Pittsburgh	-	-	-

Sterling Season / Career Highs

Points	Season: 14*, at FSU 2/16/14
Rebounds	Season: 9, at Oakland 11/19/13
Assists	Season: 4, at Oakland 11/19/13
Steals	Season: 2*, vs. Morgan State 12/28/13
Blocked Shots	Season:
Field Goals	Season: 6, vs Richmond 11/10/13
Field Goal Attempts	Season: 14, vs Richmond 11/10/13
Free Throws	Season: 3, vs Penn 1/1/14
Free Throw Attempts	Season: 3, vs Penn 1/1/14
3-Point Field Goals	Season: 2, vs Richmond 11/10/13
3-Point Field Goal Attempts	Season: 6, vs Richmond 11/10/13
Minutes	Season: 28*, vs. Richmond 11/10/13

*Recorded more than once with most recent listed

Opponent	Date	GS	TOTAL			3-PTS			FREE THROWS			REBOUNDS				PF	FO	A	TO	Blk	Stl	Pts	Avg	
			Min	FG	FGA	Pct	3FG	FGA	Pct	FT	FTA	Pct	Off	Def	Tot									Avg
NORTH FLORIDA	11/08/13	28	1	7	.143	1	3	.333	0	0	.000	1	6	7	7.0	1	0	1	2	0	2	3	3.0	
RICHMOND	11/10/13	28	6	14	.429	2	6	.333	0	1	.000	1	3	4	5.5	2	0	2	1	0	0	14	8.5	
MIDDLE TENN	11/15/13	25	4	11	.364	1	4	.250	0	0	.000	1	1	2	4.3	2	0	2	2	0	1	9	8.7	
at Oakland	11/19/13 *	19	2	7	.286	1	3	.333	1	2	.500	3	6	9	5.5	1	0	4	3	0	0	6	8.0	
YALE	11-25-13	15	2	3	.667	1	1	1.000	0	0	.000	0	2	2	4.8	4	0	1	3	0	0	5	7.4	
ST. FRANCIS	11/29/13	11	0	1	.000	0	0	.000	0	0	.000	0	1	1	4.2	3	0	1	2	0	0	0	6.2	
at Minnesota	12/05/13	14	1	7	.143	0	3	.000	0	0	.000	1	1	2	3.9	2	0	3	3	0	0	2	5.6	
COPPIN ST.	12/15/13	8	1	3	.333	0	1	.000	0	0	.000	1	1	2	3.6	1	0	0	1	0	1	2	5.1	
at Arizona State	12/21/13	13	3	9	.333	1	1	1.000	0	0	.000	1	2	3	3.6	3	0	0	3	0	0	7	5.3	
MORGAN STATE	12-28-13	23	1	6	.167	0	2	.000	1	2	.500	3	2	5	3.7	2	0	1	2	0	2	3	5.1	
NEW MEXICO	12-29-13	6	0	0	.000	0	0	.000	0	1	.000	0	1	1	3.5	0	0	0	2	0	1	0	4.6	
PENN	1-1-14	15	3	8	.375	1	2	.500	3	3	1.000	1	2	3	3.4	0	0	0	1	0	0	10	5.1	
at Wake Forest	01/04/14	11	0	3	.000	0	0	.000	3	4	.750	0	3	3	3.4	3	0	1	1	0	1	3	4.9	
FLORIDA STATE	1/9/14	3	0	0	.000	0	0	.000	2	2	1.000	0	0	0	3.1	1	0	0	0	0	0	2	4.7	
at Virginia Tech	01/12/14	6	0	3	.000	0	0	.000	0	0	.000	0	0	0	2.9	1	0	0	1	1	0	0	4.4	
at Boston College	1/16/14	4	0	0	.000	0	0	.000	0	0	.000	0	0	0	2.8	1	0	0	1	0	0	0	4.1	
NC STATE	1-19-14	4	0	2	.000	0	1	.000	0	0	.000	0	1	1	2.6	0	0	0	0	0	0	0	3.9	
at Notre Dame	01/23/14	17	2	7	.286	0	2	.000	2	2	1.000	3	1	4	2.7	1	0	1	3	1	0	6	4.0	
at Clemson	01/26/14	13	1	5	.200	0	1	.000	2	2	1.000	1	5	6	2.9	0	0	1	1	1	0	4	4.0	
UMD	2/13/14	7	0	0	.000	0	0	.000	0	0	.000	1	1	2	2.9	1	0	0	1	0	0	0	3.8	
at Florida State	02/16/14	18	5	9	.556	1	2	.500	3	5	.600	1	6	7	3.0	3	0	0	2	0	0	14	4.3	
SYRACUSE	2-20-14	17	2	6	.333	1	3	.333	3	4	.750	1	0	1	3.0	1	0	0	2	0	1	8	4.5	
WAKE FOREST	2-23-14	12	3	3	1.000	2	2	1.000	1	2	.500	1	1	2	2.9	1	0	0	1	0	2	9	4.7	
at Virginia	02/27/14	16	2	6	.333	1	3	.333	0	0	.000	0	3	3	2.9	4	0	2	0	0	1	5	4.7	
Totals		2	333	39	120	.325	13	40	.325	21	30	.700	21	49	70	2.9	38	0	20	38	3	12	112	4.7



JASSANY WILLIAMS #21

R-Junior | Forward | 6-2

Davie, Fla. | Auburn | Nova

J. Williams Season/Career Highs at UM/
Auburn
Points
Season: 12*, vs Florida State 1/9/14
Career: 13, vs. South Alabama 12/2/10
Rebounds
Season: 16, vs. MTSU 11/15/13
Career: 16, vs. MTSU 11/15/13
Assists
Season: 3, at Minnesota 12/5/13
Career: 3, at Minnesota 12/5/13
Steals
Season: 3, at Arizona State 12/21/13
Career: 3*, at Florida 2/9/12

Blocked Shots
Season: 6, vs New Mexico 12/29/13
Career: 7, at Duke 11/18/11
Field Goals
Season: 6, vs Florida State 1/9/14
Career: 6, vs Florida State 1/9/14
Field Goal Attempts
Season: 7*, vs Morgan State 12/28/13
Career: 13, vs. Mercer 11/12/10
Free Throws
Season: 4, vs Yale 11/25/13
Career: 4, vs Yale 11/25/13
Free Throw Attempts
Season: 6, vs Yale 11/25/13
Career: 9, vs. Florida State 2/26/12
3-Point Field Goals
Season: N/A
Career: N/A
3-Point Field Goal Attempts
Season: N/A
Career: N/A

*Recorded more than once with most recent listed

2013-14 (Junior)

Tallied eight points and seven rebounds in Miami debut against UNF ... Scored four points and once against pulled down seven rebounds in the loss to Richmond on Nov. 10 ... Was a point shy of a double-double in the loss to Middle Tennessee when she scored nine points and grabbed an astounding 16 rebounds ... Came one point and one rebound shy of double-double in nine-point, nine-rebound effort at Oakland ... Scored in double figures for the first time in Miami career when she scored 12 points on 4-of-6 shooting against Yale ... Contributed 11 points and three rebounds in the loss at Minnesota on Dec. 5 ... Scored seven points and tallied seven rebounds in the loss at Arizona State ... Tallied 10 points and 13 rebounds in the win against Morgan state in the first round of the Holiday Tournament semifinals to notch her first double-double of the season ... Scored eight points in both the games against New Mexico and Penn ... Notched her third 10+ rebound game of the season with 10 rebounds against Wake Forest in the ACC opener.

As a Sophomore at Auburn (2011-12): Played in all 30 games, starting nine... Scored 105 points, averaging 3.5 per game... Had season high of 12 points and neared double-double with eight rebounds against Troy... Started and logged nine points, five rebounds, and two blocks in season opener at Mercer... Tied season-high of eight rebounds at FIU... Pulled down 111 rebounds averaging 3.7... Blocked career-high seven shots at Duke, tying for 13th all-time at Auburn in single-game blocks... 57 blocks rank in tie for third all-time among Auburn sophomores in single-season blocks... Finished season ranked fourth in SEC, 47th in country, in blocks with 1.9 per game... Had five games with four or more blocks during 2011-12 season... Transferred from Auburn to Miami (Fla.) following season.

As a Freshman at Auburn (2010-11): Played in all 32 games, starting nine... All nine starts came in the final nine games of the season... Scored 118 points, averaging 3.7 per game; also pulled down 120 rebounds for 3.8 per game... Blocked 23 shots on season, ranking 10th all-time at Auburn in single-season blocks by freshman... Made collegiate debut in season-opener against Mercer, scoring nine points with six rebounds, two blocks and two steals... Earned first collegiate start at LSU, scoring six points with two rebounds and two blocks in 19 minutes... Came off bench to score season-high 13 points against South Alabama... Pulled down season-high 12 rebounds against Alabama... Dished out season-high two assists at Tennessee Tech in WNIT... Blocked two shots in eight different games and tallied three steals each against Florida State, Ole Miss and South Carolina... Named to SEC First-Year Academic Honor Roll and Auburn Academic Top Tiger.

High School: Ranked as No. 59 overall prospect in the country by ESPN.com's HoopGurlz and is seventh-best post prospect in nation... Also received top-100 ranking from All-Star Girls Report, coming in at 83rd... Recognized as ESPN Rise Magazine Player to Watch, led team to state runner-up finish as junior... The state championship appearance was first for any team, boys or girls, at high school... Named to All-Sun-Sentinel and Miami Herald first teams... Also been recognized as part of FAB 5 of Broward County... Averaged 18.9 points, 10.0 rebounds and 3.0 blocks per game as senior... Was runner-up for Florida Class 5A Player of the Year... All-State first team selection... Three-time All-Big 8 Tournament Team selection... Played for South Florida Lady Jaguars club team... Led team to a runner-up finish at the 2005 USSA Girls National Invitational Tournament and was MVP the next year at USSA Treasure Coast State Qualifier... Named MVP of South Florida Lady Jaguar Tournament and Big Orange Classic in 2009.

Opposition	2013-14		
	P	R	A
UNF	8	7	0
Richmond	4	7	0
Middle Tennessee	9	16	1
Oakland	9	9	0
Yale	12	4	2
St. Francis	0	1	0
Mizzou	4	3	0
Minnesota	11	3	3
Coppin State	2	4	2
Arizona State	7	7	2
Morgan State	10	13	1
New Mexico	8	9	2
Penn	8	8	2
Wake Forest	4	10	2
Florida State	12	11	1
Virginia Tech	2	3	1
Boston College	4	0	0
NC State	2	4	0
Notre Dame	10	6	0
Clemson	1	5	0
Duke	2	0	0
North Carolina	5	4	0
Georgia Tech	2	1	1
Maryland	9	4	1
Florida State	4	2	2
Syracuse	2	5	0
Wake Forest	6	2	0
Virginia	2	8	1
Pittsburgh	-	-	-

Opponent	Date	TOTAL			Pct	3-PTS			FREE THROWS			REBOUNDS				PF	FO	A	TO	Blk	Stl	Pts	Av	
		GS	Min	FG		FGA	3FG	FGA	Pct	FT	FTA	Pct	Off	Def	Tot									Avg
NORTH FLORIDA	11/08/13		31	3	6	.500	0	0	.000	2	2	1.000	1	6	7	7.0	0	0	0	1	3	0	8	8.0
RICHMOND	11/10/13		17	2	4	.500	0	0	.000	0	0	.000	0	7	7	7.0	1	0	0	0	2	0	4	6.0
MIDDLE TENN	11/15/13		27	3	7	.429	0	0	.000	3	3	1.000	4	12	16	10.0	2	0	1	3	2	0	9	7.0
at Oakland	11/19/13		19	4	7	.571	0	0	.000	1	3	.333	3	6	9	9.8	4	0	0	1	4	0	9	7.5
YALE	11-25-13 *		24	4	6	.667	0	0	.000	4	6	.667	2	2	4	8.6	3	0	2	0	4	0	12	8.4
ST. FRANCIS	11/29/13 *		2	0	0	.000	0	0	.000	0	0	.000	0	1	1	7.3	1	0	0	0	0	0	0	7.0
MISSOURI	11/30/13		17	1	6	.167	0	0	.000	2	3	.667	0	3	3	6.7	1	0	0	2	1	1	4	6.6
at Minnesota	12/05/13		28	4	7	.571	0	0	.000	3	5	.600	2	1	3	6.3	2	0	3	0	1	1	11	7.1
COPPIN ST.	12/15/13 *		22	1	4	.250	0	0	.000	0	0	.000	0	4	4	6.0	4	0	2	2	3	1	2	6.6
at Arizona State	12/21/13 *		24	2	6	.333	0	0	.000	3	3	1.000	2	5	7	6.1	4	0	2	3	2	3	7	6.6
MORGAN STATE	12-28-13 *		27	4	7	.571	0	0	.000	2	3	.667	6	7	13	6.7	2	0	1	0	3	0	10	6.9
NEW MEXICO	12-29-13 *		30	3	6	.500	0	0	.000	2	4	.500	4	5	9	6.9	1	0	2	0	6	0	8	7.0
PENN	1-1-14 *		30	4	10	.400	0	0	.000	0	2	.000	7	1	8	7.0	2	0	2	1	1	2	8	7.1
at Wake Forest	01/04/14 *		24	2	5	.400	0	0	.000	0	0	.000	4	6	10	7.2	3	0	2	1	1	1	4	6.9
FLORIDA STATE	1/9/14 *		33	6	12	.500	0	0	.000	0	1	.000	4	7	11	7.5	4	0	1	3	1	1	12	7.2
at Virginia Tech	01/12/14 *		11	1	1	1.000	0	0	.000	0	0	.000	1	2	3	7.2	2	0	1	2	0	1	2	6.9
at Boston College	1/16/14		6	2	3	.667	0	0	.000	0	2	.000	0	0	0	6.8	2	0	0	0	0	0	4	6.7
NC STATE	1-19-14		18	1	3	.333	0	0	.000	0	0	.000	1	3	4	6.6	4	0	0	0	2	0	2	6.4
at Notre Dame	01/23/14		20	5	7	.714	0	0	.000	0	2	.000	1	5	6	6.6	3	0	0	0	2	1	10	6.6
at Clemson	01/26/14 *		15	0	2	.000	0	0	.000	1	2	.500	4	1	5	6.5	0	0	0	1	1	0	1	6.4
DUKE	01/30/14		15	1	5	.200	0	0	.000	0	0	.000	0	0	0	6.2	1	0	0	0	1	0	2	6.1
at North Carolina	02/02/14		15	2	4	.500	0	0	.000	1	1	1.000	2	2	4	6.1	3	0	0	1	1	0	5	6.1
GT	2-9-14		14	1	1	1.000	0	0	.000	0	0	.000	1	0	1	5.9	2	0	1	0	1	0	2	5.9
UMD	2/13/14		19	4	5	.800	0	0	.000	1	3	.333	2	2	4	5.8	1	0	1	0	0	1	9	6.0
at Florida State	02/16/14		14	1	3	.333	0	0	.000	2	2	1.000	1	1	2	5.6	2	0	2	0	0	0	4	6.0
SYRACUSE	2-20-14		19	1	6	.167	0	0	.000	0	0	.000	2	3	5	5.6	1	0	0	0	4	0	2	5.8
WAKE FOREST	2-23-14		10	3	7	.429	0	0	.000	0	0	.000	1	1	2	5.5	1	0	0	0	0	0	6	5.8
at Virginia	02/27/14		23	1	1	1.000	0	0	.000	0	2	.000	1	7	8	5.6	3	0	1	0	5	0	2	5.7
Totals		11	554	66	141	.468	0	0	.000	27	49	.551	56	100	156	5.6	59	0	24	21	51	13	159	5.7



MICHELLE WOODS #10

Junior | Guard | 5-8

Naples, Fla. | Community

As a Sophomore (2012-13): Grabbed a career-best eight rebounds vs. Virginia Tech in the first round of the ACC Tournament (3/7)... Scored nine points vs. Florida State (2/10)... Poured in 15 points, grabbed five rebounds and dished out six assists vs. Virginia Tech (2/3)... Scored 15 points to go with five rebounds and four assists vs. NC State (12/20)... Dished out a career-best six assists to go with nine points vs. Alcorn State (12/3)... Scored 11 points and grabbed five rebounds in Miami's win over No. 6 Penn State (11/29)... For second straight game, scored a new career best, pouring in 20 at Richmond (11/12)... Scored career-best 19 points while hitting 5-of-7 3-pointers, also added four rebounds vs. UNF (11/9).

As a Freshman (2011-12): Grabbed season-best five rebounds vs. North Carolina (2/8)... Scored eight points to go with three assists vs. Clemson (2/5)... Dished out team-high four assists at Boston College (1/29)... Scored nine rebounds and grabbed three rebounds vs. Wake Forest (1/26)... Grabbed season-best four rebounds vs. Holy Cross (12/28)... In only 11 minutes at Georgetown (12/21), hit three 3-pointers in seven attempts, for all nine points... Scored freshman season-high 13 points vs. ULM (12/16) to go along with five assists and three steals... Scored seven points with pair of assists vs. USF (11/24).. Had hand in on six steals to go with five points and three assists against Prairie View A&M (11/17)... In collegiate debut against Texas-Pan American (11/11), scored seven points and hit one of three UM 3-pointers, to go along with three steals.

High School: Ranked as high as No. 44 overall prospect by ESPN HoopGurlz.com and No. 10 best shooting guard by AllStarGirlsReport.com... Finished high school with 2,365 career points... Averaged 18 points, 5.5 rebounds, and 4.0 assists per game at Naples Community School... Named 2A state player of the year during sophomore and senior years... Led team to two state championships and five district championships.

2011-12			
Opposition	P	R	A
TEXAS-PAN AMERICAN	7	1	0
at Tennessee	0	1	0
PRAIRIE VIEW A&M	5	1	3
at AK-Anchorage	4	0	1
vs. USF	7	2	2
LONGWOOD	2	3	1
at Michigan State	5	2	0
RUTGERS	0	2	0
OLE MISS	3	2	0
LA-MONROE	13	3	5
at Georgetown	9	1	0
HOLY CROSS	2	4	0
VCU	0	0	3
at North Carolina	0	0	1
NC STATE	0	0	0
at Georgia Tech	2	0	1
MARYLAND	-	-	-
at Florida State	0	0	0
at Virginia	0	0	1
VIRGINIA TECH	1	2	1
WAKE FOREST	9	3	0
at Boston College	0	0	4
CLEMSON	8	4	3
NORTH CAROLINA	1	5	2
at Maryland	1	2	0
at NC State	3	1	1
FLORIDA STATE	0	0	0
at Duke	2	0	1
BOSTON COLLEGE	2	2	0
vs. Wake Forest	2	1	0
vs. Idaho State	7	1	0
at Gonzaga	2	1	0

2012-13			
Opposition	P	R	A
UNF	19	4	0
Richmond	20	2	1
Tennessee	17	4	2
FAU	4	4	4
Radford	4	1	2
Penn State	11	5	1
Alcorn State	9	3	6
Davidson	5	4	1
Rutgers	1	1	0
NC State	15	5	4
Central Conn. St.	0	2	4
Wisconsin	6	3	4
Clemson	8	2	4
Virginia	2	3	2
Maryland	1	2	2
Florida State	0	0	1
Georgia Tech	-	-	-
Virginia	0	0	0
Wake Forest	7	1	1
North Carolina	4	1	0
Duke	6	3	4
Virginia Tech	15	5	6
Clemson	0	2	1
Florida State	9	2	2
Boston College	3	4	4
NC State	2	1	1
Georgia Tech	3	3	1
Duke	2	3	2
Virginia Tech	3	1	4
Virginia Tech	4	8	1
Florida State	2	2	0

Woods Season / Career Highs

Points
 Season: 20, at Richmond 11/12/12
 Career: 20, at Richmond 11/12/12

Rebounds
 Season: 8, vs. Virginia Tech 3/07/13
 Career: 8, vs. Virginia Tech 3/07/13

Assists
 Season: 6*, vs. Virginia Tech 2/03/13
 Career: 6*, vs. vs. Virginia Tech 2/03/13

Steals
 Season: 4*, vs. Central Conn. St. 12/28/12
 Career: 6, vs. Prairie View A&M 11/17/11

Blocked Shots
 Season: 2, vs. Penn State 11/29/12
 Career: 2, vs. Penn State 11/29/12

Field Goals
 Season: 7, vs. UNF 11/9/12
 Career: 7, vs. UNF 11/9/12

Field Goal Attempts
 Season: 13, vs. Tennessee 11/12/12
 Career: 13, vs. Tennessee 11/12/12

Free Throws
 Season: 5, vs. Penn State 11/29/12
 Career: 5*, vs. Penn State 11/29/12

Free Throw Attempts
 Season: 7*, vs. Tennessee 11/18/12
 Career: 7*, vs. Tennessee 11/18/12

3-Point Field Goals
 Season: 5, vs. UNF 11/9/12
 Career: 5, vs. UNF 11/9/12

3-Point Field Goal Attempts
 Season: 8, vs. Virginia Tech 2/03/13
 Career: 8, vs. Virginia Tech 2/03/13

Minutes
 Season: 33, at Richmond 11/12/12
 Career: 33, at Richmond 11/12/12

*Recorded more than once with most recent listed

CAREER STATISTICS																					
Season	GP	GS	Min.	Avg.	FG	Total FGA	Pct.	FG	FGA	Pct.	FT	FTA	Pct.	Reb	Ast.	TO	Blk	Stl	Pts.	Scoring Avg.	
2011-12	31	0	350	11.3	29	92	.315	15	58	.259	24	33	.727	44	1.4	30	31	0	31	97	3.1
2012-13	30	15	671	22.4	61	175	.349	24	80	.300	36	60	.600	81	2.7	66	84	7	33	182	6.1
TOTAL	61	15	1021	16.7	90	267	.337	39	138	.283	60	93	.645	125	2.0	96	115	7	64	279	4.7