


University of

MIAMI

BASKETBALL

1970-71




All-America Candidate
WILLIE ALLEN
and Coach Ron Godfrey

1970-71 Varsity Schedule

W	Dec. 4	Lehigh	74-67	Home
L	Dec. 9	LaSalle	77-97	Philadelphia
L	Dec. 11	Dayton	77-91	Dayton
LL	Dec. 18-19	Husker Classic	58-85 91-94	Lincoln (Nebraska, Colorado St., Oklahoma City)
L	Dec. 22	Fordham	83-85	Home
L	Dec. 29	Maryland	77-111	College Park
W	Jan. 2	Oklahoma City	90-87	Home
W	Jan. 4	Seton Hall	89-81	Home
L	Jan. 8	Florida State	106-114	Tallahassee
L	Jan. 9	Jacksonville U.	82-124	Jacksonville
W	Jan. 11	Lafayette	78-75	Home
W	Jan. 16	Tulane	74-71	Home
L	Jan. 22	Oklahoma City	75-88	Oklahoma City
L	Jan. 23	Creighton	84-104	Omaha
L	Jan. 29	Florida Southern	95-96	Lakeland
L	Jan. 30	Stetson	74-80	Deland
L	Feb. 1	Morehead	75-76	Home
L	Feb. 6	Loyola	88-107	Home
L	Feb. 8	Stetson	76-91	Home
L	Feb. 11	George Washington U.		Washington
L	Feb. 13	American University	82-93	Washington
L	Feb. 20	Houston	93-99	Home
W	Feb. 23	Marshall		Home
W	Feb. 27	Florida State		Home
L	Mar. 2	Jacksonville U.		Home

★ ★ ★

For story material and pictures on the Hurricanes, write George Gallet, Sports Information Director, University of Miami, Coral Gables, Florida 33124. Telephone 284-5802 (area code 305).



RON GODFREY
HEAD BASKETBALL COACH

Ron Godfrey is in his fourth year as head basketball coach at the University of Miami after fielding two winners and one loser. As the young coach goes into 1970-71, he faces a rebuilding year, having only one starter and three reserve returnees from last year's sub-par team. Godfrey has been striving to bolster the defensive skills of his teams each year and for the first time, he feels he has assembled the kind of talent which will accomplish this aim, without sacrificing the team's scoring skill.

Godfrey played his college basketball at University of Miami and was outstanding both as a defensive and an offensive player. He ranks high in Miami's all-time scoring and rebounding career statistics. Ron was a three-year Hurricane starter, and in his final campaign (1960-61), he received All-America honorable mention. He won a place as forward on UM's All-Time team along with the great Rick Barry, an honor he still holds today.

Following graduation at Miami, Godfrey became assistant coach for his Alma Mater and when Bruce resigned as head coach, Ron took over the helm at the start of the 1967-68 season. He turned in 17-11 and 14-10 campaigns before running into insurmountable problems a year ago, including illness to his star point-maker, Don Curnutt, part of the season. Godfrey coached Curnutt all three years in which Don performed and the latter became Miami's second all time point-maker. Don's ailment last year, however, played a key role in Miami's dip to its losing campaign.

Coach Godfrey hails from Martins Ferry, Ohio, where he had an 800-plus senior year scoring total and posted one game of 51 points.




DICK HICKOX
ASSISTANT BASKETBALL COACH

Dick Hickox, former University of Miami basketball great and later freshman coach for the Hurricanes, became assistant to Ron Godfrey when the latter was named head basketball coach at the start of the 1967-68 season. Dick and Godfrey were teammates for three seasons at Miami.

Hickox was named to the Associated Press All-America in his junior year, and was a three-time member of the United Press International Little Man All-America. He was Miami's leading scorer three years in a row, the only Hurricane ever to accomplish that feat. His career rebound total stood in the top 10 for many years. Hickox was a great dribbler and a sensational outside shot. He's a member of the UM all-time team.

Dick coached freshman basketball at Miami 1963-64 and 1964-65. Before taking up coaching, he played with the College All-America team against the Globe Trotters in the world series of basketball in 1961.

Hickox hails from Fort Wayne, Ind.




JEFF WERNER
MANAGER

Jeff Werner is serving his second time around as varsity cage manager. A physical education major, Jeff played football at Coral Gables High before coming to UM.

Past Records of Basketball Coaches


Bruce Hale, 13 years—Won 220, Lost 112.
Hart Morris, 10 years, part of 11th—Won 121, Lost 84.
Ron Godfrey, three years—Won 40, Lost 38.
Tom McCann, three years—Won 33, Lost 14.
Art Webb, two years—Won 15, Lost 5.
Dave Wike, one year, part of second—Won 12, Lost 20.
W. H. Steers, one year—Won 8, Lost 5.



LIONEL HARRIS

WILLIE ALLEN

Senior center from Rockville, Md. . . . Physical Education . . . age 21 . . . hgt. 6-6 . . . wgt. 230 . . . letters earned, two. Two solid years of campaigning, in which he scored 796 points and 600 rebounds, have moved Allen into position to bid for a spot on UM's all-time




basketball squad and All-America. He starts the year No. 23 in the all-time scoring tabulation and is almost a cinch to become the 13th Miami basketball player to tally more than 1,000 career points. Five centers are ahead of Allen in the scoring totals and he could pass all of them. Mike McCoy is tops among past Hurricane centers with 1,231 points. Willie needs only to repeat his junior year total of 444 points to go ahead of McCoy. In rebounding, the Marylander now holds down 11th position. Four centers are ahead of him but all are within hailing distance. Another 320 year—his junior season total—would edge him past Harry Manushaw, top rebounding center of previous years at Miami. Willie, by stepping up his rebounding pace to 15 a game, could become the second UM player to haul down 1,000 career rebounds. Rick Barry is No. 1. Allen's top scoring feat—31 points—came in his sophomore year against Stetson. His best performance last season was 29 against Florida State. Willie's 21 rebounds against Tampa as a sophomore is his best effort in that department. His last year's high was 20 against Biscayne. In two campaigns, the Rockville Cyclone scored more than 20 points 15 times. Willie has sensational jumping ability to go along with great reactions and sheer power. He is the wheelhorse of the new team Miami is placing on the court this year. Back in high school days, Allen led his team to 55 wins in 64 games. As a senior, he averaged 25 points and 23 rebounds a game in a 20-1 campaign. His three-year high school scoring totals were 1,251 points and 1,117 rebounds. He was on just about every all-star team, including All-America. Earl Walthall coached Allen in high school basketball. He was an end in football.

His varsity record:

Year	G	FG	Pct.	FT	Pct.	Reb.	Pts.	Avg.
1968-69	24	134	.447	84	.609	280	352	14.7
1969-70	26	164	.461	116	.617	320	444	17.1


MIKE DARNELL

Sophomore forward from Cahokia, Ill. . . . Business Administration . . . age 19 . . . hgt. 6-4 . . . wgt. 200. Darnell took a while to make the adjustment from high school to college freshman basketball, but once he found himself he moved like a whirlwind and finished with a sizzling 19.9 scoring average. In his first four frosh battles, Mike accounted for only 20 points overall, with eight as his high performance. Games which followed, however, found the mid-western athlete rocketing into double figures every time out. He had one game of 47 points (20 field goals and seven charity throws), posted 30 points or better in two other clashes and on 11 occasions racked up 20 points or better. Darnell shoots with dead accuracy. He is rapidly becoming acclimated to Coach Ron Godfrey's style of play and could make a strong bid for action with the varsity this season.



LIONEL HARRIS


Sophomore guard from Washington, D.C. . . . Physical Education . . . age 19 . . . hgt. 6-3 . . . wgt. 186. Harris was the balance wheel of Miami's 1969-70 frosh squad and wound up the campaign with a sensational



28.0 scoring average. Lionel was over 20 in all but five frosh clashes and posted games of 44 and 41 points (twice). He had sixteen field goals in one 38-point tilt. Coach Ron Godfrey tabs the Washington cager an excellent playmaker and looks to him as the quarterback of this year's varsity squad. He has great defensive skills, dribbles well, drives in brilliantly and can hit from the outside. Back in high school (under Harold Deane at Cardozo) Lionel was one of the top prepsters in the D.C. area in his senior year and received All-Metropolitan and All-Interhigh honors. He received an invitation to play in the famed all-star tournament in Allentown, Pa., an event which annually draws the best high school cagers on the East coast of the United States.

LEE HUBBARD


Junior forward from Angleton, Texas . . . Business . . . age 21 . . . hgt. 6-5 . . . wgt. 220. Hubbard moves into action at University of Miami after an outstanding



junior college career at Los Angeles City J.C., where he wound up with a 15-point-plus scoring average and grabbed more than a dozen rebounds per game. Lee can score well from close in and adds excellent defensive skill to his other talents. He's powerfully built and makes his presence felt in the battle under the basket. The Texan received his start under Coach John Scheer at Angleton High School, where he was cage captain for two years and averaged 15 points a game. His high scoring prep game was a 35-pointer in the state championship tournament. Lee also captained his high school football team three years, playing offensive and defensive end. He was voted the Most Studious Athlete as a senior.

DAVID KISKER


Sophomore center from St. Joseph, Mo. . . . Chemistry . . . age 19 . . . hgt. 7-0 . . . wgt. 225. Kisker is the tallest and least experienced member of the University of Miami's varsity basketball squad. He missed a



greater part of UM's frosh campaign a year ago but in games he did perform, he managed to come up with an 11.9 average. The giant Missouri cager is a good shooter and coaches believe that once he learns to take full advantage of his height, he will become a valuable asset to the club. He'll start off 1970-71 as a backup man to All-America candidate Willie Allen. During high school days at Central High in Missouri, Kisker averaged 17 points and 15 rebounds a game as a senior and garnered All-City and All-District first team, plus honorable mention All-State. His high school coach was Gary Sprague.


RICHARD KLEIN

Senior forward from Far Rockaway, N. Y. . . . Education . . . age 22 . . . hgt. 6-3 . . . wgt. 175. Klein played for Miami Dade South Junior College and Long Island University before transferring to University of Miami last year and sitting out last season. In his single year at Dade South, the New Yorker averaged 20 points a game and came up with one sparkling game of 35 points. He has good speed, plays defense exceptionally well and can handle his share of the scoring. A hustling ball player, "The Hawk" is able to get high into the air under the boards, averaging better than 50 per cent accuracy on jump shots. Klein had better than a 20-point average as a senior in high school, and averaged 11 rebounds for the season. The New Yorker was a League All-Star and received All-City honorable mention. He was coached by John Metzger at Far Rockaway High.



RICK LAW

Junior forward from Phoenix, Ariz. . . . Physical Education . . . age 20 . . . hgt. 6-4 . . . wgt. 205 . . . letters, one. Rick was All-City, All-Academic, All-Valley, and All-State in high school, but has been having his troubles trying to adjust to college level basketball. Although he had only a fair freshman year, the Arizona cager showed enough promise to warrant a chance with the varsity last season. He was able to break in only briefly, but now, somewhat heavier, he should be able to make a stronger bid for more activity. Will Nobley coached Rick Law in high school (Marletta).




His varsity record:

Year	G	FG	Pct.	FT	Pct.	Reb.	Pts.	Avg.
1969-70	5	2	.400	1	.500	2	5	1.0

ROBERT NYLIN

Junior forward from Wheaton, Md. . . . Physical Education . . . age 19 . . . hgt. 6-7 . . . wgt. 190 . . . letters, one. Nylin played little the first two months of the 1969-70 campaign, scoring only 16 points in the 10 games he appeared. The Marylander took part in the last eight clashes and drew starting assignments in several of them. Against Florida State and Jacksonville, Bob accounted for 16 rebounds and 18 points. His nine rebounds against Jacksonville was his season high, while his 12 points against Florida State was his best scoring effort of the year. Bob averaged 55 per cent on field goal tries in Miami's last eight games, hitting 20 of 36. If Nylin can manage to improve a bit from his late 1969-70 surge, he will be very much in the picture for heavy duty assignments this season. Bob was All-County and All-East in high school. His high school coach was Walt Dupee.




His varsity record:

Year	G	FG	Pct.	FT	Pct.	Reb.	Pts.	Avg.
1969-70	18	27	.466	9	.529	51	63	3.5


KEVIN O'RIORDAN

Junior forward from Chicago, Ill. . . . Physical Education . . . age 21 . . . hgt. 6-7 . . . wgt. 210. O'Riordan sat out last season after a sensational high school career and a spectacular freshman year at University of Wichita. As a Marist High senior, he came up with a 25-point per game average and was tabbed as one of the top 10 prep cagers in the United States. His outstanding prep game produced 47 points, while he had four more games in which he totalled over 35 points (two were 42 pointers). At Wichita, Kevin was a standout on one of the finest freshman teams ever to represent the school. He averaged 19 points a game and gained a reputation as one of the top 10 frosh cagers in the country. O'Riordan broke into the frosh record book at Wichita by making 29 rebounds in a single game, moving into second place behind Dave Stalworth (now with the New York Knickerbockers). Kevin, who likes run-and-shoot style of play, looms as one of the stalwarts of the 1970 Hurricane cagers. He's not only an outstanding shooter, but is also one of the best in rebounding wars and is a ball-handler of amazing skill for an athlete of his size. The Chicagoite is quick and has a knack for sizing up the opposition and planning game strategy. His high school coach was Dan Garven.



WILLIE SNELL


Junior guard from Miami, Fla. . . . Physical Education . . . age 25 . . . hgt. 6-1 . . . wgt. 178. Snell is a solid team player with great leadership potential. He does everything well and is a 100 percent all the way.



He can direct the attack and set up the defense with outstanding skill. Willie is a strong driver and is quick. A year ago, he led Miami Dade North Junior College scoring with a spectacular 20.2 average. Eight times, he zoomed over 30 points and when the year was over, selectors picked him to the All-Conference and All-State J. C. teams. Before entering Dade North, Snell played Air Force service ball, averaging 27.5 points a game. He had a 45-pointer, one of four clashes in which he zoomed over the 40 point mark. In 1966, Snell was named to the All-Air Force team. Willie played high school basketball at North Dade, where he was coached by Thomas Anderson and averaged 20 points a game. He seized All-District and All-State honors.

ROBERT SPAGNOLO

Junior guard from Bethesda, Md. . . . Physical Education . . . age 19 . . . hgt. 6-0 . . . wgt. 170 . . . letters earned, one. Bob scored 126 points last season as he broke into college varsity basketball. However, his playing time was somewhat limited as he was the replacement for Don Currutt, Miami's second 2,000 point scoring star. Bob managed to break into double figures in scoring four times, his high game being a 16-pointer against Bucknell when he caged seven of 13 field goal tries and was two for two from the free throw line. Spagnolo is a deadly outside shot. He scored 31.5 points a game as a freshman,




with a .495 field goal percentage. He hit 78 from the foul line. Robert was not far off that pace in 1969-70 when his assignment as a replacement did not give him the playing time necessary to really get him going. His speed and reflexes make him a good rebounder. He made six against LaSalle. Spagnolo can score from any angle—and from almost any place beyond mid-court. His high school coach at Walter Johnson was Jack Gilmore.

His varsity record:

Year	G	FG	Pct.	FT	Pct.	Reb.	Pts.	Avg.
1969-70	24	58	.464	10	.625	48	126	5.3

DONALD STRONG

Sophomore forward-guard from Los Angeles, Calif. . . . Physical Education . . . age 20 . . . hgt. 6-3 . . . wgt. 175. Donald is a junior collegian "everyone wanted" and could well be the key to a successful Hurricane




season. Possessing all-around talents, the fleet Los Angeles J. C. cager could be inserted almost anywhere and come up with a stellar performance. Don is quick and agile. He's an excellent scorer—as was shown by his 19.1 average in the tough Pacific Coast junior college circuit a year ago. Strong isn't a towering player, but compensates for his lack of height by tremendous leaping ability and uncanny

timing. These talents brought the Californian an average of 13 rebounds a game in junior college last season. Don got off to a flying start toward stardom back in Fremont High School, where he gained All-State honors under Coach Gaston Green and was considered one of the finest prospects in the basketball-minded Los Angeles area. He went on to star at Los Angeles City Junior College where he and Miami teammate Lee Hubbard were standout performers. Last summer, Strong copped Most Valuable Player honors in an AAU tournament.

BRIAN WESTOVER

Sophomore forward from Massillon, Ohio . . . Physical Education . . . age 20 . . . hgt. 6-8 . . . wgt. 210. Rated as one of the better shooters on Miami's 1970 basketball team, Westover shows promise of becoming one



of the key figures in Coach Ron Godfrey's hopes for a winning team. He's a tremendous outside shooter (unusual for such a tall athlete) and is a great zone breaker. Brian averaged 25 points and 16 rebounds a game as a high school senior and had high scoring clashes of 33, 35 and 39. The Ohioan gained honorable mention All-State in high school and then played for Lake City Junior College in Florida, where he continued to sparkle. He averaged 16

points a game at Lake City with much of his scoring coming from outside. He moved in to pick up a steady 10 rebounds per outing. Westover led his team to a third place finish in the national J. C. tournament last year, totalling 23 and 25 points in the national games. Nick Vrotsos was his high school coach.



OUTLOOK

Newcomer talent (sophomores and junior college transfers) looms as the key to University of Miami basketball success in 1970-71.

The addition of nine such cagers could easily as not transform Miami's basketball picture completely and start the Hurricanes on the upward turn once again.

Coach Ron Godfrey lost his big ace, Don Curnutt, second high all-time point-maker at Miami, plus Wayne Canaday, who in two campaigns moved high in career rebounds and scoring totals, and other starters Mike Hutsler and John Osbourne.

Miami's only returning regular is All-America center candidate Willie Allen (6-6). Letter reserves coming back include guard Robert Spagnolo (6-0), forward Robert Nylin (6-7), and forward Rick Law (6-4).

Miami's galaxy of newcomers who rate as top challengers for starting roles include: Lionel Harris, 6-3 sophomore guard sparkler up from the 1970 frosh; Kevin O'Riordan, 6-7 forward up from the red-shirt squad; 7-0 sophomore center Dave Kisker; 6-4 sophomore forward Mike Darnell, and junior collegian fireballs Willie Snell (6-1 guard), Donald Strong (6-3 forward), Lee Hubbard (6-5 forward), Brian Westover (6-8 forward), and Richard Klein (6-3 guard).

While Godfrey believes the overall talent is more prolific than it was a year ago, he realizes that the many changes in squad personnel may make for a slow maturing team. He faces a truly rugged task in the early stages since powerful LaSalle and Dayton must be met on the road in the second and third games of the season, followed by another road trip to the Nebraska Husker tournament. Miami also faces road tests against Maryland, mighty Florida State and powerful Jacksonville well before the first half of the season is reached.

"This is a challenging schedule," says Coach Godfrey. "However, I believe that the team speed is improved. It should be much better defensively and should be better balanced than we have been in the past. We do not have overpowering height and may suffer when we are up against really tall teams, but our men have sufficient muscle to make their presence felt under the boards. I have confidence that our scoring ability will be first rate."

* * *

Better Defense Seen

Coach Ron Godfrey has moulded his 1970-71 University of Miami basketball squad with an eye to better defense. His 1968-69 team gave up 111 points in each of its first two games, but then after giving up 96 in clash No. 3, it never allowed over 91 the rest of the year. Last season, Miami's defense was hit for 100 plus games on 10 different occasions.

* * *

Scorers Depart

The Hurricanes lost four of their five top scorers from last year's team. Only Willie Allen, who finished third with 444 points, is back.

* * *

Lots of Early Traveling

After opening up at home Dec. 4 against Lehigh, UM takes to the road for its next four games.

* * *

Only Two Seniors

Miami has only two senior basketeers — All-America candidate Willie Allen and Richard Klein, who is attempting to make the squad for the first time.

THE OPPOSITION

Lehigh University, Bethlehem, Pa.

Dec. 4 at Miami.

Coach, Roy Heckman. Career record—W 46, L 50.

1970 record—W 13, L 14. Points, 1999, Opp. 2011.

First Meeting

Top scorer Bob Fortune (18.4) graduated, but the next six point-makers, including No. 1 rebounder Greg Falkenback (360), return along with stars of a 16-2 frosh outfit. The 69-70 Lehigh cagers improved sharply (13-14) from their 7-17 performance of the previous year and expects a further upward move this season. Falkenback, 6-7, is the tallest starter, but could get help from Hank Wisniewski, 6-8 sophomore, and 6-9 Fred Bechtel, who played only briefly last season.

LaSalle College, Philadelphia, Pa.

Dec. 9 at Philadelphia.

Coach, Paul Westhead. Career record (first year as head coach).

1970 record—W 14, L 12. Points, 2153, Opp. 2048.

1970, UM won, 103-96. All-Time series—UM won 3, lost 8. Points, UM 906, LaSalle, 984.

LaSalle has more experience than last season when it finished 14-12. Top returnees are starters Ken Durett, 6-7 forward, and Bob Fields, 6-3 guard-forward. Durett led the Explorers in scoring in 1969-70 with 24.3 points and also paced rebounding with 12.1. He set an all-time LaSalle single-game record by tallying 44 points. Greg Cannon, 6-4, Ronnie Kennedy, 6-5, and Bill Michuda, 6-2, are other returnees who started occasionally a year ago. Top new men are 6-4 forward James Crawford and 5-11 guard Tom Fuhs. They led LaSalle frosh scoring last season.

University of Dayton, Dayton, Ohio

Dec. 11 at Dayton.

Coach, Don Donoher. Career record—W 130, L 43.

1970 record—W 19, L 8. Points, 2135, Opp. 1914.

All-Time series—UM won 0, lost 2. Points, UM 139, Dayton, 178.

George Janky, second in scoring and rebounds, and Jim Gotschall, a steady guard, are the chief losses, but three starters and five other lettermen return. Ken May, 6-5 forward and leading scorer with 17.0 points, and George Jackson, leading rebounder with 391, are standout holdovers. It will be hard for newcomers to break into the lineup. Dayton will be tough—as usual.

Fordham University, New York, N.Y.

Dec. 22 at Miami.

Coach, Richard Phelps. First year at Fordham.

1970 record—W 10, L 15. Points, 1773, Opp. 1835.

First Meeting

Sophomores will have to carry the load for the Rams, who lost four seniors but retained their top two point-makers—Charles Yelverton, 6-foot forward-guard (15.3), and Bill Mainor, 6-foot guard (14.5). Yelverton, a cager with quick reflexes, was the best rebounder last year with 161 as the Rams were outmanned under the boards. Sophomores Paul Griswold, 6-8, and Bart Wotowicz, 6-5, must remedy this situation or Dick Phelps will have a rough first year at Fordham.

University of Maryland, College Park, Md.

Dec. 29 at Miami.

Coach, Charles Driesell. Career record—W 189, L 78.

1970 record—W 13, L 13. Points, 1979, Opp. 1945.

All Time series—UM won 3, lost 3. Points, UM 397, Maryland 383.

Coach Driesell managed to give Maryland an even break in his first campaign, but graduation stripped that squad of three of its four leading point-makers and two of its three

leading rebounders. Driesell may depend heavily on sophomores which, in this case, will be an advantage as they will be thoroughly grounded in his system of play. Sparky Still, No. 3 point-maker (13.0) and No. 2 rebounder (22.0), is a 6-5 junior who probably will be the wheelhorse. Size is coming up from the frosh. Ron Roxburgh, 6-10, Jack Neal, 6-8, and Jim O'Brien, 6-7, are talented newcomers.



Oklahoma City University, Oklahoma City, Okla.

Jan. 2 in Miami; Jan. 22 in Miami. Both are entered in the Husker Classic, Lincoln, Nebraska, December 18-19.

Coach, Abe Lemons. Career record—W 263, L 147.

1970 record—W 17, L 13. Points, 2527, Opp. 2445.

1970, Oklahoma City won, 91-90. All-Time series—UM won 4, lost 2. Points, UM 609, Oklahoma City, 560.

Charlie Wallace, Willie Watson, and Bob Villani, the top three point-makers and rebounders last year, have graduated but Abe Lemons has tremendous talent from the frosh outfit. One of the new men is seven foot Norman Russell, who averaged 28.1 points and 13.4 rebounds. The astute Lemons will be able to field another high scoring, colorful basketball team which will be tough for any foe.

Seton Hall University, South Orange, N.J.

Jan. 4 at Miami.

Coach, Bill Raferty. Career record—W 10, L 15.

1970 record—W 10, L 15. Points, 1964, Opp. 2107.

1970, Seton Hall defeated UM 76-69 in Hurricane Classic, first meeting.

Seton Hall lost only one of eight top men from a team which defeated UM in the Hurricane Classic a year ago. Leading scorer and rebounder Ken House, 6-5, returns. He averaged 18.8 points a game and posted 394 rebounds in 1969-70. Seton's second top scorer, Mel Knight, 5-11 guard, also returns after a 17.2 scoring year. If Pleasant Foy, 6-8, and Chris Zier, 6-7, improve, Seton Hall could have a big year.

Florida State University, Tallahassee, Fla.

Jan. 8 at Tallahassee; Feb. 27 at Miami.

Coach, Hugh Durham. Career record—W 71, L 34.

1970 record—W 23, L 3. Points, 2385, Opp. 1955.

1970 games saw FSU winning 104-63 and 112-96. All-Time series—UM won 20, lost 22. Points, UM 3549; FSU, 3360.

Though the Seminoles lost their two leading scorers and rebounders—Dave Cowens and Willie Williams—from their greatest basketball team in history, the new Seminole machine will be strong again. Eight lettermen will be joined by the finest array of new talent in Seminole history. Skip Young, 6-3 guard, is the leading returning point-maker, while Vernell Ellzy, 6-4, is the No. 1 returning rebounder, FSU'S new talent is expected to take care of any problems.

Jacksonville University, Jacksonville, Fla.

Jan. 8 at Jacksonville.

Coach, Tom Wasdin. First year at Jacksonville.

1970 record—W 27, L 2. Points, 2811, Opp. 2198.

1970, Jax won 121-87 and 108-97. All-Time series—UM won 22, lost 4. Points, UM 2406, Jacksonville, 2386.

Jacksonville went to the NCAA tournament finals a year ago and modestly asserts it will be No. 1 this year. Few will dispute the credentials of the Dolphins, who lost only three seniors from a squad of 12 and retain towering Artis Gilmore, 7-2, and Pembroke Burrows, 7-0. The new gang includes Harold Fox, junior college guard sought by almost every major college, and David Brent, a 7 footer. The Dolphins have the tallest team in the land, and all the depth they need.

LaFayette College, Easton, Pa.

Jan. 11 at Miami.

Coach, Hal Wissel. Career record—W 26, L 50.

1970 record—W 12, L 14. Points, 2108, Opp. 2084.

First Meeting

Coach Hal Wissel has improved his team's showing each year and is expected to come up with his first winning year. All five starters from last year's 12-14 club return and will be helped by two sophomores, Walt Kocubinski, 6-5 forward, and Ron Blass, 6-3 guard. The latter pair could become starters. Tracy Tripukcka, 6-4, was the top point-maker a year ago at 24.2 and Ron Moyer, 6-6 center, was the best rebounder at 26.3. The team could use a little more height but the Atlantic Conference co-champions have lots of speed and are beginning to get the feel of a winning tradition.

Tulane University, New Orleans, La.

Jan. 16 at Miami.

Coach, Ralph Pedersen. Career record—W 55, L 92.

1970 record—W 5, L 18. Points, 1863, Opp. 2008.

1970, Tulane won 105-90. All-Time series—UM won 2, lost 4. Points, UM 476, Tulane 501.

Miami was one of Tulane's five victims last year and the Greenies expect an even better 1970-71 campaign. Leading scorers 6-8 John Sutter, who averaged 24.3, and 6-6 Harold Sylvester, who hit 13.5, are back. They also topped the squad in rebounds in 1969-70 with 271 and 217 respectively. Sutter scored 36 points and Sylvester 23 against Miami. Seven other lettermen return.

Creighton University, Omaha, Neb.

Jan. 23 in Omaha.

Coach, Eddie Sutton. Career record—W 16, L 10.

1970 record—W 16, L 10. Points, 1867, Opp. 1722.

All-Time series—UM won 2, lost 1. Points, UM 291, Creighton, 298.

New coach Eddie Sutton made a winning debut last year and should have a big winner in 1971. He retains all five starters, headed by the brilliant Miamian, Cyril Baptiste, 6-10, who led the team in scoring in 1969-70 with 18.9, and in rebounds with 28.1. He hit on 52.1 per cent of his field goal tries. Four tested reserves and a host of sophomore greats add the elements which may make Creighton a top 10 team this year.

Florida Southern College, Lakeland, Fla.

Jan. 29 in Lakeland.

Coach, Tom Greene. Career record—W 252, L 221.

1970 record—W 7, L 18. Points, 1762, Opp. 2025.

1970, UM won 103-92. All-Time series—UM won 58, lost 7. Points, UM 4513, FSC, 3697.

Illness and injuries kayoed four starters last year and the Mocs had to struggle all the way. Mike Lester, 6-4, finished as No. 1 point-maker with a 12.5 average and the best rebounder with 17.6 last season. Three of the 1970 cripples will be back to help. The big boost is expected to come from six junior collegians who will give the team height and depth.

Stetson University, Deland, Fla.

Jan. 30 at Deland; Feb. 8 at Miami.

Coach, Bill Wilkes. Career record—W 327, L 175.

1970 record—W 22, L 7. Points, 2581.

1970, Stetson won 116 to 88 and 95 to 86. All-Time series—UM won 40, lost 29. Points, UM 4707, Stetson 4404.

Six lettermen, including one starter—6-6 center-forward Bob Mack—return from last year's team, which defeated the Hurricanes twice. Mack led Hatter scoring a year ago with a 13.8

(Continued Page 16)

1970-71 Varsity Roster

NO.	NAME	POS.	HGT.	WGT.	AGE	YR.	HIGH SCHOOL	HOMETOWN
11	Lionel Harris	G	6-3	186	19	So.	Cardoza	Washington, D. C.
12	Willie Snell	G	6-1	178	22	Jr.	North Dade	Miami, Fla.
14	*Robert Spagnolo	G	6-0	170	19	Jr.	Walter Johnson	Bethesda, Md.
15	*Robert Nylin	F	6-7	190	19	Jr.	Wheaton	Wheaton, Md.
21	*Rick Law	F	6-4	205	20	Jr.	Marlette	Phoenix, Ariz.
22	Donald Strong	F-G	6-3	180	20	Jr.	Fremont	Los Angeles, Calif.
25	Richard Klein	F	6-3	175	22	Sr.	Far Rockaway	Far Rockaway, N. Y.
32	Brian Westover	F	6-8	210	20	So.	Massillon	Massillon, Ohio
33	*Willie Allen	FC	6-6	230	21	Sr.	Montgomery	Rockville, Md.
34	Kevin O'Riordan	W. KEN F	6-7	210	21	Jr.	Marist	Chicago, Ill.
43	Lee Hubbard	F	6-5	220	21	Jr.	Angleton	Angleton, Texas
45	David Kisker	C	7-0	225	19	So.	Central	St. Joseph, Mo.

*-Returning Lettermen

1969-70 Varsity Statistics

PLAYER, POS.	NO. GAMES	FIELD GOALS	ATT.	MADE	PCT.	ATT.	MADE	PCT.	SHOTS MISSED	REBOUNDS	PER. FOULS	POINTS
*Don Curnutt, G	25	644	283	439	.439	166	143	.861	384	54	41	709
*Wayne Canaday, F	26	429	193	450	.450	110	69	.627	277	327	85	455
Willie Allen, C	26	356	164	461	.461	188	116	.617	264	320	91	444
*Mike Hutsler, G-F	23	192	79	411	.411	53	35	.660	131	103	81	193
*Ron Welch, C-F	23	111	53	477	.477	38	25	.639	71	147	54	131
Robert Spagnolo, G	24	125	58	464	.464	16	10	.625	73	48	39	126
*John Osbourne, G	24	62	27	435	.435	28	20	.714	43	28	56	74
Robert Nylin, F-G	18	59	27	466	.466	17	9	.529	40	51	35	63
*Charles Gay, G	16	54	13	241	.241	33	21	.636	53	20	32	47
*Dennis Cantrell, C	17	32	12	375	.375	33	22	.667	31	44	11	2
Rick Law, G-F	5	5	2	400	.400	2	1	.500	4	2	2	5
UM TOTALS	26	2069	911	442	.442	684	471	.692	1371	1289	527	2293
TEAM REBOUNDS												88.2
OPP. TOTALS	26	2051	992	.484	.484	743	537	.723	1265	1347	518	2521

*-Not Returning

14	Redshirt
15	Redshirt

(Continued from Page 13)

average and was named to the NCAA South Atlantic Regional All-Star team. Other letter returnees include: Ken Ware, Jim Orr, Jesse Grove, Ron Beal and Ken Showers. Stetson has added a talented junior college transfer, 6-3 guard Bob Hanson, who last season was picked on the All-Regional J.C. team. Look for Stetson to be strong as usual.

Morehead State University, Morehead, Ky.

Feb. 1 at Miami.

Coach, Bill Harrell. Career record—W 13, L 11.

1970 record—W 13, L 11. Points, 1886. Opp. 1881.

All-Time series—UM won 4, lost 2. Points, UM 500, Morehead, 511.

Two staters and two veterans, led by 6-8 Jim Day, whose 22 points and 251 rebounds topped the team, return from 1970. Seven sparkling soph giants could help make Morehead a real power. Alonzo Cole, 6-8 forward; Royce Woolever, 6-11, and Gary Mize, 6-10, both centers, are already tabbed for heavy duty. Mike Popp, 6-7 center-forward is bound to fit in somewhere. The big problem seems to be at guard. Jerry King, 6-2, is a proven star, but six other candidates must be sorted out and if one delivers, Morehead will move up.

Loyola of the South, New Orleans, La.

Feb. 6 at Miami.

Coach, Bob Lutska. Career record—W 17, L 33.

1970 record—W 12, L 14. Points, 2217, Opp. 2237.

1970, Loyola won 98-84. All-Time series—UM won 9, lost 7. Points, UM 1292, Loyola, 1318.

Coach Lutska, after a 5-19 first year, moved to a 12-14 season in his second Loyola campaign in 1969-70. He expects Loyola to have its finest season in a long time in this year. The top two point-makers, Bob Bissant and Ty Marioneaux, are back. They averaged 22.8 and 22.6 respectively a year ago, with the 6-10 Marioneaux hogging 336 rebounds. Step Johnson, 6-6, Charley Jones, 6-8, also return. Three sophomores, led by 6-6 Ernie Losach, brighten the picture.

George Washington University, Washington, D.C.

Feb. 11 at Washington.

Coach, Carl Slone. First year at George Washington U.

1970 record—W 12, L 15. Points, 2075, Opp. 2181.

First Meeting

Nine of ten lettermen return. Only loss is Bill Knorr, who was No. 5 in scoring but No. 2 in rebounding a year ago. Mike Tallent, 6-1 guard who averaged 21.1 points, Walt Sczerbiak, a 6-5 forward who led rebounding, are established aces in any league. Walt was 17.2 point-maker along with a 12 per game rebound mark last season. Ronnie Nunn, 6-3, a high school All-America who could not get untracked in his sophomore year, could make it this time. From the 1969-70 frosh come two jewels—Howard Matthews, 6-8, and Mike Battle, 6-7. They both topped 20 points as frosh. Matthews had 17 rebounds per outing to 13 for Battle. GW expects to be a postseason tournament threat.

American University, Washington, D.C.

Feb. 13 at Washington.

Coach, Tom Young. Career record—W 145, L 100.

1970 record—W 11, L 12. Points, 1776, Opp. 1811.

First Meeting

Mike Lynch, 15.7 point-maker of a year ago who stands 6-2, is the only returning vet. He's shifting to guard this season where he's expected to be more effective. Several outstanding sophomores, topped by 6-8 center Kermit Washington, must carry the big load. Tom Rowe, sensational 6-5 shooter, and Bob Rosenfeld, 6-6, appear set for the forward jobs, while Dave Oliverio, who transferred from Louisville after being the No. 1 frosh scorer, will team at guard with Lynch.

University of Houston, Houston, Texas

Feb. 20 at Miami.

Coach, Guy V. Lewis. Career record—W 254, L 133.

1970 record—W 25, L 5. Points, 2748, Opp. 2394.

All-Time series—UM won 5, lost 7. Points, UM 990, Houston, 1055.

Leading scorer Ollie Taylor, slick guard Tom Gribben and center Melvin Bell graduated, but the new team is taller with men like Mars Evans, 6-10 letterman, and Gene Bodden, 6-9, and Sam Wilson, 6-8, sophomores, moving into the picture. Dwight Davis, 6-7, is the tallest returning regular. He averaged 18 points and 10-plus rebounds last year, finishing as Houston's second best scorer. The Cougars have some holes to fill, but only a handful of the Houston foes will really notice the difference.

Marshall University, Huntington, W. Va.

Feb. 23 at Miami.

Coach, Stewart Way. Career record—W 9, L 14.

1970 record—W 9, L 14. Points, 1905, Opp. 2001.

All-Time series—UM won 0, lost 1. Points, UM 33, Marshall, 37.

Under a new coach, Marshall lost 10 of 11 road games to plummet to a 9-14 record last season. Only Joe Taylor, No. 2 point-maker and third best rebounder, graduated. Russ Lee, 6-5, who averaged 24.1 points and 10 rebounds, is back along with four other key players. Willie Wilcox, 6-9 junior college transfer, will be eligible by the time the Miami game comes around and is expected to move in as a starter. Tyrone Collins, who averaged 31.2, and Make D'Antoni, 22.5 points for last year's frosh are other new men very much in contention for top jobs.

Husker Classic, Lincoln, Neb.


University of Miami has been invited to join Oklahoma City and Colorado State in the first Husker Classic, Dec. 18 and 19.

Host Nebraska was 17-9 a year ago and tied for third in the tough Big Eight conference. Playing possession basketball, the Huskers outscored their foes 1,813-1,804. Coach Joe Cipriano, who has a career mark of 140 wins and 119 losses, retains three of his top five from last year, including 6-7 Leroy Chalk, the team's top rebounder. Nebraska is looking for more scoring strength. It might come from Marvin Stewart, who played the first half of last season and had the touch. Chuck Jura, 6-10, was No. 2 scorer among regulars last season with a 9.9 average. He was also No. 2 in rebounds. His year of experience could make him a top threat for No. 1 in everything. Eight sophomores are going to have to provide the depth and maybe the scoring needed.

Miami and Nebraska have met once in basketball, Miami winning 70-60.

Colorado State retains six top-ranked players but lost its best point-maker, Cliff Shegogg, 18.9. The Rams were 14-9 overall last year, and 7-2 in non-conference action. The Rams outscored the opposition 1,799 to 1,686. Ace of the team is expected to be Mike Childress, 6-9 All-America contender who broke the 1969-70 Western Athletic Conference record by grabbing off 17 rebounds a game. He averaged 14.2 in the scoring tables. Gary Rhoads, 6-3 sophomore, averaged just under 30 points a game with the frosh last season. Coach Jim Williams, who has been at CSU since 1954, has a 379-222 coaching record.

Oklahoma City is on Miami's schedule for two regular season games, so if the teams clash in the tournament, they will have three 1970-71 meetings. Oklahoma City is discussed under teams listed in "The Opposition" section.



KEVIN O'RIORDAN

Scores Year-By-Year

1926-27 (Freshman Team)			24 Jewish Prog. AA, Atlanta	39
ART WEBB, Coach			35 at Albany, Ga. Blues	53
45	Rollins	20	372	W 4, L 6 422
55	YMCA	11		
45	St. Petersburg YMCA	23		
23	Havana	28		
49	Oglethorpe	26		
38	Stetson	18		
54	Florida Southern	24		
39	Florida	20		
348	W 7, L 1	170		
1927-28				
ART WEBB, Coach				
52	Rollins	15		
33	Stetson	25		
21	at Rollins	32		
26	at Stetson	32		
26	at Florida Southern	40		
38	Havana	14		
26	Volks AC	42		
40	at Florida	39		
36	at Sebring AC	23		
38	Florida Southern	18		
52	Mi. Beach Canoe Club	21		
18	Mi. Beach Canoe Club	9		
406	W 8, L 4	310		
1928-29				
TOM McCANN, Coach				
34	Rollins	15		
22	Havana	26		
11	Ponce de Leon	12		
66	Miami Beach	18		
35	Stetson	13		
49	Agoga	19		
34	at Rollins	13		
15	at Florida Southern	39		
13	at Stetson	20		
68	Church League All Stars	23		
43	Turner's Sports Shop	23		
36	Turner's Sports Shop	17		
36	Florida Southern	29		
25	Junior C. of C.	24		
63	Agoga	33		
23	Junior C. of C.	28		
42	Redland	11		
28	City Hall	20		
27	Turner's Sport Shop	36		
670	W 13, L 6	419		
1930-31				
ART WEBB, Coach				
24	Turner's Sport Shop	33		
22	Rollins	32		
41	Rollins	39		
27	Florida Southern	24		
16	Stetson	36		
38	at Sebring Firemen	35		
15	at Stetson	37		
21	at Florida Southern	40		
26	at Rollins	29		
22	at Rollins	26		
252	W 3, L 7	331		
1931-32				
TOM McCANN, Coach				
Team played independent teams				
and junior colleges. Won 17,				
lost 1 and won South Florida				
AAU title.				
1938-39				
HART MORRIS, Coach				
38	Havana	34		
46	Havana	40		
48	Rollins	29		
45	Rollins	49		
52	at Rollins	39		
28	at Rollins	42		
37	at Mercer	56		
19	at Georgia	41		
1939-40				
HART MORRIS, Coach				
29	Stetson	33		
27	Stetson	39		
50	Rollins	51		
25	Rollins	38		
35	at North Carolina State	46		
17	at Wake Forest	46		
30	at Elon	58		
23	at Florida	36		
26	at Florida	53		
39	at Tampa	31		
43	at Florida Southern	42		
49	at Rollins	56		
50	at Rollins	49		
43	at Stetson	48		
37	at Stetson	46		
37	at Florida Southern	30		
30	*Eastern Air Lines	25		
41	*Boynton	29		
42	*Pi Chi	29		
43	*Freshmen	39		
716	W 8, L 12	824		
*—Gold Ball Tournament				
1940-41				
HART MORRIS, Coach				
29	Stetson	46		
41	Stetson	51		
48	YMHA	39		
55	Rollins	29		
57	Rollins	41		
57	at Florida Southern	43		
44	at Rollins	35		
40	at Stetson	45		
40	at Stetson	35		
41	Florida Southern	33		
38	Florida Southern	50		
35	Florida	48		
50	Florida	62		
45	*Pi Chi	27		
50	*Shenandoah Presby.	36		
37	*Freshmen	34		
707	W 10, L 6	654		
*—Gold Ball Tournament				
1941-42				
HART MORRIS, Coach				
33	Marshall	37		
44	Jacksonville Navy	18		
41	Florida Southern	21		
40	Florida Southern	25		
52	Alumni	32		
31	at Florida	47		
34	at Florida	37		
41	at Florida Southern	34		
38	at Florida Southern	32		
42	at Stetson	47		
34	at Stetson	42		
38	Tampa	34		
52	Tampa	38		
25	at Jacksonville Navy	46		
37	Stetson	44		
46	Stetson	36		
628	W 9, L 7	570		
1945-46				
W. H. STEERS, Coach				
46	Coast Guard	45		
43	Navy Rec. Barracks	46		
19	7th Naval District	53		
40	Boca Raton AAF	55		
52	Coast Guard	45		
31	Ft. Lauderdale NAS	32		
41	Boca Raton AAF	48		
46	Mediterranean A.S.	41		
45	Florida Southern	40		
53	Florida Southern	47		
44	at Tampa	23		

54	at McDill Field	50
46	at Florida Southern	43
560	W 8, L 5	568

1946-47		
HART MORRIS, Coach		
38	Florida Southern	25
37	Florida Southern	41
36	Florida	33
39	Florida	35
28	at Florida	42
28	at Florida	61
53	Tampa	27
52	Tampa	34
44	at Miami (Ohio)	60
61	at Morehead	56
39	Tulane	60
46	Stetson	53
74	Stetson	50
61	at Boca Raton AAF	43
53	at Tampa	25
82	at Tampa	36
57	Cincinnati	54
55	at Florida Southern	43
61	at Florida Southern	43
69	Pensacola NAS	50
64	Pensacola NAS	36
54	at Stetson	41
44	at Stetson	38
68	Banana River AF	48
56	*City College Charleston	52
55	*Tennessee Tech	51
46	*Western Kentucky	55

1400	W 20, L 7	1192
*—SIAA Tournament		

1947-48		
HART MORRIS, Coach		
35	Tampa	47
58	Tampa	46
67	Florida	50
55	Florida	58
43	Pittsburgh	40
46	Pennsylvania	53
46	at Stetson	49
59	at Stetson	39
67	at McDill	48
60	at Tampa	55
86	at Tampa	67
50	at Florida Southern	59
52	at Florida Southern	43
36	Stetson	41
50	at Florida	72
52	at Florida	49
76	Florida Southern	44
59	Florida Southern	42

997	W 11, L 7	902
-----	-----------	-----

1948-49		
HART MORRIS, Coach		
73	Checker Cab	33
69	Muffets	51
61	YMHA	46
59	South Carolina	40
65	South Carolina	64
58	Pittsburgh	52
48	Pittsburgh	80
37	Princeton	35
55	Princeton	62
73	U. of Havana	57
66	U. of Havana	53
75	Florida	65
44	Florida	42
45	Western Kentucky	78
47	Western Kentucky	63
42	Maryland	43
58	Maryland	48
53	Stetson	42
68	at Florida Southern	47
68	at Florida Southern	57
81	at Stetson	46
70	at Stetson	58
74	Tampa	57
56	at Florida	90
60	at Florida	50
58	at Tampa	81
73	*Eastern Illinois	89

1633	W 19, L 8	1515
*—NAIB Tournament		

1949-50		
HART MORRIS, Coach		
78	Muffets	37
53	Florida	60
64	South Carolina	54
57	South Carolina	56
82	Mississippi	67
55	Mississippi	43
64	Pennsylvania	62
53	Pennsylvania	51
76	Tampa	61
65	Stetson	58
53	North Carolina	55
51	North Carolina	66
69	Florida Southern	59
59	Florida Southern	49
61	Western Kentucky	65
61	Western Kentucky	78
55	at Tampa	67
88	at Stetson	61
82	at Stetson	63
70	at Rollins	54
57	at Western Kentucky	79
47	at Western Kentucky	83
46	at Florida	66

1446	W 14, L 9	1393
------	-----------	------

1950-51		
HART MORRIS, Coach		
58	at Rollins	59
64	at Florida Southern	61
68	Louisiana State Univ.	62
60	Teachers Coll. of Conn.	48
80	Florida State	61
61	Dartmouth College	52
62	Yale University	78
60	Louisville	73
79	Rollins	54
75	Tampa	77
47	at Western Kentucky	89
56	at Pittsburgh	81
47	at St. Joseph College	58
82	Stetson	55
64	Western Kentucky	68
71	Florida	78
84	LaSalle College	95
77	LaSalle College (OT)	75
79	Florida State	65
61	at Florida	71
78	at Stetson	66
74	at Tampa	94

1487	W 10, L 12	1520
------	------------	------

1951-52		
HART MORRIS and DAVE WIKI, Coaches		
90	Boca Chica	53
85	Key West Navy	55
68	Culver-Stockton	54
63	at Rollins	78
65	at Florida	69
70	Nebraska	60
68	Yale	70
64	Pennsylvania	89
53	Furman	55
106	Florida Southern	43
93	Florida State	56
88	Stetson	57
87	Tampa	61
74	Western Kentucky	102
67	Bowling Green	78
58	at Florida Southern	41
80	at Stetson	74
76	at Florida State	63
98	Rollins	61
76	Florida	68
87	at Tampa	78
70	*Florida State	73

1687	W 14, L 8	1438
*—NIAB Dist. Tournament at Deland		

1952-53		
DAVE WIKI, Coach		
83	Florida Southern	60
70	Miami Beach All-Stars	45
54	at Loyola South	71
58	at Louisiana State	86
75	Florida	73

79	Texas Tech	64
59	Columbia Univ.	65
74	Louisville	84
82	Georgia Tech	60
93	Florida State	65
71	Stetson	70
65	Tampa	72
56	Western Kentucky	98
65	Murray State	69
56	at Florida	78
77	at Stetson	80
68	at Rollins	60
95	Rollins	69
84	at Tampa	86
75	at Florida State	81
64	at Eglin Field	66

1503	W 9, L 12	1502
------	-----------	------

1953-54		
DAVE WIKI, Coach		
85	Florida	75
88	Rio Grande	98
81	Ohio State	106
54	Pennsylvania	67
48	Brandeis	68
78	Florida State	61
52	at Florida	75
63	Stetson	85
57	Maryland	63
71	at Rollins	85
69	at Florida State	76
56	at Stetson	108
69	at Tampa	65
77	at Fla Southern (2 OT)	70
67	Tampa	59

1015	W 5, L 10	1161
------	-----------	------

1954-55		
BRUCE HALE, Coach		
58	Florida Southern	44
61	Florida	70
80	*Tennessee	89
80	*Washington & Lee	75
66	at Florida State	71
67	New York U.	74
74	Furman	91
93	Rollins	76
73	Miami (Ohio)	75
68	at Florida	80
103	Tampa	76
84	Georgetown Univ.	81
77	South Carolina	83
72	Pittsburgh	78
77	at Rollins	69
85	at Stetson	89
73	at Fla. Southern	71
105	at Tampa	89
79	Stetson	77
80	Florida State	86

1555	W 9, L 11	1544
*Blue Gray Tournament		

1955-56		
BRUCE HALE, Coach		
92	Florida Southern	80
96	Tampa	59
61	at Mississippi Southern	63
83	at Loyola of the South	82
71	at Spring Hill College	79
69	Florida	74
80	Bradley	73
92	*Yale	90
86	*Tulane	75
78	*West Virginia	83
71	*at Memphis State	79
96	*at Clemson	98
76	at Florida State	78
85	at Florida	87
89	Mississippi College	84
85	Stetson	79
86	Rollins	72
77	Houston	95
82	Kentucky Wesleyan	86
77	Xavier	75
84	at Stetson	91
89	at Rollins	82
91	at Florida Southern	90
94	at Tampa	74
89	Morehead State Col.	102

91	Florida State	85
2170	W 14, L 12	2115
*—Orange Bowl Classic		
**—Senior Bowl Classic		

1956-57		
BRUCE HALE, Coach		
84	Florida Southern	69
75	at U. of Kentucky	114
48	at U. of Dayton	87
68	at U. of Toledo	67
80	at U. of Akron	106
97	Tampa	84
65	Florida	89
86	Texas A&M	80
67	U. of Houston	63
70	*U. of Connecticut	74
76	*Valparaiso Univ.	81
80	*Seton Hall Univ.	92
66	U. of Colorado	73
89	Stetson	81
63	at Florida	98
85	at Florida State	77
63	Rollins	51
100	Kentucky Wesleyan	95
60	U. of Louisville	89
75	Spring Hill	84
93	at Stetson	95
93	at Rollins	86
85	at Florida Southern	95
78	at Tampa	77
85	Mississippi Southern	78
98	Florida State	82

2029	W 13, L 13	2167
*Orange Bowl Classic		

1957-58		
BRUCE HALE, Coach		
89	Jacksonville	87
69	Tampa	67
62	at Loyola of The South	76
73	at Louisiana State	65
64	*Mississippi State	66
59	*Texas Christian	82
96	at Kentucky Wesleyan	78
64	Florida	73
103	Stetson	80
90	Rollins	71
70	at Florida	75
72	Jacksonville	86
70	at Florida State	71
89	Loyola of The South	82
68	at Rollins	72
90	at Tampa	84
84	at Fla. Southern	69
92	Army	82
83	Oklahoma City	66
92	at Stetson	85
76	Florida Southern	58
86	Florida State	66

1741	W 14, L 8	1641
*—Montgomery Classic		

1958-59		
BRUCE HALE, Coach		
104	Rollins	87
113	Tampa	71
107	Florida Southern	80
65	**Pittsburgh	69
61	**Clemson	66
92	Florida	82
85	***Florida State	79
77	***The Citadel	93
94	*Tulane	72
87	*Miami, Ohio (OT)	89
97	Toronto	55
70	at Florida	85
64	at Jacksonville	62
69	at Florida State	93
69	Kentucky Wesleyan	64
109	Western Kentucky	95
79	at Florida Southern	76
86	at Tampa	84
97	at Stetson	110
84	at Rollins	81
95	Jacksonville	93
93	Loyola of South	84
99	Stetson	81
102	Morehead State	85

92	Florida State	85
2190	W 18, L 7	2029
	**--Steel Bowl	
	***--The Citadel Invitational	
	*--Hurricane Classic	
	1959-60	
	BRUCE HALLE, Coach	
110	Rollins	86
106	Jacksonville	98
98	Tampa	65
72	at Houston	63
77	at Centenary	84
86	at Loyola	70
92	Murray State	80
79	Florida	77
83	at Miami, Ohio	78
110	*Brigham Young	93
87	*Xavier	69
107	South Carolina (OT)	106
69	at Iona	67
78	at Jacksonville (OT)	70
70	at Florida	65
93	at Florida State	91
79	Houston	88
97	Oklahoma City	84
90	at Rollins	79
74	at Tampa	73
94	at Stetson	86
88	at Florida Southern	71
72	Stetson	73
121	Florida Southern	85
104	Kentucky Wesleyan	95
107	Florida State	89
84	**Western Kentucky	107
2427	W 23, L 4	2192
	*--Hurricane Classic	
	**-NCAA Tournament	
	1960-61	
	BRUCE HALE, Coach	
80	at Rollins	62
93	Tampa	64
65	at Santa Clara	66
68	at San Francisco	56
80	at Brigham Young	112
87	Florida Southern	54
93	Florida	74
82	*Army	75
77	*Holy Cross	71
102	Miami (Ohio) (2 OT)	100
74	at LaSalle	88
73	at Florida	81
93	at Jacksonville (OT)	84
78	at Florida State	89
89	Houston	78
86	Centenary	74
71	Louisville	69
103	Rollins	75
68	at Stetson	76
92	at Florida Southern	80
65	Loyola	61
91	Stetson	84
108	at Tampa	99
96	Jacksonville	80
85	Morehead State	70
75	Florida State	73
56	**St. Louis	58
2230	W 20, L 7	2036
	*--Hurricane Classic	
	**-National Invitational Tourn.	
	1961-62	
	BRUCE HALE, Coach	
93	Jacksonville	80
81	at Morehead State	107
59	at Louisville	77
69	at Murray State	67
96	Florida Southern	67
66	Florida	61
83	*Miami, Ohio	73
67	*Temple	85
80	Rhode Island	70
113	Oklahoma City (OT)	118
90	at Jacksonville	89
62	at Florida	74
60	at Florida State	65
68	Maryland	71

61	LaSalle	73
95	at Tampa	113
89	at Rollins	67
79	at Stetson	70
82	at Florida Southern	73
69	Houston	80
70	Loyola	113
86	Stetson	78
96	Tampa	81
92	Rollins	54
83	Tulsa	66
80	Florida State	83
2069	W 14, L 12	2045
	*--Hurricane Classic	
1962-63		
BRUCE HALE, Coach		
91	Florida (OT)	87
72	at Boston College	69
88	at Rhode Island	80
82	at Providence	75
116	Florida Southern	93
71	Duke	69
94	*Cornell	74
86	*Pittsburgh	85
67	at St. Johns	59
76	at LaSalle	78
103	at Jacksonville	91
86	at Florida	77
74	at Florida State (OT)	77
91	St. Peters	75
71	Houston	70
78	at Tampa	76
120	at Rollins	72
64	at Stetson	66
99	at Florida Southern	83
112	Jacksonville	105
94	Louisville	84
144	Rollins	75
77	Loyola (New Orleans)	84
112	Tampa	91
99	Florida State	70
75	Stetson	60
71	**St. Francis	70
96	**Providence	106
2509	W 23, L 5	2201
	*--Hurricane Classic	
	**--National Invitational Tourn.	
1963-64		
BRUCE HALE, Coach		
101	Tampa	95
95	Florida	79
77	at Santa Clara	86
101	at St. Mary's (Calif.)	86
81	at Nevada (OT)	78
95	San Francisco	83
108	Rollins	90
79	*Army	71
85	*Syracuse (OT)	86
105	Rhode Island	88
97	at Jacksonville	92
91	at Florida	114
78	at Florida State	80
78	Memphis State	69
121	LaSalle	99
127	at Rollins	85
134	at Tampa	104
81	at Stetson	75
85	at Fla. Southern	78
117	Jacksonville	92
94	Creighton	124
83	at Houston	93
97	at Loyola (of S.) (OT)	90
120	Florida Southern	79
87	Stetson	70
82	Florida State	80
76	St. Joseph (NIT)	86
2575	W 20, L 7	2352
	*--Hurricane Classic	
1964-65		
BRUCE HALE, Coach		
136	at Tampa	119
99	at **Duquesne	95
85	at **Pittsburgh	71
86	at LaSalle	90
74	at Niagara	67
77	at St. Johns	79
89	St. Mary's	77

67	Florida	58	102	at Hawaii	101
86	*Yale	71	76	at Hawaii	110
80	*Maryland	73	104	Tampa	87
86	at Jacksonville	82	93	Eastern Kentucky	103
66	at Florida State	67	72	Brown	71
124	Florida Southern	93	100	*Dartmouth	81
127	Jacksonville	99	102	*New York U.	91
69	at Florida	86	84	LaSalle	92
128	at Rollins	95	100	Pittsburgh	78
115	Oklahoma City	92	76	at Tampa	84
100	Miami (Ohio)	85	93	at Florida State	122
86	at Stetson	84	72	at Jacksonville	67
94	at Florida Southern	82	76	Jacksonville	75
141	Tampa	110	72	at Stetson	67
115	Loyola of The South	86	94	at Florida Southern	76
95	Stetson	84	93	Maryland	73
103	Houston	91	60	at Dayton	98
148	Rollins	79	88	at Tulane	99
82	Florida State	75	108	Florida A&M	98
2558	W 22, L 4	2190	44	at Memphis State	67
	*--Hurricane Classic		64	at Houston	106
	**--Steel Bowl		84	at Loyola	86
			88	Stetson	71
			106	Creighton	93
			96	Florida State	84
			2368	W 17, L 11	2419
				*--Hurricane Classic	
					</

U-Miami Basketball Records

RESULTS YEAR-BY-YEAR

Year	W	L	Miami	Opp.
1926-27*	7	1	348	170
1927-28	8	4	406	310
1928-29	13	6	670	419
1930-31	3	7	252	331
1931-32†	17	1	816	456
1938-39	4	6	372	422
1939-40	8	12	716	824
1940-41	10	6	707	654
1941-42	9	7	628	570
1943-44	No	Teams—War		
1945-46	8	5	560	568
1946-47	20	7	1400	1192
1947-48	11	7	997	902
1948-49	19	8	1633	1515
1949-50	14	9	1446	1393
1950-51	10	12	1487	1520
1951-52	14	8	1687	1438
1952-53	9	12	1503	1502
1953-54	5	10	1015	1161
1954-55	9	11	1555	1544
1955-56	14	12	2170	2115
1956-57	13	13	2029	2167
1957-58	14	8	1741	1641
1958-59	18	7	2190	2029
1959-60	23	4	2427	2192
1960-61	20	7	2230	2036
1961-62	14	12	2069	2045
1962-63	23	5	2509	2201
1963-64	20	7	2575	2352
1964-65	22	4	2558	2190
1965-66	15	11	2271	2208
1966-67	15	11	2126	2091
1967-68	17	11	2368	2419
1968-69	14	10	1985	2048
1969-70	9	17	2293	2521

Totals 449 298 53830 49277

*First year of University. Played only freshman opponents.
†Played no senior colleges.

TEAM RECORDS—SEASON

Most victories, 23 in 1960 and 1963

Most defeats, 13 in 1957

Most points, 2575 in 1964

Highest avg. per game, 98.4 in 1965

Most points, opp. 2521 in 1970

Highest avg., opp., 96.9 in 1970

Longest winning streak, 13 in 1947

Longest losing streak, 9 in 1940

Most rebounds, 1559 in 1963

Most rebounds, opp., 1398 in 1960

Most field goals, 991 in 1964

Most field goals, opp., 992 in 1970

Most free throws made, 663 in 1960

Most free throws made, opp., 597 in 1956

SINGLE GAME

Most points, 148 vs Rollins in 1965

Other games over 112: 144 vs Rollins in 1963; 141 vs Tampa in 1965; 136 vs Tampa in 1964; 128 vs Rollins in 1965; 127 vs Jacksonville in 1965; 127 vs Rollins in 1964; 124 vs Florida Southern in 1965; 121 vs LaSalle in 1964; 121 vs Florida Southern in 1960; 120 vs Rollins in 1963; 120 vs Florida Southern in 1964; 120 vs Tampa in 1966; 118 vs Florida A. & M. in 1970; 117 vs Jacksonville in 1964 and 1966; 116 vs Florida Southern in 1963; 115 vs Oklahoma City in 1965; 115 vs Loyola Of South in 1965; 113 vs Oklahoma City in 1962 and vs Tampa in 1959 and 1960.

Most points in loss, 113 vs. Oklahoma City in 1962.

Largest margin of victory, 69 vs Rollins in 1963 and 1965.

Largest aggregate score, 255, Miami 136, Tampa 119 in 1965.

Most games over 100 points, 10 in 1965.

Most points opponents, Creighton, 124 in 1964.

Most personal fouls, 36 vs Tampa in 1962.

Most personal fouls, both teams, 73 vs Tampa in 1965.

Least personals, 5 vs Rollins in 1962.

Least personal fouls, both teams, 13 vs Rollins in 1962.

Most field goals, 60 vs. Rollins, 1965.

Highest per cent field goals made, 65.6 (40 of 61) vs Dartmouth, 1967.

Most free throws attempted, 61 vs Kentucky Wesleyan in 1957.

Most free throws made, 46 vs Tampa in 1956.

Highest per cent free throws made, 100% (18 of 18) vs Maryland, 1965; also 96.9% (32 of 33) vs Creighton, 1964.

INDIVIDUAL RECORDS

SINGLE GAME

Barry vs. Rollins, 1965 -----59

Barry vs. Tampa, 1965 -----55

Barry vs. Fla. Southern, 1965 -----54

Barry vs. Jacksonville, 1964 -----52

Barry vs. Tampa, 1965 -----51

Barry vs. Oklahoma City, 1965 -----51

Barry vs. Houston, 1965 -----50

Barry vs. Rollins, 1964 -----50

McCoy vs. Rollins, 1963 -----48

Chadoff vs. Rollins, 1952 -----47

FIELD GOALS

Barry vs. Houston, 1965 -----21

Barry vs. Tampa, 1965 -----20

Barry vs. Rollins, 1965 -----20

(Twice)

McCoy vs. Rollins, 1963 -----20

Barry vs. Rollins, 1964 -----19

Barry vs. Jacksonville, 1964 -----19

Barry vs. Oklahoma City, 1965 -----19

Wittman vs. Okla. City, 1967 -----19

Barry vs. Yale, 1965 -----18

Beckner vs. Tampa, 1965 -----18

Chadoff vs. Rollins, 1952 -----18

Dampier vs. Army, 1964 -----18

FREE THROWS

Godfrey vs. Okla. City, '60 -----22

Barry vs. Fla. South., '65 -----22

Barry vs. Rollins, '65 -----19

Barry vs. St. Joseph, '64 -----19

Munley vs. Ky. Wes., '57 -----17

Barry vs. San Francisco, '64 -----17

Barry vs. St. Marys, '65 -----17

Barry vs. Tampa, '65 -----17

Hickox vs. Stetson, '59 -----16

Manushaw vs. Loyola, '59 -----15

Miani vs. Tulane, '56 -----15

Barry vs. Louisville, '63 -----15

Hickox vs. Ky. Wesleyan, '60 -----15

Barry vs. Tampa, '65 -----15

Barry vs. Jacksonville, '65 -----15

REBOUNDS

Barry vs. Oklah'a City, '65 -----29

Canaday vs. Bucknell, '69 -----28

Barry vs. Rollins, '65 -----27

Manushaw vs. Fla. State, '59 -----27

Manushaw vs. M'reh'd St., '59 -----26

Barry vs. Cornell, '63 -----25

Parker vs. Fla. State, '68 -----25

Barry vs. Houston, '65 -----24

Barry vs. Tampa, '65 -----24

Manushaw vs. Toronto, '59 -----24

Beckner vs. Rollins, '63 -----24

Season Records—Individual

TOTAL POINTS

Player	Year	Games	Points
Barry	-----'65	26	973
Barry	-----'64	27	870
Curnutt	-----'70	25	709
Curnutt	-----'69	24	662
Curnutt	-----'68	28	635
Hickox	-----'60	27	596
Wittman	-----'67	26	585
Wittman	-----'66	26	567
Parker	-----'68	28	558
McCoy	-----'63	28	554
Dampier	-----'64	27	521

TOTAL FIELD GOALS

Player	Year	Games	Goals
Barry	-----'65	26	340
Barry	-----'64	27	314
Curnutt	-----'70	25	283
Curnutt	-----'68	28	268
Curnutt	-----'69	24	262
McCoy	-----'63	28	237
Hickox	-----'60	27	219
Wittman	-----'67	26	219
Parker	-----'68	28	214
Dampier	-----'64	27	211

FREE THROWS ATTEMPTED

Player	Year	Games	Tried
Barry	-----'65	26	341
Barry	-----'64	27	287
Godfrey	-----'60	27	207
Wittman	-----'66	26	206
Hickox	-----'60	27	198
Allen	-----'70	26	188
Keene	-----'53	21	187
Stage	-----'57	26	186
Wittman	-----'67	26	184
Morris	-----'56	26	180

FREE THROWS MADE

Player	Year	Games	Made
Barry	-----'65	26	293
Barry	-----'64	27	242
Godfrey	-----'60	27	159
Hickox	-----'60	27	158
Wittman	-----'66	26	151
Wittman	-----'67	26	147
Stage	-----'57	26	145
Curnutt	-----'70	25	143
Miani	-----'56	26	139
Curnutt	-----'69	24	138

FIELD GOALS—PERCENT

Player	Year	Tries	Percent
Parker	-----'66	254	.551
Barry	-----'64	572	.549
Parker	-----'68	406	.527
Barry	-----'65	651	.522
Soens	-----'67	352	.506
Carl Stavreti	-----'63	304	.500
Stevenson	-----'68	188	.500
Hutslar	-----'69	215	.498
Applegate	-----'61	261	.487
Beckner	-----'65	381	.486
Nebel	-----'59	175	.486

AVERAGE POINTS PER GAME

Player	Year	Games	Average
Barry	-----'65	26	37.4
Barry	-----'64	27	32.1
Curnutt	-----'70	25	28.4
Curnutt	-----'69	24	27.6
Curnutt	-----'68	28	22.7
Wittman	-----'67	26	22.3
Hickox	-----'60	27	22.1
Wittman	-----'66	26	21.8
Chadoff	-----'52	22	20.9
Edwards	-----'46	6	20.5

PERCENT FREE THROWS MADE

Player	Year	Tries	Percent
Jones	-----'66	153	.876
Curnutt	-----'70	166	.861
Barry	-----'65	341	.859
Barry	-----'64	287	.843

Miani	-----'56	166	.837
Barry	-----'63	158	.829
Beckner	-----'65	128	.828
Curnutt	-----'68	120	.825
Spisak	-----'63	109	.816
Curnutt	-----'69	170	.812

20 POINT OR MORE GAMES

Player	Year	Number
Barry	-----'64-'65	24
Curnutt	-----'69	21
Curnutt	-----'70	21
Curnutt	-----'68	19
Hickox	-----'60	17
Wittman	-----'67	17
Wittman	-----'67	17
McCoy	-----'62	14
Miani	-----'56	13
Stage	-----'57	13
Barry	-----'63	13
Soens	-----'67	13
Parker	-----'68	13

30 POINT OR MORE GAMES

Player	Year	Number
Barry	-----'64	19
Barry	-----'65	18
Curnutt	-----'69	11
Curnutt	-----'70	10
Parker	-----'68	5
Hickox	-----'60	4
Dampier	-----'64	4
Wittman	-----'67	4
Curnutt	-----'68	4
Chadoff	-----'52	3
Whitman	-----'66	3

REBOUNDS

Player	Year	Games	Total
Barry	-----'65	26	475
Barry	-----'64	27	448
Manushaw	-----'59	25	372
Barry	-----'63	24	351
McCoy	-----'63	28	350
McCoy	-----'62	26	336
Soens	-----'67	26	330
Canaday	-----'70	26	327
Morris	-----'56	26	322
Manushaw	-----'60	27	321
Allen	-----'70	26	320

LEADING SCORER

Year	Player	FG	FT	TP
'27	No Record Available			
'28	*Ashman			169
'29	*Ashman	49	18	116
'30	'31 No Record Available			
'32	Folger	71	25	167
'33-'38	Inclusive—No Team			
'39	Tom Hilbish			54
'40	Tobin	86	24	196
'41	Tobin	71	27	169
'42	Tobin	91	39	211
'43	'44, '45—No Team			
'46	Edwards	53	17	123
'47	Campbell	135	48	318
'48	Friedman	92	37	221
'49	Campbell	164	39	367
'50	MacDonald	134	48	316
'51	Chadoff	107	54	268
'52	Chadoff	180	99	459
'53	Keene	112	126	350
'54	Schayowitz	95	37	227
'55	Miani	114	73	301
'56	Miani	186	139	511
'57	Stage	158	145	461
'58	Stage	137	79	353
'59	Hickox	161	131	453
'60	Hickox	219	158	596
'61	Hickox	180	120	480
'62	McCoy	199	80	468
'63	McCoy	237	80	554
'64	Barry	314	242	870
'65	Barry	340	293	973
'66	Wittman	208	151	567
'67	Wittman	219	147	585
'68	Curnutt	268	99	635
'69	Curnutt	262	138	662
'70	Curnutt	283	143	709

Career Records

TOTAL POINTS

Player	Years	FG.	FT.	PTS.
1 Rick Barry	'63, '64, '65	816	666	2298
2 Don Curnutt	'68, '69, '70	813	380	2006
3 Dick Hickox	'59, '60, '61	560	409	1529
4 Ron Godfrey	'59, '60, '61	518	348	1384
5 Mike Wittman	'65, '66, '67	492	335	1319
6 Mike McCoy	'61, '62, '63	524	183	1231
7 Gene Stage	'56, '57, '58	450	292	1192
8 Rusty Parker	'66, '67, '68	472	246	1190
Whitey Campbell	'47, '48, '49, '50	471	134	1076
Julie Cohen	'60, '61, '62	388	266	1042
Dick Miani	'53, '54, '55, '56	392	258	1042
Rick Jones	'65, '66, '67	374	281	1029
Ed Morris	'56, '57, '58	341	308	990
Marty Burdette	'56, '57, '58	365	260	990
Sy Chadroff	'50, '51, '52	382	203	967
Wayne Beckner	'63, '64, '65	386	188	960
Junior Gee	'65, '66, '67	378	190	946
Mackey MacDonald	'49, '50, '51	392	145	929
William Soens	'67, '68	335	190	860
Howard Keene	'51, '52, '53	301	249	851
Bruce Applegate	'59, '60, '61	346	158	850
Abe Friedman	'47, '48, '49, '50	322	174	818
Willie Allen	'69, '70	298	200	796
Wayne Canaday	'69, '70	328	136	792
Harry Manushaw	'59, '60, '61	265	222	752

20 POINT OR MORE GAMES

Barry, '63, '64, '65	61
Curnutt, '68, '69, '70	61
Hickox, '59, '60, '61	41
Wittman, '65, '66, '67	33
Godfrey, '59, '60, '61	28
McCoy, '61, '62, '63	27
Stage, '56, '57, '58	22
Soens, '67, '68	20
Parker, '66, '67, '68	20
Miani, '53, '54, '55, '56	18

FREE THROWS

Barry, '63, '64, '65	666
Hickox, '59, '60, '61	409
Curnutt, '68, '69, '70	380
Godfrey, '59, '60, '61	348
Wittman, '65, '66, '67	335
Morris, '56, '57, '58	308
Stage, '56, '57, '58	292
Jones, '65, '66, '67	281
Cohen, '60, '61, '62	266
Burdette, '56, '57, '58	260

FIELD GOALS

Barry, '63, '64, '65	816
Curnutt, '68, '69, '70	813
Hickox, '59, '60, '61	560
Curnutt, '68, '69	530
McCoy, '61, '62, '63	524
Godfrey, '59, '60, '61	518
Wittman, '65, '66, '67	492
Parker, '66, '67, '68	472
Campbell, '46, '47, '48, '49	471
Stage, '56, '57, '58	450
MacDonald, '49, '50, '51	392
Miani, '53, '54, '55, '56	392

REBOUNDS

Barry, '63, '64, '65	1274
Manushaw, '59, '60, '61	914
McCoy, '61, '62, '63	857
Morris, '56, '57, '58	787
Godfrey, '59, '60, '61	767
Wittman, '65, '66, '67	695
Parker, '66, '67, '68	675
Keene, '51, '52, '53	660
Canaday, '69, '70	646
Soens, '67, '68	629
Allen, '69, '70	600
Burdette, '56, '57, '58	559

HURRICANE ALL-TIME BASKETBALL TEAM

FIRST TEAM	SECOND TEAM	THIRD TEAM
Rick Barry	F Mackey MacDonald	F Mike Wittman
Ron Godfrey	F Bob Campbell	F Rusty Parker
Mike McCoy	C Sy Chadroff	C Harry Manushaw
Don Curnutt	G Julie Cohen	G Junior Gee
Dick Hickox	G Gene Stage	G Rick Jones

Lettermen

1926-27

Rodger Ashman, Bob Stanton, Larry Catha, John McGuire, Jimmy O'Brien, Harold Oram.

1927-28

Rodger Ashman, Bob Stanton, Cliff Courtney, John McGuire, Alfred (Red) Franklin, Ted Bleier, Larry Catha, Lloyd Solie, Harold Carbonneau, Herman Lyons, Harold Oram.

1928-29

Rodger Ashman, Austin Younts, Ted Bleier, Lloyd Solie, Marion Mercurio, Larry Catha, Louis Hansen, Alfred (Red) Franklin, John Evans.

1930-31

Louis Hansen, Lloyd Solie, Luke Crowe, John Evans, Foster Alter, Dan Hill.

1931-32

Team played independent teams and junior colleges. NO letters awarded.

1938-39

Tom Hilbish, Chuck Guimento, Eddie Dunn, George Hamilton, Howard Davis, John Corcoran, Harold Oesch.

1939-40

Chuck Guimento, Gene Boyle, Howard Davis, Art Tracy, Joe Krutulis, John Tobin, Tom Hilbish, Dick Tucker, Dave Konel.

1940-41

John Tobin, Tom Hilbish, Joe Krutulis, George Carifeo, Alex Bazil, Dick Tucker, Hartford Lee, James Kees, Tom Scott.

1941-42

John Tobin, Andy Musante, Al Kasulin, Joe Krutulis, George Carifeo, Bob Douglas, Gene Ju-pin.

1945-46

Lou Edwards, Charles Angelus, John Mell, Harvey James, Charles Skalski, Pete Lipchick, Keith Doyle, Arthur Hagan, Phil Sistik.

1946-47

Anthony Yovicsin, Bob Campbell, Louis Edwards, Abe Friedman, Michael Fisher, Ervin Ibach, Kal Lutsky, Gerald Weinstein, Joe McNulty, Harold Schuler.

1947-48

Abe Friedman, Bob Campbell, Bob Carroll, Don Cobb, Gerald Weinstein, Mike Ingemi, Tony Ferrara, Charles Schuyler, Ervin Ibach, Joe McNulty.

1948-49

Bob Campbell, Mackey McDonald, Abe Friedman, Jerry Weinstein, Tony Ferrara, Ervin Ibach, Donn Cobb, Jack Ryan, William McClellan.

1949-50

Tony Ferrara, Joe Grist, Roger Wrench, Sy Chadroff, Jack Schneider, Jerry Weinstein, Abe Friedman, Mackey MacDonald, Bob Campbell.

1950-51

Roger Wrench, Mel Yanuck, Jack Schneider, Sy Chadroff, Mackey MacDonald, Joe Grist, Dick Focht, Howard Keene.

1951-52

Sy Chadroff, Jack O'Neil, Roger Wrench, Jack Schneider, Willie Schayowitz, Howard Keene, Richard Silvis, Mel Yanuck, Richard Hoffman.

1952-53

Howard Keene, Mel Yanuck, Richard Hoffman, Richard Miani, James Carson, Robert Denton, Will Schayowitz, Dave Nicholas.

1953-54

Harold Arterburn, Jim Carson, Bob Denton, Edward Klima, Douglas Howell, Richard Miani, Willie Schayowitz, Ernest Prieto.

1954-55

Harold Arterburn, James Car-

son, Gene Hoban, Douglas Howell, Robert Kichefski, Edward Klima, Bruce Lawrence, Richard Miani, Robert Murray, Ernest Prieto, Kenneth Ryskamp.

1955-56

Richard Miani, Ed Morris, Gene Stage, Bob Steiner, Gene Hoban, Stan Kojkowski, Ed Klima, Marty Burdette, Nick Nugent, Mike Friedman, Ernie Prieto.

1956-57

Marty Burdette, Edward Contreras, Gerald Davis, Joe Gardner, Stanley Kojkowski, Edwin Morris, Joe Munley, Gene Stage, Robert George Talbot, Pete Turonis, Mark Thistlethwaite.

1957-58

Marty Burdette, Ed Contreras, Dick Berghoff, Joe Gardner, Bob Leidy, Ed Morris, Joe Munley, Norm Nebel, G. Stage, Bob Steiner.

1958-59

Dick Hickox, Ron Godfrey, Harry Manushaw, Dave Landis, Ed Contreras, Bruce Applegate, Norm Nebel, Martin Snider, Joe Gardner, Jerry Davis.

1959-60

Dick Hickox, Ron Godfrey, Harry Manushaw, Dave Landis, Bruce Applegate, Martin Snider, Julie Cohen, Dod Hammond, Chris Stavreti, Jack Spisak, Bruce Shapiro.

1960-61

Ken Allen, Bruce Applegate, Julie Cohen, Ron Godfrey, Dick Hickox, Mike McCoy, Harry Manushaw, Bruce Shapiro, Carl Stavreti, Chris Stavreti, Lee Woods.

1961-62

Julie Cohen, Chris Stavreti, Ken Allen, Mike McCoy, Jack Spisak, Lee Woods, Carl Stavreti, L. Heffer, Chas. Holiber, Lou Alix.

1962-63

Kenny Allen, Rick Barry, Wayne Beckner, Bernie Butts, Larry Kessler, Charles Holiber, Mike McCoy, Jack Spisak, Carl Stavreti, Lee Woods.

1963-64

Rick Barry, Wayne Beckner, John Dampier, Bob Green, John Bates, Bernie Butts, Don Patrican, Charles Grob, Stewart Marcus.

1964-65

Rick Barry, Wayne Beckner, John Dampier, Junior Gee, Rick Jones, Mike Wittman, Mike Volkman, Bob Green, Don Patrican, Charles Grob, Stewart Marcus.

1965-66

John Bates, Junior Gee, Bob Green, Charles Grob, Rick Jones, Stewart Marcus, Rusty Parker, Don Patrican, Dan Rodgers, Mike Volkman, Mike Wittman.

1966-67

John Bates, Junior Gee, Bob Green, Rick Jones, Tom Masters, Chas. Noti, Rusty Parker, Dan Rodgers, Bill Soens, Mike Wittman.

1967-68

Dennis Cantrell, Don Curnutt, Tom Green, Char Hanley, Mike Hutsler, Tom Masters, Char Noti, Rusty Parker, Dan Rodgers, Bill Soens, Jerry Stevenson.

1968-69


Willie Allen, Wayne Canaday, Dennis Cantrell, Don Curnutt, Tom Green, Mike Hutsler, Tom Masters, John Osbourne, Jerry Stevenson, Ron Welch.

1970-71


Willie Allen, Wayne Canaday, Dennis Cantrell, Don Curnutt, Chas. Gay, Mike Hutsler, Rick Law, Bob Nylin, John Osbourne, Bob Spagnolo, Ron Welch.

1970-71 Freshman Schedule

Nov. 27-28	Miami Dade North - Miami Dade North (Thanksgiving Tournament)
Dec. 4	Alumni ----- Home
Dec. 8	Broward Jr. College ----- Ft. Lauderdale
Dec. 11	Biscayne Freshmen ----- Biscayne Col.
Dec. 15	Bible College ----- Ft. Lauderdale
Dec. 18-19	Brevard Classic ----- Cocoa
Dec. 22	Hallsey Griffith ----- Home
Jan. 2	Brevard Junior College ----- Home
Jan. 4	Broward Junior College ----- Home
Jan. 8	Indian River Jr. College ----- Ft. Pierce
Jan. 11	Indian River Junior College ----- Home
Jan. 16	Biscayne Freshman Team ----- Home
Jan. 30	Palm Beach University ----- Palm Beach
Feb. 1	Miami Dade South ----- Miami Dade So.
Feb. 5-6	Edison Classic ----- Ft. Myers
Feb. 8	Intramural All Stars ----- Home
Feb. 15	Florida Memorial Freshmen ----- Home
Feb. 17	Miami Dade Jr. College ----- Miami Dade So.
Feb. 20	Palm Beach University ----- Home
Feb. 23	Stones Pharmacy ----- Home
Feb. 27	Epicure ----- Home
Mar. 2	Alumni ----- Home



FRANK HEYWARD
Freshman



MARK NORDIN
Freshman

ATHLETIC STAFF

Director of Athletics: Walter Kichefski (*acting*)

Assistant to Athletic Director: LeRoy Pearce

Head Football Coach: Walter Kichefski

Assistant Football Coaches: LeRoy Pearce, Neil Schmidt, Walter Corey, Harold Allen, Larry Wilson, Bobby Carlton, Jimmy Dye, Bernie Yaffa, C. T. Hewgley, Harold Sawyers

Sports Publicity: George Gallet (*Director*)
Wilber Bach

Assistant Business Manager of UM for Athletics:
Art Laskey

Basketball Coach: Ron Godfrey

Assistant Basketball Coach: Dick Hickox

Tennis and Soccer Coach: Dale Lewis

Baseball Coach: Ron Fraser

Golf Coach: Dr. William Heuson

Swimming Coach: Bill Diaz

Trainer: Walter Pomerko



A Private, Independent, International University • An Equal Opportunity Employer