



2012 MIAMI FOOTBALL GAME NOTES

Miami Athletic Communications • 5821 San Amaro Drive • Coral Gables, FL 33146
HurricaneSports.com • Facebook: Facebook.com/MiamiHurricanes • Twitter: @HurricaneSports
Home to Five National Championships in the last 30 years (1983, 1987, 1989, 1991, 2001)

GAME INFORMATION

Date / Time: Sat., Oct. 20, 2012 / 8:12 p.m. ET
Site: Miami Gardens, Fla. / Sun Life Stadium (74,916)
TV: ABC
Play-by-Play: Brent Musburger; **Analyst:** Kirk Herbstreit
Sideline: Heather Cox
Local Radio: 560 WQAM
Play-by-Play: Joe Zagacki; **Analyst:** Don Bailey Jr.;
Sideline: Josh Darrow
Spanish Radio: Caracol 1260 AM
Play-by-Play: Roly Martin;
Analysts: Pepe Campos and Joe Martinez
Student Radio: 90.5 FM WVUM
Talent: Kyle Sielaff, Chris Whyttingham
National Radio: Touchdown Radio
Play-by-Play: Frank Frangie; **Analyst:** Gino Torretta
Satellite Radio: Sirius 93, XM 192 (UM broadcast)
Live Stats: HurricaneSports.com
Twitter Updates: @HurricaneSports / @LosHurricanes
Series: Miami leads, 31-25
Miami: Florida State leads, 17-16
Tallahassee: Miami leads, 14-8
Neutral Site: Miami leads, 1-0
First Meeting: 1951 — W, 35-13
Last Meeting: 2011 — L, 19-23
Streak: Florida State, 2 wins

MIAMI

4-3, 3-1 ACC

2012: 4-3, 3-1 ACC (1st, Coastal)
Ranking: NR — AP, NR — Coaches, NR — BCS
Last Game: Oct. 13, 2012 (Miami Gardens, Fla.)
lost to North Carolina, 18-14
Head Coach: Al Golden (Penn State, 1991)
Career: 37-43 (7th season)
at UM: 10-9 (2nd season)
vs. FSU: 0-1
Twitter: @HurricaneSports / @LosHurricanes

FLORIDA STATE

6-1, 3-1 ACC

2012: 6-1, 3-1 ACC (2nd, Atlantic)
Ranking: 12 — AP, 10 — Coaches, 14 — BCS
Last Game: Oct 14, 2012 (Tallahassee, Fla.)
defeated Boston College, 51-7
Head Coach: Jimbo Fisher (Samford, 1987)
Career: 25-9 (3rd season)
at UNC: Same
vs. UM: 2-0
Twitter: @FSU_Football

MIAMI COMMUNICATIONS

Chris Yandle (Primary Contact) *Director of Communications*
O: 305-284-3248 C: 786-877-9368 E: c.yandle@miami.edu
Scott Zavitz (Secondary Contact) *Assistant Director*
O: 305-284-3236 C: 305-342-1424 E: szavitz@miami.edu
Jimmy Gill *Assistant Director*
O: 305-284-3231 C: 786-422-4029 E: jgill@miami.edu
Brian Bowsher *Digital Media Strategist*
O: 305-284-1904 C: 786-447-9494 E: b.bowsher@miami.edu



RAISING CANES (Season 2)

Season 2 of the wildly popular Raising Canes series gives college football fans exclusive access to the University of Miami Football program with head coach Al Golden.

GAME 8

MIAMI GARDENS, FLA. (SUN LIFE STADIUM)



NR/NR/NR MIAMI HURRICANES (4-3, 3-1)

Head Coach: Al Golden (Penn State, 1991)
Career Record: 37-43 (7th season), Record at UM: 10-9 (2nd season), Record vs. FSU 0-1



12/10/14 VS FLORIDA STATE SEMINOLES (6-1, 3-1)

Head Coach: Jimbo Fisher (Samford, 1987)
Career Record: 25-9 (3rd season), Record at FSU: Same, Record vs. UM: 2-0

STORY LINES

- Miami (4-3, 3-1 ACC) welcomes long-time rival No. 12/10 Florida State (6-1, 3-1) as the Canes celebrate their 78th Homecoming game and their second of a three-game homestand. Kickoff is set for 8:12 p.m. ET on ABC.
- Saturday will mark the 57th series meeting between the two teams, with Miami holding a 31-25 edge. However, Florida State has won the previous two meetings, including its last trip to Sun Life Stadium — 45-17 in 2010.
- With a 3-1 record in the ACC Coastal Division standings, Miami remains in first place and has matched its best start in conference play after four games.
- Linebackers **Denzel Perryman** (6.0) and **Eddie Johnson** (5.5) have combined for 11.5 tackles for loss through seven games, one-third of Miami's total TFL production (34.0).
- After allowing six sacks in the first two games, Miami's offensive line has given up only three sacks in the last five games.
- Senior RB **Mike James**, who became the 38th 1,000-yard rushing in program history Oct. 6 vs. Notre Dame, established career highs for rushing attempts (22) and yards (96) in Miami's loss to North Carolina.
- In each of Miami's four wins, Miami made up a deficit of at least seven points to come back and win.
- Miami has won four straight Homecoming games; the Hurricanes' last loss on Homecoming came Nov. 3, 2007, a 19-16 overtime loss to NC State.
- Saturday will mark the fourth time that Miami will host Florida State for Homecoming, posting a 1-2 record in the previous three Homecoming meetings. The Seminoles defeated the Canes in 1974 (14-21) and 1982 (7-24) before Miami won the 2002 Homecoming affair (28-27).
- Four different Hurricanes have receptions of 50 yards or more on the season. WR **Rashawn Scott** (76 yards, 52), WR **Phillip Dorsett** (65, 62), TE **Clive Walford** (56) and RB **Duke Johnson** (50) each have 50-yard receptions.

NATIONAL TELEVISION COVERAGE

- Saturday's contest between Miami and Florida State will be televised nationally at 8 p.m. EDT on ABC (official 8:12 p.m. ET kick). **Brent Musburger** (play-by-play), **Kirk Herbstreit** (analyst) and **Heather Cox** (sideline) will call the action.

2012 SCHEDULE / RESULTS

	Sept. 1	at Boston College*	ABC/ESPN2	W, 41-32
		Chestnut Hill, Mass. / Alumni Stadium (44,000) / Duke Johnson: 7 carries, 135 yards, 2 TDs		
	Sept. 8	at 21/20 Kansas State	FX	L, 13-52
		Manhattan, Kan. / Bill Snyder Family Stadium (50,000) / Stephen Morris: 19-26, 215 yards		
	Sept. 15	BETHUNE-COOKMAN	ESPN3	W, 38-10
		Miami Gardens, Fla. / Sun Life Stadium (74,916) / Duke Johnson: 246 all-purpose yards, 4 TDs		
	Sept. 22	at RV/RV Georgia Tech*	RSN	W, 42-36 OT
		Atlanta, Ga. / Bobby Dodd Stadium (55,000) / Mike James: 89 rush yards, 24 rec. yards, 4 TDs		
	Sept. 29	NC STATE* (Family Weekend)	ESPN2	W, 44-37
		Miami Gardens, Fla. / Sun Life Stadium (74,916) / Stephen Morris: 26-49, 566 yards (UM record), 5 TD		
	Oct. 6	vs. 9/10 Notre Dame	NBC	L, 3-41
		Chicago, Ill. / Soldier Field (61,500) / Brandon McGee: 9 tackles (8 solo, 1 tackle for loss)		
	Oct. 13	NORTH CAROLINA* (Hispanic Heritage Day)	ESPN2	L, 14-18
		Miami Gardens, Fla. / Sun Life Stadium (74,916) / Mike James: 22 carries, 96 yards, 1 TD		
	Oct. 20	12/10/14 FLORIDA STATE (Homecoming)	ABC	8:12 p.m.
		Miami Gardens, Fla. / Sun Life Stadium (74,916) / Miami leads, 31-25 (0-1 under Golden)		
	Nov. 1	VIRGINIA TECH*	ESPN	7:30 p.m.
		Miami Gardens, Fla. / Sun Life Stadium (74,916) / Miami leads, 17-12 (0-1 under Golden)		
	Nov. 10	at Virginia*	TBA	
		Charlottesville, Va. / Scott Stadium (61,500) / Miami leads, 5-4 (0-1 under Golden)		
	Nov. 17	USF* (Senior Day)	TBA	
		Miami Gardens, Fla. / Sun Life Stadium (74,916) / Miami leads, 3-1 (1-0 under Golden)		
	Nov. 24	at Duke*	TBA	
		Durham, N.C. / Wallace Wade Stadium (33,941) / Miami leads, 8-1 (1-0 under Golden)		

WEEKLY MEDIA PLANNER: FLORIDA STATE GAME

15 MON	16 TUE	17 WED	18 THU	19 FRI	20 SAT	21 SUN
<p>Practice (10 a.m.) Greentree Practice Fields</p> <p>Golden and requested players available to media after practice</p>	<p>Practice (9:25 a.m.)</p> <p>Weekly Press Conference Edgerrin James Room 12-12:30 p.m. (Players) 12:30-1 p.m. (Golden)</p> <p>Hurricane Hotline 7-9 p.m. (The Grove Spot)</p>	<p>Practice (9:25 a.m.) Greentree Practice Fields</p> <p>Golden and requested players available to media after practice</p> <p>ACC Teleconference 12:20 p.m.</p>	NO AVAILABILITY	NO AVAILABILITY	<p>Miami vs Florida State 8:12 p.m. (ABC)</p> <p>Postgame Press Conference <i>Miami locker room is closed</i></p> <p>AI Golden, 20 minutes after conclusion of game; players immediately after</p>	<p>AI Golden Teleconference 4:30 p.m.</p> <p>No Player Availability</p>

ACC INJURY REPORT

PROBABLE

Duke Johnson – Lower Extremity

OUT

Ben Jones – Lower Extremity
Rayshawn Jenkins – Upper Extremity

SURGERY / OUT FOR THE SEASON

Sean McNally – Lower Extremity
Malcolm Lewis – Lower Extremity
Ramon Buchanan – Lower Extremity

Next report will be Monday after the North Carolina game

MEDIA INFORMATION

COVERING THE HURRICANES

Interview requests for players and coaches after practice must be submitted by Noon the previous day. Member members wishing to write feature stories should submit feature story requests to **Chris Yandle** (c.yandle@miami.edu) by 3 p.m. Sunday.

Yandle and the Miami Communications Staff will make every effort to schedule a separate time to accommodate those requests. Because of time constraints and academic/meeting obligations, media members may only request two (2) student-athletes and/or assistant coaches for post-practice interviews

ACC TELECONFERENCE

Miami head coach **AI Golden** and the league's other 11 coaches will be featured on a weekly teleconference each Wednesday during the 2012 football season from 10:30 a.m. to 12:30 p.m., beginning Aug. 29, and concluding Nov. 21.

Each coach will have 10 minutes to make an opening statement and answer questions. There will be an audiofile available of each teleconference on the Conference's official website (theACC.com) each Wednesday afternoon as well as a written transcript of the call.

Golden's schedule time is 12:20 p.m. to 12:30 p.m. ET each Wednesday. Media representatives wishing to participate in the teleconference should contact the ACC Communications Office.

HURRICANE HOTLINE

Hurricane Hotline is a weekly two-hour show hosted by **Joe Zagacki** and **Don Bailey Jr.** and airs Tuesday or Wednesday nights from 7-9 p.m. during the season at The Grove Spot (3324 Virginia Street, Coconut Grove).

Hurricane Hotline features interviews with UM head coach **AI Golden**, players, coaches and other Miami personnel as well as other featured guests. Fans are encouraged to listen on 560 WQAM or view the show in-person at The Grove Spot.

QUICK HITS

- Notable Miami ACC statistical rankings: 2nd in kickoff coverage (42.2), 2nd in sacks against (1.14), 3rd in pass offense (296.9), 4th in kickoff returns (24.4), 4th in first downs (21.4), 4th in 3rd down conversions (44.3), 5th in total offense (437.6) and 5th in turnover margin (+2).
- Notable Miami NCAA statistical rankings: 22nd in sacks allowed, 24 in passing offense, 29th in kickoff returns, 42nd in total offense, 44th in turnover margin, 62nd in scoring offense and 86th in rushing offense.
- **Duke Johnson** ACC statistical rankings: 2nd in all-purpose yards (151.0), 3rd in kick returns (27.9), 6th in scoring-TDs (6.0), (7th in rushing (61.1).
- **Duke Johnson** NCAA rankings: t19th amongst all-purpose runners, 20th in kickoff returns.
- Junior QB **Stephen Morris** ranks second among ACC quarterbacks in passing yards per game (284.4) and is second in total offense (296.6).
- **Stephen Morris** NCAA rankings: 26th in total offense and 77th in passing efficiency (126.47).
- Through seven games, 21 freshmen have seen action for the Miami Hurricanes, including 16 true freshmen.
- Seven freshmen have started at least one game for the Miami Hurricanes – true freshman RT **Ereck Flowers**, true freshman RB **Duke Johnson**, true freshman WR **Malcolm Lewis**, true freshman S **Deon Bush**, redshirt freshman LB **Eddie Johnson**, redshirt freshman DL **Corey King** and true freshman DL **Earl Moore**.
- In the first 19 games of the **AI Golden** era, Miami has used 17 different defensive starting lineups.

FLORIDA STATE SERIES HISTORY

- Miami holds a 31-25 all-time series lead against the Seminoles.
- The series opened in 1951, with Miami beating FSU 35-13 in the Orange Bowl.
- Miami is 16-17 against Florida State at home and have lost three straight in Miami. The Canes are seeking their first win at home over the Seminoles since 2004.
- Florida State has won the last two games against the Hurricanes – 23-19 last season in Tallahassee and 45-17 in 2010 at Sun Life Stadium. Miami hasn't lost three straight games to the Seminoles since 1995-99 when it lost five straight in the series.

HOMECOMING HISTORY

- Saturday will be the 78th Homecoming game in UM history, with the Hurricanes posting a 50-25-2 record.
- Miami has won four straight Homecoming games; the Hurricanes' last loss on Homecoming came Nov. 3, 2007, a 19-16 overtime loss to NC State.
- Saturday will mark the fourth time that Miami will host Florida State for Homecoming, posting a 1-2 record in the previous three Homecoming meetings. The Seminoles defeated the Canes in 1974 (14-21) and 1982 (7-24) before Miami won the 2002 Homecoming affair (28-27).
- The 2002 meeting – also known as "Wide Left" – is considered one of the greatest games in program history. Defending national champion Miami Hurricanes staged a comeback to take a 28-27 lead against No. 9 Florida State in front a sold out Orange Bowl crowd on Homecoming weekend. With only minutes left, the Seminoles drove down the field, securing field goal position. Kicker Xavier Beitia then hooked his field goal attempt wide left, giving the Canes a 28-27 win.
- Both of Miami's ties occurred in each of its first two Homecoming contests – both against current FCS member Stetson (0-0 in 1933, 6-6 in 1934). Miami did not have a Homecoming game in 1941 and 1942.

A WIN BY MIAMI WOULD...

- Match the Hurricanes' best start in ACC play after five games with a 4-1 record.
- Even the all-time series at 17-17 with FSU in games played in Miami.
- Give the Hurricanes their first win in the last three games over the Seminoles.
- Be its first home win against the Seminoles since 2004.

THE GREAT WALL OF CORAL GABLES

- Miami's offensive line has allowed only three sacks in the last five games, while helping pave way for offense to average 329.8 yards through the air and 477.2 yards of total offense.
- In Miami's first two games, the Canes O-Line surrendered six sacks, while the offense managed 338.5 yards of total offense.

TWO-MINUTE OFFENSE

- 12 of Miami's 29 scoring drives this season have needed less than two minutes, including five that have needed less than 60 seconds.
- At Boston College, Miami had three scoring drives that lasted under two minutes, including a pair of drives that resulted in a **Duke Johnson** TD run of more than 50 yards.
- Six of the 12 scoring drives have occurred in the last two ACC games. In Miami's 44-37 home win over NC State, the Hurricanes had four scoring drives that needed less than 100 seconds — a 14-yard TD pass (0:42), a 24-yard TD pass (1:36), a 76-yard TD pass (1:12) and the game-winning 62-yard TD pass (0:29).

MIKE JAMES: 1,000-YARD RUSHER

- Senior RB **Mike James** became the 38th 1,000-yard rusher in program history in Miami's loss Oct. 6 against Notre Dame at Chicago's Soldier Field. After his career-best 96-yard performance in Miami's 18-14 loss to North Carolina, James now has 1,121 career rushing yards and 15 rushing TDs.

#ROOKIECANES NO MORE

- Through seven games, 21 freshmen — including 16 true freshmen — have seen game action for the Hurricanes.
- Of those 21 freshmen, seven have started at least one game — **S Deon Bush**, **RT Ereck Flowers**, **RB Duke Johnson**, **WR Malcolm Lewis**, **DT Earl Moore**, **DL Corey King** and **LB Eddie Johnson**.

THE #DUUKE OF MIAMI

- In the first quarter against Bethune-Cookman, Johnson returned a kickoff 95 yards for Miami's first score of the game. The return tied **Tremain Mack** (at Syracuse, 1996) for the eighth-longest kickoff return in Hurricanes history. It was Miami's third kickoff returned for a touchdown since 2005.
- Johnson is tied for 19th nationally with 151.00 all-purpose yards per game, tops among FBS freshmen and second in the ACC behind Maryland's **Stefon Diggs** (168.83).
- Against Boston College in the season-opener, Johnson became the first UM freshman RB to rush for 100 or more yards in first college game since **Clinton Portis** in 1999.

DUKE JOHNSON SCORING PLAYS

OPPONENT	SCORING PLAY	DRIVE LENGTH
Boston College	54-yard run	1:51
Boston College	56-yard run	1:17
Bethune-Cookman	95-yard kickoff return	--
Bethune-Cookman	1-yard run	2:31
Bethune-Cookman	50-yard reception	2:09
Bethune-Cookman	28-yard run	1:24
NC State	4-yard run	3:24

SEVEN WEEKS, SEVEN ACC PLAYER HONORS

- Through the season's first seven weeks, the Miami Hurricanes have collected seven ACC Player of the Week honors, including a season-high three honorees Oct. 1.
- Freshman RB **Duke Johnson** and redshirt freshman LB **Eddie Johnson** have tallied two honors each, three of which were ACC Rookie of the Week honors. Junior QB **Stephen Morris** (Offensive Back), sophomore LB **Gianni Paul** (Linebacker) and sophomore WR **Phillip Dorsett** (Receiver) each have one ACC weekly honor.

SIX CANES NAMED TO PHIL STEELE MIDSEASON ALL-ACC TEAM

- Six Miami Hurricanes were named to *Phil Steele's* 2012 Midseason All-ACC Team. Junior OL **Brandon Linder** and freshman KR **Duke Johnson** were named to the first team, while sophomore WR **Phillip Dorsett** and senior P **Dalton Botts** picked up second-team honors. Johnson (RB), sophomore DL **Anthony Chickillo** and sophomore LB **Denzel Perryman** were named to the third team.

TIME OF POSSESSION BATTLE

- Before leading in time of possession in its 18-14 loss Oct. 13 against North Carolina (30:18-29:42), Miami had trailed in time of possession in seven consecutive games. That streak dated back to the 2011 season finale against Boston College.
- Miami has led in time of possession in only eight of 28 quarters this season.

RECORD BREAKDOWN

Current Streak	Lost 2
Current Home Streak	Lost 1
Current Road Streak	Lost 1
Last Win	44-37 vs. NC State (9/29/12)
Last Road Win	42-36 (OT) at Georgia Tech (9/22/12)
Last Loss	14-18 vs. North Carolina (10/13/12)
Last Road Loss	3-41 at Notre Dame (10/6/12)

	2012	GOLDEN
Home	2-1	6-4
Away	2-2	4-5
Natural Grass	3-2	9-8
Artificial Turf	1-1	1-1
vs. Ranked Opponents	0-2	2-3
September	4-1	5-3
October	0-2	3-4
November	0-0	2-2
December	0-0	0-0

Leading at Halftime	3-0	8-1
Trailing at Halftime	1-3	1-8
Tied at Halftime	0-0	1-0
Scoring First	1-0	7-2
Opponent Scoring First	3-3	3-7

Score < 20 Points	0-3	1-5
Score 20+ Points	3-0	8-4
Score 30+ Points	3-0	6-1
Score 40+ Points	2-0	4-0
Opponent Scores < 20 Points	1-1	6-1
Opponent Scores 20+ Points	2-0	3-6
Opponent Scores 30+ Points	2-0	2-2
Opponent Scores 40+ Points	0-2	0-2

Gain < 20 First Downs	0-2	4-5
Gain 20+ First Downs	4-1	6-4
Opponent Gains < 20 First Downs	1-0	5-2
Opponent Gains 20+ First Downs	3-3	5-7

More Rushing Yards Than Opponent	1-0	3-3
Fewer Rushing Yards Than Opponent	3-3	7-6
Rush For < 100 Yards	1-2	3-3
Rush For 100+ Yards	3-1	7-6
Opponent Rushes For < 100 Yards	1-0	1-1
Opponent Rushes For 100+ Yards	3-3	9-8

More Passing Yards Than Opponent	3-2	7-6
Fewer Passing Yards Than Opponent	1-1	3-3
Pass For < 200 Yards	0-0	2-1
Pass For 200+ Yards	4-3	8-8
Opponent Passes For < 200 Yards	2-0	6-3
Opponent Passes For 200+ Yards	2-3	4-6

More Total Yards Than Opponent	2-0	7-4
Fewer Total Yards Than Opponent	2-3	3-5
Gain < 300 Total Yards	0-2	1-2
Gain 300+ Total Yards	4-1	9-7
Opponent Gains < 300 Total Yards	0-0	3-1
Opponent Gains 300+ Total Yards	4-3	7-8

Commit No Turnovers	0-1	1-3
Commit < 3 Turnovers	4-1	8-2
Commit 3+ Turnovers	0-1	1-4
Force < 3 Turnovers	2-3	7-7
Force 3+ Turnovers	2-0	3-2

Commit < 6 Penalties	1-1	5-3
Commit 6+ Penalties	3-2	5-6

3rd Down % < 25	0-0	0-1
3rd Down % 25-49	2-3	6-7
3rd Down % 50+	2-0	4-1
Opponent 3rd Down % < 25	0-0	1-0
Opponent 3rd Down % 25-49	4-2	8-6
Opponent 3rd Down % 50+	0-1	1-3

Trail Time of Possession	4-2	8-4
Lead Time of Possession	0-1	2-5

QUICK FACTS

UNIVERSITY INFORMATION

Location	Coral Gables, Fla.
Enrollment	15,629
Founded	1925
Nickname	Hurricanes
Colors	Orange (PMS 1665), Green (PMS 3435) and White
President	Donna E. Shalala
Interim Athletics Director	Blake James
Conference / Division	Atlantic Coast Conference / Coastal
Stadium / Capacity	Sun Life Stadium / 74,916
Press Box Phone	305-943-8060
Ticket Office Phone	1-800-GO-CANES (462-2637)

COACHING STAFF

Head Coach	Al Golden
Record at Miami	10-9 (2nd season)
Career Record	37-43 (7th season)
Assistant Head Coach / Def. Coord.	Mark D'Onofrio
Offensive Coordinator / Quarterbacks	Jedd Fisch
Senior Defensive Assistant / DL	Jethro Franklin
Tight Ends / National Recruiting Coord.	Brennan Carroll
Running Backs / FL Recruiting Coord.	Terry Richardson
Offensive Line	Art Kehoe
Wide Receivers / Passing Game Coord.	George McDonald
Defensive Backs	Paul Williams
Linebackers / Special Teams Coord.	Micheal Barrow
Graduate Assistant / Defense	Phillip Eisenstein
Graduate Assistant / Offense	DJ Hernandez

SUPPORT STAFF

Director of Football Operations	Don Corzine
Director of Player Development	Ryan McNamee
Senior Football Operations Coordinator	Hurlie Brown
Assistant Director of Football Operations	Rob Messinger
Coordinator of Football Operations	Matt Doherty
Coordinator of Football Operations	Lindsay Bohlen
Administrative Assistant to Head Coach	Myrna Schneider
Head Football Athletic Trainer	Vinny Scavo
Head Strength & Conditioning Coach	Andreu Swasey
Assistant Strength & Conditioning Coach	Cols Colas
Assistant Strength & Conditioning Coach	Victor Ishmael
Equipment Manager	Bobby Revilla

COMMUNICATIONS (FOOTBALL)

Director of Communications	Chris Yandle
Cell	786-877-9368
E-mail	c.yandle@miami.edu
Twitter	@ChrisYandle
Assistant Director	Scott Zavitz
Cell	305-342-1424
E-mail	szavitz@miami.edu
Twitter	@ScottZavitz
Assistant Director	Jimmy Gill
Cell	786-422-4029
E-mail	jjgill@miami.edu
Twitter	@JGill027
Website	www.HurricaneSports.com
Football Blog	www.TheUFootball.com
Mailing Address	5821 San Amaro Drive Coral Gables, FL 33146

'MAD STORK' ON ACC LEGENDS CLASS OF 2012 ROSTER

- Former Hurricanes DE and Pro Football Hall of Fame DE **Ted Hendricks** is a member of the Atlantic Coast Conference's Class of 2012 Dr Pepper ACC Football Championship Game Legends. Hendricks will be the honorary captain for Saturday's Homecoming game against Florida State.
- Hendricks, known as the "Mad Stork" for his tall (6-7), angular build and his dominating defensive play, started three seasons at defensive end for the Miami Hurricanes under coach Charlie Tate. A three-time All-America for the Hurricanes, he earned consensus, first-team All-America honors in 1967 and 1968, and led Miami to a 20-11-1 record. He ended his collegiate career as Miami's all-time leading tackler with 318 hits in 1968. That year, he was named UPI National Lineman of the Year and finished 5th in the Heisman Trophy balloting.
- He went on to a spectacular 15-year NFL career as an outside linebacker playing in 215 consecutive games with the Baltimore Colts, Green Bay Packers, Oakland and L.A Raiders. During his time in the NFL, he helped lead his teams to four Super Bowl championships, was an eight-time Pro Bowl selection, four times selected as an All-Pro and five times named second-team All-Pro. He was inducted into the National Football Foundation and College Hall of Fame in 1987 and was named to the Pro Football Hall of Fame in 1990. He was named to the NFL's 75th Anniversary All-Time team and to the NFL's All-Decade team of the 1970's.
- He was inducted into the University of Miami Hall of Fame in 1980, to its Ring of Honor in 1997 and had his jersey number—number 89—retired, also in 1997.

ALL-TIME MIAMI HURRICANES ACC LEGENDS

NAME, POSITION	INDUCTED
George Mira, QB	2005
Gino Torretta, QB	2006
Jim Kelly, QB	2007
Russell Maryland, DT	2008
Vinny Testaverde, QB	2009
Cortez Kennedy, DT	2010
Jim Otto, C	2011
Ted Hendricks, DE	2012

#CANESNOTES

- Johnson (7) and James (5) have combined for half of Miami's 24 total touchdowns this season.
- Saturday will be 78th Homecoming game in **@HurricaneSports** history, with the **#Canes** posting a 50-25-2 record. **#MiamiHC12**
- Miami has won four straight Homecoming games; the **#Canes** last loss on Homecoming came in 2007, a 19-16 OT loss to **@PackFootball**. **#MiamiHC12**
- Saturday will mark 4th time that Miami will host **@FSU_Football** for Homecoming, posting 1-2 record in previous 3 Homecoming meetings.
- Miami will face a nationally ranked **@FSU_Football** team for 32nd time in series history; **#Canes** are 17-14 when Noles are ranked.
- **#Canes** have lost last 2 series meetings overall and last 3 meetings at home. Last UM home win over FSU? OT win in 2004.
- **@FSU_Football** (12/10) is Miami's third ranked opponent of 2012 season. The other two are in Top 10 (3/4 **@KStateSports** and 5/5 **@NDFB125**).
- **@FSU_Football**, ranked 10th in **@ESPN/@USATODAYSports** poll, is first Top 10 opponent to visit Sun Life since **@OU_Football** in 2009.
- Under **@GoldenAI**, UM is 7-1 following loss. **#Canes** have lost back-to-back games for 1st time in Golden era.
- The two-game losing streak is first for **@GoldenAI** since his last two games at Temple in 2010 (h/t **@ByTimReynolds**).
- Allstate AFCA Good Works Team member **Mike James** is the 38th Miami Hurricane to eclipse 1,000-yard rushing plateau. **#RunningBackU**
- Seven games into season, **Mike James** has already established career highs for rushing attempts and yards. **#BeastMode**
- **Duke Johnson** one of 16 players in nation with 1,000+ all-purpose yards. His 1,057 yards tops among freshmen. **#EIDuque #DUUUUUUKE**
- Miami's 651 yards against **@PackFootball** are third-most in UM history, trailing 689 vs. **@UCLAFootball** in 1998 and 655 vs. **@BCSportsNews** in 1984.
- Miami has trailed at some point in each of its first seven games, while its opponents have scored first six times.
- In each of Miami's four wins, the Canes made up a deficit of at least seven points to come back and win. **#ComebackCanes**
- In Miami's three **@theACC** wins, **#Canes** have scored 41 (**@BCSportsNews**), 42 (**@GTAthletics**) and 44 (**@PackFootball**). Have won by combined 22-point margin.
- In the first 19 games of the **@GoldenAI** era, Miami has used 16 different defensive starting lineups.
- Through 7 games, Miami has forced 13 turnovers (6 INT, 7 fumbles). In 2011, **#Canes** forced 15 total turnovers.
- Linebackers **Denzel Perryman** (6.0) and **Eddie Johnson** (5.5) have accounted for 1/3 of Miami's TFL total.

MIAMI'S THUNDER AND LIGHTNING

- Senior RB **Mike James** and freshman RB **Duke Johnson** have combined for 830 of Miami's 985 rushing yards on 162 carries through seven games. The lightning-quick Johnson, who has already collected two ACC Rookie of the Week honors this season, has amassed 428 yards and five rushing TDs on 74 carries, while the bruising James has 402 yards and four touchdowns on 88 carries.
- The duo has combined for 160-plus rushing yards in three of Miami's first six games. In the Hurricanes' 41-32 season-opening win at Boston College, Johnson rushed for 135 yards, while James added 54 yards. Two weeks later, the pair amassed 171 yards — Johnson 94 yards and James 77 yards (both season highs).
- Johnson (7) and James (5) have combined for half of Miami's 24 total touchdowns this season.

PLENTY OF OPTIONS

- Miami has 14 different players that have at least one reception in the first seven games of the season.
- **Allen Hurns, Rashawn Scott, Phillip Dorsett, Clive Walford, Malcolm Lewis, Duke Johnson, Devon Johnson, Mike James, Asante Cleveland, Kendal Thompkins, Eduardo Clements, Dyron Dye, Maurice Hagens** and **Herb Waters** each have at least one grab.

JAMES SELECTED TO ALLSTATE AFCA GOOD WORKS TEAM

- Senior RB **Mike James** is one of 22 student-athletes selected to the 2012 Allstate AFCA Good Works Team, announced by Allstate Insurance Company and the American Football Coaches Association.
- James is the sixth Miami Hurricane to be named to the Allstate AFCA Good Works Team, joining Robert Bass (1993), Tony Coley (1996), Ryan Clement (1997), Nate Books (1998) and Joaquin Gonzalez (2001).
- During his career at the University of Miami, James has contributed countless hours to supporting community service organizations in the Miami community, including volunteering for Empowered Youth, an organization providing mentoring to at-risk youth, serving as a project manager for the 2012 University of Miami Bone Marrow Drive and serving meals to the homeless with the Miami Rescue Mission. James has also been involved with The Ronald McDonald House, Rushing the Community and Canes on Patrol.

#PROCANES

- More than 275 former Hurricanes have gone on to play professionally in the NFL.
- 38 Hurricanes have been a part of a Super Bowl-winning team and a total of 72 former Canes have played in a Super Bowl. DT Dwayne Hendricks, DB Bruce Johnson, SS Kenny Phillips and DB Antrel Rolle were members of the Super Bowl XLVI champion New York Giants in 2011. DT Vince Wilfork also played in Super Bowl XLVI for the New England Patriots.
- 51 former Hurricanes are currently with NFL teams as of Oct. 1, 2012.

AFC East (5): Dolphins (RB Lamar Miller, DE Olivier Vernon); Patriots (DT Marcus Forston, DL Vince Wilfork)

AFC North (8): Ravens (RB Damien Berry, LB Ray Lewis, T Bryant McKinnie, S Ed Reed, WR Tommy Streeter);

Browns (WR Travis Benjamin); Pittsburgh Steelers (LB Sean Spence; CB DeMarcus Van Dyke)

AFC South (7): Texans (T Rashad Butler, CB Brandon Harris, WR Andre Johnson, C Chris Myers, ILB Darryl Sharpton); Colts (WR Reggie Wayne); Tennessee Titans (LB Colin McCarthy)

AFC West (6): Broncos (T Orlando Franklin, RB Willis McGahee, WLB D.J. Williams); chiefs (DE Allen Bailey, T Eric Winston); Raiders (TE Richard Gordon)

NFC East (8): Giants (DE Adewale Ojomo, CB Bruce Johnson, S Kenny Phillips, S Antrel Rolle); Eagles (TE Chase Ford); Redskins (WR Leonard Hankerson, FS Brandon Meriweather, WR Santana Moss)

NFC North (3): Bears (WR Devin Hester); Lions (T Jason Fox); Packers (CB Sam Shields)

NFC South (8): Falcons (P Matt Bosher, DT Micanor Regis); Panthers (LB Jon Beason, TE Greg Olsen); Saints (TE Jimmy Graham, LB Jon Vilma, OL Harland Gunn); Tampa Bay: (WR Roscoe Parrish)

NFC West (7): Cardinals (DE Calais Campbell, RB Javarris James, WR LaRon Byrd); Rams (LB Rocky McIntosh; OL Brandon Washington); 49ers (LB Tavares Gooden, RB Frank Gore)

RAISING CANES

- *Raising Canes*, the award-winning all-access show produced by 3Penny Films, is back. Check out HurricaneSports.com for the latest show as well as previously archived shows.

FIND US SOCIALLY

- For all the latest information on Miami Hurricanes Football, follow @HurricaneSports or @LosHurricanes (official Spanish language account) on Twitter. You can also read the official blog for Hurricanes Football, www.thefootball.com.

HURRICANES RADIO NETWORK

Miami Hurricanes football games can be heard throughout the state of Florida on the Hurricane Sports Network, anchored by WQAM (560 AM). WQAM.com will also stream the game online free of charge.

FLAGSHIP STATIONS

Miami / Fort Lauderdale	WQAM (560 AM)
Spanish (Caracol)	WSUA (1260 AM)
University of Miami	WVUM (90.5 FM)

AFFILIATES

Miami / Fort Lauderdale	WQAM (560 AM)
Spanish (Caracol)	WSUA (1260 AM)
Belle Glade	WBGF (900 AM)
	WSWN (93.5 FM)
Coco Beach	WIXC (1060 AM)
Fort Myers	ESPN (770 AM)
Fort Pierce	WPSL (1590 AM)
Jacksonville	1010XL
Jupiter	WSTU (1450 AM)
Kissimmee	ESPN (1080 AM)
Key West	WKWF (1600 AM)
Marathon	WFFG (1300 AM)
Melbourne	WIXC (1060 AM)
Meritt Island	WIXC (1060 AM)
Naples	ESPN (770 AM)
Orlando	ESPN (1080 AM)
Port St. Lucie	WPSL (1590 AM)
St. Augustine	XLAM (1010 AM)
St. Petersburg	WMGG (1470 AM)
	ESPN (1040 AM)
Stuart	WSTU (1450 AM)
Tampa	ESPN (1040 AM)
	WWBA (820 AM)
	WMGG (1470 AM)
Titusville	WIXC (1060 AM)
West Palm Beach	ESPN (760 AM)

MIAMI MEDIA EMAIL LIST

Releases Available via Email

Media members interested in receiving Miami football releases via email should send requests to **Chris Yandle** (c.yandle@miami.edu) and **Scott Zavitz** (szavitz@miami.edu).

Game Day Media Policies

Only working media will be admitted to the Sun Life Stadium press box. Seats will be issued according to the following criteria:

1. State newspapers by circulation, wire services, national publications, newspapers from opponent's area and student newspapers from UM and opposing schools.
2. Other daily newspapers, with preference to those that regularly cover UM.
3. Radio and TV personnel not broadcasting, but considering reporting.
4. Non-daily newspapers, with preference to those which regularly cover Miami Football.
5. Professional football scouts.
6. Freelance and/or non-daily writers may be asked to produce copies of actual publications in which their work has appeared. In some cases, these materials will be required as verification of the writers' status.

DEPTH CHART

OFFENSE (PRO)

WR	80	RASHAWN SCOTT	6-2, 190, So.
	86	Herb Waters	6-2, 185, Fr.
LT	79	MALCOLM BUNCHE	6-7, 325, RSo.
	64	Hunter Wells	6-4, 300, RFr.
LG	70	JONATHAN FELICIANO	6-5, 314, RSo.
	68	Jeremy Lewis	6-4, 316, RSr.
C	62	SHANE MCDERMOTT	6-4, 295, RSo.
	75	Jared Wheeler	6-5, 314, RJr.
RG	65	BRANDON LINDER	6-6, 308, Jr.
	63	Daniel Isidora	6-4, 320, Fr.
RT	77	SEANTREL HENDERSON -OR-	6-8, 340, Jr.
	74	ERECK FLOWERS	6-6, 314, Fr.
TE	46	CLIVE WALFORD	6-4, 250, RSo.
	49	Dyron Dye	6-5, 255, RJr.
	82	Asante Cleveland	6-5, 263, Jr.
FB	33	MAURICE HAGENS	5-11, 240, Jr.
	43	Sean Harvey	6-4, 262, RSo.
QB	17	STEPHEN MORRIS -OR-	6-2, 214, Jr.
	11	RYAN WILLIAMS	6-5, 221, RSo.
RB	5	MIKE JAMES	5-11, 220, Sr.
	8	Duke Johnson	5-9, 188, Fr.
	23	Eduardo Clements	5-9, 195, Jr.
WR	4	PHILLIP DORSETT	5-10, 185, So.
	83	Kendal Thompkins -OR-	5-10, 182, RSr.
	6	Robert Lockhart Jr.	6-1, 188, Fr.
WR	1	ALLEN HURNS	6-3, 192, Jr.
	24	Davon Johnson	6-0, 188, Sr.

SPECIALISTS

P	13	DALTON BOTTS	6-3, 205, Sr.
	40	Jake Wieclaw	6-2, 193, RSr.
FG	40	JAKE WIECLAW	6-2, 193, RSr.
	18	Matt Goudis	6-0, 170, RFr.
KO	40	JAKE WIECLAW	6-2, 193, RSr.
	18	Matt Goudis	6-0, 170, RFr.
H	13	DALTON BOTTS	6-3, 205, Sr.
	11	Ryan Williams	6-5, 221, RSo.
LS	61	PAUL KELLY	6-1, 262, RSr.
	59	Jimmy Gaines	6-3, 230, Jr.
SS	61	PAUL KELLY	6-1, 262, RSr.
	65	Brandon Linder	6-6, 308, Jr.
PR	4	PHILLIP DORSETT	5-10, 185, So.
	8	Duke Johnson	5-9, 188, Fr.
KR	4	PHILLIP DORSETT	5-10, 185, So.
	8	Duke Johnson	5-9, 188, Fr.

DEFENSE (4-3)

DE	71	ANTHONY CHICKILLO	6-4, 262, So.
	90	Ricardo Williams -OR-	6-5, 240, RFr.
	99	Jelani Hamilton	6-5, 271, Fr.
DT	67	COREY KING	6-1, 295, RFr.
	72	Earl Moore	6-1, 300, Fr.
	66	Dequan Ivery	6-1, 303, Fr.
DT	91	OLSEN PIERRE	6-4, 300, So.
	93	Luther Robinson -OR-	6-3, 288, RJr.
	98	Darius Smith	6-2, 315, Sr.
DE	51	SHAYON GREEN	6-3, 260, RJr.
	17	Tyriq McCord	6-3, 236, Fr.
OLB	44	EDDIE JOHNSON	6-1, 238, RFr.
	34	Thurston Armbrister	6-3, 222, So.
MLB	59	JIMMY GAINES -OR-	6-3, 230, Jr.
	36	GIONNI PAUL -OR-	6-1, 230, So.
	56	RAPHAEL KIRBY	6-0, 218, Fr.
OLB	52	DENZEL PERRYMAN	6-0, 229, So.
	34	Thurston Armbrister	6-3, 222, So.
	31	Tyrone Cornileus	6-2, 210, Jr.
CB	37	LADARIUS GUNTER	6-2, 198, Jr.
	3	Tracy Howard -OR-	5-11, 185, Fr.
	20	Thomas Finnie	5-10, 183, So.
S	2	DEON BUSH	6-1, 190, Fr.
	30	AJ Highsmith	6-0, 202, RJr.
S	22	KACY RODGERS II	6-2, 210, Jr.
	7	Vaughn Telemaque -OR-	6-2, 204, RSr.
	29	Rayshawn Jenkins	6-1, 203, Fr.
CB	21	BRANDON McGEE	6-0, 194, Sr.
	39	Antonio Crawford	5-11, 188, Fr.

PRONUNCIATION GUIDE

JaWand Blue	Juh-Wand
Ramon Buchanan	Ray-mon, like Raymond
Akil Craig	Ah-keel
Nantambu-Akil Fentress	Non-tam-bu Ah-keel
Taylor Gadbois	Gad-bwah
Matt Goudis	Goo-dis
Shayon Green	Shay-on
Alex Irastorza	I-ruh-stor-zuh
Dequan Ivery	Dey-quan
Davon Johnson	Duh-vahn
D'Mauri Jones	Duh-maury
Tyriq McCord	Ty-reek
Andrew Swasey	Sway-zee
Vaughn Telemaque	Tell-uh-mock
Jake Wieclaw	Why-claw

PLAYER PROFILES

34 • THURSTON ARMBRISTER LB

6-3 • 222 • So. • Hollywood, Fla.

- Had 3 tackles, including one for a loss vs. North Carolina
- Made four tackles against Notre Dame
- Registered three tackles at Georgia Tech
- Career-first start at Boston College, making three total tackles
- Member of the practice squad in 2011

CAREER STATISTICS

DEFENSIVE

YEAR	G	UT	AT	TT	TFL-YDS	QBS-YDS	FF/FR	PBU	INT-YDS
2012	7	13	5	18	1.0-1	0-0	0/0	0/0	0-0

CAREER BESTS

DEFENSIVE

Tackles: 4, at Notre Dame, 2012

Solo Tackles: 3, vs. two opponents (last vs. North Carolina, 2012)



Scan to visit *Thurston Armbriester's* complete bio at HurricaneSports.com

13 • DALTON BOTTS P

6-3 • 207 • Sr. • Taft, Calif.

MIDSEASON ALL-ACC, SECOND TEAM (Phil Steele)

- Punted 3 times against North Carolina, with one downed at 1
- Placed 3 of 5 punts inside the 20 at Notre Dame
- Punted 7 times for 263 yards and rushed for a first down on a fake field goal against NC State
- Recorded 1 of 2 punts inside the 20 at Georgia Tech
- Landed 3 punts inside the 20 with a long of 51 yards against Bethune-Cookman
- Punted 4 times at Kansas State (40.0 avg.)
- Averaged 40.6 yards on five punts at Boston College
- 2012 Preseason All-ACC selection, Ray Guy Award nominee

CAREER STATISTICS

PUNTING

YEAR	G	NO	YDS	LG	AVG
2011	12	48	2,051	62	42.7
2012	7	30	1,194	51	40.6
Career	19	78	3,245	62	41.6

CAREER BESTS

PUNTING

Punts: 8, at USF, 2011

Yards: 347, at USF, 2011

Long: 62, vs. Boston College, 2011

Average: 47.8, vs. Ohio State, 2011



Scan to visit *Dalton Botts'* complete bio at HurricaneSports.com

79 • MALCOLM BUNCHE OL

6-7 • 323 • RSo. • Newark, Del.

- Started every game at left tackle
- Started against Notre Dame, did not allow a sack
- Blocked for offense that put up 651 yards of offense vs NC State
- Started at Georgia Tech, as offensive line did not allow a sack
- Started and part of offensive line that did not allow a sack and rushed for 215 yards against Bethune-Cookman
- Started at left tackle against Kansas State
- Started at left tackle against Boston College, part of offensive line that only allowed one sack and helped accumulate 208 yards rushing



Scan to visit *Malcolm Bunche's* complete bio at HurricaneSports.com

2 • DEON BUSH DB

6-1 • 195 • Fr. • Miami, Fla.

- Forced 2 fumbles and had 1 pass breakup at Notre Dame
- Two tackles against NC State
- Had 3 tackles, including one for a loss, at Georgia Tech
- Made career-first start at safety against Bethune-Cookman and made 3 solo tackles and 1 pass breakup
- Made 6 solo tackles and forced a fumble at Kansas State
- Appeared in career-first game at BC, making 4 solo stops

CAREER STATISTICS

DEFENSIVE

YEAR	G	UT	AT	TT	TFL-YDS	QBS-YDS	FF/FR	PBU	INT-YDS
2012	7	22	2	24	1.0-2	0-0	3/0	2	0-0

CAREER BESTS

DEFENSIVE

Tackles: 6, at Kansas State, 2012

Solo Tackles: 6, at Kansas State, 2012



Scan to visit *Deon Bush's* complete bio at HurricaneSports.com

94 • KELVIN CAIN DL

6-4 • 245 • Jr. • Clovis, Calif.

- Picked up 3 tackles, including a sack against NC State
- Had 1 tackle at K-State and 3 against Bethune-Cookman
- Made 3 tackles in the opener at Boston College

CAREER STATISTICS

DEFENSIVE

YEAR	G	UT	AT	TT	TFL-YDS	QBS-YDS	FF/FR	PBU	INT-YDS
2010	10	9	3	12	1.0-8	1.0-8	1/1	0	0-0
2011	9	15	5	20	0.0-0	0.0-0	1/0	0	1-9
2012	6	7	4	11	1.0-7	1.0-7	0/0	0	0-0
Career	25	31	12	43	2.0-15	1.0-15	2/1	0	1-9

CAREER BESTS

DEFENSIVE

Tackles: 9, at Duke, 2010

Solo Tackles: 6, at Duke, 2010

Tackles-for-Loss: 1.0, vs. two opponents (last vs. NC State, 2012)

Interceptions: 1, vs. Bethune-Cookman, 2011



Scan to visit *Kelvin Cain's* complete bio at HurricaneSports.com

71 • ANTHONY CHICKILLO DL

6-4 • 265 • So. • Tampa, Fla.

MIDSEASON ALL-ACC, THIRD TEAM (Phil Steele)

- Notched 5 tackles in win over NC State
- Recorded 7 tackles, 3.0 TFL, and 1 sack at Georgia Tech
- Had 5 tackles and fumble recovery in start vs Bethune-Cookman
- Finished third in 2011 ACC Defensive ROY Award voting
- Third generation Miami Hurricane

CAREER STATISTICS

DEFENSIVE

YEAR	G	UT	AT	TT	TFL-YDS	QBS-YDS	FF/FR	PBU	INT-YDS
2011	12	15	23	38	6.5-25	5.0-20	1/1	0	0-0
2012	7	18	8	26	4.0-12	2.0-6	0/2	0	0-0
Career	19	33	31	64	10.5-37	7.0-26	1/3	0	0-0

CAREER BESTS

DEFENSIVE

Tackles: 8, at Virginia Tech, 2011

Solo Tackles: 7, at Georgia Tech, 2012

Tackles-for-Loss: 3.0, at Georgia Tech, 2012

Sacks: 1.5, vs. Bethune-Cookman, 2011



Scan to visit *Anthony Chickillo's* complete bio at HurricaneSports.com

23 • EDUARDO CLEMENTS RB

5-9 • 192 • Jr. • Miami, Fla.

- Rushed for 37 yards and a TD in win against Bethune-Cookman
- Scored the first UM TD in 2012 with a 1-yard plunge at BC
- Finished 2011 with 9 tackles on special teams

CAREER STATISTICS

RUSHING

YEAR	G	ATT	YDS	AVG	TD	LG
2010	12	8	32	4.0	0	11
2011	12	15	82	5.5	1	22
2012	7	16	74	4.4	2	17
Career	31	39	188	4.8	3	22

RECEIVING

YEAR	G	REC	YDS	AVG	TD	LG
2010	12	1	9	9.0	0	9
2011	12	14	163	11.6	0	24
2012	7	2	11	6.0	0	6
Career	31	17	183	10.7	0	24

CAREER BESTS

RUSHING

Carries: 5, vs. two opponents (last vs. Bethune-Cookman, 2012)

Yards: 37, vs. two opponents (last vs. Bethune-Cookman, 2012)

Touchdowns: 1, multiple times (last vs. Bethune-Cookman, 2012)

Longest Run: 22, vs. Bethune-Cookman, 2011

RECEIVING

Receptions: 4, twice (last at USF, 2011)

Yards: 41, at Florida State, 2011

Longest Reception: 24 at Virginia Tech, 2011



Scan to visit *Eduardo Clements'* complete bio at HurricaneSports.com

31 • TYRONE CORNILEUS LB

6-2 • 215 • Jr. • Stone Mountain, Ga.

- Picked up 3 tackles against Notre Dame
- Recorded 3 tackles against NC State
- Notched career-high 7 tackles at Kansas State

CAREER STATISTICS

DEFENSIVE

YEAR	G	UT	AT	TT	TFL-YDS	QBS-YDS	FF/FR	PBU	INT-YDS
2010	10	3	3	6	0.0-0	0.0-0	0/0	0	0-0
2011	9	4	3	7	0.0-0	0.0-0	0/0	0	0-0
2012	7	14	10	24	0.0-0	0.0-0	0/0	0	0-0
Career	26	21	16	37	0.0-0	0.0-0	0/0	0	0-0

CAREER BESTS

DEFENSIVE

Tackles: 7, at Kansas State, 2012

Solo Tackles: 4, vs. two opponents (last at Georgia Tech, 2012)



Scan to visit *Tyrone Cornileus'* complete bio at HurricaneSports.com

PLAYER PROFILES

4 • PHILLIP DORSETT WR

5-9 • 187 • So. • Ft. Lauderdale, Fla.

MIDSEASON ALL-ACC, SECOND TEAM (Phil Steele)

- Reeled in career-high 191 yards — third-most in UM history — on 7 catches plus two TDs, including game-winning score, against NC State
- Had a 65-yard TD with 184 yards and a career-high 9 receptions at Georgia Tech
- Led Miami with 6 receptions in win over Bethune-Cookman
- Made 3 catches for 31 yards in a start at Kansas State

CAREER STATISTICS

RECEIVING

YEAR	G	REC	YDS	AVG	TD	LG
2011	12	14	147	10.5	1	31
2012	7	32	503	15.7	3	65
Career	19	46	650	14.1	4	65

CAREER BESTS

RECEIVING

Receptions: 9, at Georgia Tech, 2012

Yards: 191, vs. NC State, 2012

Longest Reception: 65, at Georgia Tech, 2012



Scan to visit *Phillip Dorsett's* complete bio at HurricaneSports.com

70 • JON FELICIANO OL

6-5 • 314 • RSo. • Davie, Fla.

- Started all 7 games in 2012 at left guard
- Blocked for offense that totaled 651 yards against NC State
- Part of offensive line that did not allow a sack and rushed for 215 yards against Bethune-Cookman
- Part of line that did not allow a sack and totaled 609 yards at Georgia Tech
- Saw action in 10 games and earned eight starts in 2011



Scan to visit *Joe Feliciano's* complete bio at HurricaneSports.com

20 • THOMAS FINNIE DB

5-10 • 185 • So. • Miami, Fla.

- Had an interception late in the fourth quarter against NC State
- Two tackles in start against Bethune-Cookman
- Started at K-State and made 2 tackles and one PBU
- Made career-first start with 4 tackles at Boston College

CAREER STATISTICS

DEFENSIVE

YEAR	G	UT	AT	TT	TFL-YDS	OBS-YDS	FF/FR	PBU	INT-YDS
2011	11	10	4	14	1.0-4	0.0-0	0/0	1	0-0
2012	7	12	0	11	0.0-0	0.0-0	0/0	2	1-0
Career	18	22	4	25	1.0-4	0.0-0	0/0	3	1-0

CAREER BESTS

DEFENSIVE

Tackles: 4, at Boston College, 2012

Solo Tackles: 4, at Boston College, 2012

Tackles-for-Loss: 1.0, at North Carolina, 2011

Interceptions: 1, vs. NC State, 2012



Scan to visit *Thomas Finnie's* complete bio at HurricaneSports.com

59 • JIMMY GAINES LB

6-3 • 232 • Jr. • Getzville, N.Y.

- Picked up four tackles against North Carolina
- Started at MLB and notched 7 total tackles at Georgia Tech
- Made 3 tackles in games at Boston College and Kansas State
- Earned 2011 starting job in camp, saw action in all 12 games

CAREER STATISTICS

DEFENSIVE

YEAR	G	UT	AT	TT	TFL-YDS	OBS-YDS	FF/FR	PBU	INT-YDS
2010	5	0	1	1	0.0-0	0.0-0	0/0	0	0-0
2011	12	24	34	58	3.0-7	0.0-0	0/0	1	0-0
2012	5	12	8	20	1.0-7	0.0-0	0/0	1	0-0
Career	22	36	43	79	4.0-14	0.0-0	0/0	2	0-0

CAREER BESTS

DEFENSIVE

Tackles: 9, at North Carolina, 2011

Solo Tackles: 4, three times

Tackles-for-Loss: 1.5 at Virginia Tech, 2011



Scan to visit *Jimmy Gaines's* complete bio at HurricaneSports.com

51 • SHAYON GREEN DL

6-3 • 260 • R Jr. • Tifton, Ga.

- Leads team with 42 total tackles
- Recorded 5 tackles at Georgia Tech and 7 against NC State
- Had a game-high 8 tackles against Bethune-Cookman
- Led team and set a career high with 8 tackles at Kansas State
- Game captain and made start at Boston College with 7 tackles

CAREER STATISTICS

DEFENSIVE

YEAR	G	UT	AT	TT	TFL-YDS	OBS-YDS	FF/FR	PBU	INT-YDS
2010	2	1	0	1	0.0-0	0.0-0	0/0	0	0-0
2011	4	4	3	7	0.5-1	0.0-0	0/0	0	0-0
2012	7	25	17	42	1.5-20	0.0-0	0/1	1	0-0
Career	13	30	20	50	2.0-21	0.0-0	0/1	1	0-0

CAREER BESTS

DEFENSIVE

Tackles: 8, vs. two opponents (last vs. Bethune-Cookman, 2012)

Solo Tackles: 5, vs. two opponents (last vs. Bethune-Cookman, 2012)

Tackles-for-Loss: 1.0, at Kansas State, 2012



Scan to visit *Shayon Green's* complete bio at HurricaneSports.com

1 • ALLEN HURNS WR

6-3 • 195 • Jr. • 2L • Carol City, Fla.

- Had 2 catches for 54 yards and a touchdown against NC State
- Made 2 receptions at Georgia Tech
- Had 2 receptions, including one for 22 yards, in start at K-State
- Started at Boston College and recorded a career-high 81 yards
- 2012 Biletnikoff Award Watch List member

CAREER STATISTICS

RECEIVING

YEAR	G	REC	YDS	AVG	TD	LG
2010	9	0	0	0.0	0	0
2011	12	31	415	13.4	4	41
2012	6	18	228	12.3	1	40
Career	27	49	643	13.1	5	41

CAREER BESTS

RECEIVING

Receptions: 6, vs. Ohio State, 2011

Yards: 81, at Boston College, 2012

Touchdowns: 2, vs. Ohio State, 2011

Longest Reception: 41, at Virginia Tech, 2011



Scan to visit *Allen Hurns's* complete bio at HurricaneSports.com

5 • MIKE JAMES RB

5-11 • 222 • Sr. • Haines City, Fla.

- Notched career-highs with 22 rushes and 96 yards against North Carolina, scoring one touchdown
- Racked up 3 rushing touchdowns (career-high 89 yards) and one receiving touchdown in win at Georgia Tech; scored game-winning touchdown in overtime
- Had 15 carries at Georgia Tech
- Named to Allstate AFCA Good Works Team

CAREER STATISTICS

RUSHING

YEAR	G	ATT	YDS	AVG	TD	LG
2009	13	15	36	3.1	1	11
2010	13	70	398	5.7	3	32
2011	12	72	275	3.8	7	32
2012	7	88	428	4.6	4	25
Career	45	245	1,137	4.6	15	32

RECEIVING

YEAR	G	ATT	YDS	AVG	TD	LG
2009	13	15	105	7.0	0	17
2010	13	13	56	4.3	1	18
2011	12	9	80	8.9	1	36
2012	7	16	139	10.2	1	24
Career	45	53	380	7.2	3	36

CAREER BESTS

RUSHING

Carries: 22, vs. North Carolina, 2012

Yards: 96, vs. North Carolina, 2012

Touchdowns: 3, at Georgia Tech, 2012

Longest Run: 32, twice (last vs. Duke, 2011)

RECEIVING

Receptions: 4, vs. North Carolina, 2012

Yards: 53, vs. NC State, 2012

Touchdowns: 1, three times (last at Georgia Tech, 2012)

Longest Reception: 36, vs. Duke, 2011



Scan to visit *Mike James's* complete bio at HurricaneSports.com

8 • DUKE JOHNSON RB

5-9 • 188 • Fr. • Miami, Fla.

MIDSEASON ALL-ACC, FIRST TEAM (Phil Steele) – PK

MIDSEASON ALL-ACC, THIRD TEAM (Phil Steele) – RB

- Two-time ACC Rookie of the Week
- Rushed for a touchdown against NC State
- Rushed for 72 yards at Georgia Tech
- Recorded 4 touchdowns on 246 all-purpose yards in first collegiate home game against Bethune-Cookman
- Ran for 2 touchdowns and 135 yards in collegiate debut at Boston College (19.3 yards/carry)
- Had touchdown runs of over 56 and 54 yards at BC

CAREER STATISTICS

RUSHING

YEAR	G	ATT	YDS	AVG	TD	LG
2012	7	74	428	5.8	5	56

RECEIVING

YEAR	G	ATT	YDS	AVG	TD	LG
2012	7	18	182	10.1	1	50

CAREER BESTS

RUSHING

Carries: 14, vs. two opponents (last, North Carolina, 2012)

Yards: 135, at Boston College, 2012

Touchdowns: 2, vs. two opponents (last vs. Bethune-Cookman, 2012)

Longest Run: 56, at Boston College, 2012

PLAYER PROFILES

RECEIVING

Receptions: 3, vs. two opponents (last vs. Bethune-Cookman, 2012)
 Yards: 57, vs. Bethune-Cookman, 2012
 Touchdowns: 1, vs. Bethune-Cookman, 2012
 Longest Reception: 50, vs. Bethune-Cookman, 2012



Scan to visit **Duke Johnson's** complete bio at HurricaneSports.com

44 • EDDIE JOHNSON LB

6-1 • 238 • So. • Atlanta, Ga.

- Recorded first-career interception and made two tackles for loss vs. North Carolina
- Picked up 7 tackles, 2 forced fumbles and a sack vs NC State
- Had a game-high 9 total tackles at Georgia Tech
- Made 3 tackles against Bethune-Cookman
- Career-first start at Kansas State, making 7 tackles
- Had 5 tackles and forced a fumble in collegiate debut at BC

CAREER STATISTICS

DEFENSIVE

YEAR	G	UT	AT	TT	TFL-YDS	QBS-YDS	FF/FR	PBU	INT-YDS
2012	7	27	12	39	5.5-17	1.0-8	3/0	1	1-24

CAREER BESTS

DEFENSIVE

Tackles: 9, at Georgia Tech, 2012
 Solo Tackles: 6, vs. two opponents (last vs. NC State, 2012)
 Tackles-for-Loss: 2.0, vs. North Carolina, 2012
 Forced Fumbles: 2, vs. NC State, 2012



Scan to visit **Eddie Johnson's** complete bio at HurricaneSports.com

65 • BRANDON LINDER OL

6-6 • 312 • Jr. • Southwest Ranches, Fla.

MIDSEASON ALL-ACC, FIRST TEAM (Phil Steele)

- Started at right guard in all seven games in 2012
- Blocked for offensive line that totaled 651 yards against NC State
- Part of offensive line that did not allow a sack and racked up 215 yards against Bethune-Cookman
- Played and started in all 12 games as sophomore in 2011



Scan to visit **Brandon Linder's** complete bio at HurricaneSports.com

62 • SHANE McDERMOTT C

6-4 • 296 • RSo. • Lake Worth, Fla.

- Started at center in all seven games in 2012
- Blocked for offensive line that totaled 651 yards against NC State
- Part of offensive line that did not allow a sack and racked up 215 yards against Bethune-Cookman
- Saw action in 10 games, allowed no sacks and registered zero penalties against for season



Scan to visit **Shane McDermott's** complete bio at HurricaneSports.com

21 • BRANDON McGEE DB

6-0 • 197 • Sr. • Plantation, Fla.

- Made a career-high 9 tackles against Notre Dame
- Had 2 tackles and returned a fumble 26 yards against NC State
- Registered 5 solo tackles in win at Georgia Tech
- 5 tackles, including one for a loss, and 2 pass break ups against Bethune-Cookman
- Started at Kansas State (game captain) and made an interception
- Served as a game captain and made 5 tackles in opener at BC
- Played and started in all 12 games as junior in 2011

CAREER STATISTICS

DEFENSIVE

YEAR	G	UT	AT	TT	TFL-YDS	QBS-YDS	FF/FR	PBU	INT-YDS
2009	10	0	2	2	0.0-0	0.0-0	0/0	0	0-0
2010	10	8	7	15	0.0-0	0.0-0	0/0	0	0-0
2011	12	25	13	38	2.5-11	1.0-8	0/0	3	1-15
2012	7	27	6	33	3.0-10	0.0-0	0/1	3	1-0
Career	39	60	28	88	5.5-21	1.0-8	0/1	6	2-15

CAREER BESTS

DEFENSIVE

Tackles: 9, at Notre Dame, 2012
 Solo Tackles: 8, at Notre Dame, 2012
 Tackles-for-Loss: 1.0, vs. multiple opponents (last at Notre Dame, 2012)
 Sacks: 1.0, at North Carolina, 2011
 Interceptions: 1, vs. two opponents (last at Kansas State, 2012)



Scan to visit **Brandon McGee's** complete bio at HurricaneSports.com

17 • STEPHEN MORRIS QB

6-2 • 214 • Jr. • Miami, Fla.

- Rushed for a career-high 40 yards with a TD vs. North Carolina
- Threw for ACC and school-record 566 passing yards and 5 touchdowns against NC State
- Threw for 436 yards on 31 of 52 passing at GT
- Completed 20 passes for 211 yards and a touchdown against Bethune-Cookman
- Threw for 215 yards at Kansas State, including a 56-yard connection to Clive Walford
- Had then-career highs with 28 completions and 45 attempts in season opener at Boston College

CAREER STATISTICS

PASSING

YEAR	G	CMP	ATT	PCT	YDS	TD	INT
2010	6	82	153	53.6	1,240	7	9
2011	5	26	37	70.3	283	0	2
2012	7	154	268	57.5	1,991	9	6
Career	18	262	458	57.2	3,314	16	17

RUSHING

YEAR	G	ATT	YDS	AVG	TD	LG
2010	6	25	74	3.0	1	16
2011	5	11	-2	-0.2	1	13
2012	7	33	85	2.6	1	19
Career	18	69	157	2.3	3	19

CAREER BESTS

PASSING

Attempts: 52, at Georgia Tech, 2012
 Completions: 31, at Georgia Tech, 2012
 Yards: 566, vs. NC State, 2012
 Touchdowns: 5, vs. NC State, 2012
 Interceptions: 3, vs. Virginia Tech, 2010
 Longest Pass: 79, vs. Georgia Tech, 2010

RUSHING

Carries: 9, at Kansas State, 2012
 Yards: 40, vs. North Carolina, 2012
 Touchdowns: 1, three times (last vs. North Carolina, 2012)
 Longest Run: 19, vs. North Carolina, 2012



Scan to visit **Stephen Morris's** complete bio at HurricaneSports.com

36 • GIONNI PAUL LB

6-0 • 230 • So. • Lakeland, Fla.

- Notched four tackles and two pass breakups against UNC
- Had 9 tackles against Notre Dame
- Recorded career-high 11 tackles vs NC State, forcing one fumble
- Saw action in seven games as a freshman

CAREER STATISTICS

DEFENSIVE

YEAR	G	UT	AT	TT	TFL-YDS	QBS-YDS	FF/FR	PBU	INT-YDS
2011	7	1	3	4	0.0-0	0.0-0	0/0	0	0-0
2012	5	19	12	31	1.0-2	0.0-0	1/0	2	0-0
Career	12	20	15	35	1.0-2	0.0-0	1/0	2	0-0

CAREER BESTS

DEFENSIVE

Tackles: 11, vs. NC State, 2012
 Solo Tackles: 8, vs. NC State, 2012
 Tackles-for-Loss: 1.0 vs. Bethune-Cookman, 2012



Scan to visit **Gionni Paul's** complete bio at HurricaneSports.com

52 • DENZEL PERRYMAN LB

6-0 • 230 • So. • Coral Gables, Fla.

MIDSEASON ALL-ACC, THIRD TEAM (Phil Steele)

- Game-high 11 tackles (3 for loss) against North Carolina
- Picked up 8 tackles against Notre Dame
- 4 tackles, including one for a loss, against Bethune-Cookman
- Game captain at Kansas state (five tackles)
- Had 7 tackles and returned INT for a TD at Boston College

CAREER STATISTICS

DEFENSIVE

YEAR	G	UT	AT	TT	TFL-YDS	QBS-YDS	FF/FR	PBU	INT-YDS
2011	12	47	22	69	6.5-13	1.0-0	2/0	0	0-0
2012	5	29	6	36	6.0-14	0.0-0	0/0	0	1-41
Career	17	76	28	105	12.5-27	1.0-0	2/0	0	1-41

CAREER BESTS

DEFENSIVE

Tackles: 14, vs. Boston College, 2011
 Solo Tackles: 9, two times (last vs. North Carolina, 2012)
 Tackles-for-Loss: 3.0, three times (last vs. North Carolina, 2012)
 Sacks: 1.0 vs. Georgia Tech, 2011
 Interceptions: 1 at Boston College, 2012



Scan to visit **Denzel Perryman's** complete bio at HurricaneSports.com

91 • OLSEN PIERRE DL

6-4 • 296 • So. • Rahway, N.J.

- Four tackles with one for loss vs. North Carolina
- Had half TFL at Georgia Tech
- Started and recorded a career-high 7 tackles at Kansas State
- Registered 2 tackles and a pass breakup at Boston College
- Saw action in seven games as freshman in 2011

CAREER STATISTICS

DEFENSIVE

YEAR	G	UT	AT	TT	TFL-YDS	QBS-YDS	FF/FR	PBU	INT-YDS
2011	7	3	1	4	0.5-0	0.0-0	0/0	0	0-0
2012	6	12	5	17	3.5-6	0.0-0	0/0	1	0-0
Career	13	15	6	21	4.0-6	0.0-0	1/0	1	0-0

CAREER BESTS

DEFENSIVE

Tackles: 7, at Kansas State, 2012
 Solo Tackles: 5, at Kansas State, 2012
 Tackles-for-Loss: 1.0, three times (last vs. North Carolina, 2012)

PLAYER PROFILES



Scan to visit **Olsen Pierre's** complete bio at HurricaneSports.com

22 • KACY RODGERS II DB

- 6-2 • 212 • Jr. • Southlake, Texas
- Recorded 5 tackles against NC State, Notre Dame and UNC
 - Picked up 6 total tackles at Georgia Tech
 - 2 tackles in home opener vs. Bethune-Cookman
 - Made start at Kansas State with two tackles
 - Started at safety and recorded a team-high 8 tackles at BC

CAREER STATISTICS

DEFENSIVE										
YEAR	G	UT	AT	TT	TFL-YDS	QBS-YDS	FF/FR	PBU	INT	YDS
2010	3	1	2	3	0.0-0	0.0-0	0/0	0	0	0-0
2011	10	2	1	3	1.0-1	0.0-0	0/0	0	0	0-0
2012	7	26	7	33	0.0-0	0.0-0	0/0	0	0	0-0
Career	20	29	10	39	1.0-1	0.0-0	0/0	0	0	0-0

CAREER BESTS

DEFENSIVE
 Tackles: 8, at Boston College, 2012
 Solo Tackles: 7, at Boston College, 2012
 Tackles-for-Loss: 1.0, vs. Duke, 2011



Scan to visit **Kacy Rodgers's** complete bio at HurricaneSports.com

80 • RASHAWN SCOTT WR

- 6-2 • 202 • So. • Melbourne, Fla.
- Picked up 6 receptions for 72 yards vs. North Carolina
 - Notched 4 receptions against Notre Dame
 - Second on team with 326 receiving yards
 - Recorded career highs for receptions (6), receiving yards (180), touchdowns (2) and longest reception (76) in win against NC State

CAREER STATISTICS

RECEIVING						
YEAR	G	REC	YDS	AVG	TD	LG
2011	6	1	2	2.0	0	2
2012	7	27	431	16.0	2	76
Career	13	28	433	15.7	2	76

CAREER BESTS

RECEIVING
 Receptions: 6, two times (last vs. North Carolina, 2012)
 Yards: 180, vs. NC State, 2012
 Longest Reception: 76, vs. NC State, 2012



Scan to visit **Rashawn Scott's** complete bio at HurricaneSports.com

98 • DARIUS SMITH DL

- 6-2 • 313 • RSr. • New Britain, Conn.
- Notched 3 tackles against NC State
 - Started six games at defensive tackle
 - Picked up a sack against Bethune-Cookman
 - Made three tackles at Kansas State

CAREER STATISTICS

DEFENSIVE										
YEAR	G	UT	AT	TT	TFL-YDS	QBS-YDS	FF/FR	PBU	INT	YDS
2011	12	14	7	21	3.0-12	1.0-3	0/0	1	0	0-0
2012	7	6	3	9	1.0-3	1.0-3	0/0	0	0	0-0
Career	19	20	10	30	3.0-12	1.0-3	0/0	1	0	0-0

CAREER BESTS

DEFENSIVE
 Tackles: 4, vs. Georgia Tech, 2011
 Solo Tackles: 3, vs. Georgia Tech, 2011
 Tackles-for-Loss: 1.0, four times (last vs. Bethune-Cookman, 2012)
 Sacks: 1.0, vs. two opponents (last vs. Bethune-Cookman, 2012)



Scan to visit **Darius Smith's** complete bio at HurricaneSports.com

7 • VAUGHN TELEMAQUE DB

- 6-2 • 202 • Sr. • Long Beach, Calif.
- Forced a fumble and recorded 2 tackles vs. NC State
 - Made 5 tackles in start at Kansas State
 - Started the season opener at Boston College, made 5 tackles
 - Started all 12 games at safety in 2011

CAREER STATISTICS

DEFENSIVE										
YEAR	G	UT	AT	TT	TFL-YDS	QBS-YDS	FF/FR	PBU	INT	YDS
2008	3	1	1	2	0.0-0	0.0-0	0/0	0	0	0-0
2009	12	29	19	48	2.0-5	0.0-0	0/1	4	0	0-0
2010	13	32	26	58	1.0-1	0.0-0	1/3	7	3	3-0
2011	12	36	23	59	0.5-1	0.0-0	0/1	2	1	1-0
2012	5	8	6	14	0.0-0	0.0-0	1/0	0	0	0-0
Career	45	106	75	181	3.5-7	0.0-0	2/5	13	4	0-0

CAREER BESTS

DEFENSIVE
 Tackles: 8, at Maryland, 2011
 Solo Tackles: 7, twice (last at Florida State, 2011)
 Tackles-for-Loss: 1.5, vs. Georgia Tech, 2009



Scan to visit **Vaughn Telemaque's** complete bio at HurricaneSports.com

40 • JAKE WIECLAW PK

- 6-2 • 197 • RSr. • New Lenox, Ill.
- Made 2-of-3 field goals and 4 PATs at Georgia Tech
 - Converted 2 field goals and PAT at Kansas State
 - Converted all 5 PATs and 2 field goals at BC
 - Played in all 12 games in 2011 while serving as team's primary placekicker, assuming duty on kickoffs and field goals
 - Named 2011 Lou Groza Award Semifinalist, given annually to nation's top placekicker

CAREER STATISTICS

KICKING										
YEAR	G	FGM	FGA	PCT	LG	XPM	XPA	PCT	YDS	TD
2011	12	11	14	78.6	49	39	39	1.000		
2012	7	8	13	63.6	38	23	23	1.000		
Career	19	19	27	70.3	49	62	62	1.000		

CAREER BESTS

KICKING
 Field Goals Made: 3, at North Carolina, 2011
 Field Goals Attempted: 3, twice (last at USF, 2011)
 Long: 49, vs. Boston College, 2011
 PATs Made: 7, vs. Duke, 2011
 PATs Attempted: 7, vs. Duke, 2011



Scan to visit **Jake Wieclaw's** complete bio at HurricaneSports.com

11 • RYAN WILLIAMS QB

- 6-6 • 223 • RSo. • Pembroke Pines, Fla.
- Threw for 80 yards on 9-of-13 passes off the bench vs. UNC
 - Completed 2-of-2 passes with a touchdown at Kansas State
 - Sat out 2011 season due to NCAA transfer regulations
 - Spent 2010 at Memphis, playing in all 12 games (10 starts) - completed 165-of-290 passes for 2,075 yards and 13 TDs

CAREER STATISTICS

PASSING							
YEAR	G	CMP	ATT	PCT	YDS	TD	INT
2010	12	165	290	56.9	2,075	13	10
2012	4	11	15	73.3	87	1	0
Career	16	176	305	57.7	2,162	14	10

CAREER BESTS

PASSING
 Attempts: 34, vs. UCF, 2010
 Completions: 21, vs. UCF, 2010
 Yards: 293, at East Carolina, 2010
 Touchdowns: 3, at East Carolina, 2010
 Interceptions: 2, three times
 Longest Pass: 81, vs. Southern Miss, 2010



Scan to visit **Ryan Williams's** complete bio at HurricaneSports.com

2012 STATISTICS (OVERALL: 4-3, ACC: 3-1, HOME: 2-1, AWAY: 2-2)

RESULTS

DATE	UM	OPP	OPPONENT	W/L	SCORE	ATT
Sept. 1	—	—	• at Boston College	W	41-32	39,262
Sept. 8	—	21	at Kansas State	L	13-52	48,843
Sept. 15	—	—	• Bethune-Cookman	W	38-10	39,435
Sept. 22	—	RV	• at Georgia Tech	W OT	42-36	50,390
Sept. 29	RV	—	• NC State	W	44-37	38,510
Oct. 6	RV	9	vs. Notre Dame	L	3-41	62,871
Oct. 13	—	—	• North Carolina	L	14-18	58,954
Oct. 20	—	—	• Florida State			
Nov. 1	—	—	• Virginia Tech			
Nov. 10	—	—	• at Virginia			
Nov. 17	—	—	USF			
Nov. 24	—	—	• at Duke			

4-3 (3-1, ACC)

TEAM STATISTICS

	UM	OPP
SCORING	195	226
Points Per Game	27.9	32.3
FIRST DOWNS	150	188
Rushing	46	95
Passing	86	76
Penalty	18	17
RUSHING YARDAGE	985	1776
Yards gained rushing	1090	1906
Yards lost rushing	105	130
Rushing Attempts	219	346
Average Per Rush	4.5	5.1
Average Per Game	140.7	253.7
TDs Rushing	12	21
PASSING YARDAGE	2078	1770
Comp-Att-Int	165-283-6	122-204-6
Average Per Pass	7.3	8.7
Average Per Catch	12.6	14.5
Average Per Game	296.9	252.9
TDs Passing	10	7
TOTAL OFFENSE	3063	3546
Total Plays	502	550
Average Per Play	6.1	6.4
Average Per Game	437.6	506.6
KICK RETURNS: #-Yards	31-757	33-471
PUNT RETURNS: #-Yards	10-54	7-126
INT RETURNS: #-Yards	6-74	6-11
KICK RETURN AVERAGE	24.4	14.3
PUNT RETURN AVERAGE	5.4	18.0
INT RETURN AVERAGE	12.3	1.8
FUMBLES-LOST	7-5	14-7
PENALTIES-Yards	50-394	50-387
Average Per Game	56.3	55.3
PUNTS-Yards	31-1231	26-1064
Average Per Punt	39.7	40.9
Net punt average	34.0	37.9
TIME OF POSSESSION/Game	25:39	34:20
3RD-DOWN Conversions	47/106	42/95
3rd-Down Pct	44%	44%
4TH-DOWN Conversions	4/11	5/10
4th-Down Pct	36%	50%
SACKS BY-Yards	7-39	9-64
MISC YARDS	0	0
TOUCHDOWNS SCORED	24	28
FIELD GOALS-ATTEMPTS	8-13	9-13
ON-SIDE KICKS	0-0	0-0
RED-ZONE SCORES	(20-25) 80%	(31-38) 82%
RED-ZONE TOUCHDOWNS	(13-25) 52%	(24-38) 63%
PAT-ATTEMPTS	(23-23) 100%	(25-26) 96%
ATTENDANCE	136899	201366
Games/Avg Per Game	3/45633	4/50342

SCORE BY QUARTERS	1Q	2Q	3Q	4Q	OT	Total
Miami	69	27	34	59	6	195
Opponents	56	59	55	56	0	226

RUSHING

	G	ATT	GAIN	LOSS	NET	AVG	TD	LG	YPG
Duke Johnson	7	74	447	19	428	5.8	5	56	61.1
Mike James	7	88	417	15	402	4.6	4	25	57.4
Stephen Morris	7	33	140	55	85	2.6	1	19	12.1
Eduardo Clements	7	16	74	4	70	4.4	2	17	10.0
Dalton Botts	7	2	4	1	3	1.5	0	4	0.4
Maurice Hagens	7	1	3	0	3	3.0	0	3	0.4
Phillip Dorsett	7	3	5	3	2	0.7	0	5	0.3
Team	2	1	0	2	-2	-2.0	0	0	-1.0
Ryan Williams	4	1	0	6	-6	-6.0	0	0	-1.5
TOTAL	7	219	1090	105	985	4.5	12	56	140.7
OPPONENTS	7	346	1906	130	1776	5.1	21	55	253.7

PASSING

	G	EFF	C-A-I	PCT	YDS	TD	LG	AVG/G
Stephen Morris	7	126.47	154-268-6	57.5	1991	9	76	284.4
Ryan Williams	4	144.05	11-15-0	73.3	87	1	21	21.8
TOTAL	7	127.40	165-283-6	58.3	2078	10	76	296.9
OPPONENTS	7	138.13	122-204-6	59.8	1770	7	73	252.9

RECEIVING

	G	NO	YDS	AVG	TD	LG	AVG/G
Phillip Dorsett	7	32	503	15.7	3	65	71.9
Rashawn Scott	7	27	431	16.0	2	76	61.6
Davon Johnson	7	18	293	16.3	0	41	41.9
Allen Hurns	6	18	228	12.7	1	40	38.0
Duke Johnson	7	18	182	10.1	1	50	26.0
Mike James	7	16	139	8.7	1	24	19.9
Clive Walford	7	12	135	11.2	1	56	19.3
Malcolm Lewis	4	8	73	9.1	1	18	18.2
Herb Waters	7	4	24	6.0	0	7	3.4
Maurice Hagens	7	3	25	8.3	0	11	3.6
Dyron Dye	7	3	19	6.3	0	9	2.7
Asante Cleveland	6	2	12	6.0	0	7	2.0
Eduardo Clements	7	2	11	5.5	0	6	1.6
Kendal Thompkins	7	2	3	1.5	0	5	0.4
TOTAL	7	165	2078	12.6	10	76	296.9
OPPONENTS	7	122	1770	14.5	7	73	252.9

TOTAL OFFENSE

	G	PLAYS	RUSH	PASS	TOTAL	AVG/G
Stephen Morris	7	301	85	1991	2076	296.6
Duke Johnson	7	74	428	0	428	61.1
Mike James	7	88	402	0	402	57.4
Ryan Williams	4	16	-6	87	81	20.2
Eduardo Clements	7	16	70	0	70	10.0
Dalton Botts	7	2	3	0	3	0.4
Maurice Hagens	7	1	3	0	3	0.4
Phillip Dorsett	7	3	2	0	2	0.3
Team	2	1	-2	0	-2	-1.0
TOTAL	7	502	985	2078	3063	437.6
OPPONENTS	7	550	1776	1770	3546	506.6

SCORING

	TD	FGs	PAT	RUSH	RCV	PASS	DXP	SAF	PTS
Jake Wieclaw	0	8-13	23-23	0-0	0	0-0	0	0	47
Duke Johnson	7	0-0	0-0	0-0	0	0-0	0	0	42
Mike James	5	0-0	0-0	0-0	0	0-0	0	0	30
Phillip Dorsett	3	0-0	0-0	0-0	0	0-0	0	0	18
Eduardo Clements	2	0-0	0-0	0-0	0	0-0	0	0	12
Rashawn Scott	2	0-0	0-0	0-0	0	0-0	0	0	12
Clive Walford	1	0-0	0-0	0-0	0	0-0	0	0	6
Allen Hurns	1	0-0	0-0	0-0	0	0-0	0	0	6
Malcolm Lewis	1	0-0	0-0	0-0	0	0-0	0	0	6
Stephen Morris	1	0-0	0-0	0-0	0	0-0	0	0	6
Denzel Perryman	1	0-0	0-0	0-0	0	0-0	0	0	6
Jelani Hamilton	0	0-0	0-0	0-0	0	0-0	0	1	2
Team	0	0-0	0-0	0-0	0	0-0	0	1	2
TOTAL	24	8-13	23-23	0-0	0	0-0	0	2	195
OPPONENTS	28	9-13	25-26	0-0	2	2-2	0	1	226

PUNT RETURNS

	NO	YDS	AVG	TD	LG
Phillip Dorsett	9	62	6.9	0	13
Malcolm Lewis	1	-8	-8.0	0	0
TOTAL	10	54	5.4	0	13
OPPONENTS	7	126	18.0	0	56

2012 STATISTICS (OVERALL: 4-3, ACC: 3-1, HOME: 2-1, AWAY: 2-2)

KICK RETURNS

	NO	YDS	AVG	TD	LG
Duke Johnson	16	447	27.9	1	95
Phillip Dorsett	9	223	24.8	0	37
Davon Johnson	1	24	24.0	0	24
Dyron Dye	1	-7	-7.0	0	0
Mike James	1	11	11.0	0	11
Maurice Hagens	1	11	11.0	0	11
Malcolm Lewis	1	39	39.0	0	39
Gionni Paul	1	9	9.0	0	9
TOTAL	31	757	24.4	1	95
OPPONENTS	33	471	14.3	0	50

INTERCEPTIONS

	NO	YDS	AVG	TD	LG
Brandon McGee	1	0	0.0	0	0
Thomas Finnie	1	0	0.0	0	0
Denzel Perryman	1	41	41.0	1	41
Eddie Johnson	1	24	24.0	0	24
A.J. Highsmith	1	0	0.0	0	0
Dallas Crawford	1	9	9.0	0	9
TOTAL	6	74	12.3	1	41
OPPONENTS	6	11	1.8	0	11

FUMBLE RETURNS

	NO	YDS	AVG	TD	LG
A.J. Highsmith	1	13	13.0	0	13
Ladarius Gunter	1	28	28.0	0	28
Brandon McGee	1	26	26.0	0	26
Anthony Chickillo	1	7	7.0	0	7
TOTAL	4	74	18.5	0	28
OPPONENTS	1	25	25.0	0	25

ALL-PURPOSE YARDS

	G	RUSH	REC	PR	KR	IR	TOT	AVG/G
Duke Johnson	7	428	182	0	447	0	1057	151.0
Phillip Dorsett	7	2	503	62	223	0	790	112.9
Mike James	7	402	139	0	11	0	552	78.9
Rashawn Scott	7	0	431	0	0	0	431	61.6
Davon Johnson	7	0	293	0	24	0	317	45.3
Allen Hurns	6	0	228	0	0	0	228	38.0
Clive Walford	7	0	135	0	0	0	135	19.3
Malcolm Lewis	4	0	73	-8	39	0	104	26.0
Stephen Morris	7	85	0	0	0	0	85	12.1
Eduardo Clements	7	70	11	0	0	0	81	11.6
Denzel Perryman	5	0	0	0	0	41	41	8.2
Maurice Hagens	7	3	25	0	11	0	39	5.6
Herb Waters	7	0	24	0	0	0	24	3.4
Eddie Johnson	7	0	0	0	0	24	24	3.4
Dyron Dye	7	0	19	0	-7	0	12	1.7
Asante Cleveland	6	0	12	0	0	0	12	2.0
Gionni Paul	5	0	0	0	9	0	9	1.8
Dallas Crawford	7	0	0	0	0	9	9	1.3
Dalton Botts	7	3	0	0	0	0	3	0.4
Kendal Thompkins	7	0	3	0	0	0	3	0.4
Team	2	-2	0	0	0	0	-2	-1.0
Ryan Williams	4	-6	0	0	0	0	-6	-1.5
TOTAL	7	985	2078	54	757	74	3948	564.0
OPPONENTS	7	1776	1770	126	471	11	4154	593.4

PUNTING

	NO	YDS	AVG	LG	TB	FC	I20	50+	BLK
Dalton Botts	30	1194	39.8	51	2	10	13	2	0
Matt Goudis	1	37	37.0	37	0	0	0	0	0
TOTAL	31	1231	39.7	51	2	10	13	2	0
OPPONENTS	26	1064	40.9	54	1	6	11	4	0

FIELD GOALS

	FG	PCT	0-19	20-29	30-39	40-49	50-99	LG	BLK
Jake Wieclaw	8-13	61.5	0-1	6-7	2-2	0-3	0-0	38	0

FIELD GOAL SEQUENCE

	MIAMI	OPPONENTS
at Boston College	(22),(24)	(26),(37),(30)
at Kansas State	(32),(27)	(21),38
Bethune-Cookman	(20)	(31)
at Georgia Tech	(38),(23),22	-
NC State	19,41,43	(50)
vs. Notre Dame	(28),47	(22),(32),34
North Carolina	-	33,(48),43
Florida State		
Virginia Tech		
at Virginia		
USF		
at Duke		

KICKOFFS

	NO	YDS	AVG	LG	OB	RET	NET	YDLN
Jake Wieclaw	37	2098	56.7	3	2			
Matt Goudis	1	52	52.0	0	0			
TOTAL	38	2150	56.6	3	2	471	42.2	22
OPPONENTS	46	2773	60.3	14	1	757	36.2	28

2012 STATISTICS (OVERALL: 4-3, ACC: 3-1, HOME: 2-1, AWAY: 2-2)

DEFENSIVE STATISTICS

	GP	UA	AT	TT	TFL-YDS	SACK-YDS	INT-YDS	PBU	QBH	FR-YDS	FF	BLK	SAF
Shayon Green	7	25	17	42	1.5-20	.	.	1	1	1-0	.	.	.
Eddie Johnson	7	27	12	39	5.5-17	1.0-8	1-24	1	1	.	3	.	.
Denzel Perryman	5	29	6	35	6.0-14	.	1-41	.	1
Brandon McGee	7	27	6	33	3.0-10	.	1-0	3	.	1-26	.	.	.
Kacy Rodgers II	7	26	7	33
Gianni Paul	5	19	12	31	1.0-2	.	.	2	.	.	1	.	.
Anthony Chickillo	7	18	8	26	4.0-12	2.0-6	.	1	1	2-7	.	.	.
Tyrone Cornileus	7	14	10	24	.	.	.	1
Deon Bush	7	22	2	24	1.0-2	.	.	2	.	.	3	.	.
James Gaines	6	12	8	20	1.0-7	.	.	1
A.J. Highsmith	7	13	6	19	.	.	1-0	.	.	1-13	.	.	.
Thurston Armbrister	7	13	5	18	1.0-1
Olsen Pierre	6	12	5	17	3.5-6	.	.	1	.	.	1	.	.
Ladarius Gunter	7	13	3	16	1.0-1	.	.	1	.	2-28	.	.	.
Vaughn Telemaque	5	8	6	14	1	.	.
Thomas Finnie	7	12	.	12	.	.	1-0	2
Kelvin Cain	7	7	4	11	1.0-7	1.0-7	.	.	1
Tyriq McCord	7	7	3	10	2.0-15	2.0-15	.	1
Ramon Buchanan	2	6	4	10	0.5-2
Darius Smith	7	6	3	9	1.0-3	1.0-3
Raphael Kirby	2	3	6	9
Nantambu Fentress	7	7	2	9
Luther Robinson	6	3	5	8
Corey King	5	3	3	6
Jelani Hamilton	4	2	4	6	1.0-2	1
Tracy Howard	7	3	2	5
Jalen Grimble	5	4	1	5
Rayshawn Jenkins	5	2	2	4
Antonio Crawford	7	4	.	4
Eduardo Clements	7	4	.	4
Earl Moore	7	2	2	4
Andrew Swasey	6	3	.	3
Dequan Ivery	2	.	3	3
Dallas Crawford	7	1	1	2	.	.	1-9
Clive Walford	7	2	.	2
Brandon Yosha	4	.	1	1
Malcolm Lewis	4	1	.	1
Dalton Botts	7	1	.	1
Akil Craig	1	.	1	1
Rashawn Scott	7	1	.	1
Kendal Thompkins	7	1	.	1
Davon Johnson	7	1	.	1
Maurice Hagens	7	.	1	1
Team	2	1
TOTAL	7	364	161	525	34-121	7-39	6-74	17	5	7-74	9	.	2
OPPONENTS	7	313	132	445	32.0-108	9-64	6-11	29	14	5-25	5	.	1

2012 STATISTICS (OVERALL: 4-3, ACC: 3-1, HOME: 2-1, AWAY: 2-2)

GAME-BY-GAME TEAM STATISTICS

GAME	FINAL					1ST DOWNS	RUSHING	PASSING	TOT OFF	PUNTS	PENALTY	3RD	4TH	RED	SACKS	FIELD	POSSESSION TIME									
	SCORE	1	2	3	4 OT												R-P-PE	TOT	NO-YDS-TD	C-A-I	YDS	TD	ATT-YDS	NO-AVG	F-FL	NO-YDS
Miami	41	14	7	10	10	9-11-2	22	34-208-3	28-45-1	207	1	79-415	5-40.6	2-0	9-78	11-22	1-2	4-4	0-0	2-2	6:54	4:15	7:18	7:54	26:21	
at Boston College	32	14	6	3	9	7-18-4	29	34-96-1	32-51-1	441	2	85-537	3-38.7	4-2	3-30	6-14	0-1	6-7	1-8	3-3	8:06	10:45	7:42	7:06	33:39	
Miami	13	3	3	0	7	2-11-2	15	29-55-0	21-28-0	222	1	57-277	4-40.0	3-3	4-30	5-12	0-1	3-4	1-1	2-2	5:41	4:58	8:18	3:47	22:44	
at Kansas State	52	14	10	7	21	19-7-1	27	60-288-6	9-11-1	210	1	71-498	1-52.0	2-0	2-12	8-11	0-0	7-8	5-31	1-2	9:19	10:02	6:42	11:13	37:16	
Miami	38	7	10	7	14	11-8-1	20	29-215-3	20-35-1	211	1	64-426	4-43.8	1-1	9-70	4-11	0-1	3-3	3-18	1-1	7:14	7:36	4:27	3:46	23:03	
Bethune-Cookman	10	7	0	0	3	13-6-1	20	53-233-1	10-26-1	122	0	79-355	8-38.5	1-1	7-45	7-19	1-3	2-2	0-0	1-1	7:46	7:24	10:33	11:14	36:57	
Miami	42	19	9	3	14	6	8-19-3	30	32-173-3	31-52-1	436	2	84-609	3-40.0	1-1	8-66	11-16	0-0	4-5	1-5	2-3	9:37	4:02	10:02	5:56	29:37
at Georgia Tech	36	0	22	14	0	0	12-3-3	18	58-287-5	3-8-0	132	0	66-419	5-44.0	0-0	5-35	6-13	0-2	4-5	0-0	5:23	10:52	4:48	9:04	30:17	
Miami	44	23	0	7	14	4-17-5	26	32-85-1	26-49-1	566	5	81-651	8-40.6	0-0	4-20	6-18	1-1	3-5	2-15	0-3	9:10	7:02	5:04	5:22	26:38	
NC State	37	7	7	7	16	13-15-2	30	46-224-1	24-42-2	440	4	88-664	4-40.8	5-4	14-100	4-12	2-2	4-5	1-17	1-1	5:50	7:58	9:56	9:38	33:22	
Miami	3	3	0	0	0	3-10-0	13	18-84-0	18-35-0	201	0	53-285	5-42.2	0-0	9-76	4-12	0-1	1-2	0-0	1-2	5:34	5:27	3:36	6:15	20:52	
vs. Notre Dame	41	7	6	21	7	18-12-4	34	51-376-4	19-26-0	211	0	77-587	1-32.0	2-0	4-25	5-11	1-1	6-7	0-0	2-3	9:26	9:33	11:24	8:45	39:08	
Miami	14	0	7	7	0	9-12-5	26	45-180-2	21-39-2	235	0	84-415	3-33.0	0-0	7-54	6-15	2-5	2-2	0-0	0-0	9:24	6:05	7:40	7:09	30:18	
North Carolina	18	7	8	3	0	13-15-2	30	44-272-2	25-40-1	214	0	84-486	4-43.2	0-0	15-140	6-15	1-1	2-4	2-8	1-3	5:36	8:55	7:20	7:51	29:42	
Miami																										
Florida State																										
Miami																										
Virginia Tech																										
Miami																										
at Virginia																										
Miami																										
USF																										
Miami																										
at Duke																										

GAME-BY-GAME OFFENSIVE STARTERS

	WR	LT	LG	C	RG	RT	TE	WR	QB	FB	HB
at Boston College	Hurns	Bunche	Feliciano	McDermott	Linder	Flowers	Dye	Dorsett	Morris	James	D. Johnson
at Kansas State	Hurns	Bunche	Feliciano	McDermott	Linder	Flowers	Dye	Dorsett	Morris	Walford (TE)	James
Bethune-Cookman	Lewis	Bunche	Feliciano	McDermott	Linder	Flowers	Dye	Dorsett	Morris	D. Johnson (RB)	James
at Georgia Tech	Dorsett	Bunche	Feliciano	McDermott	Linder	Flowers	Dye	Walford (TE)	Morris	Hagens	James
NC State	Hurns	Bunche	Feliciano	McDermott	Linder	Jones	Da. Johnson (WR)	Dorsett	Morris	D. Johnson (RB)	James
vs. Notre Dame	Hurns	Bunche	Feliciano	McDermott	Linder	Henderson	Dye	Dorsett	Morris	Hagens	James
North Carolina	Hurns	Bunche	Feliciano	McDermott	Linder	Henderson	Dye	Da. Johnson	Morris	Hagens	James
Florida State											
Virginia Tech											
at Virginia											
USF											
at Duke											

GAME-BY-GAME DEFENSIVE STARTERS

	DE	DT	DT	DE	OLB	MLB	OLB	CB	S	S	CB
at Boston College	Chickillo	D. Smith	Pierre	Green	Armbrister	Perryman	Buchanan	McGee	Rodgers II	Telemaque	Finnie
at Kansas State	Chickillo	D. Smith	Pierre	Green	E. Johnson	Perryman	Buchanan	McGee	Rodgers II	Telemaque	Finnie
Bethune-Cookman	Chickillo	D. Smith	Pierre	Green	E. Johnson	Perryman	Cornileus	McGee	Bush	Highsmith	Finnie
at Georgia Tech	Chickillo	D. Smith	Pierre	Green	E. Johnson	Gaines	Cornileus	McGee	Bush	Highsmith	Finnie
NC State	Chickillo	D. Smith	Pierre	Green	E. Johnson	Paul	Cornileus	McGee	Rodgers II	Highsmith	Finnie
vs. Notre Dame	Chickillo	D. Smith	King	Green	E. Johnson	Perryman	Paul	McGee	Bush	Highsmith	Finnie
North Carolina	Chickillo	Pierre	Moore	Green	E. Johnson	Perryman	Paul	McGee	Bush	Highsmith	Gunter
Florida State											
Virginia Tech											
at Virginia											
USF											
at Duke											

2012 STATISTICS (OVERALL: 4-3, ACC: 3-1, HOME: 2-1, AWAY: 2-2)

GAME-BY-GAME PASSING

STEPHEN MORRIS	COMP	ATT	INT	PCT	YDS	TD	LG	SACKS	EFF	RYAN WILLIAMS	COMP	ATT	INT	PCT	YDS	TD	LG	SACKS	EFF
at Boston College	28	45	1	62.2	207	1	21	1	103.75	at Boston College	DNP								
at Kansas State	19	26	0	73.1	215	0	56	5	142.54	at Kansas State	2	2	0	100.0	7	1	5	0	294.40
Bethune-Cookman	20	35	1	57.1	211	1	50	0	111.5	Bethune-Cookman	0	0	0	0.0	0	0	0	0	0.00
at Georgia Tech	31	52	1	59.6	436	2	65	0	138.9	at Georgia Tech	0	0	0	0.0	0	0	0	0	0.00
NC State	26	49	1	53.1	566	5	76	1	179.7	NC State	DNP								
vs. Notre Dame	18	35	0	51.4	201	0	28	0	99.67	vs. Notre Dame	DNP								
North Carolina	12	26	2	46.2	155	0	23	0	80.8	North Carolina	9	13	0	69.2	80	0	21	1	120.9
Florida State										Florida State									
Virginia Tech										Virginia Tech									
at Virginia										at Virginia									
USF										USF									
at Duke										at Duke									

GAME-BY-GAME RUSHING (No.-Yards-TDs)

	NO-YDS-TD	at BC	at KSU	B-CU	at GT	NCSU	vs. ND	UNC	FSU	VT	at UVA	USF	at Duke
Duke Johnson	74-428-5	7-135-2	6-19-0	14-94-2	13-72-0	12-39-1	8-22-0	14-47-0					
Mike James	88-402-4	14-54-0	9-27-0	9-77-0	15-89-3	13-31-0	6-28-0	22-96-1					
Stephen Morris	33-85-1	8-18-0	9-6-0	1-7-0	2-10-0	4-2-0	2-14-0	7-40-1					
Eduardo Clements	16-70-2	3-4-1	4-1-0	5-37-1	1-4-0	1-4-0	2-20-0	-					
Maurice Hagens	1-3-0	-	-	-	-	-	-	1-3-0					
Phillip Dorsett	3-2-0	1-2-0	1--1-0	-	-	1-5-0	-	-					
Ryan Williams	1-6-0	-	-	-	-	-	-	1-6-0					

GAME-BY-GAME RECEIVING (No.-Yards-TDs)

	NO-YDS-TD	at BC	at KSU	B-CU	at GT	NCSU	vs. ND	UNC	FSU	VT	at UVA	USF	at Duke
Phillip Dorsett	32-503-3	3-9-0	3-31-0	6-49-0	9-184-1	7-191-2	1-6-0	3-33-0					
Rashawn Scott	27-431-2	2-23-0	4-39-0	2-36-0	3-48-0	6-180-2	4-33-0	6-72-0					
Davon Johnson	18-293-0	1-7-0	2-19-0	1-20-0	7-107-0	1-41-0	4-68-0	2-31-0					
Allen Hurns	18-228-1	8-81-0	2-32-0	DNP	2-10-0	2-54-1	1-7-0	3-44-0					
Duke Johnson	18-182-1	3-10-0	2-18-0	3-57-1	4-38-0	3-24-0	3-35-0	-					
Mike James	16-139-1	2-7-0	1-4-0	1-14-0	3-24-1	3-53-0	2-8-0	4-29-0					
Clive Walford	12-135-1	2-10-0	3-61-1	2-8-0	2-13-0	1-4-0	1-28-0	1-11-0					
Malcolm Lewis	8-73-1	4-42-1	1-10-0	2-9-0	1-12-0	DNP	DNP	DNP					
Maurice Hagens	3-25-0	-	-	1-8-0	-	-	1-11-0	1-6-0					
Herb Waters	4-24-0	-	1-5-0	-	-	2-14-0	1-5-0	-					
Dyron Dye	3-19-0	-	-	2-10-0	-	-	-	1-9-0					
Asante Cleveland	2-12-0	2-12-0	-	-	-	-	-	-					
Eduardo Clements	2-11-0	1-6-0	-	-	-	1-5-0	-	-					
Kendal Thompkins	2-3-0	-	2-3-0	-	-	-	-	-					

GAME-BY-GAME PUNTING

DALTON BOTTS	NO	YDS	AVG	LG	I20	TB	50+	60+
at Boston College	5	203	40.6	48	2	1	0	0
at Kansas State	4	160	40.0	48	0	0	0	0
Bethune-Cookman	4	175	43.8	51	3	0	1	0
at Georgia Tech	2	83	41.5	42	1	0	0	0
NC State	7	263	37.6	49	3	0	0	0
vs. Notre Dame	5	211	42.2	50	3	1	1	0
North Carolina	3	99	33.0	38	1	0	0	0
Florida State								
Virginia Tech								
at Virginia								
USF								
at Duke								

GAME-BY-GAME KICKING

JAKE WIECLAW	PAT	ATT	PCT	FG	FGA	PCT	LG	PTS
at Boston College	5	5	1.000	2	2	1.000	24	11
at Kansas State	1	1	1.000	2	2	1.000	32	7
Bethune-Cookman	5	5	1.000	1	1	1.000	20	8
at Georgia Tech	4	4	1.000	2	3	.667	38	10
NC State	6	6	1.000	0	0	.000	-	6
vs. Notre Dame	-	-	-	1	2	.500	28	3
North Carolina	2	2	1.000	0	0	.000	-	2
Florida State								
Virginia Tech								
at Virginia								
USF								
at Duke								

2012 STATISTICS (OVERALL: 4-3, ACC: 3-1, HOME: 2-1, AWAY: 2-2)

GAME-BY-GAME TACKLES (UT-AT-TT)

	UT-AT-TT	at BC	at KSU	B-CU	at GT	NCSU	vs. ND	UNC	FSU	VT	at UVA	USF	at Duke
Shayon Green	25-17-42	4-3-7	5-3-8	5-3-8	3-2-5	4-3-7	1-3-4	3-0-3					
Eddie Johnson	27-12-39	4-1-5	3-4-7	2-1-3	6-3-9	6-1-7	4-0-4	2-2-4					
Denzel Perryman	29-6-35	5-2-7	5-0-5	3-1-4	DNP	DNP	7-1-8	9-2-11					
Brandon McGee	27-6-33	3-2-5	2-0-2	3-2-5	5-1-6	2-0-2	8-1-9	4-0-4					
Kacy Rodgers II	26-7-33	7-1-2	2-0-2	2-0-2	5-1-6	4-1-5	1-4-5	5-0-5					
Gionni Paul	19-12-31	DNP	DNP	2-2-4	3-0-3	8-3-11	4-5-9	2-2-4					
Anthony Chickillo	18-8-26	1-1-2	2-0-2	4-1-5	7-0-7	3-2-5	0-3-3	1-1-2					
Tyrone Cornileus	14-10-24	-	4-3-7	2-1-3	4-2-6	2-3-5	2-1-3	-					
Deon Bush	22-2-24	4-0-4	6-0-6	3-0-3	3-0-3	2-0-2	3-1-4	1-1-2					
Jimmy Gaines	12-8-20	1-2-3	1-2-3	1-0-1	5-2-7	1-1-2	DNP	3-1-4					
AJ Highsmith	13-6-19	-	1-1-2	1-0-1	2-0-2	5-3-8	1-2-3	3-0-3					
Thurston Armbrister	13-5-18	2-1-3	2-0-2	1-1-2	3-0-3	1-0-1	1-3-4	3-0-3					
Olsen Pierre	13-5-18	2-0-2	5-2-7	0-1-1	2-1-3	1-0-1	DNP	3-1-4					
Ladarius Gunter	13-3-16	1-0-1	-	-	1-0-1	2-2-4	1-1-2	8-0-8					
Vaughn Telemaque	8-6-14	2-3-5	3-2-5	DNP	DNP	1-1-2	-	2-0-2					
Thomas Finnie	12-0-12	4-0-4	2-0-2	2-0-2	-	1-0-1	2-0-2	1-0-1					
Kelvin Cain	7-4-11	1-2-3	1-0-1	1-2-3	1-0-1	3-0-3	-	-					
Ramon Buchanan	6-4-10	4-2-6	2-2-4	DNP	DNP	DNP	DNP	DNP					
Tyriq McCord	7-3-10	1-1-2	-	4-1-5	-	1-0-1	0-1-1	1-0-1					
Darius Smith	6-3-9	1-0-1	1-1-2	2-0-2	-	1-2-3	-	1-0-1					
Nantambu Fentress	7-2-9	-	-	2-0-2	-	4-1-5	-	1-1-2					
Raphael Kirby	3-6-9	DNP	DNP	DNP	DNP	DNP	1-4-5	2-2-4					
Luther Robinson	3-5-8	0-2-2	DNP	0-1-1	1-1-2	-	1-1-2	1-0-1					
Jelani Hamilton	2-4-6	-	DNP	2-1-3	DNP	-	0-3-3	-					
Corey King	3-3-6	DNP	DNP	2-0-2	1-0-1	-	0-3-3	-					
Jalen Grimble	4-1-5	1-0-1	2-0-2	1-1-2	-	-	DNP	-					
Tracy Howard	3-2-5	0-1-1	1-0-1	0-1-1	-	-	1-0-1	1-0-1					
Earl Moore	2-2-4	-	0-1-1	1-0-1	-	-	0-1-1	1-0-1					
Dequan Ivery	0-3-3	DNP	DNP	DNP	DNP	DNP	0-2-2	0-1-1					
Andrew Swasey	3-0-3	1-0-1	2-0-2	-	DNP	-	-	-					
Antonio Crawford	4-0-4	-	-	1-0-1	1-0-1	2-0-2	-	-					
Rayshawn Jenkins	2-2-4	-	0-1-1	1-1-2	1-0-1	-	DNP	-					
Eduardo Clements	4-0-4	1-0-1	-	1-0-1	1-0-1	1-0-1	-	-					
Clive Walford	2-0-2	1-0-1	1-0-1	-	-	-	-	-					
Dallas Crawford	1-1-2	-	-	-	1-0-1	-	-	0-1-1					
Rashawn Scott	1-0-1	-	-	-	1-0-1	-	-	-					
Dalton Botts	1-0-1	-	-	-	1-0-1	-	-	-					
Malcolm Lewis	1-0-1	-	-	1-0-1	-	DNP	DNP	DNP					
Akil Craig	0-1-1	DNP	DNP	0-1-1	DNP	DNP	DNP	DNP					
Davon Johnson	1-0-1	-	-	1-0-1	-	-	-	-					
Kendal Thompkins	1-0-1	-	-	-	-	1-0-1	-	-					
Maurice Hagens	0-1-1	-	-	-	0-1-1	-	-	-					
Brandon Yosha	0-1-1	DNP	-	-	-	0-1-1	DNP	-					

GAME-BY-GAME TACKLES FOR LOSS (TFL-YDS)

	TFL-YDS	at BC	at KSU	B-CU	at GT	NCSU	vs. ND	UNC	FSU	VT	at UVA	USF	at Duke
Denzel Perryman	6-0-14	1-0-2	1-0-1	1-0-1	DNP	DNP	-	3-0-10					
Eddie Johnson	5-5-17	1-0-1	1-0-2	-	0-5-1	1-0-8	-	2-0-5					
Anthony Chickillo	4-0-12	-	1-0-1	-	3-0-11	-	-	-					
Olsen Pierre	3-5-6	1-0-1	1-0-3	-	0-5-0	-	DNP	1-0-2					
Brandon McGee	2-0-6	-	-	1-0-1	1-0-5	-	1-0-4	-					
Tyriq McCord	2-0-15	-	-	2-0-15	-	-	-	-					
Shayon Green	1.5-20	0.5-1	1.0-19	-	-	-	-	-					
Ladarius Gunter	1-0-1	-	-	-	1-0-1	-	-	-					
Jimmy Gaines	1-0-7	-	-	-	1-0-7	-	DNP	-					
Gionni Paul	1-0-2	DNP	DNP	1-0-2	-	-	-	-					
Kelvin Cain	1-0-7	-	-	-	-	1-0-7	-	-					
Darius Smith	1-0-3	-	-	1-0-3	-	-	-	-					
Jelani Hamilton	1-0-2	-	DNP	1-0-2	DNP	-	-	-					
Deon Bush	1-0-2	-	-	-	1-0-2	-	-	-					
Thurston Armbrister	1-0-1	-	-	-	-	-	-	1-0-1					
Ramon Buchanan	0-5-2	0-5-2	-	DNP	DNP	DNP	DNP	DNP					

GAME-BY-GAME SACKS (SACKS-YDS)

	SACKS-YDS	at BC	at KSU	B-CU	at GT	NCSU	vs. ND	UNC	FSU	VT	at UVA	USF	at Duke
Tyriq McCord	2-0-15	-	-	2-0-15	-	-	-	-					
Anthony Chickillo	2-0-6	-	1-0-1	-	1-0-5	-	-	-					
Darius Smith	1-0-3	-	-	1-0-3	-	-	-	-					
Eddie Johnson	1-0-8	-	-	-	-	1-0-8	-	-					
Kelvin Cain	1-0-7	-	-	-	-	1-0-7	-	-					

2012 STATISTICS (OVERALL: 4-3, ACC: 3-1, HOME: 2-1, AWAY: 2-2)

SCORING DRIVES

OPPONENT	PLAYS	YDS	DRIVE		DRIVE	PLAY
			TIME	CLOCK		
at Boston College	13	83	3:42	1st/0:53	UM17	Clements 1 run
at Boston College				1st/0:00		Perryman 41 interception return
at Boston College	4	77	1:51	2nd/7:02	UM23	D. Johnson 54 run
at Boston College	15	62	4:46	3rd/5:06	UM38	Wieclaw 22 FG
at Boston College	4	79	1:17	3rd/1:18	UM21	D. Johnson 56 run
at Boston College	4	0	0:46	4th/13:35	BC6	Wieclaw 24 FG
at Boston College	8	47	2:23	4th/9:49	UM47	Lewis 18 pass from Morris
at Kansas State	7	60	2:41	1st/0:11	UM25	Wieclaw 32 FG
at Kansas State	7	70	1:42	2nd/0:00	UM20	Wieclaw 27 FG
at Kansas State	4	17	1:39	4th/3:55	KS17	Walford 2 pass from Williams
Bethune-Cookman				1st/2:25		D. Johnson 95 kickoff return
Bethune-Cookman	9	50	2:31	2nd/5:48	50	D. Johnson 1 run
Bethune-Cookman	9	64	2:41	2nd/0:35	UM36	Wieclaw 20 FG
Bethune-Cookman	6	78	2:09	3rd/4:26	UM22	D. Johnson 50 pass from Morris
Bethune-Cookman	4	55	1:24	4th/8:25	UM45	D. Johnson 28 run
Bethune-Cookman	4	21	2:22	4th/3:56	BC21	Clements 10 run
at Georgia Tech	3	75	0:57	1st/14:03	UM25	Dorsett 65 pass from Morris
at Georgia Tech	8	66	2:39	1st/4:11	UM34	Wieclaw 38 FG
at Georgia Tech				1st/4:11		Team Safety
at Georgia Tech	10	48	4:03	1st/0:00	GT48	James 1 run
at Georgia Tech	17	74	5:33	3rd/4:25	UM20	Wieclaw 23 FG
at Georgia Tech	10	82	3:07	4th/13:41	UM18	James 15 run
at Georgia Tech	8	91	1:33	4th/0:27	UM9	James 10 pass from Morris
at Georgia Tech	2	25		OT	GT25	James 25 run
NC State	3	75	0:49	1st/8:40	UM25	Hurns 14 pass from Morris
NC State				1st/8:28		Hamilton Safety
NC State	5	74	1:36	1st/6:52	UM26	Dorsett 24 pass from Morris
NC State	3	84	1:12	1st/4:18	UM16	Scott 76 pass from Morris
NC State	10	90	3:24	3rd/0:54	UM10	Du. Johnson 4 run
NC State	7	76	2:23	4th/8:00	UM24	Scott 13 pass from Morris
NC State	3	61	0:29	4th/0:19	UM39	Dorsett 62 pass from Morris
vs. Notre Dame	9	50	3:56	1st/5:32	UM39	Wieclaw 28 FG
North Carolina	12	80	5:21	2nd/5:32	UM20	James 1 run
North Carolina	12	94	3:56	3rd/5:06	UM6	Morris 5 run
AVERAGE DRIVE	7.3	63.6	2:25			

LONG PLAYS (25-plus yards from scrimmage)

YDS	PLAY	OPPONENT (QTR)
76	Rashawn Scott pass from Stephen Morris (TD)	NC State (1st)
65	Phillip Dorsett pass from Stephen Morris (TD)	at Georgia Tech (1st)
62	Phillip Dorsett pass from Stephen Morris (TD)	NC State (4th)
56	Duke Johnson run (TD)	at Boston College (3rd)
56	Clive Walford pass from Stephen Morris	at Kansas State (1st)
54	Duke Johnson run (TD)	at Boston College (2nd)
52	Rashawn Scott pass from Stephen Morris	NC State (1st)
50	Duke Johnson pass from Stephen Morris (TD)	Bethune-Cookman (3rd)
46	Phillip Dorsett pass from Stephen Morris	NC State (4th)
41	Denzel Perryman interception return (TD)	at Boston College (1st)
41	Phillip Dorsett pass from Stephen Morris	at Georgia Tech (2nd)
41	Davon Johnson pass from Stephen Morris	NC State (4th)
40	Allen Hurns pass from Stephen Morris	NC State (1st)
40	Phillip Dorsett pass from Stephen Morris	NC State (3rd)
32	Duke Johnson run	at Georgia Tech (4th)
28	Ladarius Gunter fumble return	at Boston College (4th)
28	Duke Johnson run (TD)	Bethune-Cookman (4th)
28	Clive Walford pass from Stephen Morris	vs. Notre Dame (1st)
26	Brandon McGee fumble return	NC State (2nd)
26	Duke Johnson pass from Stephen Morris	vs. Notre Dame (2nd)
25	Rashawn Scott pass from Stephen Morris	at Kansas State (2nd)
25	Rashawn Scott pass from Stephen Morris	at Georgia Tech (4th)
25	Mike James run (TD)	at Georgia Tech (OT)

DRIVES SUPERLATIVES

MOST PLAYS:	17 at Georgia Tech	FEWEST PLAYS:	2 at Georgia Tech
MOST YARDS:	94 vs. North Carolina	FEWEST YARDS:	0 at Boston College
LONGEST TIME:	5:33 at Georgia Tech	SHORTEST TIME:	0:29 vs. NC State

RED ZONE

	SCORE	TIMES IN		POINTS	TDS	RUSH TDS	PASS TDS	-----FAILED TO SCORE INSIDE 20-----						
		RED ZONE	SCORES					FGS	FGA	DOWNS	INT	FUM	HALF	GAME
at Boston College	41-32	4	4	20	2	1	1	2	0	0	0	0	0	0
at Kansas State	13-52	4	3	13	1	0	1	2	0	1	0	0	0	0
Bethune-Cookman	38-10	3	3	17	2	2	0	1	0	0	0	0	0	0
at Georgia Tech	42-36	5	4	24	3	2	1	1	1	0	0	0	0	0
NC State	44-37	5	3	21	3	1	2	0	1	0	1	0	0	0
vs. Notre Dame	3-41	2	1	3	0	0	0	1	0	1	0	0	0	0
North Carolina	14-18	2	2	14	2	2	0	0	0	0	0	0	0	0
TOTALS		25	20	112	13	8	5	7	2	2	1	0	0	0
OPPONENTS		38	31	191	24	19	5	7	3	1	1	1	1	0

SEASON PCT. (OVERALL): 20 of 25 (80.0%)

SEASON PCT. (TDS): 13 of 25 (52.0%)

SEASON PCT. (FGS): 7 of 25 (28.0%)

SEASON PCT. (NO SCORE): 5 of 25 (20.0%)

2012 STATISTICS (OVERALL: 4-3, ACC: 3-1, HOME: 2-1, AWAY: 2-2)

MIAMI INDIVIDUAL GAME HIGHS

Rushes	22	Mike James vs North Carolina (Oct 13, 2012)
Yards Rushing	135	Duke Johnson at Boston College (Sep 1, 2012)
TD Rushes	3	Mike James at Georgia Tech (Sep 22, 2012)
Long Rush	56	Duke Johnson at Boston College (Sep 1, 2012)
Pass attempts	52	Stephen Morris at Georgia Tech (Sep 22, 2012)
Pass completions	31	Stephen Morris at Georgia Tech (Sep 22, 2012)
Yards Passing	566	Stephen Morris vs NC State (Sep 29, 2012)
TD Passes	5	Stephen Morris vs NC State (Sep 29, 2012)
Long Pass	76	Stephen Morris vs NC State (Sep 29, 2012)
Receptions	9	Phillip Dorsett at Georgia Tech (Sep 22, 2012)
Yards Receiving	191	Phillip Dorsett vs NC State (Sep 29, 2012)
TD Receptions	2	Phillip Dorsett vs NC State (Sep 29, 2012) Rashawn Scott vs NC State (Sep 29, 2012)
Long Reception	76	Rashawn Scott vs NC State (Sep 29, 2012)
Field Goals	2	Jake Wieclaw at Boston College (Sep 1, 2012) Jake Wieclaw at Kansas State (Sep 8, 2012) Jake Wieclaw at Georgia Tech (Sep 22, 2012)
Long Field Goal	38	Jake Wieclaw at Georgia Tech (Sep 22, 2012)
Punts	7	Dalton Botts vs NC State (Sep 29, 2012)
Punting Avg	43.8	Dalton Botts vs Bethune-Cookman (Sep 15, 2012)
Long Punt	62	Dalton Botts vs NC State (Sep 29, 2012)
Long Punt Return	13	Phillip Dorsett at Georgia Tech (Sep 22, 2012)
Long Kickoff Return	95	Duke Johnson vs Bethune-Cookman (Sep 15, 2012)
Tackles	11	Gianni Paul vs NC State (Sep 29, 2012) Denzel Perryman vs North Carolina (Oct 13, 2012)
Sacks	2.0	Tyriq McCord vs Bethune-Cookman (Sep 15, 2012)
Tackles For Loss	3.0	Anthony Chickillo at Georgia Tech (Sep 22, 2012) Denzel Perryman vs North Carolina (Oct 13, 2012)
Interceptions	1	6 Players

MIAMI TEAM GAME HIGHS

Rushes	45	vs North Carolina (Oct 13, 2012)
Yards Rushing	215	vs Bethune-Cookman (Sep 15, 2012)
Yards Per Rush	7.4	vs Bethune-Cookman (Sep 15, 2012)
TD Rushes	3	at Boston College (Sep 1, 2012) vs Bethune-Cookman (Sep 15, 2012) at Georgia Tech (Sep 22, 2012)
Pass attempts	52	at Georgia Tech (Sep 22, 2012)
Pass completions	31	at Georgia Tech (Sep 22, 2012)
Yards Passing	566	vs NC State (Sep 29, 2012)
Yards Per Pass	11.6	vs NC State (Sep 29, 2012)
TD Passes	5	vs NC State (Sep 29, 2012)
Total Plays	84	at Georgia Tech (Sep 22, 2012) 84 vs North Carolina (Oct 13, 2012)
Total Offense	651	vs NC State (Sep 29, 2012)
Yards Per Play	8.0	vs NC State (Sep 29, 2012)
Points	44	vs NC State (Sep 29, 2012)
Sacks By	3	vs Bethune-Cookman (Sep 15, 2012)
First Downs	30	at Georgia Tech (Sep 22, 2012)
Penalties	9	at Boston College (Sep 1, 2012) vs Bethune-Cookman (Sep 15, 2012) at Notre Dame (Oct 6, 2012)
Penalty Yards	78	at Boston College (Sep 1, 2012)
Turnovers	3	at Kansas State (Sep 8, 2012)
Interceptions By	2	vs NC State (Sep 29, 2012)

OPPONENT INDIVIDUAL GAME HIGHS

Rushes	27	Bernard, G vs North Carolina (Oct 13, 2012)
Yards Rushing	177	Bernard, G vs North Carolina (Oct 13, 2012)
TD Rushes	3	Klein, Collin at Kansas State (Sep 8, 2012) Washington, T. at Georgia Tech (Sep 22, 2012)
Long Rush	55	Atkinson, G. at Notre Dame (Oct 2, 2012)
Pass attempts	51	Rettig, C at Boston College (Sep 1, 2012)
Pass completions	32	Rettig, C at Boston College (Sep 1, 2012)
Yards Passing	441	Rettig, C at Boston College (Sep 1, 2012)
TD Passes	4	Glennon, M. vs NC State (Sep 29, 2012)
Long Pass	73	Glennon, M. vs NC State (Sep 29, 2012)
Receptions	10	Amidon, A at Boston College (Sep 1, 2012)
Yards Receiving	149	Amidon, A at Boston College (Sep 1, 2012)
TD Receptions	2	Underwood, B. vs NC State (Sep 29, 2012)
Long Reception	73	Payton, Q. vs NC State (Sep 29, 2012)
Field Goals	3	Freese, N at Boston College (Sep 1, 2012)
Long Field Goal	50	Sade, N. vs NC State (Sep 29, 2012)
Punts	8	Kowalski, Kory vs Bethune-Cookman (Sep 15, 2012)
Punting Avg	52.0	Doerr, Ryan at Kansas State (Sep 8, 2012)
Long Punt	54	Hibbard, Tommy vs North Carolina (Oct 13, 2012)
Long Punt Return	56	Golden, J. at Georgia Tech (Sep 22, 2012)
Long Kickoff Return	50	Palmer, T. vs NC State (Sep 29, 2012)
Tackles	14	Pierre-Louis, K at Boston College (Sep 1, 2012)
Sacks	2.0	Davis, Adam at Kansas State (Sep 8, 2012)
Tackles For Loss	2.0	7 Players
Interceptions	1	6 Players

OPPONENT TEAM GAME HIGHS

Rushes	60	at Kansas State (Sep 8, 2012)
Yards Rushing	376	at Notre Dame (Oct 6, 2012)
Yards Per Rush	7.4	at Notre Dame (Oct 6, 2012)
TD Rushes	6	at Kansas State (Sep 8, 2012)
Pass attempts	51	at Boston College (Sep 1, 2012)
Pass completions	32	at Boston College (Sep 1, 2012)
Yards Passing	441	at Boston College (Sep 1, 2012)
Yards Per Pass	19.1	at Kansas State (Sep 8, 2012)
TD Passes	4	vs NC State (Sep 29, 2012)
Total Plays	88	vs NC State (Sep 29, 2012)
Total Offense	664	vs NC State (Sep 29, 2012)
Yards Per Play	7.6	at Notre Dame (Oct 6, 2012)
Points	52	at Kansas State (Sep 8, 2012)
Sacks By	5	at Kansas State (Sep 8, 2012)
First Downs	34	at Notre Dame (Oct 6, 2012)
Penalties	15	vs North Carolina (Oct 13, 2012)
Penalty Yards	140	vs North Carolina (Oct 13, 2012)
Turnovers	6	vs NC State (Sep 29, 2012)
Interceptions By	2	vs North Carolina (Oct 13, 2012)

PARTICIPATION

NO	CODE	PLAYER	at BC	at KS	B-CU	at GT	NCSU	vs ND	UNC	FSU	VT	at UVA	USF	at Duke
1	—	Allen Hurns	START	START	DNP	XXX	START	START	START					
2	—	Deon Bush	XXX	XXX	START	START	XXX	START	START					
3	—	Tracy Howard	XXX	XXX	XXX	XXX	XXX	XXX	XXX					
4	—	Phillip Dorsett	START	START	START	START	START	START	XXX					
5	—	Mike James	START	START	START	START	START	START	START					
6	—	Robert Lockhart Jr.	DNP	DNP	DNP	DNP	DNP	DNP	XXX					
7	—	Vaughn Telemaque	START	START	DNP	DNP	XXX	XXX	XXX					
8	—	Duke Johnson	START	XXX	START	XXX	START	XXX	XXX					
9	—	Malcolm Lewis	XXX	XXX	START	XXX	---	---	---					
11	—	Ryan Williams	DNP	XXX	XXX	XXX	DNP	DNP	XXX					
11	1A	Larry Hope	DNP	DNP	DNP	DNP	DNP	DNP	DNP					
12	—	Preston Dewey	DNP	DNP	DNP	DNP	DNP	DNP	DNP					
13	—	Dalton Botts	XXX	XXX	XXX	XXX	XXX	XXX	XXX					
15	—	D'Mauri Jones	DNP	DNP	DNP	DNP	DNP	DNP	DNP					
15	5A	Cameron Dean	DNP	DNP	DNP	DNP	DNP	DNP	DNP					
16	—	Gray Crow	DNP	DNP	DNP	DNP	DNP	DNP	DNP					
17	—	Stephen Morris	START	START	START	START	START	START	START					
17	7A	Tyriq McCord	XXX	XXX	XXX	XXX	XXX	XXX	XXX					
18	—	Matt Goudis	DNP	DNP	XXX	XXX	DNP	DNP	DNP					
18	8A	Chad Barnes	DNP	DNP	DNP	DNP	DNP	DNP	DNP					
19	—	David Thompson	DNP	DNP	DNP	DNP	DNP	DNP	DNP					
20	—	Thomas Finnie	START	START	START	START	START	START	XXX					
21	—	Brandon McGee	START	START	START	START	START	START	START					
22	—	Kacy Rodgers II	START	START	XXX	XXX	START	XXX	XXX					
23	—	Eduardo Clements	XXX	XXX	XXX	XXX	XXX	XXX	XXX					
24	—	Davon Johnson	XXX	XXX	XXX	XXX	START	XXX	START					
24	4A	Joey McNeil	DNP	DNP	DNP	DNP	DNP	DNP	DNP					
24	4B	Stephen Sweeney	DNP	DNP	DNP	DNP	DNP	DNP	DNP					
25	—	Dallas Crawford	XXX	XXX	XXX	XXX	XXX	XXX	XXX					
26	—	Darris Hughes	DNP	DNP	XXX	DNP	DNP	DNP	DNP					
27	—	Jameson Labady	DNP	DNP	DNP	DNP	DNP	DNP	DNP					
27	7B	Ricky Carroll	DNP	DNP	DNP	DNP	DNP	DNP	DNP					
28	—	Andrew Swasey	XXX	XXX	XXX	DNP	XXX	XXX	XXX					
28	8B	Shawn O'Dare	DNP	DNP	DNP	DNP	DNP	DNP	DNP					
29	—	Rayshawn Jenkins	XXX	XXX	XXX	XXX	XXX	DNP	DNP					
30	—	A.J. Highsmith	XXX	XXX	START	START	START	START	START					
31	—	Tyrone Cornileus	XXX	XXX	START	START	START	XXX	XXX					
32	—	Danny Dillard	DNP	DNP	DNP	DNP	DNP	DNP	DNP					
33	—	Maurice Hagens	XXX	XXX	XXX	START	XXX	START	START					
34	—	Thurston Armbrister	START	XXX	XXX	XXX	XXX	XXX	XXX					
35	—	Nate Dortch	DNP	DNP	XXX	DNP	DNP	DNP	DNP					
36	—	Gionni Paul	DNP	DNP	XXX	XXX	START	START	START					
37	—	Ladarius Gunter	XXX	XXX	XXX	XXX	XXX	XXX	START					
37	7C	Alex Irastorza	DNP	DNP	DNP	DNP	DNP	DNP	DNP					
38	—	Jordan Tolson	DNP	DNP	XXX	DNP	DNP	DNP	DNP					
39	—	Antonio Crawford	XXX	XXX	XXX	XXX	XXX	XXX	XXX					
40	—	Jake Wieclaw	XXX	XXX	XXX	XXX	XXX	XXX	XXX					
43	—	Sean Harvey	DNP	DNP	XXX	DNP	DNP	DNP	DNP					
44	—	Eddie Johnson	XXX	START	START	START	START	START	START					
45	—	Ramon Buchanan	START	START	---	---	---	---	---					
46	—	Clive Walford	XXX	START	XXX	START	XXX	XXX	XXX					
46	6A	Ricky Perez	DNP	DNP	DNP	DNP	DNP	DNP	DNP					
46	6B	Hugo Delpenha Jr.	DNP	DNP	DNP	DNP	DNP	DNP	DNP					
47	—	Akil Craig	DNP	DNP	XXX	DNP	DNP	DNP	DNP					
48	—	Brandon Yosha	DNP	XXX	XXX	XXX	XXX	DNP	DNP					
48	8C	Chris Dunckel	DNP	DNP	DNP	DNP	DNP	DNP	DNP					
49	—	Dyron Dye	START	START	START	START	XXX	START	START					
51	—	Shayon Green	START	START	START	START	START	START	START					
52	—	Denzel Perryman	START	START	START	DNP	DNP	START	START					
54	—	JaWand Blue	DNP	DNP	DNP	DNP	DNP	DNP	DNP					
55	—	Ben Jones	DNP	DNP	XXX	XXX	START	DNP	DNP					

PARTICIPATION

NO	CODE	PLAYER	at BC	at KS	B-CU	at GT	NCSU	vs ND	UNC	FSU	VT	at UVA	USF	at Duke
55	5B	Frank Gabriel	DNP	DNP	DNP	DNP	DNP	DNP	DNP					
56	—	Raphael Kirby	DNP	DNP	DNP	DNP	DNP	XXX	XXX					
57	—	Nantambu Fentress	XXX	XXX	XXX	XXX	XXX	XXX	XXX					
58	—	Gabriel Terry	XXX	XXX	XXX	DNP	DNP	XXX	DNP					
59	—	Jimmy Gaines	XXX	XXX	XXX	XXX	XXX	DNP	XXX					
60	—	Sean McNally	XXX	XXX	XXX	DNP	DNP	DNP	DNP					
61	—	Paul Kelly	DNP	DNP	XXX	XXX	XXX	XXX	XXX					
62	—	Shane McDermott	START	START	START	START	START	START	START					
63	—	Danny Isidora	DNP	DNP	DNP	DNP	DNP	DNP	DNP					
64	—	Hunter Wells	DNP	DNP	DNP	DNP	DNP	DNP	DNP					
65	—	Brandon Linder	START	START	START	START	START	START	START					
66	—	Dequan Ivery	DNP	DNP	DNP	DNP	DNP	XXX	XXX					
67	—	Corey King	DNP	DNP	XXX	XXX	XXX	START	XXX					
68	—	Jeremy Lewis	XXX	XXX	XXX	DNP	XXX	XXX	XXX					
69	—	Eduardo Lopez	DNP	DNP	DNP	DNP	DNP	DNP	DNP					
70	—	Jon Feliciano	START	START	START	START	START	START	START					
71	—	Anthony Chickillo	START	START	START	START	START	START	START					
72	—	Earl Moore	XXX	XXX	XXX	XXX	XXX	XXX	START					
74	—	Ereck Flowers	START	START	START	START	XXX	XXX	XXX					
75	—	Jared Wheeler	XXX	XXX	XXX	XXX	XXX	XXX	XXX					
76	—	Taylor Gadbois	DNP	DNP	DNP	DNP	DNP	DNP	DNP					
77	—	Seantrel Henderson	DNP	XXX	XXX	XXX	XXX	START	START					
78	—	Jermaine Johnson	XXX	XXX	XXX	XXX	DNP	DNP	DNP					
79	—	Malcolm Bunche	START	START	START	START	START	START	START					
80	—	Rashawn Scott	XXX	XXX	XXX	XXX	XXX	XXX	XXX					
81	—	Jontavious Carter	DNP	DNP	DNP	DNP	DNP	DNP	DNP					
82	—	Asante Cleveland	XXX	XXX	XXX	XXX	XXX	XXX	DNP					
83	—	Kendal Thompkins	XXX	XXX	XXX	XXX	XXX	XXX	XXX					
84	—	Cory White	DNP	DNP	DNP	DNP	DNP	DNP	DNP					
85	—	David Perry	DNP	XXX	XXX	DNP	XXX	XXX	XXX					
86	—	Herb Waters	XXX	XXX	XXX	XXX	XXX	XXX	XXX					
87	—	Jacoby Briscoe	DNP	DNP	DNP	DNP	DNP	DNP	DNP					
87	7D	Garrett Kidd	DNP	DNP	DNP	XXX	XXX	DNP	XXX					
88	—	Ronald Regula	DNP	DNP	DNP	DNP	DNP	DNP	DNP					
88	8D	Zach Costa	DNP	DNP	DNP	DNP	DNP	DNP	DNP					
90	—	Ricardo Williams	DNP	DNP	DNP	DNP	DNP	DNP	DNP				XXX	
91	—	Olsen Pierre	START	START	START	START	START	DNP	START					
92	—	Jalen Grimble	XXX	XXX	XXX	XXX	XXX	DNP	DNP					
93	—	Luther Robinson	XXX	DNP	XXX	XXX	XXX	XXX	XXX					
94	—	Kelvin Cain	XXX	XXX	XXX	XXX	XXX	XXX	XXX					
95	—	Jake O'Donnell	DNP	DNP	DNP	DNP	DNP	DNP	DNP					
96	—	Curtis Porter	DNP	DNP	DNP	DNP	DNP	DNP	DNP					
97	—	Dwayne Holett	DNP	DNP	DNP	DNP	DNP	DNP	DNP					
98	—	Darius Smith	START	START	START	START	START	START	XXX					
99	—	Jelani Hamilton	XXX	DNP	XXX	DNP	XXX	XXX	DNP					

GAME RECAPS

GAME 1 • CHESTNUT HILL, MASS. • ALUMNI STADIUM			
		MIAMI	41
		BOSTON COLLEGE	32
SCAN QR CODE FOR: Photos, Stats, Interviews, Highlights, Game Replay			

GAME NOTES

- **Denzel Perryman's** interception return for a touchdown was the first for the Hurricanes since Oct. 1, 2011, when **Kelvin Cain** returned one 59 yards against Bethune-Cookman.
- With his second-quarter TD run, **Duke Johnson** became the first Miami true freshman to start and score in a season-opener since Aug. 28, 2008, when **Jacory Harris** raced 30 yards against Charleston Southern.
- Miami improved to 57-29-1 all-time in season openers and won for the fourth time in its last five season openers.
- It was Miami's first win at Boston College since 2001.
- **RB Duke Johnson**, who had TD runs of 54 and 56 yards, totaled 135 yards for the game, the most by a UM true freshman since **Javarris James** (148 yards) against Houston (Sept. 30, 2006).
- **WR Allen Hurns** recorded a career-high 81 yards on 8 catches.
- **WR Malcolm Lewis** notched a receiving touchdown in his debut, as three of the Canes' four offensive TDs scored by true freshmen.

STATISTICS

SCORING	1	2	3	4	OT	F
Miami	14	7	10	10	—	41
Boston College	14	6	3	9	—	32

SCORING SUMMARY

1st	12:26	BC	Williams 4 run (Freese kick)
	7:54	BC	Sinkovec 15 pass from Rettig (Freese kick)
	0:53	UM	Clements 1 run (Wieclaw kick)
	0:00	UM	Perryman 41 INT return (Wieclaw kick)
2nd	10:53	BC	Freese 26 FG
	9:02	UM	Du. Johnson 54 run (Wieclaw kick)
	3:32	BC	Freese 37 FG
3rd	9:52	BC	Freese 30 FG
	5:06	UM	Wieclaw 22 FG
	1:18	UM	Du. Johnson 56 run (Wieclaw kick)
4th	13:35	UM	Wieclaw 24 FG
	9:49	UM	Lewis 18 pass from Morris (Wieclaw kick)
	6:48	BC	Kimble 17 pass from Rettig (Freese kick)
	0:04	BC	Team safety

TEAM STATISTICS

	UM	BC
FIRST DOWNS	22	29
RUSHES-YARDS (NET)	34-208	34-96
PASSING YDS (NET)	207	441
Passes Comp-Att-Int	28-45-1	32-51-1
TOTAL OFFENSE PLAYS-YARDS	79-415	85-537
Fumble Returns-Yards	1-28	0-0
Punt Returns-Yards	3-9	1-1
Kickoff Returns-Yards	6-110	7-85
Interception Returns-Yards	1-41	1-11
Punts (Number-Avg)	5-40.6	3-38.7
Fumbles-Lost	2-0	4-2
Penalties-Yards	9-78	3-30
Possession Time	26:21	33:39
Third-Down Conversions	11 of 21	6 of 14
Fourth-Down Conversions	1 of 2	0 of 1
Red-Zone Scores-Chances	4-4	6-7

INDIVIDUAL STATISTICS

RUSHING: UM — Du. Johnson 7-135 2 TD, James 14-54, Morris 8-18, Clements 3-4 1 TD, Botts 1-1, Dorsett 1-2. BC — Williams 18-49 1 TD, Kimble 10-45, Coleman 1-6, Team 1-1, Amidon 1-1, Rettig 3-2.

PASSING: UM — Morris 28-45-1-207 1 TD. BC — Rettig 32-51-1-441 2 TD.

RECEIVING: UM — Hurns 8-81, Lewis 4-42 1 TD, Du. Johnson 3-10, Dorsett 3-9, Scott 2-23, Cleveland 2-12, Walford 2-10, James 2-7, Da. Johnson 1-7, Clements 1-6. BC — Amidon 10-149, Kimble 8-130 1 TD, Sinkovec 3-67 1 TD, Miller 3-38, Coleman 2-13, Evans 2-11, Williams 2-7, Elliott 1-19, Parsons 1-7.

INTERCEPTIONS: UM — Perryman 1-41 TD. BC — Rositano 1-11.

FUMBLES: UM — Dorsett 1-0, Dye 1-0. BC — Kimble 1-1, Rettig 1-0, Rositano 1-0, Williams 1-1.

SACKS (UA-A): UM — None. BC — Edeball 0.5-4, Rudolph 0.5-4.

TACKLES (UA-A): UM — Rodgers II 7-1, Perryman 5-2, Green 4-3, Buchanan 4-2, E. Johnson 4-1, McGee 3-2, Telemaque 2-3. BC — Pierre-Louis 8-6, Divitto 7-4, Clancy 6-2, Keyes 4-4, Sylvia 4-3, Edeball 2-4.

GAME 2 • MANHATTAN, KAN. • SNYDER FAMILY STADIUM			
		MIAMI	13
		21/20 KANSAS STATE	52
SCAN QR CODE FOR: Photos, Stats, Interviews, Highlights, Game Replay			

GAME NOTES

- **TE Clive Walford's** 56-yard catch and run in the first quarter was the longest reception of his career.
- **DL Anthony Chickillo** ended the first quarter with a sack of Collin Klein. It was the Hurricanes' first sack of the 2012 season.
- **LB Eddie Johnson** started his first game for the Hurricanes and recorded a career high in tackles with seven stops (three solo, four assist).
- **RB Duke Johnson** racked up a career-high 77-yard kickoff return in the fourth quarter to help setup a touchdown.
- **QB Ryan Williams** recorded his first touchdown pass as a Hurricane in the fourth quarter.

STATISTICS

SCORING	1	2	3	4	OT	F
Miami	3	3	0	7	—	13
Kansas State	14	10	7	21	—	52

SCORING SUMMARY

1st	8:13	KS	Klein 1 run (Cantele kick)
	2:52	KS	Klein 6 run (Cantele kick)
	0:11	UM	Wieclaw 32 FG
2nd	10:20	KS	Cantele 21 FG
	6:10	KS	Sexton 27 pass from Klein (Cantele kick)
	0:00	UM	Wieclaw 27 FG
3rd	9:16	KS	Klein 1 run (Cantele kick)
4th	11:12	KS	Hubert 4 run (Cantele kick)
	10:51	KS	Sams 15 run (Cantele kick)
	5:30	KS	Sams 11 run (Cantele kick)
	3:51	UM	Walford 2 pass from Williams (Wieclaw kick)

TEAM STATISTICS

	UM	KS
FIRST DOWNS	13	27
RUSHES-YARDS (NET)	29-40	60-288
PASSING YDS (NET)	222	210
Passes Comp-Att-Int	21-28-0	9-11-1
TOTAL OFFENSE PLAYS-YARDS	262	498
Fumble Returns-Yards	0-0	0-0
Punt Returns-Yards	0-0	1-12
Kickoff Returns-Yards	6-160	2-54
Interception Returns-Yards	1-0	0-0
Punts (Number-Avg)	4-40.0	1-52.0
Fumbles-Lost	3-3	2-0
Penalties-Yards	4-30	2-12
Possession Time	22:44	37:16
Third-Down Conversions	5 of 13	8 of 11
Fourth-Down Conversions	0 of 1	0 of 0
Red-Zone Scores-Chances	3-4	7-8

INDIVIDUAL STATISTICS

RUSHING: UM — James 9-27, Du. Johnson 6-19, Clements 4-1, Dorsett 1-1, Morris 9-6. KS — Hubert 19-106 1 TD, Klein 22-71 3 TD, Sams 3-47 2 TD, Robinson 3-20, Pease 5-18, Lockett 2-14, Rose 3-7, Thompson 1-6, Johnson 2-6, Harper 0-7.

PASSING: UM — Morris 19-26-0-215, Williams 2-2-0-7 1 TD. KS — Klein 9-11-1-210 1 TD.

RECEIVING: UM — Scott 4-39, Walford 3-61 1 TD, Dorsett 3-31, Hurns 2-32, De. Johnson 2-19, Du. Johnson 2-18, Thompkins 2-3, Lewis 1-10, Waters 1-5, James 1-4. KS — Lockett 3-59, Thompson 3-57, Trujillo 1-58, Sexton 1-27 1 TD, Harper 1-9.

INTERCEPTIONS: UM — McGee 1-0.

FUMBLES: UM — Morris 2-2, Clements 1-1. KS — Hubert 1-0, Klein 1-0.

SACKS (UA-A): UM — Chickillo 1.0-1. KS — Davis 2.0-13, Brown 1.0-8, Sua 1.0-6, Tuggle 1.0-4.

TACKLES (UA-A): UM — Green 5-3, Pierre 5-2, Cornileus 3-4, Bush 6-0, Perryman 5-0, Telemaque 3-2. KS — Brown 7-3, Milo 4-2, Truman 4-1, Evans 3-2, Davis 4-0, Tuggle 4-0, Malone 4-0.

GAME 3 • MIAMI GARDENS, FLA. • SUN LIFE STADIUM			
		BETHUNE-COOKMAN	10
		MIAMI	38
SCAN QR CODE FOR: Photos, Stats, Interviews, Highlights, Game Replay			

GAME NOTES

- **S Deon Bush, S A.J. Highsmith** and **WR Malcolm Lewis** made their career-first starts.
- Freshman **RB Duke Johnson** amassed 246 all-purpose yards and scored four touchdowns. In the first quarter, he returned a kickoff 95 yards for Miami's first score of the game. He later added two rushing scores and a 50-yard receiving touchdown.
- Johnson became the first Miami player to score four TDs in a game since **Tyrone Moss** did in 2005 against North Carolina.
- Freshman **DL Tyriq McCord** collected his career-first sacks, accounting for two of Miami's three QB sacks.
- Sophomore **WR Phillip Dorsett** collected 49 receiving yards, passing his previous career-high of 41 yards at USF in 2011.

STATISTICS

SCORING	1	2	3	4	OT	F
Bethune-Cookman	7	0	0	3	—	10
Miami	7	10	7	14	—	38

SCORING SUMMARY

1st	2:37	BCU	Jackson 1 run (Hurd kick)
	2:25	UM	Du. Johnson 95 kickoff return (Wieclaw kick)
2nd	5:48	UM	Du. Johnson 1 run (Wieclaw kick)
	0:35	UM	Wieclaw 20 FG
3rd	4:26	UM	Du. Johnson 50 pass from Morris (Wieclaw kick)
4th	9:49	BCU	Hurd 31 FG
	8:25	UM	Du. Johnson 28 run (Wieclaw kick)
	3:56	UM	Clements 10 run (Wieclaw kick)

TEAM STATISTICS

	BCU	UM
FIRST DOWNS	20	20
RUSHES-YARDS (NET)	53-233	29-215
PASSING YDS (NET)	122	211
Passes Comp-Att-Int	10-26-1	20-35-1
TOTAL OFFENSE PLAYS-YARDS	355	426
Fumble Returns-Yards	1-25	1-7
Punt Returns-Yards	0-0	4-21
Kickoff Returns-Yards	7-74	2-134
Interception Returns-Yards	1-0	1-9
Punts (Number-Avg)	8-38.5	4-43.8
Fumbles-Lost	1-1	1-1
Penalties-Yards	7-45	9-70
Possession Time	36:57	23:03
Third-Down Conversions	7 of 19	4 of 11
Fourth-Down Conversions	1 of 3	0 of 1
Red-Zone Scores-Chances	2-2	3-3

INDIVIDUAL STATISTICS

RUSHING: BCU — Waters 6-60, Allen 2-15, Cabrera 5-14, Wilson 9-6, Williams 4-0. UM — Du. Johnson 14-94 2 TD, James 9-77, Clements 5-37 1 TD, Morris 1-7.

PASSING: BCU — Wilson 3-10-0-51, Williams 5-9-0-69, Waters 2-6-0-2, Kowalski 0-1-1-0. UM — Morris 20-35-1-211 1 TD.

RECEIVING: BCU — Jackson 2-29, Cleckley 2-27, Stroud 2-17, Poole 1-20, Gordon 1-16, Virgin 1-10, Harris 1-3. UM — Dorsett 6-49, Du. Johnson 3-57 1 TD, Scott 2-36, Dye 2-10, Lewis 2-9, Walford 2-8, Da. Johnson 1-20, James 1-14, Hagens 1-8.

INTERCEPTIONS: BCU — Burke 1-0. UM — D. Crawford 1-9.

FUMBLES: BCU — Wilson 1-1. UM — Dorsett 1-1.

SACKS (UA-A): BCU — None. UM — McCord 2.0-15, D. Smith 1.0-3.

TACKLES (UA-A): BCU — Fields 6-1, Addison 4-3, Howard 4-1, Lane 3-2, Marcellon 3-2, Richardson 3-1. UM — Green 5-3, McCord 4-1, Chickillo 4-1, McGee 3-2, Perryman 3-1, Paul 2-2.

GAME RECAPS

GAME 4 • ATLANTA, GA. • BOBBY DODD STADIUM (OT)			
		MIAMI	42
		RV/RV GEORGIA TECH	36
SCAN QR CODE FOR: Photos, Stats, Interviews, Highlights, Game Replay			

GAME NOTES

- Miami defeated Georgia Tech for the fourth consecutive meeting.
- It was the first overtime win for the Hurricanes since defeating Virginia, 24-17, in Charlottesville on Nov. 1, 2008.
- Miami had 609 yards of total offense, the first time reaching 600 since racking up 629 against McNeese State in 2000.
- Miami was credited with a safety in the first quarter. It was the Canes' first safety since Sept. 17, 2009 when GT's Chandler Anderson kicked an errant snap through the back of the end zone.
- The Canes led 19-0 after the first quarter — the biggest lead after the opening period since leading Charleston Southern, 21-0, on Aug. 28, 2008. It was the largest margin over an ACC opponent after one since going up 21-0 over Wake Forest on Nov. 20, 2004.
- Sophomore WR **Phillip Dorsett** established career bests for receptions (9) and receiving yards (184).
- Junior QB **Stephen Morris** threw for a career-best 436 yards, the first 400-yard passing game by a UM quarterback since **Ken Dorsey** (422) at West Virginia in 2002.
- Senior RB **Mike James** scored a career-high four touchdowns in the game (three rushing, one receiving). James rushed for a career-high 89 yards on 15 carries.

STATISTICS

SCORING	1	2	3	4	OT	F
Miami	19	0	3	14	6	42
Georgia Tech	0	22	14	0	0	36

SCORING SUMMARY

1st	14:03	UM	Dorsett 65 pass from Morris (Wieclaw kick)
	4:11	UM	Wieclaw 38 FG
	4:11	UM	Team safety
	0:00	UM	James 1 run (Wieclaw kick)
2nd	11:23	GT	Smith 8 run (Scully kick)
	9:05	GT	Washington 2 run (Scully kick)
	3:39	GT	Washington 10 run (Godhigh pass from Washington)
3rd	13:09	GT	Zenon 35 run (Scully kick)
	10:06	GT	Washington 2 run (Scully kick)
	4:25	UM	Wieclaw 23 FG
4th	13:41	UM	James 15 run (Wieclaw kick)
	0:27	UM	James 10 pass from Morris (Wieclaw kick)
OT	15:00	UM	James 25 run

TEAM STATISTICS

	UM	GT
FIRST DOWNS	30	18
RUSHES-YARDS (NET)	32-173	58-287
PASSING YDS (NET)	436	132
Passes Comp-Att-Int	31-52-1	3-8-0
TOTAL OFFENSE PLAYS-YARDS	84-609	66-419
Fumble Returns-Yards	0-0	0-0
Punt Returns-Yards	2-18	2-84
Kickoff Returns-Yards	5-101	6-93
Interception Returns-Yards	0-0	1-0
Punts (Number-Avg)	3-40.0	5-44.0
Fumbles-Lost	1-1	0-0
Penalties-Yards	8-66	5-35
Possession Time	29:37	30:17
Third-Down Conversions	11-16	6-13
Fourth-Down Conversions	0-0	0-2
Red-Zone Scores-Chances	4-5	4-5

INDIVIDUAL STATISTICS

RUSHING: UM — James 15-89 3 TD, Du. Johnson 13-72, Morris 2-10, Clements 1-4, Team 1-2. GT — Laskey 15-82, Godhigh 6-59, Zenon 6-57 1 TD, Washington 20-47 3 TD, Smith 7-22 1 TD, Bostic 2-15, Lee 1-3, Sims 1-2.

PASSING: UM — Morris 31-52-1-436 2 TD. GT — Washington 3-8-0-132.

RECEIVING: UM — Dorsett 9-184 1 TD, Da. Johnson 7-107, Du. Johnson 4-38, Scott 3-48, James 3-24 1 TD, Walford 2-13, Hurns 2-10, Lewis 1-2. GT — Zenon 2-74, Greene 1-58.

INTERCEPTIONS: GT — Thomas.

FUMBLES: UM — Dorsett 1-1.

SACKS (UA-A): UM — Chickillo 1-0.

TACKLES (UA-A): UM — E. Johnson 6-3, Chickillo 7-0, Gaines 5-2, McGee 5-1, Rodgers II 5-1, Cornileus 4-2, Green 3-2. GT — Nealy 6-2, Johnson 4-4, Watts 6-0, Sweeting 4-2, Cross 4-1, Thomas 3-2.

GAME 5 • MIAMI GARDENS, FLA. • SUN LIFE STADIUM			
		NC STATE	37
		RV/RV MIAMI	44
SCAN QR CODE FOR: Photos, Stats, Interviews, Highlights, Game Replay			

GAME NOTES

- With the win, Miami has its first three-game winning streak under second-year head coach **Al Golden** and first since the 2009 season.
- The Hurricanes started 3-0 in the ACC for the first time since 2004 — the first season in the conference.
- Miami has its first 4-1 start to the season since 2009.
- Miami's defense recorded a safety in back-to-back games for the first time since 2008 (Florida State - Oct. 4 & UCF - Oct. 11).
- With 651 yards of total offense, the Canes recorded more than 400 yards of offense in three straight games. The 651 yards are third-most in UM history.
- Junior QB **Stephen Morris** threw for a Miami and ACC record 566 yards and a school-record-tying 5 TDs. Morris became the first UM QB to throw 5 TDs since Kyle Wright at Wake Forest in 2005.
- Sophomore WR **Phillip Dorsett** reeled in 191 yards and two TDs on seven catches against NC State, including the eventual game-winning 62-yard TD with 19 seconds remaining.
- Sophomore MLB **Gionni Paul** racked up a career-high 11 tackles in his career-first start.

STATISTICS

SCORING	1	2	3	4	OT	F
NC State	7	7	7	16	—	37
Miami	23	0	7	14	—	44

SCORING SUMMARY

1st	9:29	ST	Creecy 1 run (Sade kick)
	8:40	UM	Hurns 14 pass from Morris (Wieclaw kick)
	8:28	UM	Hamilton safety
	6:52	UM	Dorsett 24 pass from Morris (Wieclaw kick)
	4:18	UM	Scott 76 pass from Morris (Wieclaw kick)
2nd	14:56	ST	Creecy 7 pass from Glennon (Sade kick)
3rd	8:14	ST	Underwood 4 pass from Glennon (Sade kick)
	0:54	UM	Du. Johnson 4 run (Wieclaw kick)
4th	10:24	ST	Underwood 28 pass from Glennon (kick failed)
	8:00	UM	Scott 13 pass from Morris (Wieclaw kick)
	5:43	ST	Smith 6 pass from Glennon (Sade kick)
	1:58	ST	Sade 50 FG
	0:19	UM	Dorsett 62 pass from Morris (Wieclaw kick)

TEAM STATISTICS

	ST	UM
FIRST DOWNS	30	26
RUSHES-YARDS (NET)	46-224	32-85
PASSING YDS (NET)	440	566
Passes Comp-Att-Int	24-42-2	26-49-1
TOTAL OFFENSE PLAYS-YARDS	88-664	81-651
Fumble Returns-Yards	0-0	2-39
Punt Returns-Yards	1-3	1-6
Kickoff Returns-Yards	6-112	2-43
Interception Returns-Yards	1-0	2-0
Punts (Number-Avg)	4-40.8	8-40.6
Fumbles-Lost	5-4	0-0
Penalties-Yards	14-100	4-20
Possession Time	33:22	26:38
Third-Down Conversions	4-12	6-18
Fourth-Down Conversions	2-2	1-1
Red-Zone Scores-Chances	4-5	3-5

INDIVIDUAL STATISTICS

RUSHING: NCSU — Creecy 19-120 1 TD, Thornton 17-87, Barnes 7-44, Team 1-8, Glennon 2-19. UM — Du. Johnson 12-39 1 TD, James 13-31, Dorsett 1-5, Botts 1-4, Clements 1-4, Morris 4-2.

PASSING: NCSU — Glennon 24-42-2 440 4 TD. UM — Morris 26-49-1 566 5 TD.

RECEIVING: NCSU — Palmer 5-94, Smith 3-86 1 TD, Underwood 3-50 2 TD, Creecy 3-16 1 TD, Payton 2-83, Watson 2-29, Carter 2-28, Talbert 1-19, Thornton 1-14, Barnes 1-13, Winkles 1-8. UM — Dorsett 7-191 2 TD, Scott 6-180 2 TD, James 3-53, Du. Johnson 3-24, Hurns 2-54 1 TD, Waters 2-14, Da. Johnson 1-41, Clements 1-5, Walford 1-4.

INTERCEPTIONS: NCSU — Lucas 1-0. UM — Highsmith 1-0, Finnie 1-0.

FUMBLES: NCSU — Palmer 1-1, Team 1-0, Thornton 1-1, Glennon 1-1, Barnes 1-1.

SACKS (UA-A): NCSU — Cato-Bishop 1-0. UM — E. Johnson 1-0, Cain 1-0.

TACKLES (UA-A): NCSU — Noel 10-0, Wolff 7-3, Bishop 6-0, Dowdy 2-4, Johnson 3-1, Lucas 3-1. UM — Paul 8-3, Highsmith 5-3, E. Johnson 6-1, Green 4-3, Fentress 4-1, Rodgers II 4-1.

GAME 6 • CHICAGO, ILL. • SOLDIER FIELD			
		RV/RV MIAMI	3
		9/10 NOTRE DAME	41
SCAN QR CODE FOR: Photos, Stats, Interviews, Highlights, Game Replay			

GAME NOTES

- Miami became the first team during the 2012 season to score first-quarter points on the Notre Dame defense. The Canes became the first team since Stanford in 2011 to score in the first quarter after **Jake Wieclaw** hit a 28-yard FG on UM's second drive of the game.
- Redshirt freshman DL **Corey King** made his career-first start.
- True freshman LB **Raphael Kirby** made the first appearance of his college career. Kirby missed the first five games of the season with a lower extremity injury.
- Senior DB **Brandon McGee** set a career high with nine total tackles on the night (eight solo, one assisted).
- Freshman DB **Deon Bush** was credited with two forced fumbles in the game.

STATISTICS

SCORING	1	2	3	4	OT	F
Miami	3	0	0	0	—	3
Notre Dame	7	6	21	7	—	41

SCORING SUMMARY

1st	9:28	ND	Riddick 1 run (Brindza kick)
	5:32	UM	Wieclaw 28 FG
2nd	14:10	ND	Brindza 22 FG
	5:07	ND	Brindza 32 FG
3rd	11:57	ND	Wood 2 run (Brindza kick)
	2:53	ND	Wood 3 run (Brindza kick)
	0:23	ND	Atkinson 55 run (Brindza kick)
4th	1:06	ND	McDaniel 1 run (Brindza kick)

TEAM STATISTICS

	UM	ND
FIRST DOWNS	13	34
RUSHES-YARDS (NET)	18-84	51-375
PASSING YDS (NET)	201	211
Passes Comp-Att-Int	18-35-0	19-26-0
TOTAL OFFENSE PLAYS-YARDS	53-285	77-587
Fumble Returns-Yards	0-0	0-0
Punt Returns-Yards	0-0	1-0
Kickoff Returns-Yards	6-119	1-13
Interception Returns-Yards	0-0	0-0
Punts (Number-Avg)	5-42.2	1-32.0
Fumbles-Lost	0-0	2-0
Penalties-Yards	9-76	4-25
Possession Time	20:52	39:08
Third-Down Conversions	4-12	5-11
Fourth-Down Conversions	0-1	1-1
Red-Zone Scores-Chances	0-0	0-0

INDIVIDUAL STATISTICS

RUSHING: UM — James 6-28, D. Johnson 8-22, Clements 2-20, Morris 2-14. ND — Atkinson 10-123, Wood 18-118, McDaniel 11-55, Golson 6-51, Riddick 5-21, Toma 1-8.

PASSING: UM — Morris 18-35-0-201. ND — Golson 17-22-0-186, Rees 2-4-0-25.

RECEIVING: UM — Da. Johnson 4-68, Scott 4-33, D. Johnson 3-35, James 2-8, Walford 1-28, Hagens 1-11, Hurns 1-7, Dorsett 1-6, Waters 1-5. ND — Jones 4-45, Daniels 3-48, Riddick 3-15, Eiffert 2-31, Toma 2-22, Wood 2-9, McDaniel 1-21, Goodman 1-13, Niklas 1-7.




INTERCEPTIONS: None.

FUMBLES: UM — None. ND — Wood 1-0, Golson 1-0.

SACKS (UA-A): None.

TACKLES (UA-A): UM — McGee 8-1, Paul 4-5, Perryman 7-1, Rodgers II 1-4, Kirby 1-4, E. Johnson 4-0, Bush 3-1, Armbrister 1-3. ND — Te'o 8-2, Russell 2-4, Fox 1-4, Calabrese 2-1, Shumate 2-1, Councill 2-1, Lewis-Moore 1-2.

GAME RECAPS

GAME 7 • MIAMI GARDENS, FLA. • SUN LIFE STADIUM		
	 NORTH CAROLINA	18
	MIAMI	14
SCAN QR CODE FOR: Photos, Stats, Interviews, Highlights, Game Replay		

GAME NOTES

- **Mike James** established career highs for rushing attempts (22) and rushing yards (96). His previous highs were 89 yards on 15 carries at Georgia Tech earlier this season.
- **Denzel Perryman** notched double-digit tackles for the first time this season with a career-high-tying 11 total stops, including nine solo tackles. He also added 3 tackles for loss.
- In the fourth quarter, sophomore QB **Ryan Williams** entered the game for an injured **Stephen Morris**. Williams completed 9-of-13 passes for 80 yards, including a 21-yard pass to **Rashawn Scott**.
- **Ladarius Gunter** collected eight tackles against the Tar Heels, a career high. His previous best was four vs. NC State on Sept. 29.
- James scored Miami's first touchdown of the game, a 1-yard rush in the second quarter. The TD was James' 18th career TD (15th rushing) and his fifth TD of the season.
- In the first quarter, LB **Eddie Johnson** recorded his career-first INT, returning it for 24 yards.

STATISTICS

SCORING	1	2	3	4	OT	F
North Carolina	7	8	3	0	—	18
Miami	0	7	7	0	—	14

SCORING SUMMARY

1st	9:15	NC	Bernard 10 run (Barth kick)
2nd	5:32	UM	James 1 run (Wieclaw kick)
	2:57	NC	Bernard 17 run (Ebron pass from Hibbard)
3rd	5:06	UM	Morris 5 run (Wieclaw run)
	1:51	NC	Barth 48 FG

TEAM STATISTICS	UNC	UM
FIRST DOWNS	30	26
RUSHES-YARDS (NET)	44-272	45-180
PASSING YDS (NET)	214	235
Passes Comp-Att-Int	25-40-1	21-39-2
TOTAL OFFENSE PLAYS-YARDS	84-486	84-415
Fumble Returns-Yards	0-0	0-0
Punt Returns-Yards	1-26	0-0
Kickoff Returns-Yards	3-40	4-90
Interception Returns-Yards	2-0	1-24
Punts (Number-Avg)	4-43.2	3-33.0
Fumbles-Lost	0-0	0-0
Penalties-Yards	15-140	7-54
Possession Time	29:42	30:18
Third-Down Conversions	6 of 15	6 of 15
Fourth-Down Conversions	1 of 1	2 of 5
Red-Zone Scores-Chances	2-4	2-2

INDIVIDUAL STATISTICS

RUSHING: UNC — Bernard 27-177 2 TD, Morris 10-77, Blue 4-14, Renner 2-5, Team 1--1. UM — James 22-96 1 TD, Du. Johnson 14-47, Morris 7-40 1 TD, Hagens 1-3, Williams 1-6.

PASSING: UNC — Renner 25-40-1-214. UM — Morris 12-26-2-155, Williams 9-13-0-80.

RECEIVING: UNC — Highsmith 8-57, Ebron 7-87, Bernard 4-36, Boyd 2-2, Tabb 1-13, Davis 1-10, Platt 1-10, Morris 1--1. UM — Scott 6-72, James 4-29, Hurns 3-44, Dorsett 3-33, Da. Johnson 2-31, Walford 1-11, Dye 1-9, Hagens 1-6.

INTERCEPTIONS: UNC — Boston 1-0, Rashad 1-0. UM — E. Johnson 1-24.

FUMBLES: UNC — None. UM — None.

SACKS (UA-A): UNC — Heffernan 1.0-6, Jackson 1.0-2. UM — None.

TACKLES (UA-A): UNC — Heffernan 6-0, Guy 5-1, Boston 5-1, Price 5-1, Robinson 5-0, Shankle 5-0. UM — Perryman 9-2, Gunter 8-0, Rodgers II 5-0, McGee 4-0, Gaines 3-1, Pierre 3-1.

2012 MIAMI HURRICANES ROSTER

ALPHABETICAL ROSTER

NO	NAME	POS
34	Thurston Armbrister	LB
18	Chad Barnes	WR
54	JaWand Blue	LB
13	Dalton Botts	P
87	Jacoby Briscoe	DL
45	Ramon Buchanan	LB
79	Malcolm Bunche	OL
2	Deon Bush	DB
94	Kelvin Cain	DL
27	Ricky Carroll	P
81	Jonathan Carter	WR
71	Anthony Chickillo	DL
23	Eduardo Clements	RB
82	Asante Cleveland	TE
31	Tyrone Cornileus	LB
88	Zach Costa	K/P
47	Akil Craig	LB
39	Antonio Crawford	DB
25	Dallas Crawford	RB
16	Gray Crow	QB
12	Preston Dewey	QB
32	Danny Dillard	RB
4	Phillip Dorsett	WR
35	Nate Dortch	DB
48	Chris Dunckel	DL
49	Dyron Dye	TE
57	Nantambu Fentress	LB
70	Jon Feliciano	OL
20	Thomas Finnie	DB
74	Ereck Flowers	OL
55	Frank Gabriel	LS/LB
76	Taylor Gadbois	OL
59	James Gaines	LB
18	Matt Goudis	K
51	Shayon Green	DL
92	Jalen Grimble	DL
37	Ladarius Gunter	DB
33	Maurice Hagens	FB
99	Jelani Hamilton	DL
43	Sean Harvey	TE
77	Seantrel Henderson	OL
30	A.J. Highsmith	DB
97	Dwayne Holett	DL
11	Larry Hope	DB
3	Tracy Howard	DB
26	Darris Hughes	RB
1	Allen Hurns	WR
37	Alex Irastorza	WR
63	Danny Isidora	OL
66	Dequan Ivery	DL
5	Mike James	RB
29	Rayshawn Jenkins	DB
24	Davon Johnson	WR
8	Duke Johnson	RB
44	Eddie Johnson	LB
78	Jermaine Johnson	OL
55	Ben Jones	OL
15	D'Mauri Jones	WR
61	Paul Kelly	LS
87	Garrett Kidd	WR
67	Corey King	DL
56	Raphael Kirby	LB
68	Jeremy Lewis	OL
9	Malcolm Lewis	WR
65	Brandon Linder	OL
6	Robert Lockhart Jr.	WR
69	Eduardo Lopez	OL
17	Tyriq McCord	DL
62	Shane McDermott	OL
21	Brandon McGee	DB
60	Sean McNally	LS
24	Joey McNeill	WR
72	Earl Moore	DL
17	Stephen Morris	QB

NUMERICAL ROSTER

NO	NAME	POS	HT	WT	CL.-EXP	HOMETOWN / HIGH SCHOOL (PREVIOUS SCHOOL)
1	Allen Hurns	WR	6-3	195	Jr.-2L	Miami, Fla. / Carol City
2	Deon Bush	DB	6-1	195	Fr.-HS	Miami, Fla. / Columbus
3	Tracy Howard	DB	5-11	185	Fr.-HS	Miramar, Fla. / Miramar
4	Phillip Dorsett	WR	5-9	187	So.-1L	Fort Lauderdale, Fla. / St. Thomas Aquinas
5	Mike James	RB	5-11	222	Sr.-3L	Haines City, Fla. / Ridge Community
6	Robert Lockhart Jr.	WR	6-1	188	Fr.-HS	Delray Beach, Fla. / Fork Union (Va.) Military Academy
7	Vaughn Telemaque	DB	6-2	202	RSr.-3L	Long Beach, Calif. / Long Beach Poly
8	Duke Johnson	RB	5-9	188	Fr.-HS	Miami, Fla. / Miami Norland
9	Malcolm Lewis	WR	6-0	192	Fr.-HS	Miramar, Fla. / Mirama
11	Larry Hope	DB	6-0	183	Fr.-HS	Miami, Fla. / American Heritage
11	Ryan Williams	QB	6-6	223	RSo.-SQ	Pembroke Pines, Fla. / Miramar (Memphis)
12	Preston Dewey	QB	6-2	208	Fr.-HS	Austin, Texas / St. Andrew's Episcopal School
13	Dalton Botts	P	6-3	207	Sr.-1L	Taft, Calif. / Taft Union (Moorpark CC)
15	D'Mauri Jones	WR	6-4	190	Fr.-HS	Leesburg, Fla. / Leesburg
16	Gray Crow	QB	6-3	222	Fr.-HS	Clearwater, Fla. / Countryside
17	Stephen Morris	QB	6-2	214	Jr.-2L	Miami, Fla. / Monsignor Pace
17	Tyriq McCord	DL	6-3	236	Fr.-HS	Tampa, Fla. / Jefferson
18	Chad Barnes	WR	5-8	170	RJr.-SQ	Weston, Fla. / Cypress Bay
18	Matt Goudis	K	6-0	172	RFr.-SQ	West Hills, Calif. / Chaminade
19	David Thompson	QB	6-2	207	Fr.-HS	Miami, Fla. / Westminster Christian
20	Thomas Finnie	DB	5-10	185	So.-1L	Miami, Fla. / Miami Central
21	Brandon McGee	DB	6-0	197	Sr.-3L	Plantation, Fla. / Plantation
22	Kacy Rodgers II	DB	6-2	212	Jr.-2L	Southlake, Texas / Southlake Carroll
23	Eduardo Clements	RB	5-9	192	Jr.-2L	Miami, Fla. / Booker T. Washington
24	Davon Johnson	WR	6-0	184	RSr.-3L	Miami, Fla. / Booker T. Washington
24	Joey McNeill	WR	5-10	172	RSo.-SQ	Newton, Pa./The Pennington School
25	Dallas Crawford	RB	5-10	190	RFr.-SQ	Fort Myers, Fla. / South Fort Myers
26	Darris Hughes	RB	5-10	195	So.-SQ	Clewiston, Fla./Clewiston
27	Ricky Carroll	P	6-3	185	Jr.-TR	Mission Viejo, Calif. / Mission Viejo (Orange Coast College)
28	Andrew Swasey	DB	5-10	198	RSr.-1L	Miami, Fla. / Miami Carol City Senior (Coffeyville JC)
28	Shawn O'Dare	WR	5-10	189	RJr.-SQ	Vero Beach, Fla. / Vero Beach (Jacksonville University)
29	Rayshawn Jenkins	DB	6-1	203	Fr.-HS	St. Petersburg, Fla. / Admiral Farragut Academy
30	A.J. Highsmith	DB	6-0	208	RJr.-2L	Missouri City, Texas / Hightower
31	Tyrone Cornileus	LB	6-2	215	Jr.-2L	Stone Mountain, Ga. / Stephenson
32	Danny Dillard	RB	6-2	225	Fr.-HS	Bradenton, Fla. / Venice
33	Maurice Hagens	FB	5-11	238	Jr.-2L	Riverview, Fla. / Tampa Bay Tech
34	Thurston Armbrister	LB	6-3	222	So.-SQ	Hollywood, Fla. / Hollywood Hills
35	Nate Dortch	DB	5-11	175	Fr.-HS	Fort Myers, Fla. / South Fort Myers
36	Gionni Paul	LB	6-0	230	So.-1L	Lakeland, Fla. / Kathleen
37	Alex Irastorza	WR	6-3	190	RJr.-TR	Miami, Fla. / Christopher Columbus (Marist College)
37	Ladarius Gunter	DB	6-2	196	RSo.-TR	Montgomery, Ala. / Jefferson Davis (Fort Scott CC)
38	Jordan Tolson	DB	6-1	192	RSo.-SQ	Inglewood, Calif. / Harvard-Westlake School
39	Antonio Crawford	DB	5-11	188	Fr.-HS	Tampa, Fla. / H.B. Plant
40	Jake Wieclaw	K	6-2	197	RSr.-1L	New Lenox, Ill. / Lincoln Way Central
43	Sean Harvey	TE	6-4	260	RSo.-SQ	Largo, Fla. / Indian Rock Christian (UCF)
44	Eddie Johnson	LB	6-1	238	RFr.-SQ	Atlanta, Ga. / North Atlanta
45	Ramon Buchanan	LB	6-1	228	RSr.-3L	Melbourne, Fla. / Palm Bay
46	Ricky Perez	K	5-8	182	Fr.-HS	Miami, Fla. / Dr. Krop
46	Clive Walford	TE	6-4	248	RSo.-1L	Belle Glade, Fla. / Glades Central
47	Akil Craig	LB	6-1	226	RJr.-SQ	Tampa, Fla. / Tampa Jesuit
48	Chris Dunckel	DL	6-3	260	RSr.-SQ	Bethesda, Md. / St. John's College
48	Brandon Yosha	RB	6-0	183	Fr.-HS	Carmel, Ind. / Cathedral
49	Dyron Dye	TE	6-5	258	RJr.-2L	Sanford, Fla. / Seminole
51	Shayon Green	DL	6-3	260	RJr.-2L	Tifton, Ga. / Tifton County
52	Denzel Perryman	LB	6-0	230	So.-1L	Coral Gables, Fla. / Coral Gables
54	JaWand Blue	LB	6-0	210	Fr.-HS	Boca Raton, Fla. / West Boca Raton
55	Frank Gabriel	LS/LB	6-3	215	Fr.-HS	Monmouth Beach, N.J. / Red Bank Catholic
55	Ben Jones	OL	6-5	315	RSr.-1L	Miami, Fla. / Miami Northwestern
56	Raphael Kirby	LB	6-0	223	Fr.-HS	Stone Mountain, Ga. / Stephenson
57	Nantambu-Akil Fentress	LB	5-9	205	So.-1L	Nashville, Tenn. / Ensworth
58	Gabriel Terry	LB	6-3	215	Fr.-HS	Wellington, Fla. / Palm Beach Central
59	James Gaines	LB	6-3	232	Jr.-2L	Getzville, N.Y. / Canisius
60	Sean McNally	LS	5-10	208	RJr.-SQ	Bakersfield, Calif. / Garces Memorial (Bakersfield College)
61	Paul Kelly	LS	6-1	262	RSr.-TR	Davie, Fla. / Archbishop McCarthy (John Carroll University)
62	Shane McDermott	OL	6-4	296	RSo.-1L	Lake Worth, Fla. / Palm Beach Central
63	Danny Isidora	OL	6-4	312	Fr.-HS	Weston, Fla. / Cypress Bay HS

2012 MIAMI HURRICANES ROSTER

NUMERICAL ROSTER

NO	NAME	POS	HT	WT	CL.-EXP	HOMETOWN / HIGH SCHOOL (PREVIOUS SCHOOL)
64	Hunter Wells	OL	6-4	300	RFr.-SQ	Canton, Ill. / Canton HS
65	Brandon Linder	OL	6-6	312	Jr.-2L	Southwest Ranches, Fla. / St. Thomas Aquinas
66	Dequan Ivery	DL	6-1	303	Fr.-HS	Lake City, Fla. / Florida Columbia HS
67	Corey King	DL	6-1	292	RFr.-SQ	Boca Raton, Fla. / West Boca Raton HS
68	Jeremy Lewis	OL	6-4	312	RSr.-2L	West Palm Beach, Fla. / Palm Beach Lakes HS
69	Eduardo Lopez	OL	6-0	275	RJr.-SQ	Miami, Fla. / Southwest Miami HS
70	Jon Feliciano	OL	6-5	314	RSo.-1L	Davie, Fla. / Western HS
71	Anthony Chickillo	DL	6-4	265	So.-1L	Tampa, Fla. / Alonso HS
72	Earl Moore	DL	6-1	300	Fr.-HS	Tampa, Fla. / Hillsborough HS
74	Ereck Flowers	OL	6-6	314	Fr.-HS	Miami, Fla. / Miami Norland HS
75	Jared Wheeler	OL	6-5	312	RJr.-1L	Hollywood, Fla. / American Heritage HS
76	Taylor Gadbois	OL	6-8	310	Fr.-HS	Dallas, Ga. / East Paulding HS (Fork Union Military Academy)
77	Seantrel Henderson	OL	6-8	340	Jr.-2L	St. Paul, Minn. / Cretin-Derham Hall HS
78	Jermaine Johnson	OL	6-6	318	RJr.-2L	Fort Lauderdale, Fla. / Hargrave Military Academy
79	Malcolm Bunche	OL	6-7	323	RSo.-1L	Newark, Del. / Newark HS
80	Rashawn Scott	WR	6-2	202	So.-1L	Melbourne, Fla. / Melbourne Central HS
81	Jontavious Carter	WR	6-2	203	Fr.-HS	Cordele, Ga. / Crisp County HS
82	Asante Cleveland	TE	6-5	260	Jr.-2L	Sacramento, Calif. / Christian Brothers HS
83	Kendal Thompkins	WR	5-10	184	RSr.-3L	Miami, Fla. / Miami Northwestern HS
84	Cory White	TE	6-6	278	RJr.-1L	Orange Park, Fla. / Fleming Island HS
85	David Perry	TE	6-7	265	RSo.-SQ	Pembroke Pines, Fla. / University School HS
86	Herb Waters	WR	6-2	185	Fr.-HS	Homestead, Fla. / Homestead HS
87	Garrett Kidd	WR	6-2	186	RFr.-SQ	Midland, Mich. / Herbert HS
87	Jacoby Briscoe	DL	6-5	312	Fr.-HS	Lafayette, La. / Carencro HS
88	Zach Costa	K/P	6-2	209	Fr.-HS	Hillsdale, N.J. / Pascack Valley HS
88	Ronald Regula	LS/TE	6-2	225	RSo.-SQ	Miami, Fla. / Palmetto HS (Mount St. Joseph)
90	Ricardo Williams	DL	6-5	251	RFr.-SQ	Homestead, Fla. / Homestead Senior HS
91	Olsen Pierre	DL	6-4	296	So.-1L	Rahway, N.J. / Fork Union (Va.) Military Academy
92	Jalen Grimble	DL	6-2	292	So.-1L	Las Vegas, Nev. / Bishop Gorman HS
93	Luther Robinson	DL	6-3	290	RJr.-1L	Fort Pierce, Fla. / Westwood HS
94	Kelvin Cain	DL	6-3	245	Jr.-2L	Clovis, Calif. / Buchanan HS
95	Jake O'Donnell	DL	6-6	243	Fr.-HS	Doylestown, Pa. / Central Bucks East HS
96	Curtis Porter	DL	6-1	308	RJr.-2L	Charlotte, N.C. / Victory Christian HS
97	Dwayne Hoilett	DL	6-3	247	Fr.-HS	Vero Beach, Fla. / Vero Beach HS
98	Darius Smith	DL	6-2	313	RSr.-1L	New Britain, Conn. / New Britain HS (Lackawanna)
99	Jelani Hamilton	DL	6-5	271	Fr.-HS	Fort Lauderdale, Fla. / St. Thomas Aquinas

ALPHABETICAL ROSTER

NO	NAME	POS
28	Shawn O'Dare	WR
95	Jake O'Donnell	DL
36	Gianni Paul	LB
46	Ricky Perez	K
85	David Perry	TE
52	Denzel Perryman	LB
91	Olsen Pierre	DL
96	Curtis Porter	DL
88	Ronald Regula	LS/TE
93	Luther Robinson	DL
22	Kacy Rodgers II	DB
80	Rashawn Scott	WR
98	Darius Smith	DL
28	Andrew Swasey	DB
7	Vaughn Telemaque	DB
58	Gabriel Terry	LB
83	Kendal Thompkins	WR
19	David Thompson	QB
38	Jordan Tolson	DB
46	Clive Walford	TE
64	Hunter Wells	OL
86	Herb Waters	WR
75	Jared Wheeler	OL
84	Cory White	TE
40	Jake Wieclaw	K
90	Ricardo Williams	DL
11	Ryan Williams	QB
48	Brandon Yosha	RB

COACHING STAFF

Head Coach: Al Golden (Penn State, 1991), 2nd season
Assistant Head Coach / Defensive Coordinator: Mark D'Onofrio
Offensive Coordinator / Quarterbacks: Jedd Fisch
Senior Defensive Assistant / Defensive Line: Jethro Franklin
Tight Ends / National Recruiting Coordinator: Brennan Carroll
Running Backs / Florida Recruiting Coordinator: Terry Richardson
Offensive Line: Art Kehoe
Passing Game Coordinator/Wide Receivers: George McDonald
Defensive Backs: Paul Williams
Linebackers/Special Teams Coordinator: Micheal Barrow
Graduate Assistant / Offense: DJ Hernandez
Graduate Assistant / Defense: Phillip Eisenstein

SUPPORT STAFF

Director of Football Operations: Don Corzine
Director of Player Development: Ryan McNamee
Senior Football Operations Coordinator: Hurlie Brown
Assistant Director of Football Operations: Matt Doherty
Coordinator of Football Operations: Rob Messinger
Coordinator of Football Operations: Lindsay Bohlen
Administrative Assistant to Head Coach: Myrna Schneider
Head Football Athletic Trainer: Vinny Scavo
Head Strength and Conditioning Coach: Andreu Swasey
Assistant Strength and Conditioning Coach: Cols Colas
Assistant Strength and Conditioning Coach: Victor Ishmael
Equipment Manager: Bobby Revilla