

# MIAMI HURRICANES BASKETBALL

## THE BASICS

**Date/Time:** Saturday, March 3, 2018/Noon ET  
**Location:** Coral Gables, Fla./Watsco Center (7,972)  
**Television:** ESPN2; **Online:** WatchESPN  
 Mike Corey (PxP), Tim Welsh (analyst)  
**Radio:** WQAM 590-AM (Joe Zagacki - PxP)  
**Satellite Radio:** Sirius 81/XM 81 (Internet 81)  
**Spanish Radio:** WMYM 990-AM ESPN Deportes  
**Series vs. VT:** Miami leads, 21-14  
 Home: 10-4 | Road: 7-8 | Neutral: 4-2

## 2017-18 SCHEDULE/RESULTS

OPPONENT	TV	TIME/SCORE
<b>NOVEMBER (6-0)</b>		
1 <b>NEWBERRY*</b>	ACCN Extra	W, 106-79
10 [13/12] <b>GARDNER-WEBB</b>	ACCN Extra	W, 77-45
12 [13/12] <b>NAVY</b>	ACCN Extra	W, 89-55
16 [11/12] <b>FLORIDA A&amp;M</b>	ACCN Extra	W, 90-59
22 [11/11] vs. La Salle <sup>1</sup>		W, 57-46
25 [11/11] <b>NORTH FLORIDA</b>	RSN	W, 86-65
29 [10/13] at No. 12/12 Minnesota <sup>2</sup>	ESPN2	W, 86-81
<b>DECEMBER (6-1)</b>		
2 [10/13] vs. Princeton <sup>3</sup>	ESPNU	W, 80-52
5 [10/11] <b>BOSTON UNIVERSITY</b>	RSN	W, 69-54
16 [6/8] at George Washington	CBSSN	W, 59-50
23 [6/7] at Hawai'i <sup>4</sup>	ESPNU	W, 75-57
23 [6/7] vs. New Mexico State <sup>4</sup>	ESPN2	L, 54-63
25 [15/16] vs. Middle Tennessee <sup>4</sup>	ESPNU	W, 84-81
30 [15/16] at Pittsburgh*	ACCN	W, 67-53
<b>JANUARY (4-4)</b>		
3 [15/17] at Georgia Tech*	RSN	L, 54-64
7 [15/17] <b>No. 24/RV FLORIDA ST.*</b>	ESPNU	W, 80-74
13 [18/19] at No. 19/17 Clemson*	ESPNU	L, 63-72
15 [25/23] <b>No. 5/DUKE*</b>	ESPN	L, 75-83
21 [25/23] at NC State*	ACCN	W, 86-81
24 [RV/24] <b>LOUISVILLE*</b>	ESPN2	W, 78-75 (OT)
27 [RV/24] at Florida State*	ACCN	L, 94-103 (OT)
31 <b>PITTSBURGH*</b>	RSN	W, 69-57
<b>FEBRUARY (5-3)</b>		
3 at Virginia Tech*	ESPN	W, 84-75
7 [25/25] <b>WAKE FOREST*</b>	ESPN2	W, 87-81
10 [25/25] at Boston College*	RSN	L, 70-72
13 <b>No. 1/3 VIRGINIA*</b>	ESPN	L, 50-59
17 <b>SYRACUSE*</b>	CBS	L, 55-62
19 at Notre Dame*	ESPN	W, 77-74
24 <b>BOSTON COLLEGE*</b>	RSN	W, 79-78
27 at No. 9/9 North Carolina*	ESPN	W, 91-88
<b>MARCH</b>		
3 <b>VIRGINIA TECH*</b>	ESPN2	Noon
6-10 ACC Tournament <sup>5</sup>	ESPN/ESPN2/ACCN	

**BOLD CAPS** denotes home games at Watsco Center, Coral Gables, Fla.; [#/#] denotes Miami's AP/USA TODAY ranking  
<sup>1</sup>Exhibition; \* ACC game

<sup>1</sup> Reading, Pa.; <sup>2</sup> ACC/Big Ten Challenge

<sup>3</sup> Hoopball Miami Invitational, AmericanAirlines Arena (Miami, Fla.)

<sup>4</sup> Hawaiian Airlines Diamond Head Classic (Honolulu, Hawai'i)

<sup>5</sup> Barclays Center, Brooklyn, N.Y.

All times Eastern and subject to change

## MIAMI ATHLETICS COMMUNICATIONS

### Assistant AD for Communications & Content:

Andy Fledderjohann (MBB Contact)

Email: afledderjohann@miami.edu

Cell Phone: 434-906-0075

Twitter/Instagram/Facebook: @CanesHoops

GAME 30 • MARCH 3, 2018 • NOON ET • CORAL GABLES, FLA.



## MIAMI HURRICANES (21-8, 10-7 ACC)

**Head Coach:** Jim Larrañaga (Providence, 1971 [B.A.])

**Record at UM:** 160-77 (7th season), **Career Record:** 630-411 (34th season)

VS



## VIRGINIA TECH HOKIES (21-9, 10-7 ACC)

**Head Coach:** Buzz Williams (Oklahoma City, 1994)

**Record at VT:** 74-57 (4th season), **Career Record:** 227-143 (11th season)

### THINGS TO KNOW

- Starting guard Bruce Brown Jr. had surgery on Feb. 1 on a left-foot injury. He has missed the last nine games and is expected to be out for approximately six weeks.
- Since Brown went down, freshmen Chris Lykes (13.7) and Lonnie Walker (13.2) are Miami's leading scorers over the last nine contests.
- Miami, UNC, Duke and UVA are the only ACC schools to record six or more 20-win seasons in the last seven years.
- Walker (13.7) and Lykes (11.8) are scoring more than a third of Miami's points in ACC play.
- Miami has played the fewest home games of any ACC team (13).
- All but two of Miami's ACC games have been determined by 10 points or fewer.

### MIAMI-VIRGINIA TECH SERIES

Miami leads the series with Virginia Tech, 21-14.

UM topped the Hokies, 84-75, on Feb. 3 in Blacksburg.

The teams split their two games last year, with Miami prevailing 74-68 on Feb. 8 in Coral Gables.

Jim Larrañaga is 11-4 against Virginia Tech, in his career, including 5-1 in Coral Gables.

### SENIOR DAY

Miami will conduct Senior Day ceremonies prior to the final home game of the regular season on Saturday.

Ja'Quan Newton, Mike Robinson and Chris Stowell all will be feted.

UM also will honor senior managers Tyler Storch, Amanda Hequin and Cooper Tinsley.

### NOTING MIAMI'S ACC TOURNEY SCENARIOS

Miami already has clinched a Tuesday bye next week for the ACC Tournament. UM currently is tied with Virginia Tech and NC State for fifth in the ACC at 10-7.

With a win Saturday, the Canes potentially could earn a double bye and as high as the No. 3 seed in the tournament or as low as the 5-seed.

With a loss Saturday, UM would finish with the No. 6 or 7 seed in the tournament.

### MIAMI EARNS ANOTHER 20-WIN CAMPAIGN

Miami won its 20th game of the season last Saturday, its sixth 20-win campaign in seven years under Jim Larrañaga.

He is the first coach in program history to post six 20-win seasons. Bruce Hale (1954-67) recorded five 20-win campaigns from 1954-67.

Miami joins Duke, North Carolina and Virginia as the only ACC schools to own six or more 20-win seasons in the last seven years (Duke, UNC and UVA each have 7).

With its win at UNC Tuesday, Miami recorded its 10th ACC win and now has scored 10 or more league victories in five of Larrañaga's seven years. Prior to Larrañaga's arrival, Miami never had won 10 ACC games in a season.

### CLOSE GAMES THE NORM

All but two of Miami's 17 ACC games have been decided by 10 points or fewer.

Miami's last three games each have been determined by three points or fewer, with the last two coming down to the Canes' final shot. It's the first time UM has had three straight games come down to three points or fewer since the final three games of the 2014-15 season.

In seven of Miami's eight defeats, the Hurricanes have led or been within three points in the final four minutes of the second half.

The UVA game is the lone exception.

All of UM's losses this season have come by 10 points or fewer.

### TOUGH WEEK CAPS STRONG SLATE OF ACC FOES

Miami ends the regular season with Virginia Tech, the No. 33 team in the KenPom ratings (as of Friday).

The Canes have played 11 conference games against teams that are currently ranked in the KenPom top-55.

Miami is No. 35 in the latest KenPom ratings.

The Hurricanes have played Florida State twice (38), Virginia (1), Duke (3), North Carolina (8), Clemson (17), Notre Dame (31), Virginia Tech, Louisville (34), NC State (42) and Syracuse (52) in conference action.

## PROJECTED STARTING LINEUP

Pos.	No.	Name	Yr.	Ht.	Wt.	PPG	RPG	APG	Of Note
G	0	Ja'Quan Newton	Sr.	6-3	191	8.5	2.4	2.8	1 of 5 players in UM history with 1,100 pts, 300 assts
G	2	Chris Lykes	Fr.	5-7	161	9.2	1.1	2.2	Averaging 11.8 ppg, 2.9 apg in ACC play
G	3	Anthony Lawrence II	Jr.	6-7	210	9.0	6.8	2.4	Recorded back-to-back double-doubles vs. Pitt, VT
G	4	Lonnie Walker IV	Fr.	6-5	204	11.5	2.6	1.9	Averaging team-leading 13.7 ppg in ACC play
F	20	Dewan Huell	So.	6-11	236	11.6	6.7	0.5	Five double-doubles this season
<b>RESERVES</b>									
G	1	Dejan (DJ) Vasiljevic	So.	6-3	203	8.9	2.5	0.4	Owens team-high 60 3-point FG this season
G	5	Mike Robinson	Sr.	5-10	170	0.6	0.0	0.2	Walk-on; has played in 23 career games
G	11	Bruce Brown Jr.	So.	6-5	205	11.3	7.1	3.9	Had surgery on Feb. 1 (left foot); out approx. 6 weeks
C	14	Rodney Miller Jr.	So.	7-0	255	1.0	0.5	0.0	2 points, 3 rebounds at Virginia Tech
C	15	Ebuka Izundu	Jr.	6-10	235	4.8	3.6	0.2	14 pts, 8 rebs in first start of season at Notre Dame
F	21	Sam Waardenburg	R-Fr.	6-10	217	3.8	2.8	0.3	13-of-27 (.481) from 3-point range this season
F	35	Chris Stowell	Sr.	6-6	208	0.0	0.2	0.0	Walk-on; has played in 24 career games



### WALKER STEPS UP IN CONFERENCE PLAY

Freshman guard Lonnie Walker IV has averaged a team-high 15.3 points as well as 2.6 rebounds and 2.6 assists in the last 13 games.

He scored in double figures in 12 of those 14 games.

In his 15 starts this year (14 in ACC play), Walker is averaging 15.5 ppg, 2.7 rpg and 2.5 apg.

Walker is the ACC's sixth-leading freshman scorer this season (11.5) and ranks fifth among rookies in scoring in conference games (13.7).

Walker scored 19 points in his first three ACC games combined and averaged 8.5 points per game in the non-conference portion of the schedule.

### ROOKIES PUTTING UP STRONG NUMBERS

Lonnie Walker and Chris Lykes are the top-scoring Miami freshman duo in the ACC era. They rank among the top-scoring Miami freshmen in this time (beginning with the 2004-05 season).

Walker (13.7) and Lykes (11.8) have combined to score more than a third of Miami's points in conference play (74.1 total).

The top scoring seasons from Miami freshmen since the 2004-05 season:

Rk	Player (Season)	Games	Pts	Avg
1.	Bruce Brown Jr. (2016-17)	33	391	11.8
2.	Durand Scott (2009-10)	28	339	10.3
3.	<b>Lonnie Walker IV (2017-18)</b>	<b>29</b>	<b>335</b>	<b>11.6</b>
4.	<b>Chris Lykes (2017-18)</b>	<b>29</b>	<b>276</b>	<b>9.5</b>
5.	Dwyane Collins (2006-07)	32	274	8.6

### LYKES SOLID IN CONFERENCE PLAY

Chris Lykes is Miami's leading scorer over the last nine games, averaging 13.7 points per game while reaching double figures seven times.

Lykes is averaging 11.8 points (second on team) and 2.9 assists per game in conference play. He has reached double figures in 11 ACC games and 14 total.

### MEDIA INFORMATION COVERING THE CANES

All interview requests for coaches or student-athletes must be approved and cleared by Andy Fledderjohann in the UM Communications office. Please provide at least one day to coordinate interviews.

Any misuse of credentials will result in removal from the Watsco Center and the permanent voiding of the credential.

The Miami locker room is closed at all times. For home games, head coach Jim Larrañaga and at least one UM player will report to the media room for interviews following the opposing team's press conference.

### PRESS CREDENTIALS

Media members interested in obtaining season or game credentials should apply online at [www.sportssystem.com/miami/basketball](http://www.sportssystem.com/miami/basketball).

Credential requests should be submitted no later than seven days prior to the game. Credentials that cannot be mailed will be held for pickup at the will call table at Watsco Center, located in the loading dock. You must have a press pass to be admitted to the media area and the press room.

### PHOTO CREDENTIALS

All photographers and camera operators must wear a visible credential issued by the Miami Athletics Communications Department. Photographers work from the baselines at both ends of the court at Watsco Center. Live television is given top priority for courtside space.

He scored a team-high 18 points against UNC, one off his career high, which was set Feb. 13 against UVA.

Lykes recorded 15 points last Saturday versus BC, including 11 in the final four minutes in the Canes' wild comeback victory.

### ROAD SUCCESS

Miami thrived on the road this season, going 8-4 in true road games. The Canes are one of nine Power 5 schools this season with at least eight road wins.

Counting neutral-site games, Miami is 11-5 away from home this season.

Miami is 48-36 in true road games in seven years under Jim Larrañaga, including 31-31 in ACC action.

Miami's total of 31 road wins in conference play since the 2011-12 season ranks fourth behind Virginia (39), North Carolina (38) and Duke (37).

### BALANCE ON OFFENSE

Miami has no one in the ACC's top 25 in scoring, but seven Canes are averaging at least 8.5 points per game.

Dewan Huell (11.7 ppg) leads the team in scoring while Lonnie Walker (11.6) and Bruce Brown (11.4) are just behind him. Chris Lykes (9.5), Anthony Lawrence (8.9), DJ Vasiljevic (8.9) and Ja'Quan Newton (8.7) are all averaging over eight points per game.

Miami has put at least four players in double figures in scoring in 15 games this season.

### BROWN OUT WITH LEFT-FOOT INJURY

Bruce Brown Jr. was diagnosed with a left-foot injury on Jan. 29 and had surgery Feb. 1.

He has not played in the last nine games and will miss approximately six weeks. He is scheduled to be re-evaluated on March 12.

Brown is averaging 11.4 points (third on team) as well as a team-high 7.1 rebounds and 4.0 assists this season.

At the time of his injury, he was the second-leading rebounder among ACC guards (12th overall).

### HUELL CONTINUES BREAKOUT SOPHOMORE SEASON

Sophomore center Dewan Huell has more than doubled his numbers in scoring and rebounding from his freshman campaign.

He leads the team in scoring at 11.7 ppg (5.6 last year) and is averaging 6.7 rebounds per game (3.1 last year).

Huell ranks 14th in the conference in rebounding.

He has scored in double figures in 19 games and recorded the first five double-doubles of his career.

### LAST MEETING: MIAMI 84, VIRGINIA TECH 75 (FEB. 3, 2017)

Anthony Lawrence II recorded 25 points and 13 rebounds – both career highs – as Miami held off Virginia Tech, 84-75, on Feb. 3 in Blacksburg.

Miami shot 50.9 percent, including 10-of-21 from 3-point range.

DJ Vasiljevic and Lonnie Walker IV added 14 points each, while Ja'Quan Newton scored a dozen.

Miami shot 58.6 percent in the first half to grab a 12-point halftime lead. UM out-rebounded the Hokies 41-28.

### LAST TIME OUT: MIAMI 91, UNC 88

Ja'Quan Newton hit a buzzer-beating 3-pointer on the run from 40 feet to lift Miami to a 91-88 win at No. 9 North Carolina Tuesday evening.

Newton scored Miami's final seven points, going 4-for-4 at the free-throw stripe, and finished with 15.

Chris Lykes led Miami with 18 points, while UM put six players in double figures.

UNC rallied from a 16-point second half deficit

### CAREER STATISTICS VS. VIRGINIA TECH

	GP-S	PPG	RPG	APG	BPG	SPG
Brown	2-2	5.0	4.0	4.5	0.0	1.0
Huell	3-2	2.0	3.3	0.0	1.5	0.0
Izundu	5-1	3.0	1.0	0.2	0.2	0.2
Lawrence	6-2	11.0	5.0	1.2	0.8	0.8
Lykes	1-1	6.0	2.0	0.0	0.0	0.0
Miller	1-0	2.0	3.0	0.0	1.0	0.0
Newton	4-1	10.0	3.0	3.3	0.3	0.8
Robinson	1-0	0.0	0.0	0.0	0.0	0.0
Stowell	1-0	0.0	0.0	0.0	0.0	0.0
Vasiljevic	3-1	9.3	1.0	0.0	0.0	0.0
Waardenburg	1-0	3.0	5.0	0.0	1.0	0.0
Walker	1-1	14.0	3.0	3.0	2.0	2.0

and tied the game with 4.1 seconds remaining on a 3-pointer from Joel Berry, who finished with a game-high 31 points.

Both teams shot 54 percent from the field. Miami hit 12-of-13 from the charity stripe, while UNC was 13-for-20.

### NEWTON MOVES UP IN MIAMI RECORD BOOKS

Senior Ja'Quan Newton is one of five players in Miami history with at least 1,100 points and 300 assists.

Newton eclipsed the 1,000-point plateau in his Miami career on Jan. 3 at Georgia Tech and now has scored 1,115 career points (31st in program history).

He is the 38th Hurricane and one of nine active ACC players to crack the 1,000-point barrier.

Newton owns the 10th-most assists in program history with 304 and is tied for eighth in career games played with 124.

### Career Scoring at Miami

- Rick Barry (1962-65).....2,298
- 
28. Constantin Popa (1991-95).....1,132
29. Rion Brown (2010-14).....1,124
30. Sheldon McClellan (2014-16).....1,120
- 31. Ja'Quan Newton (2014-present) .....1,115**

### Career Assists at Miami

- Vernon Jennings (1996-2000).....520
- 
9. Steven Edwards (1992-96).....312
- 10. Ja'Quan Newton (2014-present) .....304**

### Miami Players with 1,100 Points/300 Assists

- Durand Scott (2009-13).....1,650/404
- Steven Edwards (1992-96).....1,393/312
- John Salmons (1998-2002).....1,287/429
- Kevin Preston (1985-89).....1,156/412
- Ja'Quan Newton (2014-18).....1,115/304**

### IZUNDU STEPS INTO BIGGER ROLE

Ebuka Izundu started two of the last three games as Miami went with a bigger starting lineup. He has averaged 10 points and 6.3 rebounds per game in the last three contests.

Izundu made his first start of the season on Feb. 19 at Notre Dame, coming up big with 14 points and eight rebounds in a season-high 26 minutes of action.

Izundu entered with 11:51 left in the game and did not come back out. He played the final 7:51 with four fouls.

In the game's final 10 minutes, he recorded 10 points, five rebounds (three offensive), two steals and two blocks. His offensive board and putback with 11 seconds remaining sealed the win.

He recorded 12 points and five rebounds – all in the first half – on Tuesday against UNC.



## QUICK FACTS

Location	Coral Gables, Fla.
Enrollment	17,021
Founded	1925
Nickname	Hurricanes
Colors	Orange (PMS 1665), Green (3435) and White
President	Dr. Julio Frenk
Director of Athletics	Blake James
Conference	Atlantic Coast
Arena/Capacity	Watsco Center/7,972
Press Row	305-284-2111

## COACHING STAFF

Head Coach	Jim Larrañaga (Providence, '71)
Record at Miami	160-77 (7th season)
Career Record	630-411 (34th season)
Assoc. Head Coach	Chris Caputo (Westfield [Mass.] State, '02)
Assistant Coach	Jamal Brunt (Randolph Macon, '03)
Assistant Coach	Adam Fisher (Penn State, '06, '09)
Dir of Basketball Ops.	Lamont Franklin (UNC Wilmington, '97)
Associate Director of Ops	Jeff Dyer (Delaware, '14)
Player Development Asst.	Chaisson Allen (Northeastern, '11)
Strength & Conditioning Coach	Steve Felde (Concordia, '03)
Assistant Athletic Trainer	Javier Jimenez (Temple, '06)

## PROGRAM HISTORY

First Year of Basketball	1926
All-Time Record	1,031-747 (.579)
Under Jim Larrañaga	160-77 (.674; 7 years)
All-Time ACC Record	117-118 (.496)
Under Jim Larrañaga	74-49 (.598)
ACC Regular-Season Championships	1 (2013)
ACC Tournament Championships	1 (2013)
NCAA Tournament Appearances	9
1960, 1998, 1999, 2000, 2002, 2008, 2013, 2016, 2017	
All-Time Record in NCAA Tournament	8-9
Last NCAA Postseason Finish	2017 First Round
NIT Appearances	12
1961, '63, '64, '95, '97, 2001, '05, '06, '09, '11, '12, '15	
All-Time Record in NIT	11-12
Last NIT Finish	2015 Runner-Up

## CANES IN PRO BASKETBALL/FOOTBALL

### Years at Miami in parentheses

#### NBA

Shane Larkin (2011-13)	Boston Celtics
Trey McKinney Jones (2011-13)	Indiana Pacers
Davon Reed (2013-17)	Phoenix Suns

#### NFL

Jimmy Graham (2005-09)	Seattle Seahawks
Erik Swoope (2010-14)	Indianapolis Colts

#### G-League

DeQuan Jones (2008-12)	Fort Wayne Mad Ants
Kamari Murphy (2015-17)	Long Island Nets
Durand Scott (2009-13)	Memphis Hustle

#### International

Garrus Adams (2009-14)	Bashkimi (Kosovo)
Rion Brown (2010-14)	Dijon (France)
Ivan Cruz Uceda (2014-16)	Real Betis Energia Plus (Spain)
Guillermo Diaz (2003-06)	San Lorenzo de Almagra (Argentina)
Julian Gamble (2008-13)	Telekom Baskets Bonn (Germany)
Malcolm Grant (2009-12)	Nevezis Kedainiai (Lithuania)
Tonye Jekiri (2012-16)	Oostende (Belgium)
Reggie Johnson (2009-13)	Mono Vampire Bangkok (Thailand)
Kenny Kadji (2011-13)	Tofaş (Turkey)
Angel Rodriguez (2014-16)	Maccabi Haifa (Israel)

## DJ FROM 3

DJ Vasiljevic has hit on 25 of his 54 3-point attempts over the last 10 games (.463) and has connected on at least one 3-pointer in each game in that stretch.

Vasiljevic was 2-for-2 on Tuesday at UNC and leads the team with 60 3-pointers this season. He is eighth in the ACC in 3-point shooting at 39.7 percent.

Vasiljevic was 5-for-26 (.192) from 3-point range and averaged 2.9 ppg in the first seven ACC contests.

## WALKER THRICE NAMED ACC ROOKIE OF WEEK

Lonnie Walker IV was named the ACC Co-Rookie of the Week for the second straight week on Feb. 5. It was Walker's third such honor (Dec. 11, Jan. 29), the second most of any player in program history (Durand Scott, four in 2009-10).

Only Marvin Bagley III (Duke) has claimed the distinction more this season (six times).

## SHARE THE ROCK

Miami has a team goal of recording 16 assists in every game. The Canes are 6-1 this year when recording 16 or more assists. In all but one of its eight losses, UM had 12 or fewer assists.

The Hurricanes had 26 assists on 34 field goals on Jan. 24 at NC State. It marked Miami's most assists in any conference game since joining the ACC in 2004-05 (previous was 24 against Duke in 2016).

It also was the Hurricanes' most assists under Jim Larranaga and the program's most since recording 26 against Nova Southeastern on Nov. 16, 2009.

## VALUE THE ROCK

Miami ranks third in the ACC and 30th nationally in fewest turnovers with 330 (11.4/game).

UM has committed 10 turnovers or fewer in six of its last nine games and eight times in ACC play.

The Canes matched a season low with seven turnovers against Syracuse and had just 10 at UNC.

## THE NUMBERS ON DEFENSE

Miami is ranked No. 40 nationally in adjusted defensive efficiency by KenPom.

The Hurricanes are third among ACC teams in 3-point field goal defense, limiting opponents to 32.6 percent shooting from long distance.

Miami's defensive numbers and rankings:

Category	Total	ACC Rank	NCAA Rank
Scoring Defense	67.6	4	55
Opp FG %	.430	10	121
Opp 3FG %	.326	3	54

## HOLDING OPPONENTS UNDER 60

Miami has held 11 of its opponents to fewer than 60 points.

UM is 79-9 in seven seasons under Jim Larrañaga, including 10-1 this year, when limiting its opponent to fewer than 60 points.

Miami limited four straight opponents to fewer than 60 points to open the season. That marked the second time that has happened in the Jim Larrañaga era.

The other was a six-game stretch from Dec. 25, 2012 to Jan. 16, 2013.

## YOUTH MOVEMENT

Miami features a young group this season. Seven of the Hurricanes' 10 active scholarship players are underclassmen.

Ja'Quan Newton is the lone scholarship senior. In ACC play, Miami has six underclassmen averaging at least 15 minutes per game, including freshmen Lonnie Walker (31.5), Chris Lykes (24.3) and Sam Waardenburg (16.4).

Walker (13.7 ppg) and Lykes (11.8) join sophomore

## HEADING DOWN THE STRETCH ...

	Miami	Va. Tech
RPI	24	47
KenPom	35	32
BPI	32	29
Sagarin	29	34
SOS	49	75
vs. Quadrant 1	5-5	5-6
vs. Quadrant 2	2-2	4-2
vs. Quadrant 3	7-1	4-1
vs. Quadrant 4	7-0	8-0

## Quadrant Key (with RPI numbers):

**Q1:** H: 1-30, N: 1-50, A: 1-75

**Q2:** H: 31-75, N: 51-100, A: 76-135

**Q3:** H: 76-160, N: 101-200, A: 136-240

**Q4:** H: 161+, N: 201+, A: 241+

\*\*NOTE: numbers as of NCAA's Thursday report

Bruce Brown (11.8) as Miami's leading scorers in conference action.

## WALKER'S UL/FSU OUTINGS AMONG BEST AT UM

Two of Lonnie Walker's ACC scoring performances rank among the best ever by a UM rookie in ACC play.

His 25-point outing against Louisville and 23-point game against FSU mark two of the top six scoring games by a Miami rookie in 14 seasons of conference play in the ACC (since 2004-05 season).

Top scoring performances by Miami freshmen in ACC games:

Pts	Player/Opponent	Date
30	Bruce Brown Jr. vs. UNC	1/28/17
29	Durand Scott at UNC	3/2/10
25	Lonnie Walker IV vs. Louisville	1/24/18
25	Bruce Brown Jr. vs. Duke	2/25/17
24	Dwayne Collins at BC	1/16/07
23	Lonnie Walker IV at FSU	1/27/18

## MIAMI ALUM MCKINNEY-JONES JOINS PACERS

Former Miami standout guard Trey McKinney Jones signed a 10-day contract with the Indiana Pacers last Wednesday. This marks McKinney Jones' first time on an active NBA roster.

McKinney Jones is the fourth former Hurricane player to spend time on an NBA roster this season, joining Shane Larkin (Celtics), Sheldon Mac (Washington Wizards) and Davon Reed (Phoenix Suns).

Reed made his NBA debut with the Phoenix Suns on Jan. 14 against the Indiana Pacers.

McKinney Jones played at Miami from 2011-13 and was a captain on Miami's 2013 ACC Championship team, playing in all 36 games as the Hurricanes reached the Sweet 16. He finished sixth in career 3-point percentage at Miami, hitting on 38.5 percent of his attempts.

## 3-POINT BONANZA

Miami hit a school-record 17 3-pointers on Jan. 27 at Florida State, topping the previous mark of 15, which was set four times previously.

The Canes' 17 3-point field goals are the most in an ACC game since Wake Forest made 18 against Clemson on Feb. 13, 2002.

Miami attempted 34 3-pointers, two shy of the program record.

DJ Vasiljevic matched a career high with six 3-pointers, while Anthony Lawrence and Lonnie Walker each nailed four.



## IN THE POLLS (FEB. 26)

### ASSOCIATED PRESS

Rk	Team	Record	Points
1	Virginia (48)	26-2	1,608
2	Michigan State (17)	28-3	1,571
3	Xavier	25-4	1,422
4	Villanova	25-4	1,416
5	Duke	24-5	1,362
6	Kansas	23-6	1,272
7	Gonzaga	27-4	1,231
8	Purdue	26-5	1,178
9	North Carolina	22-7	1,140
10	Cincinnati	25-4	1,013
11	Wichita State	23-5	945
12	Texas Tech	22-7	887
13	Ohio State	24-7	791
14	Auburn	24-5	781
15	Michigan	24-7	753
16	Tennessee	21-7	564
17	Rhode Island	23-4	558
18	Clemson	21-7	499
19	Arizona	22-7	450
20	West Virginia	21-8	429
21	Nevada	25-5	386
22	Saint Mary's	27-4	318
23	Kentucky	20-9	174
24	Middle Tennessee	23-5	144
25	Houston	22-6	45

**Others receiving votes:** TCU 41, Butler 34, St. Bonaventure 29, NC State 28, Creighton 26, Loyola-Chicago 8, USC 7, Florida State 4, Seton Hall 3, Arkansas 3, **Virginia Tech 2**, Florida 1, Boise State 1, Oklahoma 1

### USA TODAY COACHES

Rk	Team	Record	Points
1	Virginia (17)	26-2	785
2	Michigan State (15)	28-3	781
3	Duke	24-5	690
4	Xavier	25-4	683
5	Villanova	25-4	670
6	Kansas	23-6	644
7	Gonzaga	27-4	593
8	Purdue	26-5	587
9	North Carolina	22-7	550
10	Cincinnati	25-4	492
11	Wichita State	23-5	436
12	Texas Tech	22-7	421
13	Michigan	24-7	384
14	Ohio State	24-7	378
15	Auburn	24-5	316
16	Rhode Island	23-4	301
17	Tennessee	21-7	290
18	Clemson	21-7	248
19	West Virginia	21-8	223
20	Saint Mary's	27-4	195
21	Nevada	25-5	170
22	Arizona	22-7	166
23	Middle Tennessee	23-5	81
24	Creighton	20-9	66
25	Kentucky	20-9	60

**Others receiving votes:** Houston 51, Arizona State 22, TCU 17, Butler 14, **Virginia Tech 12**, Florida 10, NC State 10, Nebraska 8, New Mexico State 7, Florida State 7, Loyola-Chicago 7, **Miami 6**, St. Bonaventure 6, Oklahoma 4, Louisiana 3, Texas A&M 2, Seton Hall 2, Arkansas 2

2017-18 Miami opponents listed in *italics*

## SELLING OUT THE WATSCO CENTER

Miami has sold out its season ticket allotment for all home games at the Watsco Center for the third straight year.

Fans have bought over 5,500 season tickets for each of the last three years, more than doubling the total number of season tickets sold in Jim Larrañaga's first season in Coral Gables.

### Season Tickets Per Year (Under Larrañaga)

2017-18: 5,986	2016-17: 5,965	2015-16: 5,500
2014-15: 3,427	2013-14: 3,674	2012-13: 2,372
2011-12: 2,251		

## THE WATSCO ADVANTAGE

Miami has defended its home turf well in recent years, winning 37 of its last 42 games at the Watsco Center. The Hurricanes are 87-25 (.777) at home under Jim Larrañaga.

In 16 years at the Watsco Center (formerly BankUnited Center), Miami is 182-69 (.725).

In seven seasons under Larrañaga, Miami is 43-18 in ACC action at home and 44-7 in non-conference play. In both 2012-13 and 2015-16, the Canes had just one loss at Watsco Center.

Miami also owns 16 straight home non-conference wins, dating to a 78-77 loss to Northeastern on Nov. 27, 2015.

### Miami at Watsco Center Under Jim Larrañaga

Year	Overall	N-C	ACC
2011-12	14-4	8-2	6-2
2012-13	14-1	6-0	8-1
2013-14	8-8	5-2	3-6
2014-15	12-6	7-2	5-4
2015-16	15-1	6-1	9-0
2016-17	14-2	7-0	7-2
2017-18	10-3	5-0	5-3
<b>Totals</b>	<b>87-25</b>	<b>44-7</b>	<b>43-18</b>

## BROWN JOINS ELITE TRIPLE-DOUBLE COMPANY

Bruce Brown Jr. started off his sophomore season with a great all-around performance against Gardner-Webb, recording his second career triple-double, the third in school history and the 31st in ACC history.

Brown became just the sixth player in the league's storied history to earn a pair of triple-doubles.

He reached the status at the 5:36 mark of the second half with a field goal for his ninth and 10th points.

As part of the opener, Brown matched his career high in assists and fell one shy of his high in rebounds.

### Players with Two Triple-Doubles in ACC History

Tree Rollins, Clemson (1977, 1979)
Ralph Sampson, Virginia (1979)
Derrick Lewis, Maryland (1987)
Sharone Wright, Clemson (1992, 1993)
Dennis Smith Jr., NC State (2017)
<b>Bruce Brown Jr., Miami (2016, 2017)</b>

### Triple-Doubles in Program History

1. Anthony King vs. Florida Atlantic, 11/29/04  
*11 points, 10 rebounds, 13 blocks*
2. **Bruce Brown Jr.** vs. South Carolina State, 12/6/15  
*11 points, 11 rebounds, 10 assists*
3. **Bruce Brown Jr.** vs. Gardner-Webb, 11/10/17  
*10 points, 11 rebounds, 10 assists*

## ACC OPERATION BASKETBALL

### 2017-18 PRESEASON POLL (First-place votes in parentheses) Team & Points

1. Duke (57) - 1020
2. North Carolina (7) - 921
3. Notre Dame (4) - 852
4. **Miami (1) - 809**
5. Louisville - 733
6. Virginia - 690
7. Virginia Tech - 549
8. Florida State - 519
9. Georgia Tech - 468
10. Syracuse - 420
11. Wake Forest - 378
12. NC State - 310
13. Clemson - 289
14. Boston College - 181
15. Pittsburgh - 141

### 2017-18 Preseason All-ACC Team (votes in parentheses) First Team

- Bonzie Colson, Notre Dame (64)  
Grayson Allen, Duke (60)  
Joel Berry II, North Carolina (58)  
Marvin Bagley III, Duke (26)  
Ben Lammers, Georgia Tech (25)

### Second Team

- Bruce Brown Jr., Miami (22)**  
Quentin Snider, Louisville (12)  
Deng Adel, Louisville (12)  
Josh Okogie, Georgia Tech (11)  
Jerome Robinson, Boston College (11)

### ACC Preseason Player of the Year

- Bonzie Colson, Notre Dame (49)  
Grayson Allen, Duke (9)  
Joel Berry II, North Carolina (9)  
**Bruce Brown Jr., Miami (1)**  
Jerome Robinson, Boston College (1)

### ACC Preseason Rookie of the Year

- Marvin Bagley III, Duke (58)  
**Lonnie Walker IV, Miami (3)**  
Lavar Batts Jr., NC State (2)  
M.J. Walker, Florida State (2)  
Jalek Felton, North Carolina (1)  
Aamir Simms, Clemson (1)  
Oshae Brissett, Syracuse (1)  
De'Andre Hunter, Virginia (1)

## MIAMI IN THE POLLS

Date	AP	USA Today	RPI	KenPom
Pre	13	12	-	-
Nov. 13	11	12	-	-
Nov. 20	11	11	-	-
Nov. 27	10	13	-	-
Dec. 4	10	11	46	14
Dec. 11	6	8	51	15
Dec. 18	6	7	39	14
Dec. 25	15	16	30	17
Jan. 1	15	17	22	18
Jan. 8	17	19	22	26
Jan. 15	25	23	20	30
Jan. 22	RV	24	19	28
Jan. 29	RV	RV	17	29
Feb. 5	25	25	19	28
Feb. 12	RV	RV	25	36
Feb. 19	NR	RV	37	44
Feb. 26	NR	RV	31	41



### LARRAÑAGA TOPS ACC EXPECTATIONS

In each of Jim Larrañaga's first six seasons, Miami finished the year in a standing that exceeded its preseason ACC ranking.

Miami was picked fourth in the preseason coaches' poll behind Duke, UNC and Notre Dame. The Hurricanes' preseason ACC rankings, followed by their finishes, under Larrañaga:

2016-17 - 9th - t-7th	2015-16 - 5th - t-2nd
2014-15 - 10th - t-6th	2013-14 - 12th - 10th
2012-13 - 5th - 1st	2011-12 - 5th - t-4th

### BEST START IN 10 YEARS

With a 10-0 start to the season, Miami earned its best start to a season since the 2007-08 team opened with 12 straight wins.

It was the best start in the Jim Larrañaga tenure, topping an 8-0 start in 2014-15, and the third best in program history.

This is the fourth straight year the Hurricanes have started at least 4-0 and the fifth time in seven years under Larrañaga.

### CANES WELCOME STRONG CLASS OF ROOKIES

Miami added three high-touted newcomers this year in Deng Gak, Chris Lykes and Lonnie Walker IV. Each was an ESPN Top 100 recruit last season.

A 2017 McDonald's All-American and consensus top-20 recruit, Walker IV was among 20 players named to the preseason watch list for the 2018 Jerry West Shooting Guard of the Year Award.

Walker was tabbed the "most exciting freshman in America" by ESPN.com's Myron Medcalf prior to the season.

Lykes was ESPN's No. 45 recruit, while Gak was rated No. 91. Gak is redshirting this season.

### 2017-18 ROSTER HAS SIX TOP-100 RECRUITS

Miami signed three ESPN Top 100 recruits for the class of 2017, including No. 18 Lonnie Walker from Reading, Pa., No. 46 Chris Lykes from Mitchellville, Md., and No. 92 Deng Gak from Blirstown, N.J.

The trio joins former ESPN Top 100 Hurricanes Bruce Brown (No. 26 in 2016), Dewan Huell (No. 28 in 2016) and Ja'Quan Newton (No. 58 in 2014) in the fall of 2017. In just seven seasons at The U, Larrañaga has recruited six of Miami's 11 ESPN Top 100 players since 2007.

### ESPN Top 100 Players on 2017-18 Roster

18 Lonnie Walker - 2017	26 Bruce Brown - 2016
46 Chris Lykes - 2017	28 Dewan Huell - 2016
92 Deng Gak - 2017	58 Ja'Quan Newton - 2014

### Miami's ESPN Top 100 Players Since 2007

18 Lonnie Walker - 2017	53 Edwin Rios - 2007
26 Bruce Brown - 2016	58 Ja'Quan Newton - 2014
28 Dewan Huell - 2016	83 Garrus Adams - 2009
28 DeQuan Jones - 2008	88 Donnavan Kirk - 2009
43 Durand Scott - 2009	92 Deng Gak - 2017
46 Chris Lykes - 2017	

Recruits under Larrañaga are in *italics*

### BEST PRESEASON RANKING IN PROGRAM HISTORY

Ranked in the preseason polls for the first time since 2008-09, Miami was No. 13 in the preseason Associated Press poll. It marked the highest preseason AP ranking in program history. Miami also was No. 12 in the USA Today Coaches poll.

It is the third time Miami is among the top 25 teams to start the season. The Canes were ranked No. 25 prior to the 1999-2000 campaign and No. 17 heading into the 2008-09 season.

### ACC PRESEASON POLL

Miami was picked fourth in the 2017-18 ACC Coaches Preseason Poll, the Hurricanes' highest standing in the poll in Jim Larrañaga's seven years at the helm and matching their highest at any point during their 14 years in the ACC (fourth in 2008-09).

In each of Larrañaga's first six seasons, Miami finished the year in a standing that exceeded their preseason rank.

### MIAMI EARNS HIGH GSR NUMBERS

Miami's men's basketball team posted an exemplary Graduation Success Rate (GSR), in the latest numbers released on Nov. 8 by the NCAA. Miami recorded a 92 percent GSR, which is based on the four entering classes from 2007-08 through 2010-11.

In addition, the UM football (83 percent), women's basketball (92 percent) and baseball (83 percent) programs all posted GSR totals above the NCAA average.

The NCAA Graduation Success Rate (GSR) was developed in response to college and university presidents suggesting that graduation data more accurately reflect the mobility among college students today. The GSR measures graduation rates at Division I institutions and includes students transferring into the institutions. The GSR also allows institutions to subtract student-athletes who leave their institutions prior to graduation as long as they would have been academically eligible to compete had they remained.

### BROWN, WALKER EARN PLAUDITS FROM ESPN.COM

In October, ESPN.com listed Bruce Brown as the best college shooting guard draft prospect for the 2018 NBA Draft. Lonnie Walker was tabbed second best.

They were the lone teammates on the 10-man list.

Brown and Walker were listed 12th and 13th, respectively on ESPN's top 100 draft prospects for 2018, as Miami was one of 13 college teams to have multiple players on the list.

### VASILJEVIC LOOKS TO BUILD ON BIG SUMMER

Sophomore G DJ Vasiljevic had a strong summer playing internationally with Australia's Emerging Boomers at the World University Games in Taipei.

The Melbourne native averaged 21.5 points a game on 45.3 percent shooting from the field in eight games in the tournament.

Vasiljevic scored 20-plus points and led the team in scoring in five of the eight games as the Emerging Boomers finished ninth in the field.

He closed out play with a 28-point performance in a 101-96 win over Canada.

### COACHING COORDINATORS

Miami's assistant coaching staff is set up in a coordinator system. Jamal Brunt serves as the offensive coordinator, while Chris Caputo handles the defense. Adam Fisher manages the scout for every opponent.

### MILES WILSON JOINS MIAMI PROGRAM

Jim Larrañaga added Miles Wilson to the Hurricanes' incoming class of 2017. A 6-foot-5-inch transfer from Mount St. Mary's, Wilson will sit out the 2017-18 season because of NCAA transfer rules, then have three years of eligibility with the Hurricanes.

Wilson averaged 11.8 points per game and 3.9 rebounds in 28.9 minutes per game and was named to the Northeast Conference All-Rookie Team.

In the NCAA Tournament's First Four, Wilson scored 17 points and grabbed 11 rebounds in a 67-66 win over New Orleans before recording a game-high 22 points with seven rebounds against top-seeded Villanova.

### MIAMI'S RECORD WHEN ...

Record	2017-18		Larranaga	
	All	ACC	At UM	ACC
All games	21-8	10-7	160-77	74-49
Home	10-3	5-3	86-25	43-18
Away	8-4	5-4	48-36	31-31
Neutral	3-1	-	26-16	-
November	6-0	-	35-9	-
December	6-1	1-0	33-10	2-1
January	4-4	4-4	30-22	28-22
February	5-3	5-3	38-21	38-21
March	-	-	24-14	7-5
April	-	-	-	0-1
vs. Top-10 opponents	1-2	1-2	8-15	7-12
vs. Top-25 (includes Top-10)	3-3	2-3	19-34	13-25
vs. RV opponents (either poll)	2-1	2-1	13-5	6-2
vs. Teams over .500 on game day	13-7	8-6	102-69	55-43
vs. Teams under .500 on game day	5-1	2-1	36-7	15-6
vs. Teams at .500 on game day	3-0	-	18-1	4-0
While UM in Top 25	16-6	5-5	58-23	29-17
While UM is RV (only)	5-2	5-2	44-15	19-9
Leading at halftime	15-1	8-1	121-17	53-14
Trailing at halftime	2-5	2-4	30-55	17-31
Tied at halftime	4-2	0-2	9-5	3-4
In overtime games	1-1	1-1	8-8	5-4
Single overtime	1-0	1-0	5-6	3-2
Double overtime	0-0	-	3-1	2-1
Leading w/2:00 left in regulation	19-1	8-1	147-9	67-5
Trailing w/2:00 left in regulation	2-7	2-6	11-65	6-43
Tied w/2:00 left in regulation	0-0	-	2-1	0-1
UM shoots 50% or better from field	14-1	5-1	66-6	24-3
UM shoots 40-49% from field	5-1	4-1	76-25	41-21
UM shoots under 40% from field	2-6	1-5	19-46	9-25
Opp. shoots 50% or better from field	5-3	4-3	14-27	9-17
Opp. shoots 40-49% from field	8-3	5-3	68-32	36-20
Opp. shoots under 40% from field	8-2	1-1	80-17	30-11
UM shoots 70% or better from line	9-4	7-3	98-39	46-24
UM shoots less than 70% from line	12-3	3-3	62-37	37-23
UM makes more 3-point FGs	14-4	6-4	86-32	40-26
UM makes fewer 3-point FGs	4-3	2-2	47-32	24-19
3-point FGs are even	3-1	2-1	18-6	10-4
4+ Canes in double figures	12-3	7-3	81-16	35-12
3 Canes in double figures	7-2	3-1	59-28	31-13
2 or fewer Canes in double figures	2-3	0-3	20-33	8-24
Outrebounding opponent	13-2	5-2	105-26	42-18
Opp. outrebounds UM	8-5	5-4	48-50	29-30
Tied in rebounds	0-1	0-1	6-1	3-1
UM records 10 or more steals	0-2	0-2	21-6	7-3
UM records 15 or more assists	10-1	3-1	52-5	23-4
UM commits fewer than 15 turnovers	18-6	8-5	136-62	63-41
UM commits 15 or more turnovers	3-2	2-2	22-9	9-8
UM commits fewer turnovers than opp.	14-3	6-3	87-29	41-17
UM commits more turnovers than opp.	6-3	3-2	55-33	24-22
Tied in turnovers	1-2	0-2	15-14	9-10
UM scores 59 points or fewer	2-4	0-3	13-38	7-24
UM scores 60-69 points	3-1	2-1	41-24	22-12
UM scores 70-79 points	5-2	3-2	62-13	28-11
UM scores 80-89 points	9-0	4-0	31-1	12-1
UM scores 90-99 points	2-1	1-1	12-1	4-1
UM scores 100 or more points	0-0	-	1-0	0-0
Playing during morning (11 a.m.)	-	-	1-1	-
Playing during afternoon	7-4	4-4	51-28	30-21
Playing in evening (5 p.m. or later)	14-4	6-3	106-47	44-28
Games decided by 3 points or fewer	5-1	4-1	21-14	13-10
Games decided by 4-10 points	6-7	4-6	50-33	28-25
Games decided by 11-19 points	5-0	2-0	53-21	22-9
Games decided by 20+ points	5-0	-	36-8	11-4



### SUCCESS FOR BOTH MIAMI BASKETBALL TEAMS

The Miami men's and women's basketball teams both landed in the NCAA Tournament for the second straight season in 2017, the first time both Miami basketball teams played in The Dance in consecutive years.

Miami was one of seven schools, four of which are in the ACC, with both its men's and women's basketball teams ranked in the preseason USA TODAY Coaches Poll. The others on the list were Baylor, Duke, Louisville, Notre Dame, UCLA and West Virginia.

### LARRAÑAGA 12TH IN WINS AMONG ACTIVE DIVISION I NCAA COACHES

Entering the 2017-18 season, Jim Larrañaga ranks 12th in career wins among active Division I coaches with 609. Of those 12, five are in the Naismith Memorial Basketball Hall of Fame, including four from the Atlantic Coast Conference.

Now in his 34th season as a head coach, Larrañaga ranks 47th in all-time NCAA victories.

In his career, Larrañaga won 27 games at American International, 170 at Bowling Green, 273 at George Mason and 139 at Miami. He is one of 15 coaches all-time with 100 or more wins at three D-I schools, four of whom are actively coaching.

### WINNINGEST ACTIVE COACHES

(minimum five years as Division I head coach)

Rank	Coach	Wins*
1.	Mike Krzyzewski, Duke	1,071
2.	Jim Boeheim, Syracuse	903
3.	Bob Huggins, West Virginia	819
4.	Roy Williams, North Carolina	816
5.	Rick Byrd, Belmont	754
6.	Cliff Ellis, Coastal Carolina	733
7.	John Beilein, Michigan	691
8.	Larry Hunter, Western Carolina	689
9.	John Calipari, Kentucky	652
10.	Rick Barnes, Tennessee	635
11.	Bill Self, Kansas	623
12.	<b>Jim Larrañaga, Miami</b>	<b>609</b>
13.	Lon Kruger, Oklahoma	601
14.	Dana Altman, Oregon	597

\*Totals listed are at end of 2016-17 regular season

### LARRAÑAGA AND CAPUTO IN 16TH YEAR TOGETHER

Head coach Jim Larrañaga and associate head coach Chris Caputo are beginning their 16th season together, dating back to their time at George Mason.

Caputo started on Larrañaga's staff as the video coordinator for the 2002-03 season, and along the way, the native of Elmhurst, N.Y., was an assistant coach and is now the associate head coach for the Hurricanes. Caputo helped the 2006 GMU team to the NCAA Final Four and has made five total NCAA Tournament appearances with Larrañaga.

Both Caputo and Larrañaga attended Archbishop Molloy (N.Y.) High School and played for legendary head coach Jack Curran.

### INDIVIDUAL HIGHS/LOWS

#### MIAMI INDIVIDUAL GAME HIGHS

Points	26, Lonnie Walker vs Boston U. (12/05/17)
Field Goals Made	10, Dewan Huell at Minnesota (11/29/17)
Field Goal Att.	18, Lonnie Walker vs. Louisville (1/24/18)
3-Point FG Made	6, DJ Vasiljevic at Florida State (1/27/18)
3-Point FG Att.	10, Chris Lykes vs. Syracuse (2/17/18)
	10, DJ Vasiljevic, 5x, last at Boston Coll. (2/10/18)
Free Throws Made	12, Bruce Brown Jr. vs. Florida State (1/7/18)
Free Throw Att.	14, Bruce Brown Jr. vs. Florida State (1/7/18)
Rebounds	13, Anthony Lawrence at Virginia Tech (2/3/18)
	13, Dewan Huell vs. Duke (1/15/18)
Assists	10, Bruce Brown vs Gardner-Webb (11/10/17)
Steals	5, Anthony Lawrence vs. Duke (1/15/18)
Blocked Shots	4, Bruce Brown at Georgia Tech (1/3/18)
Turnovers	5, Chris Lykes at North Carolina (2/27/18)
	5, Anthony Lawrence vs. Florida State (1/7/18)
Minutes	41, Lonnie Walker at Florida State (1/27/18)

#### OPPONENT INDIVIDUAL GAME HIGHS

Points	31, Joel Berry, North Carolina (2/27/18)
Field Goals Made	12, Jerome Robinson, BC (2/14/18)
	12, Omer Yurtseven, NC State (1/21/18)
Field Goal Att.	23, Josh Okogie, Georgia Tech (1/3/18)
3-Point FG Made	6, Gary Trent Jr., Duke (1/15/18)
3-Point FG Att.	11, Jared Wilson-Frame & Parker Stewart, Pitt (1/31/18)
Free Throws Made	9, Josh Okogie, Georgia Tech (1/3/18)
Free Throw Att.	12, Josh Okogie, Georgia Tech (1/3/18)
Rebounds	16, B.J. Johnson, La Salle (11/22/17)
Assists	14, Markell Johnson, NC State (1/21/18)
Steals	5, Grayson Allen, Duke (1/15/18)
	5, Braian Angola, Florida State (1/7/18)
Blocked Shots	7, Reggie Lynch, Minnesota (11/29/17)
Turnovers	7, Jose Alvarado, Georgia Tech (1/3/18)
	7, Ivan Gandia-Rosa, North Florida (11/25/17)

### 2017-18 STARTERS BY GAME

Opp.	Guard	Guard	Guard	Guard	Center
GWebb	Newton	Brown	Vasiljevic	Lawrence	Huell
Navy	Newton	Brown	Vasiljevic	Lawrence	Huell
FAMU	Newton	Brown	Vasiljevic	Lawrence	Huell
La Salle	Newton	Brown	Vasiljevic	Lawrence	Huell
UNF	Newton	Brown	Vasiljevic	Lawrence	Huell
MINN	Newton	Brown	Vasiljevic	Lawrence	Huell
PRIN	Newton	Brown	Vasiljevic	Lawrence	Huell
BU	Newton	Walker	Vasiljevic	Lawrence	Huell (1; 1-0)
at GW	Newton	Brown	Vasiljevic	Lawrence	Huell
at Hawaii	Newton	Brown	Vasiljevic	Lawrence	Huell
vs NMSU	Newton	Brown	Vasiljevic	Lawrence	Huell
vs MTSU	Newton	Brown	Vasiljevic	Lawrence	Huell
at Pitt	Newton	Brown	Vasiljevic	Lawrence	Huell
at GT	Newton	Brown	Vasiljevic	Lawrence	Huell (13; 11-2)
vs FSU	Newton	Brown	Walker	Lawrence	Huell
at CLEM	Newton	Brown	Walker	Lawrence	Huell
Duke	Newton	Brown	Walker	Lawrence	Huell
at NCSU	Newton	Brown	Lykes	Lawrence	Huell (1; 1-0)
L'VILLE	Newton	Brown	Walker	Lawrence	Huell
at FSU	Newton	Brown	Walker	Lawrence	Huell (5; 2-3)
PITT	Lykes	Vasiljevic	Walker	Lawrence	Huell
at VT	Lykes	Vasiljevic	Walker	Lawrence	Huell
WAKE	Lykes	Vasiljevic	Walker	Lawrence	Huell
at BC	Lykes	Vasiljevic	Walker	Lawrence	Huell
UVA	Lykes	Vasiljevic	Walker	Lawrence	Huell
SYR	Lykes	Vasiljevic	Walker	Lawrence	Huell (6; 3-3)
at ND	Newton	Walker	Lawrence	Huell	Izundu
BC	Newton	Walker	Lawrence	Huell	Izundu (2; 2-0)
at UNC	Lykes	Newton	Walker	Lawrence	Huell (1; 1-0)

### MIAMI'S LARGEST IN 2017-18

Lead	37, vs. Gardner-Webb, 11/10
Deficit	15 (2H), Virginia, 2/13
	13 (1H), vs. Middle Tennessee, 12/25
Halftime Lead	24, vs. Florida A&M, 11/16
Halftime Deficit	11, Virginia, 2/13
Margin of Victory	34, vs. Navy, 11/12
Margin of Defeat	10, at Georgia Tech, 1/3
Deficit in Win	14 (2H), vs. Boston College, 2/24
Halftime Deficit in Win	2, Boston College, 2/24
Lead in Loss	13, vs. Duke (2H), 1/15
Halftime Lead in Loss	1, at Boston College, 2/10
Most Points in First Half	46, vs. Florida A&M, 11/16
Fewest Points in First Half	16, Virginia, 2/13
Opponent Most Points in 1st Half	44, at Florida State, 1/27
Opponent Fewest Points in 1st Half	15, at GW, 12/16
Most Points in 2nd Half	52, Wake Forest, 2/7
Fewest Points in 2nd Half	26, at Boston College, 2/10
	26, at Georgia Tech, 1/3
Opponent Most Points in 2nd Half	52, at N. Carolina, 2/27
	52, vs. Middle Tenn., 12/25
Opponent Fewest Points in 2nd Half	15, at GW, 12/16

### HIGHS/LOWS

#### Miami - GAME HIGHS

Points	94	at Florida State (1/27)
Field Goals Made	35	at Minnesota (11/29)
	35	Navy (11/12)
	78	Duke (1/15)
Field Goal Att.	78	
Field Goal Pct.	.600 (30-50)	vs Middle Tennessee (12/25)
3 Pt FG Made	17*	at Florida State (1/27)
3 Pt FG Att.	34	at Florida State (1/27)
3 Pt FG Pct.	.560 (14-25)	vs Princeton (12/2)
Free Throws Made	26	Wake Forest (2/7)
Free Throw Att.	37	Wake Forest (2/7)
Free Throw Pct.	.923 (12-13)	at North Carolina (2/27)
Rebounds	49	Louisville (1/24)
Assists	26	at NC State (1/21)
Steals	13	Duke (1/15)
Blocks	8	at Pitt (12/30/17)
Turnovers	18	at Georgia Tech (1/3)
Fouls	25	at Florida State (1/27)

#### Opponent - GAME HIGHS

Points	103	at Florida State (1/27)
Field Goals Made	33	at Florida State (1/27)
Field Goal Att.	65	Wake Forest (2/7)
	65	Louisville (1/24)
	65	Boston U. (12/5)
Field Goal Pct.	.600 (33-55)	at Florida State (1/27)
3 Pt FG Made	13	at North Carolina (2/27)
3 Pt FG Att.	32	vs Princeton (12/2)
3 Pt FG Pct.	.571 (12-21)	at Clemson (1/13)
Free Throws Made	28	at Florida State (1/27)
Free Throw Att.	39	at Florida State (1/27)
Free Throw Pct.	1.000 (6-6)	Florida A&M (11/16)
Rebounds	44	Florida State (1/7)
	44	at GW (12/16)
Assists	22	at NC State (1/21)
Steals	13	at Georgia Tech (1/3)
Blocks	12	at Minnesota (11/29)
Turnovers	20	North Florida (11/25)
Fouls	26	Wake Forest (2/7)
	26	vs Middle Tennessee (12/25)

#### Miami - GAME LOWS

Points	50	Virginia (2/13)
FG Made	18	Virginia (2/13)
	18	vs New Mexico State (12/23)
FG Att.	47	Virginia (2/13)
FG Pct.	.339 (20-59)	Syracuse (2/17)
3 Pt FG Made	2	vs New Mexico State (12/23)
3 Pt FG Att.	13	at Hawai'i (12/23)
3 Pt FG Pct.	.111 (2-18)	vs New Mexico State (12/23)
Free Throws Made	4	at GW (12/16)
Free Throw Att.	8	at GW (12/16)
Free Throw Pct.	.429 (6-14)	at Notre Dame (2/19)
Rebounds	24	Virginia (2/13)
	24	at NC State (1/21)
Assists	4	vs New Mexico State (12/23)
Steals	1	vs New Mexico State (12/23)
Blocks	1	Pitt (1/31)
	1	North Florida (11/25)
Turnovers	7	Syracuse (2/17)
	7	at Florida State (1/27)
Fouls	11	Pitt (1/31)

#### Opponent - GAME LOWS

Points	45	Gardner-Webb (11/10)
FG Made	15	vs La Salle (11/22)
FG Att.	47	at Pitt (12/30)
FG Pct.	.288 (15-52)	vs La Salle (11/22)
3 Pt FG Made	0	vs La Salle (11/22)
3 Pt FG Att.	15	vs Middle Tennessee (12/25)
	15	vs La Salle (11/22)
3 Pt FG Pct.	.000 (0-15)	vs La Salle (11/22)
Free Throws Made	1	Gardner-Webb (11/10)
Free Throw Att.	3	Pitt (1/31)
Free Throw Pct.	.167 (1-6)	Gardner-Webb (11/10)
Rebounds	23	at Pitt (12/30)
Assists	3	vs La Salle (11/22)
Steals	2	vs Middle Tennessee (12/25)
Blocks	0	4 times, last vs MTSU (12/25)
Turnovers	7	at Florida State (1/27)
Fouls	12	at NC State (1/21)
	12	at GW (12/16)

\*denotes school record



## THE LAST TIME ...

### Player Scored 30 Points

Miami Bruce Brown (30) vs. North Carolina, 1/28/17  
Opponent Joel Berry (31) at North Carolina, 2/27/18

### Player Scored 35 Points

Miami Jack McClinton (35) vs. North Carolina, 3/15/09  
Opponent Xavier Rathon-Mayes (35) vs. Florida State, 2/25/15

### Player Scored 40 Points

Miami Darius Rice (43) vs. Connecticut, 1/20/03  
Opponent Sean Singletary (41), Virginia, 3/1/08

### Two Players Scored 20 Points

Miami Lonnie Walker IV (23), DJ Vasiljevic (20), at Florida State, 1/27/18  
Opponent Jerome Robinson (29), Ky Bowman (24), at Boston College, 2/10/18

### Three Players Scored 20 Points

Miami Dwayne Collins (23), Brian Asbury (21), Jack McClinton (20) vs. Virginia Tech, 1/25/09  
Opponent Travis Mays (40), Alvin Heggs (22), Lance Blanks (21), Texas, 2/22/89

### Five (not 5+) Players Scored in Double Figures

Miami Lonnie Walker IV (19), Ja'Quan Newton (16), Chris Lykes (13), Sam Waardenburg (12), Dewan Huell (10) vs. Wake Forest, 2/7/18  
Opponent Justin Robinson (15), Chris Clarke (13), Ahmed Hill (12), Seth Allen (10), Zach LeDay (10) vs. Virginia Tech, 2/9/17

### Six (not 6+) Players Scored in Double Figures

Miami Chris Lykes (18), Ja'Quan Newton (15), Dewan Huell (14), Lonnie Walker (13), Ebuka Izundu (12), DJ Vasiljevic (10) at North Carolina, 2/27/18  
Opponent Phil Cofer (21), Braian Angola (18), CJ Walker (17), Terance Mann (14), MJ Walker (13), Christ Koumadje (13) at Florida State, 1/27/18

### Seven+ Players Scored in Double Figures

Miami Sheldon McClellan (18), Ja'Quan Newton (15), James Palmer (14), Ebuka Izundu (11) Angel Rodriguez (11), Ivan Cruz Uceda (10), Anthony Lawrence Jr. (10) vs. Mississippi State 11/19/15

### Player Grabbed 15 Rebounds

Miami Kamari Murphy (15), at Duke, 1/21/17  
Opponent Brice Johnson (15) vs. North Carolina, 2/20/16

### Two Players Grabbed 10 Rebounds

Miami Dewan Huell (12) and Bruce Brown (11), vs. Louisville, 1/24/18  
Opponent Jordan Murphy (14) and Reggie Lynch (10), Minnesota, 11/29/17

### Three Players Grabbed 10 Rebounds

Miami Mark Richardson (11), Eric Brown (10), Joe Wylie (10) vs. FIU, 3/6/89  
Opponent Matt Harpring (12), Dion Glover (10), Michael Maddox (10), Georgia Tech, 12/27/97

### Player Had 10 Assists

Miami Bruce Brown (10), vs. Gardner-Webb, 11/10/17  
Opponent John Gillon (11), at Syracuse, 1/4/17

### Player Had 10 Blocks

Miami Anthony King (10) vs. Florida Atlantic, 11/29/04  
Opponent Jarvis Varnado (10), Mississippi State, 12/13/07

### Player Had a Double-Double

Miami Anthony Lawrence II (25 pts, 13 reb), at Virginia Tech, 2/3/18  
Opponent Theo Pinson (12 pts, 11 assts) and Luke Maye (14 pts, 10 reb), at UNC, 2/27/18

### Player Had a Triple-Double

Miami Bruce Brown (10 pts, 11 reb, 11 ast), vs. Gardner-Webb, 11/10/17  
Opponent Brendan Haywood (18 pts, 14 reb, 10 blks), North Carolina, 12/4/00

### Two Players Had Double-Doubles

Miami Kamari Murphy (11 pts, 13 reb) and Davon Reed (10 pts, 12 reb) vs. Buffalo, 3/17/16  
Opponent Theo Pinson (12 pts, 11 assts) & Luke Maye (14 pts, 10 reb), at UNC, 2/27/18

### Team Scored 100 Points

Miami 105, vs. Mississippi State, 11/19/15  
Opponent 103, at Florida State, 1/27/18

### Team Scored 90-99 Points

Miami 91, at North Carolina, 2/27/18  
Opponent 96, at Wake Forest, 1/18/17

### Team Scored 50 Points in a Half

Miami 52 (2nd half) vs. Wake Forest, 2/7/18  
Opponent 52 (2nd half) at North Carolina, 2/27/18

### Team Shot 50 Percent in Both Halves

Miami .562 (18-32) / .533 (16-30), at North Carolina, 2/27/18  
Opponent .552 (16-29) / .536 (15-28), at North Carolina, 2/27/18

### Team Shot 60 Percent in a Half

Miami .600 (21-35), second half, at NC State, 1/21/18  
Opponent .655 (19-29), first half, vs. Boston College, 2/24/18

### Team Shot 70 Percent in a Half

Miami .720 (18-25), second half, vs. Middle Tennessee, 12/25/17

### Team Shot 60 Percent in a Game

Miami .600 (30-50), vs. Middle Tennessee, 12/25/17  
Opponent .600 (33-55), at Florida State, 1/27/18

### Team Shot Less Than 30 Percent in a Game

Miami .293 (12-41), vs. Eastern Kentucky, 12/19/14  
Opponent .290 (18-62), vs. South Carolina State, 12/6/16

### Team Won by 50+ Points

Miami 50, vs. Nova Southeastern, 11/16/09  
Opponent 53, by Notre Dame, 2/22/86

### Team won by 40-49 Points

Miami 49, vs. Western Carolina, 11/11/16  
Opponent 41, at North Carolina, 1/31/07

### Team Won by 30-39 Points

Miami 31, vs. Florida A&M, 11/16/17  
Opponent 32, at Charlotte, 11/28/00

### Overtime

Miami won in overtime 78-75 (OT) vs. Louisville, 1/24/18  
Miami lost in overtime 103-94 (OT) at Florida State, 1/27/18

### Rankings

Miami defeated a ranked opponent 91-88 at No. 9 North Carolina, 2/27/18  
Miami lost to a ranked opponent 59-50 vs. No. 1 Virginia, 2/13/18  
Miami defeated a top 5 opponent 64-61 vs. No. 3 Virginia, 2/22/16  
Miami lost to a top 5 opponent 59-50 vs. No. 1 Virginia, 2/13/18

### THE LAST TIME A MIAMI FRESHMAN ...

**Scored 30 Points:** Bruce Brown (30), vs. North Carolina, 1/28/17

**Scored 20+ Points:** Lonnie Walker IV (23), at Florida State, 1/27/18

**Perfect from Field (5+ att):** Reggie Johnson (RS), 8-of-8, vs. Wake Forest, 3/11/10

**Perfect from 3-Pt (3+ att):** Anthony Lawrence, 4-of-4, vs. Notre Dame, 2/3/16

**10+ Rebounds:** Bruce Brown, 12, vs. George Washington, 12/22/16

**10+ Assists:** Bruce Brown, 10, vs. South Carolina State, 12/6/16

**5-9 Assists:** Chris Lykes, 5, vs. Pitt, 1/31/18

**5+ Steals:** Shane Larkin, 6, vs. North Carolina, 1/10/12

**4+ Blocks:** Raphael Akpejori, 4, McNeese State, 11/24/10

**Double-Double:** Bruce Brown (14 pts, 12 reb), vs. George Washington, 12/22/16

**Triple-Double:** Bruce Brown (11 pts, 11 reb, 10 ast), vs. South Carolina State, 12/6/16

## JIM LARRAÑAGA

7TH SEASON AT MIAMI, 34TH SEASON AS HEAD COACH

### COACHING EXPERIENCE

#### Head Coach

2011-	Miami	Assistant Coach	1979-86	Virginia
1997-2011	George Mason	1971-76	Davidson	
1986-97	Bowling Green	Player/Coach		
1977-79	American International	1977	Geronemo Basketball Club (Belgium)	

### IN THE HISTORY BOOKS

- 12th winningest active Division I head coach (630 wins)
- 17th in career wins in ACC games (83)
- 21st in career wins while in ACC (160)

### PLAYING CAREER

Geronemo Basketball Club (Belgium) 1976-77  
Providence College, 1967-71  
Archbishop Molloy, 1963-67

### COACHING HONORS

AP, Naismith, Iba, Rupp Coach of the Year, 2013  
NABC All-District II, 2013  
USBWA District IV Coach of the Year, 2013, 2016  
Clair Bee National Coach of the Year, 2006  
ACC Coach of the Year, 2013, 2016  
CAA Coach of the Year, 1999, 2011  
MAC Coach of the Year, 1997

### TEAM HONORS

Eight NCAA tournament appearances  
*1999, 2001, 2006, 2008, 2011, 2013, 2016, 2017*  
Eight postseason NIT appearances  
*1990, 1991, 1997, 2002, 2004, 2009, 2012, 2015*  
11 20-win seasons

### PERSONAL

**Hometown** Bronx, N.Y.  
**Born** Oct. 2, 1949  
**Family** Wife: Liz, Sons: Jay and Jon  
Grandchildren: Tia, James, Jon Temple, Henry  
**Education** Providence College, 1971, B.A. Economics  
Archbishop Molloy High School, 1967

### NOTABLE COLLEGE PLAYERS COACHED

**Shane Larkin** (*Miami*) - Currently with Boston Celtics; 2013 NBA first-round draft pick (18th overall), 2013 ACC Player of the Year, ACC Tournament MVP, finalist for Cousy, Naismith & Wooden awards, All-ACC First Team and All-ACC Defensive Team, Lute Olson National Player of the Year, AP and NABC All-American (Second team)

**Sheldon Mac** (*formerly McClellan*) (*Miami*) - currently a free agent, formerly with Washington Wizards; 2016 All-ACC Second Team, ACC Tournament Second Team

**Davon Reed** (*Miami*) - Currently with Phoenix Suns; 32nd pick in 2017 NBA Draft, 2017 All-ACC Third Team

**Durand Scott** (*Miami*) - 2013 ACC Defensive Player of the Year, 2013 All-ACC Third Team, 2013 ACC Tournament First Team

**George Evans** (*George Mason*) - Three-time CAA Player of the Year, CAA Rookie of the Year, three-time CAA Defensive Player of the Year, three-time CAA All-Defensive Team

**Antonio Daniels** (*Bowling Green*) - Played 13 seasons in NBA; 1997 MAC Player of the Year, 1994 MAC Freshman of Year

### NOTABLE NBA PLAYERS COACHED

Lance Blanks (UVA)	Frank Booker (BGSU)	Rick Carlisle (UVA)
Antonio Daniels (BGSU)	Jeff Jones (UVA)	Andrew Kennedy (UVA)
Jeff Lamp (UVA)	Shane Larkin (UM)	Lewis Latimore (UVA)
Sheldon Mac (UM)	Jason Miskiri (GMU)	Olden Polynice (UVA)
Lee Raker (UVA)	Davon Reed (UM)	Ralph Sampson (UVA)
Tom Sheehey (UVA)	Clinton Venable (BGSU)	Othell Wilson (UVA)

### STUDENT-ATHLETE HONORS

#### At Miami

- One All-American
- One USBWA All-District IV selection
- One Basketball Times All-District
- One ACC Player of the Year
- One ACC Defensive Player of the Year
- One ACC Tournament MVP
- 14 All-ACC postseason selections
- Five ACC-All-Defensive Team selections
- One ACC All-Rookie Team selection
- Four ACC Academic Honor Roll picks
- Seven ACC Players of the Week
- One ACC Rookie of the Week
- Six ACC All-Tournament team selections
- Two NIT All-Tournament Team picks
- Two NABC Honors Court selections

#### Prior to Miami

- Two All-Americans
- 28 All-CAA selections
- Nine CAA All-Defensive Team picks
- Eight CAA All-Rookie Team picks
- Three Dean Ehlers Award winners (given to CAA player who best meets criteria of academic achievement, leadership and community service)
- 12 All-MAC selections
- Two MAC Freshman of Year selections
- Four MAC All-Freshman Team picks

### YEAR-BY-YEAR

Year	School	Overall		Conference	
		W-L	W-L	Finish	Postseason
1977-78	American International	14-13			
1978-79	American International	13-13			
1986-87	Bowling Green	15-14	10-6	3	
1987-88	Bowling Green	12-16	7-9	t-5	
1988-89	Bowling Green	13-15	6-10	t-6	
1989-90	Bowling Green	18-11	9-7	t-3	NIT First Round (0-1)
1990-91	Bowling Green	17-13	9-7	t-4	NIT First Round (0-1)
1991-92	Bowling Green	14-15	8-8	5	
1992-93	Bowling Green	11-16	8-10	t-6	
1993-94	Bowling Green	18-10	12-6	t-2	
1994-95	Bowling Green	16-11	10-8	t-5	
1995-96	Bowling Green	14-13	9-9	t-6	
1996-97	Bowling Green	22-10	13-5	t-1	NIT First Round (0-1)
1997-98	George Mason	9-18	6-10	6	
1998-99	George Mason	19-11	13-3	1	NCAA First Round (0-1)
1999-00	George Mason	19-11	12-4	t-1	
2000-01	George Mason	18-12	11-5	3	NCAA First Round (0-1)
2001-02	George Mason	19-10	13-5	2	NIT First Round (0-1)
2002-03	George Mason	16-12	11-7	4	
2003-04	George Mason	23-10	12-6	3	NIT Third Round (2-1)
2004-05	George Mason	16-13	10-8	6	
2005-06	George Mason	27-8	15-3	t-1	NCAA Final Four (4-1)
2006-07	George Mason	18-15	9-9	5	
2007-08	George Mason	23-11	12-6	2	NCAA First Round (0-1)
2008-09	George Mason	22-11	13-5	2	NIT First Round (0-1)
2009-10	George Mason	17-15	12-6	4	CIT First Round (0-1)
2010-11	George Mason	27-7	16-2	1	NCAA Second Round (1-1)
2011-12	Miami	20-13	9-7	t-4	NIT Second Round (1-1)
2012-13	Miami	29-7	15-3	1	NCAA Sweet 16 (2-1)
2013-14	Miami	17-16	7-11	10	
2014-15	Miami	25-13	10-8	6	NIT Championship Game (4-1)
2015-16	Miami	27-8	13-5	t-2	NCAA Sweet 16 (2-1)
2016-17	Miami	21-12	10-8	t-7	NCAA First Round (0-1)
2017-18	Miami	21-8	10-7	-	
	<b>Overall</b>	<b>630-411</b>	<b>340-213</b>		
2 years	American International	27-26 (.509)			
11 years	Bowling Green	170-144 (.541)			
14 years	George Mason	273-164 (.625)			
7 years	Miami	160-77 (.675)			
<b>34 years</b>		<b>630-411 (.605)</b>			





**2017-18 Miami Men's Basketball**  
**Miami (FL) Combined Team Statistics (as of Feb 28, 2018)**  
**All games**

RECORD:	OVERALL	HOME	AWAY	NEUTRAL
ALL GAMES	21-8	10-3	8-4	3-1
CONFERENCE	10-7	5-3	5-4	0-0
NON-CONFERENCE	11-1	5-0	3-0	3-1

#	Player	gp-gs	min	Total			3-Point		F-Throw		Rebounds				pf	dq	a	to	blk	stl	pts	avg								
				fg-fga	fg%	3fg-fga	3fg%	ft-fa	ft%	off	def	tot	avg																	
20	Dewan Huell	29-29	759	26.2	137-236	.581	0-3	.000	66-92	.717	62	133	195	6.7	57	0	13	39	28	15	340	11.7								
04	Lonnie Walker	29-15	783	27.0	118-281	.420	52-144	.361	47-62	.758	13	61	74	2.6	48	2	55	33	14	27	335	11.6								
11	Bruce Brown	19-19	640	33.7	78-188	.415	16-60	.267	44-70	.629	25	110	135	7.1	43	1	76	43	15	25	216	11.4								
02	Chris Lykes	29-8	605	20.9	91-220	.414	44-127	.346	50-69	.725	2	29	31	1.1	60	0	65	52	1	20	276	9.5								
01	DJ Vasiljevic	29-20	668	23.0	92-210	.438	60-151	.397	14-16	.875	13	60	73	2.5	46	0	12	15	2	12	258	8.9								
03	Anthony Lawrence	29-29	895	30.9	91-198	.460	34-82	.415	41-60	.683	43	150	193	6.7	72	1	69	51	26	41	257	8.9								
00	Ja'Quan Newton	29-23	753	26.0	96-216	.444	5-25	.200	55-89	.618	14	53	67	2.3	45	0	80	48	3	28	252	8.7								
15	Ebuka Izundu	29-2	428	14.8	67-95	.705	0-0	.000	12-28	.429	49	58	107	3.7	66	1	5	25	18	14	146	5.0								
21	Sam Waardenburg	18-0	256	14.2	23-54	.426	14-30	.467	7-8	.875	21	28	49	2.7	26	0	9	11	5	9	67	3.7								
14	Rodney Miller	13-0	44	3.4	6-11	.545	0-0	.000	1-9	.111	2	4	6	0.5	6	0	0	3	1	0	13	1.0								
05	Mike Robinson	5-0	10	2.0	1-2	.500	1-1	1.000	0-0	.000	0	0	0	0.0	0	0	1	0	0	0	3	0.6								
35	Chris Stowell	5-0	9	1.8	0-1	.000	0-1	.000	0-0	.000	0	1	1	0.2	0	0	0	0	0	0	0	0.0								
Team											47	35	82		1		10		2											
Total.....		29	5850		800-1712	.467	226-624	.362	337-503	.670	291	722	1013	34.9	470	5	385	330	113	191	2165	74.7								
Opponents.....		29	5850		716-1666	.430	192-589	.326	333-466	.715	277	698	975	33.6	483	8	369	379	95	167	1959	67.6								

TEAM STATISTICS	UM	OPP	Date	Opponent	Score	Att.
SCORING	2165	1959	11/10/17	GARDNER-WEBB	w 77-45	7073
Points per game	74.7	67.6	11/12/17	NAVY	w 89-55	6611
Scoring margin	+7.1	-	11/16/17	FLORIDA A&M	w 90-59	6735
FIELD GOALS-ATT	800-1712	716-1666	1 11/22/17	vs La Salle	w 57-46	6735
Field goal pct	.467	.430	11/25/17	NORTH FLORIDA	w 86-65	7189
3 POINT FG-ATT	226-624	192-589	11/29/17	at Minnesota	w 86-81	14625
3-point FG pct	.362	.326	2 12/02/17	vs Princeton	w 80-52	8426
3-pt FG made per game	7.8	6.6	12/05/17	BOSTON UNIVERSITY	w 69-54	6893
FREE THROWS-ATT	337-503	333-466	12/16/17	at George Washington	w 59-50	3862
Free throw pct	.670	.715	3 12/22/17	at Hawai'i	w 75-57	7669
F-Throws made per game	11.6	11.5	3 12/23/17	vs New Mexico State	L 54-63	5946
REBOUNDS	1013	975	3 12/25/17	vs Middle Tennessee	w 84-81	6062
Rebounds per game	34.9	33.6	* 12/30/17	at Pitt	w 67-53	5307
Rebounding margin	+1.3	-	* 01/03/18	at Georgia Tech	L 54-64	5568
ASSISTS	385	369	* 01/07/18	FLORIDA STATE	w 80-74	7647
Assists per game	13.3	12.7	* 01/13/18	at Clemson	L 63-72	9000
TURNOVERS	330	379	* 01/15/18	DUKE	L 75-83	7972
Turnovers per game	11.4	13.1	* 01/21/18	at NC State	w 86-81	17265
Turnover margin	+1.7	-	* 01/24/18	LOUISVILLE	Wot 78-75	7190
Assist/turnover ratio	1.2	1.0	* 01/27/18	at Florida State	Lot 94-103	11675
STEALS	191	167	* 01/31/18	PITT	w 69-57	7169
Steals per game	6.6	5.8	* 02/03/18	at Virginia Tech	w 84-75	9275
BLOCKS	113	95	* 02/07/18	WAKE FOREST	w 87-81	6774
Blocks per game	3.9	3.3	* 02/10/18	at Boston College	L 70-72	7740
ATTENDANCE	92475	148555	* 02/13/18	VIRGINIA	L 50-59	7333
Home games-Avg/Game	13-7113	12-10116	* 02/17/18	SYRACUSE	L 55-62	6879
Neutral site-Avg/Game	-	4-6792	* 02/19/18	at Notre Dame	w 77-74	9149
			* 02/24/18	BOSTON COLLEGE	w 79-78	7010
			* 02/27/18	at North Carolina	w 91-88	20251

\* = Conference game  
 1 = Reading, Pa.  
 2 = Hoophall Miami Invitational, Miami, Fla.  
 3 = Diamond Head Classic, Honolulu, Hawaii



**2017-18 Miami Men's Basketball  
Miami (FL) Combined Team Statistics (as of Feb 28, 2018)  
ACC games only**

<b>RECORD:</b>	<b>OVERALL</b>	<b>HOME</b>	<b>AWAY</b>	<b>NEUTRAL</b>
ALL GAMES	10-7	5-3	5-4	0-0
CONFERENCE	10-7	5-3	5-4	0-0
NON-CONFERENCE	0-0	0-0	0-0	0-0

#	Player	gp-gs	min	avg	Total		3-Point		F-Throw		Rebounds				pf	dq	a	to	blk	stl	pts	avg
					fg-fga	fg%	3fg-fga	3fg%	ft-fa	ft%	off	def	tot	avg								
04	Lonnie Walker	17-14	536	31.5	81-197	.411	37-101	.366	34-42	.810	7	34	41	2.4	35	2	38	21	11	18	233	13.7
02	Chris Lykes	17-8	413	24.3	63-150	.420	27-84	.321	47-63	.746	1	18	19	1.1	36	0	49	36	1	9	200	11.8
11	Bruce Brown	8-8	273	34.1	32-81	.395	6-24	.250	24-34	.706	13	41	54	6.8	23	1	26	22	11	13	94	11.8
20	Dewan Huell	17-17	463	27.2	69-134	.515	0-2	.000	35-48	.729	42	78	120	7.1	33	0	8	26	13	9	173	10.2
03	Anthony Lawrence	17-17	554	32.6	60-135	.444	21-52	.404	24-34	.706	24	96	120	7.1	40	0	38	31	14	31	165	9.7
00	Ja'Quan Newton	17-11	407	23.9	47-111	.423	3-11	.273	34-54	.630	12	24	36	2.1	30	0	45	25	0	14	131	7.7
01	DJ Vasiljevic	17-8	350	20.6	43-105	.410	30-80	.375	4-5	.800	9	28	37	2.2	25	0	7	9	0	6	120	7.1
15	Ebuka Izundu	17-2	241	14.2	41-56	.732	0-0	.000	5-12	.417	24	31	55	3.2	39	1	1	9	7	9	87	5.1
21	Sam Waardenburg	12-0	197	16.4	16-33	.485	12-24	.500	7-8	.875	12	22	34	2.8	21	0	8	6	4	8	51	4.3
14	Rodney Miller	6-0	16	2.7	1-4	.250	0-0	.000	1-4	.250	2	1	3	0.5	2	0	0	1	1	0	3	0.5
Team																						
Total.....		17	3450		453-1006	.450	136-378	.360	215-304	.707	178	389	567	33.4	285	4	220	191	62	117	1259	74.1
Opponents.....		17	3450		454-949	.478	123-341	.361	218-314	.694	148	417	565	33.2	279	5	244	213	69	102	1251	73.6

**LAST 5 GAMES**

<b>RECORD:</b>	<b>OVERALL</b>	<b>HOME</b>	<b>AWAY</b>	<b>NEUTRAL</b>
ALL GAMES	3-2	1-2	2-0	0-0
CONFERENCE	3-2	1-2	2-0	0-0
NON-CONFERENCE	0-0	0-0	0-0	0-0

#	Player	gp-gs	min	avg	Total		3-Point		F-Throw		Rebounds				pf	dq	a	to	blk	stl	pts	avg
					fg-fga	fg%	3fg-fga	3fg%	ft-fa	ft%	off	def	tot	avg								
02	Chris Lykes	5-3	128	25.6	24-54	.444	9-29	.310	18-22	.818	0	3	3	0.6	13	0	13	10	0	3	75	15.0
04	Lonnie Walker	5-5	169	33.8	25-59	.424	12-30	.400	2-4	.500	0	6	6	1.2	7	1	13	7	1	2	64	12.8
20	Dewan Huell	5-5	123	24.6	18-33	.545	0-0	.000	8-10	.800	9	24	33	6.6	11	0	2	7	3	2	44	8.8
00	Ja'Quan Newton	5-3	122	24.4	17-37	.459	2-6	.333	8-14	.571	1	6	7	1.4	6	0	12	4	0	4	44	8.8
15	Ebuka Izundu	5-2	96	19.2	19-24	.792	0-0	.000	2-3	.667	13	13	26	5.2	11	0	0	3	3	6	40	8.0
03	Anthony Lawrence	5-5	165	33.0	11-41	.268	3-18	.167	7-8	.875	5	24	29	5.8	8	0	15	9	2	9	32	6.4
01	DJ Vasiljevic	5-2	92	18.4	12-25	.480	8-18	.444	0-0	.000	1	7	8	1.6	9	0	2	4	0	1	32	6.4
21	Sam Waardenburg	5-0	102	20.4	7-18	.389	5-13	.385	2-2	1.000	6	8	14	2.8	13	0	5	2	2	3	21	4.2
14	Rodney Miller	1-0	3	3.0	0-0	.000	0-0	.000	0-2	.000	0	0	0	0.0	1	0	0	0	0	0	0	0.0
Team																						
Total.....		5	1000		133-291	.457	39-114	.342	47-65	.723	49	94	143	28.6	79	1	62	48	11	30	352	70.4
Opponents.....		5	1000		136-263	.517	35-97	.361	54-80	.675	41	119	160	32.0	75	1	78	55	16	28	361	72.2



**2017-18 Miami Men's Basketball**  
**Miami (FL) Game-by-Game Highs (as of Feb 28, 2018)**  
**All games**

Opponent	Date	Score	Points	Rebounds	Assists	Steals	Blocked shots
GARDNER-WEBB	11/10/17	77-45	14-Dewan Huell Ebuka Izundu	11-Bruce Brown	10-Bruce Brown	2-Anthony Lawrence	2-Dewan Huell
NAVY	11/12/17	89-55	16-DJ Vasiljevic	10-Dewan Huell	6-Bruce Brown	2-DJ Vasiljevic Chris Lykes	2-Anthony Lawrence Ebuka Izundu
FLORIDA A&M	11/16/17	90-59	15-Ja'Quan Newton DJ Vasiljevic Bruce Brown	8-Bruce Brown	4-Bruce Brown Chris Lykes Ja'Quan Newton	2-Dewan Huell Bruce Brown	3-Ebuka Izundu
vs La Salle	11/22/17	57-46	16-Dewan Huell	11-Bruce Brown	5-Anthony Lawrence	2-Ja'Quan Newton Lonnie Walker	3-Anthony Lawrence
NORTH FLORIDA	11/25/17	86-65	14-Anthony Lawrence Bruce Brown	7-Bruce Brown Ebuka Izundu	4-Chris Lykes Bruce Brown	3-Anthony Lawrence Bruce Brown	1-Sam Waardenburg
at Minnesota	11/29/17	86-81	23-Dewan Huell	9-Bruce Brown	9-Ja'Quan Newton	3-Chris Lykes	2-Ebuka Izundu
vs Princeton	12/02/17	80-52	20-DJ Vasiljevic	10-Anthony Lawrence	5-Ja'Quan Newton	3-Ja'Quan Newton	2-Anthony Lawrence
BOSTON UNIVERSITY	12/05/17	69-54	26-Lonnie Walker	7-Lonnie Walker	6-Anthony Lawrence	3-Ja'Quan Newton	3-Dewan Huell
at George Washington	12/16/17	59-50	15-Dewan Huell	12-Dewan Huell	3-Lonnie Walker Ja'Quan Newton Anthony Lawrence Bruce Brown	3-Bruce Brown	1-Lonnie Walker Ebuka Izundu Anthony Lawrence Dewan Huell
at Hawai'i	12/22/17	75-57	16-Ja'Quan Newton Dewan Huell	6-Dewan Huell	8-Bruce Brown	2-Lonnie Walker	2-Dewan Huell Ebuka Izundu
vs New Mexico State	12/23/17	54-63	15-DJ Vasiljevic	9-Dewan Huell	1-DJ Vasiljevic Dewan Huell Anthony Lawrence Bruce Brown	1-Ebuka Izundu	2-Dewan Huell Anthony Lawrence
vs Middle Tennessee	12/25/17	84-81	21-Dewan Huell	6-Bruce Brown	6-Ja'Quan Newton	2-Bruce Brown	1-Bruce Brown Dewan Huell Anthony Lawrence
at Pitt	12/30/17	67-53	12-Anthony Lawrence	7-Dewan Huell	4-Ja'Quan Newton	2-DJ Vasiljevic Ja'Quan Newton	3-Anthony Lawrence
at Georgia Tech	01/03/18	54-64	13-Dewan Huell	12-Anthony Lawrence	5-Chris Lykes	3-Bruce Brown	4-Bruce Brown
FLORIDA STATE	01/07/18	80-74	23-Bruce Brown	12-Anthony Lawrence	4-Ja'Quan Newton DJ Vasiljevic	2-DJ Vasiljevic	2-Dewan Huell
at Clemson	01/13/18	63-72	16-Lonnie Walker Anthony Lawrence	7-Dewan Huell Bruce Brown Lonnie Walker	2-Dewan Huell	2-Bruce Brown Anthony Lawrence Dewan Huell	2-Bruce Brown
DUKE	01/15/18	75-83	19-Lonnie Walker	13-Dewan Huell	2-Bruce Brown Ja'Quan Newton Lonnie Walker Chris Lykes	5-Anthony Lawrence	2-Anthony Lawrence
at NC State	01/21/18	86-81	19-Bruce Brown	4-DJ Vasiljevic Bruce Brown	9-Bruce Brown	2-Lonnie Walker Ja'Quan Newton	1-Chris Lykes Dewan Huell
LOUISVILLE	01/24/18	78-75	25-Lonnie Walker	12-Dewan Huell	4-Chris Lykes	3-Bruce Brown	3-Bruce Brown
at Florida State	01/27/18	94-103	23-Lonnie Walker	7-Bruce Brown	5-Lonnie Walker Chris Lykes Bruce Brown	2-Dewan Huell Anthony Lawrence	1-Bruce Brown Lonnie Walker Ebuka Izundu
PITT	01/31/18	69-57	16-Lonnie Walker	10-Anthony Lawrence	5-Chris Lykes	2-Anthony Lawrence	1-Ebuka Izundu
at Virginia Tech	02/03/18	84-75	25-Anthony Lawrence	13-Anthony Lawrence	4-Ja'Quan Newton	2-Lonnie Walker	3-Anthony Lawrence
WAKE FOREST	02/07/18	87-81	19-Lonnie Walker	10-Dewan Huell	5-Chris Lykes	3-Anthony Lawrence	3-Lonnie Walker
at Boston College	02/10/18	70-72	17-DJ Vasiljevic	9-Anthony Lawrence	4-Anthony Lawrence	3-Sam Waardenburg	1-Dewan Huell Anthony Lawrence
VIRGINIA	02/13/18	50-59	19-Chris Lykes	7-Anthony Lawrence	2-Anthony Lawrence Lonnie Walker	2-Anthony Lawrence	1-Dewan Huell Anthony Lawrence Ebuka Izundu



**2017-18 Miami Men's Basketball**  
**Miami (FL) Game-by-Game Highs (as of Feb 28, 2018)**  
**All games**

Opponent	Date	Score	Points	Rebounds	Assists	Steals	Blocked shots
SYRACUSE	02/17/18	55-62	14-Chris Lykes	10-Dewan Huell	5-Anthony Lawrence	3-Anthony Lawrence	1-Sam Waardenburg Dewan Huell
at Notre Dame	02/19/18	77-74	19-Lonnie Walker	8-Ebuka Izundu	6-Anthony Lawrence	3-Ebuka Izundu	2-Ebuka Izundu
BOSTON COLLEGE	02/24/18	79-78	16-Dewan Huell	9-Anthony Lawrence Dewan Huell	4-Lonnie Walker	1-Chris Lykes Dewan Huell Anthony Lawrence Ja'Quan Newton	1-Anthony Lawrence Lonnie Walker
at North Carolina	02/27/18	91-88	18-Chris Lykes	8-Dewan Huell	4-Chris Lykes Sam Waardenburg	2-Sam Waardenburg	1-Dewan Huell Sam Waardenburg

**2017-18 Miami Men's Basketball**  
**Miami (FL) Team Game-by-Game Comparison (as of Feb 28, 2018)**  
**All games**

Opponent	1st	2nd	Score	Mar	Total FG	FG Pct	3-Pointers	3FG Pct	Free Throws	FT Pct	Rebounds	Assist	T/Over	Block	Steal	Fouls
GARDNER-WEBB	27/23	50/22	77-45	+32	30-60/20-63	.500/.317	7-26/4-16	.269/.250	10-21/1-6	.476/.167	48/36 +12	21/10	12/14	3/0	5/5	15/19
NAVY	41/24	48/31	89-55	+34	35-64/21-63	.547/.333	9-23/6-21	.391/.286	10-16/7-9	.625/.778	42/33 +9	15/14	12/16	7/2	9/7	12/15
FLORIDA A&M	46/22	44/37	90-59	+31	34-58/24-59	.586/.407	12-26/5-16	.462/.313	10-22/6-6	.455/1000	36/28 +8	15/12	12/19	5/2	8/6	12/18
La Salle	19/19	38/27	57-46	+11	22-60/15-52	.367/.288	5-15/0-15	.333/.000	8-14/16-17	.571/.941	40/38 +2	10/3	10/15	5/3	6/4	16/18
NORTH FLORIDA	38/25	48/40	86-65	+21	33-66/23-59	.500/.390	3-15/8-26	.200/.308	17-23/11-12	.739/.917	39/32 +7	16/10	14/20	1/1	9/8	16/18
Minnesota	36/36	50/45	86-81	+5	35-69/28-63	.507/.444	10-25/5-16	.400/.313	6-11/20-26	.545/.769	34/41 (7)	20/12	8/12	4/12	8/4	20/13
Princeton	38/20	42/32	80-52	+28	30-60/19-61	.500/.311	14-25/8-32	.560/.250	6-9/6-9	.667/.667	39/31 +8	16/10	12/11	4/2	5/5	15/13
BOSTON UNIVERSITY	30/30	39/24	69-54	+15	25-48/21-65	.521/.323	11-21/7-25	.524/.280	8-15/5-8	.533/.625	35/32 +3	10/11	15/13	6/0	6/9	13/16
George Washington	32/15	27/35	59-50	+9	25-61/19-63	.410/.302	5-21/4-18	.238/.222	4-8/8-12	.500/.667	39/44 (5)	13/8	8/11	4/3	6/6	14/12
Hawai'i	33/33	42/24	75-57	+18	30-57/21-50	.526/.420	5-13/8-23	.385/.348	10-13/7-10	.769/.700	31/26 +5	11/13	9/16	5/0	6/3	15/17
New Mexico State	25/29	29/34	54-63	(9)	18-53/24-67	.340/.358	2-18/7-25	.111/.280	16-22/8-13	.727/.615	38/43 (5)	4/7	14/8	4/1	1/6	17/19
Middle Tennessee	34/29	50/52	84-81	+3	30-50/27-52	.600/.519	7-18/7-15	.389/.467	17-25/20-24	.680/.833	25/26 (1)	14/15	13/11	3/0	5/2	20/26
Pitt	30/19	37/34	67-53	+14	27-55/19-47	.491/.404	5-14/4-16	.357/.250	8-9/11-13	.889/.846	31/23 +8	11/10	15/19	8/3	8/5	12/14
Georgia Tech	28/28	26/36	54-64	(10)	21-56/23-59	.375/.390	4-19/1-10	.211/.100	8-11/17-23	.727/.739	39/38 +1	12/8	18/11	7/5	7/13	18/13
FLORIDA STATE	45/32	35/42	80-74	+6	26-51/25-69	.510/.362	5-16/5-24	.313/.208	23-32/17-26	.719/.654	32/44 (12)	15/10	15/15	2/5	6/11	20/22
Clemson	30/34	33/38	63-72	(9)	24-63/22-50	.381/.440	6-23/12-21	.261/.571	9-18/16-17	.500/.941	37/36 +1	5/13	8/12	5/7	10/2	18/16
DUKE	40/42	35/41	75-83	(8)	29-78/31-56	.372/.554	9-25/11-21	.360/.524	8-10/10-21	.800/.476	38/43 (5)	10/18	11/19	2/5	13/8	16/10
NC State	36/32	50/49	86-81	+5	34-59/31-57	.576/.544	10-19/7-18	.526/.389	8-12/12-16	.667/.750	24/29 (5)	26/22	10/15	2/3	9/4	16/12
LOUISVILLE	37/38	32/31	78-75	+3	24-65/27-65	.369/.415	6-22/5-22	.273/.227	22-31/16-25	.710/.640	49/38 +11	13/8	14/11	7/10	8/9	19/22
Florida State	39/44	44/39	94-103	(9)	34-68/33-55	.500/.600	17-34/9-19	.500/.474	9-13/28-39	.692/.718	29/35 (6)	17/16	7/7	3/2	4/2	25/15
PITT	34/25	35/32	69-57	+12	23-55/22-53	.418/.415	6-22/10-30	.273/.333	17-23/3-3	.739/1000	39/24 +15	15/16	8/11	1/2	3/3	11/19
Virginia Tech	44/32	40/43	84-75	+9	29-57/29-60	.509/.483	10-21/8-22	.476/.364	16-23/9-17	.696/.529	41/28 +13	9/13	13/9	7/3	4/4	16/17
WAKE FOREST	35/31	52/50	87-81	+6	26-55/31-65	.473/.477	9-22/9-22	.409/.409	26-37/10-15	.703/.667	33/35 (2)	14/18	9/13	5/2	7/6	15/26
Boston College	44/43	26/29	70-72	(2)	23-53/25-50	.434/.500	10-27/7-19	.370/.368	14-20/15-19	.700/.789	32/32 -	11/14	15/16	2/6	8/7	20/18
VIRGINIA	16/27	34/32	50-59	(9)	18-47/22-48	.383/.458	6-21/6-17	.286/.353	8-11/9-12	.727/.750	24/32 (8)	6/15	11/11	3/2	5/5	13/15
SYRACUSE	25/25	30/37	55-62	(7)	20-59/25-52	.339/.481	7-31/5-16	.226/.313	8-12/7-9	.667/.778	29/37 (8)	13/11	7/11	2/7	7/4	13/14
Notre Dame	38/29	39/45	77-74	+3	31-58/28-53	.534/.528	9-19/7-20	.474/.350	6-14/11-14	.429/.786	25/33 (8)	15/14	8/12	2/2	7/4	14/13
BOSTON COLLEGE	39/41	40/37	79-78	+1	30-65/30-53	.462/.566	6-21/4-17	.286/.235	13-15/14-25	.867/.560	39/27 +12	14/20	12/8	2/1	4/8	20/17
North Carolina	44/36	47/52	91-88	+3	34-62/31-57	.548/.544	11-22/13-27	.500/.481	12-13/13-20	.923/.650	26/31 (5)	14/18	10/13	2/4	7/7	19/16

Note: Game totals are displayed in the format TEAM/OPPONENT for each category



**Miami (FL) Points-Rebounds-Assists (as of Feb 28, 2018)**  
**All games**

Opponent	Date	Score		00	01	02	03	04	05	11
				NEWTON,JA'	VASILJEVIC	LYKES,CHRI	LAWRENCE,A	WALKER,LON	ROBINSON,M	BROWN,BRUC
GARDNER-WEBB	11/10/17	77-45	w	13-0-1	7-2-0	3-1-1	3-7-1	10-2-5	3-0-0	10-11-10
NAVY	11/12/17	89-55	w	14-3-1	16-3-0	8-1-2	10-7-2	8-2-1	0-0-0	3-6-6
FLORIDA A&M	11/16/17	90-59	w	15-3-4	15-4-2	13-1-4	11-4-1	5-2-0	0-0-0	15-8-4
vs La Salle	11/22/17	57-46	w	4-3-0	8-1-0	0-1-0	7-10-5	5-2-2	DNP	7-11-3
NORTH FLORIDA	11/25/17	86-65	w	12-1-3	2-2-0	10-0-4	14-4-3	7-1-1	0-0-0	14-7-4
at Minnesota	11/29/17	86-81	w	12-3-9	11-2-0	10-1-0	8-7-4	6-2-1	DNP	16-9-5
vs Princeton	12/02/17	80-52	w	4-2-5	20-3-1	5-1-2	5-10-3	12-5-1	0-0-1	17-8-3
BOSTON UNIVERSITY	12/05/17	69-54	w	9-6-1	15-5-0	8-0-0	5-2-6	26-7-2	DNP	DNP
at George Washington	12/16/17	59-50	w	8-4-3	10-1-0	3-0-1	5-9-3	13-5-3	DNP	3-3-3
at Hawai'i	12/22/17	75-57	w	16-2-2	6-3-0	7-5-0	11-4-0	8-1-1	DNP	4-5-8
vs New Mexico State	12/23/17	54-63	L	5-3-0	15-5-1	1-1-0	4-4-1	2-4-0	DNP	13-7-1
vs Middle Tennessee	12/25/17	84-81	w	9-1-6	13-5-1	8-0-2	9-5-2	0-0-0	DNP	20-6-3
at Pitt	12/30/17	67-53	w	11-3-4	3-2-0	10-1-0	12-6-2	8-0-1	DNP	11-5-3
at Georgia Tech	01/03/18	54-64	L	6-1-3	3-1-0	8-0-5	9-12-1	6-5-0	DNP	9-9-2
FLORIDA STATE	01/07/18	80-74	w	0-0-4	8-3-4	18-1-2	2-12-2	5-0-0	DNP	23-4-2
at Clemson	01/13/18	63-72	L	4-0-0	0-0-0	13-1-1	16-4-0	16-7-1	DNP	4-7-1
DUKE	01/15/18	75-83	L	3-1-2	0-2-0	13-1-2	13-7-1	19-2-2	DNP	7-7-2
at NC State	01/21/18	86-81	w	5-0-7	6-4-0	6-2-5	15-3-4	12-2-1	DNP	19-4-9
LOUISVILLE	01/24/18	78-75	w	12-7-2	0-0-0	9-0-4	2-6-1	25-4-3	DNP	8-11-2
at Florida State	01/27/18	94-103	L	4-3-1	20-2-0	0-0-5	19-5-1	23-4-5	DNP	13-7-5
PITT	01/31/18	69-57	w	3-2-2	8-3-0	13-3-5	10-10-3	16-5-3	DNP	DNP
at Virginia Tech	02/03/18	84-75	w	12-6-4	14-1-0	6-2-0	25-13-2	14-3-3	DNP	DNP
WAKE FOREST	02/07/18	87-81	w	16-3-1	9-5-1	13-2-5	4-4-2	19-3-4	DNP	DNP
at Boston College	02/10/18	70-72	L	11-3-3	17-6-0	16-3-2	6-9-4	6-0-2	DNP	DNP
VIRGINIA	02/13/18	50-59	L	4-4-1	5-0-0	19-1-1	2-7-2	6-0-2	DNP	DNP
SYRACUSE	02/17/18	55-62	L	8-0-1	6-3-1	14-0-4	4-4-5	12-0-2	DNP	DNP
at Notre Dame	02/19/18	77-74	w	12-2-4	3-0-0	9-1-1	7-6-6	19-3-4	DNP	DNP
BOSTON COLLEGE	02/24/18	79-78	w	5-1-3	8-2-1	15-0-3	13-9-0	14-3-4	DNP	DNP
at North Carolina	02/27/18	91-88	w	15-0-3	10-3-0	18-1-4	6-3-2	13-0-1	DNP	DNP

Opponent	Date	Score		14	15	20	21	35
				MILLER,ROD	IZUNDU,EBU	HUELL,DEWA	WAARDENBUR	STOWELL,CH
GARDNER-WEBB	11/10/17	77-45	w	0-1-0	14-10-1	14-8-2	DNP	0-0-0
NAVY	11/12/17	89-55	w	4-0-0	12-4-2	14-10-1	DNP	0-1-0
FLORIDA A&M	11/16/17	90-59	w	2-1-0	4-6-0	10-5-0	DNP	0-0-0
vs La Salle	11/22/17	57-46	w	0-0-0	3-2-0	16-7-0	7-2-0	DNP
NORTH FLORIDA	11/25/17	86-65	w	DNP	5-7-0	13-6-0	9-6-1	0-0-0
at Minnesota	11/29/17	86-81	w	DNP	0-3-1	23-2-0	0-1-0	DNP
vs Princeton	12/02/17	80-52	w	2-0-0	6-4-0	9-1-0	0-4-0	0-0-0
BOSTON UNIVERSITY	12/05/17	69-54	w	DNP	0-5-0	6-6-1	0-2-0	DNP
at George Washington	12/16/17	59-50	w	DNP	2-3-0	15-12-0	DNP	DNP
at Hawai'i	12/22/17	75-57	w	DNP	7-3-0	16-6-0	DNP	DNP
vs New Mexico State	12/23/17	54-63	L	0-1-0	4-3-0	10-9-1	0-0-0	DNP
vs Middle Tennessee	12/25/17	84-81	w	2-0-0	2-2-0	21-3-0	DNP	DNP
at Pitt	12/30/17	67-53	w	0-0-0	4-5-1	8-7-0	DNP	DNP
at Georgia Tech	01/03/18	54-64	L	0-0-0	0-1-0	13-8-1	DNP	DNP
FLORIDA STATE	01/07/18	80-74	w	DNP	4-1-0	20-8-1	DNP	DNP
at Clemson	01/13/18	63-72	L	DNP	0-3-0	10-7-2	DNP	DNP
DUKE	01/15/18	75-83	L	DNP	2-3-0	18-13-1	DNP	DNP
at NC State	01/21/18	86-81	w	DNP	15-3-0	8-2-0	0-0-0	DNP
LOUISVILLE	01/24/18	78-75	w	DNP	2-1-0	18-12-0	0-7-1	DNP
at Florida State	01/27/18	94-103	L	DNP	2-0-0	8-6-0	5-1-0	DNP
PITT	01/31/18	69-57	w	DNP	4-4-0	11-6-1	4-4-1	DNP
at Virginia Tech	02/03/18	84-75	w	2-3-0	5-2-0	3-4-0	3-5-0	DNP
WAKE FOREST	02/07/18	87-81	w	1-0-0	3-2-0	10-10-0	12-3-1	DNP
at Boston College	02/10/18	70-72	L	0-0-0	6-4-0	2-4-0	6-0-0	DNP
VIRGINIA	02/13/18	50-59	L	DNP	8-5-0	0-3-0	6-0-0	DNP
SYRACUSE	02/17/18	55-62	L	DNP	2-2-0	7-10-0	2-4-0	DNP
at Notre Dame	02/19/18	77-74	w	0-0-0	14-8-0	7-3-0	6-2-0	DNP
BOSTON COLLEGE	02/24/18	79-78	w	DNP	4-6-0	16-9-2	4-6-1	DNP
at North Carolina	02/27/18	91-88	w	DNP	12-5-0	14-8-0	3-2-4	DNP



**Official Basketball Box Score -- Game Totals -- Final Statistics**  
**Gardner-Webb vs Miami (FL)**  
 11/10/17 8:00 pm at Coral Gables, Fla. (Watsco Center)

**Gardner-Webb 45 · 0-1**

#	Player	Total			3-Ptr			Rebounds			PF	TP	A	TO	Blk	Stl	Min
		FG-FGA	FG-FGA	FT-FTA	FG-FGA	FG-FGA	FT-FTA	Off	Def	Tot							
25	DJ Laster	1	5-13	0-1	0-0	3	5	8	3	10	1	4	0	2	25		
31	L'Hassane Niangane	c	0-2	0-0	0-1	2	4	6	5	0	0	1	0	0	13		
00	Jamaal Robateau	g	1-6	1-3	0-0	0	4	4	0	3	1	0	0	0	25		
04	Christian Turner	g	1-2	0-0	0-0	0	0	0	1	2	1	2	0	1	16		
11	David Efanayi	g	4-14	1-4	0-1	0	4	4	4	9	0	4	0	1	29		
01	Jaheam Cornwall	g	0-3	0-1	0-2	0	0	0	1	0	4	0	0	0	18		
02	Eric Jamison	g	3-5	0-0	0-0	1	2	3	1	6	0	0	0	0	16		
05	Liam O'Reilly	g	3-8	2-3	1-1	1	3	4	0	9	1	1	0	0	25		
10	Nate Johnson	g	2-6	0-4	0-1	0	3	3	0	4	2	0	0	1	16		
14	Brandon Miller	g	1-4	0-0	0-0	1	0	1	4	2	0	2	0	0	17		
	Team					2	1	3									
Totals			20-63	4-16	1-6	10	26	36	19	45	10	14	0	5	200		

FG % 1st Half: 10-31 32.3% 2nd half: 10-32 31.3% Game: 20-63 31.7% Deadball Rebounds 2  
 3FG % 1st Half: 2-5 40.0% 2nd half: 2-11 18.2% Game: 4-16 25.0%  
 FT % 1st Half: 1-2 50.0% 2nd half: 0-4 0.0% Game: 1-6 16.7%

**Miami (FL) 77 · 1-0**

#	Player	Total			3-Ptr			Rebounds			PF	TP	A	TO	Blk	Stl	Min
		FG-FGA	FG-FGA	FT-FTA	FG-FGA	FG-FGA	FT-FTA	Off	Def	Tot							
20	Dewan Huell	f	6-9	0-0	2-3	2	6	8	1	14	2	3	2	1	18		
00	Ja'Quan Newton	g	4-6	1-2	4-8	0	0	0	1	13	1	0	0	0	28		
01	DJ Vasiljevic	g	2-12	1-10	2-2	0	2	2	1	7	0	0	0	0	30		
03	Anthony Lawrence	g	1-4	1-3	0-0	3	4	7	3	3	1	0	0	2	22		
11	Bruce Brown	g	5-9	0-2	0-3	1	10	11	2	10	1	0	1	0	31		
02	Chris Lykes	g	1-6	1-5	0-0	0	1	1	3	3	1	4	0	1	18		
04	Lonnie Walker	g	4-5	2-3	0-0	1	1	2	0	10	5	2	0	0	25		
05	Mike Robinson	g	1-1	1-1	0-0	0	0	0	0	3	0	0	0	0	1		
14	Rodney Miller	g	0-1	0-0	0-1	0	1	1	0	0	0	0	0	0	4		
15	Ebuka Izundu	g	6-7	0-0	2-4	2	8	10	4	14	1	1	1	0	22		
35	Chris Stowell	g	0-0	0-0	0-0	0	0	0	0	0	0	0	0	0	1		
	Team					3	3	6									
Totals			30-60	7-26	10-21	12	36	48	15	77	21	12	3	5	200		

FG % 1st Half: 9-27 33.3% 2nd half: 21-33 63.6% Game: 30-60 50.0% Deadball Rebounds 3  
 3FG % 1st Half: 1-13 7.7% 2nd half: 6-13 46.2% Game: 7-26 26.9%  
 FT % 1st Half: 8-15 53.3% 2nd half: 2-6 33.3% Game: 10-21 47.6%

Officials: Brian Dorsey, Raymond Stovens Jr., William Humes  
 Technical fouls: Gardner-Webb-None, Miami (FL)-None.  
 Attendance: 7073

Score by periods	1st	2nd	Total
Gardner-Webb	23	22	45
Miami (FL)	27	50	77

Last FG - GWU 2nd-00:15, UM 2nd-00:30.  
 Largest lead - GWU by 7 1st-16:59, UM by 37 2nd-04:34.  
 GWU led for 05:42, UM led for 30:55. Game was tied for 03:23.

	Points	In Paint	Off T/O	2nd Chance	Fast Break	Bench
GWU	30	15	5	2	4	30
UM	42	15	12	4	2	30

Score tied - 3 times.  
 Lead changed - 1 time.

**Official Basketball Box Score -- Game Totals -- Final Statistics**  
**Navy vs Miami (FL)**  
 11/12/17 4:39 pm at Coral Gables, Fla. (Watsco Center)

**Navy 55 · 1-1**

#	Player	Total			3-Ptr			Rebounds			PF	TP	A	TO	Blk	Stl	Min
		FG-FGA	FG-FGA	FT-FTA	FG-FGA	FG-FGA	FT-FTA	Off	Def	Tot							
01	Lacey, Tom	*	5-7	0-0	0-0	1	4	5	0	10	2	1	2	0	24		
02	Abdullah, Hasan	*	5-13	3-7	0-0	1	0	1	1	13	1	4	0	3	26		
10	Dulin, Bryce	*	0-5	0-1	0-0	3	5	8	1	0	4	1	0	1	26		
20	Anderson, Shawn	*	2-9	0-0	2-2	1	4	5	2	6	2	3	0	1	23		
40	Wieck, Evan	*	1-3	0-0	0-0	2	1	3	2	2	2	0	0	1	19		
00	Fox, Nourse	*	1-3	0-1	0-0	0	0	0	2	2	0	2	0	1	12		
03	Cullen, Matt	*	0-1	0-1	0-0	0	0	0	0	0	1	0	0	0	4		
05	Pearson, Ryan	*	0-3	0-2	0-0	0	1	1	0	0	1	0	0	0	7		
15	Antonelli, Dominick	*	1-2	1-2	0-0	0	0	0	0	3	0	1	0	0	4		
21	Kiernan, George	*	3-8	2-6	3-3	0	1	4	11	0	1	0	0	0	13		
22	Davis, Cam	*	0-2	0-0	0-0	0	0	0	1	0	0	1	0	0	14		
23	Lewis, Mo	*	2-4	0-0	0-0	0	0	0	2	4	0	1	0	0	9		
34	Ogale, Danny	*	0-1	0-0	0-0	1	0	1	0	0	1	0	0	0	4		
41	Riemersma, Tyler	*	1-2	0-1	2-4	1	3	4	0	4	0	0	0	0	15		
	Team					2	2	4									
Totals			21-63	6-21	7-9	12	21	33	15	55	14	16	2	7	200		

FG % 1st Half: 9-33 27.3% 2nd half: 12-30 40.0% Game: 21-63 33.3% Deadball Rebounds 1  
 3FG % 1st Half: 4-13 30.8% 2nd half: 2-8 25.0% Game: 6-21 28.6%  
 FT % 1st Half: 2-2 100.0% 2nd half: 5-7 71.4% Game: 7-9 77.8%

**Miami (FL) 89 · 2-0**

#	Player	Total			3-Ptr			Rebounds			PF	TP	A	TO	Blk	Stl	Min
		FG-FGA	FG-FGA	FT-FTA	FG-FGA	FG-FGA	FT-FTA	Off	Def	Tot							
00	Ja'Quan Newton	*	6-10	1-3	1-1	0	3	3	1	14	1	4	0	1	26		
01	DJ Vasiljevic	*	5-10	4-8	2-2	0	3	3	2	16	0	0	0	2	20		
03	Anthony Lawrence	*	4-5	1-2	1-2	0	7	7	1	10	2	2	2	1	30		
11	Bruce Brown	*	1-10	0-3	1-2	1	5	6	1	3	6	3	1	0	31		
20	Dewan Huell	*	6-8	0-0	2-3	3	7	10	2	14	1	1	1	1	22		
02	Chris Lykes	*	3-5	2-2	0-0	0	1	1	2	8	2	0	0	2	17		
04	Lonnie Walker	*	3-7	1-5	1-1	0	2	2	0	8	1	0	1	1	24		
05	Mike Robinson	*	0-0	0-0	0-0	0	0	0	0	0	0	0	0	0	3		
14	Rodney Miller	*	2-3	0-0	0-2	0	0	0	1	4	0	0	0	0	5		
15	Ebuka Izundu	*	5-6	0-0	2-3	3	1	4	2	12	2	2	2	1	19		
35	Chris Stowell	*	0-0	0-0	0-0	0	1	1	0	0	0	0	0	0	3		
	Team					4	1	5									
Totals			35-64	9-23	10-16	11	31	42	12	89	15	12	7	9	200		

FG % 1st Half: 15-33 45.5% 2nd half: 20-31 64.5% Game: 35-64 54.7% Deadball Rebounds 3  
 3FG % 1st Half: 4-14 28.6% 2nd half: 5-9 55.6% Game: 9-23 38.1%  
 FT % 1st Half: 7-9 77.8% 2nd half: 3-7 42.9% Game: 10-16 62.5%

Officials: Tim Nestor, Bert Smith, Tim Clougherty  
 Technical fouls: Navy-None, Miami (FL)-None.  
 Attendance: 6611

Score by periods	1st	2nd	Total
Navy	24	31	55
Miami (FL)	41	48	89

Last FG - NAVY 2nd-00:35, UM 2nd-00:23.  
 Largest lead - NAVY None, UM by 35 2nd-01:39.  
 NAVY led for 00:00, UM led for 39:31. Game was tied for 00:29.

	Points	In Paint	Off T/O	2nd Chance	Fast Break	Bench
NAVY	26	10	5	12	24	32
UM	50	22	12	2	24	32

Score tied - 0 times.  
 Lead changed - 0 times.

**Official Basketball Box Score -- Game Totals -- Final Statistics**  
**Florida A&M vs Miami (FL)**  
 11/16/17 7:02 pm at Coral Gables, Fla. (Watsco Center)

**Florida A&M 59 · 0-3**

#	Player	Total			3-Ptr			Rebounds			PF	TP	A	TO	Blk	Stl	Min
		FG-FGA	FG-FGA	FT-FTA	FG-FGA	FG-FGA	FT-FTA	Off	Def	Tot							
00	WILLIAMS, Desmond	*	4-13	0-3	0-0	1	2	3	2	8	3	0	1	0	37		
04	MAYES, Elijah	*	1-1	0-0	0-0	0	0	0	1	2	1	0	0	0	7		
20	MYLES, Brendon	*	2-4	0-0	0-0	0	0	0	2	4	0	3	0	1	12		
22	BARHAM, Marcus	*	7-15	4-9	4-4	0	1	1	2	22	1	2	0	0	35		
34	MARTIN, Isaijah	*	3-7	0-0	2-2	2	4	3	8	0	2	1	0	0	30		
02	REAVES, Kamron	*	0-3	0-1	0-0	0	3	3	2	0	1	3	0	1	18		
03	BOWMAN, Craig	*	4-6	1-2	0-0	0	6	6	1	9	2	4	0	2	20		
05	CORE, Nasir	*	2-3	0-0	0-0	0	1	1	2	4	2	1	0	0	17		
11	HARRELL, Javonni	*	1-4	0-0	0-0	2	3	5	2	2	1	0	0	1	13		
21	RAVENEL, Justin	*	0-3	0-1	0-0	0	1	1	0	1	0	0	1	1	11		
	Team					1	3	4									
Totals			24-59	5-16	6-6	6	22	28	18	59	12	19	2	6	200		

FG % 1st Half: 8-26 30.8% 2nd half: 16-33 48.5% Game: 24-59 40.7% Deadball Rebounds 1  
 3FG % 1st Half: 2-9 22.2% 2nd half: 3-7 42.9% Game: 5-16 31.3%  
 FT % 1st Half: 4-4 100.0% 2nd half: 2-2 100.0% Game: 6-6 100.0%



Official Basketball Box Score -- Game Totals -- Final Statistics  
North Florida vs Miami (FL)  
11/25/17 4:05 pm at Coral Gables, Fla. (Watsco Center)

North Florida 65 - 1-7

Box score for North Florida vs Miami (FL) showing player statistics for FG-FGA, 3-Ptr, FT-FTA, Rebounds, PF, TP, A, TO, Blk, Stl, Min. Includes team totals and half-by-half statistics.

Miami (FL) 86 - 5-0

Box score for Miami (FL) vs North Florida showing player statistics for FG-FGA, 3-Ptr, FT-FTA, Rebounds, PF, TP, A, TO, Blk, Stl, Min. Includes team totals and half-by-half statistics.

Officials: Jamie Luckie, Raymond Styons Jr, Doug Simons  
Technical fouls: North Florida-None, Miami (FL)-None.  
Attendance: 7189

Score by periods table showing 1st, 2nd, and Total scores for North Florida and Miami (FL).

Last FG - UNF 2nd-01:04, UM 2nd-00:34.  
Largest lead - UNF by 3 1st-19:43, UM by 22 2nd-11:54.  
UNF led for 01:10, UM led for 37:54. Game was tied for 00:42.

Score tied - 2 times.  
Lead changed - 1 time.

Official Basketball Box Score -- Game Totals -- Final Statistics  
Miami (FL) vs Minnesota  
11/29/17 8:15 PM at Minneapolis, Minn. (Williams Arena)

Miami (FL) 86 - 6-0

Box score for Miami (FL) vs Minnesota showing player statistics for FG-FGA, 3-Ptr, FT-FTA, Rebounds, PF, TP, A, TO, Blk, Stl, Min. Includes team totals and half-by-half statistics.

Minnesota 81 - 7-1

Box score for Minnesota vs Miami (FL) showing player statistics for FG-FGA, 3-Ptr, FT-FTA, Rebounds, PF, TP, A, TO, Blk, Stl, Min. Includes team totals and half-by-half statistics.

Officials: Keith Kimble, Larry Sciotto, Rob Riley  
Technical fouls: Miami (FL)-None, Minnesota-None.  
Attendance: 14625

Score by periods table showing 1st, 2nd, and Total scores for Miami (FL) and Minnesota.

Last FG - UM 2nd-01:29, MINN 2nd-00:02.  
Largest lead - UM by 12 2nd-09:08, MINN by 6 1st-02:39.  
UM led for 33:02, MINN led for 02:01. Game was tied for 04:57.

Score tied - 6 times.  
Lead changed - 2 times.

Official Basketball Box Score -- Game Totals -- Final Statistics  
Princeton vs Miami (FL)  
12/2/17 8:04 pm at American Airlines Arena

Princeton 52 - 2-5

Box score for Princeton vs Miami (FL) showing player statistics for FG-FGA, 3-Ptr, FT-FTA, Rebounds, PF, TP, A, TO, Blk, Stl, Min. Includes team totals and half-by-half statistics.

Miami (FL) 80 - 7-0

Box score for Miami (FL) vs Princeton showing player statistics for FG-FGA, 3-Ptr, FT-FTA, Rebounds, PF, TP, A, TO, Blk, Stl, Min. Includes team totals and half-by-half statistics.

Officials: Kip Kissinger, Ron Tyburski, Joe DeRosa  
Technical fouls: Princeton-None, Miami (FL)-DJ Vasiljevic.  
Attendance: 8426

Score by periods table showing 1st, 2nd, and Total scores for Princeton and Miami (FL).

Last FG - PRIN 2nd-01:00, UM 2nd-01:17.  
Largest lead - PRIN by 2 1st-15:21, UM by 31 2nd-01:17.  
PRIN led for 03:46, UM led for 32:02. Game was tied for 03:32.

Score tied - 4 times.  
Lead changed - 6 times.

Official Basketball Box Score -- Game Totals -- Final Statistics  
Boston University vs Miami (FL)  
12/05/17 7:05 p.m. at Watsco Center (Coral Gables, Fla.)

Boston University 54 - 3-4

Box score for Boston University vs Miami (FL) showing player statistics for FG-FGA, 3-Ptr, FT-FTA, Rebounds, PF, TP, A, TO, Blk, Stl, Min. Includes team totals and half-by-half statistics.

Miami (FL) 69 - 8-0

Box score for Miami (FL) vs Boston University showing player statistics for FG-FGA, 3-Ptr, FT-FTA, Rebounds, PF, TP, A, TO, Blk, Stl, Min. Includes team totals and half-by-half statistics.

Officials: Tony Greene, Les Jones, Mike Stuart  
Technical fouls: Boston University-MAHONEY,MAX, Miami (FL)-None.  
Attendance: 6890

Score by periods table showing 1st, 2nd, and Total scores for Boston University and Miami (FL).

Last FG - BOSTONU 2nd-05:06, UM 2nd-01:33.  
Largest lead - BOSTONU None, UM by 17 2nd-12:38.  
BOSTONU led for 00:00, UM led for 35:13. Game was tied for 01:47.

Score tied - 2 times.  
Lead changed - 0 times.



**Official Basketball Box Score -- Game Totals -- Final Statistics**  
**Miami vs George Washington**  
**12/16/17 12:06 p.m. at Charles E. Smith Center, Washington, DC**

**Miami 59 • (9-0)**

#	Player	Total			3-Ptr			Rebounds			PF	TP	A	TO	Blk	Stl	Min
		FG-FGA	FT-FTA	FT-FTA	FG-FGA	FT-FTA	Off	Def	Tot								
20	Dewan Huell	f	7-12	0-0	1-2	3	9	12	1	15	0	1	1	0	31		
00	Ja'Quan Newton	g	4-9	0-0	0-0	0	4	4	2	8	3	1	0	1	30		
01	DJ Vasiljevic	g	3-8	2-6	2-2	0	1	1	0	10	0	1	0	1	27		
03	Anthony Lawrence	g	2-5	1-2	0-0	1	8	9	3	5	3	1	1	0	31		
11	Bruce Brown	g	1-6	0-3	1-2	1	2	3	2	3	3	1	0	3	38		
02	Chris Lykes	g	1-5	1-3	0-0	0	0	0	2	3	1	1	0	0	12		
04	Lonnie Walker	g	6-14	1-7	0-2	2	3	5	3	13	3	1	1	1	27		
15	Ebuka Izundu	g	1-2	0-0	0-0	3	0	3	1	2	0	1	1	1	14		
	Team					0	2	2									
	Totals		25-61	5-21	4-8	10	29	39	14	59	13	8	4	6	200		

FG % 1st Half: 13-32 40.6% 2nd half: 12-29 41.4% Game: 25-61 41.0% Deadball Rebounds 3  
 3FG % 1st Half: 5-13 38.5% 2nd half: 0-8 0.0% Game: 5-21 23.8%  
 FT % 1st Half: 1-4 25.0% 2nd half: 3-4 75.0% Game: 4-8 50.0%

**George Washington 50 • (5-6)**

#	Player	Total			3-Ptr			Rebounds			PF	TP	A	TO	Blk	Stl	Min
		FG-FGA	FT-FTA	FT-FTA	FG-FGA	FT-FTA	Off	Def	Tot								
10	STEEVES, Patrick	f	3-11	0-0	0-0	3	3	6	2	6	1	2	1	0	0	28	
11	TORO, Arnaldo	f	3-12	0-3	0-0	4	9	13	2	6	0	1	0	0	32		
01	NOLAN JR, Terry	g	3-6	2-5	2-2	3	3	6	2	10	2	4	0	4	35		
03	BOLDEN, Jair	g	5-16	2-8	1-2	2	3	5	2	13	3	2	0	2	37		
12	WATANABE, Yuta	g	3-12	0-2	3-6	3	5	8	0	9	2	0	2	0	37		
00	MAZZULLA, Justin	g	0-1	0-0	0-0	2	1	3	0	0	0	1	0	0	8		
04	WILLIAMS, Justin	g	0-2	0-0	0-0	0	1	1	0	0	0	0	0	0	6		
35	ZEIGLER, Bo	g	2-3	0-0	2-2	0	0	0	4	6	0	1	0	0	17		
	Team					0	2	2									
	Totals		19-63	4-18	8-12	17	27	44	12	50	8	11	3	6	200		

FG % 1st Half: 5-27 18.5% 2nd half: 14-36 38.9% Game: 19-63 30.2% Deadball Rebounds 2  
 3FG % 1st Half: 1-6 16.7% 2nd half: 3-12 25.0% Game: 4-18 22.2%  
 FT % 1st Half: 4-4 100.0% 2nd half: 4-8 50.0% Game: 8-12 66.7%

Officials: Ted Valentine, Raymond Styons, Lamar Simpson  
 Technical fouls: Miami-None. George Washington-None.  
 Attendance: 3862

Score by periods	1st	2nd	Total
Miami	32	27	59
George Washington	15	35	50

Points	In Paint	Off T/O	2nd Chance	Fast Break	Bench
UM	40	8	12	18	6
GW	20	10	13	2	6

Last FG - UM 2nd-00:40, GW 2nd-00:33.  
 Largest lead - UM by 21 1st-02:52, GW None.  
 UM led for 38:45, GW led for 00:00. Game was tied for 01:15.

Score tied - 1 time.  
 Lead changed - 0 times.

**Official Basketball Box Score -- Game Totals -- Final Statistics**  
**Miami vs Hawai'i**  
**12/22/17 8:00 p.m. at Stan Sheriff Center - Honolulu, HI**

**Miami 75 • 10-0**

#	Player	Total			3-Ptr			Rebounds			PF	TP	A	TO	Blk	Stl	Min
		FG-FGA	FT-FTA	FT-FTA	FG-FGA	FT-FTA	Off	Def	Tot								
00	Ja'Quan Newton	*	6-11	0-1	4-5	0	2	2	1	16	2	2	0	0	31		
01	DJ Vasiljevic	*	2-7	2-3	0-0	1	2	3	1	6	0	0	0	1	27		
03	Anthony Lawrence	*	5-7	0-1	1-1	2	2	4	4	11	0	1	1	1	27		
11	Bruce Brown	*	1-4	1-2	1-2	0	5	5	4	4	8	2	0	0	32		
20	Dewan Huell	*	7-10	0-0	2-2	1	5	6	2	16	0	1	2	1	31		
02	Chris Lykes	*	3-7	1-3	0-0	1	4	5	1	7	0	1	0	1	19		
04	Lonnie Walker	*	3-5	1-3	1-1	0	1	1	1	8	1	2	0	2	22		
15	Ebuka Izundu	*	3-6	0-0	1-2	2	1	3	1	7	0	0	2	0	11		
	Team					2	0	2									
	Totals		30-57	5-13	10-13	9	22	31	15	75	11	9	5	6	200		

FG % 1st Half: 14-34 41.2% 2nd half: 16-23 69.6% Game: 30-57 52.6% Deadball Rebounds 0,3  
 3FG % 1st Half: 1-7 14.3% 2nd half: 4-6 66.7% Game: 5-13 38.5%  
 FT % 1st Half: 4-4 100.0% 2nd half: 6-9 66.7% Game: 10-13 76.9%

**Hawai'i 57 • 7-3**

#	Player	Total			3-Ptr			Rebounds			PF	TP	A	TO	Blk	Stl	Min
		FG-FGA	FT-FTA	FT-FTA	FG-FGA	FT-FTA	Off	Def	Tot								
00	Green, Leland	*	4-8	2-3	0-0	0	1	1	1	10	1	3	0	0	33		
01	Buggs, Drew	*	1-6	1-3	2-3	0	0	0	2	5	4	1	0	2	23		
13	Thomas, Mike	*	0-3	0-0	1-2	1	1	2	3	1	0	4	0	0	12		
21	Johnson, Gibson	*	3-5	0-1	0-0	1	1	2	4	6	0	0	0	0	23		
23	Drammeh, Sheriff	*	6-10	1-5	4-5	0	3	3	0	17	4	2	0	1	36		
02	Stepreau, Brocke	*	2-3	1-1	0-0	0	0	0	4	5	1	2	0	0	17		
04	Thomas, Brandon	*	0-0	0-0	0-0	0	0	0	0	0	0	0	0	0	1		
12	Purchase, Jack	*	3-7	3-7	0-0	0	12	12	2	9	3	1	0	0	30		
14	Raimo, Zigmars	*	0-0	0-0	0-0	0	0	0	0	0	0	0	0	0	1		
15	Flaisher, Ido	*	1-3	0-0	0-0	0	0	0	0	2	0	2	0	0	14		
24	Buscher, Zach	*	0-0	0-0	0-0	0	0	0	0	0	0	0	0	0	1		
32	Avea, Samuta	*	1-5	0-3	0-0	2	1	3	1	2	0	1	0	0	9		
	Team					2	1	3									
	Totals		21-50	8-23	7-10	6	20	26	17	57	13	16	0	3	200		

FG % 1st Half: 11-24 45.8% 2nd half: 10-26 38.5% Game: 21-50 42.0% Deadball Rebounds 1,1  
 3FG % 1st Half: 5-13 38.5% 2nd half: 3-10 30.0% Game: 8-23 34.8%  
 FT % 1st Half: 6-8 75.0% 2nd half: 1-2 50.0% Game: 7-10 70.0%

Officials: Keith Kimble, Chris Beaver, Nate Harris  
 Technical fouls: Miami-Lonnie Walker. Hawai'i-None.  
 Attendance: 7669  
 Hawaiian Airlines Diamond Head Classic 1st Round

Score by periods	1st	2nd	Total
Miami	33	42	75
Hawai'i	33	24	57

Points	In Paint	Off T/O	2nd Chance	Fast Break	Bench
UM	44	15	8	8	22
UH	20	12	2	2	18

Last FG - UM 2nd-00:44, UH 2nd-00:26.  
 Largest lead - UM by 20 2nd-04:38, UH by 4 1st-10:33.  
 UM led for 26:32, UH led for 05:13. Game was tied for 07:50.

Score tied - 8 times.  
 Lead changed - 12 times.

**Official Basketball Box Score -- Game Totals -- Final Statistics**  
**New Mexico State vs Miami**  
**12/23/17 5:00 p.m. at Stan Sheriff Center - Honolulu, HI**

**New Mexico State 63 • 11-2**

#	Player	Total			3-Ptr			Rebounds			PF	TP	A	TO	Blk	Stl	Min
		FG-FGA	FT-FTA	FT-FTA	FG-FGA	FT-FTA	Off	Def	Tot								
10	Jones, Jemerrio	*	3-10	0-2	0-0	3	5	8	4	6	2	1	0	0	20		
11	Wilkins, Johnathon	*	3-6	1-1	0-0	2	1	3	3	7	0	1	0	1	17		
12	Harris, AJ	*	5-8	0-1	0-1	0	1	1	2	10	0	0	1	1	31		
13	N'Dir, Sidy	*	4-9	2-5	0-0	3	2	5	2	10	1	2	0	1	31		
23	Lofton, Zach	*	4-15	1-6	6-6	1	8	9	1	15	3	0	0	3	33		
00	Jones, Keyon	*	1-3	1-3	0-0	0	1	1	1	3	0	1	0	0	17		
00	Buchanan, Shunn	*	1-2	1-1	0-0	0	0	0	0	3	0	0	0	0	11		
22	Chuha, Eli	*	3-14	1-6	1-2	1	7	8	4	8	0	2	0	0	30		
35	McCants, Johnny	*	0-0	0-0	1-4	2	2	4	3	1	1	0	0	0	10		
	Team					2	2	4									
	Totals		24-67	7-25	8-13	14	29	43	19	63	7	8	1	6	200		

FG % 1st Half: 11-38 28.9% 2nd half: 13-29 44.8% Game: 24-67 35.8% Deadball Rebounds 4  
 3FG % 1st Half: 2-14 14.3% 2nd half: 5-11 45.5% Game: 7-25 28.0%  
 FT % 1st Half: 5-8 62.5% 2nd half: 3-5 60.0% Game: 8-13 61.5%

**Miami 54 • 10-1**

#	Player	Total			3-Ptr			Rebounds			PF	TP	A	TO	Blk	Stl	Min
		FG-FGA	FT-FTA	FT-FTA	FG-FGA	FT-FTA	Off	Def	Tot								
00	Ja'Quan Newton	*	2-8	0-1	1-1	1	2	3	1	5	0	2	0	0	27		
01	DJ Vasiljevic	*	6-11	2-6	1-1	0	5	5	2	15	1	1	0	0	33		
03	Anthony Lawrence	*	1-3	0-2	2-2	1	3	4	2	4	1	2	2	0	29		
11	Bruce Brown	*	3-10	0-4	7-9	2	5	7	1	13	1	2	0	0	32		
20	Dewan Huell	*	4-6	0-0	2-4	3	6	9	3	10	1	0	2	0	27		
02	Chris Lykes	*	0-5	0-4	1-2	0	1	1	2	1	0	2	0	0	11		
04	Lonnie Walker	*	0-5	0-1	2-3	2	2	4	3	2	0	0	0	0	18		
14	Rodney Miller	*	0-0	0-0	0-0	0	1	1									







**Official Basketball Box Score -- Game Totals -- Final Statistics**

**Pitt vs Miami**  
**01/31/18 7:05 pm at Coral Gables, Fla. (Watsco Center)**

**Pitt 57 • 8-15 (0-10 ACC)**

Box score table for Pitt vs Miami, showing player statistics for Pitt (57-8-15) and Miami (69-16-5).

FG % 1st Half: 10-23 43.5% 2nd half: 12-30 40.0% Game: 22-53 41.5% Deadball Rebounds 1  
3FG % 1st Half: 5-12 41.7% 2nd half: 5-18 27.8% Game: 10-30 33.3%  
FT % 1st Half: 0-0 0.0% 2nd half: 3-3 100.0% Game: 3-3 100.0%

**Miami 69 • 16-5 (5-4 ACC)**

Box score table for Miami 69 vs Pitt 57, showing player statistics for Miami (69-16-5) and Pitt (57-8-15).

FG % 1st Half: 13-31 41.9% 2nd half: 10-24 41.7% Game: 23-55 41.8% Deadball Rebounds 5  
3FG % 1st Half: 4-12 33.3% 2nd half: 2-10 20.0% Game: 6-22 27.3%  
FT % 1st Half: 4-7 57.1% 2nd half: 13-16 81.3% Game: 17-23 73.9%

Officials: Jamie Luckie, Brent Hampton, Doug Simmons  
Technical fouls: Pitt-None. Miami-Ja'Quan Newton.  
Attendance: 7169

Score by periods table for Pitt vs Miami, showing 1st, 2nd, and Total scores.

Points in game table for Pitt vs Miami, showing points in each quarter and total.

Last FG - UP 2nd-01:04, UM 2nd-01:15. Largest lead - UP by 1 2nd-10:43, UM by 15 1st-05:35. UP led for 00:44. UM led for 37:33. Game was tied for 01:43. Score tied - 2 times. Lead changed - 2 times.

**Official Basketball Box Score -- Game Totals -- Final Statistics**

**Miami vs Virginia Tech**  
**02/03/18 2:00 PM at Cassell Coliseum, Blacksburg, Va.**

**Miami 84 • 17-5, 6-4**

Box score table for Miami vs Virginia Tech, showing player statistics for Miami (84-17-5) and Virginia Tech (75-16-7).

FG % 1st Half: 17-29 58.6% 2nd half: 12-28 42.9% Game: 29-57 50.9% Deadball Rebounds 1  
3FG % 1st Half: 6-9 66.7% 2nd half: 4-12 33.3% Game: 10-21 47.6%  
FT % 1st Half: 4-5 80.0% 2nd half: 12-18 66.7% Game: 16-23 69.6%

**Virginia Tech 75 • 16-7, 5-5**

Box score table for Virginia Tech 75 vs Miami 84, showing player statistics for Virginia Tech (75-16-7) and Miami (84-17-5).

FG % 1st Half: 13-29 44.8% 2nd half: 16-31 51.6% Game: 29-60 48.3% Deadball Rebounds 3,1  
3FG % 1st Half: 3-10 30.0% 2nd half: 5-12 41.7% Game: 8-22 36.4%  
FT % 1st Half: 3-6 50.0% 2nd half: 6-11 54.5% Game: 9-17 52.9%

Officials: Mike Eades, Pat Driscoll, Ed Corbett  
Technical fouls: Miami-None. Virginia Tech-None.  
Attendance: 9275

Score by periods table for Virginia Tech vs Miami, showing 1st, 2nd, and Total scores.

Points in game table for Virginia Tech vs Miami, showing points in each quarter and total.

Last FG - UM 2nd-00:52, VT 2nd-00:12. Largest lead - UM by 16 1st-02:09, VT by 5 1st-18:19. UM led for 37:06. VT led for 01:51. Game was tied for 01:03. Score tied - 2 times. Lead changed - 1 time.

**Official Basketball Box Score -- Game Totals -- Final Statistics**

**Wake Forest vs Miami**  
**02/07/18 7:01 pm at Coral Gables, Fla. (Watsco Center)**

**Wake Forest 81 • 9-15 (2-10 ACC)**

Box score table for Wake Forest vs Miami, showing player statistics for Wake Forest (81-9-15) and Miami (69-16-5).

FG % 1st Half: 14-32 43.8% 2nd half: 17-33 51.5% Game: 31-65 47.7% Deadball Rebounds 3  
3FG % 1st Half: 3-9 33.3% 2nd half: 6-13 46.2% Game: 9-22 40.9%  
FT % 1st Half: 0-0 0.0% 2nd half: 10-15 66.7% Game: 10-15 66.7%

**Miami 87 • 18-5 (7-4 ACC)**

Box score table for Miami 87 vs Wake Forest 81, showing player statistics for Miami (87-18-5) and Wake Forest (81-9-15).

FG % 1st Half: 13-30 43.3% 2nd half: 13-25 52.0% Game: 26-55 47.3% Deadball Rebounds 8  
3FG % 1st Half: 3-10 30.0% 2nd half: 6-12 50.0% Game: 9-22 40.9%  
FT % 1st Half: 6-8 75.0% 2nd half: 20-29 69.0% Game: 26-37 70.3%

Officials: Roger Ayers, Clarence Armstrong, Patrick Adams  
Technical fouls: Wake Forest-CRAWFORD,BRYANT. Miami-None.  
Attendance: 6774

Score by periods table for Miami vs Wake Forest, showing 1st, 2nd, and Total scores.

Points in game table for Miami vs Wake Forest, showing points in each quarter and total.

Last FG - WF 2nd-00:13, UM 2nd-02:40. Largest lead - WF by 2 1st-19:11, UM by 13 2nd-02:40. WF led for 01:50. UM led for 33:51. Game was tied for 04:19. Score tied - 4 times. Lead changed - 7 times.

**Official Basketball Box Score -- Game Totals -- Final Statistics**

**Miami vs Boston College**  
**2/10/18 2 p.m. at Silvio O. Conte Forum, Chestnut Hill, MA**

**Miami 70 • 18-6 (7-5 ACC)**

Box score table for Miami vs Boston College, showing player statistics for Miami (70-18-6) and Boston College (72-15-10).

FG % 1st Half: 16-28 57.1% 2nd half: 7-25 28.0% Game: 23-53 43.4% Deadball Rebounds 0  
3FG % 1st Half: 8-16 50.0% 2nd half: 2-11 18.2% Game: 10-27 37.0%  
FT % 1st Half: 4-8 50.0% 2nd half: 10-12 83.3% Game: 14-20 70.0%

**Boston College 72 • 15-10 (5-7 ACC)**

Box score table for Boston College 72 vs Miami 70, showing player statistics for Boston College (72-15-10) and Miami (70-18-6).

FG % 1st Half: 16-28 57.1% 2nd half: 9-22 40.9% Game: 25-50 50.0% Deadball Rebounds 1  
3FG % 1st Half: 6-9 66.7% 2nd half: 1-10 10.0% Game: 7-19 36.8%  
FT % 1st Half: 5-7 71.4% 2nd half: 10-12 83.3% Game: 15-19 78.9%

Score by periods table for Boston College vs Miami, showing 1st, 2nd, and Total scores.

Points in game table for Boston College vs Miami, showing points in each quarter and total.

Officials: Tim Nestor, Raymond Stynons, Jerry Heater  
Technical fouls: Miami-None. Boston College-None.  
Attendance: 7740

Last FG - UM 2nd-07:40, BC 2nd-03:00. Largest lead - UM by 7 2nd-06:17, BC by 3 1st-12:45. UM led for 26:49. BC led for 05:07. Game was tied for 08:04. Score tied - 13 times. Lead changed - 16 times.





**Official Basketball Box Score -- Game Totals -- Final Statistics**  
**Miami (FL) vs North Carolina**  
**02/27/18 9:00 PM at Smith Center, Chapel Hill**

**Miami (FL) 91 • 21-8, 10-7 ACC**

#	Player	Total			3-Ptr			Rebounds			PF	TP	A	TO	Blk	Stl	Min
		FG-FGA	FG-FGA	FT-FTA	FG-FGA	FG-FGA	FT-FTA	Off	Def	Tot							
20	Dewan Huell	f	6-10	0-0	2-2	3	5	8	3	14	0	1	1	1	1	21	
00	Ja'Quan Newton	g	5-11	1-1	4-4	0	0	0	1	15	3	0	0	0	0	28	
02	Chris Lykes	g	6-12	4-8	2-2	0	1	1	3	18	4	5	0	1	1	29	
03	Anthony Lawrence	g	2-5	0-1	2-2	1	2	3	3	6	2	1	0	1	1	26	
04	Lonnie Walker	g	5-11	3-7	0-1	0	0	0	1	13	1	0	0	1	1	32	
01	DJ Vasiljevic		4-4	2-2	0-0	0	3	3	1	10	0	2	0	0	0	22	
15	Ebuka Izundu		5-6	0-0	2-2	1	4	5	3	12	0	0	0	1	1	19	
21	Sam Waardenburg		1-3	1-3	0-0	0	2	2	4	3	4	1	1	2	2	23	
	Team					4	0	4									
	Totals		34-62	11-22	12-13	9	17	26	19	91	14	10	2	7	7	200	

FG % 1st Half: 18-32 56.3% 2nd half: 16-30 53.3% Game: 34-62 54.8% Deadball  
 3FG % 1st Half: 6-10 60.0% 2nd half: 5-12 41.7% Game: 11-22 50.0% Rebounds  
 FT % 1st Half: 2-3 66.7% 2nd half: 10-10 100.0% Game: 12-13 92.3% 0.2

**North Carolina 88 • 22-8, 11-6 ACC**

#	Player	Total			3-Ptr			Rebounds			PF	TP	A	TO	Blk	Stl	Min
		FG-FGA	FG-FGA	FT-FTA	FG-FGA	FG-FGA	FT-FTA	Off	Def	Tot							
01	Pinson, Theo	f	3-9	2-4	4-4	0	2	2	2	12	11	3	2	2	2	39	
25	Rohman, Aaron	f	0-0	0-0	0-0	0	1	1	0	0	0	1	0	0	0	2	
32	Maye, Luke	f	6-10	1-3	1-2	3	7	10	3	14	0	2	0	0	0	34	
02	Berry II, Joel	g	11-17	5-8	4-7	1	1	2	3	31	3	3	1	3	3	36	
14	Ma, Kane	g	0-0	0-0	0-0	0	0	0	0	0	0	0	0	0	0	2	
00	Woods, Seventh		0-1	0-1	0-0	0	0	0	2	0	0	3	0	1	1	4	
03	Platek, Andrew		0-1	0-1	0-0	0	0	0	0	0	0	0	0	0	0	2	
04	Robinson, Brandon		0-0	0-0	0-0	0	0	0	0	0	0	0	0	0	0	3	
13	Johnson, Cameron		7-10	3-5	3-5	1	4	5	2	20	2	0	0	0	0	33	
15	Brooks, Garrison		1-2	0-0	0-0	3	3	6	1	2	0	0	0	0	0	7	
21	Manley, Sterling		0-0	0-0	1-2	0	0	0	1	1	0	0	0	0	0	4	
24	Williams, Kenny		3-7	2-5	0-0	0	2	2	2	8	2	1	1	1	1	34	
	Team					3	0	3									
	Totals		31-57	13-27	13-20	11	20	31	16	88	18	13	4	7	7	200	

FG % 1st Half: 16-29 55.2% 2nd half: 15-28 53.6% Game: 31-57 54.4% Deadball  
 3FG % 1st Half: 3-11 27.3% 2nd half: 10-16 62.5% Game: 13-27 48.1% Rebounds  
 FT % 1st Half: 1-2 50.0% 2nd half: 12-18 66.7% Game: 13-20 65.0% 3

Officials: Ron Groover, James Breeding, Michael Stephens  
 Technical fouls: Miami (FL)-None. North Carolina-None.  
 Attendance: 20251

Score by periods	1st	2nd	Total
Miami (FL)	44	47	91
North Carolina	36	52	88

Points	In	Off	2nd	Fast	Bench
UM	36	20	13	7	25
NC	24	11	11	7	31

Last FG - UM 2nd-00:01, NC 2nd-00:05.  
 Largest lead - UM by 16 2nd-16:16, NC by 8 1st-13:38.  
 UM led for 27:55, NC led for 11:18. Game was tied for 00:47.

Score tied - 1 time.  
 Lead changed - 1 time.























# 21 SAM WAARDENBURG

**R-Fr. • 6-10 • 217 • Forward**  
**Henderson, New Zealand**  
**Rangitoto College**

### 2017-18 HIGHLIGHTS

- Has played in 18 games off bench, including 12 straight in ACC play
- Averaging 16.4 minutes per game in conference play
- Did not play in first three games of season (back)
- Made solid Miami debut with seven points and two rebounds in 12 minutes of action vs. La Salle (11/22)
- Scored nine points and added six rebounds against North Florida (11/25)
- Saw first action in ACC play in final minute of first half at NC State (1/21)
- Played 13 minutes off bench against Louisville and recorded career-high seven rebounds (1/24)
- Hit three straight 3-pointers in second half and scored career-high 12 points in win over Wake Forest (2/7)

- Nailed pair of 3-pointers and racked up three steals at BC (2/10)
- Played season-high 23 minutes and pulled down six rebounds in comeback win over BC (2/24)

### 2017-18 GAME-BY-GAME

	GS	Min	FG	Pct	3FG	Pct	FT	Pct	O-D-T	Avg	PF	FO	A	TO	Blk	Stl	Pts	Avg	
Gardner-Webb	DNP (back)																		
Navy	DNP (back)																		
Florida A&M	DNP (back)																		
vs. La Salle	13	3-6	.500	1-1	1.000	0-0	.000	1-1-2	2.0	0	0	0	0	0	0	0	7	7.0	
North Florida	16	4-9	.444	1-2	.500	0-0	.000	4-2-6	4.0	3	0	1	1	1	1	1	9	8.0	
at Minnesota	10	0-2	.000	0-1	.000	0-0	.000	1-0-1	3.0	1	0	0	2	0	0	0	5	5.3	
vs. Princeton	8	0-2	.000	0-1	.000	0-0	.000	1-3-4	3.3	1	0	0	0	0	0	0	4	4.0	
Boston University	9	0-1	.000	0-1	.000	0-0	.000	2-0-2	3.0	0	0	0	1	0	0	0	3	3.2	
at George Washington	DNP																		
at Hawai'i	DNP																		
vs. New Mexico State	3	0-1	.000	0-0	.000	0-0	.000	0-0-0	2.5	0	0	0	1	0	0	0	2	2.7	
vs. Middle Tennessee	DNP																		
at Pittsburgh	DNP																		
at Georgia Tech	DNP																		
Florida State	DNP																		
at Clemson	DNP																		
Duke	DNP																		
at NC State	1	0-0	.000	0-0	.000	0-0	.000	0-0-0	2.1	0	0	0	0	0	1	0	0	2.3	
Louisville	13	0-1	.000	0-1	.000	0-0	.000	3-4-7	2.8	0	0	1	1	1	0	0	2	2.0	
at Florida State	12	2-2	1.000	1-1	1.000	0-0	.000	0-1-1	2.6	4	0	0	0	0	0	0	5	2.3	
Pittsburgh	15	1-3	.333	0-1	.000	2-2	1.000	3-1-4	2.7	1	0	1	2	0	0	4	2.5		
at Virginia Tech	21	1-1	1.000	1-1	1.000	0-0	.000	0-5-5	2.9	3	0	0	1	1	0	3	2.5		
Wake Forest	17	3-5	.600	3-4	.750	3-4	.750	0-3-3	2.9	0	0	1	0	0	1	12	3.3		
at Boston College	16	2-3	.667	2-3	.667	0-0	.000	0-0-0	2.7	0	0	0	0	0	3	6	3.5		
Virginia	21	2-3	.667	2-2	1.000	0-0	.000	0-0-0	2.5	1	0	0	1	0	1	6	3.7		
Syracuse	18	0-2	.000	0-2	.000	2-2	1.000	2-2-4	2.6	4	0	0	0	1	0	2	3.6		
at Notre Dame	17	2-5	.400	2-4	.500	0-0	.000	1-1-2	2.6	2	0	0	0	0	0	6	3.8		
Boston College	23	2-5	.400	0-2	.000	0-0	.000	3-3-6	2.8	2	0	1	0	0	0	4	3.8		
at North Carolina	23	1-3	.333	1-3	.333	0-0	.000	0-2-2	2.7	4	0	4	1	1	2	3	3.7		
Virginia Tech																			

### CAREER HIGHS

#### Points

Career: 12 Wake Forest, 2/7/18  
 ACC: 12 Wake Forest, 2/7/18

#### Rebounds

Career: 7 Louisville, 1/24/18  
 ACC: 7 Louisville, 1/24/18

#### Assists

Career: 1 4x, last vs. Wake Forest, 2/7/18  
 ACC: 1 3x, last vs. Wake Forest, 2/7/18

#### Steals

Career: 3 at Boston College, 2/10/18  
 ACC: 3 at Boston College, 2/10/18

#### Blocked Shots

Career: 1 5x, last at UNC, 2/27/18  
 ACC: 1 4x, last at UNC, 2/27/18

#### Field Goals

Career: 4 North Florida, 11/25/17  
 ACC: 3 Wake Forest, 2/7/18

#### Field-Goal Attempts

Career: 9 North Florida, 11/25/17  
 ACC: 5 3x, last vs. BC, 2/24/18

#### Free Throws

Career: 3 Wake Forest, 2/7/18  
 ACC: 3 Wake Forest, 2/7/18

#### Free-Throw Attempts

Career: 4 Wake Forest, 2/7/18  
 ACC: 4 Wake Forest, 2/7/18

#### 3-Point Field Goals

Career: 3 Wake Forest, 2/7/18  
 ACC: 3 Wake Forest, 2/7/18

#### 3-Point Field-Goal Attempts

Career: 4 2x, last at Notre Dame, 2/19/18  
 ACC: 4 2x, last at Notre Dame, 2/19/18

#### Minutes

Career: 23 2x, last at UNC, 2/27/18  
 ACC: 23 2x, last at UNC, 2/27/18

### CAREER STATISTICS

Season	GP	GS	Min.	Avg.	3-Point			Free Throws			Rebounds				Scoring										
					FG	FGA	Pct.	FT	FTA	Pct.	Off.	Def.	Tot.	Avg.	PF	FO	Ast.	TO	Blk	Stl	Pts.	Avg.			
2017-18	18	0	256	14.2	23	54	.426	14	30	.467	7	8	.875	21	28	49	2.7	26	0	9	11	5	9	67	3.7







# 2017-18 MIAMI BASKETBALL ROSTER

## NUMERICAL ROSTER

No.	Name	Yr.	Pos.	Ht.	Wt.	Hometown/Previous School
0	Ja'Quan Newton	Sr.	G	6-3	191	Philadelphia, Pa. / Neumann-Goretti HS
1	Dejan Vasiljevic	So.	G	6-3	203	Melbourne, Australia / Australian Institute of Sport
2	Chris Lykes	Fr.	G	5-7	161	Mitchellville, Md. / Gonzaga College HS
3	Anthony Lawrence II	Jr.	G	6-7	210	St. Petersburg, Fla. / Lakewood Senior HS
4	Lonnie Walker IV	Fr.	G	6-5	204	Reading, Pa. / Reading HS
5	Mike Robinson	Sr.	G	5-10	170	New Britain, Conn. / New Britain HS
10	Miles Wilson <sup>^</sup>	So.	G	6-5	198	Baltimore, Md. / Mount St. Mary's
11	Bruce Brown Jr.	So.	G	6-5	205	Boston, Mass. / Vermont Academy
14	Rodney Miller Jr.	So.	C	7-0	255	Laurelton, N.Y. / Oak Hill Academy
15	Ebuka Izundu	Jr.	C	6-10	235	Charlotte, N.C. / Victory Christian Center / Nigeria
20	Dewan Huell	So.	F	6-11	236	Miami, Fla. / Miami Norland HS
21	Sam Waardenburg	R-Fr.	F	6-10	217	Henderson, New Zealand / Rangitoto College
22	Deng Gak <sup>#</sup>	Fr.	F	6-10	195	Sydney, Australia / Blair Academy (N.J.)
35	Chris Stowell	Sr.	F	6-6	208	Exeter, N.H. / Tilton School (N.H.) / Exeter HS

## ALPHABETICAL ROSTER

No.	Name	Yr.	Pos.	Ht.	Wt.	Hometown/Previous School
11	Bruce Brown Jr.	So.	G	6-5	205	Boston, Mass. / Vermont Academy
22	Deng Gak <sup>#</sup>	Fr.	F	6-10	195	Sydney, Australia / Blair Academy (N.J.)
20	Dewan Huell	So.	F	6-11	236	Miami, Fla. / Miami Norland HS
15	Ebuka Izundu	Jr.	C	6-10	235	Charlotte, N.C. / Victory Christian Center / Nigeria
3	Anthony Lawrence II	Jr.	G	6-7	210	St. Petersburg, Fla. / Lakewood Senior HS
2	Chris Lykes	Fr.	G	5-7	161	Mitchellville, Md. / Gonzaga College HS
14	Rodney Miller Jr.	So.	C	7-0	255	Laurelton, N.Y. / Oak Hill Academy
0	Ja'Quan Newton	Sr.	G	6-3	191	Philadelphia, Pa. / Neumann-Goretti HS
5	Mike Robinson	Sr.	G	5-10	170	New Britain, Conn. / New Britain HS
35	Chris Stowell	Sr.	F	6-6	208	Exeter, N.H. / Tilton School (N.H.) / Exeter HS
1	Dejan Vasiljevic	So.	G	6-3	203	Melbourne, Australia / Australian Institute of Sport
21	Sam Waardenburg	R-Fr.	F	6-10	217	Henderson, New Zealand / Rangitoto College
4	Lonnie Walker IV	Fr.	G	6-5	204	Reading, Pa. / Reading HS
10	Miles Wilson <sup>^</sup>	So.	G	6-5	198	Baltimore, Md. / Mount St. Mary's

<sup>^</sup> sitting out 2017-18 season per NCAA transfer regulations

<sup>#</sup> redshirting 2017-18 season

**Head Coach:** Jim Larrañaga, Providence '71, seventh season

**Associate Head Coach:** Chris Caputo, Westfield State (Mass.) '02, seventh season

**Assistant Coach:** Jamal Brunt, Randolph-Macon '03, third season

**Assistant Coach:** Adam Fisher, Penn State '06, '09, third season

**Director of Operations:** Lamont Franklin, UNC Wilmington '97, first season

**Strength & Conditioning Coach:** Steve Felde, Concordia University (Wis.) '03

**Associate Athletic Trainer:** Javier Jimenez, Temple '06

**Associate Director of Operations:** Jeff Dyer, Delaware '14

**Player Development Assistant:** Chaiison Allen, Northeastern '11

## PRONUNCIATION GUIDE

Dewan Huell	.....	Duh-WAHN HUE-ull
Ebuka Izundu	.....	ee-BOO-kuh ee-ZOON-du
Ja'Quan Newton	.....	Juh-QUAN
Chris Stowell	.....	Stole
Dejan Vasiljevic	.....	DAY-on Vass-EE-luh-vitch
HC Jim Larrañaga	.....	LARE-uh-NAY-guh
AC Chris Caputo	.....	Cuh-POO-toe
SC Steve Felde	.....	FELL-dee
AT Javier Jimenez	.....	Hah-VEE-air Him-EN-ez

## CLASS BREAKDOWN

### FRESHMEN (4)

Deng Gak  
Chris Lykes  
Sam Waardenburg\*  
Lonnie Walker IV  
\* - Redshirt

### SOPHOMORES (5)

Bruce Brown Jr.  
Dewan Huell  
Rodney Miller Jr.  
Dejan "DJ" Vasiljevic  
Miles Wilson

### JUNIORS (2)

Ebuka Izundu  
Anthony Lawrence II

### SENIORS (3)

Ja'Quan Newton  
Mike Robinson  
Chris Stowell

## GEOGRAPHIC BREAKDOWN

### UNITED STATES

**Connecticut**  
Mike Robinson

### Florida

Dewan Huell  
Anthony Lawrence II

### Maryland

Chris Lykes  
Miles Wilson

### Massachusetts

Bruce Brown Jr.

### New Hampshire

Chris Stowell

### New York

Rodney Miller Jr.

### Pennsylvania

Ja'Quan Newton  
Lonnie Walker IV

## INTERNATIONAL

### Australia

Dejan Vasiljevic  
Deng Gak

### New Zealand


Sam Waardenburg

### Nigeria

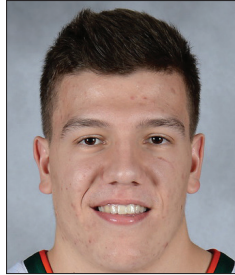
Ebuka Izundu



# TV/RADIO ROSTER



**0 JA'QUAN NEWTON**  
Senior • G • 6-3 • 191  
Philadelphia, Pa.



**1 DEJAN (DJ) VASILJEVIC**  
Soph. • G • 6-3 • 203  
Melbourne, Australia



**2 CHRIS LYKES**  
Freshman • G • 5-7 • 161  
Mitchellville, Md.




**3 ANTHONY LAWRENCE II**  
Junior • G • 6-7 • 210  
St. Petersburg, Fla.



**4 LONNIE WALKER IV**  
Freshman • G • 6-4 • 204  
Reading, Pa.



**5 MIKE ROBINSON**  
Senior • G • 5-10 •  
New Britain, Conn.



**10 MILES WILSON**  
Soph. • G • 6-5 • 198  
Baltimore, Md.




**11 BRUCE BROWN JR.**  
Soph. • G • 6-5 • 205  
Boston, Mass.



**14 RODNEY MILLER JR.**  
Soph. • C • 7-0 • 255  
Laurelton, N.Y.



**15 EBUKA IZUNDU**  
Junior • C • 6-10 • 235  
Charlotte, N.C.




**20 DEWAN HUELL**  
Soph. • C • 6-11 • 236  
Miami, Fla.



**21 SAM WAARDENBURG**  
R-Freshman • F • 6-10 • 217  
Henderson, New Zealand



**22 DENG GAK**  
Freshman • F • 6-10 • 195  
Sydney, Australia



**35 CHRIS STOWELL**  
Senior • F • 6-6 • 208  
Exeter, N.H.



**JIM LARRAÑAGA**  
Head Coach



**CHRIS CAPUTO**  
Associate Head Coach



**JAMAL BRUNT**  
Assistant Coach



**ADAM FISHER**  
Assistant Coach