



2015 MIAMI BASEBALL GAME NOTES

Miami Athletic Communications • 5821 San Amaro Drive • Coral Gables, FL 33146

HurricaneSports.com • Facebook: Facebook.com/TheUBaseball • Twitter: @CanesBaseball • Instagram: @TheUBaseball

Home to Four National Championships (1982, 1985, 1999, 2001) and 42 Consecutive NCAA Postseason Appearances

SERIES INFORMATION

Dates: May 2-3, 2015

Game Times: 1 p.m. & 7 p.m. (doubleheader) | 1 p.m.

Site: Pittsburgh, Pa. / Charles L. Cost Field (900)

UM Student Radio: WVUM 90.5 FM | WVUM.org (all games)

Live Stats: PittsburghPanthers.com

Twitter Updates: @CanesBaseball / @MiamiHurricanes

Postgame Recap: HurricaneSports.com

Series History: Miami leads, 9-0

Miami: Miami leads, 9-0

Pittsburgh: N/A

Neutral Site: N/A

First Meeting: March 25, 1969 - Miami won, 8-2

Last Meeting: April 13, 2014 - Miami won, 7-2

Streak: Miami, nine wins

#14 MIAMI

31-13, 16-8 ACC

2014: 44-19, 24-6 ACC (first place, Coastal)

Last Game: April 26, 2015

12-0 win, Florida State

Head Coach: Jim Morris (Elon, 1973)

DI Career: 1,466-644-4 (34th season)

at UM: 962-377-3 (22nd season)

Game One: JR LHP Thomas Woodrey (4-2, 2.87 ERA)

Game Two: R-JR LHP Andy Suarez (4-1, 4.07 ERA)

Game Three: JR RHP Enrique Sosa (6-3, 3.81 ERA)

PITTSBURGH

16-26, 6-14 ACC

2014: 22-30, 11-19 ACC (sixth place, Coastal)

Last Game: April 29, 2015

7-8 loss, at Penn State

Head Coach: Joe Jordano (Westminster, 1985)

DI Career: 507-434-1 (18th season)

at Pitt: 507-434-2 (18th season)

Game One: SO RHP T.J. Zeuch (4-5, 3.78 ERA)

Game Two: JR RHP Aaron Sandefur (1-5, 4.45 ERA)

Game Three: JR RHP Marc Berube (1-6, 4.23 ERA)

UM ATHLETICS COMMUNICATIONS

Camron Ghorbi (Miami, 2011)

c.ghorbi@miami.edu | @CamronGhorbi

(305) 284-3230 (office)

(786) 877-7329 (cell)



GAMES 45-47

PITTSBURGH, PA. (CHARLES L. COST FIELD)



#14 MIAMI HURRICANES (31-13, 16-8 ACC)

Head Coach: Jim Morris (Elon, 1973)

Career Division I Record: 1,466-644-4 (34th season) | Record at Miami: 962-377-3 (22nd season)



at

PITTSBURGH PANTHERS (16-26, 6-14 ACC)

Head Coach: Joe Jordano (Westminster, 1985)

Career Division I Record: 507-434-2 (18th season) | Record at Pitt: 507-434-2 (18th season)

WEEKEND STORYLINES & NOTABLES

- No. 14 Miami makes its **first ever** trip to Charles L. Cost Field for an ACC series at Pittsburgh beginning Saturday, May 2.
- Miami is ranked in the **top 20** of every college baseball poll. The Hurricanes check in at #10 in *Collegiate Baseball Newspaper*, #12 by *Perfect Game*, #14 in the Coaches' Poll, #14 by *D1Baseball*, #16 by NCBWA & #17 by *Baseball America*.
- The Hurricanes have a **2.5-game lead** in the ACC's Coastal Division with a **16-8 ACC record**; Miami is **31-13 overall**.
- Miami **swept Pittsburgh** at Mark Light Field in 2014, and have won **all nine matches in the head-to-head series**.
- Miami opened the week with the **second-best team batting average** (.300) and **fourth-best staff ERA** (3.31) in the ACC.
- Based on the latest rankings from *WarrenNolan.com*, Miami has the **#2 strength of schedule** nationwide and **#3 RPI**.
- Jim Morris became just the **eighth coach in Division I baseball history** to accumulate **1,400** wins last year. With a 9-5 win over Louisville in March 2015, Morris moved into **seventh in all-time wins (1,445)** for a coach at a four-year college.
- Junior Willie Abreu carries a **team-best 10-game hitting streak** into Friday's series opener against the Panthers.
- Junior lefthander **Thomas Woodrey** has tossed at least **6.0 innings** in all 10 of his outings this year - **his first as a starter**.
- Junior **David Thompson** was named to the **Golden Spikes Award Midseason Watch List** (top amateur player) in mid-April.
- Sophomore closer **Bryan Garcia** ranks **fifth** in UM history with **24 saves**; **nine saves in 2015** are **third-most** in the ACC.
- Miami captured the **2014 ACC Baseball Regular Season Championship**, finishing atop the ACC with a **24-6 record**.
- Miami's streak of **42 consecutive NCAA postseason appearances** is the longest active streak in Division I athletics.

PROJECTED STARTERS



Game 1:

LHP Thomas Woodrey
4-2, 2.87 ERA



Game 2:

LHP Andy Suarez
4-1, 4.07 ERA



Game 3:

RHP Enrique Sosa
6-3, 3.81 ERA

POTENTIAL STARTING LINEUP

Pos.	#	Player	AVG	AB	R	H	2B	3B	HR	RBI	SB-SBA
C	40	Garrett Kennedy	.343	137	31	47	7	1	5	29	1-1
1B	17	Christopher Barr	.297	118	20	34	6	2	0	10	6-6
2B	7	George Iskenderian	.374	171	48	64	10	2	2	36	15-15
SS	51	Brandon Lopez	.321	81	10	26	3	2	0	11	0-0
3B	8	David Thompson	.321	168	34	54	12	2	11	54	1-3
LF	45	Carl Chester	.256	160	29	41	7	1	4	19	10-13
CF	2	Ricky Eusebio	.289	159	44	46	10	2	2	18	13-16
RF	13	Willie Abreu	.302	149	28	45	6	0	3	32	4-4
DH	0	Zack Collins	.266	158	34	42	6	3	6	27	6-7

UNIVERSITY INFORMATION

Location	Coral Gables, Fla.
Enrollment	15,629
Founded	1925
Nickname	Hurricanes
Colors	Orange (PMS 1665), Green (PMS 3435) and White
President	Donna E. Shalala
Athletics Director	Blake James
Conference	Atlantic Coast Conference
Stadium / Capacity	Alex Rodriguez Park at Mark Light Field / 4,999

BASEBALL COACHING / SUPPORT STAFF

Head Coach	Jim Morris
Record at Miami / Seasons	962-377-3 (.717) / 21
Career Division I Record / Seasons	1,466-644-4 (.694) / 33
Career Coaching Record / Seasons	1,597-684-4 (.698) / 37
Assistant Coach / Recruiting Coordinator / Hitting	Gino DiMare (Miami, 1998)
Assistant Coach / Pitching	J.D. Arteaga (Miami, 2002)
Assistant Coach / Catchers	Michael DeLucia (Campbell, 2013)
Strength & Conditioning Coach	Brian Gabriel (Incarnate Word, 1996)
Athletic Trainer	Kenny Johnson (FIU, 2009)
Director of Baseball Operations / Camps	Robert "G.M." McDaniel (FIU, 2003)

PROGRAM HISTORY

First Year of Baseball	1940
All-Time Program Record	2,436-986-18 (.708)
College World Series Appearances / Last	23 / 2008
College World Series Record	47-38 (.553)
NCAA Regional Appearances/ Last	43 / 2014
NCAA Regional Record	119-43 (.734)
Last Postseason Opponent	Texas Tech / 2014 Coral Gables Regional

TEAM INFORMATION

2014 Overall Record	44-19
2014 ACC Record / Finish	24 - 6 / 1st Place (Coastal Division, ACC)
Letterwinners Returning / Lost	21 / 12

POSTSEASON HISTORY

National Championships: 4 (1982, 1985, 1999, 2001)
ACC Championships: 1 (2008)
College World Series Appearances: 23 (1974, 1978, 1979, 1980, 1981, 1982, 1984, 1985, 1986, 1988, 1989, 1992, 1994, 1995, 1996, 1997, 1998, 1999, 2001, 2003, 2004, 2006, 2008)
Super Regional Appearances: 10 (1999, 2000, 2001, 2002, 2003, 2004, 2005, 2006, 2008, 2010)
Super Regional Titles: 6 (1999, 2001, 2003, 2004, 2006, 2008)
NCAA Regional Appearances: 43 (1971, 1973, 1974, 1975, 1976, 1977, 1978, 1979, 1980, 1981, 1982, 1983, 1984, 1985, 1986, 1987, 1988, 1989, 1990, 1991, 1992, 1993, 1994, 1995, 1996, 1997, 1998, 1999, 2000, 2001, 2002, 2003, 2004, 2005, 2006, 2007, 2008, 2009, 2010, 2011, 2012, 2013, 2014)
NCAA Regional Titles: 27 (1974, 1978, 1979, 1980, 1981, 1982, 1984, 1985, 1986, 1988, 1989, 1992, 1994, 1995, 1996, 1997, 1998, 1999, 2001, 2002, 2003, 2004, 2005, 2006, 2008, 2010)

2015 SCHEDULE (31-13, 16-8 ACC)

FEBRUARY (8-3)				
DATE	DAY	OPPONENT	TIME (ET)	RESULT
Feb. 13	Friday	RUTGERS	7:00 p.m.	W (5-2)
Feb. 14	Saturday	RUTGERS (G1)	2:00 p.m.	W (9-5)
Feb. 14	Saturday	RUTGERS (G2)	7:00 p.m.	W (9-3)
Feb. 15	Sunday	RUTGERS	1:00 p.m.	W (25-4)
Feb. 18	Wednesday	at FAU	6:30 p.m.	L (3-5)
Feb. 20	Friday	at Florida	7:00 p.m.	L (3-4)
Feb. 21	Saturday	at Florida	7:30 p.m.	W (7-2)
Feb. 22	Sunday	at Florida	1:00 p.m.	L (1-2)
Feb. 25	Wednesday	BARRY	6:00 p.m.	W (5-3)
Feb. 27	Friday	WRIGHT STATE	7:00 p.m.	W (8-7)
Feb. 28	Saturday	WRIGHT STATE	7:00 p.m.	W (4-3)
MARCH (12-6)				
DATE	DAY	OPPONENT	TIME (ET)	RESULT
March 1	Sunday	WRIGHT STATE	1:00 p.m.	L (6-12)
March 3	Tuesday	at Miami Marlins (<i>exhibition</i>)	1:05 p.m.	L (1-7)
March 4	Wednesday	FGCU	6:00 p.m.	W (7-3)
March 7	Saturday	at Louisville* (G1)	1:00 p.m.	L (6-9)
March 7	Saturday	at Louisville* (G2)	4:10 p.m.	W (9-5)
March 8	Sunday	at Louisville*	1:00 p.m.	L (4-5)
March 10	Tuesday	at FGCU	6:30 p.m.	W (15-4)
March 11	Wednesday	STETSON	6:00 p.m.	W (7-0)
March 13	Friday	NC STATE*	7:00 p.m.	W (3-2) (10)
March 14	Saturday	NC STATE*	7:00 p.m.	W (9-2)
March 15	Sunday	NC STATE*	1:00 p.m.	W (6-0)
March 17	Tuesday	ARMY	6:00 p.m.	W (9-1)
March 20	Friday	at Wake Forest*	6:00 p.m.	W (15-2)
March 21	Saturday	at Wake Forest*	4:00 p.m.	W (12-7)
March 22	Sunday	at Wake Forest*	1:00 p.m.	L (4-10)
March 25	Wednesday	FGCU	6:00 p.m.	L (1-8)
March 27	Friday	at North Carolina*	6:30 p.m.	W (4-3)
March 28	Saturday	at North Carolina*	3:00 p.m.	W (4-3) (11)
March 29	Sunday	at North Carolina*	1:00 p.m.	L (3-10)
APRIL (11-4)				
DATE	DAY	OPPONENT	TIME (ET)	RESULT
April 1	Wednesday	BETHUNE-COOKMAN	6:00 p.m.	W (13-3)
April 3	Friday	DUKE*	7:00 p.m.	W (4-3)
April 4	Saturday	DUKE*	7:00 p.m.	W (3-2)
April 5	Sunday	DUKE*	1:00 p.m.	W (10-0)
April 8	Wednesday	FAU	6:00 p.m.	W (4-3) (10)
April 10	Friday	VIRGINIA TECH*	7:00 p.m.	W (11-1)
April 11	Saturday	VIRGINIA TECH*	7:00 p.m.	W (14-4)
April 12	Sunday	VIRGINIA TECH*	1:00 p.m.	W (9-1)
April 15	Wednesday	UCF	6:00 p.m.	W (4-2)
April 17	Friday	at Virginia*	6:00 p.m.	L (4-5)
April 18	Saturday	at Virginia*	4:00 p.m.	L (2-5)
April 19	Sunday	at Virginia*	1:00 p.m.	W (8-6)
April 24	Friday	FLORIDA STATE*	7:00 p.m.	L (7-8) (17)
April 25	Saturday	FLORIDA STATE*	7:00 p.m.	L (5-15)
April 26	Sunday	FLORIDA STATE*	1:00 p.m.	W (12-0)
MAY (0-0)				
DATE	DAY	OPPONENT	TIME (ET)	RESULT
May 2	Saturday	at Pittsburgh* (G1)	1:00 p.m.	
May 2	Saturday	at Pittsburgh* (G2)	7:00 p.m.	
May 3	Sunday	at Pittsburgh	1:00 p.m.	
May 6	Wednesday	BETHUNE-COOKMAN	6:00 p.m.	
May 8	Friday	NEW YORK TECH	7:00 p.m.	
May 9	Saturday	NEW YORK TECH	7:00 p.m.	
May 10	Sunday	NEW YORK TECH	1:00 p.m.	
May 12	Tuesday	FAU	6:00 p.m.	
May 14	Thursday	GEORGIA TECH*	7:00 p.m.	
May 15	Friday	GEORGIA TECH*	7:00 p.m.	
May 16	Saturday	GEORGIA TECH*	1:00 p.m.	
May 20-24		2015 ACC Championship (Durham, N.C)		
May 30 - June 25		2015 NCAA Baseball Championship		

U BASEBALL

2015 UNIVERSITY OF MIAMI BASEBALL ROSTER

No.	Name	Pos.	B/T	HT.	WT.	Year	Hometown / High School / Previous School
0	Zack Collins	C	L/R	6-3	220	Soph.	Pembroke Pines, Fla. / American Heritage
2	Ricky Eusebio	OF	R/R	5-11	195	Jr.	Homestead, Fla. / Gulliver Prep
4	Johnny Ruiz	INF	L/R	5-11	195	Soph.	Coral Gables, Fla. / Westminster Christian
7	George Iskenderian	INF	R/R	6-0	190	Jr.	Englewood Cliffs, N.J. / Don Bosco Prep (Indian River CC)
8	David Thompson	3B	R/R	6-2	220	Jr.	Miami, Fla. / Westminster Christian
10	Justin Smith	OF	R/R	6-2	205	Fr.	St. John's, Fla. / Bartram Trail
13	Willie Abreu	OF	L/L	6-4	225	Soph.	Hialeah, Fla. / Mater Academy
14	Danny Garcia	LHP	L/L	6-1	195	Soph.	Miami, Fla. / Westwood Christian
17	Christopher Barr	1B/OF	L/L	6-1	200	R-Soph.	Royal Palm Beach, Fla. / Royal Palm Beach
18	Michael Mediavilla	LHP	L/L	6-5	225	Fr.	Hialeah, Fla. / Mater Academy
19	Bryan Garcia	RHP	R/R	6-1	205	Soph.	Miami, Fla. / Christopher Columbus
22	Luke Spangler	LHP	L/L	6-0	160	Fr.	Cape Coral, Fla. / Cape Coral
24	Jacob Heyward	OF	R/R	6-3	201	Soph.	McDonough, Ga. / Eagle's Landing Christian
27	Ryan Otero	RHP	R/R	6-5	205	R-Jr.	Coral Gables, Fla. / Ransom Everglades School
28	Malik Rosier	OF	R/R	6-3	213	Fr.	Mobile, Ala. / Faith Academy
30	Andrew Suarez	LHP	L/L	6-2	205	R-Jr.	Miami, Fla. / Christopher Columbus
31	Sam Abrams	RHP	R/R	5-9	175	Sr.	Miami, Fla. / Killian
32	Andy Honiotes	RHP	R/R	6-3	190	Fr.	Geneva, Ill. / Geneva Community
34	Derik Beauprez	RHP	L/R	6-5	233	Soph.	Cherry Hills Village, Colo. / Cherry Creek
35	Devin Meyer	RHP	L/R	6-3	180	Fr.	Coral Springs, Fla. / Coral Springs Christian Academy
37	Keven Pimentel	RHP	R/R	6-3	224	Fr.	Huntington Station, N.Y. / Montverde Academy
38	Daniel Briggi	RHP	R/R	6-0	190	Sr.	Croton, N.Y. / Hendrick Hudson
39	Cooper Hammond	RHP	R/R	6-3	205	Soph.	Venice, Fla. / Venice Senior
40	Garrett Kennedy	C	L/R	6-1	210	Sr.	Davie, Fla. / Archbishop McCarthy
42	Edgar Michelangeli	INF	R/R	6-1	210	R-Soph.	Miami, Fla. / Florida Christian
43	Thomas Woodrey	LHP	L/L	6-3	205	Jr.	Lighthouse Point, Fla. / Cardinal Gibbons
44	Peter Crocitto	1B	R/R	6-0	205	Fr.	Palm City, Fla. / South Fork
45	Carl Chester	OF	R/R	6-0	190	Fr.	Longwood, Fla. / Lake Brantley
47	Enrique Sosa	RHP	R/R	5-10	180	Jr.	Panama City, Panama / Acad. Interamericana de Panama
49	Daniel Epstein	LHP	L/L	6-0	160	Fr.	Weston, Fla. / University School
51	Brandon Lopez	SS	R/R	6-1	190	Jr.	Miramar, Fla. / American Heritage
52	Daniel Sayles	LHP	L/L	6-4	212	Sr.	Wauwatosa, Wisc / Wauwatosa E / Sac. City College
55	Jesse Lepore	RHP	R/R	6-4	210	Fr.	Beverly Hills, Fla. / Trinity Catholic

Head Coach: Jim Morris, Elon (1973), 22nd season

Assistant Coaches: Gino DiMare, Miami (1998), 16th season

J.D. Arteaga, Miami (2002), 13th season

Michael DeLucia, Campbell (2013), 1st season

Strength & Conditioning Coach: Brian Gabriel, Incarnate Word (1996), 2nd season

Director of Baseball Operations & Camps: Robert McDaniel, FIU (2003), 15th season

Athletic Trainer: Kenny Johnson, FIU (2009), 3rd season

PRONUNCIATION GUIDE

Willie Abreu	uh-BRAY-oo
Derik Beauprez	boh-PRAY
Peter Crocitto	cruh-SHEE-toe
Ricky Eusebio	you-SAY-bee-oh
George Iskenderian	ehsk-in-DARE-ee-an
Jesse Lepore	le-POOR-ee
Michael Mediavilla	med-ee-uh-VEE-yuh
Edgar Michelangeli	my-cuh-LANJ-uh-lee
Keven Pimentel	pim-ehn-TELL
Malik Rosier	ro-ZHEER

3 JIM MORRIS HEAD COACH

THE HURRICANES SKIPPER

- 1999 & 2001 National Coach of the Year (*Collegiate Baseball*)
- 1999 & 2001 National Coach of the year (*ABCA*)
- 1994 Coach of the Year (*Baseball America*)
- 2008 ACC Coach of the Year

Entering his 22nd season at Miami, few programs have qualified for the College World Series as much as Jim Morris and his Hurricanes. Miami, which has qualified for the NCAA Tournament an NCAA-record 42 consecutive years, has made it to Omaha in 11 of Morris' 21 seasons in Coral Gables. Morris set an NCAA record for guiding a program to the CWS in each of his first six years at UM. In addition, Morris won a record 13 consecutive NCAA Regionals from 1994-2006.

Morris has directed the Hurricanes to a 962-377-3 (.717) mark since arriving in 1994. Including his 12 seasons at Georgia Tech (1982-93), Morris has forged a 1,466-644-4 (.694) Division I record in 33 years as a head coach. Overall, Morris has been the head coach at the collegiate level for 36 seasons, spending the first four at DeKalb (Ga.) C.C. (now Georgia Perimeter College) from 1976-79, and has recorded a 1,597-684-4 (.698) mark.

In addition to carrying on Miami's great baseball reputation in the last 20 years, Morris personally led the charge in the construction of Alex Rodriguez Park, and logged hundreds of hours raising funds for the stadium project.

MORRIS IS A REGIONAL REGULAR

Jim Morris earned his 30th consecutive NCAA regional bid in 2014 when he guided the Canes to one of 16 host spots in the tournament. He has led Miami to a regional in each of his 21 seasons (1994-2014), winning 15 of those appearances. The 13 consecutive regional championships (1994-2006) was an NCAA record. He also went to nine straight regionals from 1985-93 with Georgia Tech. Additionally, Miami has advanced to nine Super Regionals under Morris.

Affectionately known as "3" by those surrounding the UM program, Morris led the 2014 Hurricanes to their 42nd-straight NCAA Tournament. Despite six signees being drafted in the 2013 MLB Draft, the Hurricanes reeled in a top-five recruiting class by national publications, with Zack Collins named *Baseball America* National Freshman of the Year under his direction in 2014.

MORRIS IN 36th SEASON AS HEAD COACH

Morris entered 2015 as the fourth-winningest active coach in Division I baseball with 1,435 wins. He wasted little time in moving up the record books, moving into sole possession of eighth place in all-time wins (1,439) on Feb. 15 with a 25-4 win over Rutgers and then seventh place with a 9-5 win over Louisville on March 7 (1,445).

Morris won his 1,500th game as a head coach in Miami's 4-1 upset of No. 1 North Carolina on March 15, 2013 in Chapel Hill, N.C.

Morris reached two coaching milestones in the first half of the 2014 season. He became just the eighth Division I coach to reach 1,400 wins in a 5-2 win over Boston College on March 8, and won his 900th game at Miami in a 7-1 upset of No. 3 Virginia on March 22.

Morris notched his milestone 1,000th win against Georgia Tech, with a 16-13 victory on April 4, 2004. Thirteen days later, he notched win No. 500 at Miami with a 7-3 win



against Florida State on April 17. Morris' 1,000th win as a head coach, including time at DeKalb College, came in a 5-3 win over Northeastern in March 2001.

MAJOR LEAGUE GUIDANCE

Over 150 professional baseball players have played under Morris during their college careers at Miami, Georgia Tech and DeKalb.

Among the players Morris coached at Miami that went on to play in the Major Leagues were Yonder Alonso (San Diego), Ryan Braun (Milwaukee), Pat Burrell (Tampa Bay), Alex Cora (New York Mets), Yasmani Grandal (San Diego), Bobby Hill (San Diego), Aubrey Huff (Detroit), Ryan Jackson (St. Louis), Chris Perez (Cleveland), Cesar Carrillo (San Diego), Brian Barton (St. Louis), Eddy Rodriguez (San Diego), Gaby Sanchez (Florida), Blake Tekotte (Chicago White Sox), Charlton Jimerson (Houston), Jay Tessmer (New York Yankees), Danny Valencia (Minnesota Twins), Jon Jay (St. Louis), Danny Graves (Cincinnati) and Jason Michaels (Houston).

Standout players under Morris from his days at Georgia Tech were Nomar Garciaparra (Los Angeles Dodgers), Jay Payton (Oakland A's) and Jason Varitek (Boston Red Sox).

Morris has also enjoyed success on the International scene. From 1989-90, Morris served as head coach of the USA Baseball team that won a Silver Medal in the 1989 Presidential Cup (Taiwan), Bronze Medal at the Goodwill Games and the 1990 International Baseball Association (IBA) World All-Star Game in Atlanta. In 1987, Morris served as pitching coach under Ron Fraser at the Pan American Games (Silver Medal).

FAMILY MAN

Coach Morris and his wife Nhan live in Miami with their three-year old son, James W. Morris IV (Will).

WEEKEND SERIES NEWS & NOTES

ONE LAST TRIP

- No. 14 Miami will begin its **final road trip** of the regular season Saturday, May 2 with a doubleheader against host **Pittsburgh**. The trip will mark the **first visit to Charles L. Cost Field in program history**.
- Miami will return home and finish the season with **eight straight home games** before traveling to Durham, N.C. for the **2015 ACC Baseball Championship** at Durham Bulls Athletic Park (May 20-24).
- Miami is **9-0 all-time vs. Pittsburgh**, and **swept the Panthers in a three-game series** at Mark Light Field in 2014. Pitt is led by second baseman **Jordan Frabillio** (six home runs), outfielder **Aaron Schnurbusch** (.286, nine doubles, 23 RBI) and righthander **T.J. Zeuch** (3.78 ERA, 77 K's).

SAVING THE BEST FOR LAST

- Senior **Garrett Kennedy** has been one of Miami's top contributors in his final season, hitting for a **.343 average** in 36 starts - the **second-best average** among all regular starters.
- Kennedy, who **batted just .231 in his junior season**, was bumped to the **No. 2 spot** in the lineup prior to the April 4 game vs. Duke. **Over the last 15 games, Kennedy leads all players with 16 RBI**.
- Kennedy has already set **career high in hits (47), runs (31), doubles (seven), triples (one), home runs (five) & RBI (29)**. Through this point last season (44 games), Kennedy was batting just **.204** (19 for-93) with two home runs and 14 RBI.

HEATING UP

- Over the **past five games**, sophomore **Willie Abreu** is hitting **.474** with **nine hits (9-for-19)** and eight RBI. He has **13 total bases** over the stretch with a team-best **OPS (on-base plus slugging) of 1.184**.
- Over the past 10 games, junior shortstop **Brandon Lopez** is hitting **.389 (14-for-36)** with team-high totals of **14 hits** and **eight walks**. His OBP during that stretch is **.511** - second-highest among all players.
- Junior **George Iskenderian** is hitting **.400 in ACC play**.
- Senior righthander **Daniel Braggi** has allowed runs in just **two of his 16 appearances**, and has **not allowed a run in his last eight appearances (10.1 innings)**.
- Junior lefthander **Thomas Woodrey** has tossed at least **6.0 innings in all 10 of his starts** - he has allowed **two earned runs or fewer in seven of his 10 starts** on the mound.

STRIKE EARLY, STRIKE OFTEN

- **129** of Miami's **313** runs scored this season (**41.2%**) have come in the **first three innings** of the game - Miami is **22-4 when scoring first** in 2015. The Hurricanes have a **9-9 record** in games when their opponent scores first.
- The Hurricanes have jumped over pitching at home this season, outscoring opponents **87-38** in the first three innings of games played at Mark Light Field.
- When scoring in the **first inning**, Miami has a **14-2 record**. When its opponent scores in the first inning, Miami is 6-6.
- Miami's **.300 team batting average** to open the week was the **second-best mark** in the ACC. The Hurricanes' **.404 on-base percentage** on Wednesday was the **ninth-best mark nationwide**.

ACC STANDINGS (April 30)

ATLANTIC	ACC	OVERALL
Louisville	19-2	35-10
Florida State	16-8	33-13
Clemson	12-11	23-21
Notre Dame	12-12	29-16
NC State	11-12	23-18
Wake Forest	11-13	26-21
Boston College	9-14	24-21

COASTAL	ACC	OVERALL
MIAMI	16-8	31-13
North Carolina	13-10	29-16
Georgia Tech	11-13	26-17
Virginia	27-18	10-14
Virginia Tech	9-14	22-24
Duke	7-16	24-19
Pittsburgh	6-15	16-26

ACC RECORDS: YEAR-BY-YEAR

Year	Record	Finish (ACC/Div.)
2014	24-6	1st / 1st Coastal
2013	14-16	8th / 5th Coastal
2012	16-14	5th / 3rd Coastal
2011	19-10	4th / 4th Coastal
2010	20-10	3rd / 3rd Coastal
2009	18-12	5th / 3rd Coastal
2008	23-5	1st / 1st Coastal
2007	17-13	5th / 3rd Coastal
2006	17-13	5th / 4th Coastal
2005	19-10-1	3rd Place (no div.)

IN THE POLLS

- Collegiate Baseball Newspaper*: #10
- Perfect Game*: #12
- USA Today Coaches' Poll*: #14
- D1Baseball.com*: #14
- NCBWA: #16
- Baseball America*: #17

WINNINGEST ACTIVE COACHES (ENTERING 2015)

- 1) Augie Garrido (Texas) - 1,920
- 2) Mike Martin (Florida State) - 1,813
- 3) Mark Marquess (Stanford) - 1,530
- 4) **Jim Morris (Miami) - 1,435**
- 5) Jack Leggett (Clemson) - 1,300

BASEBALL AMERICA T-25

- 1) Louisiana State (SEC)
- 2) UCLA (Pac 12)
- 3) Texas A&M (SEC)
- 4) ***Louisville* * (ACC)**
- 5) TCU (Big 12)
- 6) Vanderbilt (SEC)
- 7) Arizona State (Pac 12)
- 8) Illinois (Big 10)
- 9) ***Florida State* * (ACC)**
- 10) ***Florida* (SEC)**
- 11) UC Santa Barbara (Big West)
- 12) Oklahoma State (Big 12)
- 13) Southern California (Pac 12)
- 14) Missouri State (MVC)
- 15) Dallas Baptist (MVC)
- 16) Iowa (Big 10)
- 17) **MIAMI (ACC)**
- 18) **FAU (Conference USA)**
- 19) College of Charleston (CAA)
- 20) Missouri (SEC)
- 21) Maryland (Big 10)
- 22) ***North Carolina* * (ACC)**
- 23) Arkansas (SEC)
- 24) Memphis (The American)
- 25) Ohio State (Big 10)

bold italics indicates 2015 opponent

PRESEASON ALL-AMERICANS

Zack Collins

- Golden Spikes Award Watch
- *Baseball America* (1st Team)
- *Collegiate Baseball* (1st)
- *D1Baseball.com* (1st)
- *Perfect Game* (1st)

Bryan Garcia

- Stopper of the Year Watch
- NCBWA (1st Team)
- *Collegiate Baseball* (2nd)
- *Perfect Game* (3rd)

Andrew Suarez

- *Golden Spikes Award Watch*
- *Collegiate Baseball* (2nd Team)

David Thompson

- *Baseball America* (2nd Team)

WEEKEND SERIES NEWS & NOTES

MILESTONES FOR MORRIS

- After leading his team to a 44-19 record in 2014, **head coach Jim Morris moved into ninth place** all-time in college baseball history (regardless of Division, four-year colleges) with 1,435 wins.
- Morris **wasted little time in moving up** that list in 2015, taking over **sole possession of eighth place** when Miami topped Rutgers 25-4 on Feb. 15, 2015 - his 1,439th win as head coach. **He moved into seventh place (1,445) when Miami beat Louisville on March 7.**
- Morris ranks as the **fourth-winningest** among active **Division I coaches by career victories (1,466)** and **fifth** in winning percentage (.694). He is also the **second-winningest coach in ACC history.**
- Morris became just the **eighth coach in the history of Division I baseball** to accumulate **1,400 wins when Miami beat Boston College 5-2 on March 8, 2014.**

POWER SURGE

- After connecting for **four homers** in its series finale against Florida State, Miami now has **34 home runs in 2015.** The Hurricanes had just **25 homers** in all of 2014.
- The Hurricane bats combined to hit just **.256 through the first 44 games** of the 2014 season, but are hitting nearly **50 points higher (.300)** for the second-best team average in the ACC this spring.
- Only **four players had more than home run** at this point in 2014, and the team had just **18 total. Seven players have multiple home runs** this spring, with UM **home runs up 88.8%** (from 18 to 34).
- Miami's offense is **averaging 7.1 runs per game** (compared to **5.45** at this point in 2014), and its **slugging is up over 70 points to .437** (from .360 in 2014).

SHUT THEM DOWN

- Miami's bullpen has recorded a **2.39 ERA in 173.0 combined innings this season**, and has been a key reason for UM's success.
- Among the Hurricanes' top arms out of the bullpen: sophomore All-American closer **Bryan Garcia** (3.08 ERA, nine saves), freshman lefthander **Michael Mediavilla** (1.93 ERA, 23 appearances, 33 Ks), senior walk-on **Daniel Braggi** (1.40 ERA, 21 Ks) and righthanded sidewinder **Cooper Hammond** (2.42 ERA, 24 appearances).
- Garcia is in sole possession of **fifth place in program history with 24 career saves**; his nine this season are the **third-most in the ACC.**
- Miami's staff ERA to open the week (**3.31**) was the **fourth-best mark in the ACC.**

THERE'S NO PLACE LIKE HOME

- Miami is off to a **23-4 start at home** - a 85.1 winning percentage.
- UM finished the 2014 season with a **11-4 home record in ACC play**, and a **23-10 overall home record.** UM's streak of **nine straight home series wins** was snapped against **Florida State** (April 24-26).
- Miami is batting **.318 at home** with a **.427 on-base percentage.**
- Senior **Garrett Kennedy** is batting **.393 in 27 games at home**, with 33 hits, six doubles and 21 RBI. Junior **George Iskenderian** is batting .400 at home with 26 RBI and 33 runs scored.
- Miami's **staff ERA** is over **1.5 runs better at home (2.70)** than on the road (**4.35**), while its batting average is nearly 50 points higher (.272).

2014 RETURNING STAT LEADERS

OFFENSE

Average: Zack Collins (.298)
Games Played: Z. Collins / W. Abreu (61)
Games Started: Willie Abreu (59)
At Bats: Willie Abreu (220)
Runs: Zack Collins (32)
Hits: Zack Collins / Willie Abreu (61)
Doubles: Zack Collins (14)
Triples: Zack Collins (3)
Home Runs: Zack Collins (11)
Runs Batted In: Zack Collins (54)
Total Bases: Zack Collins (114)
SLG Percent.: Zack Collins (.556)
Walks: Zack Collins (42)
OB Percent.: Zack Collins (.427)
Stolen Bases: R. Eusebio / B. Lopez (6)

PITCHING

ERA (50+ IP): Bryan Garcia (1.75)
Wins: Bryan Garcia (7)
Losses: Bryan Garcia (4)
Appearances: Cooper Hammond (35)
Games Started: Andrew Suarez (16)
Complete Games: Andrew Suarez (1)
Saves: Bryan Garcia (15)
Innings Pitched: Andrew Suarez (109.2)
Hits Allowed: Andrew Suarez (108)
Runs Allowed: Andrew Suarez (46)
Ear. Runs Allowed: Andrew Suarez (36)
Walks: Bryan Garcia (19)
Strikeouts: Andrew Suarez (87)
Wild Pitches: Andrew Suarez (11)
B/AVG Against: Bryan Garcia (.220)

THE LAST TIME A HURRICANE...

Led Off Game with HR....	Carl Chester (3/21/2015 vs. Wake Forest)
Back-to-Back Games with Leadoff HR ...	Charlton Jimerson (6/09/2001, 6/11/2001)
Had Six Hits in a Game...	Mark Sobolewski (3/18/2008 vs. Cornell)
Five Hits...	Nathan Melendres (4/23/2011 vs. North Carolina)
Two Hits in One Inning...	Jason Hagerty (3/7/2008 vs. Boston College)
Hit Three HR's in a Game...	Scott Lawson (6/5/2010 vs. Texas A&M)
Two HR's...	David Thompson (3/20/2015 vs. Wake Forest)
Hit Two HR's in One Inning...	Kevin Brown (3/16/1999 vs. Ohio State)
Hit Pinch Hit HR...	Sebastian Diaz (5/2/2014 vs. Alabama St.)
Hit Inside the Park HR...	Paco Figueroa (5/8/2005 vs. Jacksonville)
Hit Grand Slam...	David Thompson (3/20/2015 vs. Wake Forest)
Hit for the Cycle...	Gaby Sanchez (5/2/2003 vs. Pace)
Record 10 RBI in One Game...	Kevin Brown (5/27/2001 vs. Stetson)
Nine RBI...	Chad Rupp (4/25/1998 vs. FSU)
Eight RBI...	Danny Valencia (4/9/2005 vs. Virginia)
Seven RBI...	David Thompson (3/20/2015 vs. Wake Forest)
Six RBI...	David Thompson (3/10/2015 vs. FGCU)
Threw CG Shutout...	Andrew Suarez (5/30/2014 vs. Bethune-Cookman)
Recorded Back-to-Back CG's...	David Gil (5/12/2000, 5/27/2000)
Recorded CG 1-Hit S/O...	J.D. Cockroft (5/31/2003 vs. FAU)
Recorded a Perfect Game...	Javi Salas (3/4/2014 vs. Villanova)
Recorded a No-Hitter (non-PG)...	Alex Fernandez (3/18/1989 vs. Maine)
Struck Out 10 Batters...	Andrew Suarez 4/4/2015 vs. Duke)
Recorded Three-Pitch Inning...	Chris Hernandez (6/2/2010 vs. Florida)
Recorded Three Pickoffs in a Game...	Brian Walker (3/16/2001 vs. East Carolina)

WEEKEND SERIES NEWS & NOTES

PICKING UP WHERE HE LEFT OFF

- Then-freshman **Bryan Garcia** was named the team's closer just prior to the 2014 season opener and rewarded the coaching staff with an **All-American** campaign (NCBWA, third team).
- Garcia has **nine saves in 21 appearances**. He has 25 strikeouts on the year, and now has **24 career saves - fifth-most in UM history**. His 21 appearances are the third-most among all relievers.
- An **All-ACC Second Team** selection as a reliever, **Garcia set the Miami freshman saves record and tied for 11th-most saves nationally with 15** in 2014. He was a consensus Freshman All American first-team selection at reliever.

#CARDIACCANES

- Miami has played **17 games decided by two runs or less in 2015**, and is 11-6 in those contests. The opening stretch continues a trend for the Hurricanes, **who were 16-3 in one-run games in 2014**.
- George Iskenderian **walked it off** for UM vs. FAU (April 8) in extra innings, connecting on a winning single in the bottom of the 10th.
- Bryan Garcia earned **back-to-back saves** in wins over Duke (4-3, 3-2) to help clinch two one-run wins in a sweep for Miami.
- Miami won two one-run games against UNC, both by a final score of **4-3**, and both required late comebacks for the Hurricanes. David Thompson's solo homer vs. **NC State** in the **10th inning (March 13)** gave Miami its **third walk-off win** of the season.
- Miami picked up its **first two walk-off wins** of the 2015 season against **Wright State**, thanks Garrett Kennedy (HR) & Willie Abreu (1B).

DEATH, TAXES & THE NCAA POSTSEASON

- The Miami Hurricanes **extended their own college baseball record** with their **42nd consecutive trip** to the **NCAA postseason** in 2014. Miami **has not missed the postseason since 1973**.
- The Hurricanes' 42 straight trips to the NCAA postseason are the **longest active postseason streak of any Division I program in any sport nationwide**.
- Jim Morris has led teams to the **NCAA postseason in 30 straight years - all 21 years at Miami and his final nine years at Georgia Tech**. Miami **has not missed the postseason since 1972**.
- Miami is the **only school in the state of Florida** to have won a national championship; UM won titles in **1982, 1985, 1999 & 2001**.

HIGH EXPECTATIONS

- After capturing the **2014 ACC Regular Season Championship**, the Hurricanes entered 2015 ranked in the **top 15 of every major college baseball preseason poll**.
- Miami was also ranked No. 10 by *Perfect Game*, No. 14 by *Collegiate Baseball Newspaper*, No. 14 in the *USA Today* Coaches Poll and No. 14 by *D1Baseball.com*.
- The Hurricanes feature a number of **Preseason All-Americans**, including reigning **2014 ACC Freshman of the Year** Zack Collins (consensus), **All-ACC closer** Bryan Garcia and **Washington Nationals' second-rounder** & staff ace Andrew Suarez.
- Miami's recruiting class was **ranked No. 2 nationwide** by *Perfect Game*, and includes MLB Draft picks: **George Iskenderian** (34th round), OF **Carl Chester** (38th) and LHP **Michael Mediavilla** (40th).

PERFECT GAME T-25

- 1) Louisiana State (SEC)
- 2) Texas A&M (SEC)
- 3) **Louisville** * (ACC)
- 4) UCLA (Pac 12)
- 5) TCU (Big 12)
- 6) Illinois (Big 10)
- 7) Arizona State (Pac 12)
- 8) **Florida** (SEC)
- 9) **Florida State** * (ACC)
- 10) UC Santa Barbara (Big West)
- 11) Vanderbilt (SEC)
- 12) **MIAMI** (ACC)
- 13) Dallas Baptist (MVC)
- 14) **Florida Atlantic** (C-USA)
- 15) Southern California (Pac 12)
- 16) Oklahoma State (Big 12)
- 17) **North Carolina** * (ACC)
- 18) Oregon State (Pac 12)
- 19) Missouri State (MVC)
- 20) Iowa (Big 10)
- 21) Maryland (Big 10)
- 22) **Virginia** * (ACC)
- 23) College of Charleston (CAA)
- 24) Ohio State (Big 10)
- 25) Nevada (Mountain West)

bold italics indicates 2015 opponent

Dropped Out:

- Missouri (SEC) (23)
- Nebraska (Big 10) (25)

MLB PLAYERS (since 1999)

- 1) Louisiana State - 45
- 2) Stanford - 41
- T-3) Arizona State - 36
- T-3) Long Beach State - 36
- T-5) MIAMI - 35**
- T-5) Cal State Fullerton - 35
- T-5) Southern California - 35

***** Miami's six players on 2015 Opening Day MLB rosters were tied for the fourth-most among all schools.**


GAMEWINNING HITS / RBI

2/13	Johnny Ruiz (1B)
2/14	Zack Collins (2B)
2/15	Ricky Eusebio (2B)
2/21	Brandon Lopez (1B)
2/25	Zack Collins (groundout)
2/27	Garrett Kennedy (HR)
2/28	Willie Abreu (1B)
3/4	George Iskenderian (groundout)
3/7	Zack Collins (2B)
3/11	Carl Chester (HR)
3/13	David Thompson (HR)
3/14	Christopher Barr (2B)
3/17	George Iskenderian (walk)
3/20	George Iskenderian (1B)
3/21	Carl Chester (HR)
3/28	Johnny Ruiz (1B)
3/29	Zack Collins (HR)
4/3	Garrett Kennedy (1B)
4/4	Zack Collins (HR)
4/5	Garrett Kennedy (1B)
4/8	George Iskenderian (1B)
4/10	George Iskenderian (1B)
4/11	Zack Collins (HR)
4/12	Willie Abreu (1B)
4/15	Garrett Kennedy (1B)
4/19	Willie Abreu (2B)
4/26	David Thompson (HR)

HOME RUN TRACKER

2/15	David Thompson (3-R)
2/15	Malik Rosier (solo)
2/19	Carl Chester (solo)
2/21	Zack Collins (3-R)
2/27	Garrett Kennedy (2-R)
3/1	Carl Chester (solo)
3/4	Zack Collins (solo)
3/10	David Thompson (2-R)
3/10	Willie Abreu (2-R)
3/11	Carl Chester (solo)
3/13	David Thompson (solo)
3/13	George Iskenderian (2-R)
3/15	David Thompson (2-R)
3/17	David Thompson (solo)
3/17	David Thompson (slam)
3/17	George Iskenderian (2-R)
3/20	David Thompson (slam)
3/20	Garrett Kennedy (2-R)
3/20	Ricky Eusebio (solo)
3/20	David Thompson (2-R)
3/21	Carl Chester (solo)
3/20	Garrett Kennedy (3-R)
3/27	Ricky Eusebio (solo)
3/28	Zack Collins (solo)
4/4	Zack Collins (solo)
4/5	David Thompson (3-R)
4/10	Garrett Kennedy (2-R)
4/11	Zack Collins (solo)
4/12	David Thompson (3-R)
4/14	Willie Abreu (solo)
4/26	David Thompson (3-R)
4/26	Garrett Kennedy (solo)
4/26	Willie Abreu (3-R)
4/26	Zack Collins (2-R)

2015 MIAMI HURRICANES PHOTO ROSTER / SPOTTING CHART



#0 Zack Collins



#2 Ricky Eusebio



#4 Johnny Ruiz




#7 George Iskenderian



#8 David Thompson



#10 Justin Smith



#13 Willie Abreu




#14 Danny Garcia




#17 Christopher Barr



#18 Michael Mediavilla



#19 Bryan Garcia



#22 Luke Spangler



#24 Jacob Heyward



#27 Ryan Otero



#28 Malik Rosier




#30 Andrew Suarez



#31 Sam Abrams



#32 Andy Honiotes



#34 Derik Beauprez



#35 Devin Meyer




#37 Keven Pimentel



#38 Daniel Braggi



#39 Cooper Hammond




#40 Garrett Kennedy



#42 Edgar Michelangeli



#43 Thomas Woodrey




#44 Peter Crocitto



#45 Carl Chester



#47 Enrique Sosa



#49 Daniel Epstein



#51 Brandon Lopez



#52 Daniel Sayles



#55 Jesse Lepore

PLAYER PROFILES

HITTER PROFILES

13 • WILLIE ABREU OF

- 6-4 • 225 • SO • Hialeah, FL • Mater Academy**
- Hitting .440 (11-for-25) with 2 HR, 9 RBI over last seven games
 - Elected team captain alongside fellow sophomore Bryan Garcia
 - Riding team-long and personal season-long 10-game hitting streak
 - Connected on game-winning, bases-clearing 2B vs. UVA (4/19)
 - Connected on solo blast vs. UCF (4/15) that hit RF parking garage
 - 61 hits in 2014 were tied for third-most; was third team All-ACC
 - Drafted in 14th round of 2013 MLB Draft by Cincinnati Reds
 - Ranked No. 175 Draft-eligible prospect in 2013 by *Perfect Game*

CAREER STATISTICS

YEAR	AVG	GP-GS	AB	R	H	2B	3B	HR	RBI	SB-A
2015	.302	43-43	149	28	45	6	0	3	32	4-4
2014	.277	61-59	220	29	61	8	1	1	28	4-5

CAREER .287 104-102 369 57 106 14 1 4 60 8-9

CAREER HIGHS

- At Bats:** 7, vs. North Carolina, 5/16/2014
Runs: 3, twice (last vs. Villanova, 3/4/2014)
Hits: 4, twice (last at Virginia, 4/19/2015)
RBI: 3, four times (last vs. Florida State, 4/26/2015)
Walks: 2, nine times (last vs. Bethune-Cookman, 4/1/2015)
Steals: 1, eight times (last vs. Virginia Tech, 4/11/2015)
Hitting Streak: 12 games (2014)

SEASON HIGHS

- At Bats:** 5, seven times (last at Virginia, April 19)
Runs: 2, five times (last vs. Virginia Tech, April 12)
Hits: 4, twice (last at Virginia, April 18)
RBI: 3, three times (last vs. Florida State, April 26)
Walks: 2, four times (last vs. Bethune-Cookman, April 1)
Steals: 1, four times (last vs. Virginia Tech, April 11)
Hitting Streak: 10 games (current)

17 • CHRISTOPHER BARR 1B

- 6-1 • 200 • R-SO • Royal Palm Beach, FL • Royal Palm Beach**
- Bumped to No. 2 hole prior to Saturday game vs. FSU (4/25)
 - Has started past 28 at first base leading into Friday vs. Pitt
 - Has hit .355 over the past 10 games | Hit .357 in FSU series
 - Has reached base in seven straight games (dating to UCF 4/15)
 - Missed 2014 season while recovering from surgery
 - Excels defensively & on basepaths | Six steals fourth-most on UM
 - Recorded first career three-hit game in win over Wake (3/21)
 - Went 2-for-3 with 2B, 3B, gamewinning hit vs. NC State (3/14)
 - Finished Opening Weekend .347 (5-for-14), went 1-for-4 vs. FAU

CAREER STATISTICS

YEAR	AVG	GP-GS	AB	R	H	2B	3B	HR	RBI	SB-A
2015	.297	38-35	118	20	35	6	2	0	10	6-6
2013	.217	55-29	115	27	25	1	1	0	6	7-10

CAREER .258 93-64 233 47 60 7 3 0 16 13-16

CAREER HIGHS

- At Bats:** 6, vs. Florida State, 4/24/2015
Runs: 2, eight times (last at Virginia, 4/17/2015)
Hits: 3, at Wake Forest, 3/21/2015
RBI: 3, vs. Virginia Tech, 3/22/2013
Walks: 2, three times (last vs. UCF, 4/1/2015)
Steals: 2, vs. North Carolina, 3/17/2013
Hitting Streak: 5 games, twice (last 2015)

SEASON HIGHS

- At Bats:** 6, vs. Florida State, April 24
Runs: 2, six times (last at Virginia, April 17)
Hits: 3, at Wake Forest, March 21
RBI: 2, twice (last vs. Virginia Tech, April 10)
Walks: 2, twice (last vs. UCF, April 15)
Steals: 1, six times (last vs. FAU, April 8)
Hitting Streak: 5 games

45 • CARL CHESTER OF

- 6-0 • 190 • FR. • Longwood, FL • Lake Brantley**
- Moved to No. 9 from leadoff spot in lineup during Duke series
 - Had two doubles in 2-for-4 performance vs. FSU (4/24)
 - Recorded two RBI groundouts in team's series vs. Virginia
 - Offers dynamic speed - 10 steals rank third most on UM
 - Hit .455 vs. Wake (5-for-11), including leadoff HR in G2 (3/21)
 - Four home runs ties him for third most on team - has 10 XBHs
 - Selected in 38th round of 2014 MLB Draft by Milwaukee
 - Chosen by *D1Baseball.com* as pick for ACC Freshman of the Year

CAREER STATISTICS

YEAR	AVG	GP-GS	AB	R	H	2B	3B	HR	RBI	SB-A
2014	.256	43-41	160	29	41	7	1	4	19	10-13

SEASON HIGHS

- At Bats:** 6, vs. Wake Forest, March 21
Runs: 2, eight times (last vs. Florida State, April 25)
Hits: 3, twice (last at Wake Forest, March 21)
RBI: 2, twice (last vs. Virginia Tech, April 11)
Walks: 2, twice (last at Wake Forest, March 20)
Hitting Streak: 7 games

0 • ZACK COLLINS C/DH

- 6-3 • 220 • SO • Pembroke Pines, Fla. • Amer. Heritage**
- Leads all hitters with 34 walks & ranks second with six homers
 - Hit .313 (5-for-16) with two runs and three RBI in series w/FSU
 - Has already surpassed last year's runs scored total with 34 (32)
 - 15 extra-base hits ranks second on UM (only to Thompson's 25)
 - Crushed sixth homer of season off parking garage vs FSU (4/26)
 - Recorded first three-hit game of 2015 w/ 2 RBI vs. Bethune (4/1)
 - **6th Baseball America National Freshman of the Year** from Miami
 - Ranked by *Perfect Game* as top 2016 Draft-eligible player in ACC
 - Named ACC Freshman of the Year and to All-ACC Third Team at C

CAREER STATISTICS

YEAR	AVG	GP-GS	AB	R	H	2B	3B	HR	RBI	SB-A
2015	.266	43-43	158	34	42	6	3	6	27	6-6
2014	.298	61-58	205	32	61	14	3	11	54	0-0

CAREER .282 104-101 363 66 103 20 6 17 81 6-6

CAREER HIGHS

- At Bats:** 6, twice (last vs. Duke, 5/24/2014)
Runs: 3, twice (last vs. Bethune-Cookman, 4/1/2015)
Hits: 4, vs. Notre Dame, 4/20/2014
RBI: 6, at NC State, 3/30/2014
Walks: 3, five times (last at Wake Forest, 3/20/2015)
Hitting Streak: 9 games (2015)

SEASON HIGHS

- At Bats:** 5, four times (last vs. Virginia Tech, April 11)
Runs: 3, twice (last vs. Bethune-Cookman, April 1)
Hits: 3, vs. Bethune-Cookman, April 1
RBI: 3, three times (last at Florida, February 21)
Walks: 3, twice (last at Wake Forest, March 20)
Hitting Streak: 9 games

44 • PETER CROCITTO C/3B

- 6-0 • 205 • FR. • Palm City, FL • South Fork**
- Has hit .462 (6-for-13) in pinch hit opportunities with four 2Bs
 - Hit doubles vs. Bethune-Cookman, VTech, and two vs. FSU
 - Connected on first career double & RBI in opener vs. VT (4/1)
 - Has seen action in 10 games in first season
 - Made diving stop at third in 9th vs. Wake (3/21) to save a basehit

CAREER STATISTICS

YEAR	AVG	GP-GS	AB	R	H	2B	3B	HR	RBI	SB-A
2015	.462	10-0	13	3	6	4	0	0	2	0-0

SEASON HIGHS

- At Bats:** 3, vs. Rutgers, February 15
Runs: 1, three times (last vs. Florida State, April 25)
Hits: 1, six times (last vs. Florida State, April 26)
RBI: 1, twice (last vs. Florida State, April 26)
Walks: N/A
Hitting Streak: 2 games (current)

2 • RICKY EUSEBIO OF

- 5-11 • 195 • JR • Homestead, FL • Gulliver Prep**
- Moved to leadoff spot during Duke series after hitting in 2-hole
 - .433 on-base percentage is third-best among regular starters
 - Has started all 44 games in centerfield this season
 - Has career 87.0% rate on stolen bases, including 81.2% this year
 - 10 doubles is tied with Iskenderian for second-most on team
 - Had team-high five RBI in sweep of Virginia Tech (4/10-12)
 - Set career highs in every off. category in 2015 - his first as starter
 - Constant on-base threat - HBP leader (12), 2nd in walks (29)
 - One of only three players to start all 41 games this season
 - Excels on defense, staff considers him w/best UM def. CFs ever
 - Named to first team All-Dade senior season by *Miami Herald*

CAREER STATISTICS

YEAR	AVG	GP-GS	AB	R	H	2B	3B	HR	RBI	SB-A
2015	.289	44-44	159	44	46	10	2	2	18	13-16
2014	.263	44-13	57	16	15	2	0	0	7	6-6
2013	.221	47-23	95	14	21	3	0	0	8	8-9

CAREER .264 135-80 311 74 82 15 2 2 33 27-31

CAREER HIGHS

- At Bats:** 7, vs. Florida State, 4/24/2015
Runs: 3, three times (last at FGCU, 3/10/2015)
Hits: 3, four times (last vs. Duke, 4/3/2015)
RBI: 3, four times (last vs. Virginia Tech, 4/11/2015)
Walks: 2, 10 times (last vs. FAU, 4/8/2015)
Steals: 2, four times (last vs. Rutgers, 2/15/2015)
Hitting Streak: 7 games (2015)

SEASON HIGHS

- At Bats:** 7, vs. Florida State, April 24
Runs: 3, three times (last at FGCU, March 10)
Hits: 3, twice (last vs. Duke, April 3)
RBI: 3, twice (last vs. Virginia Tech, April 11)
Walks: 2, nine times (last vs. FAU, April 8)
Steals: 2, vs. Rutgers, February 15, 2015
Hitting Streak: 7 games

24 • JACOB HEYWARD OF

- 6-3 • 201 • SO • McDonough, GA • Eagle's Landing**
- Went 2-for-2 with two RBI in pinch-hit stint vs. FSU (4/25)
 - Serves as one of team's top defensive replacements in rightfield
 - Made first start of season vs. Barry (2/27), had two walks
 - Saw action in all four games versus Rutgers, totaling 3 R & 2 RBI
 - Drafted in the 38th round of the 2013 MLB Draft by Atlanta
 - Ranked No. 196 senior overall (No. 11 in Georgia) by *Perfect Game*
 - Younger brother of St. Louis Cardinals' outfielder Jacob Heyward

CAREER STATISTICS

YEAR	AVG	GP-GS	AB	R	H	2B	3B	HR	RBI	SB-A
2015	.220	33-5	41	9	9	1	0	0	4	0-1
2014	.160	14-6	25	5	4	1	0	0	3	0-1

CAREER .197 44-11 66 14 13 2 0 0 7 0-2

CAREER HIGHS

- At Bats:** 5, at FGCU, 3/10/2015
Runs: 2, twice (last vs. Duke, 5/25/2015)
Hits: 3, vs. Duke, 5/24/2014
RBI: 3, vs. Duke, 5/10/2014
Walks: 2, vs. Barry, 2/25/2015
Steals: N/A
Hitting Streak: 5 games (2014)

SEASON HIGHS

- At Bats:** 5, at FGCU, March 10
Runs: 1, eight times (last vs. Virginia Tech, April 11)
Hits: 2, vs. Florida State, April 25
RBI: 2, twice (last vs. Florida State, April 25)
Walks: 2, vs. Barry, February 25
Steals: N/A
Hitting Streak: 2 games, twice

7 • GEORGE ISKENDERIAN INF

- 6-0 • 190 • JR • Englewood Cliffs, NJ • IRCC**
- .374 average leads all UM hitters and ranks second-best in ACC
 - 15 steals leads all hitters and puts him fifth-most in ACC
 - Had first walk-off hit of UM career in 10th inning vs. FAU (4/8)
 - Hitting .441 with 21 runs since moving to second base on April 1
 - One of only three players to start all 44 games this season
 - Leads team w/16 multi-hit games; 10 multi-RBI games tie for 2nd
 - Riding six-game hitting streak into Friday's series opener vs. Pitt
 - Hit .571 (8-for-14) with four runs in sweep of Duke (4/3-4/6)
 - Picked by St. Louis (34th RD) in MLB Draft out of Indian River CC
 - Played freshman season at South Carolina, hitting .250 with 6 RBI

CAREER STATISTICS

YEAR	AVG	GP-GS	AB	R	H	2B	3B	HR	RBI	SB-A
2015	.374	44-44	171	48	64	10	2	2	36	15-15

SEASON HIGHS

- At Bats:** 5, 11 times (last vs. Virginia Tech, April 12)
Runs: 3, four times (last vs. Florida State, April 26)
Hits: 4, twice (last vs. Florida State, April 26)
RBI: 3, four times (last vs. Duke, April 5)
Walks: 3, vs. Florida State, April 24
Steals: 2, three times (last vs. Bethune-Cookman, April 1)
Hitting Streak: 12 games

40 • GARRETT KENNEDY C

- 6-1 • 210 • SR • Davie, Fla. • Archbishop McCarthy**
- Serving as one of Miami's most productive hitters in last year
 - Already has set career highs in every offensive category
 - Has alternated as catcher / designated hitter with Zack Collins
 - Hit two-run walk-off home run in bottom nine vs. Wright St. (2/27)
 - One of team's most experienced players, one of four seniors
 - Saw action in 43 games in 2014, including 38 starts at catcher
 - Connected in homers in back-to-back games against Florida in '14
 - Named to 2014 Coral Gables Regional All-Tournament Team

CAREER STATISTICS

YEAR	AVG	GP-GS	AB	R	H	2B	3B	HR	RBI	SB-A
2015	.343	41-36	137	31	47	7	1	5	29	1-1
2014	.231	43-38	117	14	27	3	0	2	16	1-1
2013	.282	45-39	124	17	35	4	0	3	16	0-2
2012	.165	40-31	85	6	14	0	0	0	4	0-1

CAREER .266 169-144 463 68 123 14 1 10 65 2-5

CAREER HIGHS

- At Bats:** 8, vs. Florida State, 4/24/2015
Runs: 5, vs. Rutgers, 2/15/2015
Hits: 3, four times (last vs. Virginia Tech, 4/10/2015)
RBI: 3, three times (last vs. Duke, 4/3/2015)
Walks: 3, vs. St. John's, 3/5/2013
Steals: 1, twice (last vs. Virginia, 4/19/2015)
Hitting Streak: 11 games (2015)

SEASON HIGHS

- At Bats:** 8, vs. Florida State, April 24
Runs: 5, vs. Rutgers, February 15
Hits: 3, four times (last vs. Virginia Tech, April 10)
RBI: 3, twice (last vs. Duke, April 3)
Walks: 2, six times (last vs. Virginia Tech, April 12)
Steals: 1, vs. Virginia, April 19
Hitting Streak: 11 games

51 • BRANDON LOPEZ SS

- 6-1 • 190 • JR • Miramar, FL • American Heritage**
- Has started 14 of last 15 games at SS, including 11 straight
 - Hit .429 (6-for-14) & had three multi-hit games against FSU
 - Led team with .500 average in three starts at SS vs. VT (4/10-12)
 - One of the top defensive infielders in the conference
 - Has made 138 starts at shortstop in two+ seasons at Miami
 - Drafted in 34th round of 2012 MLB Draft by Toronto

CAREER STATISTICS

YEAR	AVG	GP-GS	AB	R	H	2B	3B	HR	RBI	SB-A
2015	.321	26-24	81	10	26	3	2	0	11	0-0
2014	.233	56-56	189	23	44	6	1	0	29	6-11
2013	.243	59-58	181	17	44	1	0	1	15	5-7

CAREER .253 141-138 451 50 114 10 3 1 55 11-18

LOPEZ CAREER HIGHS

- At Bats:** 7, vs. North Carolina, 5/16/2014
Runs: 2, six times (last vs. Virginia Tech, 4/11/2015)
Hits: 3, five times (last at Louisville, 3/7/2015)
RBI: 4, twice (last vs. Boston College, 3/7/2014)
Walks: 3, twice (last at Clemson, 4/27/2014)
Steals: 2, vs. Clemson, 4/27/2014
Hitting Streak: 7 games (2013)

LOPEZ SEASON HIGHS

- At Bats:** 5, twice (last vs. Florida State, April 26)
Runs: 2, vs. Virginia Tech, April 11
Hits: 3, at Louisville, March 7
RBI: 3, at Louisville, March 7
Walks: 2, three times (last vs. Florida State, April 24)
Steals: N/A
Hitting Streak: 5 games

42 • EDGAR MICHELANGELI INF

- 6-1 • 210 • R-SO • Miami, FL • Florida Christian**
- Went hitless in two at bats in start at DH vs. Bethune (4/1)
 - Went 1-for-4 in start at DH vs. Army (3/17)
 - Two-run 2B in 8th inning helped clinch win vs. Rutgers (2/14)
 - Made 18 appearances in first full season in '14, including 10 GS
 - Sat out 2013 season due to NCAA transfer rules (Miami-Dade JC)

CAREER STATISTICS

YEAR	AVG	GP-GS	AB	R	H	2B	3B	HR	RBI	SB-A
2015	.220	26-10	50	4	11	3	0	0	3	1-1
2014	.209	17-10	43	4	9	3	0	0	9	0-1

CAREER .220 43-20 93 8 20 6 0 0 12 1-2

CAREER HIGHS

- At Bats:** 5, at FGCU, 3/10/2015
Runs: 2, vs. Wright State, 2/27/2015
Hits: 2, vs. FAU, 2/17/2015
RBI: 2, twice (last vs. Rutgers, 2/14/2015)
Walks: 2, vs. Wright State (2/27/2015)
Hitting Streak: 4 games (2015)

SEASON HIGHS

- At Bats:** 5, at FGCU, March 10
Runs: 2, vs. Wright State, February 27
Hits: 2, at FAU, February 17
RBI: 2, vs. Rutgers, February 14
Walks: 2, vs. Wright State, February 27
Hitting Streak: 4 games (twice)

4 • JOHNNY RUIZ 2B

- 5-11 • 195 • SO • Coral Gables, FL • Westminster Chris.**
- Catalyst for Miami's rally vs. FAU - pinch-hit leadoff single (4/8)
 - Started at second vs. Duke (4/5) & reached in all four appearances
 - Team's top hitter at UNC: 4-for-9 (.444) with GWH in Game 1
 - Finished Wake series 4-for-11 (.363) with one run scored
 - Delivered GWH on Opening Day, two-RBI single in 8th inning
 - Took over 3B midway thru '14 after Thompson suffered blood clot
 - Named 2013 4A-2A Player of the Year by *Miami Herald*
 - Hit .564 with five home runs and 40 RBI during senior season

CAREER STATISTICS

YEAR	AVG	GP-GS	AB	R	H	2B	3B	HR	RBI	SB-A
2015	.276	35-21	87	11	24	1	1	0	15	0-0
2014	.229	45-38	131	22	30	7	0	0	11	2-4

CAREER .248 80-59 218 33 54 8 0 0 26 2-4

CAREER HIGHS

- At Bats:** 5, vs. Rutgers, 2/15/2015
Runs: 2, five times (last vs. Duke, 5/10/2014)
Hits: 3, twice (last vs. Pittsburgh, 4/13/2014)
RBI: 3, vs. Rutgers, 2/13/2015
Walks: 2, eight times (last vs. Duke, 4/5/2015)
Steals: 1, twice (last at Virginia Tech, 4/6/2014)
Hitting Streak: 6 games (2014)

SEASON HIGHS

- At Bats:** 5, vs. Rutgers, February 15
Runs: 1, 10 times (last vs. Virginia Tech, April 12)
Hits: 2, five times (last vs. Duke, April 5)
RBI: 3, vs. Rutgers, February 13
Walks: 2, vs. Duke, April 5
Hitting Streak: 3 games (three times)

28 • MALIK ROSIER OF

- 6-3 • 213 • FR • Mobile, AL • Faith Academy**
- Had first career hits - two-RBI 1B & solo HR - 2/15/15 vs. Rutgers
 - Four-year letterman at Faith Academy, speedy & can hit for power
 - Played catcher first three seasons before switching to outfield
 - Also playing quarterback for football team at Miami

CAREER STATISTICS

YEAR	AVG	GP-GS	AB	R	H	2B	3B	HR	RBI	SB-A
2015	.333	8-0	9	1	3	0	0	1	3	0-0

SEASON HIGHS

- At Bats:** 3, vs. Rutgers, February 15
Runs: 1, vs. Rutgers, February 15
Hits: 2, vs. Rutgers, February 15
RBI: 3, vs. Rutgers, February 15

8 • DAVID THOMPSON INF

- 6-2 • 220 • JR • Miami, FL • Westminster Christian**
- Named to Golden Spikes Award Midseason Watch List
 - Leads team and tied for 2nd in ACC in HR's (11) & 3rd in RBI (54)
 - Has started all 44 games of season - 34 at 3B, 1 at DH, 9 at 1B
 - Preseason All-America second-team selection by *Baseball America*
 - Named ACC Co-POTW on 3/23 after hitting .389 w/4 HR, 13 RBI in UM's 3-1 week; slugged 1.278 in four games, added 2 2B, 1 3B
 - Developed blood clot in arm midway though '14, missed 32 games
 - Earned Freshman All-America honors from *Perfect Game* in 2013
 - Was the first three-time *Miami Herald* Athlete of the Year winner
 - State home run leader for single season (19) and career (55), breaking records set by Alex Rodriguez at same school/ballpark

CAREER STATISTICS

YEAR	AVG	GP-GS	AB	R	H	2B	3B	HR	RBI	SB-A
2015	.321	44-44	168	34	54	12	2	11	54	1-3
2014	.278	30-30	108	15	30	6	1	0	15	0-1
2013	.286	52-51	182	22	52	14	0	6	46	3-5

CAREER .297 126-125 458 71 136 32 3 17 115 4-9

CAREER HIGHS

- At Bats:** 6, twice (last at FGCU, 3/10/2015)
Runs: 3, three times (last vs. Virginia Tech, 4/11/2015)
Hits: 4, at FGCU, 3/10/2015
RBI: 7, at Wake Forest, 3/20/2015
Walks: 2, nine times (last vs. Florida State, April 24)
Steals: 1, four times (last vs. Rutgers, 2/14/2015)
Hitting Streak: 20 games (2015)

SEASON HIGHS

- At Bats:** 6, twice (last at FGCU, March 10)
Runs: 3, twice (last vs. Virginia Tech, April 11)
Hits: 4, at FGCU, March 10
RBI: 7, at Wake Forest, March 20
Walks: 2, six times (last vs. Florida State, April 24)
Steals: 1, vs. Rutgers, February 14
Hitting Streak: 20 games

10 • JUSTIN SMITH OF

- 6-2 • 205 • FR • St. John's, FL • Bartram Trail**
- Had one walk, one run scored in start at LF vs. Duke (4/5)
 - Made first start of career Saturday vs. NC State (3/14)
 - Had first career hit in first career at bat vs. Rutgers (2/14)
 - Saw action in three games vs. Rutgers, scored two runs
 - Ranked No. 51 national high school prospect by *Perfect Game*
 - Ranked No. 43 high school prospect by *Baseball America*
 - Named *Perfect Game* First Team All-American from 2011-14

CAREER STATISTICS

YEAR	AVG	GP-GS	AB	R	H	2B	3B	HR	RBI	SB-A
2015	.192	15-3	26	4	5	0	0	0	0	0-0

SEASON HIGHS

- At Bats:** 4, vs. Army, March 17
Runs: 1, four times (last vs. Duke, April 5)
Hits: 1, four times (last vs. Bethune-Cookman, April 1)
RBI: N/A
Walks: 1, three times (last vs. Duke, April 5)
Steals: N/A
Hitting Streak: N/A

STARTING PITCHER PROFILES

43 THOMAS WOODREY JR LHP



Junior (2015)...

Has stepped up in first season as starting pitcher, tossing 6.0 innings in every start this spring...Pitched in bullpen first two seasons at Miami...2.87 ERA is lowest among all starters...Changeup is best among all pitchers on staff...Has best control of any starter...Moved up to Friday night role after Florida series, beginning vs. Wright State (Feb. 20)...11 walks are fewest among starting pitchers...Scratched from start vs. NC State due to stomach virus.

Sophomore (2014)...

Served as one of team's most reliable relievers, finishing with 31 appearances totaling 49.2 innings...Recorded 2.54 ERA – third-lowest among bullpen regulars...Struck out 36 batters compared to just 11 walks...19 of 31 appearances were of more than one inning...Made six postseason appearances: three in ACC Championship (May 21-24), and three in Coral Gables Regional (May 31-June 2)

Freshman (2013)...

Saw action in 19 games including three starts...Totaled 40.1 innings, fifth-most of any pitcher on staff...Ended season with 4-0 record and 3.12 ERA...Opened season as midweek starter before shifting to bullpen...Finished with 30 strikeouts compared to 14 walks...Made three appearances in postseason totaling 3.0 innings with six strikeouts.

CAREER HIGHS

Innings: 8.0, vs. Maine, 3/5/2013

Hits Allowed: 11, vs. Louisville, 3/7/2015

Runs Allowed: 7, twice

Earned Runs Allowed: 5, vs. Louisville, 3/7/2015

Strikeouts: 7, vs. Virginia Tech, 4/10/2015

Walks: 5, vs. FAU, 2/20/2013

CAREER STATISTICS

YEAR	ERA	W-L	APP	IP	H	R	ER	BB	SO	B/AVG
2015	2.87	4-2	10	62.2	64	35	20	11	31	.261
2014	2.54	4-0	31	49.2	38	14	14	11	36	.221
2013	3.12	4-0	19	40.1	35	18	14	14	30	.230
CAREER	2.83	12-2	60	152.2	137	67	48	36	127	

30 ANDREW SUAREZ R-JR LHP



Redshirt Junior (2015)...

Named to Golden Spikes Award Preseason Watch List, recognizing top amateur player...Ranked in the top 100 MLB Draft prospects by MLB.com...Had disappointing performance vs. Florida State last time out, tagged for career-high 12 runs (10 earned) on 11 hits...ERA was 2.09 before start vs. Seminoles...Struck out career-high 12 batters in 8.0-inning outing vs. Duke (April 4)...Considered among top college lefthanders eligible for 2015 MLB Draft.

Redshirt Sophomore (2014)...

Selected by Washington Nationals in second round of 2014 MLB First-Year Player Draft (No. 57 overall)...Earned third-team All-ACC recognition...Made 16 starts in weekend rotation, totaling 109.2 innings...Struck out season-high 10 batters twice...Tossed 9.0 innings in four different games.

Redshirt Freshman (2013)...

Recovered from shoulder surgery and made 15 starts as member of weekend rotation...Finished with 3-5 record and 3.95 ERA...Threw 86.2 innings, third-most of any pitcher on staff...Struck out 57 batters and issued 19 walks...Totaled 12.0 innings in two postseason starts against North Carolina (May 23) and Oklahoma State (June 2) with eight strikeouts and one walk.

Freshman (2012)...

Missed nearly entire season rehabbing from surgery...Started and pitched three impressive innings against the Marlins in the team's stadium-opening exhibition.

CAREER HIGHS

Innings: 9.0, four times

Hits Allowed: 11, three times (last vs. FSU, 4/25/2015)

Runs Allowed: 12, vs. FSU, 4/25/2015

Earned Runs Allowed: 10, vs. FSU, 4/25/2015

Strikeouts: 12, vs. Duke, 4/4/2015

Walks: 5, vs. Wake Forest, 5/12/2013

CAREER STATISTICS

YEAR	ERA	W-L	APP	IP	H	R	ER	BB	SO	B/AVG
2015	4.07	4-3	8	42.0	52	26	19	14	41	.302
2014	2.95	6-3	16	109.2	108	46	36	15	87	.256
2013	3.95	3-5	15	86.2	94	47	38	19	57	.282
2012	19.29	0-0	3	2.1	6	5	5	1	1	.462
CAREER	3.09	13-11	42	285.2	260	126	98	49	186	

STARTING PITCHER PROFILES

47 ENRIQUE SOSA JR RHP



Junior (2015)...

Has been among Miami's breakout performers in 2015...Has made 11 starts on weekend rotation, only pitcher to start every weekend...12-to-6 true curveball among best pitches on staff...Has 48 strikeouts in 59 innngs, and leads team with six wins...Has been particularly dominant at home, with 5-0 record and 0.95 ERA...Went career-long 7.0 innings vs. Duke (April 5)...Struck out career-high 10 batters in first start of season vs. Rutgers (Feb. 14).

Sophomore (2014)...

Made 11 appearances out of bullpen, totaling 15.1 innings...Recorded 7.04 ERA with 14 strikeouts...Struck out season-high four batters against Bethune-Cookman (March 11) in career-long 2.2 innings...Tossed two scoreless innings against Virginia Tech (April 4)...Struck out three batters in two clean innings against Alabama State (May 2)...Did not allow any hits in 1.2 scoreless innings against North Carolina (May 16).

Freshman (2013)...

Made five appearances out of the bullpen, totaling 7.0 innings...Allowed five earned runs (6.40 ERA)...Finished with three strikeouts...Pitched 1.0 scoreless inning in career debut against St. Thomas (Feb. 26)...Went career-high 2.2 innings and struck out career-high two batters against Illinois State (March 12).

CAREER HIGHS

- Innings:** 7.0, vs. Virginia Tech, 4/12/2015
- Hits Allowed:** 9, vs. North Carolina, 3/29/2015
- Runs Allowed:** 7, vs. North Carolina, 3/29/2015
- Earned Runs Allowed:** 7, vs. North Carolina, 3/29/2015
- Strikeouts:** 10, vs. Oklahoma State, 5/31/2013
- Walks:** 3, three times

CAREER STATISTICS

YEAR	ERA	W-L	APP	IP	H	R	ER	BB	SO	B/AVG
2015	3.81	6-3	11	59.0	60	28	25	19	48	.262
2014	7.04	0-1	11	15.1	12	14	12	11	14	.207
2013	6.43	0-0	5	7.0	8	5	5	6	3	.296
CAREER	4.65	6-4	27	81.1	80	47	42	36	65	

14 DANNY GARCIA SO LHP



Sophomore (2015)...

Has been among team's most improved players in 2015, and has solidified role as No. 4 starter during midweek games...Has also served in long relief role out of bullpen...61 strikeouts leads the team...63.0 innings is most of any pitcher on staff...Has made nine starts and five relief appearances...Struck out career-high 11 in start vs. Stetson...Will factor into weekend after midweek start vs. FAU was postponed last week, and UM did not have midweek game planned this week due to finals.

Freshman (2014)...

Saw action in 11 games, including three starts...Finished with 18 strikeouts...Made career-first appearance in season opener against Maine (Feb. 14), striking out one batter...Recorded career-first start against Villanova (March 5), allowing two runs while striking out career-high eight...Went career-long 4.2 innings against Stetson (March 12)...Struck out 11 batters in three starts

High School...

Earned first-team All-Dade recognition from Miami Herald for final two seasons at Westwood Christian...Garnered all-state honors from Florida Athletic Coaches Association (FACA)...Recorded 5-2 record with 85 strikeouts and 1.85 ERA senior season, guiding school to first state championship in its history.

CAREER HIGHS

- Innings:** 7.2, vs. Barry, 2/25/2015
- Hits Allowed:** 11, vs. FGCU, 3/25/2015
- Runs Allowed:** 7, vs. FGCU, 3/25/2015
- Earned Runs Allowed:** 5, vs. FGCU, 3/25/2015
- Strikeouts:** 11, vs. Stetson, 3/11/2015
- Walks:** 2, three times

CAREER STATISTICS

YEAR	ERA	W-L	APP	IP	H	R	ER	BB	SO	B/AVG
2015	3.00	5-1	14	63.0	63	24	21	13	61	.267
2014	6.30	0-1	11	20.0	22	16	14	10	18	.282
CAREER	3.80	5-2	25	83.0	85	40	35	23	79	



2015 Miami Hurricanes Baseball
Overall Statistics for Miami (FL) (as of Apr 26, 2015)
(All games Sorted by Batting avg)



Record: 31-13 Home: 23-4 Away: 8-9 ACC: 16-8

Player	avg	gp-gs	ab	r	h	2b	3b	hr	rbi	tb	slg%	bb	hp	so	gdp	ob%	sf	sh	sb-att	po	a	e	fld%
George Iskenderian	.374	44-44	171	48	64	10	2	2	36	84	.491	24	5	31	2	.458	3	1	15-15	64	109	15	.920
Garrett Kennedy	.343	41-36	137	31	47	7	1	5	29	71	.518	25	2	16	2	.448	1	2	1-1	149	15	1	.994
David Thompson	.321	44-44	168	34	54	12	2	11	54	103	.613	27	3	21	5	.416	4	3	1-3	110	76	8	.959
Willie Abreu	.302	43-43	149	28	45	6	0	3	32	60	.403	16	6	31	4	.390	1	5	4-4	79	6	0	1.000
Christopher Barr	.297	38-35	118	20	35	6	2	0	10	45	.381	15	4	27	3	.394	0	9	6-6	300	20	3	.991
Ricky Eusebio	.289	44-44	159	44	46	10	2	2	18	66	.415	29	12	30	2	.433	1	6	13-16	98	1	0	1.000
Johnny Ruiz	.276	35-21	87	11	24	1	1	0	15	27	.310	5	0	18	1	.309	2	3	0-0	45	69	3	.974
Zack Collins	.266	43-43	158	34	42	6	3	6	27	72	.456	34	5	43	3	.409	1	0	6-7	177	21	2	.990
Carl Chester	.256	43-41	160	29	41	7	1	4	19	62	.388	15	9	38	3	.351	1	5	10-13	63	4	3	.957

Peter Crocitto	.462	10-0	13	3	6	4	0	0	2	10	.769	0	0	3	0	.462	0	0	0-0	10	1	0	1.000
Sebastian Diaz	.364	7-3	11	3	4	0	0	0	3	4	.364	1	0	6	0	.385	1	0	1-1	7	5	3	.800
Malik Rosier	.333	8-0	9	1	3	0	0	1	3	6	.667	0	1	3	0	.400	0	0	0-0	3	0	0	1.000
Brandon Lopez	.321	26-24	81	10	26	3	2	0	11	33	.407	16	3	13	0	.450	0	5	0-0	33	73	8	.930
Edgar Michelangeli	.220	26-10	50	4	11	3	0	0	3	14	.280	8	0	14	2	.328	0	2	1-1	22	22	3	.936
Jacob Heyward	.220	33-5	41	9	9	1	0	0	4	10	.244	6	2	12	0	.347	0	0	0-1	16	0	1	.941
Justin Smith	.192	15-3	26	4	5	0	0	0	0	5	.192	3	2	9	0	.323	0	0	0-0	5	0	0	1.000
Totals	.300	44	1538	313	462	76	16	34	266	672	.437	224	54	315	27	.404	15	41	58-68	1200	485	58	.967
Opponents	.248	44	1499	184	372	64	7	17	153	501	.334	146	36	327	28	.327	13	30	31-48	1158	403	73	.955

LOB - Team (404), Opp (340). DPs turned - Team (34), Opp (34). CI - Team (0), Opp (3). IBB - Team (4), Thompson, D. 2, Collins, Z. 1, Iskenderian 1, Opp (7). Picked off - Chester, C. 4, Eusebio, R. 2, Michelangeli 1, Barr, C. 1, Thompson, D. 1, Collins, Z. 1.

(All games Sorted by Earned run avg)

Player	era	w-l	app	gs	cg	sho	sv	ip	h	r	er	bb	so	2b	3b	hr	b/avg	wp	hp	bk	sfa	sha	
Thomas Woodrey	2.87	4-2	10	10	0	0/0	0	62.2	64	35	20	11	31	12	4	6	.261	0	7	2	2	7	
Danny Garcia	3.00	5-1	14	9	0	0/2	0	63.0	63	24	21	13	61	7	1	5	.267	3	4	0	1	3	
Enrique Sosa	3.81	6-3	11	11	0	0/2	0	59.0	60	28	25	19	48	9	0	3	.262	6	6	0	3	2	

Andy Honiotes	0.00	0-0	5	0	0	0/0	0	6.1	3	0	0	6	5	0	0	0	.158	0	1	0	0	0	
Daniel Braggi	1.40	1-0	16	0	0	0/1	0	25.2	10	4	4	10	21	5	0	0	.120	1	1	0	0	1	
Michael Mediavilla	1.93	2-1	23	0	0	0/1	0	23.1	13	8	5	11	33	6	0	0	.167	2	1	0	2	4	
Sam Abrams	2.03	1-0	10	0	0	0/1	0	13.1	13	3	3	8	10	4	0	0	.283	0	3	0	2	2	
Cooper Hammond	2.42	3-1	24	0	0	0/1	2	26.0	24	8	7	7	19	3	0	0	.247	1	5	0	0	3	
Jesse Lepore	2.45	0-0	8	0	0	0/1	0	11.0	12	5	3	7	4	1	0	0	.273	1	0	1	0	0	
Bryan Garcia	3.08	4-2	21	0	0	0/1	9	26.1	16	10	9	14	25	2	0	0	.184	5	2	0	0	5	
Andrew Suarez	4.07	4-1	8	8	0	0/1	0	42.0	52	26	19	14	41	8	0	3	.302	2	1	0	1	2	
Ryan Otero	5.14	0-0	12	2	0	0/1	1	21.0	19	13	12	7	10	4	1	0	.235	2	4	0	2	0	
Derik Beauprez	8.20	1-2	12	3	0	0/0	0	18.2	19	17	17	18	19	3	0	0	.260	5	1	1	0	1	
Daniel Sayles	10.80	0-0	5	1	0	0/0	0	1.2	4	3	2	1	0	0	1	0	.444	0	0	0	0	0	
Totals	3.31	31-13	44	44	0	4/4	12	400.0	372	184	147	146	327	64	7	17	.248	28	36	4	13	30	
Opponents	5.71	13-31	44	44	1	0/0	4	386.0	462	313	245	224	315	76	16	34	.300	55	54	2	15	41	

PB - Team (4), Collins, Z. 4, Opp (13). Pickoffs - Team (12), Garcia, D. 4, Suarez, A. 3, Collins, Z. 2, Woodrey, T. 1, Abrams, S. 1, Kennedy, G. 1, Opp (10). SBA/ATT - Collins, Z. (24-31), Kennedy, G. (7-14), Hammond, C. (9-11), Sosa, E. (3-7), Suarez, A. (5-7), Beauprez, D. (6-6), Garcia, D. (0-3), Sayles, D. (2-2), Honiotes, A. (0-2), Otero, R. (2-2), Garcia, B.



**2015 Miami Hurricanes Baseball
Overall Statistics for Miami (FL) (as of Apr 26, 2015)
(All games Sorted by Fielding pct)**



Player	c	po	a	e	fld%	dp	sba	csb	sba%	pb	ci
Ricky Eusebio	99	98	1	0	1.000	1	0	0	---	0	0
Willie Abreu	85	79	6	0	1.000	1	0	0	---	0	0
Thomas Woodrey	14	4	10	0	1.000	0	0	2	.000	0	0
Peter Crocitto	11	10	1	0	1.000	0	0	0	---	0	0
Cooper Hammond	6	1	5	0	1.000	0	9	2	.818	0	0
Michael Mediavilla	5	0	5	0	1.000	0	1	1	.500	0	0
Sam Abrams	5	1	4	0	1.000	0	2	0	1.000	0	0
Justin Smith	5	5	0	0	1.000	0	0	0	---	0	0
Ryan Otero	5	3	2	0	1.000	0	2	0	1.000	0	0
Daniel Briggi	4	1	3	0	1.000	0	0	0	---	0	0
Malik Rosier	3	3	0	0	1.000	0	0	0	---	0	0
Jesse Lepore	1	0	1	0	1.000	0	0	0	---	0	0
Andy Honiotes	1	0	1	0	1.000	0	0	2	.000	0	0
Garrett Kennedy	165	149	15	1	.994	0	7	7	.500	0	0
Christopher Barr	323	300	20	3	.991	23	0	0	---	0	0
Zack Collins	200	177	21	2	.990	1	24	7	.774	4	0
Johnny Ruiz	117	45	69	3	.974	12	0	0	---	0	0
David Thompson	194	110	76	8	.959	9	0	0	---	0	0
Carl Chester	70	63	4	3	.957	0	0	0	---	0	0
Jacob Heyward	17	16	0	1	.941	0	0	0	---	0	0
Edgar Michelangeli	47	22	22	3	.936	8	0	0	---	0	0
Brandon Lopez	114	33	73	8	.930	16	0	0	---	0	0
George Iskenderian	188	64	109	15	.920	19	0	0	---	0	0
Danny Garcia	18	0	16	2	.889	1	0	3	.000	0	0
Bryan Garcia	7	1	5	1	.857	1	1	1	.500	0	0
Andrew Suarez	13	2	9	2	.846	1	5	2	.714	0	0
Sebastian Diaz	15	7	5	3	.800	2	0	0	---	0	0
Enrique Sosa	4	2	1	1	.750	0	3	4	.429	0	0
Derik Beauprez	7	4	1	2	.714	0	6	0	1.000	0	0
Daniel Sayles	0	0	0	0	.000	0	2	0	1.000	0	0
Totals	1743	1200	485	58	.967	34	31	17	.646	4	0
Opponents	1634	1158	403	73	.955	34	58	10	.853	13	3

Hitting minimums - 35 Games 1 AB
Pitching minimums - 1 Games 1.0 IP/Game



2015 Miami Hurricanes Baseball
Conference statistics for Miami (FL) (as of Apr 26, 2015)
(ACC games only Sorted by Batting avg)



Record: 16-8 Home: 10-2 Away: 6-6 ACC: 16-8

Player	avg	gp-gs	ab	r	h	2b	3b	hr	rbi	tb	slg%	bb	hp	so	gdp	ob%	sf	sh	sb-att	po	a	e	fld%
George Iskenderian	.400	24-24	100	28	40	7	1	1	20	52	.520	9	2	16	1	.455	1	1	8-8	43	65	10	.915
Garrett Kennedy	.360	23-22	86	20	31	2	1	4	20	47	.547	15	2	11	1	.462	1	0	1-1	96	9	1	.991
Willie Abreu	.321	24-24	84	18	27	4	0	1	19	34	.405	9	3	21	3	.402	1	2	2-2	45	4	0	1.000
Johnny Ruiz	.319	20-12	47	5	15	1	0	0	7	16	.340	5	0	10	0	.370	2	2	0-0	25	38	1	.984
David Thompson	.293	24-24	92	17	27	8	1	7	30	58	.630	13	1	14	2	.376	3	2	0-0	49	43	4	.958
Christopher Barr	.286	21-21	70	12	20	3	2	0	5	27	.386	8	1	15	1	.367	0	8	1-1	184	12	1	.995
Zack Collins	.272	24-24	92	17	25	2	1	4	11	41	.446	18	1	27	1	.393	1	0	2-3	70	11	1	.988
Ricky Eusebio	.266	24-24	94	20	25	6	0	2	12	37	.394	9	7	20	2	.373	0	5	5-8	55	0	0	1.000
Carl Chester	.213	24-22	80	14	17	5	0	1	10	25	.313	9	5	22	2	.326	1	5	2-2	39	2	2	.953
Jacob Heyward	.190	20-2	21	5	4	0	0	0	2	4	.190	2	1	7	0	.292	0	0	0-0	12	0	1	.923

Peter Crocitto	.667	6-0	6	2	4	3	0	0	2	7	1.167	0	0	0	0	.667	0	0	0-0	4	1	0	1.000
Brandon Lopez	.367	16-14	49	7	18	2	2	0	7	24	.490	13	2	6	0	.516	0	3	0-0	20	41	5	.924
Sebastian Diaz	.167	3-1	6	1	1	0	0	0	1	1	.167	0	0	5	0	.167	0	0	0-0	2	3	3	.625
Justin Smith	.071	8-2	14	2	1	0	0	0	0	1	.071	2	1	6	0	.235	0	0	0-0	5	0	0	1.000
Edgar Michelangeli	.000	8-0	9	0	0	0	0	0	0	0	.000	1	0	2	1	.100	0	0	0-0	5	4	1	.900
Malik Rosier	.000	3-0	3	0	0	0	0	0	0	0	.000	0	0	2	0	.000	0	0	0-0	0	0	0	.000
Totals	.299	24	853	168	255	43	8	20	146	374	.438	113	26	184	14	.393	10	28	21-25	664	271	31	.968
Opponents	.253	24	837	108	212	40	4	7	91	281	.336	88	20	170	13	.336	7	22	18-25	651	220	33	.963

LOB - Team (214), Opp (202). DPs turned - Team (17), Opp (19). CI - Team (0), Opp (3). IBB - Team (3), Thompson, D. 2, Collins, Z. 1, Opp (6). Picked off - Chester, C. 2, Eusebio, R. 2, Barr, C. 1, Collins, Z. 1, Thompson, D. 1.

(ACC games only Sorted by Earned run avg)

Player	era	w-l	app	gs	cg	sho	sv	ip	h	r	er	bb	so	2b	3b	hr	b/avg	wp	hp	bk	sfa	sha	
Thomas Woodrey	3.27	2-2	7	7	0	0/0	0	44.0	45	23	16	6	23	9	4	3	.262	0	5	2	0	7	
Andrew Suarez	4.14	4-1	7	7	0	0/1	0	37.0	44	24	17	12	38	7	0	2	.291	2	1	0	1	2	
Enrique Sosa	4.57	5-2	8	8	0	0/2	0	41.1	46	23	21	12	30	6	0	2	.279	6	4	0	2	2	

Jesse Lepore	0.00	0-0	3	0	0	0/0	0	4.0	5	0	0	1	3	0	0	0	.313	0	0	0	0	0	
Andy Honiotes	0.00	0-0	1	0	0	0/0	0	2.0	0	0	0	2	2	0	0	0	.000	0	0	0	0	0	
Danny Garcia	1.00	0-0	4	0	0	0/1	0	9.0	6	1	1	0	7	2	0	0	.207	0	0	0	1	1	
Cooper Hammond	1.98	1-0	13	0	0	0/1	1	13.2	12	3	3	5	8	2	0	0	.240	1	3	0	0	0	
Sam Abrams	2.03	1-0	9	0	0	0/1	0	13.1	13	3	3	7	10	4	0	0	.283	0	3	0	2	2	
Daniel Braggi	2.38	0-0	9	0	0	0/1	0	11.1	5	3	3	7	3	3	0	0	.135	0	1	0	0	1	
Michael Mediavilla	2.70	1-0	13	0	0	0/0	0	13.1	10	7	4	10	19	4	0	0	.213	1	0	0	1	2	
Bryan Garcia	4.00	2-2	13	0	0	0/1	5	18.0	12	9	8	13	16	2	0	0	.194	4	2	0	0	5	
Ryan Otero	4.05	0-0	5	0	0	0/1	0	6.2	5	3	3	2	3	0	0	0	.200	1	1	0	0	0	
Derik Beauprez	9.00	0-1	5	1	0	0/0	0	7.0	6	7	7	10	8	1	0	0	.231	2	0	0	0	0	
Daniel Sayles	13.50	0-0	2	1	0	0/0	0	0.2	3	2	1	1	0	0	0	0	.600	0	0	0	0	0	
Totals	3.54	16-8	24	24	0	3/3	6	221.1	212	108	87	88	170	40	4	7	.253	17	20	2	7	22	
Opponents	5.23	8-16	24	24	0	0/0	3	217.0	255	168	126	113	184	43	8	20	.299	31	26	1	10	28	

PB - Team (1), Collins, Z. 1, Opp (8). Pickoffs - Team (5), Suarez, A. 2, Abrams, S. 1, Kennedy, G. 1, Collins, Z. 1, Opp (7). SBA/ATT - Collins, Z. (13-16), Kennedy, G. (5-8), Suarez, A. (5-7), Hammond, C. (3-5), Sosa, E. (2-4), Mediavilla (1-2), Sayles, D. (2-2), Abrams, S. (2-2), Beauprez, D. (2-2), Garcia, B. (1-1).



**2015 Miami Hurricanes Baseball
Conference statistics for Miami (FL) (as of Apr 26, 2015)
(ACC games only Sorted by Fielding pct)**

Player	c	po	a	e	fld%	dp	sba	csb	sba%	pb	ci
Ricky Eusebio	55	55	0	0	1.000	0	0	0	---	0	0
Willie Abreu	49	45	4	0	1.000	1	0	0	---	0	0
Thomas Woodrey	9	2	7	0	1.000	0	0	0	---	0	0
Bryan Garcia	6	1	5	0	1.000	1	1	0	1.000	0	0
Justin Smith	5	5	0	0	1.000	0	0	0	---	0	0
Sam Abrams	5	1	4	0	1.000	0	2	0	1.000	0	0
Peter Crocitto	5	4	1	0	1.000	0	0	0	---	0	0
Daniel Braggi	4	1	3	0	1.000	0	0	0	---	0	0
Cooper Hammond	4	0	4	0	1.000	0	3	2	.600	0	0
Michael Mediavilla	3	0	3	0	1.000	0	1	1	.500	0	0
Enrique Sosa	2	1	1	0	1.000	0	2	2	.500	0	0
Derik Beauprez	1	1	0	0	1.000	0	2	0	1.000	0	0
Ryan Otero	1	1	0	0	1.000	0	0	0	---	0	0
Andy Honiotes	1	0	1	0	1.000	0	0	0	---	0	0
Danny Garcia	1	0	1	0	1.000	0	0	0	---	0	0
Jesse Lepore	1	0	1	0	1.000	0	0	0	---	0	0
Christopher Barr	197	184	12	1	.995	14	0	0	---	0	0
Garrett Kennedy	106	96	9	1	.991	0	5	3	.625	0	0
Zack Collins	82	70	11	1	.988	1	13	3	.813	1	0
Johnny Ruiz	64	25	38	1	.984	5	0	0	---	0	0
David Thompson	96	49	43	4	.958	2	0	0	---	0	0
Carl Chester	43	39	2	2	.953	0	0	0	---	0	0
Brandon Lopez	66	20	41	5	.924	9	0	0	---	0	0
Jacob Heyward	13	12	0	1	.923	0	0	0	---	0	0
George Iskenderian	118	43	65	10	.915	11	0	0	---	0	0
Andrew Suarez	11	2	8	1	.909	1	5	2	.714	0	0
Edgar Michelangeli	10	5	4	1	.900	1	0	0	---	0	0
Sebastian Diaz	8	2	3	3	.625	0	0	0	---	0	0
Malik Rosier	0	0	0	0	.000	0	0	0	---	0	0
Daniel Sayles	0	0	0	0	.000	0	2	0	1.000	0	0
Totals	966	664	271	31	.968	17	18	7	.720	1	0
Opponents	904	651	220	33	.963	19	21	4	.840	8	3

Hitting minimums - 20 Games 1 AB
Pitching minimums - 1 Games 1.0 IP/Game

STARTERS SUMMARY

Player	GS	Position											Batting Order										
		p	c	1b	2b	3b	ss	lf	cf	rf	of	dh	1st	2nd	3rd	4th	5th	6th	7th	8th	9th		
George Iskenderia	44	.	.	.	14	10	20	21	8	5	6	4	.	.
Ricky Eusebio	44	44	14	30
David Thompson	44	.	.	9	.	34	1	.	.	5	6	23	9	1	.
Zack Collins	43	.	23	18	24	.	1	.	.
Willie Abreu	43	43	6	15	18	4	.
Carl Chester	41	41	30	11
Garrett Kennedy	36	.	21	15	.	.	.	1	9	14	1	.
Christopher Barr	35	.	.	35	3	1	22
Brandon Lopez	24	24	13	5
Johnny Ruiz	21	.	.	.	21	7
Enrique Sosa	11	11
Thomas Woodrey	10	10
Edgar Michelangel	10	.	.	.	7	3	6	4
Danny Garcia	9	9
Andrew Suarez	8	8
Jacob Heyward	5	1	.	1	.	3	3
Justin Smith	3	2	.	.	.	1	1	1	.	1
Derik Beauprez	3	3
Sebastian Diaz	3	.	.	.	2	1	2
Ryan Otero	2	2
Daniel Sayles	1	1

Starting Lineup By Position (Team W-L record when starter)

PITCHER:		
Enrique Sosa	11	(8-3)
Thomas Woodrey	10	(7-3)
Danny Garcia	9	(8-1)
Andrew Suarez	8	(6-2)
Derik Beauprez	3	(0-3)
Ryan Otero	2	(1-1)
Daniel Sayles	1	(1-0)
CATCHER:		
Zack Collins	23	(17-6)
Garrett Kennedy	21	(14-7)
FIRST BASE:		
Christopher Barr	35	(26-9)
David Thompson	9	(5-4)
SECOND BASE:		
Johnny Ruiz	21	(14-7)
George Iskenderian	14	(10-4)
Edgar Michelangeli	7	(5-2)
Sebastian Diaz	2	(2-0)
THIRD BASE:		
David Thompson	34	(25-9)
George Iskenderian	10	(6-4)
SHORTSTOP:		
Brandon Lopez	24	(16-8)
George Iskenderian	20	(15-5)
LEFT FIELD:		
Carl Chester	41	(28-13)
Justin Smith	2	(2-0)
Jacob Heyward	1	(1-0)
CENTER FIELD:		
Ricky Eusebio	44	(31-13)
RIGHT FIELD:		
Willie Abreu	43	(30-13)
Jacob Heyward	1	(1-0)
DESIGNATED HITTER:		
Zack Collins	20	(13-7)
Garrett Kennedy	15	(10-5)
Edgar Michelangeli	3	(3-0)
Jacob Heyward	3	(2-1)
David Thompson	1	(1-0)
Justin Smith	1	(1-0)
Sebastian Diaz	1	(1-0)

Starting Lineup By Lineup Spot (Team W-L record when starter)

LEADOFF:	
Carl Chester	30 (21-9)
Ricky Eusebio	14 (10-4)
2ND SPOT:	
Ricky Eusebio	30 (21-9)
Garrett Kennedy	11 (8-3)
Christopher Barr	3 (2-1)
3RD SPOT:	
George Iskenderian	21 (14-7)
Zack Collins	18 (13-5)
David Thompson	5 (4-1)
CLEANUP:	
Zack Collins	24 (17-7)
George Iskenderian	8 (6-2)
David Thompson	6 (5-1)
Willie Abreu	6 (3-3)
5TH SPOT:	
David Thompson	23 (15-8)
Willie Abreu	15 (11-4)
George Iskenderian	5 (4-1)
Garrett Kennedy	1 (1-0)
6TH SPOT:	
Willie Abreu	18 (14-4)
Garrett Kennedy	9 (6-3)
David Thompson	9 (7-2)
George Iskenderian	6 (3-3)
Justin Smith	1 (1-0)
Zack Collins	1 (0-1)
7TH SPOT:	
Garrett Kennedy	14 (9-5)
Brandon Lopez	13 (8-5)
Edgar Michelangeli	6 (6-0)
Willie Abreu	4 (2-2)
George Iskenderian	4 (4-0)
Justin Smith	1 (1-0)
Christopher Barr	1 (1-0)
David Thompson	1 (0-1)
8TH SPOT:	
Christopher Barr	22 (16-6)
Johnny Ruiz	7 (5-2)
Brandon Lopez	5 (4-1)
Edgar Michelangeli	4 (2-2)
Jacob Heyward	3 (2-1)
Sebastian Diaz	2 (2-0)
Garrett Kennedy	1 (0-1)
9TH SPOT:	
Johnny Ruiz	14 (9-5)
Carl Chester	11 (7-4)
Christopher Barr	9 (7-2)
Brandon Lopez	6 (4-2)
Jacob Heyward	2 (2-0)
Sebastian Diaz	1 (1-0)
Justin Smith	1 (1-0)



**2015 Miami Hurricanes Baseball
Games Summary for Miami (FL) (as of May 01, 2015)
(All games)**



Score by innings	1	2	3	4	5	6	7	8	9	EX	Total
Miami (FL)	41	46	42	42	36	32	29	20	18	7	313
Opponents	20	28	28	28	18	16	13	18	10	5	184

Record when ...

Overall	31-13	After 6 leading	23-2
Conference	16-8 trailing	3-9
Non-Conference	15-5 tied	5-2
Home games	23-4	After 7 leading	24-1
Away games	8-9 trailing	3-9
Neutral site	0-0 tied	4-3
Day games	9-8	After 8 leading	25-0
Night games	22-5 trailing	3-10
vs Left starter	14-3 tied	3-3
vs Right starter	17-10		
1-Run games	8-5	Hit 0 home runs	11-11
2-Run games	3-1	... 1 home run	13-2
5+Run games	16-5	... 2+ home runs	7-0
Extra innings	3-1		
Shutouts	4-0	Opponent 0 home runs	22-8
	 1 home run	8-3
Scoring 0-2 runs	0-3 2+ HRs	1-2
..... 3-5 runs	10-7		
..... 6-9 runs	12-3	Made 0 errors	6-3
..... 10+ runs	9-0 1 error	16-3
	 2+ errors	9-7
Opponent 0-2 runs	14-1		
..... 3-5 runs	14-5	Opp. made 0 errors	7-3
..... 6-9 runs	3-3 1 error	7-5
..... 10+ runs	0-4 2+ errors	17-5
Scored in 1st inning	14-2	Out-hit opponent	24-1
Opp. scored in 1st	6-6	Out-hit by opponent	7-12
Scores first	22-4	Hits are tied	0-0
Opp. scores first	9-9		

Record when team scores:

Runs	0	1	2	3	4	5	6	7	8	9	10+
W-L	0-0	0-2	0-1	2-3	6-3	2-1	1-2	3-1	2-0	6-0	9-0

Record when opponent scores:

Runs	0	1	2	3	4	5	6	7	8	9	10+
W-L	4-0	3-0	7-1	9-0	3-1	2-4	1-0	2-0	0-2	0-1	0-4

Record when leading after:

Inn.	1	2	3	4	5	6	7	8
W-L	14-1	19-2	22-1	22-0	22-1	23-2	24-1	25-0

Record when trailing after:

Inn.	1	2	3	4	5	6	7	8
W-L	4-6	6-8	4-9	4-11	5-10	3-9	3-9	3-10

Record when tied after:

Inn.	1	2	3	4	5	6	7	8
W-L	13-6	6-3	5-3	5-2	4-2	5-2	4-3	3-3

Current winning streak: 1
 Longest winning streak: 9
 Longest losing streak: 2

Home attendance : 70887 (27 dates avg = 2625)
 Away attendance : 40951 (17 dates avg = 2408)
 Total attendance: 111838 (44 dates avg = 2541)



**2015 Miami Hurricanes Baseball
Miscellaneous Stats for Miami (FL) (as of May 01, 2015)
(All games)**



Multiple Hit Games	2	3	4	5+	Total
George Iskenderian	8	6	2	-	16
Garrett Kennedy	9	4	-	-	13
David Thompson	9	3	1	-	13
Zack Collins	10	1	-	-	11
Ricky Eusebio	9	2	-	-	11
Christopher Barr	9	1	-	-	10
Willie Abreu	8	-	2	-	10
Brandon Lopez	7	1	-	-	8
Carl Chester	6	2	-	-	8
Johnny Ruiz	5	-	-	-	5
Jacob Heyward	1	-	-	-	1
Edgar Michelangeli	1	-	-	-	1
Malik Rosier	1	-	-	-	1
TEAM	83	20	5	0	108

Multiple RBI Games	2	3	4	5+	Total
David Thompson	6	2	2	3	13
Garrett Kennedy	8	2	-	-	10
George Iskenderian	6	4	-	-	10
Willie Abreu	5	3	-	-	8
Zack Collins	2	3	-	-	5
Ricky Eusebio	2	2	-	-	4
Christopher Barr	2	-	-	-	2
Johnny Ruiz	1	1	-	-	2
Jacob Heyward	2	-	-	-	2
Carl Chester	2	-	-	-	2
Brandon Lopez	-	2	-	-	2
Malik Rosier	-	1	-	-	1
Edgar Michelangeli	1	-	-	-	1
TEAM	37	20	2	3	62

Hitting Streaks	Longest	Current
David Thompson	20	1
George Iskenderian	12	6
Garrett Kennedy	11	2
Willie Abreu	10	10
Zack Collins	9	3
Carl Chester	7	1
Ricky Eusebio	7	4
Brandon Lopez	5	3
Christopher Barr	5	4
Edgar Michelangeli	4	-
Johnny Ruiz	3	1
Sebastian Diaz	3	-
Jacob Heyward	3	-
Peter Crocitto	3	2
Malik Rosier	2	-
Justin Smith	1	-

Reached Base Streaks	Longest	Current
Zack Collins	27	5
George Iskenderian	25	6
David Thompson	23	1
Ricky Eusebio	17	4
Garrett Kennedy	16	2
Carl Chester	12	3
Willie Abreu	10	10
Christopher Barr	9	7
Jacob Heyward	5	-
Edgar Michelangeli	5	-
Johnny Ruiz	5	1
Brandon Lopez	5	4
Justin Smith	4	-
Sebastian Diaz	3	-
Peter Crocitto	3	2
Malik Rosier	2	-

**2015 Miami Hurricanes Baseball
Team Game-by-Game for Miami (FL) (as of May 01, 2015)
Batting (All games)**

Date	Opponent	ab	r	h	rbi	2b	3b	hr	tb	bb	ibb	sb	cs	hbp	sac	sf	gdp	k	po	a	e	lob	avg
Feb 13	RUTGERS	30	5	7	4	1	1	0	10	4	0	0	1	2	2	0	0	12	27	19	2	9	.233
Feb 14	RUTGERS	33	9	10	7	3	0	0	13	7	0	1	0	2	0	0	1	7	27	16	1	9	.270
Feb 14	RUTGERS	35	9	15	8	4	2	0	23	9	0	4	1	0	0	1	0	5	27	8	1	12	.327
Feb 15	RUTGERS	45	25	21	24	8	1	2	37	8	0	1	0	4	1	1	1	5	27	7	2	10	.371
Feb 17	at FAU	36	3	8	2	0	0	1	11	4	0	1	0	2	0	0	0	4	24	11	2	12	.341
Feb 20	at Florida	34	3	10	1	2	0	0	12	1	0	1	0	0	0	0	1	8	26	9	0	5	.333
Feb 21	at Florida	30	7	8	7	2	1	1	15	7	1	0	1	1	2	0	3	9	27	7	1	6	.325
Feb 22	at Florida	31	1	3	0	0	0	0	3	3	0	2	0	1	0	0	0	7	24	15	1	7	.299
Feb 25	BARRY	25	5	5	5	2	0	0	7	10	0	3	1	3	2	0	1	5	27	9	3	11	.291
Feb 27	WRIGHT STATE	30	8	11	5	1	0	1	15	7	0	2	1	2	3	3	0	6	27	14	4	11	.298
Feb 28	WRIGHT STATE	36	4	13	3	1	0	0	14	5	0	1	0	0	0	0	1	7	27	6	2	13	.304
Mar 01	WRIGHT STATE	35	6	11	5	2	0	1	16	5	0	1	0	2	0	0	1	5	27	14	1	9	.305
Mar 04	FGCU	33	7	9	5	0	2	1	16	7	0	4	0	0	1	0	0	4	27	13	0	10	.303
*Mar 07	at Louisville	36	6	10	6	2	0	0	12	8	0	2	0	2	0	0	0	10	24	9	3	13	.301
*Mar 07	at Louisville	38	9	14	9	4	1	0	20	2	0	2	1	3	1	0	0	10	27	13	2	10	.306
*Mar 08	at Louisville	32	4	5	3	2	0	0	7	3	0	0	0	0	1	0	1	6	25	11	2	5	.297
Mar 10	at FGCU	46	15	17	11	3	1	2	28	4	0	2	0	3	0	0	0	12	27	7	1	11	.303
Mar 11	STETSON	37	7	13	7	0	0	1	16	3	0	1	1	1	0	0	1	6	27	5	1	10	.305
*Mar 13	NC STATE	28	3	6	3	1	0	2	13	9	0	0	0	2	3	0	1	9	30	12	2	12	.302
*Mar 14	NC STATE	32	9	10	7	1	1	0	13	6	0	3	0	2	1	2	0	12	27	10	0	10	.302
*Mar 15	NC STATE	33	6	10	4	1	0	1	14	2	0	0	0	0	1	0	1	2	27	9	0	6	.302
Mar 17	ARMY	33	9	9	8	0	0	3	18	5	0	2	0	2	0	0	1	6	27	15	0	7	.301
*Mar 20	at Wake Forest	40	15	15	13	2	0	4	29	11	0	2	0	2	2	0	0	14	27	10	1	13	.305
*Mar 21	at Wake Forest	37	12	15	9	3	0	2	24	6	0	1	0	2	1	2	3	3	27	15	1	9	.309
*Mar 22	at Wake Forest	36	4	10	2	3	1	0	15	2	0	3	0	1	1	0	0	6	24	8	1	10	.308
Mar 25	FGCU	31	1	4	1	0	0	0	4	1	0	2	0	0	0	0	0	5	27	11	3	4	.302
*Mar 27	at North Carolina	34	4	9	4	2	0	1	14	2	0	0	0	0	1	0	0	10	27	10	1	6	.300
*Mar 28	at North Carolina	31	4	5	4	0	0	1	8	5	1	0	0	0	3	2	2	7	33	13	1	4	.296
*Mar 29	at North Carolina	34	3	8	3	0	0	0	8	3	0	0	0	0	1	1	0	5	24	14	0	9	.294
Apr 01	BETHUNE-COOKMAN	37	13	13	11	4	0	0	17	7	0	5	0	2	0	0	1	4	27	10	1	9	.296
*Apr 03	DUKE	35	4	13	4	2	1	0	17	5	0	1	1	1	0	1	0	13	27	12	1	14	.298
*Apr 04	DUKE	29	3	8	3	1	0	1	12	3	0	0	0	0	1	0	1	5	27	13	2	6	.298
*Apr 05	DUKE	36	10	13	10	0	1	1	18	5	0	1	0	1	0	0	0	7	27	11	0	8	.300
Apr 08	FAU	39	4	11	2	0	0	0	11	9	0	2	0	0	0	0	0	9	30	7	1	16	.299
*Apr 10	VIRGINIA TECH	37	11	16	10	2	0	1	21	5	0	1	0	3	0	0	2	2	27	4	1	10	.303
*Apr 11	VIRGINIA TECH	37	14	11	12	3	0	1	17	6	0	2	0	2	1	0	0	9	27	10	1	8	.303
*Apr 12	VIRGINIA TECH	33	9	10	6	2	0	1	15	5	0	0	0	0	1	0	0	5	27	15	1	6	.303
Apr 15	UCF	29	4	9	4	0	0	1	12	5	0	2	0	1	2	0	1	5	27	11	0	9	.303
*Apr 17	at Virginia	34	4	9	4	2	1	0	13	3	0	0	1	0	2	0	0	4	24	9	2	8	.302
*Apr 18	at Virginia	32	2	7	2	0	0	0	7	2	0	1	0	0	2	0	0	12	24	11	2	7	.300
*Apr 19	at Virginia	34	8	9	8	2	1	0	13	7	0	1	0	1	1	0	1	6	27	7	3	8	.299
*Apr 24	FLORIDA STATE	56	7	11	4	2	0	0	13	9	1	1	1	1	4	2	0	13	51	19	0	14	.295
*Apr 25	FLORIDA STATE	38	5	13	4	4	1	0	19	1	0	0	0	1	0	0	1	6	27	16	3	8	.297
*Apr 26	FLORIDA STATE	41	12	18	12	2	0	4	32	3	1	0	0	2	0	0	1	8	27	10	1	10	.300
Totals		1538	313	462	266	76	16	34	672	224	4	58	10	54	41	15	27	315	1200	485	58	404	.300

2015 Miami Hurricanes Baseball
 Team Game-by-Game for Miami (FL) (as of May 01, 2015)
 Pitching (All games)

Date	Opponent	ip	h	r	er	bb	so	2b	3b	hr	wp	bk	hbp	dp	ibb	score	w-l	sv	era
Feb 13	RUTGERS	9.0	10	2	2	2	7	1	0	1	1	0	1	2	0	5-2	1-0	1	2.00
Feb 14	RUTGERS	9.0	8	5	4	3	3	4	0	1	0	0	0	1	0	9-5	2-0	2	3.00
Feb 14	RUTGERS	9.0	3	3	1	5	11	1	0	0	1	0	1	0	0	9-3	3-0	3	2.33
Feb 15	RUTGERS	9.0	7	4	4	2	8	1	0	0	1	0	1	0	0	25-4	4-0	3	2.75
Feb 17	at FAU	8.0	11	5	5	3	3	0	0	0	2	1	1	1	0	3-5	4-1	3	3.27
Feb 20	at Florida	8.2	7	4	4	3	6	2	0	0	0	1	2	0	1	3-4	4-2	3	3.42
Feb 21	at Florida	9.0	6	2	1	3	3	0	0	1	0	0	0	1	0	7-2	5-2	3	3.06
Feb 22	at Florida	8.0	7	2	2	3	4	1	0	1	0	0	0	2	0	1-2	5-3	3	2.97
Feb 25	BARRY	9.0	7	3	1	2	11	0	1	0	0	0	0	0	0	5-3	6-3	4	2.75
Feb 27	WRIGHT STATE	9.0	9	7	1	2	7	1	1	1	0	0	3	2	0	8-7	7-3	4	2.57
Feb 28	WRIGHT STATE	9.0	6	3	2	3	10	2	0	0	0	0	1	0	0	4-3	8-3	4	2.51
Mar 01	WRIGHT STATE	9.0	16	12	12	6	9	2	1	0	1	0	0	2	0	6-12	8-4	4	3.32
Mar 04	FGCU	9.0	13	3	3	2	7	1	0	0	1	0	0	1	0	7-3	9-4	5	3.30
*Mar 07	at Louisville	8.0	12	9	5	2	6	3	1	0	0	1	0	0	1	6-9	9-5	5	3.45
*Mar 07	at Louisville	9.0	8	5	4	5	5	3	0	1	2	0	1	1	0	9-5	10-5	6	3.49
*Mar 08	at Louisville	8.1	7	5	4	8	5	1	0	0	1	0	0	1	1	4-5	10-6	6	3.54
Mar 10	at FGCU	9.0	5	4	3	6	10	1	0	0	1	0	2	1	0	15-4	11-6	6	3.50
Mar 11	STETSON	9.0	4	0	0	0	14	1	0	0	0	0	1	1	0	7-0	12-6	6	3.30
*Mar 13	NC STATE	10.0	8	2	1	5	8	2	0	0	0	0	2	0	2	3-2	13-6	6	3.16
*Mar 14	NC STATE	9.0	8	2	2	1	8	2	0	0	0	0	1	0	0	9-2	14-6	6	3.10
*Mar 15	NC STATE	9.0	3	0	0	0	8	1	0	0	0	0	0	0	0	6-0	15-6	6	2.95
Mar 17	ARMY	9.0	6	1	1	1	6	0	0	0	0	0	1	0	0	9-1	16-6	6	2.86
*Mar 20	at Wake Forest	9.0	7	2	1	4	8	1	0	0	0	0	2	1	0	15-2	17-6	6	2.78
*Mar 21	at Wake Forest	9.0	14	7	6	2	3	4	0	1	1	0	1	1	0	12-7	18-6	6	2.92
*Mar 22	at Wake Forest	8.0	13	10	10	7	7	4	0	1	4	0	2	0	0	4-10	18-7	6	3.22
Mar 25	FGCU	9.0	14	8	6	3	9	2	0	2	1	0	0	1	0	1-8	18-8	6	3.33
*Mar 27	at North Carolina	9.0	5	3	0	2	4	0	1	1	0	0	1	0	0	4-3	19-8	7	3.20
*Mar 28	at North Carolina	11.0	11	3	3	9	9	1	0	0	1	0	0	1	1	4-3	20-8	8	3.17
*Mar 29	at North Carolina	8.0	12	10	10	6	2	3	0	0	1	0	1	1	0	3-10	20-9	8	3.42
Apr 01	BETHUNE-COOKMAN	9.0	10	3	3	4	11	2	0	2	0	0	0	0	0	13-3	21-9	8	3.40
*Apr 03	DUKE	9.0	4	3	2	2	6	0	1	0	2	0	2	0	0	4-3	22-9	9	3.36
*Apr 04	DUKE	9.0	9	2	0	2	12	0	0	0	1	0	0	1	0	3-2	23-9	10	3.25
*Apr 05	DUKE	9.0	3	0	0	1	3	0	0	0	0	0	0	1	0	10-0	24-9	10	3.15
Apr 08	FAU	10.0	7	3	3	2	11	2	0	0	1	0	0	1	0	4-3	25-9	10	3.14
*Apr 10	VIRGINIA TECH	9.0	6	1	1	2	13	0	1	0	0	0	2	0	0	11-1	26-9	10	3.08
*Apr 11	VIRGINIA TECH	9.0	8	4	3	1	10	1	0	0	0	0	0	2	0	14-4	27-9	10	3.07
*Apr 12	VIRGINIA TECH	9.0	3	1	1	0	7	1	0	0	0	0	0	0	0	9-1	28-9	10	3.02
Apr 15	UCF	9.0	4	2	2	3	7	0	0	1	1	0	2	1	0	4-2	29-9	11	2.99
*Apr 17	at Virginia	8.0	11	5	5	1	4	3	0	0	0	0	0	0	0	4-5	29-10	11	3.05
*Apr 18	at Virginia	8.0	10	5	4	7	6	1	0	0	1	0	1	1	0	2-5	29-11	11	3.08
*Apr 19	at Virginia	9.0	10	6	4	5	7	1	0	0	1	0	0	1	0	8-6	30-11	12	3.11
*Apr 24	FLORIDA STATE	17.0	16	8	8	9	13	5	0	2	1	1	2	2	1	7-8	30-12	12	3.16
*Apr 25	FLORIDA STATE	9.0	17	15	13	6	7	3	0	1	1	0	0	1	0	5-15	30-13	12	3.38
*Apr 26	FLORIDA STATE	9.0	7	0	0	1	9	0	0	0	0	0	2	2	0	12-0	31-13	12	3.31
Totals		400.0	372	184	147	146	327	64	7	17	28	4	36	34	7	313-184	31-13	12	3.31



2014 Miami Hurricanes Baseball
Pittsburgh Panthers at #20 Miami Hurricanes
 Apr 11, 2014 at Coral Gables, Fla. (Alex Rodriguez Park)



Pittsburgh Panthers 2 (16-17,8-8 ACC)

Player	ab	r	h	rbi	bb	so	po	a	lob
Stephen Vranka cf	5	0	0	0	0	1	1	0	2
Dylan Wolsonovich ss	3	1	0	0	1	0	2	5	1
Casey Roche rf	3	1	1	0	1	0	0	0	0
Boo Vazquez lf	4	0	1	0	0	3	1	0	0
Steven Shelinsky Jr. dh	4	0	2	2	0	2	0	0	0
Jordan Frabasilio 3b	4	0	0	0	0	2	0	1	3
Eric Hess 1b	3	0	1	0	0	2	9	0	1
A.J. Lardo ph	1	0	0	0	0	0	0	0	0
Matt Johnson 2b	4	0	1	0	0	1	2	2	0
Manny Pazos c	3	0	2	0	1	1	9	1	1
Sam Mersing p	0	0	0	0	0	0	0	1	0
Rhys Aldenhoven p	0	0	0	0	0	0	0	0	0
Andrew Belfiglio p	0	0	0	0	0	0	0	0	0
Adam Dian p	0	0	0	0	0	0	0	0	0
Totals	34	2	8	2	3	12	24	10	8

Miami Hurricanes 12 (23-12,12-4 ACC)

Player	ab	r	h	rbi	bb	so	po	a	lob
Dale Carey cf/rf	5	3	3	1	1	0	2	0	2
Tyler Palmer lf	2	2	1	2	2	0	1	0	0
John Lawroski lf	0	0	0	0	0	0	1	0	0
Willie Abreu rf	3	0	1	2	2	1	0	0	0
Ricky Eusebio pr/cf	0	0	0	0	0	0	0	0	0
Zack Collins c	2	1	0	0	3	2	11	1	1
Carlos Diaz c	0	0	0	0	0	0	0	0	0
Brad Fieger 1b	4	0	1	2	1	1	10	1	3
Brandon Lopez ss	3	1	0	0	1	0	0	3	3
Laz Rivera ph/ss	1	1	1	0	0	0	0	0	0
Brad Zunica dh	3	0	0	0	0	2	0	0	1
Jacob Heyward ph/dh	2	1	1	0	0	1	0	0	0
Alex Hernandez 2b	3	1	1	0	1	0	1	2	0
Sebastian Diaz ph/2b	1	0	0	0	0	1	0	0	0
Johnny Ruiz 3b	3	2	1	0	1	1	0	2	0
Edgar Michelangeli ph/3b	1	0	1	1	0	0	0	0	0
Chris Diaz p	0	0	0	0	0	0	0	2	0
Cooper Hammond p	0	0	0	0	0	0	1	0	0
AJ Salcines p	0	0	0	0	0	0	0	0	0
Totals	33	12	11	8	12	9	27	11	10

Score by Innings	1	2	3	4	5	6	7	8	9	R	H	E
Pittsburgh Panthers	0	0	0	0	0	2	0	0	0	2	8	2
Miami Hurricanes	1	2	1	2	0	1	3	2	X	12	11	0

E - Belfiglio 2(3). DP - Miami 1. LOB - Pittsburgh 8; Miami 10. 2B - Vazquez(4); Shelinsky Jr(8); Johnson(6); Palmer, T.(6); Abreu, W.(5); Fieger, B.(8). SH - Palmer, T.(11). SB - Palmer, T. 2(13); Hernandez, A(3). CS - Carey, D.(5).

Pittsburgh Panthers	ip	h	r	er	bb	so	ab	bf	np
Sam Mersing	2.0	3	3	3	5	1	8	14	62
Rhys Aldenhoven	3.0	3	4	3	4	4	11	15	69
Andrew Belfiglio	1.1	0	2	2	3	2	4	7	30
Adam Dian	1.2	5	3	3	0	2	10	10	34

Miami Hurricanes	ip	h	r	er	bb	so	ab	bf	np
Chris Diaz	6.0	6	2	2	1	10	24	25	102
Cooper Hammond	2.0	2	0	0	1	2	7	8	33
AJ Salcines	1.0	0	0	0	1	0	3	4	14

Win - Diaz, C. (6-0). Loss - Mersing (1-2). Save - None.
 WP - Mersing(1); Aldenhoven(3); Dian(2); Diaz, C.(4). BK - Dian(2). Pitches/strikes: Mersing 62/28; Aldenhoven 69/38; Belfiglio 30/13; Dian 34/19; Diaz, C. 102/65; Hammond, C. 33/21; Salcines, A. 14/8.

Umpires - HP: Jack Cox 1B: Greg Howard 3B: Timothy O'Toole
 Start: 7:08 p.m Time: 3:23 Attendance: 2991
 Aldenhoven faced 1 batter in the 6th.
 Diaz, C. faced 1 batter in the 7th.



2014 Miami Hurricanes Baseball
Pittsburgh Panthers at #20 Miami Hurricanes
 Apr 12, 2014 at Coral Gables, Fla. (Alex Rodriguez Park)

**Pittsburgh Panthers 0 (16-18,8-9 ACC)****Miami Hurricanes 1 (24-12,13-4 ACC)**

Player	ab	r	h	rbi	bb	so	po	a	lob
Stephen Vranka cf	4	0	0	0	0	1	3	0	0
Dylan Wolsonovich ss	4	0	0	0	0	1	2	1	0
Casey Roche rf/lf	3	0	2	0	1	0	3	1	0
Steven Shelinsky Jr. dh	4	0	0	0	0	2	0	0	1
Boo Vazquez lf/rf	4	0	0	0	0	2	2	0	1
Jordan Frabasilio 3b	4	0	1	0	0	1	1	2	0
Eric Hess 1b	2	0	0	0	0	1	11	0	0
Matt Johnson 2b	3	0	0	0	0	0	1	5	0
Manny Pazos c	3	0	0	0	0	2	6	1	1
Joseph Harvey p	0	0	0	0	0	0	0	0	0
Hobie Harris p	0	0	0	0	0	0	0	0	0
Totals	31	0	3	0	1	10	29	10	3

Player	ab	r	h	rbi	bb	so	po	a	lob
Dale Carey cf	4	0	3	0	1	0	2	0	0
Tyler Palmer lf	4	0	1	0	1	1	3	0	1
Willie Abreu rf	5	0	1	1	0	1	2	0	1
Zack Collins c	4	0	1	0	0	0	9	2	3
Brad Fieger 1b	4	0	0	0	0	1	9	1	0
Brandon Lopez ss	3	0	1	0	1	0	1	2	0
Brad Zunica dh	4	0	0	0	0	2	0	0	1
Alex Hernandez 2b	4	0	0	0	0	1	2	3	1
Johnny Ruiz 3b	4	0	1	0	0	1	1	0	0
John Lawroski pr	0	1	0	0	0	0	0	0	0
Andrew Suarez p	0	0	0	0	0	0	0	3	0
Cooper Hammond p	0	0	0	0	0	0	1	0	0
Totals	36	1	8	1	3	7	30	11	9

Score by Innings	1	2	3	4	5	6	7	8	9	10	R	H	E
Pittsburgh Panthers	0	0	0	0	0	0	0	0	0	0	0	3	3
Miami Hurricanes	0	0	0	0	0	0	0	0	0	1	1	8	0

Note: 2 outs, 2 runners LOB when the game ended.

E - Pazos 2(5); Harvey(1). DP - Pittsburgh 1. LOB - Pittsburgh 3; Miami 9. 2B - Roche(6); Palmer, T.(7); Collins, Z.(8); Ruiz, J.(3). SH - Hess(5). SB - Lopez, B.(2). CS - Roche(4).

Pittsburgh Panthers	ip	h	r	er	bb	so	ab	bf	np	Miami Hurricanes	ip	h	r	er	bb	so	ab	bf	np
Joseph Harvey	6.0	5	0	0	1	3	22	23	96	Andrew Suarez	9.0	3	0	0	1	9	28	30	93
Hobie Harris	3.2	3	1	1	2	4	14	16	53	Cooper Hammond	1.0	0	0	0	0	1	3	3	8

Win - Hammond, C. (5-0). Loss - Harris (3-4). Save - None.

BK - Harvey(2). Pitches/strikes: Harvey 96/67; Harris 53/34; Suarez, A. 93/64; Hammond, C. 8/5.

Umpires - HP: Timothy O'Toole 1B: Jack Cox 3B: Greg Howard

Start: 7:06 p.m Time: 2:36 Attendance: 3117



2014 Miami Hurricanes Baseball
Pittsburgh Panthers at #20 Miami Hurricanes
 Apr 13, 2014 at Coral Gables, Fla. (Alex Rodriguez Park)



Pittsburgh Panthers 2 (16-19,8-10 ACC)

Miami Hurricanes 7 (25-12,14-4 ACC)

Player	ab	r	h	rbi	bb	so	po	a	lob
Stephen Vranka cf	4	0	2	1	0	0	2	0	0
Dylan Wolsonovich ss	3	0	0	0	1	0	2	4	3
Casey Roche rf	4	0	0	0	0	3	3	0	2
Steven Shelinsky Jr. dh	2	0	0	0	0	1	0	0	0
Boo Vazquez ph	1	0	0	0	0	0	0	0	0
A.J. Lardo lf	3	0	0	0	0	1	4	0	0
Jordan Frabasilio 3b	3	0	0	0	0	2	0	0	0
Nick Yarnall ph	1	0	0	0	0	1	0	0	0
Eric Hess 1b	4	0	0	0	0	2	7	0	1
Matt Johnson 2b	2	2	1	0	2	0	1	0	0
Manny Pazos c	2	0	0	0	0	2	5	1	1
Matt Wotherspoon p	0	0	0	0	0	0	0	0	0
Jon Danielczyk p	0	0	0	0	0	0	0	0	0
Luke Curtis p	0	0	0	0	0	0	0	0	0
Totals	29	2	3	1	3	12	24	5	7

Player	ab	r	h	rbi	bb	so	po	a	lob
Dale Carey cf/rf	5	1	2	1	0	1	1	0	0
Tyler Palmer lf	4	1	1	0	0	1	2	0	5
Willie Abreu rf	2	0	0	1	1	0	0	0	0
Ricky Eusebio pr/cf	0	1	0	0	0	0	0	0	0
Zack Collins dh	3	1	0	0	1	0	0	0	0
Brad Fieger 1b	4	1	1	0	0	0	10	0	1
Brandon Lopez ss	4	0	0	0	0	2	0	2	0
Johnny Ruiz 3b	4	1	3	2	0	1	0	1	0
Alex Hernandez 2b	4	1	2	2	0	0	1	3	0
Garrett Kennedy c	1	0	0	0	1	0	13	1	1
Bryan Radziewski p	0	0	0	0	0	0	0	1	0
Cooper Hammond p	0	0	0	0	0	0	0	0	0
Bryan Garcia p	0	0	0	0	0	0	0	0	0
Totals	31	7	9	6	3	5	27	8	7

Score by Innings	1	2	3	4	5	6	7	8	9	R	H	E
Pittsburgh Panthers	0	0	0	0	1	0	1	0	0	2	3	2
Miami Hurricanes	1	0	1	0	0	1	0	4	X	7	9	1

E - Johnson(10); Pazos(6); Radziewski(5). LOB - Pittsburgh 7; Miami 7. 2B - Vranka(10); Carey, D.(12); Palmer, T.(8); Ruiz, J.(4). HBP - Shelinsky Jr; Pazos; Kennedy, G.. SH - Lardo(1); Pazos(5); Palmer, T.(12); Kennedy, G.(1). SF - Abreu, W.(2). CS - Carey, D.(6).

Pittsburgh Panthers	ip	h	r	er	bb	so	ab	bf	np	Miami Hurricanes	ip	h	r	er	bb	so	ab	bf	np
Matt Wotherspoon	6.1	6	3	1	0	3	23	26	94	Bryan Radziewski	6.2	1	2	1	3	8	20	27	104
Jon Danielczyk	1.0	2	4	4	2	2	5	8	38	Cooper Hammond	0.1	1	0	0	0	0	2	2	4
Luke Curtis	0.2	1	0	0	1	0	3	4	12	Bryan Garcia	2.0	1	0	0	0	4	7	7	27

Win - Radziewski (3-2). Loss - Wotherspoon (3-5). Save - Garcia, B. (10).
 WP - Wotherspoon(2); Radziewski(3). HBP - by Radziewski (Shelinsky Jr); by Radziewski (Pazos); by Danielczyk (Kennedy, G.). Pitches/strikes: Wotherspoon 94/61; Danielczyk 38/21; Curtis 12/7; Radziewski 104/64; Hammond, C. 4/4; Garcia, B. 27/19.

Umpires - HP: Timothy O'Toole 1B: Jack Cox 3B: Greg Howard
 Start: 12:04 pm Time: 2:52 Attendance: 2784