

## MIAMI BASKETBALL QUICK HITS

- 9** Miami has just 9 scholarship student-athletes on the roster, led by seniors Davon Reed and Kamari Murphy, and junior Ja'Quan Newton.
- 4** The Hurricanes have 4 new players wearing Miami uniforms this season, all of whom are true freshmen.
- 11** Among active coaches, Coach L is the 11th-winningest coach in the country with 596 victories, and ranks No. 42 on the list of all-time winningest coaches.
- 1.7** Miami's facilities are undergoing \$1.7 million in renovations with graphics and new features in the office areas and locker rooms of the Watsco Center.
- 15** This season Jim Larrañaga and associate head coach Chris Caputo are in their 15th season on the sidelines together, dating back to their time at George Mason.

### 2016-17 SCHEDULE

Nov. 2	Barry (Ex.)	ACCN E	W, 73-62
Nov. 11	Western Carolina	ACCN E	W, 92-43
Nov. 16	at North Florida	ESPN3	W, 94-56
Nov. 19	Penn	ACCN E	W, 74-62
<i>AdvoCare Invitational, HP Field House, Orlando, Fla.</i>			
Nov. 24	Stanford	ESPN2	W, 67-53
Nov. 25	#21/22 Iowa State	ESPN2	L, 56-73
Nov. 27	Florida	ESPN2	L, 56-65

### ACC/Big Ten Challenge

Nov. 30	Rutgers	ESPNU	W, 73-61
<i>HoopHall Miami Invitational, AAA, Miami</i>			
Dec. 3	Wofford	ESPN3	W, 74-57
Dec. 6	South Carolina State	ACCN E	W, 82-46
Dec. 16	Florida Atlantic	ACCN E	W, 76-56
Dec. 22	George Washington	ACCN E	W, 72-64
Dec. 28	Columbia	ACCN E	W, 78-67

### Atlantic Coast Conference Schedule

Dec. 31	NC State	RSN	4:30 p.m.
Jan. 4	at Syracuse	RSN	7 p.m.
Jan. 12	Notre Dame	ESPN/2	7 p.m.
Jan. 14	at Pittsburgh	RSN	12 p.m.
Jan. 18	at Wake Forest	ACCN	8 p.m.
Jan. 21	at Duke	ESPN/2	TBA
Jan. 25	Boston College	RSN	9 p.m.
Jan. 28	North Carolina	CBS	1 p.m.
Feb. 1	Florida State	ACCN	8 p.m.
Feb. 4	at NC State	ACCN	3 p.m.
Feb. 8	Virginia Tech	RSN	9 p.m.
Feb. 11	at Louisville	ESPN/2	TBA
Feb. 15	Georgia Tech	ACCN	8 p.m.
Feb. 18	Clemson	RSN	12 p.m.
Feb. 20	at Virginia	ESPN	7 p.m.
Feb. 25	Duke	CBS	4 p.m.
Feb. 27	at Virginia Tech	ESPN2	9 p.m.
March 4	at Florida State	ACCN	4 p.m.
March 7-11 ACC Tournament, Brooklyn, N.Y.			

### MIAMI COMMUNICATIONS

Amy LaBrie, Associate Director of Communications  
 O: (305) 284-3241 | C: (813) 410-1194  
 LaBrie@miami.edu | @CanesHoops  
 Kevin Ivany, Communications Assistant

## GAME 13



### MIAMI HURRICANES (10-2, 0-0 ACC)

**Head Coach:** Jim Larrañaga  
**Record at Miami:** 128-59, sixth season  
**Career Record:** 598-393, 33rd season

**2013 & 2016 ACC Coach of the Year**  
**ACC Record at Miami:** 54-34  
**Alma Mater:** Providence, 1971



### NC STATE WOLFPACK (11-2, 0-0 ACC)

**Head Coach:** Mark Gottfried  
**Record at NC State:** 119-71, sixth season

**Alma Mater:** Alabama, 1987  
**Career Record:** . 397-226, 20th season

### SETTING THE SCENE

<b>DATE</b>	Saturday, Dec. 31, 2016
<b>TIME</b>	4:30 p.m.
<b>LOCATION</b>	Watsco Center   Coral Gables, Fla.
<b>BROADCASTS</b>	Television: RSN - Justin Kutcher, Brian Oliver
<b>Affiliates</b>	FOX Sports South, FOX Sports Carolinas, FOX Sports Sun, FOX Sports Midwest Plus/ FOX Sports Indiana Plus, Comcast SportsNet Mid-Atlantic, YES, NESN, ROOT Sports Pittsburgh, SportsTime Ohio, FOX Sports Detroit, FOX Sports North Plus, FOX Sports Southwest, FOX Sports Arizona, FOX Sports San Diego, FOX Sports Prime Ticket ROOT Sports Rocky Mtn., ROOT Sports Northwest. Radio: 560 WQAM / Sirius 132, XM 193, Internet 955 - Joe Zagacki Online: ACC Network Extra <a href="http://es.pn/2g5ABpB">http://es.pn/2g5ABpB</a>
<b>SERIES</b>	All-time: Miami trails 8-12      Since rebirth in 1985-86: 8-11 Home: 4-4      Away: 2-7      Neutral: 2-1 Last matchup: Jan. 30, 2016. Miami L, 85-69. Under Coach Larrañaga: 4-5      Coach L all-time vs. NC State: 4-6
<b>POLLS</b>	Miami      AP: RV      USA Today: RV      KenPom: 32 NC State      AP: NR      USA Today: NR      KenPom: 55
<b>WEATHER</b>	Coral Gables: High 76 / Low 71      Raleigh, N.C.: High 52 / Low 41

### THE 2016-17 HURRICANES

Miami has nine scholarship players, led by a trio of captains in seniors Davon Reed and Kamari Murphy, along with junior Ja'Quan Newton. Sophomores Anthony Lawrence and Ebuka Izundu also returned for the Hurricanes.

This season, a group of four newcomers comprising Miami's top recruiting class in program history donned a UM jersey for the first time. The Canes' coaching staff reeled in four freshmen in McDonald's All-American Dewan Huell, Jordan Brand Classic All-American Bruce Brown, Australian standout Dejan "DJ" Vasiljevic and Rodney Miller from national powerhouse Oak Hill Academy (Va.). The four-man group was named one of the top 2016 classes in the country, with a No. 9 ranking from 247Sports, No. 10 from Scout, No. 13 from ESPN and No. 13 from Rivals.

### CANES SIGN A TRIO OF TOP-100 PLAYERS

Jim Larrañaga has signed three ESPN Top 100 players for the 2017 class in guard Lonnie Walker (No. 19), guard Chris Lykes (52) and forward Deng Gak (93). New Zealander Sam Waardenburg also joins the class, and is practicing with the team this spring. This marks the second straight Miami recruiting class with at least two ESPN Top 100 players, following last year's signing of Bruce Brown (26) and Dewan Huell (28).

Walker is a 6-foot-5-inch shooting guard from Reading, Pa., with great ball handling skills and is Miami's highest-ranked recruit in program history. Lykes is a 5-foot-6-inch explosive do-it-all point guard from Bowie, Md., who plays at Gonzaga College (D.C.) High School. Gak is a 6-foot-11-inch forward playing his prep ball at Blair Academy in New Jersey.



### HEAD COACH JIM LARRAÑAGA

Coach Jim Larrañaga has led the Hurricanes to a pair of NCAA Sweet 16 appearances and won the 2013 ACC regular season and ACC Tournament titles. He has been named the AP, Naismith, USBWA and Henry Iba National Coach of the Year, twice was both the ACC and USBWA District Coach of the Year (2013, 2016), and was the 2013 NABC District Coach of the Year.



## 2016-17 MIAMI HURRICANES

NAME	YR.	POS.	HT.	WT.	HOMETOWN   PREVIOUS SCHOOL (S)
<b>0 Ja'Quan Newton</b>	<b>Jr.</b>	<b>G</b>	<b>6-2</b>	<b>187</b>	<b>Philadelphia, Pa. / Neumann-Goretti HS</b> Captain. Starting PG after being touted as Sixth Man of the Year a season ago. Soph. stats: 10.5 ppg, 1.4 apg, 2.3 rpg.
<b>2 Mike Robinson</b>	<b>So.</b>	<b>G</b>	<b>5-10</b>	<b>170</b>	<b>New Britain, Conn. / New Britain HS</b> Team manager turned walk-on. Played basketball, football and was on track team in high school.
<b>3 Anthony Lawrence, Jr.</b>	<b>So.</b>	<b>G/F</b>	<b>6-7</b>	<b>210</b>	<b>St. Petersburg, Fla. / Lakewood Senior HS</b> PG in high school, small forward at Miami. Son of a high school coach. Freshman stats: 4.1 ppg, 42.9% 3FG, 51.1% FG.
<b>4 Dejan "DJ" Vasiljevic</b>	<b>Fr.</b>	<b>G</b>	<b>6-3</b>	<b>198</b>	<b>Melbourne, Australia / Australian Institute of Sport</b> Goes by DJ. Combo guard with international experience with FIBA and Australian national team.
<b>5 Davon Reed</b>	<b>Sr.</b>	<b>G</b>	<b>6-6</b>	<b>220</b>	<b>Ewing, N.J. / Princeton Day School</b> Three-year captain. Workman mentality. 2016 NABC Honors Court. Junior stats: 11.1 ppg, 4.1 rpg, 81.6% FT.
<b>11 Bruce Brown</b>	<b>Fr.</b>	<b>G</b>	<b>6-5</b>	<b>190</b>	<b>Boston, Mass. / Vermont Academy</b> 2016 Jordan Brand Classic All-American. Boasts 6-9 wingspan. Multi-sport athlete in high school, also playing football.
<b>14 Rodney Miller, Jr.</b>	<b>Fr.</b>	<b>C</b>	<b>7-0</b>	<b>258</b>	<b>Laurelton, N.Y. / Oak Hill Academy</b> Ranked No. 15 center by ESPN and No. 17 by Scout. 7-1 wingspan. Ranked No. 90 overall by Scout and No. 96 by 247.com.
<b>15 Ebuka Izundu</b>	<b>So.</b>	<b>C</b>	<b>6-10</b>	<b>231</b>	<b>Charlotte, N.C. / Victory Christian Center / Nigeria</b> Born in Lagos, Nigeria, and moved to the United States in 2013. Freshman stats: 2.1 ppg, 1.3 rpg, 15 GP.
<b>20 Dewan Huell</b>	<b>Fr.</b>	<b>F</b>	<b>6-11</b>	<b>220</b>	<b>Miami, Fla. / Miami Norland HS</b> 2016 McDonald's All-American. Ranked No. 21 by ESPN, No. 23 by Rivals and No. 25 by Scout.
<b>21 Kamari Murphy</b>	<b>RSr.</b>	<b>F</b>	<b>6-8</b>	<b>220</b>	<b>Brooklyn, N.Y. / Oklahoma State / IMG / Lincoln HS</b> Captain. Graduated in May with B.A. in sociology. Transfer from Oklahoma State. Junior stats: 6.0 rpg, 5.6 ppg.
<b>35 Chris Stowell</b>	<b>Jr.</b>	<b>F</b>	<b>6-6</b>	<b>208</b>	<b>Exeter, N.H. / Tilton School / Exeter HS</b> Walk on with good athleticism. Speaks English, Spanish, some Italian, Russian, Chinese and Hebrew.
<b>RS Michael Gilmore</b>	<b>Jr.</b>	<b>F</b>	<b>6-8</b>	<b>208</b>	<b>Jacksonville, Fla. / VCU / Rickards HS</b> Will redshirt 2016-17 campaign after transferring from Virginia Commonwealth in the summer of 2016.
<b>RS Sam Waardenburg</b>	<b>Fr.</b>	<b>F</b>	<b>6-9</b>	<b>205</b>	<b>Henderson, New Zealand / Rangitoto College HS</b> Joined the team Dec. 29, with the expectation to begin competition in the fall of 2017.

### LARRAÑAGA BY THE NUMBERS

5 - Coach Jim Larrañaga is one of five ACC coaches with a Final Four appearance to his credit. In 2006, Larrañaga became the first coach at a mid-major school to take his team to the NCAA Final Four in 27 years.

7 - In 33 years of coaching, Jim Larrañaga has a winning record in the NCAA Tournament, a 9-7 mark in seven appearances.

7 - Larrañaga is no stranger to the ACC. In his seven seasons as an assistant coach at Virginia, the Cavaliers participated in the NCAA Final Four in 1981 and 1984, won three ACC Championships and finished in the top five of the rankings.

16 - Larrañaga has made 16 postseason appearances in the past 27 years, including reaching seven NCAA Tournaments.

33 - Larrañaga is in his 33rd year as a head coach and has successfully transitioned three institutions into winning programs: Miami, Bowling Green and George Mason.

500 - Coach L is one of five ACC coaches with 500 or more wins.

### LARRAÑAGA - WHY MIAMI?

Along with returning to the best basketball conference in the country, Coach L had a few personal reasons for accepting the head coaching job at Miami. Coach's grandfather was from Cuba, where he produced the Larrañaga [lare-en-YAH-ga] cigar. Coach's father was raised in Key West, Fla., before moving to The Bronx, N.Y., getting married and raising six children. Coach L was raised in The Bronx, but vacationed to Florida as a boy. He also owns a house in Sarasota, Fla., and three of his siblings have retired to Florida.

### WHAT'S BACK

Category	Total	P/G	Pct.
Games Started	64	1.8	.366
Minutes Played	2983	17.0	.425
Points	1060	30.3	.405
Field Goals Made	369	10.5	.409
Field Goal Pct.	369-764		.483
3-Point FG Made	73	2.1	.308
3-Point FG Pct.	73-195		.374
Free Throws Made	249	7.1	.430
Free Throw Pct.	249-348		.716
Rebounds	487	13.9	.408
Assists	164	4.7	.374
Steals	86	2.5	.400
Blocks	64	1.8	.504

### Returning Leaders

Points/Game	Davon Reed	11.1
FG Made	Davon Reed	129
FG Pct. (Guard)	Anthony Lawrence, Jr.	.511
FG Pct. (Forward)	Ebuka Izundu	.625
3-Point FG Made	Davon Reed	46
3-Point Pct.	Anthony Lawrence, Jr.	.429
Free Throws Made	Ja'Quan Newton	105
Free Throw Pct.	Davon Reed	.816
Rebounds/Game	Kamari Murphy	6.0
Assists/Game	Ja'Quan Newton	2.2
Steals/Game	Ja'Quan Newton	0.9
Blocks/Game	Kamari Murphy	0.9

### PRONUNCIATIONS

#### Players

0 Ja'Quan Newton	Juh-quan
4 Dejan Vasiljevic	Day-on Vass-EEL-uh-vitch
5 Davon Reed	Dave-on
15 Ebuka Izundu	E-boo-kuh E-zoon-du
20 Dewan Huell	Duh-wan Hue-ull
21 Kamari Murphy	Kuh-mar-EE
35 Chris Stowell	Stole
<b>Coaches</b>	
Jim Larrañaga	lare-uh-nay-guh
Chris Caputo	ca-poo-toe

### CLASS BREAKDOWN

#### Seniors (2)

Kamari Murphy, Davon Reed

#### Juniors (3)

Ja'Quan Newton, Michael Gilmore\*,  
Chris Stowell#

#### Sophomores (3)

Ebuka Izundu, Anthony Lawrence Jr.,  
Mike Robinson#

#### Freshmen (4)

Bruce Brown, Dewan Huell,  
Rodney Miller Jr., Dejan "DJ" Vasiljevic

\*Out due to transfer rules.

#Walk on

### BY LOCATION

<b>Australia</b>	DJ Vasiljevic
<b>Nigeria</b>	Ebuka Izundu

**Connecticut** Mike Robinson

**Florida** Michael Gilmore  
Dewan Huell  
Anthony Lawrence, Jr.

**Massachusetts** Bruce Brown

**New Hampshire** Chris Stowell

**New Jersey** Davon Reed

**New York** Kamari Murphy  
Rodney Miller

**Pennsylvania** Ja'Quan Newton

### PRESEASON POLL | FINAL RANKING

October 2016 | March 2016

1. Duke	1. North Carolina
2. North Carolina	2. Virginia
3. Virginia	<b>3. Miami</b>
4. Louisville	4. Louisville
5. Syracuse	5. Duke
6. NC State	6. Notre Dame
7. Notre Dame	7. Virginia Tech
8. Florida State	8. Clemson
<b>9. Miami</b>	9. Syracuse
10. Virginia Tech	10. Pittsburgh
11. Clemson	11. Florida State
12. Pitt	12. Georgia Tech
13. Wake Forest	13. NC State
14. Georgia Tech	14. Wake Forest
15. Boston College	15. Boston College



### SERIES VS. NC STATE

Overall Miami trails	8-12
Since rebirth in 1985	8-11
Games at Miami	4-4
Games at NC State	2-7
Games on neutral courts	2-1
Current streak	NC State, W1
Last meeting	1/30/16. L, 85-69
Last Miami win	1/22/15. 65-60
Last NC State win	1/30/16. 85-69
Larrañaga at UM vs. NC State	4-5
Larrañaga all-time vs. NC State	4-6

### DID YOU KNOW ...

Coach L became the first Miami coach to win 20+ games in his first two seasons at UM and only the third of 12 UM coaches to post at least three 20-win seasons.

Former Cane Rick Barry was named one of the Greatest Players in NBA History.

Miami native and former Cane standout James Jones won the 2010-2011 NBA All-Star Weekend 3-Point Contest and the NBA Championship in the 2011-2012 and 2012-13 seasons.

Six-time NBA All Star Amar'e Stoudemire enrolled at UM in 2013 and took classes to earn his bachelor's degree. UM is in its 13th season in the ACC.

Coach L led the George Mason Patriots to the 2006 Final Four with big wins over some of basketball's elite teams such as Michigan State, North Carolina and UConn. He was the first coach to take a mid-major to a Final Four in 27 years (Penn '79) when his team advanced in 2006.

In 14 years at George Mason, Larrañaga led the Patriots to five NCAA Tournament appearances (2011, 2008, 2006, 2001, 1999), including the 2006 Final Four.

Miami basketball received APR (Academic Progress Rate) Public Recognition Awards for being among the top 10 percent in APR in its sport. Miami ranks in the top 10 percent of NCAA men's basketball with a 990 APR.

The Miami Department of Athletics recorded a Graduation Success Rate (GSR) of 89 percent. Miami's department-wide GSR is 16th overall among FBS programs. UM has exceeded the NCAA average GSR in each of the last 10 years.

The Canes have averaged 20.0 wins over the last 11 seasons.

The Hurricanes have made at least one try in 950 of 958 games since the NCAA adopted the 3-point shot in 1986. The last time Miami was held without a 3-pointer was Feb. 26, 2014 at Virginia.

Miami has held 809 of its last 810 opponents to less than 100 points. North Carolina was the last team to score 100+, defeating UM, 105-64, on Jan. 31, 2007.

### CANES IN THE POLLS IN 2016-17

	AP	USA TODAY	KenPom
Preseason	RV (48)	RV (11)	
Nov. 14	RV (38)	RV (29)	
Nov. 21	RV (44)	RV (37)	
Nov. 28	NR	RV (4)	28
Dec. 5	NR	NR	29
Dec. 12	RV (6)	RV (13)	26
Dec. 19	RV (5)	RV (13)	24
Dec. 26	RV (8)	RV (13)	28

### MIAMI IN ACC OPENERS

The Canes are 4-8 in ACC openers since joining the league for the 2004-05 season. UM is 1-5 on the road and 3-3 at home in ACC opening games. The Canes have started ACC play at home for four straight seasons after being on the road four-straight from 2009-10 to 2012-13.

2004-05	at #9/10 Georgia Tech	L, 69-80
2005-06	at #21/19 NC State	L, 69-81
2006-07	#21/25 Georgia Tech	W, 90-82
2007-08	Georgia Tech	W, 78-68
2008-09	#25 Clemson	L, 72-91
2009-10	at Boston College	L, 60-61
2010-11	at #1 Duke	L, 63-74
2011-12	at #21/23 Virginia	L, 51-52
2012-13	at Georgia Tech	W, 62-49
2013-14	Virginia Tech	L, 60-61 (OT)
2014-15	#3 Virginia	L, 80-89 (2OT)
2015-16	Syracuse	W, 64-51

### 20 STRAIGHT WINS AT HOME

Miami has won 20 straight games at the Watsco Center, with a 7-0 mark this season, added to 13 straight victories in the 2015-16 campaign. UM's last loss at home was Nov. 27, 2015, when the Canes fell, 78-77, to Northeastern.

In six seasons under Coach L, Miami is 70-20 (.778) overall at home and 39-7 (.848) in non-conference play at home. In both 2012-13 and 2015-16, the Canes had just one loss overall at the Watsco Center.

Year	Overall	Non-Conf.	Year	All	N-C
2016-17	7-0	7-0	2013-14	8-8	5-2
2015-16	15-1	6-1	2012-13	14-1	6-0
2014-15	12-6	7-2	2011-12	14-4	8-2
Total	70-20	39-7			

### MIAMI IN NON-CONFERENCE GAMES UNDER COACH L

Miami has posted 10-or-more wins in the non-conference slate in three straight seasons.

Season	All	Home	Away	Neutral	PPG	Opp. PPG	FG%	3FG%
2011-12	9-4	7-1	1-3	1-0	73.6	68.0	44.6	39.0
2012-13	9-3	6-0	3-1	0-2	69.4	60.1	45.4	34.4
2013-14	9-4	5-2	3-1	1-1	65.3	59.4	43.1	33.0
2014-15	10-3	5-2	2-0	3-1	69.8	59.7	45.2	37.8
2015-16	11-1	6-1	2-0	3-0	85.2	66.4	51.0	41.2
2016-17	10-2	7-0	1-0	2-2	74.5	58.6	47.2	36.3

### COACH L TIES TO THE ACC

Coach Jim Larrañaga was an assistant coach at Virginia from 1979-1986, under the leadership of Terry Holland. In those seven seasons, Larrañaga helped the Cavaliers to five NCAA appearances: Final Four twice, Elite Eight once, Sweet 16 once and Round of 64 once, as well as two NIT appearances, including the Championship and Quarterfinal round.

### SAM WAARDENBURG ADDED TO CANES HOOPS SQUAD

New Zealand native Sam Waardenburg has signed a grant-in-aid agreement with the University of Miami men's basketball team, Head Coach Jim Larrañaga announced Thursday. Waardenburg, a forward from Henderson, New Zealand, will join the team immediately but is expected to begin competition with the Hurricanes for the 2017-18 season.

### 2016-17 HURRICANES

#### Returners (5)

Name	Year	Pos.	PPG	RPG	APG	FG%	FT%
Ebuka Izundu	So.	C	2.1	1.3	0.2	62.5	63.2
Anthony Lawrence	So.	G	4.1	1.9	0.8	51.1	60.0
Kamari Murphy	RSr.	F	5.6	6.0	0.5	51.0	55.8
Ja'Quan Newton	Jr.	G	10.5	2.3	2.5	46.1	73.4
Davon Reed	Sr.	G	11.1	4.1	1.2	46.9	81.6

#### Lettermen Lost (5)

Name	Year	Pos.	PPG	RPG	APG	FG%	FT%
Ivan Cruz Uceda	Grad	F	5.4	2.6	0.2	49.2	1.000
Tonye Jekiri	Grad	C	7.6	8.6	0.8	52.5	57.6
Sheldon McClellan	Grad	G	16.3	3.2	1.6	50.4	83.8
James Palmer	Transfer	G	3.4	1.1	0.7	36.4	67.6
Angel Rodriguez	Grad	G	12.6	2.5	4.5	44.2	80.0

### WINNINGEST ACTIVE COACHES AT MAJOR SCHOOLS

\*Totals listed are prior to the 2016-17 season

List compiled from "wins vs. major schools" on sports-reference.com

Rank	Coach	Wins*
1.	Mike Krzyzewski, Duke	1,043
2.	Jim Boeheim, Syracuse	884
3.	Roy Williams, North Carolina	783
4.	Rick Pitino, Louisville	743
5.	Bob Huggins, West Virginia	719
6.	Cliff Ellis, Coastal Carolina	715
7.	John Calipari, Kentucky	662
8.	Rick Barnes, Tennessee	619
9.	Bill Self, Kansas	592
10.	Dana Altman, Oregon	564
11.	<b>Jim Larrañaga, Miami</b>	<b>560</b>
12.	Tubby Smith, Memphis	557
13.	Steve Fisher, San Diego State	552
14.	Fran Dunphy, Temple	524
15.	Tom Izzo, Michigan State	524

### UM SINCE JOINING THE ACC IN 2004-05

Season	Overall	ACC W-L	ACC Rank/Seed	ACC Post Season
2004-05	16-13	7-9	t6 / 6	0-1 NIT 0-1
2005-06	18-16	7-9	t7 / 8	1-1 NIT 2-1
2006-07	12-20	4-12	12 / 12	1-1
2007-08	23-11	8-8	t5 / 5	1-1 NCAA 1-1
2008-09	19-13	7-9	t7 / 9	0-1 NIT 1-1
2009-10	20-13	4-12	12 / 12	2-1
2010-11	21-15	6-10	9 / 9	1-1 NIT 2-1
2011-12	20-13	9-7	t4 / 6	1-1 NIT 1-1
2012-13	29-7	15-3	1 / 1	3-0 NCAA 2-1
2013-14	17-16	7-11	10 / 10	1-1
2014-15	25-13	10-8	6 / 6	1-1 NIT 4-1
2015-16	27-8	13-5	2 / 3	1-1 NCAA 2-1
2016-17	10-2			

### 2016-17 HURRICANES

#### Starters Returning: 2

Kamari Murphy, Davon Reed

#### Starters Lost: 3

Tonye Jekiri, Sheldon McClellan, Angel Rodriguez

#### Incoming Freshmen: 4

Bruce Brown, Dewan Huell, Rodney Miller, Jr., DJ Vasiljevic

#### Incoming Transfers: 1

Michael Gilmore (out for 2016-17 season)

#### By Class:

2 seniors, 3 juniors, 3 sophomores, 4 freshmen

#### By Location:

3 - Florida, 2 - New York, 1 - Australia, Nigeria, Connecticut, Massachusetts, New Jersey, New Hampshire, Pennsylvania

**Top Returning Scorer:** Davon Reed - 11.1 ppg

**Top Returning Rebounder:** Kamari Murphy - 6.0

**Top Returner in Assists:** Ja'Quan Newton - 2.2

**Top Returner in Steals:** Ja'Quan Newton - 0.9

**Top Returner in Blocks:** Kamari Murphy - 0.9





## UM COMMUNICATIONS

**MBB Contact** Amy (Woodruff) LaBrie

Associate Director of Communications

**Work/Cell** (305) 284-3241 / (813) 410-1194

**E-mail** LaBrie@miami.edu

**Communications Assistant** Kevin Ivany

**Website** www.HurricaneSports.com

## 2016-17 UM QUICK FACTS

**Location** Coral Gables, Fla.

**Stadium** Watsco Center (7,972)

**Press Row** 305-284-2111

**Enrollment** 16,188

**Founded** 1925

**Colors** Orange, Green, White

**Nickname** Hurricanes

**Mascot** Sebastian the Ibis

**Conference** Atlantic Coast

**President** Dr. Julio Frenk

**Director of Athletics** Blake James

**Address** 5821 San Amaro Drive

Coral Gables, FL 33146

**Ticket Office Phone** 1-800-GoCanes

**Website** HurricaneSports.com

## 2015-16 in Review

**Overall Record** 27-8

**Home/Away/Neutral** 15-1 / 6-5 / 6-2

**ACC Record / Finish** 13-5 / t-2nd

**Letterwinners Returning / Lost** 5 / 5

**Starters Returning / Lost** 2 / 3

**Newcomers** 5

**Head Coach** Jim Larrañaga

**Alma Mater** Providence, 1971

**Record at UM** 128-59 / 6th season

**Overall Record** 598-393 / 33rd season

**ACC Record** 54-34 (6th)

## Assistants

Chris Caputo Westfield (Mass.) State, '02

Jamal Brunt Randolph-Macon, '03

Adam Fisher Penn State, '06, '09

## HISTORY

**First Season of Basketball** 1926

**Overall All-Time Record** 1,000-729

**Year UM Joined ACC** 2004-05

**All-Time ACC Record** 97-103 (12)

**NCAA Appearances** Eight (8-8)

1960, 1998, 1999, 2000, 2002, 2008, 2013, 2016

**Last NCAA Appearance** Sweet 16, 2016

vs. Villanova

**NIT Appearances** 12 (11-12)

1961, 1963, 1964, 1995, 1997,

2001, 2005, 2006, 2009, 2011, 2015

**Last NIT Appearance** Championship Game

L, 66-64 (ot), vs. Stanford, 2015

**ACC Regular Season Champs** 1 / 2013

**ACC Tournament Championship** 1 / 2013

## COMMUNICATIONS POLICIES

All interview requests for assistant coaches or athletics department staff members must be approved and cleared by Amy (Woodruff) LaBrie in the UM Communications office. Credential requests are taken via e-mail to LaBrie (LaBrie@miami.edu). Any misuse of credentials will result in removal from the Watsco Center and the permanent voiding of the credential. The UM locker room is closed at all times. For home games, Coach L and at least one Hurricane player will report to the media room for interviews following the opposing team's press conference.

## THE MATCHUP BETWEEN MIAMI AND NC STATE

Since Coach L arrived in 2011, Miami is 1-2 against NC State. In those two losses however, the Canes fell by just a combined five points.

In a 72-64 win over the Wolfpack in 2009, Jack McClinton went an astounding 16-for-16 (100%) from the line. Since the program relaunched in 1985, that is the most free throws made without a miss in one game.

While Miami fell in last season's matchup with NC State, Ja'Quan Newton had himself a solid all-around game. The point guard finished with 10 points, four steals, two assists and two rebounds.

This will be the Hurricanes first game on New Year's Eve since 2008 when they beat North Florida, 94-41.

For active ACC coaches, Jim Larrañaga (118) and Mark Gottfried (108) rank second and third for most wins by the coach at their current school in the first five years.

## FROM THE ARCHIVES: MIAMI AT NC STATE, JAN. 30, 2016.

Anthony "Cat" Barber scored 30 points to help North Carolina State beat No. 15 Miami 85-69. Sheldon McClellan scored 18 points to lead the Hurricanes (16-4, 5-3), who could not rally back from a four-point halftime deficit. Miami trailed by 10 midway through the first half and closed to within 64-59 with about 4½ minutes left, but the Wolfpack ran off seven-straight scoring possessions to stretch the lead back out and claim the victory. The Hurricanes shot a season-best 93.8 percent (15-of-16) from the free throw line.

## RECAPING COLUMBIA AT MIAMI, DEC. 28, 2016

Ja'Quan Newton scored 22 points as Miami defeated Columbia 78-67 on Wednesday night. The Hurricanes (10-2) built three 13-point leads but fought off repeated runs from the Lions. Columbia (4-6) got to within 51-49 on Luke Petrasek's jumper with 12:59 remaining in the second half. Newton's third 3-pointer with 3:01 remaining gave Miami a 71-61 lead for its first double-digit advantage since 3:46 into the second half. Davon Reed finished with 18 points and Anthony Lawrence added 10 for the Hurricanes. Petrasek led the Lions with 16 points. The victory was the 1,000th in the Hurricanes' history. Miami compiled 456 victories before the program was dropped in 1971 and has won 544 games since its renewal in 1985-86.

## WHAT'S TRENDING, INDIVIDUALLY

Freshman guard Bruce Brown has grabbed at least four rebounds in each of the first 12 games, has eight-or-more in five outings and pulled down double-digit boards in two contests. He has at least two assists in nine contests, and has a steal in nine of 12 games.

Freshman forward Dewan Huell has scored double-digit points in five of 12 games. He has attempted at least one free throw in every game but three (Wofford, GWU and Columbia), and is hitting them at a 78.9 percent (15-19) clip.

Sophomore Ebuka Izundu has been perfect from the field in three of eight outings in which he has attempted a shot: 5-5 Western Carolina, 2-2 at UNF, 2-2 vs. Rutgers. He has a block in five of the last six outings and has scored in six straight games.

Sophomore guard Anthony Lawrence, Jr., has swiped at least one steal in each game but two (Wofford and SC State), and had three-or-more in four outings.

Redshirt senior forward Kamari Murphy has pulled down seven-plus rebounds in every game but four (Rutgers, SC State, GWU and Columbia), and grabbed double-digit boards in four outings. He has one double-double, with 14 points and 10 rebounds vs. Wofford.

Junior point guard Ja'Quan Newton has scored 11-plus points in every game but one (FAU-8). He has three steals in a trio of games and has dished three-or-more assists in nine outings. He has made a free throw in every game but one (GWU), hitting 100 percent of his attempts five times.

Senior guard Davon Reed has scored in double digits 10 times this season, including eight straight games. He has grabbed five-plus rebounds in six outings. Reed has hit at least one shot from long range in every game, with multiple threes in eight contests, led by five against FAU. He has multiple threes in four straight games.

Freshman DJ Vasiljevic has drained three-or-more shots from 3-point range in four outings and has hit a three in all but three outings (Florida, Rutgers, FAU).

## FIRSTS UNDER JIM LARRAÑAGA AT MIAMI

First game: Nov. 11, 2011 vs. Tennessee Tech. W, 69-58.

First starting lineup: Malcolm Grant, Durand Scott,

Garrius Adams, Erik Swoope, Kenny Kadji.

First opening tip: Miami - Kenny Kadji.

First UM FG: 18:38, Durand Scott, 3-pointer.

First lead: 18:38, 3-0.

First halftime score: Tennessee Tech 32, Miami 27.

First win: Nov. 11, 2011. Miami 69, Tennessee Tech 58.

Attendance at first game: 3,600.

First loss: Nov. 25, 2011 at Ole Miss, 64-61 (OT).

First road win: Dec. 22, 2011 at Charlotte, 76-61.

First ACC game: Jan. 7, 2012 at Virginia, L, 52-51.

First ACC win: Jan. 18, 2012 vs. Clemson, 76-73.

First ACC regular season title: 2012-13.

First NIT championship game appearance: April 2, 2015.

## JIM LARRAÑAGA = PROGRAM CHANGER

### In Coach L's Five Seasons at Miami ...

- ACC regular season and tournament championships
- .674 winning percentage
- Four 20-win seasons in five years
- Four postseason appearances with nine victories
- 15 ACC wins in 2013
- One All-American

### Seven Seasons before Coach L at UM ...

- .561 winning percentage
- Best conference finish was fifth place
- One NCAA Tournament appearance
- Most ACC wins in a season was eight

### In Coach L's 14 Seasons at George Mason ...

- .626 winning percentage
- 13 straight winning seasons
- A Final Four appearance
- Five trips to the NCAA Tournament
- Nine postseason appearances
- First national ranking
- First appearance in top 10
- First wins over top 10 teams
- Winningest coach in league history

### Seven Seasons before Coach L at GMU...

- .340 winning percentage
- Seven straight losing seasons
- Zero postseason appearances
- Worst team in the CAA

## PRO CANES

James Jones Cleveland Cavaliers

Sheldon McClellan Washington Wizards

Jimmy Graham Seattle Seahawks

Erik Swoope Indianapolis Colts

Trey McKinney Jones Fort Wayne Mad Ants (D-League)

Garrius Adams Le Havre (France)

Rion Brown Kataja Basket (Finland)

Ivan Cruz Uceda Cafes Candelas Bregona Lugo (Spain)

Guillermo Diaz San Lorenzo de Almagra (Argentina)

Julian Gamble Telekom Baskets Bonn (Germany)

Malcolm Grant KK Tajfun Sentjur (Slovenia)

Tonye Jekiri Bandirma Kirmizi (Turkey)

Reggie Johnson Mono Vampire Bangkok (Thailand)

DeQuan Jones Lille Metropole Basket (France)

Kenny Kadji Trabzonspor Medical Park Basketbol (Turkey)

Donnavan Kirk Fukuoka Rizing (Japan)

Shane Larkin Sasaki Baskonia Vitoria (Spain)

Angel Rodriguez Cholet (France)

Durand Scott Enel Basket Brindisi (Italy)



### MIAMI RECORDS 1,000TH PROGRAM WIN

With a 78-67 win over Columbia on Dec. 28, 2016, the University of Miami men's basketball team earned its 1,000th program victory.

The Canes' first game was on Jan. 8, 1927, a 45-20 win over Rollins under Coach Art Webb. Current Coach Jim Larrañaga has helped UM to both its 900th victory, a 73-58 win over Hawaii on Dec. 22, 2012, and the 1,000th win, over Columbia.

#### Miami's Milestone Victories

No. 1 - 1/8/27 - Rollins, 45-20, Coach Art Webb  
100 - 2/8/46 - Florida Southern, 61-43, Coach Hart Morris  
200 - 12/6/55 - Tampa, 96-59, Coach Bruce Hale  
300 - 2/25/61 - Florida State, 75-73, Coach Bruce Hale  
400 - 1/6/67 - Jacksonville, 75-70, Coach Bruce Hale  
500 - 3/1/88 - USF, 92-71, Coach Bill Foster  
600 - 11/24/96 - FAU, 83-74, Coach Leonard Hamilton  
700 - 11/29/01 - Howard, 87-71, Coach Perry Clark  
800 - 12/20/07 - North Florida, 85-63, Coach Frank Haith  
900 - 12/22/12 - Hawaii, 73-58, Coach Jim Larrañaga  
1,000 - 12/28/16 - Columbia, 78-67, Coach Jim Larrañaga

### CANES RANKED IN TOP 10 DEFENSIVELY BY KENPOM.COM

Miami is ranked sixth nationally in defensive effective field goal percentage (41.7), eighth in defensive 3-point field goal percentage (28.3) and 19th in defensive 2-point field goal percentage (41.4), according to Kenpom.com on Dec. 29.

### R33D FROM LONG RANGE

Senior guard Davon Reed has knocked down 14 shots from long range in the past four games. He was 3-of-5 vs. SC State, then went 5-of-9 vs. Florida Atlantic, 3-of-7 vs. George Washington and 3-of-7 vs. Columbia. For the year, he is 27-67 (40.3%) from downtown, hitting multiple 3-pointers in eight outings.

### IN WINS AND LOSSES

Miami has hit 3.7 more 3-pointers and handed out 6.2 more assists per game in its 10 victories than in its two losses. UM also averages 22.2 more points per game.

	PPG	FG%	3FG%	3FGM/G	FTM/G	APG	SPG
<b>Wins (10)</b>	78.2	49.2	39.2	6.7	15.7	13.2	7.9
<b>Losses (2)</b>	56.0	36.9	20.0	3.0	12.0	7.0	5.5

### BROWN STARTING VS. COMING OFF THE BENCH

Freshman guard Bruce Brown has started eight games this season, including seven straight. He produces 6.0 more points per game, and hits shots at a 15.8 percent better clip when starting, than when coming off the bench.

	PPG	RPG	APG	SPG	MPG	FG%	3FGM	FT%
<b>Starter</b>	12.5	7.5	3.5	1.9	32.6	47.9	8-22	82.8
<b>Bench</b>	6.5	6.8	2.8	1.0	23.3	32.1	0-7	57.1

### MURPHY JUST ONE SWAT FROM 100

Senior forward Kamari Murphy has recorded 99 career blocks in 109 games played. He has 38 swats in his 43 games at Miami, after recording 61 blocks in 66 games at Oklahoma State from 2012-14.

### STARTING THE ACC GAUNTLET

According to KenPom.com, 13 ACC teams are ranked in the top 60 in the country, including four in the top 10 and nine in the top 35.

As of Dec. 29, Miami is No. 32 and NC State is No. 56. The Canes then travel to No. 46 Syracuse before returning to the Watsco Center for No. 27 Notre Dame. UM ends the regular season ACC schedule with five straight teams who are currently in the top 36 - Clemson (22), at Virginia (1), vs. Duke (2), at Virginia Tech (36) and at Florida State (23).

### LUCKY SEVENS FROM LONG RANGE

Miami has made at least seven shots from long range in 111 of Larrañaga's 187 games at UM. The Canes are 88-23 when making at least seven from 3-point range. This season, Miami is 6-0 when hitting seven from deep. 2015-16: 17-3; 2014-15: 18-5; 2013-14: 9-6; 2012-13: 19-3; 2011-12: 19-6.

### DAVON REED - GRAND MAN

In his 109th game at The U, senior guard Davon Reed scored 17 points against George Washington, solidifying his name in Miami's 1,000-point club. He is the 37th Hurricane to score 1,000 points.

### MIAMI'S LARGEST IN 2016-17

Lead	57, vs. Western Carolina, 11/11
Deficit	21, vs. #21/22 Iowa State, 11/25
Margin of Victory	49, vs. Western Carolina, 11/11
Margin of Defeat	17, vs. #21/22 Iowa State, 11/25
Halftime Lead	28 (2x) last vs. SC State, 12/6
Halftime Deficit	6, vs. #21/22 Iowa State, 11/25
Deficit in Win	4, vs. Penn, 11/19
Halftime Deficit in Win	--
Lead in Loss	8, vs. Florida, 11/27
Halftime Lead in Loss	--

### 2016-17 LED (TIED) THE TEAM IN ...

	Points	Rebounds	Assists	Steals	Blocks
Bruce Brown	(1)	3 (1)	3 (2)	2 (2)	1
Dewan Huell		(1)		(1)	(5)
Ebuka Izundu	1				1 (4)
Anthony Lawrence			(1)	3 (2)	1 (3)
Rodney Miller					
Kamari Murphy		6 (2)			1 (3)
Ja'Quan Newton	5 (1)	1	5 (3)	2	
Davon Reed	4		(2)	2 (1)	1
DJ Vasiljevic	1				

Player	10+ pts	20+ pts	7+ rebs	2+ blks	4+ asts	3+ stls
Bruce Brown	8		6	1	4	3
Dewan Huell	5		4	1		
Ebuka Izundu	2			2		
Anthony Lawrence	4		1	2		4
Rodney Miller						
Kamari Murphy	2		8	2		
Ja'Quan Newton	11	3	1		6	3
Davon Reed	10	1	1	1	2	3
DJ Vasiljevic	4					

### AP TOP 25

Dec. 26, 2016

1 Villanova (56)	12-0	1,614
2 UCLA (3)	13-0	1,518
3 Kansas	11-1	1,461
4 Baylor (6)	12-0	1,458
5 Duke	12-1	1,375
6 Louisville	11-1	1,260
7 Gonzaga	12-0	1,222
8 Kentucky	10-2	1,171
9 North Carolina	11-2	1,113
10 Creighton	12-0	1,049
11 West Virginia	11-1	933
12 Virginia	10-1	892
13 Butler	11-1	837
14 Wisconsin	11-2	772
15 Purdue	11-2	745
16 Indiana	10-2	709
17 Xavier	10-2	548
18 Arizona	11-2	512
19 Saint Mary's	10-1	407
20 Florida State	12-1	326
21 Oregon	11-2	321
22 USC	13-0	248
23 Cincinnati	10-2	207
24 Notre Dame	10-2	204
25 Florida	9-3	76

### USA TODAY COACHES POLL

Dec. 26, 2016

1 Villanova (27)	12-0	771
2 UCLA (2)	13-0	736
3 Kansas (1)	11-1	695
4 Baylor	12-0	656
5 Duke (1)	12-1	641
6 Gonzaga	12-0	600
7 Louisville	11-1	560
8 Kentucky	10-2	537
9 Creighton	12-0	531
10 North Carolina	11-2	522
11 Virginia	10-1	454
12 West Virginia	11-1	438
13 Butler	11-1	397
14 Wisconsin	11-2	347
15 Purdue	11-2	331
16 Indiana	10-2	285
17 Xavier	10-2	277
18 Arizona	11-2	232
19 Saint Mary's	10-1	214
20 Florida State	12-1	161
21 Oregon	11-2	148
22 USC	13-0	136
23 Cincinnati	10-2	93
24 Notre Dame	10-2	92
25 South Carolina	9-2	57

### MIAMI VS. NC STATE (8-12)

Home: 4-4      Away: 2-7

Neutral: 2-1      Under Coach L: 4-5

Since rebirth in 1985: 8-11

	UM	NCST Rank			
1939-40		L	46-35	A	
1/09/05	--	/24	W	67-66	H
12/18/05	--	21/19	L	81-69	A
2/8/06	--	16/15	L	86-77	2OT H
2/10/07			W	80-65	H
1/19/08	21/24	--	L	79-77	OT A
3/13/08			W	63-50	N
1/27/09			L	84-81	OT A
3/7/09			W	72-64	H
2/27/10			L	71-66	H
1/23/11			L	72-70	A
1/22/12			L	78-73	H
2/29/12			L	77-73	A
2/2/13	14/15	19/19	W	79-78	A
3/16/13	9/10	--	W	81-71	N
2/8/14			L	56-55	H
3/1/14			W	80-65	A
3/13/14			L	67-58	N
1/22/15			W	65-60	H
1/30/16	15/13		L	85-69	A

### CAREER TRIPLE-DOUBLES

**Bruce Brown**

11p 11r 10a vs. SC State, 12-6-16

### CAREER DOUBLE-DOUBLES

**Bruce Brown**

11p 11r 10a vs. SC State, 12-6-16

14p 12r vs. Geo. Washington, 12-22-16

**Kamari Murphy**

14p 10r vs. Wofford, 12-3-16

11p 13r vs. Buffalo, 3-17-16 NCAA T

10p 10r at Texas (at OSU)

**Davon Reed**

10p 12r vs. Buffalo, 3-17-16 NCAA T

10p 12r at Richmond, 3-24-15 NIT

### CAREER 20-POINT GAMES

**Ja'Quan Newton**

22 vs. Columbia, 12-28-16

21 vs. #21/22 Iowa State, 11-25-16

20 vs. Stanford, 11-24-16

20 vs. Charleston, 12-19-15

**Davon Reed**

21 vs. FAU, 12-16-16

21 vs. Virginia, 2-22-16 ACC



CANES vs. NC STATE		TOTAL					3-PTS			FREE THROWS			REBOUNDS					Pts		Avg				
Opponent	Date	GS	Min	FG	FGA	Pct	3FG	FGA	Pct	FT	FTA	Pct	Off	Def	Tot	Avg	PF	FO	A	TO	Blk	Stl	Pts	Avg
Lawrence	1-30-16	0	3	0	0	.000	0	0	.000	0	0	.000	0	0	0	0.0	2	0	0	0	1	0	0	0.0
Murphy	1-30-16	1	24	2	6	.333	0	1	.000	0	0	.000	0	4	4	4.0	1	0	0	1	0	0	4	4.0
<b>Newton</b>	1-22-15	0	5	0	2	.000	0	0	.000	0	0	.000	0	0	0	0.0	1	0	1	0	0	0	0	
	1-30-16	0	27	4	13	.308	1	2	.500	1	2	.500	1	1	2	2.0	4	0	2	2	0	4	10	
<b>TOTAL</b>		2-0	32	4	15	.267	1	2	.500	1	2	.500	1	1	2	1.0	5	0	3	2	0	4	10	5.0
<b>Reed</b>	2-8-14	0	15	1	3	.333	1	3	.333	0	0	.000	0	1	1	1.0	4	0	1	3	0	0	3	
	3-1-14	0	9	2	3	.667	1	1	1.000	0	0	.000	0	0	0	0.5	2	0	0	1	0	0	5	
	3-13-14	0	21	3	8	.375	1	4	.250	2	2	1.000	0	0	0	0.3	4	0	1	1	0	1	9	
	1-22-15	1	31	4	6	.667	2	3	.667	0	0	.000	0	1	1	1.0	2	0	2	0	0	1	10	
	1-30-16	1	30	3	7	.429	2	3	.667	4	4	1.000	1	3	4	4.0	3	0	1	0	1	0	12	
<b>TOTAL</b>		5-2	106	13	27	.481	7	14	.500	6	6	1.000	1	5	6	1.2	15	0	5	5	1	2	39	7.8

**IN COACH JIM LARRAÑAGA'S FIRST FIVE SEASONS IN THE ACC**

(Includes only seasons coaching at ACC schools during years as ACC member)

**Among the 29 all-time ACC coaches with 100+ overall wins and 50+ ACC wins, in just five years in the league, Coach L is ...**

- No. 8 all-time in winning percentage in ACC Tournament games (.636)
- No. 9 all-time in winning percentage in ACC games only (.614)
- No. 25 all-time in ACC wins (54)
- No. 27 all-time in overall wins (118)
- one of 18 coaches to win multiple ACC Coach of the Year honors

**Among the 29 all-time ACC coaches with 100+ overall and 50+ ACC victories, in their first five years in the ACC, Coach L is ...**

- No. 2 in overall victories (118)
- No. 3 in ACC victories (54)
- tied for No. 4 in ACC Tournament victories (7)
- No. 5 in ACC Tournament winning percentage (.636)
- tied for No. 7 in ACC winning percentage (.614)
- No. 9 overall winning percentage (.674)

**Coach L is one of five coaches who ...**

- posted at least four 20-win seasons
- won at least seven ACC Tournament games

**Coach L is one of seven coaches who ...**

- won two-or-more ACC Coach of the Year honors

**Coach L is one of eight coaches who had ...**

- an overall winning season each year
- at least four ACC winning seasons

**Among the seven current ACC coaches with five-plus years of experience, in their first five seasons in the league, Coach L is ...**

- the only coach to win two ACC Coach of the Year honors
- No. 2 in overall wins (118), overall winning percentage (.674), ACC victories (54), winning percentage in ACC games only (.614)
- tied for No. 2 in ACC Championships (1)
- No. 3 in wins in the ACC Tournament (7)

**Coach L is one of two coaches who had ...**

- an overall winning season each year
- at least four ACC winning seasons

**Coach L is one of three coaches who ...**

- had at least four NCAA Tournament victories
- won an ACC Championship
- posted at least four 20-win seasons
- won at least seven ACC Tournament games

**SELLING OUT THE WATSCO CENTER**

In just his fifth season in Coral Gables, Jim Larrañaga and Miami SOLD OUT the season ticket allotment for all home games last year in the Watsco Center. It was the first time in Miami athletics history a team sold out their season. And now, the arena is sold out in back-to-back seasons.

For two straight years, fans have bought over 5,500 season tickets, more than doubling the total number of season tickets sold in Larrañaga's first season in Coral Gables. When Coach L began his reign in Miami, fans bought 2,251 season tickets for the 2011-12 campaign. After a record-breaking season on the court in 2012-13, season tickets peaked at 3,674 for 2013-14, prior to this year's 5,750 mark.

**Season Tickets per Year**

2016-17: 5,750	2015-16: 5,500
2014-15: 3,427	2013-14: 3,674
2012-13: 2,372	2011-12: 2,251

**JA'QUAN NEWTON'S THREE-YEAR PROGRESSION**

Junior Ja'Quan Newton has improved his stats significantly each season with the Hurricanes.

Season	GP-S	MPG	FG%	FT%	RPG	APG	SPG	PPG
2014-15	34-3	13.5	.405	.641	1.3	1.3	0.2	4.0
2015-16	31-1	22.7	.461	.734	2.3	2.5	0.9	10.5
2016-17	12-12	31.8	.496	.727	3.7	4.2	1.3	15.3

**MILESTONES FOR THE CANES**

**600 Victories** - Coach Larrañaga is just two wins shy of 600 career victories. With 600 wins, he will be one of five ACC coaches with 600 victories, and the other four men are in the Basketball Hall of Fame.

**1,000 Games** - Coach Larrañaga opened the 2016-17 season just 21 shy of 1,000 career games coached. Miami's

21st game of the season is vs. Florida State on Feb. 1. He has coached 53 games at American International, 314 at Bowling Green, 437 at George Mason and now 186 at Miami.

**100 Blocks** - Redshirt senior Kamari Murphy has recorded 99 career blocks, with 61 at Oklahoma State and 38 at Miami.

**1,000 Points** - Senior Davon Reed has scored 1,022 points in 110 career games at The U.

**100 Games** - Seniors Kamari Murphy and Davon Reed each played in their 100th career game at North Florida on Nov. 16, 2016. Murphy, a redshirt senior, played in 66 games at Oklahoma State before coming to Miami as a junior. All of Reed's games played are at UM.

**1,000 Program Wins** - The University of Miami men's basketball program has won 1,000 of its 1,729 games.



**SEBASTIAN THE IBIS**

In 1926, the University of Miami adopted the Ibis as the official mascot for the University's athletic teams. Representing the leadership, courage, knowledge, strength and speed characteristics that our student-athletes portray. As the clouds become dark and a hurricane approaches, folklore maintains that other birds look to the Ibis for leadership. The Ibis uses its instinct to detect danger. It is the last sign of wildlife to take shelter before a hurricane hits, giving warning that danger is imminent. As the storm passes the Ibis is the first to reappear, a sign that clear skies are approaching.

**MIAMI ANNOUNCES THE WATSCO CENTER**

In October, the University of Miami announced the naming of its multi-purpose entertainment facility as the Watsco Center. Watsco, Inc., based in Miami, is traded on the New York Stock Exchange and is the largest distributor of air conditioning, heating and refrigeration products with annual sales of more than \$4 billion, 5,000 employees and 563 locations throughout North America. Watsco has provided funding to the University since the 1990s through its "Watsco's Kids" program, providing children in the community free access to performance arts, sports and other events at the University.

The Watsco Center, located in the heart of the Coral Gables campus, and formerly known as the BankUnited Center, is the largest multi-purpose entertainment facility of its kind south of downtown Miami, with more than 200,000 square feet, 8,000 seats and 25 executive suites. The venue has played host to numerous nationally televised University of Miami men's and women's college basketball games, world-class musicians and performers, community events, and several presidential debates, forums and rallies.

**FACILITY UNDERGOING \$1.7 MILLION RENOVATION**

In addition to the arena being renamed the Watsco Center, the University of Miami basketball facility is undergoing a \$1.7 million renovation. The project, which includes work on areas used by both the men's and women's programs, will feature upgrades to the locker rooms, student-athlete lounges, office spaces, weight room and practice facility hallways. The project is being split into two phases, with the second set to begin following the 2016-17 season.

The coaches' offices and hallways of the facility will feature highlights from great moments in Miami basketball history, as well as photos of select stars from both the men's and women's teams. Also on display will be large-scale images of UM's ProCanes, as well as the newest Miami adidas gear. The players' lounge will feature a gaming center complete with couches and televisions. The walls of the practice facility will showcase photos of celebrity Canes fans throwing up the U. Student-athletes will have custom lockers and the sound system in the locker room, lounges and coaches' offices will be upgraded.





<b>MIAMI HIGHS</b> Points 94, at North Florida, 11/16 Points/Half 51 (2nd), vs. Western Carolina, 11/11 Field Goals Made 37, at North Florida, 11/16 Field Goal Att. 68, at North Florida, 11/16 Field Goal Pct. 54.7, vs. Columbia, 12/28 3-Point FG Made 10, vs. South Carolina State, 12/6 3-Point FG Att. 25, vs. South Carolina State, 12/6 Free Throws Made 24, vs. Western Carolina, 11/11 Free Throw Att. 36, vs. Western Carolina, 11/11 Rebounds 52, vs. Western Carolina, 11/11 Assists 24, vs. South Carolina State, 12/6 Steals 11, vs. Penn, 11/19 Blocks 8 (2x), last vs. Rutgers, 11/30 Turnovers 20, vs. Columbia, 12/28 Bench Points 39, at North Florida, 11/16 Victory Margin 49, vs. Western Carolina, 11/11	<b>OPPONENT HIGHS</b> Points 73, vs. Iowa State, 11/25 Points/Half 39 (2nd), Penn, 11/19 Field Goals Made 26, vs. Columbia, 12/28 Field Goal Att. 67, vs. Western Carolina, 11/11 Field Goal Pct. 47.3, vs. Columbia, 12/28 3-Point FG Made 9, Penn, 11/19 3-Point FG Att. 33, vs. Western Carolina, 11/11 Free Throws Made 15 (2x), last vs. FAU, 12/16 Free Throw Att. 20, vs. Florida, 11/27 Rebounds 36 (2x) last vs. Iowa State, 11/25 Assists 18, vs. Columbia, 12/28 Steals 10, vs. Iowa State, 11/25 Blocks 11, vs. Florida, 11/27 Turnovers 21, Penn, 11/19 Bench Points 35, at North Florida, 11/16 Victory Margin 17, vs. Iowa State, 11/25	<b>MIAMI LOWS</b> Points 56, (2x) last vs. Florida, 11/27 Points/Half 23 (1st half) vs. Stanford, 11/24 Field Goals Made 18, vs. Iowa State, 11/25 Field Goal Att. 48, vs. Wofford, 12/3 Field Goal Pct. 36.0, vs. Iowa State, 11/25 3-Point FG Made 2, vs. Iowa State, 11/25 3-Point FG Att. 12, vs. Rutgers, 11/24 Free Throws Made 6, vs. Florida, 11/27 Free Throw Att. 9, vs. Florida, 11/27 Rebounds 30, vs. Stanford, 11/24 Assists 6, vs. Iowa State, 11/25 Steals 4, vs. Florida, 11/27 Blocks 2 (4x), last vs. Wofford, 12/3 Turnovers 6, vs. George Washington, 12/27 Bench Points 10, vs. Florida, 11/27 Victory Margin 8, vs. George Washington, 12/27	<b>OPPONENT LOWS</b> Points 43, vs. Western Carolina, 11/11 Points/Half 14 (1st), vs. South Carolina State, 12/6 Field Goals Made 17, vs. Western Carolina, 11/11 Field Goal Att. 51, vs. Stanford, 11/24 Field Goal Pct. 25.4, vs. Western Carolina, 11/11 3-Point FG Made 3 (4x), last vs. FAU, 12/16 3-Point FG Att. 9, vs. Florida, 11/27 Free Throws Made 2, vs. Western Carolina, 11/11 Free Throw Att. 3, vs. Western Carolina, 11/11 Rebounds 24, vs. Columbia, 12/28 Assists 6, vs. South Carolina State, 12/6 Steals 2, at North Florida, 11/16 Blocks 1 (2x), last vs. Columbia, 12/28 Turnovers 9 (2x), last vs. FAU, 12/16 Bench Points 9, vs. South Carolina State, 12/6 Victory Margin 11, vs. Florida, 11/27
---	--	---	--

<b>MIAMI INDIVIDUAL HIGHS</b> Points 22, Ja'Quan Newton, vs. Columbia, 12/28 Field Goals Made 9, Ja'Quan Newton, vs. Iowa State, 11/25 Field Goal Attempts 16, Ja'Quan Newton, vs. Penn, 11/19 3-Point FG Made 5 (2x), last Davon Reed, vs. FAU, 12/16 3-Point FG Attempts 11, DJ Vasiljevic, vs. South Carolina State, 12/6 Free Throws Made 8, Davon Reed, vs. Iowa State, 11/25 Free Throw Attempts 10 (2x) last Ja'Quan Newton, vs. Stanford, 11/24 Rebounds 12, Kamari Murphy, vs. Iowa State, 11/25 Assists 12 (2x), last Bruce Brown, vs. George Washington, 12/22 Blocks 3 (5x), Ebuka Izundu, vs. South Carolina State, 12/6
---

<b>OPPONENT INDIVIDUAL HIGHS</b> Points 21, Deonte Burton, vs. Iowa State, 11/25 Field Goals Made 8, Deonte Burton, vs. Iowa State, 11/25 Field Goal Attempts 16 (2x), Corey Sanders, vs. Rutgers, 11/30 3-Point FG Made 3 (4x), last Yuta Watanabe, vs. Geo. Wash., 12/22 3-Point FG Attempts 9 (3x) last Naz Mitrou-Long, vs. Iowa State, 11/25 Free Throws Made 8, Kasey Hill, vs. Florida, 11/27 Free Throw Attempts 10, Kasey Hill, vs. Florida, 11/27 Rebounds 10 (2x), last Arnaldo Toro, vs. George Washington, 12/22 Assists 5 (3x), last Mike Smith, vs. Columbia, 12/28 Blocks 4, John Egbunu, vs. Florida, 11/27
--

<b>2016-17 STARTERS BY GAME</b>
WCU Newton Lawrence Reed Izundu Murphy
UNF Newton Lawrence Reed Izundu Murphy
Penn Newton Brown Reed Lawrence Murphy
Stanford Newton Lawrence Reed Izundu Murphy
Iowa St. Newton Lawrence Reed Izundu Murphy
Florida Newton Brown Reed Lawrence Murphy
Rutgers Newton Brown Reed Huell Murphy
Wofford Newton Brown Reed Huell Murphy
SC State Newton Brown Reed Huell Murphy
FAU Newton Brown Reed Huell Murphy
GWU Newton Brown Reed Huell Murphy
Columbia Newton Brown Reed Huell Murphy

<b>RECORD BY STARTING LINEUP</b>
Newton, Reed, Lawrence, Murphy, Izundu ..... 3-1
Newton, Brown, Reed, Lawrence, Murphy ..... 1-1
Newton, Brown, Reed, Huell, Murphy ..... 6-0

**REED COMPLETING DEGREE WITH MARKETING INTERNSHIP**

Senior Davon Reed will graduate in May with a degree in sports administration with a minor in marketing and communications. Since June of 2016, Reed has been an intern in the athletics marketing department, assisting the execution of strategic marketing planning for athletics programs with a focus on increasing attendance, game atmosphere and fan experience at Hurricane athletics events.

**MIAMI GUARDS SHARING THE BALL**

On 10 occurrences this season, an individual has posted at least five assists, led by Brown's 10 (SC State), six (FAU) and five (Western Carolina, Columbia), Newton's nine (Wofford), seven (UNF), six (FAU) and five (SC State, GWU), and six from Reed (SC State).

**FRESHMAN GUARD BROWN SECOND IN REBOUNDS**

Freshman guard Bruce Brown is second on the team with 7.3 rebounds per game, trailing senior forward Kamari Murphy's 7.8 rpg. Brown has grabbed four-plus boards in every game, including seven-plus six times.

**CANES CRASHING THE BOARDS**

Miami has outrebounded 10 of its 12 opponents this season, including a +14 margin versus Rutgers, one of the top rebounding teams in the country.

In the last six games, Bruce Brown leads the Canes with 8.5 rpg, followed by 6.5 from Kamari Murphy. Through 11 games, a player has had at least five rebounds 45 times, led by 11 occurrences from Brown, a guard, and 10 from Murphy.

**BROWN RECORDS PROGRAM'S SECOND TRIPLE-DOUBLE**

Freshman guard Bruce Brown recorded a triple-double with 11 points, 11 rebounds and 10 assists against South Carolina State on Dec. 6. It was the second triple-double in program history at Miami, the 11th in the NCAA this season, fourth by a Power 6 player, second by a freshman (De'Aaron Fox, Kentucky) and the 23rd in ACC history.

In 2004, Miami's Anthony King recorded the school's first triple-double with 11 points, a school-record 13 blocks and 10 rebounds against FAU.

**LARRAÑAGA COACHING ONE OF HIS YOUNGEST TEAMS**

Prior to the season, the Canes returned just three upperclassmen with 64 starts (all at Miami), and have four newcomers on this season's squad, all of which are freshmen. The only other season with fewer D-I starts was in 2014-15, when the Canes returned just 16 starts at UM, but Angel Rodriguez, Sheldon McClellan and Joe Thomas combined for 58 starts at previous schools.

Year	Returning Classes				Players/Career Starts	
	Fr.	So.	Jr.	Sr.	Underclassmen*	Upperclassmen*
2011-12	2	3	5	2	5 / 14	7 / 250
2012-13	1	1	3	5	2 / 19	8 / 286
2013-14	2	1	1	5	3 / 0	6 / 102
2014-15	4	2	4	1	6 / 27	5 / 74
2015-16	2	2	2	4	4 / 8	6 / 257
2016-17	4	2	1	2	6 / 0	3 / 134

\*Career starts per player, at Division-I schools. No JuCo starts listed.

**REED NOMINATED FOR GOOD WORKS TEAM**

Senior Davon Reed has been nominated for the Allstate NABC Good Works Team, the National Association of Basketball Coaches and Allstate Insurance Company

UM RECORDS	GAME	ACC GAME
POINTS SCORED	59 - Rick Barry vs. Rollins, 1965	35 - Jack McClinton vs. North Carolina 02/15/09
FIELD GOAL %	1.000 (7-7) - Raymond Hicks vs. NC A&T, 2008	.900 (9-10) - Reggie Johnson at Duke 01/02/11
3-POINT FG	9 - Johnny Hemsley vs. Lafayette, 1999	7 (3x) last - Jack McClinton vs. UNC 02/15/09
3-POINT FG%	1.000 (5-5) (6x) last - James Palmer at Virginia Tech, 3/7/15	
FT MADE	22 (2x) last - Rick Barry vs. Florida Southern, 1965	16 - Jack McClinton vs. NC State 03/07/09
FT %	1.000 (16-16) - Jack McClinton vs. NC State, 2009.1.000 (16-16) - Jack McClinton vs. NC State 03/07/09	
REBOUNDS	29 - Rick Barry vs. Oklahoma City, 1965	17 - Tonye Jekiri vs. Clemson 02/08/15
ASSISTS	14 - Michael Gardner vs. Pittsburgh, 1993	9 (3x) last - Shane Larkin vs. North Carolina 02/09/13
STEALS	9 - Jerome Scott vs. FIU, 1991	6 - Shane Larkin at North Carolina 01/10/12
BLOCKED SHOTS	13 - Anthony King vs. Florida Atlantic, 2004	6 - Anthony King vs. Florida State 01/15/05

announced Nov. 30. Reed serves as a leader on the basketball court and also in the Coral Gables community. For three years he has served as an elementary school pen pal, writing letters to local students, promoting the importance of academics while striving for professional dreams, in any field of work. Reed has also volunteered in the community at the Miami Rescue Mission Homeless Shelter. In the summer, Reed gives back to local youth by working as a counselor at the Jim Larrañaga Basketball Camp, providing leadership to campers through recreational endeavors.

**BROWN TABBED ACC FRESHMAN OF THE WEEK**

Guard Bruce Brown was recognized as the ACC Freshman of the Week Dec. 5. Brown, a 6-foot-5 guard from Boston, averaged 11.5 points, 7.0 rebounds, 1.5 steals and 1.5 assists per game in a pair of wins over Rutgers and Wofford that week. He hit 70 percent (7-10) of his shots from the field, 50 percent (2-4) from long range and connected on all seven of his attempts from the foul line.

**MURPHY NAMED MVP OF HOOPBALL INVITATIONAL GAME**

Senior forward Kamari Murphy notched his third-career double-double with a career-high 14 points and 10 rebounds against Wofford, earning him MVP honors for the game. Murphy was 5-10 from the field and 4-4 at the free throw line. He also tallied one block for the Canes.

**GRADUATION SUCCESS RATE ABOVE NATIONAL AVERAGE**

University of Miami student-athletes posted a Graduation Success Rate (GSR) of 90 percent, the NCAA announced in November. The figures released by the NCAA show that the Hurricanes are above the national average of 84 percent. Miami's GSR rate is tied for 15th among Football Bowl Subdivision (FBS) institutions. The men's basketball team posted a GSR score of 91 percent, which is above the national average, and is tied for 18th among FBS schools.



### MIAMI IN 2017 DIAMOND HEAD CLASSIC

Miami will join Akron, Davidson, Middle Tennessee, New Mexico State, USC, Utah State and Hawai'i in the 2017 Hawaiian Airlines Diamond Head Classic, which will be played Dec. 22, 23 and 25, 2017 at the Stan Sheriff Center in Honolulu. The Hurricanes last played in the Diamond Head Classic in 2012-13, when Miami went 1-2 in the event, but then went on to play in the NCAA Sweet 16 at the end of the year. In 2012, the Canes downed Hawai'i, 73-58, but then lost to No. 4/5 Arizona, 69-50, and Indiana State, 57-55, in overtime.

### LARRAÑAGA TAPPED INTO IRON ARROW

Coach Jim Larrañaga has been tapped into the Iron Arrow Honor Society, the highest honor one can attain at UM. Women's head coach Katie Meier and Golden Cane Sandy Nusbaum tapped Larrañaga and Deputy AD Tony Hernandez presented Coach L with his Iron Arrow jacket.

### ROOKIE McCLELLAN MAKES FIRST NBA START

Former Cane and current Washington Wizards rookie Sheldon McClellan made his first NBA start on Nov. 12 vs. Chicago, in just his fifth professional game played. Against the Bulls, he scored 15 points in 35 minutes played. Mac is averaging 4.6 points per game and hitting 44.4 percent from the field in his 11.1 minutes per game.

McClellan signed a partially guaranteed contract with the Washington Wizards, and on the NBA's opening day, McClellan played in his first professional game.

### LARRAÑAGA GRADUATES CANES

All four Hurricane seniors graduated from Miami following the 2015-16 campaign. In May 2015 Sheldon McClellan earned his bachelor of liberal arts degree and in December Angel Rodriguez earned his bachelor's of education degree with a major in sports administration and a minor in sociology, the same degree Ivan Cruz Uceda and Tonye Jekiri both completed in May.

Now all four men are playing professional basketball, with McClellan in the NBA (Wizards) and Rodriguez (France), Jekiri (Turkey) and Cruz Uceda (Spain) all overseas.

### CANES' 2017-18 ROSTER WILL HAVE SIX TOP-100 RECRUITS

Miami has signed three ESPN Top 100 recruits for the class of 2017, including No. 19 Lonnie Walker from Reading, Pa., No. 52 Chris Lykes from Bowie, Md., and No. 93 Deng Gak from Blairstown, N.J.

The 2017 trio will join current ESPN Top 100 Hurricanes Bruce Brown (No. 26 in 2016), Dewan Huell (No. 28 in 2016) and Ja'Quan Newton (No. 58 in 2014) in the fall of 2017. In just six seasons at The U, Larrañaga has recruited six of Miami's 11 ESPN Top 100 players since 2007.

### ESPN Top 100 Players on 2017-18 Roster

- 19 Lonnie Walker - 2017
- 52 Chris Lykes - 2017
- 93 Deng Gak - 2017
- 26 Bruce Brown - 2016
- 28 Dewan Huell - 2016
- 58 Ja'Quan Newton - 2014

### Miami's ESPN Top 100 Players, Since 2007

- 19 Lonnie Walker - 2017
- 26 Bruce Brown - 2016
- 28 Dewan Huell - 2016
- 28 DeQuan Jones - 2008
- 43 Durand Scott - 2009
- 52 Chris Lykes - 2017
- 53 Edwin Rios - 2007
- 58 Ja'Quan Newton - 2014
- 83 Garrus Adams - 2009
- 88 Donovan Kirk - 2009
- 93 Deng Gak - 2017

- Recruits under Coach L are in italics

### LARRAÑAGA ONE OF THE BEST

All stats below are prior to the 2016-17 season.

Among active coaches, Jim Larrañaga is the 11th-winningest coach in the country at major schools with 588 victories, and is ranked No. 42 on the list of all-time winningest coaches at major schools. Among the seven ACC coaches with five-plus years in the league, in their first five years at their current school, Coach L is second in overall wins (118), overall winning percentage (.674), ACC victories (54), winning percentage in ACC games only (.614). Among all-time ACC coaches (includes only seasons coaching at ACC schools during years as ACC member), Coach L is ranked No. 25 all-time in ACC wins and No. 29 all-time in overall wins, in just five years in the league. He is ninth all-time in winning percentage in ACC games only (.614).

### COACHING COORDINATORS FOR MIAMI

Miami's assistant coaching staff is set up in a coordinator system, with Jamal Brunt as the offensive coordinator, Chris Caputo manning the defense and Adam Fisher handling the scout for every opponent. James Johnson is the dean of discipline.

### REED TABBED TO NABC HONORS COURT

Senior Davon Reed was tabbed to the National Association of Basketball Coaches (NABC) 2015-16 NABC Honors Court, recognizing those student-athletes who excelled in academics during the past season.

### CANES TOP 100 NATIONALLY

(as of Dec. 29)

Bruce Brown	Rank	Actual
Triple Doubles	1	1.0

### MIAMI PICKED NINTH IN ACC PRESEASON POLL

Miami was predicted to finish ninth out of 15 teams in the Atlantic Coast Conference this season, as announced by the league at the 55th annual Operation Basketball. Duke was picked to win the ACC, followed by North Carolina, Virginia and Louisville. Miami's all-time preseason poll breakdowns and finishes are as follows:

2015-16 - 5th - t-2nd	2009-10 - 10th - 12th
2014-15 - 10th - t-6th	2008-09 - 4th - t-7th
2013-14 - 12th - 10th	2007-08 - 12th - t-5th
2012-13 - 5th - 1st	2006-07 - 11th - 12th
2011-12 - 5th - t-4th	2005-06 - 7th - t-7th
2010-11 - 8th - 9th	2004-05 - 11th - t-6th

### RETURNING NUMBERS FOR THE CANES

To open the 2016-17 season, Miami returned no more than 51 percent of its scoring, rebounds, assists, steals or blocks from the 2015-16 team.

Returning	Scoring	Rebs	Assists	Steals	Blocks
2016-17	40.3%	40.6%	37.4%	40.0%	50.4%
2015-16	72.6%	78.1%	77.0%	77.5%	77.8%
2014-15	22.2%	24.0%	28.6%	26.1%	24.2%
2013-14	13.4%	15.5%	0.98%	13.0%	11.3%
2012-13	79.8%	85.6%	82.1%	83.3%	90.7%

### EXCEEDING EXPECTATIONS

In the past five years, Coach Jim Larrañaga's Canes have exceeded preseason expectations every campaign. Larrañaga is the only coach in the ACC to finish above the preseason poll predictions every season, and has the largest margin of surpassing those expectations.

TOTAL	2015-16	14-15	13-14	12-13	AVG
Miami	2	4	2	4	3.0
Clemson	4	2	8	-3	2.75
Virginia	0	3	3	3	2.25
Virginia Tech	7	0	0	-2	1.25
Louisville	3	-1	N/A	N/A	0.5
Georgia Tech	1	-1	0	0	0.0
Wake Forest	-3	0	1	1	-0.25
Boston College	0	1	-6	4	-0.25
Syracuse	0	-3	0	N/A	-0.75
Pittsburgh	0	-5	1	N/A	-1.00
North Carolina	0	-3	-1	0	-1.00
NC State	-5	2	3	-4	-1.00
Duke	-2	-1	-2	0	-1.25
Notre Dame	-2	4	-8	N/A	-1.5
Florida State	-5	-2	0	-2	-2.25

Key: A fifth-place prediction and second-place finish = +3

### LARRAÑAGA CONTRACT EXTENDED THROUGH 2022

The University of Miami extended Coach Jim Larrañaga's contract through May 31, 2022, Director of Athletics Blake James announced in September 2014. Larrañaga first signed a five-year contract in April 2011, then was granted a three-year extension in 2012.

### LARRAÑAGA AND CAPUTO TOGETHER 15 YEARS

This season head coach Jim Larrañaga and associate head coach Chris Caputo begin their 15th season on sidelines together, dating back to their time at George Mason University. Caputo started on Coach L's staff as the video coordinator for the 2002-03 season, and along the way, the native of Elmhurst, N.Y., was an assistant coach and is now the associate head coach for the Hurricanes. Caputo helped the 2006 GMU team to the NCAA Final Four and has made five total NCAA Tournament appearances with Larrañaga. Both Caputo and Larrañaga attended Archbishop Molloy High School (N.Y.) and played for legendary head coach Jack Curran.

### CANES IN NATIONAL STATS (as of Dec. 29)

Category	Rank	Actual	Nat'l Leader	Actual
Won-Lost Percentage	36	83.3	5 teams	100.0
Scoring Offense	168	74.5	The Citadel	102.0
Scoring Defense	8	58.6	Virginia	47.7
Scoring Margin	27	15.9	West Virginia	33.6
Field-Goal Percentage	67	47.2	UCLA	54.9
FG Percentage Defense	11	37.2	UCF	32.6
Three-Point FG Per Game	284	6.1	Savannah St.	15.3
3-Pt FG Percentage	132	36.3	Creighton	44.5
Three Pt FG Defense	10	28.3	South Carolina	26.4
Free-Throw Percentage	66	73.6	Notre Dame	84.7
Rebound Margin	20	8.3	North Carolina	14.1
Assists Per Game	276	12.2	UCLA	23.3
Assist Turnover Ratio	269	0.89	Notre Dame	2.03
Blocked Shots Per Game	78	4.4	Oregon	7.7
Steals Per Game	71	7.5	West Virginia	13.9
Turnovers Per Game	180	13.7	Notre Dame	9.2
Turnover Margin	208	-0.4	West Virginia	15.8
Personal Fouls Per Game	25	15.9	Michigan	14.1
Total Blocks (355 ranked)	92	53.0	Oregon	108.0
Total Assists	280	146.0	UCLA	326.0
Total Rebounds	133	482.0	North Carolina	635.0
Free Throw Attempts	219	246.0	The Citadel	393.0
Free Throws Made	173	181.0	The Citadel	303.0
3-pt Field Goal Attempts	317	201.0	The Citadel	542.0
Total 3-point FGM	290	73.0	The Citadel	193.0
Total Steals	99	90.0	West Virginia	167.0
Fewest Turnovers	139	164.0	La Salle	109.0
Fewest Fouls	24	191.0	St. Mary's (CA)	168.0
Offensive Reb Per Game	83	12.42	Kent St.	18.08
Defensive Reb per Game	67	27.75	UCF	34.38
Turnovers Forced	224	13.25	West Virginia	26.25
Total Reb Per Game	40	40.17	BYU	45.54





## 2015-16 IN REVIEW

### 2015-16 TEAM HIGHLIGHTS

- First team in Miami history to sell out its home arena for the entire season.
- Third squad in Miami history to play in the Sweet 16.
- 24 regular season wins tied with the 2012-13 season for the most in Miami history.
- 13 wins in ACC play were the second-most in school history, behind 15 in 2012-13.
- Perfect 9-0 at home in ACC play, 15-1 at home overall.
- Defeated five ranked teams: No. 3 Virginia, No. 11 Louisville, No. 16 Utah, No. 22/20 Butler and No. 24/20 Duke, with back-to-back wins over Virginia and Louisville.
- Ranked in the polls a school record 17 straight weeks. Ranked top-15 for a school record 14 weeks.
- Won the Puerto Rico Tip Off, defeating No. 16 Utah, No. 22/20 Butler and Mississippi State by 20.0 points per game. Puerto Rico native Angel Rodriguez was named MVP.
- Won ACC/Big Ten Challenge game at Nebraska, 77-72, in overtime.
- Defeated in-state rival Florida, which was receiving votes at the time.
- Posted 11-1 non-conference regular season record with only loss on a buzzer-beater vs. Northeastern. The Canes were 6-1 at home, 2-0 on the road and 3-0 at neutral sites.
- Coach L named ACC Coach of the Year for second time in four seasons.
- Sheldon McClellan named to the USBWA All-District Team and Coach Larrañaga recognized as District IV Coach of the Year.
- Three players - Sheldon McClellan, Tonye Jekiri and Angel Rodriguez - named All-ACC, while Jekiri was on the ACC Defensive Team. Davon Reed was on the All-ACC Academic Team.
- Sheldon McClellan named to the 2016 ACC All-Tournament Second Team.

### MIAMI POSTS THIRD 25-WIN SEASON

Coach Jim Larrañaga posted his third 25-win season and fourth 20-win season in five years at The U. This was also his fifth-career 25-win season and 10th-career 20-win campaign. Larrañaga is just the second coach in Miami history with four 20-win seasons, joining Bruce Hale (1954-67), and is the only Miami coach with a 25-win year.

This was Miami's third 25-win campaign (all under Coach L) and seventh 20-win season since joining the ACC for the 2004-05 campaign.

### 13+ ACC WINS FOR THE SECOND TIME UNDER COACH L

Miami won 13 games in ACC play for just the second time in school history, along with 15 wins in 2012-13. In five seasons under Larrañaga, the Canes have won seven-or-more ACC games each season. Prior to the arrival of Coach L, Miami had never won 10 ACC games in a season.

### TIED FOR MOST REGULAR-SEASON WINS

Miami was 24-5 in the regular season, tied with the 24-6 record in 2012-13 for the most regular-season wins in Hurricanes history. In Larrañaga's five seasons, the Canes have the following records in the regular season: 2015-16: 24-5; 2014-15: 20-11; 2013-14: 16-15; 2012-13: 24-6; 2011-12: 18-11.

### BEST FG SHOOTING PERCENTAGE IN 27 YEARS

The Canes made 47.9 percent (907-1895) from the field, the best in Miami's history since the 1988-89 season when UM hit 49.2 percent (1024-2083) of its shots.

Miami's 74.9 percent clip (578-772) at the line was the best since 77.1 percent (523-678) in 2001-02.

### THE HURRICANES IN THE NCAA TOURNAMENT

The Canes were a No. 3 seed for the first time in UM history. Miami's highest seed was No. 2, in 2013 and 1999.

The Canes played in the NCAA Tournament for the eighth time.

Miami is 8-8 in NCAA Tournament play.

Miami played in its third Sweet 16, has played in the second round five times and played just one game three times.

Under head coach Jim Larrañaga, Miami is 4-2 in the NCAA Tournament in just four seasons. The Hurricanes were 4-6 in their first six appearances.

UM has won at least one game in the NCAA Tournament in five of eight appearances, including three straight and in five of the last six.

UM has won five of its last eight games in the NCAA Tournament after going 2-1 in 2013 and 1-1 in 2008.

Five different coaches have led Miami to its eight NCAA appearances. Leonard Hamilton (3: 1998-00) and Jim Larrañaga (2: 2013, 2016) are the only coaches to lead the Canes to multiple NCAA berths.

Miami and Texas A&M were the only two schools among top-three seeds who did not play in the NCAA Tournament in 2014-15.

### MIAMI CONTINUES TO EXCEED EXPECTATIONS

Miami was a 3-seed in the 2016 NCAA Tournament, one of five teams among the 12 top three-seeds that was not ranked in the AP preseason poll.

### ALL-ACC AWARDS FOR THE HURRICANES

Coach Jim Larrañaga was named the ACC Coach of the Year for the second time in four seasons, while three players earned postseason honors. Coach Jim Larrañaga - Coach of the Year (ACSMA/Coaches); Tonye Jekiri - All-Defensive Team (ACSMA/Coaches); Sheldon McClellan - Second Team All-ACC (ACSMA/Coaches); Angel Rodriguez - Third Team All-ACC (ACSMA); Tonye Jekiri - Honorable Mention (ACSMA/Coaches). Since joining the league in 2004-05, Miami has had 34 honorees on ACC postseason award lists, 21 of whom have come under Coach L's watch, including five of Miami's six All-Defensive Team players. Jekiri is the only Hurricane to be named to that team twice.

### JEKIRI EARNS MOST WINS IN PROGRAM HISTORY

In four seasons at Miami, Tonye Jekiri won 96 games, the most of any Hurricane in school history. Jekiri was the only remaining player from the 2012-13 ACC Championship and NCAA Sweet 16 team. That season, Jekiri did not play in a pair of games, playing in just 27 wins individually. He played in every victory since, with 17 as a sophomore, 25 as a junior and 27 as a senior.

### McCLELLAN 11TH-MOST EFFICIENT PLAYER IN THE NATION, 180 PLAYER

Sheldon McClellan was the 11th-most efficient offensive player in the nation among players with 20 percent-or-more possessions used, according to KenPom.com. He was also the third most efficient player in the ACC overall, and No. 30 in the nation. McClellan was 17th in the ACC (league games only) in 2-point field goal percentage (54.6), ninth in true shooting percentage (60.7) and 10th in free throw percentage (83.5). He was fourth in the ACC in turnover rate (9.6).

McClellan also hit 56.7 percent from two, 38.9 percent from three and 83.8 percent at the line, adding up to 179.4, nearly the mark of an 180 player.

### NEWTON BEST SIXTH MAN IN THE COUNTRY

Dick Vitale lauded Miami sophomore Ja'Quan Newton as the "best sixth man in the country." Newton immensely improved his stats from his freshman year, and scored in double digits 21 times last season.

	GP	PPG	FG%	3FG	FT%	10+Pts	MPG
'15-16	30	10.8	46.9	9/26	73.4	21	22.8
'14-15	34	4.0	40.5	4/10	64.1	4	13.5

In the 10 ACC victories Newton played in (not vs. VT twice, Louisville and Notre Dame), he averaged 11.4 points and 2.3 assists per game, hitting 50.6 percent from the field. In the Canes' four losses he played in, he put up 6.8 points and 1.3 assists per outing, knocking down 26.5 percent of his shots.

### REED NAMED TO ALL-ACC ACADEMIC TEAM

Davon Reed was named to the 2015-16 All-Atlantic Coast Conference Academic Men's Basketball team. The junior from Ewing, N.J., is majoring in sports administration.

### HOOPS TEAMS COMBINE FOR HISTORIC SEASON

The 2015-16 season was the top combined year ever between Miami's men's and women's basketball programs. Together, they went 51-17, setting a school record for combined victories and winning percentage (.750). Additionally, it was the third time, joining 1997-98 and 2012-13, both teams reached the NCAA Tournament in the same season. Miami was one of 10 schools in the nation to have its men's team and women's team conclude the 2015-16 season ranked in the *USA TODAY* Coaches Poll, as they checked in at No. 8 and No. 24, respectively.

### A YEAR TO REMEMBER

The 2015-16 season was the top combined season ever between Miami's men's and women's basketball programs. Together, they went 51-17, setting a school record for combined victories and winning percentage (.750). Additionally, it was the third time, joining 1997-98 and 2012-13, both teams reached the NCAA Tournament in the same year. Miami was one of 10 schools to have its men's team and women's team conclude 2015-16 ranked in the *USA TODAY* Coaches Poll, checking in at No. 8 and No. 24, respectively. The men had the second-most wins in a season in program history, while the women tied for the fifth-most.



MIAMI'S RECORD WHEN... RECORD	2016-17		COACH L	
	ALL	ACC	AT UM	ACC
All games	10-2		127-60	54-34
Home	7-0		70-20	31-13
Away	1-0		37-26	23-21
Neutral	2-2		21-13	
November	5-2		29-9	
December	5-0		26-9	0-1
January	--		23-14	21-14
February	--		27-15	26-15
March	--		23-11	7-4
April	--		0-1	--
Vs. Top 10 opponents	--		5-11	4-8
Vs. Top 25 opponents (includes Top 10)	0-1		13-25	8-17
Vs. RV opponents (either or both polls)	1-1		11-3	4-0
Vs. teams over .500 on game day	3-2		79-52	38-29
Vs. teams under .500 on game day	5-0		32-6	12-5
Vs. teams at .500 on game day	1-0		15-1	4-0
While UM is in the Top 25	--		42-16	25-10
While UM is RV (only)	9-2		28-6	4-1
Leading at halftime	9-0		96-13	36-10
Trailing at halftime	1-2		27-44	14-23
Tied at halftime	--		5-2	3-1
Single overtime	--		3-6	1-2
Double overtime	--		3-1	2-1
In overtime games (single+double)	--		6-7	3-3
Leading with 2:00 left in regulation	10-0		118-7	50-3
Trailing with 2:00 left in regulation	0-2		8-49	3-30
Tied with 2:00 left in regulation	--		2-1	0-1
UM shoots 50% or better from field	5-0		47-5	14-2
UM shoots 40-49% from field	5-0		66-17	34-14
UM shoots under 40% from field	0-2		15-37	6-18
Opp. shoots 50% or better from field	--		7-19	3-11
Opp. shoots 40-49% from field	3-2		55-27	27-15
Opp. shoots under 40% from field	7-0		67-13	24-8
UM shoots 70% or better from the line	5-1		82-30	33-17
UM shoots less than 70% from the line	5-1		46-29	30-16
UM makes more 3-point FGs	5-1		67-24	30-18
UM makes fewer 3-point FGs	2-1		39-23	18-13
3-point FGs are even	3-0		13-5	6-3
Four or more Canes in double figures	7-1		64-13	24-9
Three Canes score in double figures	3-0		47-22	23-9
Two or less Canes score in double figures	0-1		17-24	7-16
UM outrebounds opponent	8-2		84-21	30-13
Opp. outrebounds UM	2-0		38-38	22-21
Tied in rebounds	--		5-0	2-0
UM records 10 or more steals	2-0		21-4	7-1
UM records 15 or more assists	4-0		38-2	15-1
UM commits less than 15 turnovers	6-1		111-50	49-30
UM commits 15 or more turnovers	3-1		14-4	3-4
UM commits less turnovers than opp.	5-0		71-23	31-12
UM commits more turnovers than opp.	5-2		45-25	17-16
Tied in turnovers	--		12-10	6-6
UM scores 59 points or less	0-2		9-28	5-17
UM scores between 60-69 points	1-0		37-20	20-8
UM scores between 70-79 points	6-0		51-10	19-8
UM scores between 80-89 points	1-0		20-1	6-1
UM scores between 90-99 points	2-0		10-0	3-0
UM scores 100 or more points	--		1-0	0-0
Playing during the morning (11 a.m.)	0-1		1-1	
Playing during the afternoon	1-1		37-21	20-15
Playing in the evening (5 p.m. or later)	9-0		89-36	34-19
Games decided by three points or less	--		15-13	8-9
Games decided by four to 10 points	1-0		37-22	18-15
Games decided by 11-19 points	5-2		46-18	18-6
Games decided by more than 20 points	4-0		30-6	10-4

### SINCE THE ARRIVAL OF COACH JIM LARRAÑAGA AT MIAMI IN 2011-12 ...

(only includes teams while in the ACC, not with previous conference affiliations)

- Miami won ACC Regular Season and ACC Tournament Championships in 2013.
- Miami has played in a pair of NCAA Sweet 16 games, in 2013 and 2016.
- Miami has 35 overall road wins, the most in the conference, leading 34 from North Carolina, 33 by Virginia and 31 from Duke.
- Miami has posted an 8-6 combined record against Duke (4-2) and North Carolina (4-4).
- Miami has the fourth-most ACC wins (54) in league play, behind Duke (66), Virginia (65) and North Carolina (64).
- Miami has the fourth-most ACC road wins (23) in league play, behind Duke (29), North Carolina (29) and Virginia (25).
- Miami has the fourth-most ACC home wins (31), behind Virginia (40), Duke (37) and North Carolina (35).
- Miami is one of four schools with seven-or-more wins in the ACC Tournament: North Carolina 10, NC State 8, Miami 7 and Florida State 7.
- Miami is one of six ACC schools with a winning record in the NCAA Tournament: Duke, Louisville, Miami, North Carolina, NC State and Notre Dame.
- Miami's seeds in the ACC Tournament have been No. 1, No. 3, No. 6 (2x) and No. 10.
- Miami is one of 10 ACC teams to make an NCAA tournament appearance.
- Miami played in the championship game of the NIT in 2015.
- ACC Selections: Two ACC Coach of the Year, one ACC Player of the Year, ACC Defensive Player of the Year, one ACC Tournament MVP, four ACC All-Tournament, one first-team All-ACC, two second-team All-ACC, four third-team All-ACC, six honorable mention All-ACC, one ACC All-Rookie Team and five ACC All-Defensive Team.
- Miami has the most lopsided win over Duke (27 points) and second-most lopsided wins over North Carolina (26 points) and Florida State (24 points) of any ACC team.
- Miami has won eight ACC games by 20-or-more points: Boston College (27, 22, 22 and 21), Duke (27), North Carolina (26), Florida State (24) and Virginia Tech (24).
- Won at Cameron Indoor Stadium twice. Dealt Duke two of its five overall, and three ACC, losses by 16-plus points. Scored 90 points against Duke twice. Dealt Duke its last two regular-season losses by 16-or-more points: 27 (90-63) on Jan. 23, 2013 at Miami, and 16 (90-74) on Jan. 13, 2015 at Duke.
- All 20 seniors have earned academic degrees from UM: Garrius Adams, Raphael Akpejori, Rion Brown, Ivan Cruz Uceda, Julian Gamble, Malcolm Grant, Justin Heller, Tonye Jekiri, Reggie Johnson, DeQuan Jones, Kenny Kadji, Donnavan Kirk, Sheldon McClellan, Kamari Murphy, Trey McKinney Jones, Ryan Quiglar, Angel Rodriguez, Durand Scott, Erik Swoope and Joe Thomas.

### In the five years prior to the arrival of Coach L (2006-11) ...

- Miami tied for the 10th-most ACC wins (29) in the league, tied with Georgia Tech (29), and ahead of NC State (25).
- Miami recorded 95 overall wins, seventh-most in the ACC.
- Miami's seeds in the ACC Tournament were No. 5, No. 8, No. 9 (2x) and No. 12.
- Miami was 1-14 combined vs. Duke and UNC.
- Miami had one first-team All-ACC, one second-team All-ACC, two third-team All-ACC, one honorable mention All-ACC, one ACC All-Rookie Team and one ACC All-Tournament Team selection.

### COACH LARRAÑAGA'S MILESTONE VICTORIES

Victory	Date	Opponent	Score	School
50	02/10/88	Miami (Ohio)	65-59	Bowling Green
100	02/23/91	Kent State	84-57	Bowling Green
150	12/22/94	at Ohio State	59-50	Bowling Green
200	12/27/97	Northeastern	66-60	George Mason
250	12/20/00	Coastal Carolina	81-65	George Mason
300	12/02/03	East Carolina	76-65	George Mason
350	01/26/06	William & Mary	81-58	George Mason
400	02/27/08	William & Mary	68-59	George Mason
450	12/08/10	Loyola (Md.)	66-52	George Mason
500	01/05/12	at Georgia Tech	62-49	Miami
550	01/24/15	at Syracuse	66-62	Miami

100th win at Miami Co. of Charleston, 12/19/15 85-63



## THE LAST TIME ...

### Player Scored 30 Points

Miami Sheldon McClellan (31), at Charlotte, 11/25/14  
Opponent Seth Allen (31), vs. Virginia Tech, 3/10/16

### Player Scored 35 Points

Miami Jack McClinton (35) vs. North Carolina, 3/15/09  
Opponent Xavier Rathan-Mayes (35) Florida State, 2/25/15

### Player Scored 40 Points

Miami Darius Rice (43) vs. Connecticut, 1/20/03  
Opponent Sean Singletary (41), Virginia, 3/1/08

### Two Players Scored 20 Points

Miami Angel Rodriguez (27), Sheldon McClellan (20) vs. Buffalo, 3/17/16  
Opponent Kris Jenkins (21), Ryan Arcidiacono (21), Villanova, 3/24/16

### Three Players Scored 20 Points

Miami Dwayne Collins (23), Brian Asbury (21), Jack McClinton (20) vs. Virginia Tech, 1/25/09  
Opponent Travis Mays (40), Alvin Hegggs (22), Lance Blanks (21), Texas, 2/22/89

### Five (not 5+) Players Scored in Double Figures

Miami Ja'Quan Newton (18), Bruce Brown (15), Dewan Huell (11),  
DJ Vasiljevic (11), Davon Reed (11) vs Penn, 11/19/16  
Opponent Shawn Long (21), Jay Wright (13), Kasey Shepherd (12),  
Bryce Washington (11), Devonta Walker (11) vs. Louisiana 11/16/15

### Six (not 6+) Players Scored in Double Figures

Miami Davon Reed (19), Angel Rodriguez (18), Sheldon McClellan (16),  
Ivan Cruz Uceda (13), Anthony Lawrence (12), Ja'Quan Newton (11)  
vs. Louisiana 11/16/15

### Seven+ Players Scored in Double Figures

Miami Sheldon McClellan (18), Ja'Quan Newton (15), James Palmer (14), Ebuka Izundu (11)  
Angel Rodriguez (11), Ivan Cruz Uceda (10), Anthony Lawrence Jr. (10)  
vs. Mississippi State 11/19/15

### Player Grabbed 15 Rebounds

Miami Tonye Jekiri (17) at Boston College, 1/20/16  
Opponent Brice Johnson (15) vs. North Carolina, 2/20/16

### Two Players Grabbed 10 Rebounds

Miami Kamari Murphy (10), Dewan Huell (10), vs. FAU, 12/16/16  
Opponent Tyler Roberson (11), Tyler Lydon (10), Syracuse, 1/2/16

### Three Players Grabbed 10 Rebounds

Miami Mark Richardson (11), Eric Brown (10), Joe Wylie (10) vs. FIU, 3/6/89  
Opponent Matt Harpring (12), Dion Glover (10), Michael Maddox (10), Georgia Tech, 12/2/7/97

### Player Had 10 Assists

Miami Bruce Brown (10), vs. South Carolina State, 12/6/16  
Opponent Kris Dunn (13), Providence, 12/22/14

### Player Had 10 Blocks

Miami Anthony King (10) vs. Florida Atlantic, 11/29/04  
Opponent Jarvis Varnado (10), Mississippi State, 12/13/07

### Player Had a Double-Double

Miami Bruce Brown (14 pts, 12 reb), vs. George Washington, 12/22/16  
Opponent Reid Travis (11 pts, 10 reb) Stanford, 11/24/16

### Player Had a Triple-Double

Miami Bruce Brown (11 pts, 11 reb, 10 ast), vs. South Carolina State, 12/6/16  
Opponent Brendan Haywood (18 pts, 14 reb, 10 blks), North Carolina, 12/4/00

### Two Players Had Double-Doubles

Miami Kamari Murphy (11 pts, 13 reb) and Davon Reed (10 pts, 12 reb) vs. Buffalo, 3/17/16  
Opponent Brice Johnson (22 pts, 11 rebs) & J.P. Tokoto (10 pts, 10 rebs), North Carolina, 2/28/15

### Team Scored 100 Points

Miami 105 vs. Mississippi State, 11/19/15  
Opponent 105, North Carolina, 1/31/07

### Team Scored 90-99 Points

Miami 94, at North Florida, 11/16/16  
Opponent 92, Villanova, 3/24/16

### Team Scored 50 Points in a Half

Miami 51 (2nd half) vs. Western Carolina, 11/11/16  
Opponent 54 (2nd half) at North Carolina, 2/20/16

### Team Shot 50 Percent in Both Halves

Miami .577 (15-26) / .519 (14-27), vs. Columbia, 12/28/16  
Opponent .64.0 (16-25) / .615 (16-26) vs. Villanova, 3/24/16

### Team Shot 60 Percent in a Half

Miami .62.5 (15-24), second half, vs. Stanford, 11/24/16  
Opponent .615 (16-26), second half, vs. Villanova, 3/24/16

### Team Shot 70 Percent in a Half

Miami .739 (17-23), first half, at Florida State, 2/13/13

### Team Shot 60 Percent in a Game

Miami .638 (30-47), at Florida State, 2/13/13  
Opponent .627 (32-51), Villanova, 3/24/16

### Team Shot Less Than 30 Percent in a Game

Miami .293 (12-41), vs. Eastern Kentucky, 12/19/14  
Opponent .290 (18-62), vs. South Carolina State, 12/6/16

### Team Won by 50+ Points

Miami 50, vs. Nova Southeastern, 11/16/09  
Opponent 53, by Notre Dame, 2/22/86

### Team won by 40-49 Points

Miami 49, vs. Western Carolina, 11/11/16  
Opponent 41, at North Carolina, 1/31/07

### Team Won by 30-39 Points

Miami 36, vs. South Carolina State, 12/6/16  
Opponent 32, at Charlotte (11/28/00)

### Overtime

Miami won in overtime 77-72 (OT) at Nebraska, 12/01/15  
Miami lost in overtime 66-64 (OT) vs. Stanford, 4/2/15, NIT Championship

### Rankings

Miami defeated a ranked opponent 73-65 vs. No. 11 Louisville, 2/27/16  
Miami lost to a ranked opponent 56-73 vs. No. 21/22 Iowa State, 11/25/16  
Miami defeated a top 5 opponent 64-61 vs. No. 3 Virginia, 2/22/16  
Miami lost to a top 5 opponent 73-68 vs. No. 4 Virginia, 3/11/16

### THE LAST TIME A MIAMI FRESHMAN ...

Scored 26+ Points: Durand Scott, 29, vs. North Carolina, 3/02/10  
Scored 20-25 Points: Deandre Burnett, 21, vs. Green Bay, 12/6/14  
Perfect from Field (5+ att): Reggie Johnson (RS), 8-of-8, vs. Wake Forest, 3/11/10  
Perfect from 3-Pt (3+ att): Anthony Lawrence, 4-of-4, vs. Notre Dame, 2/3/16  
10+ Rebounds: Bruce Brown, 12, vs. George Washington, 12/22/16  
10+ Assists: Bruce Brown, 10, vs. South Carolina State, 12/6/16  
5-9 Assists: Bruce Brown, 6, vs. Columbia, 12/28/16  
5+ Steals: Shane Larkin, 6, vs. North Carolina, 01/10/12  
4+ Blocks: Raphael Akpejori, 4, McNeese State, 11/24/10  
Double-Double: Bruce Brown (14 pts, 12 reb), vs. George Washington, 12/22/16  
Triple-Double: Bruce Brown (11 pts, 11 reb, 10 ast), vs. South Carolina State, 12/6/16





## JIM LARRAÑAGA

Head Coach, Sixth Season  
Providence, 1971

In his five seasons at The U, Coach Jim Larrañaga has led the Hurricanes to a pair of NCAA Sweet 16 appearances and won the 2013 ACC regular season and ACC Tournament titles. He has been named the AP, Naismith, USBWA and Henry Iba National Coach of the Year, twice was both the ACC and USBWA District Coach of the Year and was the 2013 NABC District Coach of the Year.

Larrañaga has posted three 25-win seasons at UM – the only Miami coach to do so – and five in his career. He also has recorded four 20-win campaigns at The U and 10 in his career. In conference action, the Canes have won nine-or-more league games in four-of-five seasons, while prior to the arrival of Coach L, Miami had never won more than eight ACC games in a season. Larrañaga has helped the Canes to 16 postseason victories, including four in the NCAA Tournament (two appearances), seven in the ACC Tournament (five) and five in the NIT (two).

Miami's 35 road wins in the past five seasons are the most among league teams, and in that time, the Canes are fourth in the conference in wins (54), and in both ACC home (31) and road (23) victories. In the five years prior to Coach L's arrival, when the ACC had only 12 teams, Miami was tied for 10th in ACC victories (29), and won just seven ACC road games.

In 2012-13, the Bronx, N.Y., native helped Miami to a No. 2 national ranking by both the AP and USA TODAY, and a No. 2 seed in the NCAA Tournament. He is the 10th coach in the last 10 years to lead two top-10 programs, as Miami was No. 2 on Feb. 18, 2013, and George Mason was No. 8 in the final top 25 poll in 2006.

Larrañaga came to Miami after serving as the head coach at George Mason for 14 seasons. He guided that program to five NCAA Tournament appearances (2011, 2008, 2006, 2001, 1999) - including an unprecedented run to the 2006 Final Four that captured the nation's attention, defeating Michigan State, North Carolina, Wichita State and UConn along the way. Following that run, he was selected the 2006 Clair Bee National Coach of the Year.

Larrañaga built the GMU Patriots' program into a perennial contender in the highly-regarded Colonial Athletic Association, winning more games than any other coach in program and conference history (273) en route to three conference titles (2008, 2001, 1999).

In 2006, Larrañaga became the first coach at a mid-major school to take his team to the Final Four in 27 years and earned an at-large berth for a CAA team for the first time in 20 years. Along the way, he led Mason to a school record in wins, the school's first-ever national ranking, George Mason's first-ever appearance in the top 10 and the school's first wins over top 10 teams.

Larrañaga previously served as the head coach at Bowling Green for 11 seasons (1986-1997) and at Division II American International for two seasons (1977-79). His first coaching opportunity came at Davidson College, where he served as an assistant coach to Terry Holland, then reunited with Holland as an assistant at Virginia from 1979-86. In 1976, he spent one season as player-coach for the Geronemo Basketball Club in Belgium.

A 1971 graduate of Providence College with a degree in economics, Larrañaga was a four-year letterman for the Friars. He graduated as the school's fifth all-time leading scorer with 1,258 points and was selected in the sixth round of the NBA Draft by the Detroit Pistons. He was inducted into the Providence College Hall of Fame in 1991.

Larrañaga, 67, and his wife, Liz, have two sons, Jay and John, and four grandchildren, Tia, James, Jon Temple and Henry. Jay played for his father at Bowling Green, was the head coach of the NBDL's Erie Bayhawks and his now an assistant coach with the Boston Celtics. Jon was a member of his father's George Mason teams from 1999-2003, earning First Team Academic All-American honors for NCAA Division I-AAA schools.

## LARRAÑAGA FILE

### HEAD COACH

2011-pres. Miami  
1997-2011 George Mason  
1986-97 Bowling Green  
1977-79 American International  
Assistant Coach  
1979-86 Virginia  
1971-76 Davidson  
Player / Coach  
1977 Geronemo Basketball Club (Belgium)

### NCAA APPEARANCES

1999 - George Mason  
2001 - George Mason  
2006 - George Mason (Final Four)  
2008 - George Mason  
2011 - George Mason  
2013 - Miami (Sweet 16)  
2016 - Miami (Sweet 16)

### NIT APPEARANCES

1990 - Bowling Green  
1991 - Bowling Green  
1997 - Bowling Green  
2002 - George Mason  
2004 - George Mason  
2009 - George Mason  
2012 - Miami  
2015 - Miami (Championship game)

### PLAYING CAREER

Geronemo Basketball Club (Belgium) 1976-77  
Providence College, 1967-71  
Archbishop Molloy, 1963-67

### COACHING HONORS

AP, Naismith, Iba, Rupp Coach of the Year, 2013  
NABC All-District II, 2013  
USBWA District IV Coach of the Year, 2013, 2016  
Clair Bee National Coach of the Year, 2006  
ACC Coach of the Year, 2013, 2016  
CAA Coach of the Year, 2011, 1999  
MAC Coach of the Year, 1997  
Seven NCAA tournament appearances  
2016, 2013, 2011, 2008, 2006, 2001, 1999  
Eight postseason NIT appearances  
2015, 2012, 2009, 2004, 2002, 1997, 1991, 1990  
Ten 20-win seasons

### PERSONAL

Hometown Bronx, N.Y.  
Born Oct. 2, 1949  
Family Wife: Liz  
Sons: Jay and Jon  
Grandchildren: Tia, James, Jon Temple and Henry  
Education Providence College, 1971, B.A. Economics  
Archbishop Molloy High School, 1967



# COACH JIM LARRAÑAGA

## IN COACH JIM LARRAÑAGA'S FIRST FIVE SEASONS IN THE ACC

(Includes only seasons coaching at ACC schools during years as ACC member)

### Among the 29 all-time ACC coaches with 100+ overall wins and 50+ ACC wins,

#### In just five years in the league, Coach L is ...

- No. 8 all-time in winning percentage in ACC Tournament games (.636)
- No. 9 all-time in winning percentage in ACC games only (.614)
- No. 25 all-time in ACC wins (54)
- No. 27 all-time in overall wins (118)
- one of 18 coaches to win multiple ACC Coach of the Year honors

### Among the 29 all-time ACC coaches with 100+ overall and 50+ ACC victories,

#### in their first five years in the ACC,

#### Coach L is ...

- No. 2 in overall victories (118)
- No. 3 in ACC victories (54)
- tied for No. 4 in ACC Tournament victories (7)
- No. 5 in ACC Tournament winning percentage (.636)
- tied for No. 7 in ACC winning percentage (.614)
- No. 9 overall winning percentage (.674)

#### Coach L is one of five coaches who ...

- posted at least four 20-win seasons
- won at least seven ACC Tournament games

#### Coach L is one of seven coaches who ...

- won two-or-more ACC Coach of the Year honors

#### Coach L is one of eight coaches who had ...

- an overall winning season each year
- at least four ACC winning seasons

### Among the seven current ACC coaches with five-plus years of experience,

#### in their first five seasons in the league,

#### Coach L is ...

- the only coach to win two ACC Coach of the Year honors
- No. 2 in overall wins (118), overall winning percentage (.674), ACC victories (54), winning percentage in ACC games only (.614)
- tied for No. 2 in ACC Championships (1)
- No. 3 in wins in the ACC Tournament (7)

#### Coach L is one of two coaches who had ...

- an overall winning season each year
- at least four ACC winning seasons

#### Coach L is one of three coaches who ...

- had at least four NCAA Tournament victories
- won an ACC Championship
- posted at least four 20-win seasons
- won at least seven ACC Tournament games

## NOTABLE COLLEGE PLAYERS COACHED

**Sheldon McClellan** (Miami) - All-ACC Second Team, ACC Tournament Second Team

**Shane Larkin** (Miami) - NBA first round draft pick (18th overall), ACC Player of the Year, ACC Tournament MVP, finalist for Cousy, Naismith & Wooden awards, All-ACC First Team and All-ACC Defensive Team, Lute Olson National Player of the Year, AP and NABC All-American (Second team), Sporting News All-American (Third), ESPN, Wooden, Olson and Driesell Defensive All-American, USBWA All-District, Basketball Times All-District

**Durand Scott** (Miami) - ACC Defensive Player of the Year, ACC Tournament First Team, All-ACC Third Team

**George Evans** (George Mason) - Three-time CAA Player of the Year, CAA Rookie of the Year, three-time CAA Defensive Player of the Year, three-time CAA All-Defensive Team

**Antonio Daniels** (Bowling Green) - MAC Player of the Year, MAC Freshman of the Year

## WINNINGEST ACTIVE COACHES AT MAJOR SCHOOLS

\*Totals listed are prior to the 2016-17 season

List compiled from "wins vs. major schools" on sports-reference.com

Rank	Coach	*Wins
1.	Mike Krzyzewski, Duke	1,043
2.	Jim Boeheim, Syracuse	884
3.	Roy Williams, North Carolina	783
4.	Rick Pitino, Louisville	743
5.	Bob Huggins, West Virginia	719
6.	Cliff Ellis, Coastal Carolina	715
7.	John Calipari, Kentucky	662
8.	Rick Barnes, Tennessee	619
9.	Bill Self, Kansas	592
10.	Dana Altman, Oregon	564
11.	<b>Jim Larrañaga, Miami</b>	<b>560</b>
12.	Tubby Smith, Memphis	557
13.	Steve Fisher, San Diego State	552
14.	Fran Dunphy, Temple	524
15.	Tom Izzo, Michigan State	524

## LARRAÑAGA YEAR-BY-YEAR

Year	School	Overall		Finish	Post Season
		W-L	W-L		
1977-78	American International	14-13			
1978-79	American International	13-13			
1986-87	Bowling Green	15-14	10-6	3	
1987-88	Bowling Green	12-16	7-9	t-5	
1988-89	Bowling Green	13-15	6-10	t-6	
1989-90	Bowling Green	18-11	9-7	t-3	NIT 0-1
1990-91	Bowling Green	17-13	9-7	t-4	NIT 0-1
1991-92	Bowling Green	14-15	8-8	5	
1992-93	Bowling Green	11-16	8-10	t-6	
1993-94	Bowling Green	18-10	12-6	t-2	
1994-95	Bowling Green	16-11	10-8	t-5	
1995-96	Bowling Green	14-13	9-9	t-6	
1996-97	Bowling Green	22-10	13-5	t-1	NIT 0-1
1997-98	George Mason	9-18	6-10	6	
1998-99	George Mason	19-11	13-3	1	NCAA 0-1
1999-00	George Mason	19-11	12-4	t-1	
2000-01	George Mason	18-12	11-5	3	NCAA 0-1
2001-02	George Mason	19-10	13-5	2	NIT 0-1
2002-03	George Mason	16-12	11-7	4	
2003-04	George Mason	23-10	12-6	3	NIT 2-1
2004-05	George Mason	16-13	10-8	6	
2005-06	George Mason	27-8	15-3	t-1	NCAA 4-1
2006-07	George Mason	18-15	9-9	5	
2007-08	George Mason	23-11	12-6	2	NCAA 0-1
2008-09	George Mason	22-11	13-5	2	NIT 0-1
2009-10	George Mason	17-15	12-6	4	CIT 0-1
2010-11	George Mason	27-7	16-2	1	NCAA 1-1
2011-12	Miami	20-13	9-7	t-4	NIT 1-1
2012-13	Miami	29-7	15-3	1	NCAA 2-1
2013-14	Miami	17-16	7-11	10	
2014-15	Miami	25-13	10-8	6	NIT 4-1
2015-16	Miami	27-8	13-5	t-2	NCAA 2-1
2016-17	Miami	10-2			
	Overall	598-393	320-198	16-16	
					NCAA 9-7
					NIT 7-8
					CIT 0-1

Years	Team	Record	W/L Pct.
2 years	American International	27-26	.509
11 years	Bowling Green	170-144	.541
14 years	George Mason	273-164	.625
6th year	Miami	128-59	.684
33rd year		598-393	.603

## WINNINGEST COACHES AT MAJOR SCHOOLS

\*Totals listed are prior to the 2016-17 season

	Name	*Total Wins
1.	Mike Krzyzewski	1,043
2.	Jim Boeheim	884
3.	Bob Knight	899
4.	Dean Smith	879
5.	Jim Calhoun	877
6.	Adolph Rupp	876
7.	Eddie Sutton	806
8.	Lefty Driesell	786
9.	Roy Williams	783
10.	Lute Olson	776
11.	Lou Henson	775
12.	Jerry Tarkanian	761
13.	E.A. Diddle	759
14.	Hank Iba	752
15.	Rick Pitino	743
16.	Ray Meyer	724
17.	Phog Allen	719
	Don Haskins	719
	Bob Huggins	719
	Cliff Ellis	715
20.	Mike Montgomery	676
21.	Denny Crum	675
22.	Ralph Miller	674
23.	Gary Williams	668
24.	John Wooden	664
25.	John Calipari	662
26.	Hugh Durham	634
27.	Norm Stewart	634
	Stew Morrill	620
29.	Rick Barnes	619
30.	Billy Tubbs	609
31.	Slats Gill	599
32.	Tom Davis	597
33.	John Thompson	596
34.	Thomas Penders	594
35.	Guy Lewis	592
36.	Bill Self	592
37.	Lon Kruger	590
38.	Bobby Cremins	586
39.	Gale Catlett	565
40.	Dana Altman	564
41.	<b>42. Jim Larrañaga</b>	<b>560</b>
42.	Tony Hinkle	558
43.	Norm Sloan	558
	Tubby Smith	557
45.	Steve Fisher	552
46.	Gene Keady	550
47.	Frank McGuire	549
48.	Dave Bliss	526
49.	Lou Carnesecca	526

Official Basketball Box Score -- Game Totals -- Final Statistics

Barry 62

Table with columns: Player, FG, 3-PT, FT, Rebounds, PF, TP, A To Bk, Stl, Min. Lists player stats for Barry 62.

FG % 1st Half: 10-32 31.3% 2nd Half: 10-28 35.7% 3FG % 1st Half: 5-14 35.7% 2nd Half: 8-21 38.1% FT % 1st Half: 6-8 75.0% 2nd Half: 3-4 75.0%

Miami 73

Table with columns: Player, FG, 3-PT, FT, Rebounds, PF, TP, A To Bk, Stl, Min. Lists player stats for Miami 73.

FG % 1st Half: 14-25 56.0% 2nd Half: 11-23 47.8% 3FG % 1st Half: 4-7 57.1% 2nd Half: 5-15 33.3% FT % 1st Half: 8-11 72.7% 2nd Half: 10-15 66.7%

Officials: Louie Andrankos, Jeff Nichols, Trey Styons Technical fouls: Barry-None, Miami-None Attendance: 6542

Score by periods table with columns: 1st, 2nd, Total. Shows scores for Barry and Miami.

Barry FG - Barry MB led for 00:00, UF led for 39:19. Largest lead - Barry MB led for 00:00, UF led for 39:19. WCU led for 00:00, UM led for 32:02.

Official Basketball Box Score -- Game Totals -- Final Statistics

Western Carolina vs Miami

Table with columns: Player, FG, 3-PT, FT, Rebounds, PF, TP, A To Bk, Stl, Min. Lists player stats for Western Carolina vs Miami.

FG % 1st Half: 8-35 22.9% 2nd Half: 9-32 28.1% 3FG % 1st Half: 2-15 13.3% 2nd Half: 5-18 27.8% FT % 1st Half: 0-1 0.0% 2nd Half: 4-2 100.0%

Miami 92 • 1-0

Table with columns: Player, FG, 3-PT, FT, Rebounds, PF, TP, A To Bk, Stl, Min. Lists player stats for Miami 92.

FG % 1st Half: 14-33 42.4% 2nd Half: 17-29 58.6% 3FG % 1st Half: 4-9 44.4% 2nd Half: 1-4 25.0% FT % 1st Half: 9-15 60.0% 2nd Half: 2-1 50.0%

Officials: Bill Covington Jr., Sean Hill, Bill McCarthy Technical fouls: Western Carolina-None, Miami-None Attendance: 6542

Score by periods table with columns: 1st, 2nd, Total. Shows scores for Western Carolina and Miami.

Barry FG - WCU led for 00:00, UM led for 00:00. Largest lead - WCU led for 00:00, UM led for 00:00.

Official Basketball Box Score -- Game Totals -- Final Statistics

Miami vs North Florida

Table with columns: Player, FG, 3-PT, FT, Rebounds, PF, TP, A To Bk, Stl, Min. Lists player stats for Miami vs North Florida.

FG % 1st Half: 19-37 51.4% 2nd Half: 19-31 61.1% 3FG % 1st Half: 6-11 54.5% 2nd Half: 9-9 100.0% FT % 1st Half: 4-7 57.1% 2nd Half: 9-9 100.0%

North Florida 56 • 1-2

Table with columns: Player, FG, 3-PT, FT, Rebounds, PF, TP, A To Bk, Stl, Min. Lists player stats for North Florida 56.

FG % 1st Half: 8-27 29.6% 2nd Half: 17-34 50.0% 3FG % 1st Half: 1-10 10.0% 2nd Half: 6-14 42.9% FT % 1st Half: 3-5 60.0% 2nd Half: 4-8 50.0%

Officials: Jeffery Anderson, John Higgins, Alfred Smith Technical fouls: Miami-Davon Reed, North Florida-DAVENPORT, Chris. Attendance: 3148

Score by periods table with columns: 1st, 2nd, Total. Shows scores for Miami and North Florida.

Last FG - UM 2nd-01:05, UM 2nd-00:00. Largest lead - UM led for 00:00, UF led for 00:00.

Official Basketball Box Score -- Game Totals -- Final Statistics

Miami vs Miami

Table with columns: Player, FG, 3-PT, FT, Rebounds, PF, TP, A To Bk, Stl, Min. Lists player stats for Miami vs Miami.

FG % 1st Half: 9-28 32.1% 2nd Half: 13-28 46.4% 3FG % 1st Half: 3-13 23.1% 2nd Half: 6-10 60.0% FT % 1st Half: 3-3 100.0% 2nd Half: 7-11 63.6%

Miami 74 • 3-0

Table with columns: Player, FG, 3-PT, FT, Rebounds, PF, TP, A To Bk, Stl, Min. Lists player stats for Miami 74.

FG % 1st Half: 12-36 33.3% 2nd Half: 16-26 61.5% 3FG % 1st Half: 5-13 38.5% 2nd Half: 5-12 41.7% FT % 1st Half: 3-3 100.0% 2nd Half: 9-10 90.0%

Officials: Ted Valentine, Patrick Adams, Bert Smith Technical fouls: Penn-None, Miami-None Attendance: 6753

Score by periods table with columns: 1st, 2nd, Total. Shows scores for Penn and Miami.

Last FG - PENN 2nd-04:15, UM 2nd-04:15. Largest lead - PENN by 14-16:13, UM by 23:00:08.

Official Basketball Box Score -- Game Totals -- Final Statistics

STANFORD vs Miami

Table with columns: Player, FG, 3-PT, FT, Rebounds, PF, TP, A To Bk, Stl, Min. Lists player stats for Stanford vs Miami.

FG % 1st Half: 11-27 40.7% 2nd Half: 10-24 41.7% 3FG % 1st Half: 3-9 33.3% 2nd Half: 0-5 0.0% FT % 1st Half: 2-2 100.0% 2nd Half: 6-9 66.7%

Miami 67 • 4-1

Table with columns: Player, FG, 3-PT, FT, Rebounds, PF, TP, A To Bk, Stl, Min. Lists player stats for Miami 67.

FG % 1st Half: 8-26 30.8% 2nd Half: 12-24 50.0% 3FG % 1st Half: 3-9 33.3% 2nd Half: 3-10 30.0% FT % 1st Half: 4-6 66.7% 2nd Half: 10-14 71.4%

Officials: Karl Hess, Terry Wymer, Ron Tyburski Technical fouls: STANFORD-None, Miami-None Attendance: 2436

Score by periods table with columns: 1st, 2nd, Total. Shows scores for Stanford and Miami.

Last FG - STANFORD 2nd-06:15, UM 2nd-02:31. Largest lead - STANFORD by 9-10:06:59, UM by 14:20:00:23.

Official Basketball Box Score -- Game Totals -- Final Statistics

Iowa State vs Miami

Table with columns: Player, FG, 3-PT, FT, Rebounds, PF, TP, A To Bk, Stl, Min. Lists player stats for Iowa State vs Miami.

FG % 1st Half: 12-30 40.0% 2nd Half: 13-31 41.9% 3FG % 1st Half: 6-9 66.7% 2nd Half: 7-11 63.6% FT % 1st Half: 7-7 100.0% 2nd Half: 10-11 90.9%

Miami 56 • 4-1

Table with columns: Player, FG, 3-PT, FT, Rebounds, PF, TP, A To Bk, Stl, Min. Lists player stats for Miami 56.

FG % 1st Half: 10-25 40.0% 2nd Half: 12-31 38.7% 3FG % 1st Half: 2-9 22.2% 2nd Half: 5-10 50.0% FT % 1st Half: 9-9 100.0% 2nd Half: 10-11 90.9%

Officials: James Breeding, Tim Nestor, Brent Hampton Technical fouls: Iowa State-Miami, Miami-None Attendance: 4366

Score by periods table with columns: 1st, 2nd, Total. Shows scores for Iowa State and Miami.

Last FG - ISU 2nd-01:20, UM 2nd-00:32. Largest lead - ISU by 21:20:01:20, UM by 5:10:10:48.

Official Basketball Box Score -- Game Totals -- Final Statistics

Miami vs Florida

Table with columns: Player, FG, 3-PT, FT, Rebounds, PF, TP, A To Bk, Stl, Min. Lists player stats for Miami vs Florida.

FG % 1st Half: 11-29 37.9% 2nd Half: 14-32 43.8% 3FG % 1st Half: 2-7 28.6% 2nd Half: 4-14 28.6% FT % 1st Half: 6-9 66.7% 2nd Half: 0-0 0.0%

Florida 65 • 6-1

Table with columns: Player, FG, 3-PT, FT, Rebounds, PF, TP, A To Bk, Stl, Min. Lists player stats for Florida 65.

FG % 1st Half: 13-28 46.4% 2nd Half: 11-24 45.8% 3FG % 1st Half: 3-7 42.9% 2nd Half: 3-9 33.3% FT % 1st Half: 5-8 62.5% 2nd Half: 9-12 75.0%

Officials: Zoltan Steed, Brent Hampton, Chris Beaver Technical fouls: Miami-None, Florida-None Attendance: 6753

Score by periods table with columns: 1st, 2nd, Total. Shows scores for Miami and Florida.

Last FG - UM 2nd-00:40, UF 2nd-01:28. Largest lead - UM by 8-10:14:50, UF by 10:20:00:47.

Official Basketball Box Score -- Game Totals -- Final Statistics

Rutgers vs Miami

Table with columns: Player, FG, 3-PT, FT, Rebounds, PF, TP, A To Bk, Stl, Min. Lists player stats for Rutgers vs Miami.

FG % 1st Half: 10-32 31.3% 2nd Half: 13-31 41.9% 3FG % 1st Half: 0-6 0.0% 2nd Half: 3-10 30.0% FT % 1st Half: 8-10 80.0% 2nd Half: 4-6 66.7%

Miami 73 • 5-2

Table with columns: Player, FG, 3-PT, FT, Rebounds, PF, TP, A To Bk, Stl, Min. Lists player stats for Miami 73.

FG % 1st Half: 10-32 31.3% 2nd Half: 13-31 41.9% 3FG % 1st Half: 0-6 0.0% 2nd Half: 3-10 30.0% FT % 1st Half: 8-10 80.0% 2nd Half: 4-6 66.7%

Officials: Tim Clougherty, Tim Nestor, Ted Valentine Technical fouls: Rutgers-None, Miami-None Attendance: 7064

Score by periods table with columns: 1st, 2nd, Total. Shows scores for Rutgers and Miami.

Last FG - Rutgers led for 00:21, UM led for 39:11. Largest lead - Rutgers led for 00:21, UM led for 39:11.

Official Basketball Box Score -- Game Totals -- Final Statistics

Wofford vs Miami

Table with columns: Player, FG, 3-PT, FT, Rebounds, PF, TP, A To Bk, Stl, Min. Lists player stats for Wofford vs Miami.

FG % 1st Half: 10-31 32.3% 2nd Half: 11-27 40.7% 3FG % 1st Half: 2-13 15.4% 2nd Half: 3-10 30.0% FT % 1st Half: 2-2 100.0% 2nd Half: 16-13 61.5%

Miami 74 • 6-2

Table with columns: Player, FG, 3-PT, FT, Rebounds, PF, TP, A To Bk, Stl, Min. Lists player stats for Miami 74.

FG % 1st Half: 15-26 57.7% 2nd Half: 9-22 40.9% 3FG % 1st Half: 3-6 50.0% 2nd Half: 4-9 44.4% FT % 1st Half: 3-5 60.0% 2nd Half: 16-16 100.0%

Officials: Bill McCarthy, Louie Andrankos, Justin Porterfield Technical fouls: Wofford-None, Miami-None Attendance: 6753

Score by periods table with columns: 1st, 2nd, Total. Shows scores for Wofford and Miami.

Last FG - WOFF 2nd-01:33, UM 2nd-01:34. Largest lead - WOFF None, UM by 00:10:10:46.





Official Basketball Box Score -- Game Totals -- Final Statistics

South Carolina State vs Miami  
12-06-16 7:02 PM at Watson Center | Coral Gables, Fla.

South Carolina State 46 • 2-6

Table with columns: #, Player, FG, FGA, 3-PT, FT, FTA, Rebounds (Off, Def, Tot), PF, TP, A, TO, Blk, Stl, Min. Includes player stats for STEPHENS, Edward, RILEY, Tashombe, POWELL, Rayvon Janai, etc.

FG % 1st Half: 6-27 22.2% 2nd half: 12-35 34.3% Game: 18-62 29.0% 3FG % 1st Half: 2-5 40.0% 2nd half: 2-9 22.2% Game: 4-14 28.6% FT % 1st Half: 0-0 0.0% 2nd half: 6-8 75.0% Game: 6-8 75.0%

Miami 82 • 7-2

Table with columns: #, Player, FG, FGA, 3-PT, FT, FTA, Rebounds (Off, Def, Tot), PF, TP, A, TO, Blk, Stl, Min. Includes player stats for JaQuan Newton, Davon Reed, Bruce Brown, etc.

FG % 1st Half: 17-30 56.7% 2nd half: 14-28 50.0% Game: 31-58 53.4% 3FG % 1st Half: 5-13 38.5% 2nd half: 5-12 41.7% Game: 10-25 40.0% FT % 1st Half: 3-6 50.0% 2nd half: 7-10 70.0% Game: 10-16 62.5%

Officials: Tony Greene, Sean Hull, Raymond Styons Jr. Technical fouls: South Carolina State-RICHARDSON,James. Miami-None. Attendance: 6489

Score by periods table with columns: 1st, 2nd, Total. South Carolina State: 14, 32, 46. Miami: 42, 40, 82.

Last FG - SCSUM 2nd-00:50, UM 2nd-02:59. Largest lead - SCSUM None, UM by 39 2nd-02:59. SCSUM led for 00:00, UM led for 35:14. Game was tied for 00:46.

Official Basketball Box Score -- Game Totals -- Final Statistics

Florida Atlantic vs Miami  
12-16-16 7 p.m. at Watson Center | Coral Gables, Fla.

Florida Atlantic 56 • 3-6

Table with columns: #, Player, FG, FGA, 3-PT, FT, FTA, Rebounds (Off, Def, Tot), PF, TP, A, TO, Blk, Stl, Min. Includes player stats for Cylia, Jeantal, Rutherford, Nick, Booker, Frank, etc.

FG % 1st Half: 6-25 24.0% 2nd half: 13-32 40.6% Game: 19-57 33.3% 3FG % 1st Half: 1-7 14.3% 2nd half: 2-10 20.0% Game: 3-17 17.6% FT % 1st Half: 11-13 84.6% 2nd half: 4-5 80.0% Game: 15-18 83.3%

Miami 76 • 8-2

Table with columns: #, Player, FG, FGA, 3-PT, FT, FTA, Rebounds (Off, Def, Tot), PF, TP, A, TO, Blk, Stl, Min. Includes player stats for JaQuan Newton, Davon Reed, Bruce Brown, etc.

FG % 1st Half: 12-26 46.2% 2nd half: 13-29 44.8% Game: 25-55 45.5% 3FG % 1st Half: 5-11 45.5% 2nd half: 3-8 37.5% Game: 8-19 42.1% FT % 1st Half: 10-12 83.3% 2nd half: 8-15 53.3% Game: 18-27 66.7%

Officials: James Luckie, Mike Stuart, Bert Smith Technical fouls: Florida Atlantic-None. Miami-None. Attendance: 6857

Score by periods table with columns: 1st, 2nd, Total. Florida Atlantic: 24, 32, 56. Miami: 39, 37, 76.

Last FG - FAU 2nd-00:45, UM 2nd-00:56. Largest lead - FAU by 2 1st-16:15, UM by 25 2nd-03:30. FAU led for 01:39, UM led for 35:21. Game was tied for 00:00.

Official Basketball Box Score -- Game Totals -- Final Statistics

George Washington vs Miami  
12-22-16 7:00 at Watson Center

George Washington 64 • 8-5 (0-0)

Table with columns: #, Player, FG, FGA, 3-PT, FT, FTA, Rebounds (Off, Def, Tot), PF, TP, A, TO, Blk, Stl, Min. Includes player stats for TORO, Armando, CAVANAUGH, Tyler, SMITH, Collin, etc.

FG % 1st Half: 11-24 45.8% 2nd half: 12-32 37.5% Game: 23-56 41.1% 3FG % 1st Half: 4-10 40.0% 2nd half: 3-12 25.0% Game: 7-22 31.8% FT % 1st Half: 4-5 80.0% 2nd half: 7-10 70.0% Game: 11-15 73.3%

Miami 72 • 9-2 (0-0)

Table with columns: #, Player, FG, FGA, 3-PT, FT, FTA, Rebounds (Off, Def, Tot), PF, TP, A, TO, Blk, Stl, Min. Includes player stats for Dewuan Huell, Kamari Murphy, JaQuan Newton, etc.

FG % 1st Half: 15-31 48.4% 2nd half: 10-26 38.5% Game: 25-57 43.9% 3FG % 1st Half: 6-10 60.0% 2nd half: 1-4 25.0% Game: 7-14 50.0% FT % 1st Half: 2-2 100.0% 2nd half: 13-17 76.5% Game: 15-19 78.9%

Officials: Mike Eades, Ed Corbett, Clarence Armstrong Technical fouls: George Washington-None. Miami-None. Attendance: 6871

Score by periods table with columns: 1st, 2nd, Total. George Washington: 30, 34, 64. Miami: 38, 34, 72.

Last FG - GW 2nd-00:27, UM 2nd-01:01. Largest lead - GW by 2 1st-19:06, UM by 22 1st-08:35. GW led for 00:25, UM led for 37:34. Game was tied for 03:00.

Official Basketball Box Score -- Game Totals -- Final Statistics

Columbia vs Miami  
12-28-16 7 p.m. at Watson Center | Coral Gables, Fla.

Columbia 67 • 4-6

Table with columns: #, Player, FG, FGA, 3-PT, FT, FTA, Rebounds (Off, Def, Tot), PF, TP, A, TO, Blk, Stl, Min. Includes player stats for Cobry, Jeff, Petrasak, Luke, Smith, Mike, etc.

FG % 1st Half: 13-27 48.1% 2nd half: 13-28 46.4% Game: 26-55 47.3% 3FG % 1st Half: 6-13 46.2% 2nd half: 1-1 100.0% Game: 7-14 50.0% FT % 1st Half: 2-5 40.0% 2nd half: 9-11 81.8% Game: 11-16 68.8%

Miami 78 • 10-2

Table with columns: #, Player, FG, FGA, 3-PT, FT, FTA, Rebounds (Off, Def, Tot), PF, TP, A, TO, Blk, Stl, Min. Includes player stats for Dewuan Huell, Kamari Murphy, JaQuan Newton, etc.

FG % 1st Half: 15-26 57.7% 2nd half: 14-27 51.9% Game: 29-53 54.7% 3FG % 1st Half: 6-13 46.2% 2nd half: 2-7 28.6% Game: 8-20 40.0% FT % 1st Half: 5-9 55.6% 2nd half: 7-12 58.3% Game: 12-21 57.1%

Officials: Raymond Styons Jr., Ted Valentine, AJ Desai Technical fouls: Columbia-None. Miami-None. Attendance: 7045

Score by periods table with columns: 1st, 2nd, Total. Columbia: 31, 36, 67. Miami: 41, 37, 78.

Last FG - COL 2nd-02:22, UM 2nd-00:40. Largest lead - COL by 3 1st-10:47, UM by 23 1st-10:37. COL led for 00:59, UM led for 37:48. Game was tied for 01:13.

**U**  
**2016-17 MIAMI HURRICANES**



**0**

**JA'QUAN NEWTON**  
 Jr. | G | 6-2 | 187  
 Philadelphia, Pa.  
 Neumann-Goretti HS



**2**

**MIKE ROBINSON**  
 So. | G | 5-10 | 170  
 New Britain, Conn.  
 New Britain HS



**3**

**ANTHONY LAWRENCE, JR.**  
 So. | G | 6-7 | 210  
 St. Petersburg, Fla.  
 Lakewood Senior HS



**4**

**DEJAN "DJ" VASILJEVIC**  
 Fr. | G | 6-3 | 198  
 Melbourne, Australia  
 Australian Institute of Sport




**5**

**DAVON REED**  
 Sr. | G | 6-6 | 220  
 Ewing, N.J.  
 Princeton Day School



**11**

**BRUCE BROWN**  
 Fr. | G | 6-5 | 190  
 Boston, Mass.  
 Vermont Academy



**12**

**MICHAEL GILMORE**  
 Jr. | F | 6-8 | 208  
 Jacksonville, Fla.  
 VCU | Rickards HS



**14**

**RODNEY MILLER, JR.**  
 Fr. | C | 7-0 | 258  
 Laurelton, N.Y.  
 Oak Hill Academy



**15**

**EBUKA IZUNDU**  
 So. | C | 6-10 | 231  
 Charlotte, N.C. | Nigeria  
 Victory Christian Center



**20**

**DEWAN HUELL**  
 Fr. | F | 6-11 | 220  
 Miami, Fla.  
 Miami Norland HS




**21**

**KAMARI MURPHY**  
 Rsr. | F | 6-8 | 220  
 Brooklyn, N.Y.  
 Oklahoma State | IMG | Lincoln HS



**32**

**SAM WAARDENBURG**  
 Fr. | F | 6-9 | 205  
 Henderson, New Zealand  
 Rangitoto College HS



**35**

**CHRIS STOWELL**  
 Jr. | F | 6-6 | 208  
 Exeter, N.H.  
 Tilton School | Exeter




**JIM LARRAÑAGA**  
 Head Coach



**CHRIS CAPUTO**  
 Associate Head Coach




**JAMAL BRUNT**  
 Assistant Coach



**ADAM FISHER**  
 Assistant Coach



**JAMES JOHNSON**  
 Director of Operations



# 11 BRUCE BROWN

Fr. | 6-5 | 190 | Guard  
Boston, Mass. | Vermont Academy

As a freshman, recorded Miami's second triple double in program history with 11 points, 11 rebounds and 10 assists against SC State on Dec. 6, 2016.

ACC Rookie of the Week - Dec. 12, 2016

2016 Jordan Brand Classic All-American

- Playing both point guard and two guard at Miami.
- Feisty defender. Competitive mentality. Active rebounder from the guard position.
- Offensively can get past defenders and finish at the rim.
- Boasts a 6-8 wingspan.
- Bench: 275 lbs. Added 50 lbs on bench since arrival at UM in July 2016.
- Increased 185 bench from eight reps to 16 from July to October 2016.
- Vertical: 42-inches, on 3-step approach.
- Five-star shooting guard at Vermont Academy in Saxton's River, Vt. Played at Vermont Academy two seasons.
- Ranked No. 30 by ESPN, No. 44 per Scout and No. 49 by Rivals.
- Won 2016 New England Prep School Basketball Class AA State Tournament.
- Named 2016 NEPSAC Tournament MVP ... First Team All-NEPSAC.
- Nike Basketball Academy, the NBPA Top 100 Camp and Nike Elite 100.
- Second Team All-EYBL performer playing for Boston Amateur Basketball Club ... With BABC at the Peach Jam in 2015, averaged 15.6 points, 5.6 rebounds, 2.0 steals, 1.8 assists and 1.4 blocks per game.
- Multi-sport athlete at Wakefield High School two years ... Played wide receiver and strong safety on the football team ... Also played baseball and JV soccer.
- Born Aug. 15, 1996 in Boston. Son of Roberta Brown and Bruce Brown. Brother to 10 siblings. Cousin of Jalen Adams (UConn).
- Started playing basketball at age six, first dunk was in eighth grade.
- Recorded Miami's second triple double in program history with 11 points, 11 rebounds and 10 assists against SC State on Dec. 6, 2016, the same day his uncle passed away and the team played the game "for Bruce's uncle".

- Favorites: Athlete: Russell Westbrook. Athlete in another sport: Neymar. Pro sports team: Patriots. Meal: Fried chicken / mac & cheese. Midnight snack: Zebra cakes. Video game: FIFA. Ice Cream: Vanilla. Cereal: Frosted Cheerios. Movie: Friday. TV Show: SportsCenter.
- When I played ball as a kid, I pretended I was: Rajon Rondo. When I was little, I wanted to be a: Police officer.

Opposition	DOUBLE-DOUBLES		
	P	R	A
SC State	11	11	10
George Washington	14	12	

## BROWN HIGHS

### Points

Season: 15 (2x) last vs. Florida, 11/27/16

ACC:

### Rebounds

Season: 12, vs. Geo. Washington, 12/22/16

ACC:

### Assists

Season: 10, vs. SC State, 12/6/16

ACC:

### Steals

Season: 3 (3x) last vs. Columbia, 12/28/16

ACC:

### Blocked Shots

Season: 3, vs. Penn, 11/19/16

ACC:

### Field Goals

Season: 6 (2x) last vs. Florida, 11/27/16

ACC:

### Field Goal Attempts

Season: 13, vs. Florida, 11/27/16

ACC:

### Free Throws

Season: 6 (2x), last vs. Geo. Wash., 12/22/16

ACC:

### Free Throw Attempts

Season: 8, vs. FAU, 12/16/16

ACC:

### 3-Point Field Goals

Season: 2 (3x) last vs. Geo. Wash., 12/22/16

ACC:

### 3-Point Field Goal Attempts

Season: 4, vs. Florida, 11/27/16

ACC:

### Minutes

Season: 38, vs. FAU, 12/16/16


ACC:

## BROWN CAREER STATISTICS

Season	GP	GS	Min.	Avg.	3-Point			Free Throws			Rebounds				Scoring										
					FG	FGA	Pct.	FT	FTA	Pct.	Off.	Def.	Tot.	Avg.	PF	FO	Ast.	TO	Blk	Stl	Pts.	Avg.			
2016-17	12	8	35.4	29.5	43	99	.434	8	29	.276	32	43	.744	23	64	87	7.3	27	1	39	22	5	19	126	10.5

BROWN 2016-17		TOTAL				3-PTS			FREE THROWS			REBOUNDS												
Opponent	Date	GS	Min	FG	FGA	Pct	3FG	FGA	Pct	FT	FTA	Pct	Off	Def	Tot	Avg	PF	FO	A	TO	Blk	Stl	Pts	Avg
W Carolina	11-11-16		25	2	8	.250	0	2	.000	3	6	.500	1	7	8	8.0	0	0	5	1	1	0	7	7.0
at North Florida	11-16-16		25	3	7	.429	0	1	.000	1	2	.500	2	4	6	7.0	1	0	2	0	0	2	7	7.0
Penn	11-19-16	*	27	6	10	.600	1	3	.333	2	2	1.000	2	3	5	6.3	2	0	1	1	3	3	15	9.7
vs Stanford	11-24-16		22	3	8	.375	0	2	.000	4	6	.667	2	4	6	6.3	3	0	2	0	0	1	10	9.8
vs Iowa State	11-25-16		21	1	5	.200	0	2	.000	0	0	.000	2	5	7	6.4	5	1	2	4	0	1	2	8.2
vs Florida	11-27-16	*	35	6	13	.462	2	4	.500	1	2	.500	3	1	4	6.0	3	0	1	2	0	2	15	9.3
RUTGERS	11-30-16	*	28	4	6	.667	0	1	.000	3	3	1.000	2	7	9	6.4	3	0	2	5	0	0	11	9.6
vs Wofford	12-03-16	*	37	3	4	.750	2	3	.667	4	4	1.000	2	3	5	6.3	1	0	1	2	0	3	12	9.9
SC STATE	12-06-16	*	30	5	11	.455	0	3	.000	1	2	.500	3	8	11	6.8	3	0	10	2	0	2	11	10.0
FAU	12-16-16	*	38	4	11	.364	0	3	.000	6	8	.750	2	6	8	6.9	2	0	6	2	0	2	14	10.4
GEO. WASH.	12-22-16	*	33	3	9	.333	2	2	1.000	6	6	1.000	2	10	12	7.4	1	0	2	0	0	0	14	10.7
COLUMBIA	12-28-16	*	33	3	7	.429	1	3	.333	1	2	.500	0	6	6	7.3	3	0	5	3	1	3	8	10.5





# 20 DEWAN HUELL

Fr. | 6-11 | 220 | Forward  
Miami, Fla. | Miami Norland HS

## 2016 McDonald's All-American

- Name is pronounced Duh-wan Hue-ull
- Five-star, top-25 power forward from local Norland High in Miami, Fla.
- Explosive player with ability to dunk in traffic.
- Good touch around the rim, developing baby hook shot.
- Elevates above the defense to score.
- Weighed 214 lbs in July 2016, up to 227 lbs by October.
- Never lifted weights before coming to UM.
- Ranked the No. 21 player by ESPN, No. 23 by Rivals and No. 25 by Scout.
- Named top player in the state of Florida by Scout. Second in the state by ESPN and Rivals.
- Nike Elite 100, LeBron James Skills Academy, adidas Nations Atlanta, adidas Nations California, Elite 24 all-star game, UA All-America Camp and the NBPA Top 100 Camp. adidas US select U-18 team at adidas Eurocamp in Treviso, Italy.
- Played AAU ball for Team Breakdown.
- Led the Norland Vikings to three state championships.
- *Miami Herald* Class 9A-6A Male Athlete of the Year. Two-time *Miami Herald* Class 8A-6A Boy's Basketball Player of the Year.
- Averaged 16.5 points, 8.7 rebounds and 1.8 blocks per game as a senior. Posted 19.2 points and 9.1 rebounds as a junior, 10.9 ppg, 7.9 rpg as a sophomore and 4.8 ppg and 3.7 rpg as a freshman at Norland.
- Also was on the track team where he participated in the 800 meter run and the high jump.
- Chose hometown Miami over offers from Kansas, North Carolina, Florida State, Florida and Louisville.
- Nickname is Stretch.
- Born Dec. 9, 1996 in Miami. Son of Christina Fernandez. Brother to six siblings: Three brothers – Dewell, Dewanis and Dylan (deceased); Three sisters – Deanna, Charese and Brittany. Cousin to former Canes football player Duke Johnson.
- Majoring in sports management.

- Favorites: Athlete: LeBron James. Athlete in another sport: Floyd Mayweather. Song right now: Pray for 'em – Meek Mills. Pro sports team: Heat. Meal: Mom's lasagna. Midnight snack: Gushers. Ice Cream: Cookies and cream. Cereal: Fruit Loops. Movie: The Purge 3. TV Shows: Ballers, Power, Survivor's Remorse. Musical Artist: G Herbo.
- When I played ball as a kid, I pretended I was: LeBron. When I was little, I wanted to be: The President or an astronaut. Now my dream job is: Coach.

## HUELL HIGHS

### Points

Season: 15, at North Florida, 11/16/16

ACC:

### Rebounds

Season: 10, vs. FAU, 12/16/16

ACC:

### Assists

Season: 1 (2x) last vs. Florida, 11/27/16

ACC:

### Steals

Season: 2, vs. Rutgers, 11/30/16

ACC:

### Blocked Shots

Season: 2 (2x) last vs. Columbia, 12/28/16

ACC:

### Field Goals

Season: 6 (2x) last vs. Rutgers, 11/30/16

ACC:

### Field Goal Attempts

Season: 14, vs. Rutgers, 11/30/16

ACC:

### Free Throws

Season: 3 (2x) last at North Florida, 11/16/16

ACC:

### Free Throw Attempts

Season: 3 (2x) last at North Florida, 11/16/16

ACC:

### 3-Point Field Goals

Season: --

ACC:

### 3-Point Field Goal Attempts

Season: --

ACC:

### Minutes

Season: 25 (2x) last vs. Rutgers, 11/30/16

ACC:

## HUELL CAREER STATISTICS

Season	GP	GS	Min.	Avg. FG	FGA	Pct.	3-Point			Free Throws			Rebounds				Scoring							
							FG	FGA	Pct.	FT	FTA	Pct.	Off.	Def.	Tot.	Avg.	PF	FO	Ast.	TO	Blk	Stl	Pts.	Avg.
2016-17	12	6	248	20.7	39	.75	0	0	.000	15	19	.789	25	33	58	4.8	28	0	2	12	11	5	93	7.8

### HUELL 2016-17

Opponent	Date	GS	TOTAL				3-PTS			FREE THROWS			REBOUNDS				PF	FO	A	TO	Blk	Stl	Pts	Avg
			Min	FG	FGA	Pct	3FG	FGA	Pct	FT	FTA	Pct	Off	Def	Tot	Avg								
W Carolina	11-11-16		25	5	9	.556	0	0	.000	3	3	1.000	2	5	7	7.0	2	0	1	1	1	0	13	13.0
at North Florida	11-16-16		19	6	9	.667	0	0	.000	3	3	1.000	3	5	8	7.5	4	0	0	0	1	0	15	14.0
Penn	11-19-16		24	5	6	.833	0	0	.000	1	1	1.000	5	0	5	6.7	2	0	0	2	0	0	11	13.0
vs Stanford	11-24-16		19	1	1	1.000	0	0	.000	1	2	.500	1	2	3	5.8	2	0	0	0	0	1	3	10.5
vs Iowa State	11-25-16		24	2	5	.400	0	0	.000	1	2	.500	2	4	6	5.8	4	0	0	1	1	0	5	9.4
vs Florida	11-27-16		22	4	9	.444	0	0	.000	2	2	1.000	3	3	6	5.8	2	0	1	2	1	0	10	9.5
RUTGERS	11-30-16	*	25	6	14	.429	0	0	.000	2	2	1.000	5	2	7	6.0	0	0	0	0	1	2	14	10.1
vs Wofford	12-03-16	*	13	1	3	.333	0	0	.000	0	0	.000	0	1	1	5.4	3	0	0	3	0	0	2	9.1
SC STATE	12-06-16	*	18	2	2	1.000	0	0	.000	1	2	.500	0	3	3	5.1	3	0	0	2	2	1	5	8.7
FAU	12-16-16	*	24	4	10	.400	0	0	.000	1	2	.500	4	6	10	5.6	2	0	0	0	1	1	9	8.7
GEO. WASH.	12-22-16	*	18	1	5	.200	0	0	.000	0	0	.000	0	1	1	5.2	1	0	0	0	1	0	2	8.1
COLUMBIA	12-28-16	*	17	2	2	1.000	0	0	.000	0	0	.000	0	1	1	4.8	3	0	0	1	2	0	4	7.8



# 15 EBUKA IZUNDU

So. | 6-10 | 231 | Center  
Charlotte, N.C. | Lagos, Nigeria | Victory Christian Center

- First name Ebuka is pronounced E-boo-kuh. Last name is E-zoon-du.
- Born in Lagos, Nigeria. Speaks African language of Igbo.
- Moved to the United States in 2013, at age 17.
- Grew up playing soccer, then started playing basketball in 2011.
- Long and athletic body.
- Lefty with great touch around the basket.
- Potential to develop into a great ACC post scorer.
- 7-foot, 1-inch wingspan. Weighed 201 lbs as a freshman, weighed 231 in Oct. 2016.
- Benched 185 lbs upon arrival in Sept. 2015, up to 300 lbs in Oct. 2016.
- Increased 185 bench from one rep to 13 reps in one year.
- Six reps of 315 squat in Oct. 2016.
- As a freshman (2015-16) scored in double digits once with 11 points against Mississippi State in the Puerto Rico Classic.
- Signed with Charlotte, then was released from commitment after 49ers coach was let go.
- No. 134 player and No. 19 center in 2015 class by Rivals.com ... No. 70 player, No. 20 power forward and No. 5 player in North Carolina in 2015 class by 247Sports. First-team All-Charlotte Observer.
- Averaged 21.0 points, 15.0 rebounds and 6.0 blocks for Victory Christian Center School as a senior. Averaged 18.0 points, 12.0 rebounds and 6.0 blocks in junior season.
- Played AAU for Charlotte ACES
- In high school also played soccer and ran the 100 and 200 meters in track.
- Born June 28, 1996. Son of Emma and Ifeoma Izundu. One brother: Okwy; Four sisters: Chioma Ojo, Vivian, Chingo and Ifunaya.
- Majoring in sports administration.

- Favorites: Athlete: Kevin Durant. Athlete in another sport: Cristiano Ronaldo. Pro sports team: OKC Thunder. Meal: Rice, Chicken, Sweet plantains. Midnight snack: Chicken wings. Video game: Grand Theft Auto. Class at UM: Dance. Ice Cream: Strawberry. Cereal: Lucky Charms. Movie: Fast & Furious 6. TV Show: Game of Thrones. Musical Artist: Future.
- When I played ball as a kid, I pretended I was: Hakeem Olajuwon. When I was little, I wanted to be a: Soccer player. Now my dream job is: Own my own business.

## IZUNDU HIGHS

### Points

Season: 14, vs. Western Carolina, 11/11/16  
Career: 14, vs. Western Carolina, 11/11/16  
ACC: 6, at North Carolina, 2/20/16

### Rebounds

Season: 5 (2x) last vs. Wofford, 12/3/16  
Career: 7, vs. Mississippi State, 11/19  
ACC: 2, at North Carolina, 2/20/16

### Assists

Season: 1 (2x) last vs. Columbia, 12/28/16  
Career: 1 (5x) last vs. Columbia, 12/28/16  
ACC: 1, at North Carolina, 2/20/16

### Steals

Season: 1 (4x) last vs. Columbia, 12/28/16  
Career: 1 (6x), vs. Columbia, 12/28/16  
ACC: 1 (2x) last at North Carolina, 2/20/16

### Blocked Shots

Season: 3 (2x) last vs. SC State, 12/6/16  
Career: 3 (2x) last vs. SC State, 12/6/16  
ACC: 1 (2x) last at North Carolina, 2/20/16

### Field Goals

Season: 5, vs. Western Carolina, 11/11/16  
Career: 5, vs. Western Carolina, 11/11/16  
ACC: 1 (2x) last at North Carolina, 2/20/16

### Field Goal Attempts

Season: 7, vs. SC State, 12/6/16  
Career: 7, vs. SC State, 12/6/16  
ACC: 1 (2x) last at North Carolina, 2/20/16

### Free Throws

Season: 4 (2x) last vs. Geo. Wash., 12/22/16  
Career: 5, vs. Mississippi State, 11/19  
ACC: 4, at North Carolina, 2/20/16

### Free Throw Attempts

Season: 5, vs. Geo. Washington, 12/22/16  
Career: 7, vs. Mississippi State, 11/19  
ACC: 6, at North Carolina, 2/20/16

### 3-Point Field Goal Attempts

Career: --

### Minutes

Season: 20, vs. Geo. Washington, 12/22/16  
Career: 20, vs. Geo. Washington, 12/22/16  
ACC: 14, at North Carolina, 2/20/16

2015-16			
Opposition	P	R	A
UTRGV	0	0	0
Louisiana	0	0	0
vs. Miss. St.	11	7	0
vs. Utah	4	3	1
vs. Butler			DNP
Northeastern at Nebraska			DNP
Charlotte	0	0	1
Florida	0	1	0
Charleston at La Salle	1	0	0
Princeton	6	4	0
Syracuse			DNP
Florida State at Virginia			DNP
at Clemson	0	0	0
at Boston College			DNP
Wake Forest			DNP
DUKE			DNP
at NC State			DNP
Notre Dame at Georgia Tech			DNP
Pittsburgh	2	0	0
at Florida State	0	0	0
Virginia Tech	0	0	0
at North Carolina	6	2	1
Virginia			DNP
Louisville			DNP
at Notre Dame at Virginia Tech	2	0	0
vs. Virginia Tech			DNP
vs. Buffalo			DNP
vs. Wichita State			DNP
vs. Villanova	0	2	0

## IZUNDU CAREER STATISTICS

Season	GP	GS	Min.	Avg.	FG	FGA	Pct.	3-Point			Free Throws			Rebounds				Scoring							
								FG	FGA	Pct.	FT	FTA	Pct.	Off.	Def.	Tot.	Avg.	PF	FO	Ast.	TO	Blk	Stl	Pts.	Avg.
2015-16	15	0	79	5.3	10	16	.625	0	0	.000	12	19	.632	13	6	19	1.3	17	0	3	5	3	2	32	2.1
2016-17	11	4	125	11.4	22	32	.688	0	0	.000	16	19	.842	18	16	34	3.1	23	0	2	14	12	4	60	5.5
TOTAL	26	4	204	7.8	32	48	.667	0	0	.000	28	38	.737	31	22	53	2.0	40	0	5	19	15	6	92	3.5

## IZUNDU 2016-17

Opponent	Date	GS	TOTAL				3-PTS			FREE THROWS			REBOUNDS				PF	FO	A	TO	Blk	Stl	Pts	Avg
			Min	FG	FGA	Pct	3FG	FGA	Pct	FT	FTA	Pct	Off	Def	Tot	Avg								
W Carolina	11-11-16	*	13	5	5	1.000	0	0	.000	4	4	1.000	2	3	5	5.0	3	0	1	3	1	1	14	14.0
at North Florida	11-16-16	*	4	2	2	1.000	0	0	.000	0	0	.000	3	1	4	4.5	1	0	0	0	0	0	4	9.0
Penn	11-19-16		DNP - lower left extremity injury																					
vs Stanford	11-24-16	*	11	0	2	.000	0	0	.000	0	0	.000	2	1	3	4.0	2	0	0	1	1	0	0	6.0
vs Iowa State	11-25-16	*	9	0	0	.000	0	0	.000	0	0	.000	1	2	3	3.8	1	0	0	1	1	0	0	4.5
vs Florida	11-27-16		2	0	0	.000	0	0	.000	0	0	.000	0	0	0	3.0	2	0	0	0	0	0	0	3.6
RUTGERS	11-30-16		12	2	2	1.000	0	0	.000	0	0	.000	0	2	2	2.8	4	0	0	2	3	0	4	3.7
vs Wofford	12-03-16		15	3	5	.600	0	0	.000	3	4	.750	3	2	5	3.1	3	0	0	3	1	1	9	4.4
SC STATE	12-06-16		17	4	7	.571	0	0	.000	1	2	.500	2	1	3	3.1	0	0	0	1	3	0	9	5.0
FAU	12-16-16		6	0	0	.000	0	0	.000	2	2	1.000	1	1	2	3.0	4	0	0	3	0	1	2	4.7
GEO. WASH.	12-22-16		20	4	6	.667	0	0	.000	4	5	.800	3	1	4	3.1	1	0	0	0	1	0	12	5.4
COLUMBIA	12-28-16		16	2	3	.667	0	0	.000	2	2	1.000	1	2	3	3.1	2	0	1	0	1	1	6	5.5



# 3 ANTHONY LAWRENCE

So. | 6-7 | 210 | Guard  
St. Petersburg, Fla. | Lakewood Senior HS

- Nickname is Amp.
- Can play multiple positions. Was point guard in high school and plays small forward at Miami.
- Athletic and can attack the basket with authority.
- Son of a high school coach.
- Increased 185 bench to 18 reps as a sophomore, from 12 as a freshman.
- Benched personal best 320 lbs in Oct. 2016. Has added 15 lbs on bench since March 2016.
- Led Lakewood Senior High School team to the Class 5A state championship game as a junior. Scored 18 points in the championship game and totaled 25 rebounds in two state tournament games.
- Averaged 20 points and 13 rebounds as a junior at Lakewood. In sophomore campaign, averaged 21 points, eight rebounds and four steals.
- Listed as a three-star recruit by ESPN.
- Played AAU ball for Each 1 Teach 1 Elite.
- Also was on the track team in high school, participating in the high jump.
- Born Sept. 6, 1996 in St. Petersburg, Fla. Son of Anthony Sr. and Zelia One sister, Taylor.
- Father, Anthony Lawrence Sr., was a two-year letterman at Miami from 1991-93 and after college, played overseas in Portugal, Mexico and the Dominican Republic. Uncle, Patrick, also played at Miami from 1991-94.
- Majoring in sports administration.
- Played in first basketball game at age four.

- Favorites: Athlete: LeBron. Athlete in another sport: Lionel Messi. Pro sports team: Warriors. Meal: Crabs. Midnight snack: Gushers. Class at UM: Dance. Book: More than a Game – LeBron James. Ice Cream: Vanilla. Cereal: Captain Crunch with Crunch Berries. Movie: Friday. TV Show: Martin. Musical Artist: Young Thug.
- When I played ball as a kid, I pretended I was: LeBron. My first job was: Swept floors at a barber shop. When I was little, I wanted to be a: Rapper or NBA player. Now my dream job is: Rapper.

2015-16			
Opposition	P	R	A
UTRGV	1	2	0
Louisiana	12	6	4
vs. Miss. St.	10	4	2
vs. Utah	0	0	2
vs. Butler	7	1	1
Northeastern	0	1	0
at Nebraska	13	7	0
Charlotte	9	1	1
Florida	DNP		
Charleston	11	2	1
at La Salle	2	2	3
Princeton	0	1	0
Syracuse	1	2	0
Florida State	0	0	0
at Virginia	0	1	0
at Clemson	3	1	0
at Boston College	0	0	1
Wake Forest	0	0	0
DUKE	DNP		
at NC State	0	0	0
Notre Dame	18	2	0
at Georgia Tech	5	3	3
Pittsburgh	2	1	0
at Florida State	3	1	1
Virginia Tech	5	2	0
at North Carolina	11	4	2
Virginia	1	3	2
Louisville	3	2	1
at Notre Dame	0	1	2
at Virginia Tech	2	4	0
vs. Virginia Tech	4	2	1
vs. Virginia	5	4	0
vs. Buffalo	0	0	0
vs. Wichita State	0	2	0
vs. Villanova	8	1	0

## LAWRENCE, JR. HIGHS

### Points

Season: 18, vs. Stanford, 11/24/16  
Career: 18 (2x) last vs. Stanford, 11/24/16 6  
ACC: 18, vs. Notre Dame, 2/3/16

### Rebounds

Season: 7, vs. SC State, 12/6/16  
Career: 7 (2x) last vs. SC State, 12/6/16  
ACC: 4 (2x) last at Virginia Tech, 3/5/16

### Assists

Season: 3, vs. Western Carolina, 11/11/16  
Career: 4, vs. Louisiana, 11/16/15  
ACC: 3, at Georgia Tech, 2/7/16

### Steals

Season: 4 (2x) last vs. Stanford, 11/24/16  
Career: 4 (2x) last vs. Stanford, 11/24/16  
ACC: 1 (6x) last at Notre Dame, 3/2/16

### Blocked Shots

Season: 3, vs. Western Carolina, 11/11/16  
Career: 3, vs. Western Carolina, 11/11/16  
ACC: 2 (2x) last vs. Virginia Tech, 2/17/16

### Field Goals

Season: 6, vs. Stanford, 11/24/16  
Career: 6, vs. Stanford, 11/24/16  
ACC: 5, vs. Notre Dame, 2/3/16

### Field Goal Attempts

Season: 9, vs. Stanford, 11/24/16  
Career: 9, vs. Stanford, 11/24/16  
ACC: 6, vs. Notre Dame, 2/3/16

### Free Throws

Season: 4, vs. Iowa State, 11/25/16  
Career: 5, vs. Louisiana, 11/16/15  
ACC: 4, vs. Notre Dame, 2/3/16

### Free Throw Attempts

Season: 5 (2x) last vs. Columbia, 12/28/16  
Career: 6 (2x) last vs. Mississippi State, 11/19/15  
ACC: 5, vs. Notre Dame, 2/3/16

### 3-Point Field Goals

Season: 3 (2x) last vs. FAU, 12/16/16  
Career: 4, vs. Notre Dame, 2/3/16  
ACC: 4, vs. Notre Dame, 2/3/16

### 3-Point Field Goal Attempts

Season: 6, vs. Stanford, 11/24/16  
Career: 6, vs. Stanford, 11/24/16  
ACC: 4, vs. Notre Dame, 2/3/16

### Minutes

Season: 33, vs. Penn, 11/19/16  
Career: 31, at North Florida, 11/16/16  
ACC: 23, at North Carolina, 2/20/16

## LAWRENCE CAREER STATISTICS

Season	GP	GS	Min.	Avg.	3-Point			Free Throws			Rebounds				Scoring										
					FG	FGA	Pct.	FT	FTA	Pct.	Off.	Def.	Tot.	Avg.	PF	FO	Ast.	TO	Blk	Stl	Pts.	Avg.			
2015-16	33	0	397	12.0	47	92	.511	18	42	.429	24	40	.600	29	34	63	1.9	39	0	27	13	11	17	136	4.1
2016-17	12	6	293	24.4	28	61	.459	11	29	.379	18	26	.692	9	42	51	4.3	30	1	15	21	9	21	85	7.1
TOTAL	45	6	690	15.3	75	153	.490	29	71	.408	42	66	.636	38	76	114	2.5	69	1	42	34	20	38	221	4.9

## LAWRENCE 2016-17

Opponent	Date	GS	Min	TOTAL			3-PTS			FREE THROWS			REBOUNDS				PF	FO	A	TO	Blk	Stl	Pts	Avg
				FG	FGA	Pct	3FG	FGA	Pct	FT	FTA	Pct	Off	Def	Tot	Avg								
W Carolina	11-11-16	*	23	3	5	.600	1	1	1.000	1	1	1.000	1	5	6	6.0	2	0	3	1	3	3	8	8.0
at North Florida	11-16-16	*	31	4	8	.500	1	3	.333	1	2	.500	1	4	5	5.5	1	0	2	4	1	1	10	9.0
Penn	11-19-16	*	33	0	3	.000	0	1	.000	0	0	.000	0	3	3	4.7	3	0	2	3	1	4	0	6.0
vs Stanford	11-24-16	*	24	6	9	.667	3	6	.500	3	3	1.000	0	3	3	4.3	3	0	1	2	0	4	18	9.0
vs Iowa State	11-25-16	*	24	1	6	.167	0	2	.000	4	5	.800	0	2	2	3.8	4	0	0	2	0	1	6	8.4
vs Florida	11-27-16	*	20	1	4	.250	0	3	.000	0	0	.000	0	3	3	3.7	5	1	2	1	0	1	2	7.3
RUTGERS	11-30-16		25	2	6	.333	1	4	.250	3	4	.750	0	4	4	3.7	0	0	0	1	0	2	8	7.4
vs Wofford	12-03-16		17	1	2	.500	1	2	.500	0	0	.000	0	5	5	3.9	1	0	1	2	0	0	3	6.9
SC STATE	12-06-16		23	1	4	.250	1	3	.333	2	2	1.000	1	6	7	4.2	2	0	1	0	1	0	5	6.7
FAU	12-16-16		23	4	5	.800	3	3	1.000	2	4	.500	3	3	6	4.4	3	0	0	1	0	1	13	7.3
GEO. WASH.	12-22-16		21	1	3	.333	0	0	.000	0	0	.000	0	2	2	4.2	3	0	2	1	1	1	2	6.8
COLUMBIA	12-28-16		29	4	6	.667	0	1	.000	2	5	.400	3	2	5	4.3	3	0	1	3	2	3	10	7.1





# 14 RODNEY MILLER

Fr. | 7-0 | 258 | Center  
Laurelton, N.Y. | Oak Hill Academy (Va.)

- Soft touch around the rim.
  - Never lifted weights in high school. Increased 185 bench from one rep to four reps in three months.
  - Consensus four-star recruit, ranked No. 90 overall by Scout.com and No. 96 by 247.com. As a center, was ranked No. 15 by ESPN and No. 17 by Scout.com.
  - Has a 7-foot-1-inch wingspan.
  - Played AAU ball for the NY Lightning.
  - In 2014 participated in the Nike Elite 100.
  - On Oak Hill's Honor Court, a leadership committee where student members are chosen by the administration for their citizenship and sound ethical and moral judgment.
  - Also played baseball and water polo in school.
  - Played freshman season at St. Benedict's (N.J.).
  - Born Dec. 29, 1996. Son of Maria and Rodney Miller, Sr. Brother to Sasha.
  - Majoring in business and finance.
  - Started playing basketball at age 11 and first dunk was at age 12, in the Rucker League.
- Favorites: Athlete: Bill Russell. Athlete in another sport: Cristiano Ronaldo. Pro sports team: NY Knicks. Meal: Mom's meatloaf / mashed potatoes. Midnight snack: Honey Bun. Class at UM: Public Speaking. Ice Cream: Rocky Road. Cereal: Cinnamon Toast Crunch. Movie: Space Jam. TV Show: The Flash.
- No one can believe I watch: Naruto (anime). My dream job is: Businessman in NBA.

## MILLER HIGHS

### Points

Season: 5, vs. Western Carolina, 11/11/16  
ACC:

### Rebounds

Season: 3, at North Florida, 11/16/16  
ACC:

### Assists

Season: --  
ACC:

### Steals

Season: --  
ACC:

### Blocked Shots

Season: --  
ACC:

### Field Goals

Season: 2, at North Florida, 11/16/16  
ACC:

### Field Goal Attempts

Season: 4, vs. Western Carolina, 11/11/16  
ACC:

### Free Throws

Season: 3, vs. Western Carolina, 11/11/16  
ACC:

### Free Throw Attempts

Season: 6, vs. Western Carolina, 11/11/16  
ACC:

### 3-Point Field Goals

Season: --  
ACC:

### 3-Point Field Goal Attempts

Season: --  
ACC:

### Minutes

Season: 11, at North Florida, 11/16/16  
ACC:

## MILLER CAREER STATISTICS

Season	GP	GS	Min.	Avg.	3-Point			Free Throws			Rebounds				Scoring										
					FG	FGA	Pct.	FT	FTA	Pct.	Off.	Def.	Tot.	Avg.	PF	FO	Ast.	TO	Blk	Stl	Pts.	Avg.			
2016-17	7	0	38	5.4	4	7	.571	0	0	.000	3	7	.429	3	4	7	1.0	5	0	0	1	0	0	11	1.6

### MILLER 2016-17

Opponent	Date	GS	Min	TOTAL			3-PTS			FREE THROWS			REBOUNDS				PF	FO	A	TO	Blk	Stl	Pts	Avg
				FG	FGA	Pct	3FG	FGA	Pct	FT	FTA	Pct	Off	Def	Tot	Avg								
W Carolina	11-11-16	10	1	4	.250	0	0	.000	3	6	.500	2	0	2	2.0	1	0	0	0	0	0	5	5.0	
at North Florida	11-16-16	11	2	2	1.000	0	0	.000	0	0	.000	1	2	3	2.5	2	0	0	0	0	0	4	4.5	
Penn	11-19-16	4	1	1	1.000	0	0	.000	0	0	.000	0	0	0	1.7	1	0	0	0	0	0	2	3.7	
vs Stanford	11-24-16	DNP																						
vs Iowa State	11-25-16	DNP																						
vs Florida	11-27-16	1	0	0	.000	0	0	.000	0	0	.000	0	0	0	1.3	0	0	0	0	0	0	0	2.8	
RUTGERS	11-30-16	2	0	0	.000	0	0	.000	0	1	.000	0	0	0	1.0	1	0	0	0	0	0	0	2.2	
vs Wofford	12-03-16	DNP																						
SC STATE	12-06-16	7	0	0	.000	0	0	.000	0	0	.000	0	2	2	1.2	0	0	0	1	0	0	0	1.8	
FAU	12-16-16	3	0	0	.000	0	0	.000	0	0	.000	0	0	0	1.0	0	0	0	0	0	0	0	1.6	
GEO. WASH.	12-22-16	DNP																						
COLUMBIA	12-28-16	DNP																						



# 21 KAMARI MURPHY

RSr. | 6-8 | 220 | Forward

Brooklyn, N.Y. | Oklahoma State | IMG | Lincoln HS

### Miami Hoophall Invitational MVP, 2016

- First name pronounced Kuh-mar-EE.
- Explosive athlete with pogo-stick type hops.
- Versatile defender who can guard positions 1-5.
- Excellent rebounder at both ends of the court.
- Great straight-line driver.
- Focused on increasing skill level to become a consistent perimeter shooter and to gain a proficient inside-outside game.
- 43-inch three-step vertical jump.
- Three-rep squat max is 385 lbs.
- 20 reps in 185 lb bench press. Max bench is 305.
- Transferred from Oklahoma State in fall of 2014. Sat out 2014-15 season at Miami due to NCAA transfer rules.
- Led Cowboys in total rebounds and total blocks as a sophomore.
- Graduated from Lincoln High School in Brooklyn, N.Y., same school that produced Stephon Marbury, Sebastian Telfair and Lance Stephenson. Averaged 17 points and more than 10 rebounds per game as senior. Helped lead Railsplitters to PSAL Class-AA title game as senior and Brooklyn regular-season crown and borough title. Also played football for two seasons in high school. Ranked as No. 6 player in state of New York in 2011 according to HoopScoop.com.
- Spent post-graduate year at IMG Academy in Bradenton, Fla., and was starting forward. Averaged 20.0 points, 10.0 rebounds and 3.0 assists for team that finished 28-2 against prep schools and was ranked among the top-five nationally. Ranked No. 10 on HoopScoop.com's list of top fifth-year players in 2012.
- Born on Dec. 14, 1993. Son of Michael Murphy and Kemel and Kaheem Draper. Second oldest of six boys: Jacori, Kusamae, Maalik, Mikwan and Kieron.
- Graduated in May 2016 with B.A. in sociology and minor in communications, now pursuing second degree.
- Started playing basketball at age four.
- Favorites: Athlete: LeBron James. Athlete in another sport: Tom Brady. Pro sports team: Cavs. Meal: Soul food. Midnight snack: Peanut butter & jelly. Video game: 2K FIFA. Ice Cream: Strawberry. Cereal: Frosted Flakes. Movie: Gone in 60 Seconds. TV Show: Power. Musical Artist: Young Thug / Drake. Life is not a sprint, it is a marathon.
- No one can believe I watch: Animal Planet. When I played ball as a kid, I pretended I was: Kevin Garnett. Why UM: Coach L. Started playing basketball: Age 10.

2012-13 (OSU)				2013-14 (OSU)				2015-16 (UM)			
Opposition	P	R	A	Opposition	P	R	A	Opposition	P	R	A
UC Davis	7	6	0	Utah Valley	2	6	1	UTRGV			
vs Akron	1	6	0	Arkansas-PB	7	6	0	Louisiana			
vs Tennessee	4	7	1	Memphis	5	7	1	vs. Miss. St.			
vs NC State	4	10	1	at USF	5	0	2	vs. Utah	2	1	1
Portland State	9	5	0	vs Purdue	6	6	0	vs. Butler	5	4	0
at Virginia Tech	13	5	1	vs Butler	10	8	2	Northeastern	2	6	0
USF	8	7	2	vs Memphis	6	6	0	at Nebraska	10	5	0
Missouri State	4	9	2	South Carolina	8	7	0	Charlotte	11	7	1
Central Arkansas	9	7	1	vs Louisiana Tech	10	3	1	Florida	8	6	1
UT Arlington	2	1	0	Delaware State	5	7	1	Charleston	4	6	0
Tennessee Tech	12	5	2	vs Colorado	4	5	0	at La Salle	6	10	1
Gonzaga	0	1	0	Robert Morris	10	8	3	Princeton	10	5	1
at Kansas State	6	1	0	at Kansas State	2	3	1	Syracuse	8	8	1
TCU	4	6	3	Texas	4	5	1	Florida State	5	6	1
at Oklahoma	0	3	0	at West Virginia	7	5	0	at Virginia	0	3	0
Texas Tech	5	5	2	TCU	8	8	0	at Clemson	7	6	1
at Baylor	0	0	0	at Kansas	12	1	1	at Boston College	6	6	0
West Virginia	0	0	0	West Virginia	0	2	0	Wake Forest	4	7	2
Iowa State	0	1	0	at Oklahoma	4	9	2	DUKE	4	5	0
at Kansas	4	5	1	Baylor	9	5	0	at NC State	4	4	0
Baylor	8	4	1	Iowa State	7	6	0	Notre Dame	11	2	0
at Texas	5	6	1	at Texas Tech	4	6	1	at Georgia Tech	10	3	0
at Texas Tech	4	4	0	at Texas	10	10	0	Pittsburgh	4	8	0
Oklahoma	2	4	0	Oklahoma	7	13	1	at Florida State	4	9	0
Kansas	0	0	0	at Baylor	3	9	2	Virginia Tech	6	10	0
at West Virginia	2	2	1	Texas Tech	10	6	2	at North Carolina	2	5	1
at TCU	2	1	0	at TCU	6	11	1	Virginia	4	11	1
Texas	1	4	0	Kansas	8	4	0	Louisville	0	3	0
at Iowa State	2	2	1	Kansas State	4	6	0	at Notre Dame	2	7	1
Kansas State	0	1	0	at Iowa State	6	9	0	vs. Virginia Tech	9	6	0
vs Baylor	2	0	1	vs Texas Tech	2	1	0	vs. Virginia Tech	4	5	1
vs Kansas State	2	6	0	vs Kansas	6	6	0	vs. Virginia Tech	7	4	0
Oregon	4	6	0	vs. Gonzaga	8	8	0	vs. Buffalo	11	13	1
								vs. Wichita State	4	7	0
								vs. Villanova	6	3	1

### MURPHY HIGHS

#### Points

Season: 14, vs. Wofford, 12/3/16  
 Career: 14, vs. Wofford, 12/3/16  
 ACC: 11, vs. Notre Dame, 2/3/16

#### Rebounds

Season: 12, vs. Iowa State, 11/25/16  
 Career: 13 vs. Oklahoma, 2/15/14  
 ACC: 11, vs. Virginia, 2/22/16

#### Assists

Season: 2, vs. Penn, 11/19/16  
 Career: 3 (2x) last vs. Robert Morris, 12/30/13  
 ACC: 2, vs. Wake Forest, 1/23/16

#### Steals

Season: 1 (3x) last vs. Rutgers, 11/30/16  
 Career: 3, vs. Texas, 1/8/14  
 ACC: 1 (3x) last at Virginia Tech, 3/5/16

#### Blocked Shots

Season: 2, vs. Stanford, 11/24/16  
 Career: 4 (3x) last vs. Texas, 1/8/14  
 ACC: 2 (3x) last at Virginia Tech, 3/5/16

#### Field Goals

Season: 5 (2x) last vs. Wofford, 12/3/16  
 Career: 6, at Virginia Tech, 12/1/12  
 ACC: 4 (3x) last at Virginia Tech, 3/5/16

#### Field Goal Attempts

Season: 10, vs. Wofford, 12/3/16  
 Career: 11, vs. Gonzaga, 3/21/14  
 ACC: 9, vs. Wake Forest, 1/23/16

#### Free Throws

Season: 4, vs. Wofford, 12/3/16  
 Career: 5, vs. Notre Dame, 2/3/16  
 ACC: 5, vs. Notre Dame, 2/3/16

#### Free Throw Attempts

Season: 5, vs. FAU, 12/16/16  
 Career: 6 vs. Texas Tech, 1/19/13  
 ACC: 5, vs. Notre Dame, 2/3/16

#### 3-Point Field Goals

Season: --  
 Career: 1 (2x) last vs. Central Ark., 12/16/12  
 ACC: 1 (2x) last vs. Central Ark., 12/16/12

#### 3-Point Field Goal Attempts

Season: 1, vs. Penn, 11/19/16  
 Career: 1 (12x) last, vs. Penn, 11/19/16  
 ACC: 1 (4x) last at North Carolina, 2/20/16

#### Minutes


Season: 36, vs. Florida, 11/27/16  
 Career: 41, at Iowa State, 3/8/14  
 ACC: 33, vs. Virginia, 2/22/16

### MURPHY CAREER STATISTICS

OK State	GP	GS	Min.	Avg.	FG			3-Point			Free Throws			Rebounds				Scoring								
					FGA	Pct.	FG	FGA	Pct.	FT	FTA	Pct.	Off.	Def.	Tot.	Avg.	Pf	Fo	Ast.	To	Blk	Stl	Pts.	Avg.		
2012-13	33	15	596	18.1	53	115	.461	2	4	.500	18	35	.514	52	78	130	3.9	73	2	21	35	20	8	126	3.8	
2013-14	33	21	855	25.9	82	153	.536	0	0	.000	36	63	.571	63	144	207	6.3	113	10	23	38	41	17	200	6.1	
Totals	66	36	1451	22.0	135	268	.504	2	4	.500	54	98	.551	115	222	337	5.1	186	12	44	73	61	25	326	4.9	
<b>Miami</b>																										
2015-16	32	28	797	24.9	78	153	.510	0	7	.000	24	43	.558	47	144	191	6.0	68	2	16	26	30	13	180	5.6	
2016-17	12	12	324	27.0	34	68	.500	0	1	.000	16	27	.593	32	61	93	7.8	29	1	7	25	8	3	84	7.0	
TOTAL	44	40	1121	25.5	112	221	.507	0	8	.000	40	70	.571	79	205	284	6.5	97	3	23	51	38	16	264	6.0	

### MURPHY 2016-17

Opponent	Date	GS	Min	TOTAL			3-PTS			FREE THROWS			REBOUNDS				PF	FO	A	TO	Blk	Stl	Pts	Avg
				FG	FGA	Pct	3FG	FGA	Pct	FT	FTA	Pct	Off	Def	Tot	Avg								
W Carolina	11-11-16	*	24	5	9	.556	0	0	.000	3	4	.750	3	5	8	8.0	1	0	0	2	1	1	13	13.0
at North Florida	11-16-16	*	27	3	6	.500	0	0	.000	2	2	1.000	3	6	9	8.5	2	0	1	3	0	0	8	10.5
Penn	11-19-16	*	26	3	7	.429	0	1	.000	0	0	.000	4	4	8	8.3	4	0	2	1	0	1	6	9.0
vs Stanford	11-24-16	*	32	3	5	.600	0	0	.000	0	1	.000	2	5	7	8.0	3	0	1	3	2	0	6	8.3
vs Iowa State	11-25-16	*	32	1	5	.200	0	0	.000	2	2	1.000	2	10	12	8.8	3	0	0	4	0	0	4	7.4
vs Florida	11-27-16	*	36	1	5	.200	0	0	.000	0	0	.000	2	8	10	9.0	1	0	1	2	1	0	2	6.5
RUTGERS	11-30-16	*	30	1	2	.500	0	0	.000	2	3	.667	2	2	4	8.3	5	1	0	3	3	1	4	6.1
vs Wofford	12-03-16	*	28	5	10	.500	0	0	.000	4	4	1.000	3	7	10	8.5	2	0	0	1	1	0	14	7.1
SC STATE	12-06-16	*	20	4	4	1.000	0	0	.000	0	2	.000	3	3	6	8.2	0	0	0	1	0	0	8	7.2
FAU	12-16-16	*	23	3	6	.500	0	0	.000	1	5	.200	3	7	10	8.4	3	0	1	1	0	0	7	7.2
GEO. WASH.	12-22-16	*	25	2	5	.400	0	0	.000	1	2	.500	3	1	4	8.0	2	0	1	1	0	0	5	7.0
COLUMBIA	12-28-16	*	21	3	4	.750	0	0	.000	1	2	.500	2	3	5	7.8	3	0	0	3	0	0	7	7.0



# JA'QUAN NEWTON

Jr. | 6-2 | 187 | Guard  
Philadelphia, Pa. | Neumann-Goretti HS

- First name pronounced Juh-Quan.
- Two-guard turned starting point guard.
- Touted as one of the best sixth men in the country in 2015-16.
- Competitor with a real feel for the game. Fearless and relentless.
- Knack for getting in the lane off the dribble, then makes good decisions in the lane: floater, pass, attack.
- Improved defensively and can play multiple positions, on and off of the ball.
- 185 bench improved from one rep to nine in two seasons.
- Tremendous ability to finish eight feet and in. Working to become a better 3-point shooter.
- As a sophomore was touted by Dick Vitale as the country's best sixth man.
- Increased scoring from 4.0 ppg as a rookie to 10.5 ppg as a sophomore, the fifth-best improvement (+6.5) among ACC players. Max bench is 265 lbs.
- Ranked No. 58 in ESPN's Top 100. Ranked No. 1 in the state and 12th-best PG in the country by ESPN.
- Scored 1,972 career points in high school. Averaged 21.7 ppg as a senior, 18.0 as a junior.
- Leading scorer in both the history of the Catholic School League in Philadelphia and in Neumann-Goretti history.
- Owns three PIAA state titles. Scored 33 points and go-ahead bucket in overtime to win PIAA Class AAA Championship in 2014.
- Catholic League MVP.
- NBPA Top 100 Camp and LeBron James Skills Academy.
- Played AAU ball for Team Final, the same squad as Miami teammate Davon Reed.
- Born Ja'Quan Naasir Newton on Aug. 23, 1995 in Philadelphia. Son of the late Lisa Brown, and Joe Newton. Brother to Cary Rudd and Miing Newton.
- Mother passed away March 2014 after three-year battle with breast cancer, one day prior to state championship game in which Newton scored 33 points.
- Father was the 1998 NABC Division II national player of the year out of the University of Central Oklahoma.
- Started playing basketball at age six and first dunk was in eighth grade in an AAU game.
- Played on Cherashore Playground basketball court at 10th and Olney in Philadelphia.
- Played in the Chosen League.
- Also boxed in high school.
- Majoring in sociology at Miami.

• Favorites: Food: Fried chicken. Movie: Friday. Pro athlete: LeBron James. Subject in school: Math. Ice cream flavor: Cookies and Cream. Cartoon: Tom and Jerry. Player when I was a kid: Allen Iverson. Athlete in another sport: Cristiano Ronaldo. Pro sports team: Cavs. Midnight snack: Honey Bun. Book: Cat in the Hat. Cereal: Cinnamon Toast Crunch. TV Show: Martin. Hate to admit it, but I love: Roller skating. When I was little, I wanted to be: NBA player. Now my dream job is: Sports commentator. Why UM: Style of play and city of Miami. Ideal job after hoops: Coach.

## NEWTON HIGHS

### Points

Season: 22, vs. Columbia, 12/28/16  
 Career: 22, vs. Columbia, 12/28/16  
 ACC: 18, vs. Wake Forest, 1/23/16

### Rebounds

Season: 9, vs. Columbia, 12/28/16  
 Career: 9, vs. Columbia, 12/28/16  
 ACC: 5 (2x) last vs. Duke, 1/25/16

### Assists

Season: 9, vs. Wofford, 12/3/16  
 Career: 9, vs. Wofford, 12/3/16  
 ACC: 5 (2x) last vs. Duke, 1/25/16

### Steals

Season: 3 (3x) last vs. Iowa State, 11/25/16  
 Career: 4 (2x) last at NC State, 1/30/16  
 ACC: 4, at NC State, 1/30/16

### Blocked Shots

Season: 1, vs. Rutgers, 11/30/16  
 Career: 1 (9x) last vs. Virginia Tech, 3/10/16  
 ACC: 1 (3x) last vs. Virginia, 2/22/16

### Field Goals

Season: 9, vs. Iowa State, 11/25/16  
 Career: 9, vs. Iowa State, 11/25/16  
 ACC: 6 (4x) last vs. Notre Dame, 2/3/16

### Field Goal Attempts

Season: 16, vs. Penn, 11/19/16  
 Career: 16, vs. Penn, 11/19/16  
 ACC: 13, at NC State, 1/30/16

### Free Throws

Season: 7, vs. Western Carolina, 11/11/16  
 Career: 9 (2x) last vs. Virginia, 3/11/16  
 ACC: 7, vs. Wake Forest, 1/23/16

### Free Throw Attempts

Season: 10 (2x) last vs. Stanford, 11/24/16  
 Career: 11, vs. Virginia, 3/11/16  
 ACC: 10, vs. Syracuse, 1/2/16

### 3-Point Field Goals

Season: 3, vs. Columbia, 12/28/16  
 Career: 3, vs. Columbia, 12/28/16  
 ACC: 2, vs. Syracuse, 1/2/16

### 3-Point Field Goal Attempts

Season: 5, vs. Columbia, 12/28/16  
 Career: 5, vs. Columbia, 12/28/16  
 ACC: 2 (5x) last at NC State, 1/30/16

### Minutes

Season: 38 (2x) last vs. Florida, 11/27/16  
 Career: 38, vs. Iowa State, 11/25/16  
 ACC: 33, at Pittsburgh, 3/4/15

2014-15			
Opposition	P	R	A
Howard	8	0	0
at Florida	5	1	3
vs Drexel	7	1	3
vs Akron	4	0	1
vs Charlotte	3	3	3
at Charlotte	0	0	0
South Alabama	5	1	0
Illinois	0	2	1
Green Bay	0	0	0
Savannah State	2	0	0
Eastern Kentucky	2	2	3
vs Providence	3	0	1
Charleston	6	0	0
Virginia	0	1	1
at Duke	4	2	3
at Notre Dame	16	2	5
NC State	0	0	1
at Syracuse	3	0	0
Georgia Tech	3	0	0
at Florida State	2	0	1
Louisville	3	1	1
Clemson	1	1	1
at Wake Forest	5	0	2
at Boston College	0	0	0
Virginia Tech	0	0	1
North Carolina	10	1	4
at Pittsburgh	4	3	1
at Virginia Tech	8	4	3
vs Virginia Tech	0	3	0
vs Notre Dame	0	0	0
Alabama	1	1	2
at Richmond	11	5	2
vs Temple	9	4	2
vs Stanford	10	5	2

2015-16			
Opposition	P	R	A
UTRGV	11	2	1
Louisiana	11	0	5
vs. Miss. St.	15	2	5
vs. Utah	5	1	1
vs. Butler	17	1	3
Northeastern	13	2	1
at Nebraska	10	2	2
Charlotte	14	4	6
Florida	3	1	3
Charleston	20	7	2
at La Salle	10	2	3
Princeton	13	4	4
Syracuse	14	4	2
Florida State	13	1	4
at Virginia	6	5	1
at Clemson	8	4	1
at Boston College	12	4	2
Wake Forest	18	1	1
DUKE	15	5	5
at NC State	10	2	2
Notre Dame	12	1	2
at Georgia Tech	14	4	2
Pittsburgh	3	1	1
at Florida State	7	4	2
Virginia Tech	DNP		
at North Carolina	3	1	1
Virginia	6	1	2
Louisville	DNP		
at Notre Dame	DNP		
at Virginia Tech	DNP		
vs. Virginia Tech	10	2	4
vs. Virginia	19	1	3
vs. Buffalo	10	2	2
vs. Wichita State	2	0	1
vs. Villanova	0	0	2

## NEWTON CAREER STATISTICS

Season	GP	GS	Min.	Avg.	FG	FGA	Pct.	3-Point			Free Throws			Rebounds			Scoring								
								FG	FGA	Pct.	FT	FTA	Pct.	Off.	Def.	Tot.	Avg.	PF	FO	Ast.	TO	Blk	Stl	Pts.	Avg.
2014-15	34	3	459	13.5	45	111	.405	4	10	.400	41	64	.641	8	35	43	1.3	34	0	47	39	4	8	135	4.0
2015-16	31	1	703	22.7	105	228	.461	9	26	.346	105	143	.734	16	55	71	2.3	48	0	76	66	5	27	324	10.5
2016-17	12	12	382	31.8	69	139	.496	6	18	.333	40	55	.727	10	34	44	3.7	16	0	50	39	1	16	184	15.3
TOTAL	77	16	1544	20.1	219	478	.458	19	54	.352	186	262	.710	34	124	158	2.1	98	0	173	144	10	51	643	8.4

## NEWTON 2016-17

Opponent	Date	GS	Min	TOTAL			3-PTS			FREE THROWS			REBOUNDS			PF	FO	A	TO	Blk	Stl	Pts	Avg	
				FG	FGA	Pct	3FG	FGA	Pct	FT	FTA	Pct	Off	Def	Tot									Avg
W Carolina	11-11-16	*	25	3	8	.375	0	0	.000	7	10	.700	0	4	4	4.0	2	0	2	2	0	1	13	13.0
at North Florida	11-16-16	*	27	7	10	.700	0	1	.000	2	2	1.000	0	3	3	3.5	3	0	7	0	0	3	16	14.5
Penn	11-19-16	*	34	6	16	.375	1	3	.333	5	6	.833	0	4	4	3.7	0	0	3	5	0	3	18	15.7
vs Stanford	11-24-16	*	37	7	14	.500	0	0	.000	6	10	.600	0	2	2	3.3	2	0	2	1	0	1	20	16.8
vs Iowa State	11-25-16	*	38	9	13	.692	0	0	.000	3	4	.750	0	2	2	3.0	0	0	3	3	0	3	21	17.6
vs Florida	11-27-16	*	38	6	15	.400	0	1	.000	3	3	1.000	2	1	3	3.0	0	0	1	4	0	1	15	17.2
RUTGERS	11-30-16	*	34	5	13	.385	0	2	.000	1	1	1.000	2	4	6	3.4	0	0	3	6	1	1	11	16.3
vs Wofford	12-03-16	*	37	5	8	.625	1	2	.500	4	5	.800	1	1	2	3.3	1	0	9	4	0	0	15	16.1
SC STATE	12-06-16	*	24	4	7	.571	1	2	.500	2	2	1.000	0	1	1	3.0	1	0	5	1	0	0	11	15.6
FAU	12-16-16	*	23	3	9	.333	0	1	.000	2	2	1.000	0	6	6	3.3	2	0	6	1	0	1	8	14.8
GEO. WASH.	12-22-16	*	35	7	12	.583	0	1	.000	0	2	.000	1	1	2	3.2	4	0	5	2	0	1	14	14.7
COLUMBIA	12-28-16	*	30	7	14	.500	3	5	.600	5	8	.625	4	5	9	3.7	1	0	4	10	0	1	22	15.3





# 5 DAVON REED

Sr. | 6-6 | 220 | Guard  
Ewing, N.J. | Princeton Day School (N.J.)

**NABC Honors Court, 2016**  
**All-ACC Academic Basketball Team, 2015, 2016**  
**All-ACC Honor Roll - 2013-14, '14-15, '15-16**  
**NIT All-Tournament Team, 2015**  
**Dean's List (3.5+ GPA) 2x**  
**Athletic Director's Honor Roll (3.2+ GPA) 5x**  
**Book Buster Honor Roll (3.0+ GPA) 5x**

- Name is pronounced Day-ven.
- Focused. Structured. Determined. Competitive. Student of the game. Will do whatever it takes to win.
- A 3 guard who played out of position at the point his freshman season for Miami.
- Can guard multiple positions, has long arms and a fierce tenacity.
- Mostly a catch-and-shoot guy. Working on game off the bounce.
- Improved both his ability to attack the basket and his layup-making skills.
- Good student. Professional approach to life and everything he does. Mature for his age.
- Improved bench 175 to 250 pounds in four months as a freshman, now max is 300 lbs. Increased 185 bench from 13 to 19 reps. Has added 15 lbs of muscle.
- Four-star swingman listed as a Top 100 player (No. 97) by Rivals.com and No. 78 in Class of 2013 by ESPN.
- Third-best talent in New Jersey and 18th best nationally at shooting guard, according to ESPN.com.
- Kevin Durant Skills Academy. McDonald's All-American candidate.
- 2,000 point scorer. Averaged 24 points and 10 rebounds as a senior, 27 ppg and 9 rpg as a junior. Prep B Player of the Year in New Jersey.
- Youth Role Model Award from Join-Effort Princeton for both dedication to his community and excellence in his personal life.
- Also played football his freshman year of high school.
- Played AAU ball for Team Final, the same squad as Miami teammate Ja'Quan Newton.
- Will intern for the University of Miami athletics marketing department in the spring to complete his degree.
- Born Davon Malcolm Reed on June 11, 1995. Son of David Reed and Rose Reed. Brother to Miles.
- Majoring in sports administration with a minor in marketing and communications. Student-Athlete Advisory Committee representative at UM. Miami Rescue Mission Homeless Shelter volunteer. Elementary school pen pal.
- First played organized basketball at age five, and first dunk was before his freshman year of high school, in a summer league game.

• Favorites: Athlete: LeBron. Athlete in another sport: Antonio Brown. Pro sports team: Steelers. Meal: Italian food. Quote: Dreams don't work unless you do. Subject in school: Science. Midnight snack: Chocolate chip cookies. Book: The Great Gatsby. Ice Cream: Chocolate chip cookie dough. Cereal: Captain Crunch with Crunchberries. Movie: Brown Sugar, Best Man, Love & Basketball. TV Show: Game of Thrones. Musical Artist: J Cole. Cuban Food: Vaca frita de pollo. My first pet was: Siamese fighting fish.

• When I played ball as a kid, I pretended I was: Allen Iverson. My first job was: Summer camp counselor. When I was little, I wanted to be an: NBA player. Now my dream job is: Marketing or real estate. Best advice received: Do what makes you happy. Why UM: ACC basketball, Coach L and sunny south Florida. Started playing basketball: Age 5.

## REED HIGHS

### Points

Season: 21, vs. FAU, 12/16/16  
Career: 21 (2x) last vs. FAU, 12/16/16  
ACC: 21, vs. Virginia, 2/22/16

### Rebounds

Season: 7, vs. Penn, 11/19/16  
Career: 12 (2x) last vs. Buffalo, 3/17/16  
ACC: 8, vs. Florida State, 2/25/15

### Assists

Season: 6, vs. SC State, 12/6/16  
Career: 7, vs. Loyola, 12/30/13  
ACC: 5, vs. Virginia Tech, 2/18/15

### Steals

Season: 3 (3x) last vs. vs. Geo. Wash., 12/22/16  
Career: 5, at Wake Forest, 2/11/15  
ACC: 5, at Wake Forest, 2/11/15

### Blocked Shots

Season: 2, vs. FAU, 12/16/16  
Career: 3, vs. Temple, 3/31/15  
ACC: 2 (2x) last vs. Virginia Tech, 2/17/16

### Field Goals

Season: 7, vs. Columbia, 12/28/16  
Career: 8, at Virginia Tech, 3/5/16  
ACC: 8, at Virginia Tech, 3/5/16

### Field Goal Attempts

Season: 14, vs. Florida, 11/27/16  
Career: 14 (2x) last vs. Florida, 11/27/16  
ACC: 14, at Florida State, 2/14/16

### Free Throws

Season: 8, vs. Iowa State, 11/25/16  
Career: 9, vs. Alabama, 3/21/15  
ACC: 6, vs. Florida State, 2/25/15

### Free Throw Attempts

Season: 9, vs. Iowa State, 11/25/16  
Career: 14, vs. Alabama, 3/21/15  
ACC: 6 (3x) last vs. Virginia Tech, 2/17/16

### 3-Point Field Goals

Season: 5, vs. FAU, 12/16/16  
Career: 5 (4x) last vs. FAU, 12/16/16  
ACC: 5 (2x) last vs. Virginia, 2/22/16

### 3-Point Field Goal Attempts

Season: 9, vs. FAU, 12/16/16  
Career: 9, vs. FAU, 12/16/16  
ACC: 8, at Wake Forest, 2/11/15


### Minutes

Season: 39, vs. Columbia, 12/28/16  
Career: 45, at Boston College, 2/16/15  
ACC: 45, at Boston College, 2/16/15

2013-14				2014-15				2015-16			
Opposition	P	R	A	Opposition	P	R	A	Opposition	P	R	A
St. Francis (NY)	3	1	0	Green Bay	0	0	0	UTRGV	14	3	0
Ga. Southern	7	1	2	Savannah State	0	1	1	Louisiana	19	4	1
Texas Southern	11	3	3	Eastern Kentucky	7	4	0	vs. Miss. St.	8	3	1
at C of Charleston	3	2	3	vs Providence	0	2	2	vs. Utah	6	4	1
UCF	17	5	1	Charleston	5	5	4	vs. Butler	7	5	3
vs Geo. Wash.	6	2	2	Virginia	4	1	0	Northeastern	19	7	4
at CS Fullerton	9	3	2	Boston College	0	2	0	at Nebraska	8	4	0
vs Arizona State	19	1	2	at Duke	4	3	2	Charlotte	12	5	2
at Nebraska	5	2	2	at Notre Dame	9	4	4	Florida	5	4	0
Virginia Tech	10	5	0	NC State	10	1	2	Charleston	9	0	1
at Savannah State	8	1	1	at Syracuse	11	2	1	at La Salle	7	6	2
La Salle	8	0	4	Georgia Tech	6	4	0	Princeton	13	9	0
Loyola	8	2	7	at Florida State	11	6	2	Syracuse	4	5	1
at Syracuse	5	0	1	Louisville	19	5	1	Florida State	12	4	2
at North Carolina	0	2	0	Clemson	3	2	0	at Virginia	11	5	0
Florida State	0	1	0	at Wake Forest	17	4	0	at Clemson	17	2	2
at Georgia Tech	3	0	0	Duke	19	6	3	at Boston College	7	4	1
Duke	2	2	0	Virginia Tech	9	3	5	Wake Forest	4	5	1
Syracuse	16	2	0	at Louisville	0	2	1	DUKE	14	4	1
at Maryland	6	1	1	Florida State	18	8	1	at NC State	12	4	1
Norfolk State	4	4	1	North Carolina	2	3	2	Notre Dame	8	2	1
Pittsburgh	4	3	1	at Pittsburgh	19	3	3	at Georgia Tech	15	4	2
NC State	3	1	1	at Virginia Tech	4	5	2	Pittsburgh	12	4	3
at Florida State	7	2	2	vs Virginia Tech	10	4	1	at Florida State	14	4	2
at Virginia Tech	5	2	0	vs Notre Dame	6	6	1	Virginia Tech	12	5	2
Notre Dame	12	3	0	NC Central	7	3	6	at North Carolina	4	2	1
Boston College	0	0	0	Alabama	15	8	3	Virginia	21	3	0
at Virginia	2	1	0	at Richmond	10	12	2	Louisville	17	4	1
at NC State	5	0	0	vs Temple	6	7	4	at Notre Dame	10	6	2
at Clemson	3	1	0	vs Stanford	16	5	4	at Virginia Tech	19	2	1
Wake Forest	3	1	1					vs. Virginia Tech	17	1	0
vs Virginia Tech	14	1	0					vs. Buffalo	3	1	1
vs NC State	9	0	1					vs. Wichita State	10	4	1
								vs. Villanova	8	2	1

REED CAREER STATISTICS												3-Point			Free Throws			Rebounds				Scoring			
Season	GP	GS	Min.	Avg.	FG	FGA	Pct.	FG	FGA	Pct.	FT	FTA	Pct.	Off.	Def.	Tot.	Avg.	PF	FO	Ast.	TO	Blk	Stl	Pts.	Avg.
2013-14	33	10	683	20.7	71	207	.343	40	112	.357	35	53	.660	12	43	55	1.7	55	0	38	44	4	16	217	6.6
2014-15	30	21	824	27.5	77	164	.470	37	81	.457	56	77	.727	25	96	121	4.0	68	1	57	32	13	27	247	8.2
2015-16	35	35	1007	28.8	129	275	.469	46	120	.383	84	103	.816	21	122	143	4.1	72	0	42	44	15	27	388	11.1
2016-17	12	12	397	33.1	55	124	.444	27	67	.403	33	41	.805	7	43	50	4.2	13	0	23	23	6	17	170	14.2
TOTAL	110	78	2911	26.5	332	770	.431	150	380	.395	208	274	.759	65	304	369	3.4	208	1	160	143	38	87	1022	9.3

REED 2016-17		TOTAL				3-PTS			FREE THROWS			REBOUNDS				PF		FO		A		TO		Blk		Stl		Pts		Avg	
Opponent	Date	GS	Min	FG	FGA	Pct	3FG	FGA	Pct	FT	FTA	Pct	Off	Def	Tot	Avg	PF	FO	A	TO	Blk	Stl	Pts	Avg							
W Carolina	11-11-16	*	24	3	6	.500	2	3	.667	0	2	.000	1	4	5	5.0	0	0	1	0	1	1	8	8.0							
at North Florida	11-16-16	*	29	6	11	.545	3	6	.500	2	3	.667	0	3	3	4.0	2	0	2	3	0	2	17	12.5							
Penn	11-19-16	*	34	3	12	.250	1	7	.143	4	4	1.000	0	7	7	5.0	1	0	1	2	1	0	11	12.0							
vs Stanford	11-24-16	*	33	2	9	.222	1	3	.333	2	2	1.000	0	3	3	4.5	2	0	0	3	0	1	7	10.8							
vs Iowa State	11-25-16	*	36	2	9	.222	1	7	.143	8	9	.889	1	2	3	4.2	0	0	1	3	0	1	13	11.2							
vs Florida	11-27-16	*	37	5	14	.357	2	5	.400	0	2	.000	2	3	5	4.3	2	0	2	2	0	0	12	11.3							
RUTGERS	11-30-16	*	33	6	10	.600	2	4	.500	4	5	.800	0	6	6	4.6	3	0	3	2	0	1	18	12.3							
vs Wofford	12-03-16	*	33	4	10	.400	1	4	.250	4	4	1.000	1	4	5	4.6	0	0	4	1	0	3	13	12.4							
SC STATE	12-06-16	*	30	6	8	.750	3	5	.600	0	0	.000	1	5	6	4.8	0	0	6	3	1	3	15	12.7							
FAU	12-16-16	*	34	6	10	.600	5	9	.556	4	4	1.000	0	0	0	4.3	0	0	0	2	2	1	21	13.5							
GEO. WASH.	12-22-16	*	35	5	12	.417	3	7	.429	4	4	1.000	1	2	3	4.2	1	0	0	2	0	3	17	13.8							
COLUMBIA	12-28-16	*	39	7	13	.538	3	7	.429	1	2	.500	0	4	4	4.2	2	0	3	0	1	1	18	14.2							



# 4 DJ VASILJEVIC

Fr. | 6-3 | 198 | Guard  
Melbourne, Australia | Australian Institute of Sport

- Full name is Dejan Vasiljevic, but goes by DJ. Pronounced Day-on Vass-EEL-uh-vitch.
  - Sharpshooter from long range.
  - Good at getting to the basket and manipulating shot to go around taller players.
  - Gained 50 lbs on his bench press since June 2016, now up to 275 lbs.
  - Improving quickness due to dropping body fat percentage from 13 percent to 10 percent since his arrival in June 2016.
  - In U-20 National Championships in Ipswich, averaged 16.3 ppg, 3.9 rpg and 1.9 apg. Notched 20-plus points in three games, with a high of 25 in his first outing.
  - At 2015 FIBA U-19 World Championships in Greece, averaged 13.3 ppg, 3.1 rpg and 1.0 apg.
  - At 2014 FIBA U-18 Oceania Championships, averaged of 12.6 ppg, 4.6 rpg and 4.2 apg.
  - All-tournament team at the 2014 FIBA U-17s. Averaged 17.4 ppg, 6.6 rpg and 1.3 apg. Led team to silver medal.
  - Captain of the U-17 Australian team.
  - Leading scorer at the 2013 FIBA Oceania U-16 Championships, putting up 19.3 ppg, 3.7 rpg and 1.0 apg.
  - Won national title with Victorian U-18 team.
  - 2015 Basketball Without Borders Camp. adidas Nations Tournament in Los Angeles.
  - Also played soccer and rugby.
  - Born April 26, 1997 in Calgary, Alberta, Canada, but moved to Melbourne, Australia, at age six.
  - Of Serbian descent. Speaks English and Serbian languages.
  - Son of Todor and Danijela Vasiljevic. Both parents played semi-pro handball. Brother to Ivana.
  - Started playing basketball at age 12, with influence from his sister.
  - Shaping his game into the mold of Croatian scoring legend, Drazen Petrovic.
- Favorites: Athlete: Kobe. Athlete in another sport: Cristiano Ronaldo. Pro sports team: Lakers. Meal: Chicken schnitzel. Midnight snack: Nutella. Video game: Call of Duty. Ice Cream: Chocolate. Cereal: Nutri grain. Movie: Rush Hour. TV Show: Fresh Prince of Bel Air. Musical Artist: Drake. Former UM athlete: Shane Larkin. Non-basketball sport to watch: Tennis (Novak Djokovic).
- When I played ball as a kid, I pretended I was: Kobe. When I was little, I wanted to be a: Police Officer. Now my dream job is: Accountant.

## VASILJEVIC HIGHS

### Points

Season: 17, vs. SC State, 12/6/16

ACC:

### Rebounds

Season: 3, vs. Geo. Washington, 12/22/16

ACC:

### Assists

Season: 2 (2x) last vs. SC State, 12/6/16

ACC:

### Steals

Season: 1 (4x) last vs. Columbia, 12/28/16

ACC:

### Blocked Shots

Season: 1, vs. Stanford, 11/24/16

ACC:

### Field Goals

Season: 5, vs. SC State, 12/6/16

ACC:

### Field Goal Attempts

Season: 13, vs. SC State, 12/6/16

ACC:

### Free Throws

Season: 3, vs. Rutgers, 11/30/16

ACC:

### Free Throw Attempts

Season: 3, vs. Rutgers, 11/30/16

ACC:

### 3-Point Field Goals

Season: 5, vs. SC State, 12/6/16

ACC:

### 3-Point Field Goal Attempts

Season: 11, vs. SC State, 12/6/16

ACC:

### Minutes

Season: 26, vs. FAU, 12/16/16

ACC:

## VASILJEVIC CAREER STATISTICS

Season	GP	GS	Min.	Avg.	3-Point			Free Throws			Rebounds				Scoring										
					FG	FGA	Pct.	FT	FTA	Pct.	Off.	Def.	Tot.	Avg.	PF	FO	Ast.	TO	Blk	Stl	Pts.	Avg.			
2016-17	12	0	219	18.3	26	68	.382	21	53	.396	7	7	1.000	3	12	15	1.3	19	0	8	5	1	4	80	6.7

VASILJEVIC 2016-17		TOTAL					3-PTS			FREE THROWS			REBOUNDS											
Opponent	Date	GS	Min	FG	FGA	Pct	3FG	FGA	Pct	FT	FTA	Pct	Off	Def	Tot	Avg	PF	FO	A	TO	Blk	Stl	Pts	Avg
W Carolina	11-11-16		23	4	8	.500	3	7	.429	0	0	.000	1	1	2	2.0	4	0	2	0	0	1	11	11.0
at North Florida	11-16-16		21	4	10	.400	3	6	.500	2	2	1.000	0	1	1	1.5	3	0	0	0	1	13	12.0	
Penn	11-19-16		18	4	7	.571	3	5	.600	0	0	.000	0	0	0	1.0	1	0	1	2	0	0	11	11.7
vs Stanford	11-24-16		22	1	2	.500	1	2	.500	0	0	.000	0	1	1	1.0	1	0	1	1	1	0	3	9.5
vs Iowa State	11-25-16		16	2	7	.286	1	5	.200	0	0	.000	0	0	0	0.8	1	0	0	1	0	1	5	8.6
vs Florida	11-27-16		9	0	1	.000	0	1	.000	0	0	.000	0	0	0	0.7	1	0	0	0	0	0	0	7.2
RUTGERS	11-30-16		11	0	1	.000	0	1	.000	3	3	1.000	0	1	1	0.7	1	0	1	0	0	0	3	6.6
vs Wofford	12-03-16		20	2	6	.333	2	4	.500	0	0	.000	0	2	2	0.9	1	0	0	0	0	0	6	6.5
SC STATE	12-06-16		25	5	13	.385	5	11	.455	2	2	1.000	1	1	2	1.0	2	0	2	0	0	0	17	7.7
FAU	12-16-16		26	1	4	.250	0	3	.000	0	0	.000	1	1	2	1.1	2	0	0	1	0	0	2	7.1
GEO. WASH.	12-22-16		13	2	5	.400	2	4	.500	0	0	.000	0	3	3	1.3	1	0	0	0	0	0	6	7.0
COLUMBIA	12-28-16		15	1	4	.250	1	4	.250	0	0	.000	0	1	1	1.3	1	0	1	0	0	1	3	6.7



# 2 MIKE ROBINSON

So. | 5-10 | 170 | Guard  
New Britain, Conn. | New Britain HS

**Book Buster Honor Roll (3.0+ GPA): Fall 2015, Spring 2016**

- Team manager turned walk on.
- Nicknames are Mike Rob and Springs.
- As a freshman (2015-16) scored six points, all from long range, in one minute against Utah in the Puerto Rico Tip Off.
- Good athlete who played basketball, football and was on track team, participating in the high jump, long jump, triple jump and 4x100 relay team, in high school.
- Two-year varsity basketball captain. One-year football and track captain.
- William F. Burns Memorial Award and Scholarship. Harry L. Stromquist Memorial Scholarship.
- 2014 Connecticut Association of Schools Scholar-Athlete. Academic all-conference in basketball four seasons.
- Born Michael Andre Robinson May 2, 1996 in New Britain, Conn. Son of Eugene and Veronica Robinson. Brother to Eugene.
- Majoring in finance.

- Favorites: Athlete: Kobe Bryant. Pro Team: Lakers. Athlete in another sport: Cam Newton. Meal: Fried Chicken, Macaroni & Cheese, Corn Bread, Candied yams. Midnight snack: Cinnamon Toast Crunch. Ice Cream: Strawberry. Movie: Love & Basketball. TV Show: Power.
- My first job was: At Target. My dream job is: Financial advisor or manager.

2016-17			
Opposition	P	R	A
W. Carolina	0	0	0
at North Florida	0	0	0
SC State	1	1	0
2015-16			
Opposition	P	R	A
UT RGV	3	1	0
Mississippi State	0	0	0
Utah	6	0	0
Charlotte	0	0	0
Co. of Charleston	0	0	0
La Salle	3	0	0
North Carolina	0	0	0
Virginia Tech	0	0	0
vs. Villanova	0	0	0



# 35 CHRIS STOWELL

Jr. | 6-6 | 208 | Forward  
Exeter, N.H. | Tilton School | Exeter HS

**All-ACC Academic Honor Roll - 2014-15**

**President's List (4.0 GPA): Spring 2016, Fall 2015, Spring 2015**

**Provost Honor Roll (3.75+ GPA): Spring 2016, Fall 2015, Spring 2015, Fall 2014**

**Dean's List (3.5+ GPA): Spring 2016, Fall 2015, Spring 2015, Fall 2014**

**Athletic Director's Honor Roll (3.2+ GPA): Spring 2016, Fall 2015, Spring 2015, Fall 2014**


**Book Buster Honor Roll (3.0+ GPA): Spring 2016, Fall 2015, Spring 2015, Fall 2014**

- Last name is pronounced stole.
- Good athleticism and is improving his strength.
- Looking to expand his offensive game to shoot 3-pointers.
- Walk on from New Hampshire who played postgraduate year at Tilton School. Earned postseason coaches award.
- At Exeter High School helped Blue Hawks to state playoffs in both the 2011-12 and 2012-13 seasons. Reached quarterfinals senior year.
- In 2012-13 assisted team to championship game of the 50th Annual Queen City Invitational by scoring 10 points and going 6-for-6 from line in semifinal game.
- Twice earned scholar-athlete award. Honor roll.
- Foote Fellow at UM - a program that is offered to a select number of incoming freshmen who have a record of curricular and co-curricular distinction in high school and exhibit an interest in and capacity for independent and self-motivated learning.
- Born Christopher Michael Stowell on Dec. 29, 1994 in Exeter, N.H.
- Son of Bill and Maria. Brother to Bill, Jr., who played basketball at Plymouth State University.
- Student-Athlete Advisory Committee representative at UM.
- Majoring in entrepreneurship and business technology with minors in international business and sports administration.
- Speaks English, Spanish, some Italian, a little Russian, and is learning Chinese and Hebrew.
- Started playing basketball at age five.

- Favorites: Athlete: Matt Bonner. Athlete in another sport: Alex Rodriguez. Song right now: Hype by Drake. Pro sports team: New York Yankees. Meal: Sloppy Joes. Midnight snack: Ice Cream. Video game: Star Wars Battlefront. Class at UM: Accounting. Book: Harry Potter. Ice Cream: Peanut Butter. Cereal: Cinnamon Toast Crunch. Movie: The Town. TV Show: Game of Thrones. Musical Artist: Drake. Cuban Food: Pastelitos.
- When I played ball as a kid, I pretended I was: Kobe Bryant. My first job was: Golf course cart boy. When I was little, I wanted to be a: Golfer. Now my dream job is: Entrepreneur.

2016-17			
Opposition	P	R	A
W. Carolina	0	0	0
at North Florida	0	0	0
SC State	0	2	0
2015-16			
Opposition	P	R	A
UTRGV	0	0	0
Mississippi State	0	0	0
Utah	0	0	0
Charlotte	0	1	0
Co. of Charleston	0	1	0
La Salle	0	1	0
at North Carolina	0	0	0
at Virginia Tech	0	0	0
vs. Villanova	0	0	0
2014-15			
Opposition	P	R	A
Howard	0	0	1
Charleston	0	0	0
Virginia Tech	0	0	0
at Virginia Tech	0	0	0





# 12 MICHAEL GILMORE

Jr. | 6-8 | 208 | Forward  
Jacksonville, Fla. | VCU | Rickards HS

- As a Junior at Miami (2016-17) will sit out the season due to NCAA transfer rules.
  - Averaged 2.7 points and 2.2 rebounds in 55 total games at VCU. Hit 47.9 percent (58-121) of his shots from the field and knocked down 35.3 percent (18-51) from three.
  - As a Sophomore at VCU (2015-16) put up career-best numbers in his last game for the Rams, with 12 points and eight rebounds in 20 minutes against Oklahoma in the 2016 NCAA Tournament. In that game, was 4-of-4 from the field, hitting 2-of-2 attempts from long range. Was also perfect at the line, making both attempts.
  - Four-star recruit. Ranked as the 76th-best player in the country and fifth-best in the state of Florida by ESPN.com.
  - Played AAU ball for Each 1 Teach 1. Averaged more than six points and nearly five rebounds per game for E1T1. Won the 2014 Peach Jam title.
  - Born Jan. 11, 1995 in Jacksonville, Fla. Son of Sabirah Ahmad and the late Earl Gilmore. Nephew of Naismith Basketball Hall of Famer Artis Gilmore. Two sisters Eliane and Amerah.
  - Majoring in criminology.
  - Started playing basketball at age seven and first dunk was in eighth grade.
- Favorites: Athlete: LeBron James. Athlete in another sport: Derek Jeter. Song right now: Still Here – Drake. Pro sports team: Cavs. Meal: Wings. Midnight snack: Gummy worms. Video game: Call of Duty. Book: The Lightning Thief by Rick Riordan. Ice Cream: Chocolate Chip Cookie Dough. Cereal: Cinnamon Toast Crunch. Movie: More than a Game. TV Show: Family Guy. Musical Artist: Drake.
  - When I played ball as a kid, I pretended I was: Michael Jordan. My dream job is: Music producer.

## GILMORE HIGHS

### Points

Career: 12 (2x), last vs. Oklahoma, 3/20/16

### Rebounds

Career: 8 (2x), last vs. Oklahoma, 3/20/16

### Assists

Career: 3, vs. Buffalo, 12/22/15

### Steals

Career: 2 (3x), last vs. Fordham, 1/13/16

### Blocked Shots

Career: 2 (4x), last at La Salle, 2/3/16

### Field Goals

Career: 4 (4x), last vs. Oklahoma, 3/20/16

### Field Goal Attempts

Career: 7, vs. Belmont, 12/16/14

### Free Throws

Career: 2 (4x), last vs. Oklahoma, 3/20/16

### Free Throw Attempts

Career: 4 (3x) last vs. Cincinnati, 12/19/15

### 3-Point Field Goals

Career: 2 (7x), last vs. Oklahoma, 3/20/16

### 3-Point Field Goal Attempts

Career: 3 (8x) last vs. Fordham, 1/13/16

### Minutes

Career: 27, vs. American, 11/25/15

## GILMORE CAREER STATISTICS

at VCU	3-Point			Free Throws			Rebounds				Scoring														
	GP	GS	Min.	Avg.	FG	FGA	Pct.	FG	FGA	Pct.	FT	FTA	Pct.	Off.	Def.	Tot.	Avg.	Pf	FO	Ast.	TO	Blk	Stl	Pts.	Avg.
2014-15	25	0	157	6.3	21	43	.488	5	17	.294	4	16	.250	11	28	39	1.6	31	1	4	4	6	5	51	2.0
2015-16	30	18	346	11.5	37	78	.474	13	34	.382	9	17	.529	20	64	84	2.8	52	1	12	21	7	12	96	3.2
Total	55	18	503	9.1	58	121	.479	18	51	.353	13	33	.394	31	92	123	2.2	83	2	16	25	13	17	147	2.7



# 32 SAM WAARDENBURG

Fr. | 6-9 | 205 | Forward  
Henderson, New Zealand | Rangitoto College HS

## At Miami

Joined team Dec. 29, 2016 after signing a grant-in-aid ... Will begin competition fall of 2017.

## Prior to Miami

Won tournament MVP honors when he helped Rangitoto College win the SAS Secondary Schools National Championship. In the final game, he had 18 points, eight rebounds and four blocks ... Internationally, has represented New Zealand in the 3x3 Under 18 World Championship in Kazakhstan ... On the Under 17 men's team that won silver at the age-groups FIBA Oceania Championships ... Under 16 men's team that won bronze at the Australian State Championships ... Played in adidas Nations Tournament in Los Angeles, averaging 13.4 points and 6.4 rebounds in five outings. He was 7-of-11 from long range in the event and named one of the top 10 players of the camp ... Played in the National Basketball Players Association (NBPA) Top 100 High School Basketball Camp in Virginia ... Named the most outstanding player at both the Nike All Asia Camp in Beijing and the Basketball Without Borders Camp in Australia ... Spent time with the Supercity Rangers and the Breakers Academy, which led him to a role as a development player for the SKYCITY Breakers ... Played games in the United States with Harbour Basketball

## Personal

Chose Miami over considerations from Virginia, SMU and Utah ... Joins current Hurricane DJ Vasiljevic and incoming freshman Deng Gak, both of Australia, as the third player from the Australasia region of the South Pacific.

THE STAT CREW SYSTEM  
Miami Team Game-by-Game Comparison (as of Dec 29, 2016)  
All games

Opponent	1st	2nd	Score	Mar	Total FG	FG Pct	3-Pointers	3FG Pct	Free Throws	FT Pct	Rebounds	Assist	T/Over	Block	Steal	Fouls	
WESTERN CAROLINA	41/18	51/25	92-43	+49	31-62/17-67	.500/.254	6-13/7-33	.462/.212	24-36/2-3	.667/.667	52/36	+16	15/10	10/16	8/3	9/3	15/29
North Florida	48/20	46/36	94-56	+38	37-68/21-61	.544/.344	7-20/7-24	.350/.292	13-16/7-13	.813/.538	46/31	+15	14/9	10/14	2/5	9/2	19/17
PENN	28/23	46/39	74-62	+12	28-62/22-56	.452/.393	6-20/9-23	.300/.391	12-13/9-13	.923/.692	37/34	+3	10/12	16/21	5/4	11/9	14/14
Stanford	23/27	44/26	67-53	+14	23-50/21-51	.460/.412	5-13/3-12	.385/.250	16-24/8-11	.667/.727	30/34	(4)	7/10	11/18	4/2	8/5	18/25
Iowa State	29/35	27/38	56-73	(17)	18-50/25-61	.360/.410	2-16/8-19	.125/.421	18-22/15-18	.818/.833	37/36	+1	6/10	19/10	2/1	7/10	18/21
Florida	30/34	26/31	56-65	(9)	23-61/24-52	.377/.462	4-14/3-9	.286/.333	6-9/14-20	.667/.700	37/33	+4	8/11	13/9	2/11	4/9	16/15
RUTGERS	34/28	39/33	73-61	+12	26-54/23-63	.481/.365	3-12/3-16	.250/.188	18-22/12-16	.818/.750	44/30	+14	9/9	19/11	8/2	7/12	17/18
Wofford	36/24	38/33	74-57	+17	24-48/21-58	.500/.362	7-15/5-23	.467/.217	19-21/10-15	.905/.667	38/29	+9	15/10	16/13	2/3	7/8	12/17
SOUTH CAROLINA STATE	42/14	40/32	82-46	+36	31-58/18-62	.534/.290	10-25/4-14	.400/.286	10-16/6-8	.625/.750	45/31	+14	24/6	12/10	7/2	6/5	12/14
FLORIDA ATLANTIC	39/24	37/32	76-56	+20	25-55/19-57	.455/.333	8-19/3-17	.421/.176	18-27/15-18	.667/.833	48/29	+19	13/7	12/9	3/3	7/4	18/19
GEORGE WASHINGTON	38/30	34/34	72-64	+8	25-57/23-56	.439/.411	7-14/7-22	.500/.318	15-19/11-15	.789/.733	34/35	(1)	10/11	6/12	3/3	5/5	14/14
COLUMBIA	41/31	37/36	78-67	+11	29-53/26-55	.547/.473	8-20/4-11	.400/.364	12-21/11-16	.571/.688	34/24	+10	15/18	20/16	7/1	10/9	18/19

Note: Game totals are displayed in the format TEAM/OPPONENT for each category

THE STAT CREW SYSTEM  
Miami Combined Team Statistics (as of Dec 28, 2016)  
All games

RECORD:	OVERALL	HOME	AWAY	NEUTRAL
ALL GAMES	10-2	7-0	1-0	2-2
CONFERENCE	0-0	0-0	0-0	0-0
NON-CONFERENCE	10-2	7-0	1-0	2-2

##	Player	gp-gs	min	avg	Total		3-Point		F-Throw		Rebounds				pf	dq	a	to	blk	stl	pts	avg		
					fg-fga	fg%	3fg-fga	3fg%	ft-fta	ft%	off	def	tot	avg										
00	Ja'Quan Newton	12-12	382	31.8	69-139	.496	6-18	.333	40-55	.727	10	34	44	3.7	16	0	50	39	1	16	184	15.3		
05	Davon Reed	12-12	397	33.1	55-124	.444	27-67	.403	33-41	.805	7	43	50	4.2	13	0	23	23	6	17	170	14.2		
11	Bruce Brown	12-8	354	29.5	43-99	.434	8-29	.276	32-43	.744	23	64	87	7.3	27	1	39	22	5	19	126	10.5		
20	Dewan Huell	12-6	248	20.7	39-75	.520	0-0	.000	15-19	.789	25	33	58	4.8	28	0	2	12	11	5	93	7.8		
03	Anthony Lawrence	12-6	293	24.4	28-61	.459	11-29	.379	18-26	.692	9	42	51	4.3	30	1	15	21	9	21	85	7.1		
21	Kamari Murphy	12-12	324	27.0	34-68	.500	0-1	.000	16-27	.593	32	61	93	7.8	29	1	7	25	8	3	84	7.0		
04	DJ Vasiljevic	12-0	219	18.3	26-68	.382	21-53	.396	7-7	1.000	3	12	15	1.3	19	0	8	5	1	4	80	6.7		
15	Ebuka Izundu	11-4	125	11.4	22-32	.688	0-0	.000	16-19	.842	18	16	34	3.1	23	0	2	14	12	4	60	5.5		
14	Rodney Miller	7-0	38	5.4	4-7	.571	0-0	.000	3-7	.429	3	4	7	1.0	5	0	0	1	0	0	11	1.6		
02	Mike Robinson	3-0	11	3.7	0-4	.000	0-3	.000	1-2	.500	1	0	1	0.3	1	0	0	1	0	1	1	0.3		
35	Chris Stowell	3-0	9	3.0	0-1	.000	0-1	.000	0-0	.000	0	2	2	0.7	0	0	0	0	0	0	0	0.0		
Team											18	22	40											
Total.....		12	2400	320-678		.472	73-201	.363	181-246	.736	149	333	482	40.2	191	3	146	164	53	90	894	74.5		
Opponents.....		12	2400	260-699		.372	63-223	.283	120-166	.723	131	251	382	31.8	222	2	123	159	40	81	703	58.6		

TEAM STATISTICS	UM	OPP	Date	Opponent	Score	Att.	
SCORING	894	703	11-11-16	WESTERN CAROLINA	w 92-43	7142	
Points per game	74.5	58.6	11-16-16	at North Florida	w 94-56	3148	
Scoring margin	+15.9	-	11-19-16	PENN	w 74-62	6753	
FIELD GOALS-ATT	320-678	260-699	^ 11-24-16	vs Stanford	w 67-53	2436	
Field goal pct	.472	.372	^ 11-25-16	vs Iowa State	L 56-73	1876	
3 POINT FG-ATT	73-201	63-223	^ 11-27-16	vs Florida	L 56-65	1216	
3-point FG pct	.363	.283	@ 11-30-16	RUTGERS	w 73-61	7064	
3-pt FG made per game	6.1	5.3	% 12-03-16	vs Wofford	w 74-57	4885	
FREE THROWS-ATT	181-246	120-166	12-06-16	SOUTH CAROLINA STATE	w 82-46	6489	
Free throw pct	.736	.723	12-16-16	FLORIDA ATLANTIC	w 76-56	6857	
F-Throws made per game	15.1	10.0	12-22-16	GEORGE WASHINGTON	w 72-64	6871	
REBOUNDS	482	382	12-28-16	COLUMBIA	w 78-67	7045	
Rebounds per game	40.2	31.8					
Rebounding margin	+8.3	-					
ASSISTS	146	123	^ = AdvoCare Invitational, Orlando, Fla.				
Assists per game	12.2	10.3	@ = ACC/Big Ten Challenge				
TURNOVERS	164	159	% = Hoophall Miami Invitational				
Turnovers per game	13.7	13.3	* = Conference game				
Turnover margin	-0.4	-					
Assist/turnover ratio	0.9	0.8					
STEALS	90	81					
Steals per game	7.5	6.8					
BLOCKS	53	40					
Blocks per game	4.4	3.3					
ATTENDANCE	48221	13561					
Home games-Avg/Game	7-6889	1-3148					
Neutral site-Avg/Game	-	4-2603					

Score by Periods	1st	2nd	Totals
Miami	429	465	894
Opponents	308	395	703