U miami™

2000-01 MEN'S BASKETBALL



RUN! WITH USL

BIG EAST CONFERENCE

HURRICANESPORTS.COM

Building TRADITION



ESPN analysts Dick Vitale and John Saunders.

In 2000, Miami won the BIG EAST regular-season championship and reached the NCAA Sweet 16 for the first time in school history.

Miami is one of only three BIG EAST Conference teams to post a winning overall record in each of the last six seasons. Joining the Hurricanes are Syracuse and Connecticut.

Since the start of the 1996-97 season Miami has posted a 48-22 BIG EAST record tying the Hurricanes with Connecticut for the best conference record during that period.

The Hurricanes have posted a league-best 28-6 record over the last two seasons.

Miami has made post-season appearances in five of the last six years including three consecutive NCAA Tournament appearances (1998, 99, 00).

Miami has been nationally ranked in field goal percentage defense in each of the last four seasons including a No. 1 national ranking in 1997-98.

Last season Miami set a BIG EAST record holding opponents to 58.2 points per game.

The Hurricanes have 13 victories over ranked teams since 1995 and have defeated at least one ranked opponent in Miami Arena in each of the last six seasons.

In 1998-99 Miami became the first team in BIG EAST history to defeat Connecticut, Syracuse, St. John's and Georgetown on the road in the same season.



Miami head basketball coach Perry Clark.



First-round NBA draft pick Tim James and NBA Commissioner David Stern.

Over the last two seasons, Miami has recorded the BIG EAST's best conference road record (15-2).

Miami has had 10 All-Conference selections over the last eight seasons.

Miami ended the 1999-00 season ranked 23rd in the Associated Press poll and 20th in the ESPN/*USA Today* coaches poll marking the second straight season that the Hurricanes have been ranked in the season ending polls.

Miami is the only Division I men's basketball program in the state of Florida to register a winning record in each of the last six seasons. The Hurricanes' 110 wins and .618 winning percentage over the last six seasons are the highest among Florida's 11 Division I programs.

Artist's rendition of The RYDER CENTER.

The facility is expected to be completed for the 2001-02 basketball seasons and, among other uses, will become the home of the Miami men's and women's basketball programs.



TABLE OF CONTENTS

Hurricane Quick Facts

Location . . . Coral Gables, FL
Founded 1926
Enrollment 13,715
Nickname . . . . . Hurricanes
Colors . . . . . Orange, Green and White
Conference . . . . . BIG EAST
Home Arena . . . Miami Arena
Arena Capacity 15,388
President . Edward T. Foote II
Athletic Director . . . Paul Dee
Lettermen Return/Lost . . 8/3

Head Coach

Perry Clark . . . . . .
(Gettysburg, 1974)
Record at Miami: First Season
Overall Record: 185-145 (12th yr.)

Assistant Coaches

Dwight Freeman . . . . . .
(Western State, 1982)

Greg Gary . . . . . .
(Tulane, 1992)

Brock Kantrow . . . . . .
(LSU-Shreveport, 1992)

Sports Information

P.O. Box 248167
Coral Gables, FL 33124

Street Address

5821 San Amaro Drive
Coral Gables, FL 33146
Office: . . . . . (305) 284-3244
FAX: . . . . . (305) 284-2807

Staff

Sam Henderson . . . . . .
Assistant SID - Men's Basketball
(305) 412-8364 - Home
shenderson@miami.edu

Linda Britton . . . . . .
Director of Communications
(305) 853-3015 - Home

Kiersten Coleman . . . . . .
Assistant SID - Women's Basketball
(305) 666-4970 - Home

Joe Hornstein . . . . . .
Assistant SID - Baseball
(305) 598-2583 - Home

Doug Walker . . . . . .
Assistant SID - Football
(305) 598-8527 - Home

Etta Schaller . . . . . .
Publications Coordinator

Carol Recicar . . . . . .
Administrative Assistant

Front Cover

#32 Dwayne Wimbley
#5 John Salmons

Roster Page 2
Schedule 3
Season Outlook 4-5
Preseason Notes 6-7
Coach Clark 8-9
Coach Freeman 10
Coach Gary 11
Coach Kantrow 12
Basketball Support Staff . . 13
Where Are They Now? 14

Players

João Paulo Coelho 16-17
Leroy Hurd 18-19
James Jones 20-21
John Salmons 22-23
Jerry Schlie 24-25
Michael Simmons 26-27
Elton Tyler 28-29
Dwayne Wimbley 30-31
Newcomers 32-34

University

University of Miami 36-37
Distinguished Alumni 38
Administration 40-41
Biographies
Academics 42-43
Life Skills 44
Community Service 45
Compliance 46
Medical Staff 47
Strength Page 48
Hurricane Warnings - 49
Traditions, Spirit
Miami has it All 50
South Florida-A Sports . . . 51
Crazy City
Facilities 52-53
RYDER Center 54-55
Miami Arena-There's 56
No Place Like Home
Miami Arena 57
Attendance Results/UM
Year-by-Year Record
at Arena
Miami Arena 58
Single-game Records

BIG EAST

The BIG EAST 60-61
Conference
The BIG EAST 61
Conference-Nation's Most
Televised League
2000-01 BIG EAST 62-63
Composite Schedule . . . .
2001 BIG EAST 64
Championship Format
BIG EAST Tournament- 65
1999-00 Final Standings,
Tournament Results
1999-00 BIG EAST 66
Individual Statistical
Leaders
1999-00 BIG EAST 67
Team Statistical Leaders
UM BIG EAST Honors 68
UM BIG EAST Statistical . . 69
Leaders
UM BIG EAST Individual . . . 70
Single Game Records
UM BIG EAST Team 71
Single Game Records
UM BIG EAST Single 72
Season Individual Records
UM BIG EAST Single 73
Season Team Records
UM/Opponents 74
BIG EAST Tournament
Individual Records
UM/Opponents 75
BIG EAST Tournament
Team Records

Opponents

Boston College 78
Central Florida
Columbia 79
Connecticut
Eastern Illinois 80
Florida Atlantic
Lehigh 81
Memphis
Nebraska 82
North Carolina
UNC Charlotte 83
Northeastern
Pittsburgh 84
Providence
St. John's 85
Seton Hall
Syracuse 86
Tennessee-Martin
Villanova 87
Virginia Tech
West Virginia 88
2001 NCAA Tournament . . 89
Sites, 2000 NIT Results
2000 NCAA Tournament . . 90
Results
2001 NCAA Tournament . . 91
Bracket

1999-00 Season Review

1999-00 Season Review . . 94
1999-00 Results and 95
Attendance
1999-00 Statistics 96
1999-00 Team 97
Game-by-Game
1999-00 Points-Rebounds- . 98
Assists
1999-00 Superlatives 99
1999-00 Season . . . 100-116
Recaps and Boxscores
1999-00 Individual Stats . 117
(Mario Bland and João
Paulo Coelho)
1999-00 Individual Stats . 118
(Tarik El-Bassiouni, Orlando
Gonzalez and Johnny
Hemsley)
1999-00 Individual Stats . 119
(Leroy Hurd and Vernon
Jennings)
1999-00 Individual Stats . 120
(James Jones and Oti
Roberts)
1999-00 Individual Stats . 121
(John Salmons and
Michael Simmons)
1999-00 Individual Stats . 122
(Elton Tyler and Dwayne
Wimbley)

History

History 1926-00 . . . 124-130
Hurricane Basketball 131
Captains
Hurricane Lettermen . 132-133
Post Season 134-136
Tournament Teams
Post Season 137
Tournament Teams/
Results
1000-Point Club 138
UM All-Americans 139
UM Retired Jerseys 140
UM Players Selected 141
in the NBA Draft

Records

Team Records 144
Individual Game Records . 145
Individual Season . . . 146-147
Records
Individual Career . . . 148-149
Records
Year by Year 150-151
Statistical Leaders
Hurricane Head 152
Coaches/Year-by-Year
Results
Series Records 153-154
Series Opponents . . . 155-159
Yearly Results 160-165

Media

Covering the Hurricanes . 168
TV/Radio Coverage 169
Media Coverage 170-171
Directions to Sites 172
Maps 173
Where to Stay 174
Arena Diagram/Ticket . . . 175
Information

The 2000-01 University of Miami Basketball Media Guide was published by the University of Miami Sports Information Office. Copyright © 2000.

Editor: Sam Henderson • **Design:** Etta Schaller

Contributors: Linda Britton, Bob Burda, Kiersten Coleman, Greater Miami Chamber of Commerce, Connie Mack, Izaias Matos, Jay Mazurowski, Carol Recicar, Angie Salazar, Stephanie Shank, Doug Walker, Rob Wilson, Opponent SIDs, UM Alumni Relations.

Cover Photos: J.C. Ridley, Tomasso DeRosa

Photography: J. C. Ridley, Tomasso DeRosa, Bob Rosato, Al Messerschmidt, Richard & Micki Lewis, Bob Rosato, Nat Butler, Tom DiPace, Rhona Wise, Raul Zarranz, Thomas Maguire, Gary Rothstein, William Lai, Tomasso DeRosa, Norm Fisher, Miami Heat, Miami Dolphins, Florida Marlins, Florida Panthers, Milwaukee Bucks, Golden State Warriors, University Relations, Metro-Dade County Department of Tourism, Opponent SIDs.

Printing: Bellak Printing

2000-01 HURRICANE ROSTERS



ALPHABETICAL

No	Name	Pos	Ht	Wt	Class	Previous School/Hometown
4	Marcus Barnes	G	6-2	200	Fr.	Miami Senior/Miami, FL
13	Paulo Coelho	G	6-2	185	Jr.	Figueira da Foz, Portugal
14	Rodrigue Djahue	F	6-7	255	Fr.	Miami NW Christian Academy/Abidjan, Ivory Coast
3	Joe Gordon	G	6-2	180	Jr.	Brevard (FL) CC/Palm Bay, FL
00	Leroy Hurd	G/F	6-7	205	So.	Moss Point/Moss Point, MS
33	James Jones	F	6-8	211	So.	Miami American/Miami, FL
44	Reo Logan	F/C	6-11	211	Fr.	Hillcrest/Country Club Hills, IL
21	Darius Rice	F	6-10	205	Fr.	Lanier/Jackson, MS
5	John Salmons	F	6-7	200	Jr.	Plymouth Whitemarsh/Philadelphia, PA
11	Jerry Schlie	F	6-6	200	Jr.	Sachem/Holbrook, NY
1	Michael Simmons	G	6-0	185	So.	Mercersburg (PA) Academy/Los Angeles, CA
25	Elton Tyler	F	6-9	215	Sr.	West Roxbury/Dorchester, MA
32	Dwayne Wimbley	F	6-9	245	Sr.	St. Thomas Aquinas/Fort Lauderdale, FL

NUMERICAL

No	Name	Pos	Ht	Wt	Class	Previous School/Hometown
00	Leroy Hurd	G/F	6-7	205	So.	Moss Point/Moss Point, MS
1	Michael Simmons	G	6-0	185	So.	Mercersburg (PA) Academy/Los Angeles, CA
3	Joe Gordon	G	6-2	180	Jr.	Brevard (FL) CC/Palm Bay, FL
4	Marcus Barnes	G	6-2	200	Fr.	Miami Senior/Miami, FL
5	John Salmons	F	6-7	200	Jr.	Plymouth Whitemarsh/Philadelphia, PA
11	Jerry Schlie	F	6-6	200	Jr.	Sachem/Holbrook, NY
13	Paulo Coelho	G	6-2	185	Jr.	Figueira da Foz, Portugal
14	Rodrigue Djahue	F	6-7	255	Fr.	Miami NW Christian Academy/Abidjan, Ivory Coast
21	Darius Rice	F	6-10	205	Fr.	Lanier/Jackson, MS
25	Elton Tyler	F	6-9	215	Sr.	West Roxbury/Dorchester, MA
32	Dwayne Wimbley	F	6-9	245	Sr.	St. Thomas Aquinas/Fort Lauderdale, FL
33	James Jones	F	6-8	211	So.	Miami American/Miami, FL
44	Reo Logan	F/C	6-11	211	Fr.	Hillcrest/Country Club Hills, IL

HEAD COACH: Perry Clark (1st Season/Gettysburg, '74)
ASSISTANT COACHES: Dwight Freeman (6th Season/Western State, '82)
Greg Gary (1st Season/Tulane, '92)
Brock Kantrow (1st Season/LSU-Shreveport, '92)

By Class

Seniors (2)
Elton Tyler . . . . . F
Dwayne Wimbley C

Juniors (4)
Joao Paulo Coelho . . . . . G
Joe Gordon . . . . . G
John Salmons . . . . . G/F
Jerry Schlie . . . . . F

Sophomores (3)
Leroy Hurd . . . . . G/F
James Jones . . . . . F
Michael Simmons . . . . . G

Freshmen (4)
Marcus Barnes . . . . . G
Rodrigue Djahue . . . . . F
Reo Logan . . . . . F/C
Darius Rice . . . . . F

By State/Country

California (1)
Michael Simmons . . . . . G
Los Angeles

Florida (4)
Marcus Barnes . . . . . G
Miami
Joe Gordon . . . . . G
Palm Bay
James Jones . . . . . F
Miami
Dwayne Wimbley C
Ft. Lauderdale

Illinois (1)
Reo Logan . . . . . F/C
Country Club Hills

Ivory Coast (1)
Rodrigue Djahue . . . . . F
Abidjan

Massachusetts (1)
Elton Tyler . . . . . F
Dorchester

Mississippi (2)
Leroy Hurd . . . . . G/F
Moss Point
Darius Rice C
Jackson

New York (1)
Jerry Schlie . . . . . F
Sachem

Pennsylvania (1)
John Salmons . . . . . G/F
Philadelphia

Portugal (1)
Joao Paulo Coelho . . . . . G
Figueira da Foz

2000-01 SCHEDULE

Date	Day	Opponent	Location	Time	TV
Nov. 2	Thur.	#SPORTS TOURS INTERNATIONAL	KNIGHT SPORTS COMPLEX	7:00 p.m.	
Nov. 13	Mon.	#GLOBAL SPORTS	KNIGHT SPORTS COMPLEX	7:00 p.m.	
Nov. 18	Sat.	at Florida Atlantic	Boca Raton, FL	7:45 p.m.	
Nov. 21	Tue.	COLUMBIA	MIAMI ARENA	7:30 p.m.	
Nov. 25	Sat.	NORTHEASTERN	MIAMI ARENA	Noon	
Nov. 28	Tue.	at UNC Charlotte	Charlotte, NC	7:30 p.m.	Fox Sports Net
Dec. 4	Mon.	at North Carolina	Chapel Hill, NC	7:00 p.m.	ESPN2
Dec. 9	Sat.	CENTRAL FLORIDA	MIAMI ARENA	7:30 p.m.	
Dec. 16	Sat.	^Nebraska	National Car Rental Center	1:00 p.m.	
Dec. 18	Mon.	EASTERN ILLINOIS	MIAMI ARENA	7:30 p.m.	
Dec. 21	Thur.	MEMPHIS	MIAMI ARENA	7:30 p.m.	Fox Sports Net
Dec. 27	Wed.	LEHIGH	MIAMI ARENA	4:00 p.m.	
Dec. 29	Fri.	TENNESSEE-MARTIN	MIAMI ARENA	4:00 p.m.	
Jan. 3	Wed.	*at Pittsburgh	Pittsburgh, PA	7:30 p.m.	Fox Sports Net
Jan. 7	Sun.	*BOSTON COLLEGE	MIAMI ARENA	2:00 p.m.	Fox Sports Net
Jan. 10	Wed.	*at Virginia Tech	Blacksburg, VA	7:00 p.m.	Fox Sports Net
Jan. 13	Sat.	*at Boston College	Chestnut Hill, MA	Noon	WPLG-TV
Jan. 16	Tue.	*at Providence	Providence, RI	7:30 p.m.	Fox Sports Net
Jan. 20	Sat.	*CONNECTICUT	MIAMI ARENA	4:00 p.m.	Fox Sports Net
Jan. 22	Mon.	*at St. John's	New York, NY	7:00 p.m.	ESPN
Jan. 28	Sun.	*PROVIDENCE	MIAMI ARENA	Noon	Fox Sports Net
Feb. 1	Thur.	*SETON HALL	MIAMI ARENA	7:00 p.m.	ESPN2
Feb. 6	Tue.	*VIRGINIA TECH	MIAMI ARENA	7:00 p.m.	Fox Sports Net
Feb. 10	Sat.	*ST. JOHN'S	MIAMI ARENA	3:30 p.m.	ABC
Feb. 13	Tue.	*at Syracuse	Syracuse, NY	7:30 p.m.	ESPN2
Feb. 17	Sat.	*at Villanova	Villanova, PA	9:00 p.m.	ESPN
Feb. 24	Sat.	*at Connecticut	Storrs, CT	3:30 p.m.	ABC
Feb. 28	Wed.	*WEST VIRGINIA	MIAMI ARENA	7:00 p.m.	Fox Sports Net
Mar. 3	Sat.	*VILLANOVA	MIAMI ARENA	Noon	WPLG-TV
Mar. 7-10	Wed.-Sat.	AT&T BIG EAST Championship	New York, NY		
	Wed.	Opening Round		TBD	ESPN/ESPN2
	Thurs.	Quarterfinals		TBD	ESPN/ESPN2
	Fri.	Semifinals		7:00 p.m./9:00 p.m.	ESPN
	Sat.	Championship		8:00 p.m.	ESPN

*- denotes BIG EAST Conference game
^- denotes 2000 Orange Bowl Basketball Classic presented by First Union
#- denotes exhibition game
All times are EST

—ALL DATES AND TIMES ARE SUBJECT TO CHANGE—
FOR TICKETS, CALL 1-800-GO-CANES or (305) 284-CANES

2000-01 SEASON OUTLOOK

The University of Miami men's basketball team enters the 2000-01 season with a new coach but the same high expectations. One might think that the loss of three starters and a head coach would signal a rebuilding year for the Hurricanes. But after three straight NCAA Tournament appearances, the 1999-00 BIG EAST Regular Season Championship and the school's first trip to the Sweet Sixteen the bar has been raised.

Leonard Hamilton may have left Miami for the NBA's Washington Wizards but he didn't leave the cupboard bare. New head coach Perry Clark inherits eight lettermen, including two starters from last season's 23-11 squad, as well as one of the nation's top recruiting classes for the 2000-01 season.

Frontcourt Leads The Way

The Hurricanes' nucleus of returning players includes two starters in the frontcourt with 6-9 forward Elton Tyler and 6-7 guard/forward John Salmons.

Tyler, who started all 34 games last season, will sit out the fall semester but is expected to rejoin the team second semester. Tyler is the Hurricanes' top returning scorer (10.4 ppg) and rebounder (5.6 rpg). Last season he led the Hurricanes in blocks (34) and field goal percentage (.512). Tyler has connected on 54.4 percent of his field goal attempts for his career.

"The key to our success this year is going to be how fast our returning players adjust to their new roles and responsabilities."

—Perry Clark

Salmons, who also started all 34 games a year ago, is considered the best defender on a Hurricane team that led the BIG EAST in field goal percentage defense (.377), three-point field goal percentage defense (.259) and set a BIG EAST record for scoring defense (58.2 ppg). He has been honored as the team's defensive player of the year each of thelast two seasons.

Last season Salmons took a more active role offensively improving his scoring average from 5.6 points as a freshman to 9.4 points as a sophomore. Salmons ranked third on the team with 20 double-figure scoring games and shot a team best 34.1 percent from three-point range. Salmons has the size and all-around game to be one of the BIG EAST's top players. In addition to his scoring average Salmons also added 5.4 rebounds and 1.9 assists per game while recording 50 steals and 20 blocks.

Also returning are 6-9, 245 pound center Dwayne Wimbley and 6-8, 211 pound forward James Jones. Wimbley, a senior, played in 33 games a year ago providing 2.9 points and 3.9 rebounds per game. He will be looked upon to give the Hurricanes strong rebounding and defense.

"Right now we are point guard by committee."

—Perry Clark

Jones, a sophomore from Miami, played in 33 games as a freshman averaging 3.9 points and 1.9 rebounds per game while shooting 10-32 (.312) from three-point range and 15-18 (.833) from the line.

"The key to our success this year is going to be how fast the returning players adjust to their new roles and responsabilities," says Clark. "John Salmons, Dwayne Wimbley and James Jones are going to be important to us early. They are three guys that have the most experience and are most ready to step up. They have to be cornerstones for us and give our young players a chance to develop."

Freshmen Add Depth Down Low

Adding more depth to the Hurricanes' front court will be a recruiting class headed by 6-10 McDonald's All-America Darius Rice. The forward from Jackson, MS can shoot from long range and runs the floor like a guard. Last season Rice averaged 25.8 points, 8.0 rebounds, 3.0 assists, 2.0 steals and 2.1 blocks per game in leading Lanier High School to a 31-7 record and a runner-up finish in the Mississippi High School Class 4A Tournament.

Rice's many honors last season included being named Mississippi Gatorade Player of the Year. Rice played for the East squad at the 2000 McDonald's All-America game recording a team-high 24 points connecting on 9-18 from the field including 4-8 from three-point range.

"Rice has tremendous enthusiasm and a real knowledge for the game," says Clark. "However he is still a freshman and we do not want top put a lot of pressure on him. The BIG EAST is a veteran conference and to ask a young player to come in and dominate is asking a lot."

In addition to Rice the Hurricanes welcome 6-11 forward/center Reo Logan (Country Club Hills, IL). Logan averaged 20 points, 11 rebounds and two blocks per game last season.

Redshirt freshman Rodrigue Djahue (Abidjan, Ivory Coast) should also see significant minutes for the Hurricanes. The 6-7, 255 pound forward sat out last season while recovering from back surgery his senior year in high school at Northwest Christian Academy in Miami. Djahue adds a strong presence under the basket and will be looked upon for rebounding and defense.

Replacing Backcourt a Key

This season the Hurricanes must find replacements for point guard Vernon Jennings and shooting guard Johnny Hemsley.

Miami returns three members of the backcourt from last season including sophomore point guard Michael Simmons, sophomore shooting guard Leroy Hurd and junior combination guard Paulo Coelho.

Simmons, the early favorite to take over the starting point guard spot, redshirted last season following preseason surgery to remove bone spurs from his right foot. As a freshman in 1998-99,



James Jones

2000-01 SEASON OUTLOOK



Michael Simmons

Simmons played in 27 games making 12 starts and averaged 2.7 points, 1.2 rebounds and 2.2 assists in 14.0 minutes per game.

Hurd returns following a strong freshman season. Hurd played in all 34 games, making four starts, and was Miami's top scorer off the bench at 4.3 points per game. Hurd is a tremendous all-around athlete having high jumped 6-10 in high school and has the size and versatility to also play forward.

Coelho, who has played both the point and shooting guard at UM, competed in 31 games last season, making four starts, and averaged 2.0 points, 0.9 rebounds and 1.3 assists per game. His 1.4-to-1 assist to turnover ratio ranked second on the team.

Battling the returning players will be a strong group of recruits including 6-2 JC All-American Joe Gordon (Palm Bay, FL) and 6-2 point guard Marcus Barnes (Miami, FL).

Gordon, a transfer from Brevard (FL) Community College, led all of Division I junior college in scoring at 27.5 points per game. The first-team NJCAA All-America and Florida Junior College Player of the Year shot 337-696 (.484) from the field, including 129-290 (.445) from three-point range, and 186-229 (.812) from the line. Gordon is expected to battle for a starting spot at either guard position.

Battling for minutes at the point will be Miami Senior standout Marcus Barnes. Barnes led Dade County in scoring last season averaging 30.7 points per game. A third-team All-State selection, Barnes also averaged 5.6 rebounds and 5.3 assists in leading Miami Senior to a 30-7 record.

"Right now we are point guard by committee," says Clark. "Certainly Michael Simmons has to step up and play a big part for us. Joe Gordon has shown the capacity to play some points guard and Marcus Barnes has also shown the ability to play the point. It is definitely a question we need to answer early."

Adding depth to the Hurricanes' perimeter game will be 6-6 junior forward Jerry Schlie. Schlie returns to UM after sitting out last season following surgery to repair a chondral defect in his right knee.

As a sophomore Schlie saw action in 13 games.

On the Schedule

The University of Miami will play 10 games this season against teams that participated in post season play a year ago including seven games against teams that advanced to the 2000 NCAA Basketball Championship.

Miami's schedule features 15 games at Miami Arena including eight BIG EAST battles against Boston College (Jan. 7), Connecticut (Jan. 20), Providence (Jan. 28), Seton Hall (Feb. 1), Virginia Tech (Feb. 6), St. John's (Feb. 10), West Virginia (Feb. 28) and Villanova (Mar. 3).

Miami opens its schedule on the road against Florida Atlantic (Nov. 18) prior to its home opener on Nov. 21 versus Columbia at Miami Arena. The Hurricanes open their BIG EAST Conference schedule at Pittsburgh (Jan. 3). Miami's BIG EAST home opener will be on Jan. 7 versus Boston College.

"Our players will need to grow quickly."

—Perry Clark

The Hurricanes' non-conference schedule is highlighted by 2000 Final Four participant North Carolina. Miami will travel to Chapel Hill to face the Tar Heels on Dec. 4. In addition, Miami will take on perennial powers North Carolina Charlotte (Nov. 28) and Memphis (Dec. 21).

On Dec. 16 the Hurricanes will face Big 12 opponent Nebraska in the 2000 Orange Bowl Basketball Classic presented by First Union at the National Car Rental Center in Sunrise, FL.

"This is an extremely challenging schedule for a young team," says Clark. "Playing such established programs as North Carolina, North Carolina Charlotte, Memphis and Nebraska presents a lot of opportunities and will help prepare us for our difficult league schedule. Our players will need to grow quickly."



Paulo Coelho

Hurricane NEWS & NOTES

MIAMI REACHES SWEET 16:

With its 75-62 win over Ohio State, the University of Miami advanced to the Sweet 16 of the NCAA Championships for the first time in school history. Miami has advanced to post-season play in five of the last six seasons including three consecutive NCAA tournament appearances.

HURRICANES EARN SHARE OF BIG EAST TITLE:

With its 74-70 win over St. John's Miami earned a share of the 1999-2000 BIG EAST regular season title. The BIG EAST title was the first for Miami and the Hurricanes first conference title of any kind since the 1964-65 season.

PLAYING SPOILER:

Miami's win over No. 18 St. John's in last season's regular season finale marked the sixth consecutive season that the Hurricanes have defeated a ranked opponent in the Miami Arena.

Wins Over Ranked Teams at Miami Arena since 1994-95:

Feb. 4, 1995	Georgetown (#13 AP, #13 USAT)	67-61
Jan. 3, 1996	Syracuse (#11 AP, #12 USAT)	75-66
Dec. 7, 1996	Syracuse (#19 AP, #17 USAT)	67-63
Nov. 21, 1997	NC Charlotte (#17 AP, #17 USAT)	89-72
Jan. 6, 1998	Connecticut (#8 AP, #8 USAT)	76-67
Feb. 28, 1998	West Virginia (#19 AP/#19 USAT)	70-66
Jan. 6, 1999	St. John's (#10 AP/#9 USAT)	84-79
Mar. 5, 2000	St. John's (#18 AP/#21 USAT)	74-70

UM TIES SCHOOL RECORD FOR WINS:

Last season Miami recorded 23 wins tying the school single season record for victories. Miami's single season record of 23 victories was set during the 1959-60 season and later tied during 1962-63 and 1998-99 seasons. Miami's 23 wins gave the Hurricanes' their second consecutive 20-win season. The back-to-back 20-win seasons are the first for Miami since the 1963-64, 1964-65 seasons.

WINNING WAYS:

Miami has recorded six consecutive winning seasons. The last time Miami recorded at least six straight winning seasons was the 1968-69 campaign when the 'Canes registered their 10th straight winning season.

ROAD WARRIORS:

Over the last two seasons Miami is 15-2 in BIG EAST road games. The 15-2 mark is the best among BIG EAST schools over the last two seasons. Miami has won 16 of its last 18 BIG EAST road games dating back to the 1997-98 season.

Top BIG EAST Road Records Over Last Two Seasons:

1.	MIAMI	15-2 (.882)
2.	Connecticut	14-3 (.823)
3.	Syracuse	13-4 (.765)
4.	St. John's	11-6 (.647)

ROAD HISTORY:

With its 63-57 win over Connecticut last season the University of Miami became the first school to win consecutive games against the Huskies at Gampel Pavilion. Miami defeated Connecticut 73-71 in its previous trip to Storrs on February 20, 1999.

MIAMI DOMINATES IN THE ARENA:

In 11 seasons the Hurricanes have compiled a 115-62 (.650) overall record, including a 10-4 mark last season. UM has posted a 68-21 (.764) home record since 1994. UM is 39-14 (.736) in its last 53 BIG EAST home games dating back to the 1994-95 season.

Top 5 BIG EAST Home Winning Percentages (1994-2000):

Conference Games Only:

1.	Connecticut	41-12 (.774)
1.	Villanova	41-12 (.774)
3.	MIAMI	39-14 (.736)
4.	Georgetown	35-18 (.660)
5.	Syracuse	34-19 (.642)

MIAMI ENDS SEASON NATIONALLY RANKED:

Miami ended the 1999-2000 season ranked 20th in the ESPN/*USA Today* Coaches poll and 23rd in the final Associated Press poll marking the second consecutive season the Hurricanes have ended the season nationally ranked. In 1998-99 Miami finished 10th in the final AP poll and 12th in the season ending *USA Today*/ESPN poll.

DEAD-EYE FROM THE LINE:

Miami led the BIG EAST and ranked 13th in the nation shooting 74.8 percent from free throw line last season.

DEFENDING THE BIG EAST:

Last season the Hurricanes led the BIG EAST in scoring defense (58.2 ppg), field goal percentage defense (.377) and three-point field goal percentage defense (.259). Miami has led the league in field goal percentage defense for two straight seasons and its 58.2 ppg allowed last season established a new BIG EAST record. The Hurricanes broke the old mark of 59.4 points per game set by Georgetown in 1981-82.



John Salmons

SUCCESS IN THE SUNSHINE STATE:

Entering the 2000-01 season the Hurricanes are the only team in the state of Florida to register a winning record in each of the last six seasons. The Hurricanes' 110-68 (.618) mark since the 1994-95 season is the top winning percentage and most victories among the state's 11 Division I programs.

School	94-95	95-96	96-97	97-98	98-99	99-00	Overall Record
MIAMI	15-13	15-13	16-13	18-10	23-7	23-11	110-68 (.618)
Florida	17-13	12-16	13-17	14-14	22-9	29-8	107-78 (.578)
FIU	11-19	13-15	16-13	21-8	13-16	16-13	90-84 (.517)
USF	18-12	12-16	8-19	16-13	14-14	17-13	85-87 (.497)
FSU	12-15	13-14	20-12	17-13	13-17	11-17	87-89 (.494)
UCF	11-16	11-19	7-19	17-11	19-10	11-17	76-92 (.452)
Stetson	15-12	10-17	9-18	11-15	14-13	13-15	72-90 (.444)
Jacksonville	18-9	15-13	5-23	8-19	12-15	8-18	66-97 (.405)
Beth.-Cook.	12-16	12-15	12-16	1-24	11-16	12-15	60-102 (.370)
FAMU	5-22	8-19	8-19	10-16	12-19	9-22	52-117 (.308)
FAU	9-18	9-18	16-11	5-22	6-20	2-28	47-117 (.287)

Hurricane NEWS & NOTES

AMONG THE ELITE:

Since the start of the 1996-97 season UM has compiled a 48-22 (.686) record in BIG EAST regular season games tying Connecticut for the best conference mark over that period.

Conference Records Since 1996-97:

Connecticut	48-22	.686
MIAMI	48-22	.686
St. John's	47-23	.671
Syracuse	44-26	.629
Villanova	38-32	.543
Seton Hall	33-37	.471
West Virginia	32-38	.457
Notre Dame	31-39	.443
Providence	30-40	.429
Georgetown	29-41	.414
Rutgers	26-44	.371
Pittsburgh	26-44	.371
Boston College	24-46	.342

MIAMI RANKS FOR FOURTH STRAIGHT SEASON:

Miami ended the season ranked 20th in the nation in field goal percentage defense marking the fourth straight season the Hurricanes have ranked nationally in the category. In 1998-99 the Hurricanes ended the season ranked 13th in the nation in field goal percentage defense (.384). In 1997-98 the University of Miami led the nation holding teams to 37.9 percent shooting from the floor. In 1996-97 Miami held opponents to 38 percent shooting from the field to rank sixth nationally.



Leroy Hurd

MAN OF STEAL:

In just two seasons Miami forward John Salmons has recorded 78 steals and needs only 35 this season to move into the Hurricanes' top-10 for career steals. Last season Salmons recorded 50 steals which ranks as the seventh best single season total in UM history. Salmons is only the fifth player in UM history to record 50 or more steals in a season.

POSTING GREAT NUMBERS:

Last season the Hurricanes held the opposition's starting centers to an average of 6.7 points and 4.5 rebounds per game. Miami allowed only eight starting centers last season to score in double-figures and only four to grab 10 or more rebounds.

SELECT COMPANY:

The Hurricanes are one of just three BIG EAST schools to post a winning overall record each of the past six seasons. Joining the Hurricanes are Syracuse and Connecticut.

A SWEEPING SUCCESS:

With their win over Pittsburgh on February 29 the Hurricanes recorded their third season sweep last season. Miami also swept Notre Dame and West Virginia. Miami has registered 13 BIG EAST regular season two-game sweeps since joining the league in the 1991-92 season. Miami has recorded at least one series sweep in each of the last six seasons. Below is a list of UM's BIG EAST series sweeps:

1994-95:	Providence
	St. John's
	Boston College
1995-96:	Notre Dame
1996-97:	Georgetown
1997-98:	Notre Dame
1998-99	Boston College
	St. John's
	Georgetown
	Rutgers
1999-00:	Notre Dame
	Pittsburgh
	West Virginia



Dwayne Wimbley

DID YOU KNOW?:

The University of Miami has registered a league best 28-6 (.824) conference mark over the last two seasons.

Conference Record Last Two Seasons:

	1998-99	1999-00	Total
MIAMI	15-3	13-3	28-6 (.824)
St. John's	14-4	12-4	26-8 (.787)
Connecticut	16-2	10-6	26-8 (.787)
Syracuse	10-8	13-3	23-11 (.676)
Villanova	10-8	8-8	18-16 (.529)
Seton Hall	8-10	10-6	18-16 (.529)
Notre Dame	8-10	8-8	16-18 (.471)
Rutgers	9-9	6-10	15-19 (.441)
Providence	9-9	4-12	13-21 (.382)
Georgetown	6-12	6-10	12-22 (.353)
West Virginia	4-14	6-10	10-24 (.294)
Pittsburgh	5-13	5-11	10-24 (.294)
Boston College	3-15	3-13	6-28 (.176)

Head Coach PERRY CLARK



When University of Miami Athletic Director Paul Dee announced the hiring of Perry Clark as the Hurricanes' ninth head men's basketball coach on July 6, 2000 he knew he had a coach who understood what it took to build a program.

Clark comes to Coral Gables having spent 11 seasons at Tulane University in New Orleans, LA. With the Green Wave, Clark compiled a 185-144 (.562) record, had six 20-win seasons, seven post-season appearances (3 NCAA, 4 NIT) and won the Metro Conference Championship in 1992. He was the 1992 National Coach of the Year and a two-time Metro Conference Coach of the Year (1991, 1992).

In his final season at Tulane in 1999-2000, Clark guided the Green Wave to a 20-11 record, the Conference USA National Division crown and a berth in the National Invitational Tournament.

A PROGRAM BUILDER

Clark was hired at Tulane on July 16, 1988 and immediately set forth on rebuilding a program that had been dismantled following NCAA sanctions. When he arrived on campus he had no office, no staff and no equipment.

That first season in 1989-90, Clark guided a team that consisted predominantly of walk-ons to a 4-24 record. The team did show improvement throughout the season however. After losing three of its first four games by 20, 27 and 30 points, the Green Wave became competitive by the end of the season dropping 13 games by 11 points or less.

Clark's second season would be much different. Tulane went 15-13 earning Clark 1990-91 Metro Conference Coach of the Year honors.

In 1991-92, Tulane turned the corner. Tulane opened the season with 13 straight victories, including an 87-83 overtime win over Louisville at Freedom Hall, which catapulted the Green Wave into the national rankings (No. 23) for the first time in 40 years.

Tulane would remain ranked for 11 consecutive weeks en route to a 22-9 record, its first Metro Conference title, a trip to the NCAA Tournament and a first round win over St. John's.

The Green Wave opened the 1992-93 campaign ranked among nations top-20 teams but a season ending injury to leading scorer Kim Lewis in November seemed to put an end to the team's high expectations.

That season Clark guided his team to another 22-9 record, another NCAA Tournament appearance and another NCAA first round victory.

Clark and his staff followed up the next season signing one of the nation's top recruiting classes. In 1993-94, despite half the team's scoring and rebounding production coming from freshmen, Clark and the Green Wave were in postseason play again, reaching the second round of the NIT.

In 1994-1995, Tulane was back in the NCAA Tournament, winning another first round game and posting the second-most victories in school history (23). The next season, the Wave made its deepest run ever in postseason, reaching the NIT Final Four and finishing 22-10. The postseason and 20-win streaks continued in 1996-97.

The six consecutive post-season appearances are the most in any sport in Tulane history.

THE POSSE

Then, there is the story of "The Posse." It started in the 1990-91 season, and when Tulane exploded on the national scene in 1992, it became one of the hottest items in college basketball.

To describe briefly, Clark would send in mass substitutions about five minutes into the game. "The Posse" would then increase the tempo of the game, usually to its advantage. Part of Clark's hometown of Washington, D.C., inspired the moniker.

"I'm a Redskins fan, and their wide receivers are called The Posse," he said. "It (nicknaming the bench) just kind of happened one day."

Clark's Tulane teams became known for their fast-paced, energetic, all-out style, particularly "The Posse," which helped Tulane force more than 20 turnovers a game for a span of four straight seasons.

"Perry's juice and motivation comes from his competitive nature and sense of pride in what he does," said McNeese State head coach Ron Everhart, an assistant to Clark from 1988-94. "The most amazing part about Perry to me is that his competitive nature comes over into almost every aspect of coaching, teaching and helping the young men on the team. He takes pride not just in coaching basketball but in helping young men prepare themselves for life situations."

Those ideals came to Clark at an early age from his family.

"My grandparents raised daughters to become a federal judge and a head of the Democratic Committee in Washington, DC," says Clark. "They taught me pride, they taught me respect. They taught me that a person can achieve no matter what the obstacles."



COACHING EXPERIENCE:

2000-Present. . Head Coach, University of Miami; Coral Gables, Florida
1989-2000 . . . Head Coach, Tulane University; New Orleans, Louisiana
1986-1988 . . . Associate Head Coach, Georgia Tech; Atlanta, Georgia
1982-1986 . . . Assistant Coach, Georgia Tech; Atlanta, Georgia
1978-1982 . . . Assistant Coach, Penn State University; University Park, Pennsylvania
1975-1978 . . . Assistant Coach, DeMatha Catholic High School; Hyattsville, Maryland

PLAYING EXPERIENCE:

1971-1974 . . . Three-year letterman, Gettysburg College; Gettysburg, Pennsylvania
1967-1971 . . . DeMatha Catholic High School; Hyattsville, Maryland

EDUCATION:

1974 . . . . . B.S. in Communications, Gettysburg College; Gettysburg, Pennsylvania

PERSONAL:

Born: December 4, 1951 in Washington D.C.
Children: Nicole (21) and Pamela (17)

Head Coach PERRY CLARK

SUCCESS AT ALL LEVELS

Clark has also had the chance to achieve on another level as part of USA Basketball competitions. His South team won the gold medal at the 1994 U.S. Olympic Festival in St. Louis. In the summer of 1995 he was an assistant coach for the USA team in the Junior World Championships in Athens, Greece.

LEARNING FROM THE BEST

Clark has had the chance to learn the coaching game from some of the best in the business. Most recently, he spent six years at Georgia Tech (1982-88) under Bobby Cremins, the last two as associate head coach.

While at Georgia Tech the Yellow Jackets registered a 123-64 (.658) record, had three 20-win seasons, made five post-season appearances, including four straight trips to the NCAA Tournament, and were ACC Champions in 1984-85. Georgia Tech twice reached the NCAA Final 8 in 1985 and 1986.

Prior to coming South, Clark was an assistant to Dick Harter at Penn State for four years, and before that, he assisted legendary prep coach Morgan Wootten at DeMatha Catholic High School for three seasons.

During Clark's tenure at Penn State the Nittany Lions went 62-50 (.554), recorded three consecutive winning seasons and advanced to the NIT in 1980. During his three seasons under Morgan Wootten, DeMatha Catholic posted a 107-8 (.930) record.

Clark credits Cremins and Wootten for helping prepare him to deal with the potential distractions of being a college head coach.

"I think I've had the chance to be around great teachers like Bobby Cremins and Morgan Wootten, two people - especially Bobby - who stayed focused. Bobby is great at focusing on the task at hand.

"Morgan's organization helped me understand to organize and prioritize, and that's helped me avoid distractions. The biggest thing is not taking myself too seriously. The most important thing is the players and team. As long as that's the No. 1 priority, I don't get too wrapped up in the other stuff."

SUCCESS BREEDS SUCCESS

Success has also followed Clark's players, particularly in the early stages of their careers. In his stints at Georgia Tech and Tulane, Clark went a phenomenal eight for nine, from 1983 to 1992, in helping produce the conference's top rookie, including a Metro record three in a row at Tulane.

At Georgia Tech, it was Mark Price (1983), Bruce Dalrymple (1984), Duane Ferrell (1985), Tom Hammonds (1986) and Dennis Scott (1988). At Tulane, Anthony Reed (1990), Kim Lewis (1991) and Pointer Williams (1992) claimed consecutive Metro Conference Freshman of the Year honors.

Clark also has coached 13 players who have gone to the NBA including draftees Anthony Reed and Jerald Honeycutt at Tulane, Frank Brickowski from Penn State, and Dairymple, Ferrell, Hammonds, Yvon Joseph, Craig Neal, Brian Oliver, Price, John Salley, Scott and Brook Steppe from Tech.

Clark was born December 4, 1951 in Washington, D.C. He attended DeMatha Catholic High School and went on to Gettysburg (PA) College, where he graduated in 1974 with a degree in communications. He started at guard each of his three seasons and had career averages of 11.5 points and 4.7 rebounds per game. Clark has two daughters, Nicole (21) and Pamela (17).

PERRY CLARK VS. ALL OPPONENTS

Alabama	3-2	Kentucky	0-1	Princeton	1-0
Alabama-Birmingham	6-7	Lafayette	1-0	Rice	1-1
American (PR)	1-0	Lamar	2-0	Rhode Island	0-1
Arizona	0-1	Lehigh	1-0	St. John's	1-0
Arkansas State	0-1	Long Beach State	0-1	St. Louis	3-4
Auburn	1-1	Louisville	5-15	Sacramento State	2-0
Bethune-Cookman	1-0	Maryland	0-1	Samford	1-1
Brigham Young	1-0	Marquette	3-2	Siena	0-1
Butler	0-1	Memphis	5-10	South Carolina	1-4
California	0-1	Mercer	3-0	South Florida	12-7
California-Irvin	1-0	Miami	0-1	Southeastern Louisiana	3-0
Canisius	1-1	Michigan	0-2	Southern (B.R.)	1-0
Centenary	5-0	Minnesota	1-0	Southern Methodist	4-1
Central Connecticut State	1-0	Mississippi	1-0	Southern Mississippi	13-10
Cincinnati	1-9	Mississippi State	0-1	Stetson	1-0
Columbia	1-0	Mount St. Mary's	1-0	Temple	2-2
DePaul	3-3	Nebraska	0-1	Tennessee State	1-0
Drake	1-0	Nevada-Las Vegas	0-2	Tennessee Tech	1-0
Evansville	1-0	New Orleans	6-4	Texas A&M	2-1
Florida Atlantic	4-0	Nicholls State	9-0	Texas-Arlington	3-0
Florida State	2-5	North Carolina	0-1	Texas Christian	0-2
Fordham	1-0	North Carolina A&T	1-0	Texas Tech	1-1
Georgia State	1-0	NC Charlotte	7-8	Texas-Pan American	2-0
Georgia Tech	0-1	North Carolina State	1-2	Tulsa	1-1
Hartford	1-0	NC Wilmington	1-0	Virginia Commonwealth	9-1
Hawaii	0-1	Northeastern	0-2	Villanova	0-1
Hofstra	2-1	Northwestern	1-1	Virginia Tech	7-6
Houston	5-3	Northwestern State	1-0	Wagner	1-0
Howard	1-0	Oklahoma State	0-2	Wake Forest	0-2
Illinois State	1-0	Old Dominion	1-0	Xavier (OH)	1-0
Indiana	1-1	Pennsylvania	1-0		
Jackson State	0-1	Portland State	1-0		
Kansas State	1-0	Prairie View A&M	8-1		

CLARK'S RECORD

Yr	School	W	L	Pct.	Postseason
1989-90	Tulane	4	24	.143	
1990-91	Tulane	15	13	.536	
1991-92	Tulane	22	9	.710	NCAA (2nd round)
1992-93	Tulane	22	9	.710	NCAA (2nd round)
1993-94	Tulane	18	11	.621	NIT (2nd round)
1994-95	Tulane	23	10	.697	NCAA (2nd round)
1995-96	Tulane	22	10	.688	NIT (3rd place)
1996-97	Tulane	20	11	.645	NIT (1st round)
1997-98	Tulane	7	22	.241	
1998-99	Tulane	12	15	.444	
1999-00	Tulane	20	11	.645	NIT (1st round)
At Tulane	**11 seasons**	**185**	**145**	**.561**	
Overall	**11 seasons**	**185**	**145**	**.561**	

Assistant Coach DWIGHT FREEMAN



Dwight Freeman, who joined the UM staff in November of 1995, is entering his sixth season as a member of the Hurricane coaching staff. Freeman arrived at UM after serving one season as an assistant to Lefty Driesell at James Madison University. He is responsible for recruiting, scouting and providing on-court instruction.

In his first five years at Miami, Freeman has helped lead the Hurricanes to a 95-54 (.638) record, five straight winning seasons, four consecutive post-season appearances and three straight NCAA Tournament berths. Last season Miami tied the school-record for wins in a season with a 23-11 record, won the BIG EAST regular-season championship and reached the NCAA Tournament Sweet Sixteen for the first time in school history.

In 1997-98 the Hurricanes made their first trip to the NCAA Tournament since 1960 while the 1998-99 squad finished the season with a 23-7 record and ended the year ranked 10th by the Associated Press. Miami set a school record for conference victories, ending the season 15-3 in the BIG EAST and went on to receive its second NCAA Tournament bid.

During his tenure the Hurricanes have developed into on of the nation's top defensive teams. Miami has ranked nationally in field goal percentage defense in each of the last four seasons including a No. 1 national ranking in 1997-98.

Known as a strong recruiter Freeman's 1996-recruiting class was ranked as high as seventh nationally while the 1999 class was rated as high as 26th nationally. This season's class, which includes McDonald's All-American Darius Rice, ranks among the top-10 classes nationally.

A PROVEN VETERAN

Freeman brings a wealth of experience with him to Coral Gables. The Washington, D.C. native is beginning his 18th season in the collegiate coaching ranks. In addition to 14 seasons as an assistant, Freeman served as the head coach at Marshall University from 1990-94 where his teams recorded a 46-65 overall record. Freeman was Marshall's youngest head coach and the youngest head coach in the Southern Conference when he was appointed to the position at the age of 31.

He posted one winning season (16-11 in 1992-93) and one .500 season (14-14 in 1990-91) while guiding the Thundering Herd. In his first season at the helm, he led Marshall to an upset victory over 13th-ranked East Tennessee State and an emotional triumph over state rival West Virginia. Two years later he guided the Thundering Herd to a 16-11 record, the school's best finish in five years.

CLIMBING THE LADDER

Freeman began his coaching career as an assistant coach at Moberly Junior College in Missouri during the 1983-84 season. He followed that with stints at Hutchinson Junior College in Kansas (1984-85), Delaware State University (1985-88), Colgate University (1988-89) and one year as an assistant to Dana Altman at Marshall (1989-90) before replacing him as head coach when Altman left to take the head coaching job at Kansas State.

As a student-athlete, Freeman played one season at Southeast Community College in Nebraska, two seasons at Southern Methodist University in Dallas and concluded his career with one season at Western State College in Colorado. Prior to college, Freeman was a three-year letter-winner in basketball and played baseball at Anacostia High School in Washington, D.C.

He received his bachelor's degree in marketing and management from Western State College in 1982. Freeman and his wife, Angela, have a 11-year old son, Darrian, and an nine-year old daughter, Morgan.

COACHING EXPERIENCE:

1995-Present. . Assistant Coach, University of Miami
1994-95 . . . . Assistant Coach, James Madison University
1990-94 . . . . Head Coach, Marshall University
1989-90 . . . . Assistant Coach, Marshall University
1988-89 . . . . Assistant Coach, Colgate University
1985-88 . . . . Assistant Coach, Delaware State University
1984-85 . . . . Assistant Coach, Hutchinson Junior College
1983-84 . . . . Assistant Coach, Moberly Junior College

PLAYING EXPERIENCE:

1981-82 . . . . one-year letterman, Western State University
1979-81 . . . . two-year letterman, Southern Methodist University
1977-78 . . . . one-year letterman, Southeast Community College (NE)

EDUCATION:

1982 . . . . . B.S. Marketing and Management, Western State University

PERSONAL:

Name: . . . . . Dwight David Freeman
Age: 41
Born: . . . . . June 29, 1959 in Washington, D.C.
Wife: . . . . . The former Angela Cox
Children: . . . . Son-Darrian, 11; Daughter-Morgan, 9





The Freeman Family: Angela, Morgan, Darrin and Dwight.

Assistant Coach GREG GARY



Greg Gary enters his first season with the Hurricanes and his seventh season overall as a collegiate coach. Gary is responsible for coaching the Hurricanes' defense, scouting, on court instruction and recruiting.

A SUCCESSFUL COMBINATION

Gary comes to Miami after spending the previous two seasons as an assistant to Perry Clark at Tulane. Last season Gary helped guide the Green Wave to a 20-11 record, the Conference USA National Division crown and a trip National Invitational Tournament.

Overall, Gary has worked a total of six seasons with Clark having also served as an assistant at Tulane from 1993-97.

In his first stint with Clark, Gary helped lead the Green Wave to four postseason appearances, three 20-win seasons and an Associated Press Top-25 ranking.

During his first four seasons at Tulane the Green Wave compiled an 83-42 (.664) record while in his six seasons overall, the Green Wave posted a record of 115-68 (.628).

In addition to his tenure at Tulane, Gary spent the 1997-98 season as an assistant coach at McNeese State where he was responsible for practice preparation and offensive and defensive guard play, as well as heading the Cowboys' recruiting efforts.

A STANDOUT PLAYER

Gary was a standout player and three-year team captain for Tulane from 1989-92. In his career, Gary averaged 6.3 points, 4.3 assists and shot .822 from the free throw line. He finished his career as the school's all-time leader in assists (370) and ranked fourth in career free throw shooting. He still ranks third in career assists and fourth in free throw percentage. In all three seasons Gary recorded at least 100 assists.

As a senior in 1991-92 Gary started all 31 games averaging 5.0 points per game while handing out 101 assists with just 40 turnovers. That season Gary led the Green Wave to a 22-9 record and the school's first NCAA tournament win.

FROM A BASKETBALL FAMILY

Gary comes from a basketball family. His uncle Norman Delph lettered at Tulane in 1962-63, while his cousin Gary Delph lettered from 1980-84 and was a member of two Green Wave NIT teams.

Additionally, both of Greg's older brothers played college basketball – Jeff at Vanderbilt and Mark at UNC-Wilmington.

Born on February 14, 1970 in Anderson, IN, Gary is married to the former Claudia Hugill and has two daughters – Gabrielle (3) and Logan (1). Gary graduated from Tulane in 1992 with a Bachelors' degree in Business.

COACHING EXPERIENCE:

2000-Present. . Assistant Coach, University of Miami; Coral Gables, Florida
1998-2000 . . . Assistant Coach, Tulane University; New Orleans, Louisiana
1997-1998 . . . Assistant Coach, McNeese State University; Lake Charles, Louisiana
1993-1997 . . . Assistant Coach, Tulane University; New Orleans, Louisiana

PLAYING EXPERIENCE:

1989-1992 . . . Three-year letterman, Tulane University; New Orleans, Louisiana

EDUCATION:

1992 . . . . . B.A. in Business, Tulane University; New Orleans, Louisiana

PERSONAL:

Born: . . . . . February 14, 1970 in Anderson, IN
Wife: . . . . . The former Claudia Hugill
Children: . . . . Gabrielle (3) and Logan (1)



The Gary Family: Greg, Logan, Gabrielle and Claudia.

Assistant Coach BROCK KANTROW



Kantrow enters his first season as a member of the Hurricane coaching staff.

Kantrow comes to Miami from Tulane where he served as an administrative assistant in the Green Wave basketball office from 1997-99 before being promoted to assistant coach last season. His responsibilities at UM include coaching the Hurricanes' offense, practice preparation, scouting, player development and on-floor instruction. He will also serve as the director of the Hurricanes' Summer Basketball Camp.

EARLY COLLEGIATE SUCCESS

In his first season as a member of the Tulane coaching staff, Kantrow helped guide the Green Wave to a 20-11 record, their first since 1996-97, the Conference USA National Division crown and a trip National Invitational Tournament.

A SUCCESSFUL HIGH SCHOOL COACH

Prior to his stint at Tulane, Kantrow was a successful high school coach in Shreveport, LA. After graduating with a Bachelor's degree in General Studies from LSU-Shreveport in 1992, Kantrow took over the head coaching duties at his alma mater, Loyola College Prep, a Class 2A school in Shreveport, LA.

Kantrow returned to his alma mater with the goal of revitalizing the program and that is exactly what he did turning a doormat program into one of the strongest in Northwest Louisiana.

From 1993-97, Kantrow recorded four consecutive winning seasons, posted a career record of 73-35 (.676), won two district championships and was twice named District Coach of the Year. Three times he was honored as the Caddo Parish Coach of the Year (1994, 1996, 1997) and he is still the school's all-time winningest coach.

During his tenure Kantrow guided Loyola to many milestones. His teams recorded four consecutive winning seasons including back-to-back 20-win seasons. Both accomplishments marked the first of their kind in Loyola history.

Kantrow's teams also set school records for wins in a season and best single season winning percentage. Three times his teams earned rankings in the Louisiana Sports Writers Association Top-10 poll.

A PROVEN TEACHER

During his time at Loyola, Kantrow proved to be a great developer of talent. In just four seasons, Kantrow sent four players to Division I programs including Billy Thomas (Kansas), Skylard Owens (Notre Dame), Nick Sinville (Minnesota) and Reggie Cooksey (Centenary).

Kantrow played high school basketball at Loyola College Prep where he set the school's career record for assists. He was born on September 24, 1969 and is married to the former Jennifer Waits. The two have a son, Henry, who was born in January 1999.

COACHING EXPERIENCE:

2000-Present. . Assistant Coach, University of Miami; Coral Gables, Florida
1999-2000 . . . Assistant Coach, Tulane University; New Orleans, Louisiana
1997-1999 . . . Administrative Assistant, Tulane University; New Orleans, Louisiana
1993-1997 . . . Head Coach, Loyola College Prep, Shreveport, Louisiana

EDUCATION:

1992 . . . . . B.A. in General Studies, LSU-Shreveport, Shreveport, Louisiana.

PERSONAL:

Born: . . . . . September 24, 1969 in Shreveport, LA
Wife: . . . . . The former Jennifer Waites
Children: . . . . . Henry (1)



The Kantrow Family: Brock, Henry and Jennifer.

SUPPORT STAFF



Karen Fuller
Staff Associate

Currently in her eighth season as a member of the Miami basketball family, Fuller handles many assignments including the role of office manager.



Andrew Helton
Administrative Assistant

Helton is entering his second season with the Miami Basketball program. Helton handles many aspects of basketball operations including team travel, scheduling and film exchange.



Jesus Labrada
Graduate Assistant

Labrada is in his third season with the Hurricanes. He is pursuing a Master's Degree in Sports Administration.



David Andel
Manager

Andel is in his second season at Miami. He is a sophomore majoring in Business.



Ryan Erickson
Manager

Erickson is in his second season at Miami. He is a sophomore majoring in Sports Mangement.



Ryan Fisher
Manager

Fisher is in his second season with Miami. He is a sophomore majoring in Business.



Aniss Makki
Manager

Makki is in his second season at Miami. He is a sophomore majoring in Business Finance.



Christopher Polanco
Manager

Polanco is in his first season with the Hurricanes. He is a sophomore majoring in Systems Analysis.



Ryan Recoulley
Manager

Recoulley is in his first season at UM. He is a freshman majoring in Broadcast Journalism.

Success in the Classroom

Since the beginning with the 1990-91 season, 27 of the 30 seniors that have completed their eligibility at the University of Miami have gone on to receive their degrees while the other three are currently playing basketball professionally. Below is a list of the 27 who have graduated and their majors.

1991

Joe Ross. . . . . Business
Joe Wylie . . . . . Broadcast Communications

1992

Brandon Adams . . . . . Business
Jimmy Kieserman. . . . . Business Management
Joseph Randon . . . . . Business
Jerome Scott . . . . . Business

1993

Trevor Burton . . . . . Business
Adam Clark . . . . . Business
Anthony Lawrence . . . . Speech Communication
Jake Morton . . . . . Business
Hammie Ward . . . . . Business

1994

Adam Dusewicz . . . . . Finance
Chris Parker . . . . . Business Management

1995

Constantin Popa . . . . . Business Management

1996

Steven Edwards. . . . . Business
Anthony Rosa . . . . . Psychology
Brad Timpf . . . . . Microbiology

1997

Clifton Clark . . . . . Psychology
Will Davis . . . . . Sociology
Alex Fraser . . . . . Business
Steve Frazier . . . . . Business
Torey McCormick . . . . . Business

1998

Kevin Norris . . . . . Business Management
Jaime Waggoner . . . . International Finance and Marketing

1999

Tim James . . . . . Sociology

2000

Mario Bland. . . . . Business Administration
Vernon Jennings . . . . . Liberal Arts

SUCCESS – *Academic & Athletic*

Brandon Adams – (1992) Is an entrepreneur in Washington D.C.

Kendall Allen – (1963) Is a Real Estate Developer/ Broker in Altamonte Springs, FL.

Bruce Applegate – (1961) Is currently a teacher in Palm Beach Gardens, FL.

Wayne Beckner – (1965) President of Wayne C. Beckner and Associates, Inc. in Miami.

Dennis Burns – (1989) Is a teacher at Miami Killian High School.

Trevor Burton – (1993) Is a teacher in the Miami Dade public school system.

Dan Cantrell – (1970) Is President of Athletic Ministries International, Inc. in Memphis, TN.

Ed Contreras – (1959) President of Worldwide Technology, Inc. in Tampa.

Jerry Davis – (1959) Real Estate broker in Miami.

Tim Dawson – (1988) Principal at Miami Killian High School.

Adam Dusewicz – (1994) Is currently a lawyer in Miami.

Steven Edwards – (1996) Playing professionally in Argentina.

Steve Frazier – (1997) Is a teacher and basketball coach at Miami Killian High School.

Robert D. Green, DBA – (1967) Is President of R.D. Services, Inc. (business consulting) as well a professor in the School of Business at Indiana State University.

Thomas Green – (1969) Is currently self employed in Owensboro, KY.

Charles Grob – (1966) Retired businessman, currently pursuing an acting career in film and commerciels.

Thomas Hilbish – (1941) Is a Professor of Music at the University of Michigan in Ann Arbor, MI.

Tim James – (1999) Drafted in the first round of the NBA by the Miami Heat.

Jim Kieserman – (1992) Is a teacher and basketball coach at Penns Valley High School in Spring Mills, PA.

Dr. Edward Klima – (1956) Retired fishery scientist in Skamania, WA.

Rick Law – (1971) General Manager of AC Collins Ford in Pasadena, TX.

Stewart Marcus – (1966) Real Estate Broker in coconut Grove, FL.

Torey McCormick – (1997) Is currently working in Lebanon, OH at the national headquarters of Athletes in Action.

Edwin Morris – (1958) Is the owner of Morris & Associates, Inc. An engineering and architectural firm in Noblesville, IN.

Jake Morton – (1993) Played professionally in Israel for several seasons. Is currently coaching basketball at Bowie State University in Maryland

Bob Nylin – (1970) Is currently a principal at Logan county High School in Russellville, KY.

Kevin O'Riordan – (1971) Is President of I.T.I. Consultants in Coral Springs, FL.

John Osbourne – (1970) Is a pilot for American Airlines.

Constantin Popa – (1995) Playing professionally in Israel.

Kevin Presto – (1989) Broker for Enron Capital and Trade Corporation in Houston, TX.

Steve Rich – (1996) Playing professionally in Argentina.

Anthony Rosa – (1996) President and CEO of Global Sports Inc. in Woodbridge, NJ.

Kenneth Ryskamp – (1955) Is a United States District Court Judge (Southern District of Florida) in West Palm Beach, FL.

Phil Sistik – (1946) Is a retired Fire Chief in Coral Gables, FL.

Bill Soens – (1968) Drafted in the 11th round of the NBA by the Philadelphia 76ers and the 10th round of the ABA by the New York Nets. Is currently a realtor in Avalon, NJ.

Jamie Waggoner – (1997) Is currently working as a model in Miami.

Mike Wittman – (1967) Drafted in the 5th round of the NBA by the St. Louis Hawks and the 12th round of the ABA by the Anaheim Amigos. Is currently working for Goodyear Tires in Akron, OH.

Bob Schneckenberg – (1987) An architect at Robert M. Swedroe – Architects and Planners in Miami.

Dr. Robert B. Steiner – (1958) Is an orthopedic surgeon in Pleasanton, CA.

Brad Timpf – (1996) Currently studying to be a chiropractor.

Joe Wylie – (1991) Drafted in the second round by the Los Angeles Clippers. Currently playing professionally in Europe.



Tim Dawson is currently the Principal and basketball coach at Miami Killian High School.



Kenneth Ryskamp is now a United States District Court Judge.



PLAYERS

Paulo COELHO



6-2, 185
Junior, Guard
Figueira de Foz, Portugal

Career Highs

Points	9 vs. Illinois State (12-22-99)
FGM	2 vs. two opponents (last vs. Notre Dame, 2-26-00)
FGA	9 vs. Notre Dame (2-26-00)
3-PT FGM	2 vs. three opponents (last vs. Notre Dame 2-26-00)
3-PT FGA	5 vs. two opponents (last vs. Notre Dame 2-26-00)
FTM	3 vs. two opponents (last vs. Bethune-Cookman 11-30-99)
FTA	4 vs. two opponents (last vs. Bethune-Cookman 11-30-99)
Rebounds	4 vs. two opponents (last vs. Illinois State 11-30-99)
Assists	7 vs.two opponents (last vs. Florida Atlantic, 12-27-99)
Blocked Shots	1 vs.two opponents (last vs. Bethune-Cookman 11-30-99)
Steals	3 vs. three opponents (last vs. Notre Dame 11-30-99)
Minutes	36 vs. Memphis (12-4-99)

AT MIAMI

Junior guard who will compete for playing time at both point guard and shooting guard...a tremendous shooter with good court vision and savvy...brings a wealth of international experience to the Hurricane backsourt.

AS A SOPHOMORE (1999-00)

Played in 31 games last season making four starts... averaged 2.0 points, 0.9 rebounds and 1.3 assists per game...ranked second on the team with a 1.44-to-1 assist to turnover ratio. **In the Regular Season:** Made fourth career start versus Notre Dame (2-26-00) and recorded eight points to go with two rebounds, two assists and three steals... recorded seven points, three rebounds and tied career-highs with seven assists and three steals against Florida Atlantic (12-27-99)...scored a career-high nine points and tied his career-high with four rebounds against Illinois State (12-22-99)...started and played 17 minutes against UNC Charlotte (12-7-99)...recorded two points, one rebound, two assists and two steals...made second career start against Memphis (12-4-99) and recorded two points, a career-high four rebounds and six assists in a career-high 36 minutes of action...played 21 minutes off the bench versus Bethune-Cookman (11-30-99) and recorded three points, two rebounds, two steals and one block...came off the bench to play 12 minutes against Hartford (12-11-99) and recorded seven points, two assists and two steals...made first career start and recorded six points and a career-high seven assists against Monmouth (11-23-99)... matched his career-high with six points at Central Florida (11-19-99)...also recorded four assists and one steal in 13 minutes off the bench. **In the BIG EAST Tournament:** Played in both games averaging 1.5 minutes per contest...did not score in two minutes against Notre Dame (3-9-00)...played one minute versus St. John's (3-10-00). **In the NCAA Tournament:** Came off the bench to play five minutes against Arkansas (3-17-00)... did not score...played two minutes against Tulsa (3-24-00) recording one rebound.

AS A FRESHMAN (1998-99)

Played in 20 games averaging 1.0 points, 0.3 rebounds and 0.8 assists in 5.8 minutes per game...missed first three games of the season while serving a three-game penalty handed down by the NCAA and the University of Miami for his participation in three club games over the summer in Portugal. **In the Regular Season:** Saw first game action at No. 8 Kentucky and did not score in one minute of work...played a 10 minutes against Central Florida (12-11-98) and recorded a career-high three points to go with one assist and a team-high three steals...came off the bench to play 15 minutes against Georgia State (12-18-98)...did not score but did record two rebounds...played nine minutes against Memphis (12-22-98) and recorded two points and three assists...recorded three points in three minutes against Georgetown (12-30-98)...played a career-high 33 minutes against Pittsburgh (1-30-99) recording five points, two rebounds, two assists, one block and two steals...was 1-2 from the field, both from three point range, and 2-2 from the line...played 13 minutes off the bench against Villanova (2-16-99) and recorded a career-high six assists with no turnovers...scored a career-high six points on 1-4 shooting from the floor, all from three-point range, and 3-4 from the line...played six minutes against Pittsburgh (2-23-99) handing out two assists while recording no turnovers. **In the BIG EAST Tournament:** Was on the active roster but did not see any action. **In the NCAA Tournament:** Played in both games...averaged 2.5 minutes per game.

AT UNIVERSIDAD DE PORTO

Attended one year, studying pre-medicine, but did not play basketball because school did not have a team.

HIGH SCHOOL

Attended Escola Secundaria Dr. Joaquin de Carvalho but did not play basketball because school did not have a team.

CLUB BALL

Starting point guard for the world team that defeated the United States at the NIKE Hoop Summit at the 1998 Final Four in San Antonio, TX... was one of only three Europeans selected to attend the prestigious NIKE All-America Camp in Indianapolis, IN...has been a member of Ginasio Clube Figueirense since the age of seven...started all 15 games for Ginasio in 1997-98 and averaged 17.4 points and 2.3 rebounds per game...was named the 1997 MVP of the Portuguese amateur league...was team captain of the Under-16 National Team that recorded a 9th-place finish, Portugal's best ever, at the European Championships.

PERSONAL

Full name is João Paulo Coelho...name is pronounced JAY-o POW-lo Ko-A-lo...majoring in pre-medicine...born March 14, 1979 in Marinha Grande, Portugal...enjoys working on his computer, listening to music, watching movies and competing in other sports such as soccer, tennis and swimming in his spare time...lists Contact by Carl Sagan as his favorite book...has one brother, Pedro Miguel (17)...son of Vitor Manuel and Ana Margarida Coelho...father is a former member of the Portuguese National Basketball team while his mother is a former gold medal winning swimmer at the Portuguese National Championships.

Paulo COELHO



In The Paint

Favorite Athlete:
Michael Jordan because of what he represents both on and off the court
Favorite Sports Team:
Ginasio Clube Figueirense
Favorite Movies:
Good Will Hunting, Armaggedon and Silence of the Lambs
Favorite TV Shows:
The Tonight Show and Seinfeld
Favorite Actor:
Bruce Willis
Favorite Actress:
Jodie Foster
Favorite Book:
Contact by Carl Sagan
Favorite Music:
Rock
Favorite Artists:
Garbage, Pearl Jam, Smashing Pumpkins
Favorite Meal:
Steak, fries, salad and an ice cold coke
Most Prized Possession:
My Portuguese national team and Ginasio Club team jerseys
Advice To Young Children Playing Basketball:
Follow your dreams, work for them...when you go for something you really want you should never ever quit
If I Were Not Playing Basketball At Miami I Would:
Be playing on a Portuguese team and taking college classes

COELHO'S CAREER STATISTICS

					3-Point				Rebounds								
Year	GP-GS	MIN-AVG.	FGM-FGA	PCT.	FGM-FGA	PCT.	FTM-FTA	PCT.	OFF	DEF	TOT-AVG.	AS	ST	BK	TO	PF-DQ	PTS-AVG.
1998-99	20-0	116-5.8	5-16	.312	3-13	.231	7-9	.778	1	5	6-0.3	6	5	1	11	10-0	20-1.0
1999-00	31-4	313-10.1	19-70	.271	9-39	.231	14-19	.737	3	26	29-0.9	39	21	1	27	43-1	61-2.0
Total	**51-4**	**429-8.4**	**24-86**	**.279**	**12-52**	**.231**	**21-28**	**.750**	**4**	**31**	**35-0.7**	**45**	**26**	**2**	**38**	**53-1**	**81-1.6**

Leroy HURD



6-7, 205
Sophomore
Guard/Forward
Moss Point, MS

Career Highs

Points	15 vs. two opponents (last vs. Florida Atlantic, 2-26-00)
FGM	7 vs. Hartford (12-11-99)
FGA	11 vs. two opponents (last vs. Florida Atlantic 12-27-99)
3-PT FGM	2 vs. Florida Atlantic (12-27-99)
3-PT FGA	3 vs. Providence 2-16-00)
FTM	5 vs. Bethune-Cookman (11-30-99)
FTA	7 vs. Bethune-Cookman (11-30-99)
Rebounds	9 vs. Seton Hall (1-11-00)
Assists	1 vs.nine opponents (last vs. St. John's 3-10-00)
Blocked Shots	2 vs. Bethune-Cookman (11-30-99)
Steals	2 vs. three opponents (last vs. Florida Atlantic 12-27-99)
Minutes	30 vs. Florida Atlantic (12-27-99)

AT MIAMI

Sophomore who will battle for playing time at a number of positions...a versatile performer who is equally effective in the paint or on the perimeter...is a strong ball-handler and passer with excellent leaping ability...has the ability to post up opponents or create off the dribble...signed with UM in April of 1998...chose Miami over LSU, Georgia, and South Florida.

AS A FRESHMAN (1999-00)

Played in all 34 games making four starts...averaged 4.3 points and 2.1 rebounds in 12.3 minutes per game...was Miami's leading scorer of the bench ranking sixth on the team in scoring...averaged 8.5 points and 3.0 rebounds in four games as a starter. **In the Regular Season:** Made fourth start of the season against Providence (2-16-00) and recorded four points, two rebounds and one steal...played 20 minutes vs. Georgetown (2-7-00) and recorded nine points, three rebounds, two assists, one block and one steal...came off the bench to record eight points, two rebounds and one block in 26 minutes against Pittsburgh (2-1-00)...was 3-for-3 from the field and 2-for-2 from the line...made two free throws to put Miami ahead 64-60 with 27 seconds remaining...played 15 minutes against Notre Dame (1-25-00) recording seven points and two rebounds...was 3-for-3 from the field, including 1-for-1 from three-point range...came off the bench against Seton Hall (1-11-00) to record nine points and a career-high nine rebounds...was 4-of-7 from the field in 14 minutes of action...played 14 minutes against Quinnipiac (12-29-99) and recorded five points and two rebounds...played a career-high 30 minutes against Florida Atlantic (12-27-99) and tied his career-high with 15 points...was 6-of-11 from the field, including 2-of-2 from three-point range...also recorded six rebounds and two steals...made first career start and recorded 10 points and two rebounds in 13 minutes against Illinois State (12-22-99)...was 5-of-6 from the field...scored a career-high 15 points in 16 minutes off the bench against Hartford (12-11-99)...was 7-of-11 from the field and registered three rebounds, one assist and one steal...played 13 minutes off the bench against UNC Charlotte (12-7-99) and recorded one rebound, one assist and two steals...recorded seven points and five rebounds in 12 minutes of action against Memphis (12-4-99)...played 14 minutes against Bethune-Cookman (11-30-99) and recorded season-highs in points (11), field goals (3), field goal attempts (4), free throws (5), free throw attempts (7), steals (2), blocks (2) and minutes (14)...recorded two points and one rebound in nine minutes off the bench against Monmouth (11-30-99)...made collegiate debut against Central Florida (11-19-99)...came off the bench to record four points and six rebounds in 11 minutes...was 2 of 3 from the field. **In the BIG EAST Tournament:** Played in both games averaging 1.0 points and 1.5 rebounds in 9.5 minutes off the bench...recorded two points, one rebound and one assist against Notre Dame (3-9-00)...recorded two rebounds in nine minutes of action versus St. John's (3-10-00). **In the NCAA Tournament:** Played in all three games averaging 2.7 points in 7.7 minutes per game...played five minutes against Arkansas (3-17-00) recording three points and one assist...did not score in one minutes versus Ohio State (3-19-00)...recorded five points and four rebounds against Tulsa (3-24-00).

HIGH SCHOOL

Moss Point High School...three-year letter winner...named to the pre-season Dandy Dozen by the Clarion-Ledger...first-team All-State, All-District and All-Conference as a senior...led team to a 24-7 record averaging 26.4 points, 7.0 rebounds, and 6.0 assists per game...selected to Mississippi-Alabama All-Star Team...named Mississippi Press Top 10 Male Athlete of the Year...led Moss Point to the Division 7-5A State Championship earning tournament MVP honors...scored 35 or more points nine times during senior season including 40 or more points on two occasions...also earned two letters in track and set the school high jump record at 6'10"...coached in basketball by Arthur Haynes.

PERSONAL

Full name is Leroy Hurd III...born May 26, 1980 in Pascagoula, MS...nicknamed Duke...plans to major in Business Administration and become an independent businessman...selected to Who's Who of High School Students...an Academic Honor Roll student and National Honor Society member...enjoys going to movies, playing video games and swimming...son of Leroy Jr. and Sharon Hurd.

Leroy HURD



In The Paint

Favorite Athlete: Penny Hardaway
Favorite Music: Rap
Favorite Artists: DMX
Favorite Meal: Double cheeseburger and fries.
Favorite Book: The Lost Boys
Favorite Actor: Chris Tucker
Favorite Actress: Vanessa Williams
Favorite TV Show: ESPN SportsCenter
Favorite Movie: The Matrix
Most Memorable Moment: Going undefeated and winning the district championship as a freshman in high school
Advice To Young Children Playing Basketball: Make your own judgements in life. Don't be influenced to do the wrong thing
Favorite Sports Team: Los Angeles Lakers
Most Prized Possession: My parents
The Biggest Influence In My Life Has Been: My father

HURD'S CAREER STATISTICS

					3-Point				Rebounds								
Year	GP-GS	MIN-AVG.	FGM-FGA	PCT.	FGM-FGA	PCT.	FTM-FTA	PCT.	OFF	DEF	TOT-AVG.	AS	ST	BK	TO	PF-DQ	PTS-AVG.
1999-00	34-4	418-12.3	57-125	.456	6-18	.333	25-43	.581	29	41	70-2.1	13	18	5	31	48-0	145-4.3

James JONES



6-8, 211
Sophomore
Forward
Miami, FL

Career Highs

Points	16 vs. Pittsburgh (2-29-00)
FGM	7 vs. Pittsburgh (2-29-00)
FGA	10 vs. UNC Charlotte (12-7-99)
3-PT FGM	2 vs. two opponents (last vs. Tulsa 3-24-00)
3-PT FGA	4 vs. two opponents (last vs. Florida Atlantic 12-27-99)
FTM	4 vs. St. John's (11-30-99)
FTA	4 vs. St. John's (11-30-99)
Rebounds	6 vs. two opponents (last vs. Florida Atlantic 12-27-99)
Assists	2 vs.three opponents (last vs. Pittsburgh 2-29-00)
Blocked Shots	2 vs. three opponents (last vs. vs. St. John's 3-10-00)
Steals	2 vs. three opponents (last vs. Detoit-Mercy 12-21-99)
Minutes	23 vs. Pittsburgh (2-29-00)

AT MIAMI

Sophomore who looks to battle for minutes at both small forward and power forward...a tenacious rebounder with excellent timing and leaping ability...an explosive scorer who runs the floor well and is a force around the basket...is a good ball handler who can hit consistantly from long range...is a member of the NABC College Basketball Student-Athlete Congress.

AS A FRESHMAN (1999-00)

Played in 33 games averaging 3.9 points and 1.9 rebounds per game. **In the Regular Season:** Made collegiate debut against Central Florida (11-19-99)...came off the bench to record eight points and two rebounds in 13 minutes...was 3 of 6 from the field and 2 of 2 from the line...came off the bench against Monmouth (11-23-99) and recorded six points, one block and one steal in 16 minutes...was 2-of-4 from the floor and 2-of-2 from the line...recorded his first career double-figure scoring game with 11 points in 12 minutes off the bench against UNC Charlotte (12-7-99)...was 5-of-10 from the field, including 1-of-4 shooting from three-point range...also recorded five rebounds and one steal...played 18 minutes against Hartford (12-11-99) recording four points, four rebounds, one assist and two steals...played 12 minutes against No. 7 North Carolina (12-18-99) and recorded two points, two rebounds and one steal...recorded six points, six rebounds and two steals against Louisiana-Lafayette (12-20-99)...recorded eight points two rebounds and two steals against Detroit Mercy (12-21-99)...played 14 minutes against No. 7 Syracuse (1-8-00) recording seven points, three rebounds, one block and one steal...was 2-of-5 from the field, including 1-of-2 from three-point range, and 2-of-2 from the line...played 14 minutes off the bench against Boston College (1-22-00) and recorded five points, two rebounds, one assist and two blocks...recorded seven points, three rebounds and one block against Pittsburgh (2-1-00)...was 3-for-6 from the field including 1-for-2 from three-point range...recorded two points, two rebounds and one block in a career-high 22 minutes off the bench vs. Georgetown (2-7-00)...recorded four points, three rebounds, one assist and one block in 13 minutes versus West Virginia (2-22-00)...poured in a career-high 16 points to go with three rebounds, two assists, two blocks and one steal...was 7-9 from the floor, including 2-3 from three point range, in a career-high 23 minutes off the bench...recorded eight points, three rebounds and one steal in 14 minutes vs. No. 18 St. John's...was 4-5 from the field. **In the BIG EAST Tournament:** Saw action in both games averaging 4.0 points, 1.5 rebounds and 1.0 blocks per game...scored four points against Notre Dame (3-9-00)...registered four points, three rebounds and two blocks versus St. John's (3-10-00). **In the NCAA Tournament:** Played in all three games averaging 4.3 points and 2.0 rebounds per game...scored two points and grabbed two rebounds in eight minutes against Arkansas (3-17-00)...recorded five points, two rebounds and one steal against Ohio State (3-19-00)...poured in six points in 10 minutes vs. Tulsa (3-24-00)...was 2-2 from three-point range while recording two rebounds, one assist, one block and one steals...left game in first half with a sprained left ankle.

HIGH SCHOOL

American Senior High...four-year letter winner...named first-team All-State and first-team All-Dade senior year...Class 6A Player of the Year...*Miami Herald* Boy's Basketball Player of the Year...averaged 25.2 points, 12 rebounds, 2.5 assists, 2 steals, and 6 blocks as a senior...led team to District 13-6A Playoffs...was the leading scorer in Dade County...team MVP as a junior and senior...once blocked 16 shots in one game against Palm Beach Lakes High School...finalist for *Miami Herald's* Scholar Athlete of the Year...coached by Jimmie Jones.

PERSONAL

Full name is James Andrew Jones...born October 4, 1980 in Miami, FL...nicknamed J.R....is undecided on his major...member of the National Honor Society...enjoys fishing, bowling, and skiing...uncle is Ricky Gutierrez of the Houston Astros...aunt Lisa Jones played basketball at the University of Miami from 1988-90...son of Earl and Jennifer J. Harris.

James JONES



In The Paint

Favorite Athlete:
Houston Astros shortstop Ricky Guitierrez
Favorite Sports Team:
Milwaukee Bucks
Favorite Movie:
Saving Private Ryan
Favorite TV Show:
Steve Harvey
Favorite Actor:
Chris Tucker
Favorite Book:
20,000 Leagues Under the Sea
Favorite Music:
Rap
Favorite Meal:
Spaghetti
Advice To Young Children Playing Basketball:
Know the things that you want and pursue them to the fullest
Most Prized Possession:
My photos of my little sisters
If I Were Not Playing Basketball at Miami I would be:
Attending college on an academic scholarship
Most Memorable Moment:
Winning the District 13-6A championship during my junior year of high school
First Impression of Miami:
It is an up and coming program
Favorite Leisure Time Activity:
Fishing, playing cards, bowling and skiing
The Biggest Influence In My Life Has Been:
My mother

JONES' CAREER STATISTICS

					3-Point				Rebounds								
Year	GP-GS	MIN-AVG.	FGM-FGA	PCT.	FGM-FGA	PCT.	FTM-FTA	PCT.	OFF	DEF	TOT-AVG.	AS	ST	BK	TO	PF-DQ	PTS-AVG.
1999-00	33-0	424-12.8	52-122	.426	10-32	.312	15-18	.833	30	34	64-1.9	11	16	18	22	43-0	129-3.9

John SALMONS





6-7, 200
Junior
Guard/Forward
Philadelphia, PA

Career Highs

Points	19 vs.Villanova (1-17-00)
FGM	7 vs.Villanova (1-17-00)
FGA	13 vs.two opponents (last vs. Villanova, 1-17-00)
3-PT FGM	3 vs. North Carolina (12-18-99)
3-PT FGA	6 vs. North Carolina (12-18-99)
FTM	6 vs. Ohio State (3-19-00)
FTA	8 vs. Syracuse (1-8-00)
Rebounds	13 vs. Pittsburgh (2-20-99)
Assists	7 vs. West Virginia (1-5-00)
Blocked Shots	4 vs. Connecticut (2-19-00)
Steals	4 vs. three opponents (last vs. West Virginia 2-22-00)
Minutes	40 vs. Notre Dame (2-26-00)

AT MIAMI

Junior guard who returns as the starter at small forward...has the potential to become one of the BIG EAST's top players...has the versatility to play either guard or forward...his ability to play four different positions makes him a potent weapon in the Miami attack...is a very good ball handler who is equally effective in the paint or on the perimeter...has the ability to slash to the hoop or hit from long range...considered the team's top defender and is often matched up with the oppositions top offensive players... signed with UM in the Spring 1998.

AS A SOPHOMORE (1999-00)

Started all 34 games at forward...averaged 9.4 points, 5.4 rebounds, 1.9 assists and 1.5 steals per game...ranked fourth on the team in scoring, second in steals (50), second in assists (66) and second in blocks (20)...ranked third on the team in rebounding and was second on the squad with two double-doubles...scored in double-figures 20 times last season. **In the Regular Season:** Recorded a team-high 11 rebounds to go with two points and one block against St. John's (3-5-00)...played a career-high 40 minutes versus Notre Dame (2-26-00) and recorded 12 points, two rebounds, three assists and one block...recorded 10 points, seven rebounds, four assists, two blocks and four steals at West Virginia (2-22-00)...recorded second double-double of the season with 11 points and 11 rebounds versus Providence (2-16-00)...recorded 11 points, a team-high eight rebounds, two assists, two steals and a career-high four blocks against No. 18 Connecticut (2-19-00)...was 4-9 from the field and 3-3 from the line...recorded 10 points, six rebounds and one steal against Georgetown (2-7-00)...was 3-6 from the field, including 1-1 from three-point range, and 3-4 from the line...recorded six points, a team-high 10 rebounds, and two steals in 34 minutes against Rutgers (2-5-00)...helped seal the victory with a steal and two free throws with 19 seconds remaining...recorded his second career double-double with a career-high 19 points and 10 rebounds against Villanova (1-17-00)...was 7-of-13 from the field, including 1-of-3 from three-point range, and 4-of-5 from the line...also recorded three steals...recorded 12 points, seven rebounds, two assists and three steals against No. 7 Syracuse (1-8-00)...handed out a career-high seven assists to go with four points, one rebound and one steal against West Virginia (1-5-00)...scored a career-high 17 points to go with three rebounds, three assists and two steals against Florida Atlantic (12-27-99)...recorded 16 points, five rebounds, three assists, one block and two steals against Illinois State (12-22-99)...scored 13 points, all in the first half, in Miami's win over Detroit Mercy at the San Juan Shootout...was 5-of-9 from the floor and grabbed seven rebounds...recorded 15 points against No. 7 North Carolina (12-18-99)...was 6-of-11 from the field including 3-of-6 from three-point range...also recorded seven rebounds, a team-high five assists, one block and two steals in 32 minutes. **In the BIG EAST Tournament:** Started both games averaging 5.5 points and 4.5 rebounds per game...recorded three points, three rebounds, two assists and one steal against Notre Dame (3-9-00)...scored eight points and pulled down six rebounds versus St. John's (3-10-00). **In the NCAA Tournament:** Has started all three games averaging 13.0 points, 5.0 rebounds and 2.7 assists while shooting 13-21 (.619) from the field, 3-4 (.750) from three-point range, and 10-12 (.833) from the line...recorded 16 points, six rebounds and two blocks against Arkansas (3-17-00)...recorded 13 points, four rebounds and five assists against Ohio State (3-19-00)...recorded 10 points and five rebounds versus Tulsa (3-24-00).

AS A FRESHMAN (1998-99)

Played in 29 games, making 12 starts...averaged 5.6 points and 4.9 rebounds in 24.3 minutes per game...scored in double figures seven times. **In the Regular Season:** Played 29 minutes against Ohio State (12-27-98) recording three points and five rebounds...drew the assignment of guarding All-Big Ten guard Michael Redd and held him to 6-of-20 shooting from the field...recorded 12 points against Rutgers (1-13-99) connecting on 5-of-6 field goals...also recorded five rebounds and three assists in 29 minutes...scored in double-figures for the second consecutive game with 13 points, seven rebounds, two blocks and a career-hgih four steals in 26 minutes off the bench at West Virginia (1-16-99)...drew the assignment of guarding Mountaineer leading scorer Elton Scott (16.7 ppg) holding the 6-6 forward to just three points on 1-10 shooting...played 34 minutes off the bench against No. 1 ranked Connecticut (1-20-99) recording seven points, eight rebounds, four assists, one block, one steal and no turnovers...played 30 minutes against Boston College (1-24-99) recording 10 points, two rebounds, four assists, one block and two steals...was 4-6 from the field including 2-3 from three-point range...came off the bench to record a career-high 15 points against Seton Hall (1-27-99)...also recorded eight rebounds, one assist and one block in 34 minutes...made first career start against No. 9 St. John's (2-3-99) and recorded two points, four rebounds and one assist in 27 minutes...started second straight game against Georgetown (2-6-99) and recorded first career double-double with 13 points and a career-high 11 rebounds...was 5-7 from the field and 3-4 from the line...also registered one assist, two blocks and two steals...started and played a team-high 37 minutes against No. 18 Syracuse (2-8-99)...registered 12 points, seven rebounds, four assists and two steals...was 4-7 from the field, including 1-2 from three-point range, and 3-3 from the line...played 34 minutes against Providence (2-13-99) recording two points, four rebounds, one assist, two blocks and one steal...guarded Jamel Thomas and held the BIG EAST's leading scorer to 16 points on 4-15 shooting...recorded two points, one rebound, one block and one steal against Connecticut (2-20-99)...drew the assignment of guarding BIG EAST Player of the Year Richard Hamilton...held Hamilton to 19 points, two under his season average, on 7-22 shooting from the floor...recorded nine points and a career-high 13 rebounds to go with two assists, two steals and one block in 26 minutes against Pittsburgh (2-23-99)...played 30 minutes against Rutgers (2-27-99) recording four points, five rebounds, a career-high five assists, one block and one steal. **In the BIG EAST Tournament:** Started both games averaging 4.0 points, 3.5 rebounds and 3.5 assists per game...had four points, four rebounds, four assists and a career-high three blocks against Georgetown (3-4-99)...had three points, three rebounds and three assists against St. John's (3-5-99). **In the NCAA Tournament:** Started both games averaging 7.5 points, 5.5 rebounds, 2.5 assists, 2.5 steals and 2.0 blocks per game...recorded four points seven rebounds, three steals and three blocks in the Hurricanes' opening round game against Lafayette (3-12-99)...had 11 points, four rebounds and two steals against Purdue (3-14-99).

HIGH SCHOOL

Plymouth Whitemarsh...three-year letterwinner...rated as one the nation's top-100 recruits by Bob Gibbons, *The Hoop Scoop, Blue Ribbon* and *Recruiting USA* as well as the No. 11 small forward prospect in *Athlon Sports College Basketball* prior to his senior season...named Player of the Year by the *Philadelphia Inquirer*, as well as the Montgomery County Player of the Year, which includes south New Jersey, Philadelphia and Delaware after averaged 18.4 points, 9.0 rebounds and 5.0 assists per game at point-forward...led Plymouth Whitemarsh to a 30-3 record and a trip to the state championship semifinals as a senior...first-team All-State, All-City and All-Conference as a senior...in three seasons led Whitemarsh to an 88-9 (.907) overall record, two league championships, one district championship and one state title (1997) third-team All-State as a junior after averaging 12.7 points, 8.0 rebounds and 3.0 assists per game...coached by Al Angelos.

PERSONAL

Full name is John Rashall Salmons...born December 12, 1979 in Philadelphia, PA...nicknamed Buck...majoring in Sports Management...would like to become a sports agent once his basketball career has ended...went to high school with current Vanderbilt guard Chucky Moore...lived with the Moore family though out high school...only child of Sandra and John Salmons.

In The Paint

Favorite Athlete: Michael Jordan because he's great on the court and off
Favorite Sports Team: Philadelphia 76ers
Favorite Movie: The Usual Suspects
Favorite TV Show: Martin
Favorite Actor: Martin Lawrence
Favorite Book: The Bible
Favorite Magazine: Sports Illustrated
Favorite Music: Rap
Favorite Artists: Jay-Z
Favorite Meal: Chicken
Most Memorable Moment: Winning the state title my junior year
Most Prized Possession: My relationship with God
Advice To Young Children Playing Basketball: Be yourself and have faith
The Person Who Has Been The Biggest Influence In My Life: Tim Foy, my AAU coach

John SALMONS



SALMONS' CAREER STATISTICS

					3-Point				Rebounds								
Year	GP-GS	MIN-AVG.	FGM-FGA	PCT.	FGM-FGA	PCT.	FTM-FTA	PCT.	OFF	DEF	TOT-AVG.	AS	ST	BK	TO	PF-DQ	PTS-AVG.
1998-99	29-12	705-24.3	61-127	.480	10-41	.244	29-40	.725	44	97	141-4.9	57	28	23	52	71-2	161-5.6
1999-00	34-34	1104-32.5	109-240	.454	29-85	.341	73-92	.793	80	102	182-5.4	66	50	20	67	93-2	320-9.4
Total	**63-46**	**1809-28.7**	**170-367**	**.463**	**39-126**	**.310**	**102-132**	**.773**	**124**	**199**	**323-5.1**	**123**	**78**	**43**	**119**	**164-4**	**481-7.6**

Jerry SCHLIE



6-6, 200
Junior
Forward
Holbrook, NY

Career Highs

Points	4 vs. Lafayette (3-12-99)
FGM	1 vs. Memphis (12-22-98) and Lafayette (3-12-99)
FGA	4 vs. Memphis (12-22-98)
3-PT FGM	1 vs. Memphis (12-22-98) and Lafayette (3-12-99)
3-PT FGA	3 vs. Memphis (12-22-98)
FTM	2 vs. West Virginia (1-10-98) and Florida Atlantic (11-13-98)
FTA	2 vs. four opponents (last vs. Lafayette, 3-12-99)
Rebounds	3 vs. Pittsburgh (2-23-99)
Assists	1 vs. Villanova (2-16-99)
Blocked Shots	0
Steals	1 vs. Notre Dame (1-9-99)
Minutes	7 vs. Memphis (12-22-98)

AT MIAMI

Fourth-year junior forward who adds depth to the Hurricanes' perimeter game...a solid all-around player who works hard at both ends of the court...has great shooting range...is the only Hurricane from the state of New York.

AS A REDSHIRT (1999-00)

Sat out the entire season following surgery to repair a chondral defect in his right knee.

AS A SOPHOMORE (1998-99)

Saw action in 13 games averaging 0.8 points and 0.5 rebounds. **In the Regular Season:** Played one minute against No. 1 ranked Connecticut (1-20-99)...registered two points, on 2-of-2 shooting from the line, and one rebound in two minutes against Florida Atlantic (11-13-98)...played a career-high seven minutes against Memphis (12-22-98) and recorded a career-high three points...recorded two points and three rebounds in three minutes off the bench against Pittsburgh (2-23-99). In the **BIG EAST Tournament:** Was on the active roster but did not see any action. **In the NCAA Tournament:** Played in the Hurricanes' opening round game against Lafayette (3-12-99) recording a career-high four points.

1998 SOUTH AMERICA TOUR

Played in all four games recording two points, one assist and one steal...recorded two points and one assist in the tour opener against Boca Juniors.

AS A FRESHMAN (1997-98)

Saw action in seven games (Florida Atlantic, Eastern Kentucky, West Virginia, Villanova, Notre Dame, Providence and UCLA)...averaged 0.4 points in 1.7 minutes per contest...went 3-of-4 (.750) from the line on the season. **In the Regular Season:** Saw first collegiate action against Florida Atlantic (11-16-97) scoring one point in four minutes...played one minute against West Virginia (1-10-98) and recorded two points hitting 2-of-2 from the line...did not score but played two minutes against Eastern Kentucky (11-24-97), one minute against Villanova (1-22-98), one minute versus Notre Dame (2-14-98) and two minutes against Providence (2-18-98). **In the BIG EAST Tournament:** Was on the active roster but did not see any action. **In the NCAA Tournament:** Did not score in one minute of action against UCLA (3-13-98).

HIGH SCHOOL

Sachem High School...played in 20 contests averaging 23 points, 10 rebounds, three assists, two steals and one block as a senior...two-time team MVP and team captain who finished as Sachem's all-time leading scorer (1,191) surpassing former NBA star Jeff Ruland...All-Long Island and All-County selection at small forward his senior year...played in 23 games as a junior, averaging 21 points, 10 rebounds, two assists, two steals and one block per contest...led the team to a 20-3 record (11-1, 1st in conference) and the Suffolk County Class A title...made the school's honor roll each year...coached by Steve Rich.

PERSONAL

History major...full name is Jeremiah Gershon Schlie...born November 6, 1978 in Brookhaven, NY...enjoys listening to music and going to the movies in his spare time...lists New York Knicks center Patrick Ewing as his favorite athlete because he has an intense desire to win an NBA title...brother Mike plays basketball for New York University...attended same high school as former NBA player Jeff Ruland and former Hurricane and major league baseball pitcher Neal Heaton...son of Adele and Walter Schlie.

Jerry SCHLIE



In The Paint

Favorite Music: R&B
Favorite Artist: R. Kelly
Favorite Meal: Chicken Francaise
Favorite Actor: Al Pacino
Favorite TV Show: The Simpsons
Favorite Book: A Prayer for Owen Meany
Favorite Author: John Irving
Most Memorable Moment: Going to the NCAA Tournament as a freshman
Favorite Athlete: Patrick Ewing because of his desire to win a championship
Advice to Young Children: Don't give up
Favorite Leisure Time Activity: Listening to music
Favorite Sports Team: New York Knicks
Favorite Sport Other Than Basketball: Football
Favorite Class at Miami: Business Math
The Biggest Influence In My Life Has Been: My parents
Something Nobody Knows About Me: I was a very good soccer player growing up

SCHLIE'S CAREER STATISTICS

					3-Point				Rebounds								
Year	GP-GS	MIN-AVG.	FGM-FGA	PCT.	FGM-FGA	PCT.	FTM-FTA	PCT.	OFF	DEF	TOT-AVG.	AS	ST	BK	TO	PF-DQ	PTS-AVG.
1997-98	7-0	12-1.7	0-1	.000	0-0	.000	3-4	.750	0	0	0-0.0	0	0	0	0	2-0	3-0.4
1998-99	13-0	24-1.8	3-14	.214	2-8	.250	3-4	.750	3	3	6-0.5	1	1	0	2	5-0	11-0.8
1999-00	Redshirt Season																
TOTALS	**20-0**	**36-1.8**	**3-15**	**.200**	**2-8**	**.250**	**6-8**	**.750**	**3**	**3**	**6-0.5**	**1**	**1**	**0**	**2**	**7-0**	**14-0.7**

Michael SIMMONS



6-0, 185
Sophomore
Guard
Los Angeles, CA

Career Highs

Points	10 vs. Villanova (2-16-99)
FGM	4 vs. Notre Dame (1-9-99)
FGA	8 vs. Notre Dame (1-9-99)
3-PT FGM	1 vs. six opponents (last vs. Hartford, 12-11-99)
3-PT FGA	4 vs. Notre Dame (1-9-99)
FTM	5 vs. St. John's (1-6-99)
FTA	6 vs. St. John's (1-6-99)
Rebounds	5 vs. Ohio State (12-27-98)
Assists	6 vs. Georgia State (12-18-98)
Blocked Shots	0
Steals	4 vs. Notre Dame (12-30-96)
Minutes	26 vs. Rutgers (1-13-99)

AT MIAMI

Third-year sophomore guard who will battle for the starting job at point guard...an outstanding ball handler who can penetrate and dish or hit the open jumper...is a strong defender with great speed, quickness and leaping ability...signed with Miami in November 1997 over a number of schools including Michigan, Colorado, California, Ohio State and South Florida.

AS A REDSHIRT (1999-00)

Sat out all but three games during the 1999-00 season following surgery to remove bone spurs from his right foot on November 18...averaged 2.3 points and 2.3 rebounds per game...played 17 minutes against North Carolina (12-18-99) recording one rebound, one assist and one steal...recorded seven points, three rebounds and two assists in 15 minutes off the bench against Hartford (12-11-99)...was a perfect 3-for-3 from the field, including 1-for-1 from three-point range...saw first action of the season against UNC Charlotte (12-7-99)...came off the bench to record three rebounds, one assists and one steal in 11 minutes.

AS A FRESHMAN (1998-99)

Played in 27 games, making 12 starts...averaged 2.7 points, 1.2 rebounds and 2.2 assist in 14.0 minutes per game...averaged 6.3 assists per 40 minutes to rank second on team...missed three games due to a concussion suffered against Pittsburgh (1-30-99)...ranked second on the team with a 1.3-to-1 assist to turnover ratio and third in total assists (59). **In the Regular Season:** Made collegiate debut at Florida Atlantic (11-13-98) recording three points, one assist and two steals...had four points, two rebounds, three assists and one steal in 16 minutes against UNC Charlotte (11-23-98)...recorded three points, four assists, one rebound and one steal against Northern Iowa (11-27-98)...was 1-of-2 from three-point range in 17 minutes of work...scored five points, connecting on 2-4 from the field in 17 minutes at No. 8 Kentucky (12-5-98)...scored seven points to go with three rebounds, four assists, one steal and no turnovers in 16 minutes against Boston College (12-8-98)...was 2-for-4 from the field, including 1-of-3 from three point range, and 2-of-2 from the line...made first career start against Central Florida (12-11-98) recording five points, one rebound and one assist in 16 minutes of action...came off the bench to record a team and career-high six assists against Georgia State (12-18-98)...also pulled down two rebounds...made second start of season against Memphis (12-22-98) and recorded four assists and two steals in 10 minutes of action in the first half...did not play in the second half due to a sprained ankle...made second consecutive start against Ohio State (12-27-98) and recorded two points, a career-high five rebounds, three assists and two steals in 24 minutes...recorded five points, three rebounds, two assists, three steals and no turnovers in 13 minutes vs. St. John's (1-6-99)...recorded nine points, on 4-8 shooting from the field, and four steals, to go with one rebound and four assists in 25 minutes against Notre Dame (1-9-99)...was 4-8 from the field and 1-4 from three-point range...started and played 21 minutes against Boston College (1-24-99)...recorded seven points, two rebounds, two assists and two steals...was 3-5 from the field and 1-1 from three-point range...saw first action since suffering a concussion at Pittsburgh (1-30-99) playing three minutes against Providence (2-13-99)...played nine minutes against Villanova (2-16-99) recording a career-high 10 points...was 3-3 from the field, 1-1 from three-point range and 3-4 from the line...also recorded one rebound and handed out two assists to go with no turnovers. **In the BIG EAST Tournament:** Played in both games averaging 4.5 minutes per contest...did not score in four minutes against Georgetown (3-4-99)...recorded one rebound and two assists in five minutes against St. John's (3-5-99). **In the NCAA Tournament:** Played in both games averaging 11.0 minutes per contest.

HIGH SCHOOL

Mercersburg (PA) Academy...rated as the third best point guard prospect by Dick Vitale prior to his senior season...three-time (Pennsylvania, West Virginia and Maryland) All-Tri-State selection...team MVP after averaging 12 points, five rebounds and 7.2 assists as a senior...led team to a 23-3 overall record including a perfect 10-0 conference mark...honorable mention McDonald's All-American as a senior...*Herald-Mail* All-Area Team (4-state region of Northern Virginia, West Virginia, southern Pennsylvania and Western Maryland)...averaged 16 points, four rebounds and nine assists as a junior in leading team to a 16-11 record...coached by Tony Tucker.

PERSONAL

Full name is Michael Anthony Simmons...born February 4, 1979 in Los Angeles, CA...nicknamed Smooth...majoring in Education and would like to become an elementary school teacher...enjoys studying the Spanish language, culture and music in his spare time...graduated with honors from Mercersburg Academy and was a member of the African American Student Union.

Michael SIMMONS



In The Paint

Favorite Music: Rap
Favorite Artists: Jay-Z
Favorite Meal: Soul Food
Favorite Actress: Halle Berry
Favorite TV Show: Martin
Favorite Magazine: Slam
Favorite Sports Memory: Getting my first dunk in middle school
Most Prized Possession: My mother
Favorite Athlete: Tennessee Titans running back Eddie George because he is mentally and physically prepared every time he competes
First Impression of Miami: Wow! What a great place to be
Advice To Young Children Playing Basketball: Keep your head in the books and believe in the powers of God
If I Were Not Playing Basketball I Would Be: Studying to become an elementary school teacher
The Biggest Influence In My Life Has Been: God

SIMMONS' CAREER STATISTICS

					3-Point				Rebounds								
Year	GP-GS	MIN-AVG.	FGM-FGA	PCT.	FGM-FGA	PCT.	FTM-FTA	PCT.	OFF	DEF	TOT-AVG.	AS	ST	BK	TO	PF-DQ	PTS-AVG.
1998-99	27-12	377-14.0	22-62	.355	7-26	.269	23-33	.697	3	29	32-1.2	59	28	0	47	42-0	74-2.7
1999-00	3-0	43-14.3	3-5	.600	1-2	.500	0-0	.000	2	5	7-2.3	4	2	0	3	5-0	7-2.3
Totals	**30-12**	**420-14.0**	**25-67**	**.373**	**8-28**	**.286**	**23-33**	**.697**	**5**	**34**	**39-1.3**	**64**	**30**	**0**	**50**	**47-0**	**81-2.7**

Elton TYLER



6-9, 215
Senior
Forward
Dorchester, MA

Career Highs

Points	27 vs. Bethune-Cookman (11-30-99)
FGM	9 vs. two opponents (last vs. Georgetown, 1-15-00)
FGA	18 vs. Rutgers (2-5-00)
3-PT FGM	1 vs. Monmouth (11-23-99)
3-PT FGA	1 vs. four opponents (last vs. Boston College, 1-22-00)
FTM	10 vs. Central Florida (11-19-99)
FTA	13 vs. Central Florida (11-19-99)
Rebounds	10 vs. Bethune-Cookman (11-30-99)
Assists	6 vs. Quinnipiac (12-29-99)
Blocked Shots	3 vs. two opponents (last vs. Quinnipiac, 12-29-99)
Steals	4 vs. Georgetown (1-15-00)
Minutes	33 vs. three opponents (last vs. Ohio State, 3-19-00)

AT MIAMI

Senior forward who is expected to rejoin the team during the second semester... strong all-around player who runs the floor very well and is quick around the basket...has a nice shooting touch out to 15 feet...has good timing and leaping ability...gives Miami a shot blocking presence down low...is Miami's top returning scorer and rebounder...is the lone Hurricane from the state of Massachusetts.

AS A JUNIOR (1999-00)

Started all 34 games at power forward...averaged 10.1 points, 5.5 rebounds and 1.0 blocks per game...led team in field goal percentage (.512) and blocks (34)...ranked third on the team in scoring and second in rebounding...scored in double-figures 14 times. **In the Regular Season:** Scored a game-high 20 points to go with eight rebounds, two assists and two blocks against St. John's (3-5-00)...was 6-7 from the field and 8-10 from the line...poured in a game-high 22 points against No. 18 Connecticut (2-19-00)...was 8-12 from the field and 6-6 from the line...recorded 12 points, nine rebounds, one block and two steals in 28 minutes versus Rutgers (2-5-00)...recorded 13 points, three rebounds, two blocks and two steals against No. 16 Kentucky (1-29-00)...recorded a team-high 18 points and seven rebounds as well as a career-high four blocks against Georgetown (1-15-00)...was 9-of-12 from the field in a career-high 33 minutes...recorded nine points and a team-high nine rebounds in 25 minutes against No. 7 Syracuse (1-8-00)...was 4-of-6 from the field...recorded nine points, five rebounds and two blocks in 28 minutes against West Virginia (1-5-00)...recorded nine points, six rebounds and a career-high six assists against Quinnipiac (12-29-99)...scored 10 points, connecting on 5-of-5 from the field, against Florida Atlantic (12-27-99)...recorded six points, a team-high eight rebounds and one block against No. 7 North Carolina (12-18-99)...recorded nine points, six rebounds, two assists and one block in 28 minutes against UNC Charlotte (12-7-99)...recorded 11 points and nine rebounds against Memphis (12-4-99)...was 5-of-8 from the floor in 28 minutes of action...played 28 minutes against Bethune-Cookman (11-30-99) and set career-highs in points (27), rebounds (10), field goals (9) and field goals attempted (12)...double-double was first of his career...played a career-high 30 minutes against Monmouth (11-23-99) and recorded 11 points, six rebounds, two assists, one block and one steal...was 5-of-9 from the field including 1-for-1 from three-point range... made fourth career start and recorded career-highs in points (14), free throws (10), free throws attempted (13) and minutes played (26) at Central Florida (11-19-99)...also recorded five rebounds, one steal and one block in 26 minutes. **In the BIG EAST Tournament:** Started both games averaging 14.5 points and a team-high 7.5 rebounds per game while shooting 14-24 (.583) from the field...recorded 14 points and seven rebounds against Notre Dame (3-9-00)... was 7-12 from the field... recorded team-highs with 15 points and eight rebounds against St. John's (3-10-00)...connected on 7-12 from the floor. **In the NCAA Tournament:** Started all three games averaging 9.7 points and 6.3 rebounds per game... recorded nine points and eight rebounds against Arkansas (3-17-00)...poured in 20 points and pulled down nine rebounds against Ohio State (3-19-00)... did not score on 18 minutes against Tulsa (3-24-00).

AS A SOPHOMORE (1998-99)

Played in all 30 games, making three starts, averaging 3.7 points and 2.4 rebounds in 12.5 minutes per game...hit 45-of-77 (.584) from the field to rank second on the team. **In the Regular Season:** Played 16 minutes in the season opener at Florida Atlantic (11-13-98) and recored nine points, on 3-of-3 shooting, four rebounds, three assists and one steal...played 20 minutes off the bench and recorded six points and four rebounds against Northern Iowa (11-27-98)...was 3-of-5 from the field and registered one block and one steal...made first career start against Boston College (12-8-98) and recorded two points, three rebounds, one assist and two steals in 19 minutes...made second consecutive start against Central Florida (12-11-98) and recorded six points, on 3-of-5 shooting, four rebounds and one block in 17 minutes...came off the bench against Georgia State (12-18-98) to play 18 minutes and recorded eight points, on 4-of-4 shooting from the floor, one rebound, one assist, two blocks and two steals...played 15 minutes against Memphis (12-22-98) and recorded seven points, four rebounds and one steal... was a perfect one-for-one from the field and 5-for-5 from the line...scored seven points in 13 minutes off the bench against St. John's (1-6-99)... was 3-3 from the field and recorded two rebounds and two steals...made third start of the season against No. 9 St. John's (2-3-99) and recorded 12 points, two rebounds, one assist, one steal and two blocks in a career-high 22 minutes...was 5-of-7 from the field, which included the go ahead basket with seven seconds remaining, and 2-of-2 from the line...played 17 minutes off the bench against Georgetown (2-6-99) and recorded two points, one rebound, one steal and a career-high three blocks. **In the BIG EAST Tournament:** Played in both games averaging 4.0 points and 2.5 rebounds in 10.5 minutes per game... played 14 minutes against Georgetown (3-4-99) and recorded six points and three rebounds...recorded two points, two rebounds and one steal in seven minutes against St. John's (3-5-99). **In the NCAA Tournament:** Played in both games averaging 3.5 points and 3.5 rebounds in 13.0 minutes per game... played 18 minutes against Lafayette (3-12-99) recording five points and five rebounds... had two points and two rebounds in Miami's second round game against Purdue (3-14-99).

1998 SOUTH AMERICA TOUR

Played in all four games, making two starts...averaged 10.0 points and a team-high 9.3 rebounds per game...shot 17-of-24 (.708) from the floor...recorded double figure rebound totals in three of the four games.

AS A FRESHMAN (1997-98)

One of only three players (Kevin Norris, Tim James) to see action in all 28 games... ranked sixth on the team in scoring (4.1 ppg) and led Miami's freshmen class in minutes played (11.1 mpg)... led team in field goal percentage having hit 46-of-75 (.613) field goal attempts and tied for second on team with 15 blocks...scored in double figures twice. **In the Regular Season:** Returned home to Boston and recorded two points and three rebounds in 16 minutes of action against Boston College (1-28-98)... recorded a career-high 13 points to go with five rebounds one assists and one block in 18 minutes against Villanova (1-22-98)...was 5-of-7 from the field and 3-of-3 from the line...scored 11 points and recorded five rebounds and two blocks against West Virginia (1-10-98)...was 3-of-4 from the field and 5-of-7 from the line in 19 minutes...recorded five points, three rebounds and a career-high three steals in 15 minutes of work against Connecticut (1-6-98)...recorded eight points, one rebound, one assist and one block in 11 minutes off the bench at Seton Hall (12-31-97)...recorded nine points, four rebounds and two blocks in 14 minutes off the bench against Eastern Kentucky (11-24-97)...played in first collegiate game recording six points in eight minutes against Southern Illinois (11-14-97). **In the BIG EAST Tournament:** Came off the bench in Miami's BIG EAST Tournament game against Georgetown (3-4-98) and recorded three points and four rebounds in 15 minutes...hit his only field goal attempt and was 1-of-2 from the line. **In the NCAA Tournament:** Played 16 minutes in Miami's NCAA tournament game against UCLA (3-13-98) and recorded four points and three rebounds.

HIGH SCHOOL

West Roxbury High School...Massachusetts Gatorade Player of the Year... named the Boston Public League City MVP after averaging 22 points, 13 rebounds, nine assists and four blocked shots his senior year...earned team MVP honors...was an All-Scholastic selection of both the *Boston Globe* and *Boston Herald*...named to *Street & Smith's* Boston All-Metro team...rated the eighth best center prospect in the nation by *Hoop Scoop*...led West Roxbury to a city championship and semifinal berth in the state playoffs with a 19-3 record...played four years on the varsity, the final three years as a starter...was an honor roll student each of his four years...coached by Thomas McNair, Jr.

PERSONAL

Sports Management major...full name is Elton J. Tyler...nickname is Squiggy because of his voice... born April 22, 1979 in Boston, MA...has an older brother Kareem (24) and younger sister Nichelle (16)...spends his free time working out or studying...enjoys playing video games...son of Elton Elmore and Eleanor Tyler.



In The Paint

Favorite Music: Rap and R&B
Favorite Artist: Wu-Tang Clan
Favorite Book: Of Mice and Men
Most Memorable Moment: Going to the NCAA tournament as a freshman
Athletic Inspirations: My grandmother and brother
Favorite Actor: Martin Lawrence
Favorite Sport Other Than Basketball: Football
Favorite Leisure Time Activity: Watching Kung-Fu movies
Favorite Athlete: Scottie Pippen because of his versatility...he is great offensively and defensively
Favorite Meal: Grandma's Chicken and Rice
After Basketball I Want To: Become a successful businessman
Favorite Class At Miami: EPS 593 (Hemispheric Learning)
Most Prized Possession: A picture of my father
The One Thing People Don't Know About Me: When I was in the seventh grade I hated basketball

TYLER'S CAREER STATISTICS

					3-Point				Rebounds								
Year	GP-GS	MIN-AVG.	FGM-FGA	PCT.	FGM-FGA	PCT.	FTM-FTA	PCT.	OFF	DEF	TOT-AVG.	AS	ST	BK	TO	PF-DQ	PTS-AVG.
1997-98	28-0	312-11.1	46-75	.613	0-0	.000	24-38	.632	36	37	73-2.6	6	16	15	33	41-1	116-4.1
1998-99	30-3	375-12.5	45-77	.584	0-0	.000	20-38	.526	27	45	72-2.4	14	16	17	40	42-0	110-3.7
1999-00	34-34	877-25.8	131-256	.512	1-4	.250	80-103	.777	74	112	186-5.5	34	25	34	62	87-2	343-10.1
TOTALS	**92-37**	**1564-17.0**	**222-408**	**.544**	**1-4**	**.250**	**124-179**	**.693**	**137**	**194**	**331-3.6**	**54**	**57**	**66**	**135**	**170-3**	**569-6.2**

Dwayne WIMBLEY



6-9, 245
Senior
Forward
Ft. Lauderdale, FL

Career Highs

Points	12 vs. Rutgers (2-27-99)
FGM	4 vs. two opponents (last vs. Florida Atlantic, 12-27-99)
FGA	8 vs.two opponents (last vs. St. John's, 3-5-00)
3-PT FGM	0
3-PT FGA	0
FTM	6 vs. Rutgers (2-27-99)
FTA	7 vs. Florida Atlantic (11-16-97)
Rebounds	9 vs. two opponents (last vs. Pittsburgh, 2-1-00)
Assists	2 vs. two opponents (last vs. St. John's, 3-10-00)
Blocked Shots	3 vs. three opponents (last vs. St. John's, 2-3-99)
Steals	2 vs. three opponents (last vs. Hartford, 12-11-99)
Minutes	24 vs. Florida Atlantic (11-16-97)

AT MIAMI

Senior who is expected to see quality minutes this season at center...has tremendous size and strength...a banger who gives Miami a physical presence down low... excellent defensive player with shot blocking ability...a tenacious rebounder at both ends of the floor...joins freshman Marcus Barnes, sophomore James Jones and junior Joe Gordon as Hurricane players from the state of Florida.

AS A JUNIOR (1999-00)

Played in 33 games... averaged 2.9 points and 3.9 rebounds in 13.6 minutes per game off the bench...averaged 11.6 rebounds per 40 minutes to rank second on the team. **In the Regular Season:** Recorded four points, four rebounds and two blocks against No. 18 St. John's (3-5-00)...played 14 minutes against West Virginia (2-22-00) and recorded two points, one block and tied for the team-high with seven rebounds...played 20 minutes off the bench against Pittsburgh (2-1-00) and matched his career-high with nine rebounds...also recorded four points, two blocks and one steal...recorded a career-high nine rebounds to go with two points, one block and one steal against Notre Dame (1-25-00)...played 15 minutes off the bench against Villanova (1-17-00) recording two points, four rebounds and one block... helped hold Villanova's leading scorer Malik Allen to just six points on 3-of-7 shooting... played 14 minutes off the bench against West Virginia (1-5-00) and recorded four points, two rebounds and two blocks... was 2-of-2 from the field... recorded 10 points and seven rebounds against Florida Atlantic (12-27-99)...was 4-of-4 from the field and 2-of-4 from the line...recorded six points, connecting on 3-of-3 from the floor, against Louisiana-Lafayette (12-20-99)...played 14 minutes against No. 7 North Carolina (12-18-99) and recorded three points, four rebounds and one block... played 13 minutes off the bench against UNC Charlotte (12-7-99) and recorded three points and two rebounds... played 11 minutes against Memphis (12-4-99) recording six points and six rebounds... shot 3-of-4 from the field... played 18 minutes off the bench and recorded eight points, seven rebounds and two steals against Bethune-Cookman (11-30-99)...set career-highs in field goals (4) and field goal attempts (8) while tying his career-high in steals (2). **In the BIG EAST Tournament:** Played in both games averaging 2.0 points and 1.5 rebounds per game... came off the bench to record four points, two rebounds and two assists against Notre Dame (3-9-00)...was 2-3 from the field...recorded one rebound in nine minutes versus St. John's (3-10-00). **In the NCAA Tournament:** Played in all three games averaging 3.0 points and 4.7 rebounds in 12.0 minutes per game... recorded four points and seven rebounds in 12 minutes versus Arkansas (3-17-00)...played nine minutes against Ohio State (3-19-00) recording two points and four rebounds... recorded three points, three rebounds and one block against Tulsa (3-24-00).

AS A SOPHOMORE (1998-99)

Played in 29 games averaging 2.4 points and 1.9 rebounds in 9.6 minutes per game...ranked second on the team with a 7.9 rebounds per 40 minutes average. **In the Regular Season:** Came off the bench to play 12 minutes against Central Florida (12-11-98) and recorded one point, one rebound and one block... came off the bench to play 15 minutes against Memphis (12-22-98) and recorded four points, eight rebounds and one assist...matched a season-high playing 15 minutes against Ohio State (12-27-98) and recorded two points, two rebounds and one block... recorded two points, hitting his lone field goal attempt, two rebounds, one assist, one steal and two blocks in 15 minutes against Georgetown (12-30-98)...scored a season-high six points, on 3-3 shooting from the field, in 10 minutes off the bench versus St. John's (1-6-99)...also recorded three rebounds and one block...played 16 minutes off the bench against No. 1 ranked Connecticut (1-24-99) recording two points and four rebounds...played seven minutes against No. 9 St. John's (2-3-99) recording two points, two rebounds and three blocked shots...recorded six points, on 3-4 shooting from the floor, and four rebounds in nine minutes of action against No. 2 Connecticut (2-20-99)... recorded six points and two rebounds in 16 minutes off the bench against Pittsburgh (2-23-99)...recorded a career-high 12 points against Rutgers (2-27-99) connecting on 3-3 from the field and 6-6 from the line...also recorded four rebounds and one block in 12 minutes. **In the BIG EAST Tournament:** Played in both games averaging 5.5 minutes per contest...recorded one block in seven minutes against Georgetown (3-4-99)...played four minutes against St. John's (3-5-99) recording one block. **In the NCAA Tournament:** Saw action in both games averaging 2.5 points and 1.5 rebounds per game...played 16 minutes against Lafayette (3-12-99) recording five points and three rebounds...was 2-2 from the field and 1-2 from the line... played five minutes against Purdue (3-14-99).

1998 SOUTH AMERICA TOUR

Played in all four games, making one start...averaged 7.0 points and 4.8 rebounds per game while connecting on 11-of-19 (.579) from the field...had four points, five rebounds and one block in the tour opener against Boca Juniors...had six points, four rebounds, one assist and one steal in Miami's win over Andino Sports Club... scored a tour-high 10 points, on 4-of-5 shooting from the floor, and four rebounds against the Argentine National Team...made only start in the tour finale against Welcome Athletic Club and registered eight points, six rebounds, one assist and two steals.

AS A FRESHMAN (1997-98)

Saw action in 27 games and averaged 1.1 points and 2.3 rebounds in 8.9 minutes off the bench...tied for second on team with 15 blocks... recorded 63 rebounds in 239 minutes for an average of 10.5 rebounds per 40 minutes... played 10 or more minutes in 10 games. **In the Regular Season:** Played 16 minutes off the bench against Notre Dame (2-14-98) recording three points, three rebounds, two blocks and one steal... recorded two points and two rebounds in seven minutes against Villanova (1-22-98)... pulled down four rebounds in four minutes against West Virginia (1-10-98)...tied a career-high with three blocks and one rebound in six minutes against Connecticut (1-6-98)...recorded two rebounds, one block and one steal in 10 minutes off the bench against Seton Hall (12-31-97)...recorded three points, five rebounds, two assists, two blocks and one steal against Georgia State (12-12-97)...was 1-of-3 from the floor in 18 minutes of playing time...recorded seven rebounds and two points against Eastern Kentucky (11-24-97)...scored a career-high six points and led team with eight rebounds in a career-high 24 minutes against Florida Atlantic (11-16-97)...competed in his first collegiate game recording two points and two rebounds in 16 minutes against Southern Illinois (11-14-97). **In the BIG EAST Tournament:** Had four points, six rebounds and one steal in 14 minutes off the bench against Georgetown (3-4-98) in the first round of the BIG EAST Tournament...hit 2-of-3 from the field. **In the NCAA Tournament:** Did not score in four minutes of action against UCLA (3-13-98)...was 0-for-1 from the field and 0-for-1 from the line...pulled down two rebounds.

HIGH SCHOOL

St. Thomas Aquinas High School...was Class 5A All-State Selection as a senior... named a *Street & Smith* pre-season All-American and a *Blue Ribbon* honorable mention All-American heading into his senior campaign...earned first-team All-Broward honors after averaging 19.1 points and 14.3 rebounds his junior year...led St. Thomas to a 23-9 record and a regional final appearance in the state tournament as a junior...named to the All-Tournament team in the Kruel Holiday Classic...tabbed as Team MVP twice...named MVP of the Boca Raton Christmas Tournament in 1996...MVP of the State All-Star game in Daytona Beach in 1996...coached by Steve Strand.

PERSONAL

Business Management major... full name is Dwayne Marcus Wimbley...nickname is Big D...born December 10, 1979 in Fort Lauderdale, FL...has two sisters (Malika and Antionette) and two brothers (Willie and Kedric)... enjoys playing video games and listening to music...lists fishing, swimming and weightlifting as his hobbies ...son of Carl Trotter and Annette Wimbley.



In The Paint

Favorite Music: Rap
Favorite Artist: Method Man, Mystikal
Favorite Meal: Lasagna
Favorite Actor: Martin Lawrence
Favorite Actress: Vivica Fox
Favorite TV Show: Martin
Favorite Book: The Count of Monte Cristo
Favorite Author: Tony Morrison
Most Memorable Moment: Going to the NCAA Tournament as a freshman
Favorite Leisure Time Activity: Going to movies and listening to music
Favorite Sports Team: San Antonio Spurs
What Basketball Player Did You Pretend to be Growing Up: Spurs center David Robinson
Most Prized Possession: My family
The Biggest Influence In My Life Has Been: My mother
Advice to Young Children Playing Basketball: Always listen to your coaches and don't give up

WIMBLEY'S CAREER STATISTICS

					3-Point				Rebounds								
Year	GP-GS	MIN-AVG.	FGM-FGA	PCT.	FGM-FGA	PCT.	FTM-FTA	PCT.	OFF	DEF	TOT-AVG.	AS	ST	BK	TO	PF-DQ	PTS-AVG.
1997-98	27-0	239-8.9	11-31	.355	0-0	.000	9-19	.474	21	42	63-2.3	6	10	15	18	33-0	31-1.1
1998-99	29-0	279-9.6	28-53	.528	0-0	.000	13-27	.481	20	35	55-1.9	4	3	16	29	43-0	69-2.4
1999-00	33-0	450-13.6	39-104	.375	0-0	.000	19-36	.528	54	76	130-3.9	12	12	17	31	53-0	97-2.9
TOTALS	**89-0**	**968-10.9**	**78-188**	**.415**	**0-0**	**.000**	**41-82**	**.500**	**95**	**153**	**248-2.8**	**22**	**25**	**48**	**78**	**129-0**	**197-2.2**

Marcus BARNES



6-2, 200
Freshman, Guard
Miami, FL

In the Paint

Favorite Movie: Kings of Comedy
Favorite TV Show: Martin
Favorite Actor: Chris Tucker
Favorite Music: R&B
Favorite Musical Artist: Next
Favorite Meal: Pasta with Chicken
Advise to Youngsters: Work hard at whatever you do in life.
If I were not playing college basketball I would: Be playing basketball over seas.
The person that has been the biggest influence in my life: Mr. Eppinger

AT MIAMI

Freshman who will compete for playing time at both point guard and shooting guard this season…is a hard nosed, tough and fiercely competitive player…an accomplished scorer who has the ability to hit from three-point range or penetrate and dish…is a tremendous defender who recruiting analyst Bob Gibbons describes as "one of the most underrated point guards in the nation"…selected Miami over southern California, Auburn, West Virginia and South Florida.

HIGH SCHOOL

Miami Senior…two-year starter and team captain…averaged 30.7 points, 5.6 rebounds and 5.3 assists per game as a senior…led Dade County in scoring and was named third-team All-State and first-team All-Dade County his senior season…led Miami Senior to a 30-7 record and a trip to the quarterfinals of the 2000 Florida 6A State Basketball Tournament…set school-record for single season scoring average as a senior… was a second-team All-Dade selection as a junior after averaging 26 points, three rebounds, seven assists and one steal per game…member of the 1998-99 Florida 6A State Champions.

PERSONAL

Full name is Marcus Deon Barnes…born August 21, 1981 in Miami, FL…intends to major in Business…from same high school as University of Florida center Udonis Haslem and forward Brent Wright…son of Linda Barnes…has three brothers – Mario (22), Maurice (20), and Marcellous (17), and one sister Mellissa (3).

Rodrigue DJAHUE



6-7, 255
Freshman, Forward
Abidjan, Ivory Coast

In the Paint

Favorite Athlete: Larry Johnson
Favorite Movie: Scary Movie
Favorite TV Show: Martin
Favorite Actor: Martin Lawrence
Favorite Book: The Bible
Favorite Magazine: Sports Illustrated
Favorite Music: Classical, Jazz
My Advice to Youngsters: Never let someone take away your happiness.
Most Prized Possession: My old jersey that I brought from home.
If I were not playing college basketball I would: Be a power lifter or soccer player.

AT MIAMI

Redshirt freshman who adds depth to Hurricane frontcourt…has exceptional strength and gives Miami a physical presence down low…is expected to provide rebounding and defense for the Hurricanes this season…has good moves around the basket and nice shooting touch out to 15 feet…has surprising leaping ability and is very agile for a player his size…signed with Miami in November 1998.

AS A REDSHIRT (1999-00)

Sat out the season while rehabilitating from back surgery to repair a herniated disc in his back.

HIGH SCHOOL

Miami Northwest Christian Academy…did not play his senior season due to a herniated disc in his back…averaged averaged 17.2 points, 12.2 rebounds and 2.5 blocks per game as a junior…led team to a 34-5 record and the District Championship…team also won the Regional Championship and advanced to the Final Four of the State Tournament…also played soccer…coached in basketball by Anthony Pujol.

PERSONAL

Full name is Rodrigue Alfred Djahue…nickname is DJ…born June 9, 1980 in Abidjan, Ivory Coast…name is pronouncedRod-REEK ZSHA-way…enjoys going to the movies, listening to music and cooking in his spare time…lists Larry Johnson as his favorite athlete…son of Albert Djahue and Christine Bai…has 12 brothers and sisters…majoring in Business Administration.

Joe GORDON



6-2, 180
Junior, Guard
Palm Bay, FL

In the Paint

Favorite Athlete: Portland Trail Blazer Scottie Pippen because he is a great all-around player.
Favorite Sports Team: The Los Angeles Lakers
Favorite Movie: The Five Heartbeats
Favorite Actor: Wil Smith
Favorite Book: The Green Mile
Favorite Magazine: SLAM
Favorite Music: Gospel
Favorite Meal: Lasagna
Advice to Youngsters: Follow your heart.
Most Prized Possession: God
If I were not playing college basketball, I would: Be going to law school.
Biggest Influence in my life: My mother. She is a strong woman who taught me to put my faith in God and let him direct me.

AT MIAMI

Junior college transfer who will battle for playing time at both point guard and shooting guard…versatile player who adds depth to the Hurricane backcourt…a scorer who has the unique ability to create his own shots…is a tough player to defend…is a tremendous shooter who can hit from long range or penetrate and dish…selected Miami over Florida State, DePaul, Maryland and Georgia.

JUNIOR COLLEGE

Brevard Junior College…first-team NJCAA All-America after averaging 27.5 points, 5.2 rebounds and 2.4 assists per game…scoring average was tops in the nation among Division I junior colleges and ranked No. 2 in the nation in scoring among all junior colleges…named the Southern Conference and Florida Junior College Player of the Year in 1999-00…shot 337-of-696 (.484) from the field, including 129-of-290 (.445) from three-point range, and 186-229 (.812) from the line…set school single-season records for scoring average and three-point field goal percentage…scored over 50 points on two occassions…led Brevard to a 29-7 overall record, the Southern Conference regular-season title and the NJCAA Region VIII Tournament Championship… team ended the season ranked ninth in the nation…led team to its first undefeated conference record (12-0) in 30 years…coached by Don Smith.

HIGH SCHOOL

Palm Bay…All-Conference, All-District, team MVP and team captain as a junior and senior… averaged 20 points, five rebounds, three assists and two steals per game as a senior…averaged 23 points per game as a junior in earning All-State honors…holds Palm Bay records for three-pointers in a game (9) and most points in a game (42)…coached by Bryan White.

PERSONAL

Full name is Joseph Harold Gordon…nicknamed Franchise…born September 14, 1979 in Melbourne, FL…intends on majoring in business…son of Linda and Blondell Gordon…has two brothers – Antonio (24) and Emanuel (20), and two sisters – Robin (25) and Tasha (22)… enjoys listening to gospel music and reading the bible in his free time.

Reo LOGAN



6-11, 211
Freshman
Forward/Center
Country Club Hills, IL

In the Paint

Favorite Athlete: Magic Johnson, Penny Hardaway and Scottie Pippen because they are versatile athletes that aren't limited to one position.
Favorite Sports Team: Chicago Bulls
Favorite TV Show: Martin
Favorite Book: Of Mice and Men
Favorite Magazine: SLAM
Favorite Music: Rap
Favorite Musical Artist: Jay-Z and Tupac
Favorite Meal: Macaroni and Cheese
Advice to youngsters: Have faith in family and in yourself.
Most prized possession: My family
If I were not playing college basketball, I would: Be in college working hard to get a high paying job in computers.
Biggest Influence in my life: My mother and my family. There is no greater force on Earth than that.

AT MIAMI

First-year freshman who will compete for playing time at both forward and center…adds depth to the Hurricanes' front court…very skilled for a player his size…runs the floor well and is a good ball handler and passer…has a soft touch around the basket and has the ability to step out and hit from the perimeter…signed with UM in November 1999.

HIGH SCHOOL

Hillcrest…started all 32 games as a senior averaging 20 points, 11 rebounds, five assists, two steals and two blocks per game…earned first-team All-Conference and All-Area honors as well as second-team All-State honors…helped lead Hillcrest to a 30-2 record including a 12-0 conference mark…team won Regional and Sectional championships…averaged 17 points, eight rebounds and two blocks per game as a junior in leading team to a 26-6 record and a trip to Final Eight of the Illinois state tournament… was a first-team All-Conference and All-Area selection, and was named third-team All-State…ended high school career ranked third on Hillcrest's all-time list for blocks and fourth in scoring…lettered in football as a freshman and ran cross country as a freshman and sophomore…coached in basketball by Tom Cappel.

PERSONAL

Full name is Reo R. Logan…born July 25, 1981 in Chicago, IL…intends to major in computer engineering…son of Carylin Logan…has one brother - Ryan (11), and two sisters – Regina (16) and Raven (6)…enjoys watching movies and working on his computer in his free time…is the cousin of current UM wide receiver Kevin Beard.

Darius RICE



6-10, 205
Freshman, Forward
Jackson, MS

In the Paint

- **Favorite Athlete: Jerry Rice because of his strong work ethic.**
- **Favorite Sports Team: San Francisco 49ers**
- **Favorite Movie: Rush Hour**
- **Favorite TV Show: Martin**
- **Favorite Actor: Chris Tucker**
- **Favorite Book: Where the Red Fern Grows**
- **Favorite Magazine: SLAM**
- **Favorite Meal: Red Beans and Rice with Candied Yams**
- **Advice to Youngsters: Make academics a priority. No one can take away your degree.**
- **If I were not playing college basketball, I would: Be getting a degree in computer engineering and designing video games and computer software.**
- **The person who has been the biggest influence in my life: My parents. Their morals and advice through God is the reason I am where I am today.**
- **First Impression of Miami: It is a beautiful city with a variety of cultures.**
- **Best Sports Memory: Playing in the McDonalds All-America game.**

AT MIAMI

One of the most heralded recruits to ever sign at the University of Miami...McDonald's and Parade All-American...rated the 19th best high school player in the nation by recruiting analyst Bob Gibbons...rated the No. 2 small forward prospect by Prepstar Magazine...is the third McDonald's All-America to sign with UM joining Tito Horford (1985) and Steven Edwards (1992)...joins sophomore Leroy Hurd as Hurricane players from the state of Mississippi...extremely versatile performer who can play a number of different positions...is a tremendous outside shooter who can also take it strong to the basket....adds depth to the Hurricanes perimeter game...runs the floor extremely and is a good ball handler...selected Miami over a number of schools including Kentucky, Memphis, Mississippi State and Arkansas.

HIGH SCHOOL

Lanier...1999-00 McDonald's and Parade All-America selection...USA Today Super 25 selection...averaged 25.8 points, 8.0 rebounds, 3.0 assists, 2.0 steals and 2.1 blocks per game as a senior...shot 56 percent from the field, including 40 percent from three-point range, and 85 percent from the line...1999-2000 Mississippi Gatorade Player of the Year... played for the East squad at the 2000 McDonald's All-America game in Boston, Mass...scored a team-high 24 points, including 20 in the opening half, connecting on 9-18 from the field including 4-8 from three-point range...led Lanier High School to a 31-7 record and a runner-up finish in the Mississippi High School Class 4A Tournament his senior season...two-time first-team All-State, All-City, All-District and All-Metro by the Jackson Clarion-Ledger...averaged 22 points and 7.8 rebounds per game as a junior in leading Lanier to a 36-3 record and the Class 5A Championship...also won state championships as a freshman...a standout in the classroom where he was a member of the National Honors Society with a 3.9 grade point average...received the Lanier High School Science and Mathematics Award and was named the recipient of the Kodak National Leadership Award as a senior...was also a member of the school's cross country team...coached in basketball by Thomas Billups.

PERSONAL

Full name is Darius Lashaun Rice...born October 16, 1982...plans on majoring in computer engineering...son of Tom and Brenda Rice...has one sister, Valencia (12)...enjoys playing chess and working on his computer in his spare time...nephew of NFL star receiver Jerry Rice of the San Francisco 49ers...father was an All-American football player at Jackson State University.

Coca-Cola Junior 'Canes Club

An all sport fan club

JUNIOR CANES CLUB

Free membership

Sign up now for the 2000-2001 Coca-Cola Junior 'Canes Club and receive the following benefits:

- One (1) free admission to a men's basketball home game
- Free admission to all women's basketball home games
- One-dollar admission into all home Sunday baseball games
- Quarterly 'Canes Clubhouse newsletter
- Birthday card from Sebastian the Ibis
- Personal membership card
- Special recognition at selected Junior 'Canes Club games

Coca-Cola

FIRST UNION

Fueled by PowerBar ATHLETIC ENERGY FOOD
Fuel for Optimum Performance®

For an application or more information contact the UM Sports Marketing Department at (305) 284-2400.

or sign up on

hurricanesports.com













U miami

The University

Founded in 1925 as a "Pan-American University," the University of Miami is the largest independent teaching and research university in the Southeast. The Coral Gables campus, located ten miles from Miami in Miami-Dade County, is the site of most of the University's undergraduate and graduate programs. The University also operates a medical center in downtown Miami, a world-renowned marine and atmospheric science school on Virginia Key in Biscayne Bay, and a biomedical research and development center on its south campus.

Meanwhile, the University's proximity to Latin America and the Caribbean make the institution an ideal educational option for university-age students from those regions.

Enrollment: Total enrollment for the 1999-2000 academic year was 13,715 students. Of that number, 8,235 were undergraduate students, 3,280 were graduate students, and 1,807 were professional students. In addition, international freshman applications reached an all-time high of 1,099 that year. Of that total, 575 students or 52 percent were admitted. During the 1998-99 academic year, the University awarded 1,769 bachelor degrees, 1,111 master degrees, 483 J.D.s, 154 M.D.s, 126 Ph.D.s, and 23 other doctorates.

New Freshman Rankings: More than two-thirds of the new freshman class graduated in the top fifth of their high school class.

Racial/Ethnic Distribution: Approximately 30 percent of the total student population at the University are of Hispanic descent.

International Students: The University continues to attract able students from South Florida, as well as from other parts of the nation and around the world. It was one of the country's first universities to have an organized international recruitment program. The University of Miami has sent representatives worldwide to seek qualified students since the 1970s. These students represent 110 foreign countries, the 50 states, three territories, and the District of Columbia.

Honors: Approximately 1,603 students participate in the Honors Program at the University of Miami. The University has 54 academic honor societies, including Phi Beta Kappa.

Research

The University of Miami's research and sponsored program expenditures totaled $175.6 million for fiscal year 1999. Grant and contract revenues totaled $252.1 million for fiscal year 1999. According to the National Science Foundation, the University of Miami ranked 40th of all universities and 18th of private universities in expenditures of federal funds for research and development.

The budget for 1999-2000 is $893 million, with $510 million projected for the medical campus. At the end of the fiscal year 1999 the endowment was $428.4 million. Philanthropic dollars to the University were also up at $85.7 million.

Development: During fiscal year 1999 contributions reached a record-breaking $85.7 million, ranking the University 20th among private research universities.











A World-Class Student Body

Enrollment at the University of Miami continues to experience tremendous growth. Applications for the freshman class during 1999-2000 reached 12,264 the highest freshman class enrollment figures in the University's history.

The student body has also become more diverse. White, non-Hispanic students account for 56 percent of the incoming freshman class in 1999-2000, Hispanics accounted for 25 percent, and African-Americans for 11 percent, while Asian students accounted for 7 percent of the new freshman class.

Women accounted for approximately 54 percent of the new freshman class, about 55 percent of all undergraduates and 49 percent of the graduate and professional students.

Education outside the traditional classroom is an important part of student life at the University of Miami. The University has 50 programs offered in 24 countries on a full academic year, semester, or summer basis.

The University of Miami Campuses

Coral Gables Campus: The Coral Gables campus, with its two colleges and ten schools, is located on a 260-acre tract in suburban Coral Gables, Florida.

Medical Campus: The University's medical campus consists of 12.5 acres within the 67-acre University of Miami/Jackson Memorial Medical Center complex. Other facilities at the medical campus include the Veteran Affairs Medical Center, the Diabetes Research Institute, the Ryder Trauma Center, and two University-owned hospitals - the University of Miami Hospital and Clinics/Sylvester Comprehensive Cancer Center; and the Bascom Palmer Eye Institute/Anne Bates Leach Eye Hospital. The School of Medicine is ranked in the top quarter of the 125 medical schools in terms of research and sponsored programs.

Rosenstiel Campus: The Rosenstiel School of Marine and Atmospheric Science is located on a 16-acre waterfront campus on Virginia Key in Biscayne Bay.

South Campus: The south campus, located ten miles southwest of Coral Gables, opened in 1986 on a 106-acre site for the purpose of conducting research and development projects. It has since expanded to 136 acres.

Accreditation: The University of Miami is accredited by the Southern Association of Colleges and Schools and 20 other professional accrediting agencies.

University Administration

Officers: Edward T. Foote II, fourth president in the University's history; Carlos M. de la Cruz, Sr., chairman, Board of Trustees; Luis Glaser, executive vice president and provost.

Distinguished Alumni



Gloria Estefan, Class of '78



Roy Firestone, Class of '75



Jerry Herman, Class '53



Bruce Hornsby, Class '77

Rick Barry, '65: Member of the Basketball Hall of Fame. Barry is the all-time leading scorer at the University of Miami and is the only player in basketball history to win scoring titles in the NCAA, NBA, and ABA.

Roy Black, '70: A criminal defense attorney whose famed cases include the William Kennedy Smith trial in 1991 and sportscaster Marv Albert.

Gloria Estefan, '78: Entertainer and producer. Her music is widely known and includes several No. 1 singles, such as "Conga" and "Rhythm is Gonna Get You." Her song "Reach" was the official theme song of the 1996 Summer Olympics.

Roy Firestone, '75: He hosted his own successful TV talk show Up Close on ESPN and now hosts several prime time specials each year on the national cable network. Sports Illustrated has called him "The best interviewer in the business."

Sandy Freedman, '65: The first woman mayor of Tampa, Florida.

Jerry Herman, '53: He has become one of the most successful composer/lyricists in the history of Broadway. Among his best-known works are Milk and Honey, Hello Dolly!, Mame, Mack and Mable, Dear World, and La Cage Aux Folles. He has been honored by his peers with two Tony Awards, a Variety Poll Award, and two Grammy Awards.

Bruce Hornsby, '77: He is a singer and musician. Bruce Hornsby and the Range were the 1987 recipients of the Grammy Award for Best New Artists. His band continues to produce hit music.

Patricia Ireland, '75: President of the National Organization for Women.

David Alan Isaacs, '71: Producer for Paramount Pictures. He created famed sitcoms such as Cheers and Frasier, and also wrote for MASH.

Suzy Kolber, '86: She is a reporter for ESPN. She previously worked as an anchor and reporter for Fox Sports. She cohosted the inaugural Extreme Games on ESPN and ESPN 2 in 1995, and won a local Sports Emmy in 1988 for sportscast production at WTVJ in Miami.

Alfred O'Hara, '54: Former space shuttle launch director who participated in the Apollo, Skylab, and the Apollo-Soyuz launches. He won NASA's Exceptional Service Medal in 1969.

Eddie Rodriguez, '77: He is the creative director and CEO of Wilke-Rodriguez, a men's designer sportswear company that he cofounded in 1987. The company has grown today into a multimillion-dollar clothing line with stores around the world.

Al Rosen, '48: He is a former president and general manager of the Houston Astros and has been president of the New York Yankees and San Francisco Giants.

Jon Secada, '83: He is one of the most popular entertainers in the world. His debut album sold more than four million copies, and he received a Grammy Award in 1993.

Sylvester Stallone, '99: One of Hollywood's most popular, highest-paid actors. He first became an international superstar in 1976 after he wrote and stared in Rocky, which won an Oscar for Best Picture. His huge box office success continues primarily in action films.

Lari White, '88: One of the most successful country singers of her generation, she has worked as a staff songwriter for Ronnie Milsap's publishing company and a backup singer for Rodney Crowell before coming out with her debut album Lead Me Not. She was nominated Top New Female Vocalist in 1994 by the Academy of Country Music.



Patricia Ireland, Class '75



Suzy Kolber, Class of '86



Jon Secada, Class of '83



Lari White, Class of '88

Administration



Edward T. Foote II
President
University of Miami

Edward T. "Tad" Foote II became the fourth president of the University of Miami in 1981.

After graduating from Yale in 1959, President Foote served three years in the U. S. Marine Corps. In the early 1960s, he was a journalist for the *Washington Star* and, while in law school, he worked for the *Washington Daily News* and later was assistant to the chairman of the Pennsylvania Avenue Commission in Washington, D.C.

Following graduation from Georgetown University Law Center in 1966, President Foote practiced trial, appellate, and labor law at the firm of Bryan, Cave, McPheeters & McRoberts in St. Louis, Missouri.

In 1970, President Foote became vice-chancellor, general counsel, and secretary to the Board of Trustees for Washington University in St. Louis. He then served from 1973-1980 as dean of the Washington University School of Law, where he taught constitutional law and legal ethics. In 1980-1981, President Foote was special advisor to the chancellor and Board of Trustees for Washington University, during which time he also chaired two federal court-appointed citizens' committees which helped design and implement desegregation plans for schools in greater St. Louis.

Upon his arrival at the University of Miami in 1981, President Foote introduced corporate-style strategic planning, leading to reducing the number of students while increasing the number of faculty. Approximately three-quarters of the current faculty have been hired during President Foote's tenure. Under President Foote's direction, high quality teaching is a top priority and the University's research productivity has expanded dramatically. The University attracted $175.6 million in research and sponsored programs for FY1999. The National Science Foundation has ranked the University of Miami 40th out of all universities and 18th among private universities in expenditures of federal funds for research and development.

The University of Miami is the largest, most comprehensive, private research university in the Southeast. Under President Foote's leadership, the University has added the School of Architecture, School of Communication, School of International Studies, as well as the North-South Center, bringing to 14 the total number of schools and colleges. He also launched an ambitious $400 million five-year fund-raising campaign, at the time the second largest capital campaign in the history of higher education. The campaign ended in 1990 with $517.5 million in commitments, including endowments for 45 chairs in various academic disciplines.

The University's fund-raising success continues. Giving by alumni, friends and organizations reached a record of $85.7 million in FY1999, representing the top year in private giving in the history of the University and ranking UM 20th in the nation among private research institutions.

During his tenure, President Foote also introduced the residential college concept at the University of Miami to enhance the undergraduate experience. Following a tradition established at universities in England and at a handful of institutions in the United States, each residential college is directed by a master and faculty fellows. They are tenured senior faculty members who live at the college and are actively involved in planning a series of academic, social, and recreational programs for resident students.

President Foote serves on the Board of Directors of Ryder System, Inc., and has been active in a number of educational and civic organizations. He has served on the Board of Directors and Executive Committee of the American Council on Education in Washington, D.C., and is a member of the Council on Foreign Relations.

President Foote is founding chairman of The Miami Coalition for a Safe and Drug-Free Community, an internationally recognized, broad-based community organization committed to reducing problems associated with illegal drugs. The Coalition has served as a model for community-based anti-drug groups in 617 cities and 71 countries. Additionally, in 1994 he was chairman of the Public Policy Panel on Preventing Substance Abuse for Join Together, an organization that serves as a national resource for communities battling substance abuse.

In 1992, President Foote served on the President's Drug Advisory Council Steering Committee for the creation of the Community Anti-Drug Coalitions of America (CADCA). He is currently on the Board of Directors of CADCA.

In 1997, City of Miami Mayor Joseph Carollo and the city commissioners appointed President Foote as co-chairman of the Blue Ribbon Task Force on City Administration, which made a number of recommendations to improve the operations of the city.

In 1998, President Foote helped establish The Alliance for Ethical Government, a new community group organized to address the issue of integrity in local government. The Alliance is co-chaired by Vincam President Carlos Saladrigas, civic activist Thelma Gibson, and President Foote.

President Foote has announced that he will be leaving the presidency on June 1, 2001 and will serve as Chancellor of the University until 2003.



Paul Dee
Athletic Director

Paul Dee has served as Director of Athletics since June of 1993. Prior to his appointment, Dee had served the University as its Vice President and General Counsel beginning in 1981.

Dee has been committed to the improvement of the athletic program and its resources throughout his term. During his tenure Dee has: hired over half of the head coaches currently on staff; completed major facilities improvements including the construction of new football fields at Greentree Field, construction of Cobb Stadium, the renovation of the football locker and equipment rooms, the renovation of the training room, the construction of the women's basketball offices and the construction of the academic study hall facility. Further, Dee has worked toward the achievement of gender equity and compliance with Title IX, and with the help of many of you, the construction of the Ryder Center.

In his first seven years as athletic director, Dee has been active in the NCAA and the BIG EAST Conference. Presently, he is a member of the Executive Committee of the Conference, serves as chair of the BIG EAST Football Conference, and has been appointed to the NCAA Management Council.

Dee believes intensifying fund raising efforts and developing stronger interest in women's sports are vital to ensuring the future success of the Hurricane program.

Before joining the University, Dee was with the Miami law firm of Mershon, Sawyer, Johnston, Dunwoody & Cole and was a law clerk for Chief U.S. District Judge Charles Fulton in Miami. He received his bachelor of arts degree from the University of Florida in 1970 and his master's of education and juris doctor degrees with honors from the University of Miami in 1973 and 1977, respectively.

Dee was Athletic Director at Glades Central High School in Belle Glade, Florida from 1971-74.

Dee was raised in West Palm Beach. His wife of 28 years, Elizabeth, passed away in March of 1999 after a two year battle with cancer. Dee has a son, Terrance, who is now practicing law in a Miami firm.

Athletic Administration



Craig Angelos
Senior Associate Athletic Director

Craig Angelos is in his seventh year with the University of Miami Athletic Department. Serving as the Senior Associate Athletic Director, Angelos supervises all 14 Olympic sports, which include Men's and Women's Crew, Women's Golf, Women's Soccer, Men's and Women's Swimming & Diving, Men's & Women's Tennis, Men's and Women's Track and Cross-Country. He also oversees the Departments of Academic Support Services, Equipment, Event Management, Operations and Travel, Sports Information, Sports Medicine, and Strength and Conditioning.

Angelos began his tenure at Miami as the Assistant Athletic Director for Compliance, establishing a state of the art compliance program. After successfully guiding the department through an NCAA investigation he was elevated to Associate Athletic Director for Internal Operations.

Prior to his arrival at Miami, Angelos worked as a legislative assistant at the NCAA for three years, interpreting the Association's rules and regulations at their Overland Park, Kansas headquarters. Before joining the NCAA he worked for a law firm in Los Angeles, after playing one year of professional baseball in the Italian Baseball League in Udine, Italy.

A native of Salt Lake City, Utah, Angelos graduated with his bachelor's degree from Brigham Young University, where he was a starting first baseman on the varsity baseball team. He later earned his Juris Doctor's degree from Creighton University School of Law.

Angelos and his wife Kristin have five children.



Wayne Roberts
Chief Financial Officer

Wayne Roberts enters his fifth year as the Chief Financial Officer for the University of Miami's athletic department. In that capacity, Roberts manages the budget and daily fiscal operations of the department while directing the operations of facilities maintenance, human resource administration, purchasing and the ticket office.

Roberts joined the University of Miami in 1984 as Director of Cost Studies after a ten year stint in the controller's office at Duke University. He also held the positions of Associate Controller and University Controller at Miami before joining the athletic department in 1996.

A graduate of East Tennessee State University, Roberts earned his accounting degree in 1972 and is a certified public accountant.

Roberts and his wife Beverley reside in Pembroke Pines but spend time at Hutchinson Island in Jensen Beach as time and athletic schedules permit.



Patrick Nero
Associate Athletic Director External Relations

Patrick Nero enters his fifth year at the University of Miami as Associate Athletic Director for External Relations. Nero oversees the areas of Athletic Marketing, Ticket Sales, Fund-Raising, Corporate Sales, Retail Merchandising, Internet Communications and Special Events.

This past year, he has led Hurricane athletic fund-raising to new heights as over $16 million in cash and pledges was raised for athletic scholarships and facilities. He has directed the Campaign for the Ryder Center, which has raised over $33 million to date.

Nero came to Miami from Marquette University where he was Assistant Athletic Director for Advancement. Prior to his tenure at Marquette he served as Assistant Athletic Director for External Relations at Lamar University.

A native of Providence, Rhode Island, Nero graduated from Providence College in 1987. He directed the athletic development efforts at Providence from 1988 to 1992.

Nero resides in Coconut Grove with his wife Jennifer.

Athletic Administration



Roger Bell
Associate Athletic Director for Community Relations

Roger Bell enters his fourth year as the Associate Athletic Director for Community Relations at the University of Miami.

He also directs the University's Life Skills Program which helps student-athletes in the areas of personal development and community service.

Bell is also responsible for promoting Hurricane Athletics to the public with programs that benefit the community and the University of Miami's Athletic Department. Those programs have included "Join a Team, Not a Gang" sponsored by the Metro-Dade police and Florida Power and Light as well as student-athlete appearances to local schools to promote education and the anti-drug campaign, "Just Say No." In addition Bell oversees the University's Life Skills Program which helps student-athletes in the areas of personal development, career development and community service.

Bell has been a member of the Hurricane family since 1991 when he was appointed Assistant Director of the Academic Support Program for student-athletes. In that capacity Bell monitored student-athlete's academic progress and was active in career planning and placement.

A native of Chicago, Ill., Bell graduated from Morehouse College in 1972 with a bachelor of arts in Education before moving on to the University of Miami to complete a masters of science degree in Educational Leadership in 1989. Bell also holds memberships in numerous professional associations including the National Association of Athletic Advisors for Athletics and has earned distinction by being named as one of 500 Role Models of Excellence.

Bell and his wife, Denise, have two children, Raja and Tombi.



Connie Nickel
Assistant Athletic Director for Events; Senior Women's Administrator

Connie Nickel enters her 14th year as a member of the University of Miami Athletic Department. Serving in the capacity of Assistant Athletic Director for Events, Nickel oversees the production of all home athletic contests and championships. She is also responsible for the scheduling of football as well as men's and women's basketball home games. Since joining the University as an intern in 1987, Nickel has served as the Director of Events and Assistant Director of Events. She was appointed Senior Women's Administrator in 1998.

A native of Bay City, MI, Nickel graduated from the University of Michigan in 1982 with a degree in Business Administration. She earned a masters degree in Sports Administration from St. Thomas University in 1987.

Prior to coming to South Florida, Nickel worked for A.C. Nielsen in Northbrook, IL, from 1982-85 as a market research associate. She currently serves as an adjunct professor at St. Thomas University teaching graduate Sport Administration classes.

Active in the community, Nickel volunteers at Jackson Memorial Hospital in the pediatric unit.



Dr. Clyde McCoy
Faculty Athletic Representative

Clyde B. McCoy, Ph.D. has served the University of Miami in various capacities more than 26 years. One of his current roles at UM is faculty athletic representative.

In this role, Dr. McCoy is responsible for ensuring academic integrity, facilitating institutional control of intercollegiate athletics and enhancing the student-athlete experience, as well as representing the University to the NCAA.

As the faculty representative, Dr. McCoy has established drug education, testing and treatment which serves as a model for colleges and universities throughout the United States. Dr. McCoy has also served on the BIG EAST and NCAA committees; including serving as chair and member of Accreditation Committees, as well as successfully chairing the University of Miami NCAA Athletic Accreditation.

During his tenure at the University he has established a successful career and international reputation in research, teaching and administration, with extensive publications with more than 150 colleagues.

He presently serves as professor and chairperson of the School of Medicine's Department of Epidemiology and Public Health, and as Director of the University of Miami Comprehensive Drug Research Center and Health Services Research Center.

His work in the early detection of breast cancer and in HIV prevention have become national models. He has been responsible for more than 50 research projects covering a broad span of epidemiology, substance abuse, cancer, HIV-AIDS, community studies, health planning, and health services.

Academic Support Services

Academic Services Mission Statement

The Academic Services Staff of the University of Miami Athletic Department is committed to providing the academic support services necessary to facilitate the graduation of student-athletes and the nurturing skills to promote the development of responsible, well rounded individuals.

The University of Miami, one of the nation's finest institutions of higher education, shows an unparalleled dedication to academics. While Miami's athletic successes are well documented, the University's commitment to academics is second to none. Hurricane athletes have a wealth of resources and programs available to them as they work towards earning their degrees.

In striving to meet the challenges facing the student-athlete in today's complex society, the University of Miami Athletic Department along with UM's Development Academic Center and a wide-range of campus resources has established a unique academic support program that serves to enhance the life of the student-athlete.

Consistent with this commitment, the Athletic Department has established the Center For Academic Needs and Educational Support (CANES). This office's goal is to provide the support services necessary to facilitate the graduation of student-athletes.

An important objective of the program is to integrate the student-athlete into the campus community and become an integral part of the education process.

To achieve this goal CANES strives to: graduate all student-athletes by the end of their eligibility; protect and promote the integrity of the University; comply with all rules and regulations of the University and the NCAA; and maintain the athletic eligibility of every student-athlete.

Academic Programs:

Pro-Active Mentorship Program – This program is designed to assist student-athletes with the transition skills necessary to be successful college students. All freshmen are required to participate and meet once a week with a mentor covering issues such as time management, goal-setting, class preparation, test preparation, etc.

Study Table Program - The Study Table Program is designed to provide valuable locations and time to accomplish academic goals. Tutors, computer labs, and quiet areas are designated for this program.

Tutor Program - Level 1 certified tutors by the College Reading and Learning Association provide individual and group assistance upon request. The tutor program at the University of Miami is one on a small number of athletic programs in the country to be awarded CRLA certification.

Monitoring Program - Progress reports are received from professors three times a semester regarding the academic performance of student-athletes enabling potential problem areas to be addressed and corrected.

Academic Captain's - Academic College Representatives, Athletic Academics Services personnel and a representative from each team meet once a month to discuss important academic and university issues.

Academic Coach Program - Professors get a chance to become a student-athlete by getting an opportunity to be involved in practice, game-week and game-day activities and experience first-hand the demands placed on student-athletes.

Degree Completion Program - Designed to assist students complete degree requirements once they have exhausted their eligibility.

Computer Lab – Located within the Hecht Athletic Center, student-athletes have access to personal computers on which to complete class assignments, access the internet and conduct research. The lab also has lab top computers that student-athletes can check out and take with them on team trips, or when they want to work on their own.



Leigh Husband
Academic Advisor

Experience

1998-: . . . . . Coordinator of Academic Advising, University of Miami
1994-98: . . . . . Coordinator of Academic Support and Student Programs, Marquette University
1993:. . . . . Mentor, Lynn University
1993-94: . . . . . Resident Director, Lynn University
1992-93: . . . . . Athletic Academic Advising Intern, Indiana University

Education

1993:. . . . . Master of Science in College Student Personnel Administration, Indiana University
1991:. . . . . Bachelor of Science in Secondary Education, University of Vermont

Personal

Name: . . . . . Leigh Meredith Husband
Hometown: . . . . . Brightwaters, Long Island, New York
Born: . . . . . August 25, 1969 in Plattsburgh, NY
Marital Status:. . . . Married to Jamie Husband
Children:. . . . . Ross (four months)

The Colleges and Schools

The School of Architecture, founded in 1983, offers a wide range of professionally accredited undergraduate and graduate degrees with specialization in suburb and town design and computing in design. The school's faculty and students, headed by Dean Elizabeth Plater-Zyberk, has earned numerous honors and accolades for excellence in design. Fall 1999 enrollment: 295.

The College of Arts and Sciences, founded in 1926, encompasses most of the disciplines that constitute the liberal arts. It comprises 17 academic departments, and there are approximately 450 distinct majors that are available to undergraduates in the college. The college employs approximately 300 full-time faculty, some of which are internationally recognized members. Fall 1999 enrollment: 3,624.

The School of Business Administration, founded in 1929, is accredited by the American Assembly of Collegiate Schools of Business. The nine departments of the school offer 21 undergraduate and graduate-level degree programs. It is also one of the first schools in the nation to offer a graduate-level management program in Spanish to Latin American business executives. Fall 1999 enrollment: 3,076.

The School of Communication, founded in 1985, is one of the fastest-growing schools at the University. Major programs of study include public relations, motion pictures, and broadcast journalism, as well as photography, advertising, and graphic design. It also houses a broad range of student facilities and activities such as a cable television station and a student-run FM radio station, an award-winning twice weekly newspaper, and a nationally recognized debate team. Fall 1999 enrollment: 1,087.

The School of Continuing Studies, founded in 1974, serves as an outreach arm for the University. The school promotes the research and teaching of the faculty by marketing the resources of the University locally, regionally, nationally, and internationally. The school offers certificate, undergraduate, and graduate degree programs for nontraditional adult students such as those in the corporate community, international students, or gifted high school students. Fall 1999 enrollment: 407.

The School of Education, founded in 1929, houses the department of teaching and learning, educational and psychological studies, and exercise and sport sciences. Undergraduate majors and minors are available in elementary, secondary, special, and music education. There also are disciplines such as exercise physiology and teaching English to speakers of other languages (TESOL). All teacher education courses are approved by the State of Florida and are accredited by the National Council for Accreditation of Teacher Education. Fall 1999 enrollment: 626.

The College of Engineering, founded in 1947, is one of the largest schools of its kind in a private institution of higher learning. The college's most distinctive features are the interdisciplinary courses of study, the result of the college's associations with several areas of the University; these include biomedical engineering, which involves a partnership with the School of Medicine, and ocean engineering, which has a partnership with the Rosenstiel School. Fall 1999 enrollment: 940.

The Graduate School, founded in 1959, offers graduate degrees in all major areas, with 57 doctoral, 113 master's, and five specialist programs. The list of accomplishments in post-baccalaureate education is extensive. The Rosenstiel School is considered among the world's top institutes for marine and atmospheric research and graduate training. The UM/Jackson Memorial Medical Center is lauded as the second largest in the nation, and the School of Business Administration has one of the largest executive MBA programs in the country. Fall 1999 enrollment: 3,280

The School of International Studies, founded in 1983, concentrates on the analysis of contemporary world affairs from an interdisciplinary perspective. Degree programs combine core offerings in international relations, methodology, and international economics with regional or functional specialization. Fall 1999 enrollment: 169

The School of Law, founded in 1928, offers graduate programs in comparative law, inter-American law, international law, ocean and coastal law, taxation, estate planning, and real property development. The law library is considered a leading legal research library with state-of-the-art research tools and journals. Fall 1999 enrollment: 1,189.

The Rosenstiel School of Marine and Atmospheric Science, founded in 1969, has grown from humble beginnings to become one of the nation's leading institutions for oceanographic research and education. The school offers curricula in applied marine physics, marine affairs, marine and atmospheric chemistry, marine biology and fisheries, marine geology and geophysics, and meteorology and physical oceanography. Fall 1999 enrollment: 151.

The School of Medicine, founded in 1952, already has established a research enterprise that the National Institutes of Health ranks in the top 30 percent of the nation's 125 medical schools with regards to research funding awarded. The medical school's 1,000-plus full-time faculty members and an additional 400 research personnel conduct clinical and basic science research crossing all disciplines, from epidemiology and pediatrics to AIDS, psychiatry, and the neurosciences. Together with its partner, Jackson Memorial Hospital, the school comprises the second-busiest medical center in the nation.

The School of Music, founded in 1926, is one of the largest schools of its kind in a private institution and one of the most comprehensive in all of higher learning. The school offers many bachelor and master degree programs. The school's facilities include the Maurice Gusman Concert Hall and the L. Austin Weeks Center for Recording and Performance, which contains the Victor E. Clarke Recital Hall, among other facilities. Fall 1999 enrollment: 722.

The School of Nursing, founded in 1968, housed one of the first collegiate nursing programs in South Florida. The school has an emphasis on transcultural nursing, which recognizes an individual's unique health benefits and practices. The school is a leader in the development of innovative primary care nursing practice models, which have led to national and international recognition. Fall 1999 enrollment: 333.

Academic Support Staff



Tomas Jimenez
Asst. A.D. for Academics Services



Carole Walker
Academic Advisor



David Wyman
Associate Director of Academic Services



Angie Salazar
Staff Assistant

Life Skills










Roger Bell
Associate Athletic Director/Life Skills Program Director

The University of Miami is committed to a program that provides educational experience and services in order to develop well-balanced lifestyles for student-athletes; to encourage growth in decision making, planning and fulfillment of career and life goals; and to enhance the quality of the student-athlete experience. In the process of achieving this mission, the University of Miami Life Skills Program will:

- Support the efforts of every student-athlete toward graduation
- Use athletics as a preparation for success in life
- Meet the changing needs of student-athletes
- Enhance interpersonal relationships in the lives of student athletes
- Assist student-athletes to build self esteem
- Enable student-athletes to make meaningful contributions to their communities
- Promote ownership by the student-athlete of his/her academic, athletic, personal and social responsibilities
- Enhance partnerships between the athletic department, other university departments and the community for the purpose of education

Athletic Department staff work closely with the University's Counseling Center, Health Center, Wellness Center, Dean of Students, and Volunteer Services to provide services for our student-athletes. We also use numerous resources from the South Florida Community for our programming.

Career Development

The Career Development Program provides student-athletes the opportunity to explore career options, develop job search skills, and assistance with job placement.

Career Awareness

- Interest Inventories
- Skills Assessments
- Career Information

Career Exploration

- Career Day
- Internships
- Summer Jobs

Job Placement

- Resume Preparation
- Interview Skills Training
- Job Search Skills
- Career Networking

Personal Development Seminars & Workshops

The Personal Development Componenet of our Life Skills Program provides student-athletes opportunities to focus on personal growth and developing healthy lifestyles. Programs include:

Personal Health

- Nutrition
- Eating Disorders
- Sexual Responsibility
- Self-Esteem
- Stress Management
- Alcohol Choices
- Addictive Behaviors
- Dealing with Depression and Grief

Communications

- Interpersonal Communication
- Media Relations

Social Development

- Manners and Etiquette
- Dealing with Authority
- Fiscal Responsibility
- Agents
- Diversity

Hurricanes *in the Community*





At the University of Miami, our student-athletes, coaches, and staff take great pride in giving back to the community. The Hurricanes are dedicated to the improvement of our community with a special focus on the children of South Florida. Through volunteerism, student-athletes will have the opportunity to serve the community and be positive role models to youth. As an educational institution we want to instill the importance of education and hard work into our youth through examples of leadership and dedication to our community and its members. Through community service projects, student-athlete and staff appearances, contributions and fund-raising events it is our goal to build a partnership with our community that will assist us in our goal of enhancing the quality of life for South Florida's youth.

The University of Miami has a number of different programs for student-athletes to become involved in. The following is a list of community programs and events that the Hurricanes have contributed their time and service to:

Community Programs

Hurricanes Speaker's Bureau - Student-athletes, coaches and staff take time to speak to groups about developing a positive, winning lifestyle.

500 Role Models - The project's goal is to have student-athletes and athletic department staff members intervene in the lives of at-risk youth in order to provide them with alternatives that will lead them away from crime and violence.

First Mentors - In partnership with Big Brothers Big Sisters, pairs of student-athletes are matched with a child to serve as mentors.

Join-a-Team, Not-a-Gang - Its purpose is to encourage area youth to seek positive alternatives to gangs.

Red Ribbon Week - An annual week-long event where student-athletes make appearances at local schools and organizations to educate children on the importance of staying drug free.

Read to Win Program - Designed to show elementary school children the relationship between good learning skills and success as an athlete, UM student-athletes read stories and lead classroom discussion on the importance of good study habits.

Future Canes Program - Exposes at-risk youth, disabled persons and disadvantaged children to a university atmosphere and Hurricane athletic events.

Canes on Patrol - Student-athletes are given an inside look at police work riding with Broward County Sheriffs and assisting in their patrols.

Team Projects

- Habitat for Humanity
- Haunted House
- Hospital Visits
- Youth Clinics
- Creek Sweep
- Painting Projects
- Thanksgiving Dinner Deliveries
- Big Brothers Big Sisters
- Boys and Girls Club
- Ronald McDonald House
- YMCA

Important Information From the University of Miami Compliance Office

Dear Prospective Student-Athlete:

As a prospective student-athlete, you may have the athletic potential to play college basketball at the Division I-A level. If so, you probably will be exposed to an enormous amount of recruitment activities from universities across the country. Throughout the recruitment process, coaches will reference various NCAA rules and regulations. The rules are designed for various reasons. The most important of which are to ease the pressures on prospective student-athletes and to level the playing field so that all universities operate within the same guidelines.

During the recruiting process you may have the following questions:

- When and how often can I visit an institutions campus?
- When, where and how often can a coach telephone me?
- How many times can a coach observe me in practice and/or competition?
- What academic criteria must I meet to be eligible to play Division I-A college basketball?

The answers to these questions and more can be obtained from the University of Miami compliance office or the NCAA by requesting the NCAA Guide for the College-Bound Student-Athlete. The guide may be provided to a prospective student-athlete at any time. The guide addresses issues related to Divisions I, II and III academic eligibility, financial aid, recruitment and more. To receive a copy of the guide call the NCAA Hotline at 1-800-638-3731 or request it from the University of Miami coach who is recruiting you.

Please remember that since violations of NCAA rules during your recruitment could jeopardize your athletic eligibility, it is important for you and your parents to be informed and to ask questions throughout the recruiting process.

Best of luck and GO CANES!
Sincerely,

Penni Key
Assistant Athletic Director for Compliance

A Division I institution may provide you with the following printed materials:

- General correspondence, including letters, U.S. Postal Service postcards and institutional note cards;
- Game programs which may not include posters, and one Student-Athlete Handbook;
- NCAA educational information;
- Pre-enrollment information subsequent to signing a National Letter of Intent with the university;
- One athletic publication (e.g., media guide or recruiting brochure);
- Official academic, admissions and student services publications published or videotapes produced by the institution and available to all students;
- Schedule and business cards;
- Questionnaires which may be provided prior to your junior year; and
- Camp brochures which may be provided prior to your junior year.

Office of Athletic Compliance

Penni Key is in her third year as the Assistant Athletic Director for Compliance at the University of Miami. Key, her assistants, Tony Hernandez and Jessica Reo form one of the nation's most comprehensive compliance departments. They work closely with the Hurricane athletic department to ensure full compliance with institutional, BIG EAST and NCAA rules and regulations.



Penni Key
Assistant Athletic Director for Compliance



Tony Hernandez
Coordinator for Education and Documentation



Jessica Reo
Coordinator for Monitoring and Documentation



Elli Kalafatis
Staff Associate

F.A.Q.'s

Who is a Prospective Student-Athlete (Prospect)?

You are a prospect if you have started classes for the ninth grade. Before the ninth grade, you may become a prospect if a university provides you (or your family or friends) any financial aid or other benefit that is not usually provided to prospective student-athletes.

How do I know if I'm being recruited?

A coach is recruiting you if they try to convince you directly, or through your family, to attend their school and participate in intercollegiate athletics. There are several ways to be recruited: (1) a coach may provide you with an official paid visit to view the campus, (2) a coach may arrange an in-person, off-campus meeting with you (or your family), or (3) a coach or staff member may call you (or your family) on more than one occasion for the purpose of recruitment.

Coaches and authorized institutional staff members are the only individuals who may recruit you. Representatives of athletic interests (boosters) may not call, write or make in-person contact with you anywhere for the purpose of recruiting you to a university and participating in athletics.

When can a coach contact me?

Off Campus Contact: A coach can arrange a face-to-face meeting, off the University's campus, with you beginning July 1st following the completion of your junior year in high school.

Telephone Calls: In the sport of basketball, a coach may call a prospect once during your junior year of high school on or after June 21st. In addition, only three telephone calls to a prospect (or the prospect's parents or guardian) may be made during the month of July following the the prospect's junior year in high school with no more than one telephone call per week; thereafter, staff members shall not make such telephone calls more than once per week.

For all other sports, coaches may initiate telephone contact with prospects after July 1st following completion of your junior year. You may call a coach at your own expense at any time. However, unless it is after July 1st following your junior year, the coach may not return your call. Generally, a coach may only call you (or your parents or legal guardians) once a week, however unlimited phone calls are permitted under the following circumstances: (1) during the five days before your official visit, (2) on the initial date for signing the National Letter of Intent and the two days following and (3) on the day of a coach's off-campus contact with you.

Letters: Letters and recruiting information may be sent to you starting September 1st at the beginning of your junior year in high school.

What is a Contact?

A contact is any face-to-face encounter between a prospect or the prospect's parent(s) or legal guardian and an institutional staff member or athletic representative during which any dialogue occurs in excess of an exchange of a greeting. **NOTE:** At the Division I level, athletic representatives (boosters) may not contact you for the purpose of recruiting.

What can a school offer me to attend their University?

You (or your family) may not receive any benefit, inducement or arrangements such as cash, clothing, cars, gifts or loans to encourage you to sign a National Letter of Intent or to attend a NCAA school.

A University may offer you a one-year scholarship that covers room and board, tuition and fees, and required course-related books, or any part of these. The institution can recommend that this aid is renewed each year, as is the general practice at the University of Miami but this renewal is not guaranteed. In addition, they can offer you quality academic and medical support, as well as the opportunity to compete for one of the nation's top programs.

What can I do during this process?

Enjoy your high school years—work hard both in the classroom and in your sport. At the beginning of your junior year, sign up for the NCAA Clearing House. Your high school guidance office can provide you with the information to register.

Who can I contact with questions?

Call the NCAA at (317) 917-6222 with questions regarding eligibility requirements and recruiting.

Top-Notch Medical Staff

The number one priority of the athletic department at the University of Miami is a commitment to its student-athletes both on and off the court. This commitment is constantly reinforced with the medical attention that is available to Hurricane student-athletes. UM's newly renovated and expanded training room, located in the Hecht Athletic Center, contains the most modern equipment available.

Computerized testing and a wide range of aerobic conditioning equipment is available to help design individual rehabilitation programs and help reduce the risk of re-injury. The training room also contains a state-of-the-art Biodex machine to aid athletes in their rehabilitation.

The University has assembled one of the finest medical staffs in the country. Team physician and orthopaedic surgeon Dr. John Uribe heads a team which includes 15 medical doctors who serve as consultants, five full-time trainers and 10 student-trainers.

Uribe, regarded as one of the finest physicians in the southeast, is the assistant physician for the Miami Dolphins and the Florida Marlins. Additionally, he and Dr. Keith Hechtman, another member of UM's medical team, serve as team physicians for both Florida International University and St. Thomas University.

Hurricane athletes enjoy the luxury of having one of the nation's finest sports medicine facilities located right on campus. HealthSouth Doctors' Hospital features a full service health-care center specializing in sports medicine. The clinic provides preventative care, physicals, injury evaluations, special testing and referral to specialists. HealthSouth Doctors' Hospital possesses some of the most high-tech equipment in the nation and is available to treat Hurricane athletes.

The hospital includes a health and fitness center where they provide a wide range of services including nutrition counseling and cardiac rehabilitation all done with the exercise physiology department led by Dr. Jack Young, a member of UM's medical team.

Uribe and his colleagues at the sports medicine center are recognized as some of the finest in the field of sports medicine. Patients are often flown in throughout the east coast to be treated at HealthSouth Doctors' Hospital. Many doctors also fly in to learn sports medicine procedures and techniques from the hospital staff.

With all this medical expertise and equipment available to them, Hurricane athletes are among the best cared for in the nation.

Assistant trainer Bill Cowgill, in his second season with the Hurricane medical staff, works and travels with the Miami men's basketball team on a daily basis. Cowgill, who received his master's degree from the University of Arkansas in 1997, joined the University of Miami staff after spending the two seasons at Notre Dame University where worked extensively with the women's basketball program, men's and women's track teams as well as football.

Prior to his stint with Notre Dame, Cowgill spent two seasons as a graduate assistant at the University of Arkansas. Additionally, Cowgill worked as an assistant athletic trainer at St. Joseph's College (IN) from September 1994 to August 1995, was a student trainer at Ball State University from January 1992 to May 1994, and interned for the Indianapolis Colts during the 1993 season.

Cowgill earned his bachelor's degree from Ball State University in 1994.



Bill Cowgill
Assistant Trainer

EXPERIENCE

7/99-present . . . . Assistant Athletic Trainer, University of Miami
8/97-7/99 . . . . . Assistant Athletic Trainer, Notre Dame University
8/95-8/97 . . . . . Graduate Assistant Athletic Trainer, University of Arkansas
9/94-7/95 . . . . . Assistant Athletic Trainer, St. Joseph's College (IN)
1/92-5/94 . . . . . Student Athletic Trainer, Ball State University
7/93-8/93 . . . . . Student Intern, Indianapolis Colts

EDUCATION

May 1997 . . . . . Master's of Education in Sports Administration, University of Arkansas
May 1994 . . . . . Bachelor of Science in Athletic Training, Ball State University

PERSONAL

Name: . . . . . Bill E. Cowgill
Age: 30
Born: . . . . . December 2, 1970 in East Chicago, IN

Athletic Trainers and Medical Staff



John Uribe, MD
Physician & Orthopedic Surgeon



Keith Hechtman, M.D.
Miami, 1979
Orthopedics



Scott McGonagle, M.S./A.T.C.
Univ. of Arizona, 1981
Head Athletic Trainer



Kevin Blaske, M.S./A.T.C.
Univ. of Tulsa, 1992
Asst. Athletic Trainer



Kyshs Harriell, M.S./A.T.C.
Univ. of Pittsburgh, 1996
Asst. Athletic Trainer



Dave McCune, M.S./A.T.C.
James Madison, 1986
Asst. Athletic Trainer

Not Pictured: Jack Young, M.D.

Strength Training *with the Best*

At the University of Miami winners are made on and off the court. Just as important as the final numbers that read on the scoreboard, are the results achieved in the Hurricanes' weight room. It is this firm belief that has made Miami one of the nation's up and coming programs.

The Hurricane Strength and Conditioning program operates under the guidance of co-head strength coaches Rob Phillips and Andrew Swasey. Phillips begins his second season at Miami, coming to Coral gables after spending three years as the top assistant at Western Carolina University. Prior to his stint at Western Carolina, Phillips served on the staff at the University of Tennessee.

Swasey returns to Miami after spending last season as the defensive backs coach at the University of Houston. Before going to Houston, Swasey served as Assistant Strength and Conditioning coach for two years at Miami.

Phillips and Swasey are noted for their enthusiastic approach to weight training and for developing year-round sports specific programs for each student-athlete. Together with assistant strength coaches Mike Gibbons and Kevin Tolbert, Hurricane student athletes are given the personalized instruction and tools to reach their full physical potential.

The goal of the Hurricane Strength and Conditioning program is to minimize risk and enhance all physical parameters, including strength, speed, power, flexibility and cardiovascular endurance.

The results of the strength program are obvious as the Hurricanes enter the 2000-01 season stronger and healthier than ever before. Conditioning will be crucial as the Hurricanes face some of the nations best athletes in the always grueling BIG EAST Conference.

The 5,500 square foot Hurricane weight room is adjacent to the Hurricanes' practice facility and is located within the Hecht Athletic Center. Totally refurbished in 1995 with a complete line of weights and muscle-specific machines, the Hurricane weight room is complete with a rubberized floor surface, stereo sound system, cooled water fountains and full-length mirrored walls.

Entering the 2000-01 season, UM student-athletes will have the use of the newly-constructed state-of-the-art track on the Cobb Stadium for Soccer, Track & Field on which to work on all facets of speed training.

Working directly with the Hurricane men's basketball program is assistant strength coach Kevin Tolbert. Tolbert, entering his third season with the Hurricanes, came to Miami after spending 10 years as a general manager and personal trainer at Mainline Health & Fitness. Prior to that Tolbert worked as the Head Trainer/Conditioning Specialist at Ken Leistner's Training. While their Tolbert directed the overall strength and conditioning of numerous athletes including Detroit Lions linebacker Stephen Boyd, New York Jets running back Lou D'Agoustino and 1996 Olympic Gold Medalist in the 400-hurdles Derrick Adkins. Additionally, Tolbert spent two seasons as a volunteer strength and conditioning coach for the Philadelphia Eagles.

Committed to the health and development of his players, Perry Clark is one of the most progressive basketball coaches in the country with regards to strength and conditioning. It his his belief that strength and conditioning is every bit as important as scrimmaging and watching film. Along with Tolbert, Clark will evaluate the strength and conditioning program by how the Hurricanes are doing in March because just as basketball skills must improve as the BIG EAST and NCAA Tournament come around, so must the conditioning of their players.



Kevin Tolbert
Assistant Strength Coach

EXPERIENCE

1998- . . . . . Asst. Strength and Conditioning Coach, University of Miami
1996-1997 . . . . . Volunteer Strength and Conditioning Coach, Philadelphia Eagles
1988-1998 . . . . . General Manager/Personal Trainer, MainLine Health Fitness
1986-1988 . . . . . Head Trainer/Conditioning Specialist, Ken Leistner's Training Center
1981-1986 . . . . . Naval Officer/Assistant Football Coach, United States Navy

CERTIFICATION

1998 . . . . . CPR
1990 . . . . . MedX Cervical Extension
1990 . . . . . MedX Lumbar Extension

EDUCATION

1981 . . . . . B.S. in Physical Science, United States Naval Academy

PERSONAL

Name: . . . . . Kevin Chenault Tolbert
Age: 42
Born: . . . . . September 11, 1958 in St. Albons, NY
Wife: . . . . . The former Margaret Folk
Children . . . . . Kaitlin (10), Courtney (8), Matthew (6)

Strength and Conditioning Staff



Andrew Swasey
Head Speed & Agility Coach



Rob Phillips
Head Strength & Nutrition Coach



Mike Gibbons
Assistant Strength Coach

Hurricane Warnings













The Hurricanes

It began in controversy. Some reports say the 1927 football team held a team meeting to select Hurricanes, hoping they would sweep away opponents just as the devastating storm did on September 16, 1926. Another version holds that Miami News columnist Jack Bell asked end Porter Norris of the 1926 team what the team should be called. Told that the local dignitaries and University officials wanted to name the team for a local flora or fauna, Norris said the players wouldn't stand for it and suggested "Hurricanes" since the opening game had been postponed by such a storm. From time to time, opposition has arisen to the name that would "reinforce Miami's negative reputation as a weather-beaten community living constantly under the threat of destruction." But as one UM official rationalized in the 60's, "Does anyone think Chicago is overrun by bears just because the town has a football team by that name?"

Orange, Green & White

UM's school colors were selected in 1926. The colors of the Florida orange tree represent UM. Orange symbolizes the fruit of the tree, green represents the leaves and white, the blossoms.

The U

In 1973, UM's Athletic Federation, the fund raising arm of the athletic department at the time, commissioned a local public relations expert to develop a distinctive logo. The University had gone several years with a variety of helmet and uniform changes and the Federation noted that a number of major colleges have the initials UM. Miami designer Bill Bodenhamer suggested the "U" idea, which lent itself to distinctive logos for each sport as well as slogans like "U gotta believe" and "U is great."

Sebastian the Ibis

Folklore maintains that the Ibis, a symbol of knowledge found in the Everglades and Egypt, is the last sign of wildlife to take shelter before a hurricane and the first to reappear after the storm. The local marsh bird was considered UM's first unofficial mascot when the school yearbook adopted the name "Ibis" in 1926. Its popularity grew among the students during the 50's. In 1957 San Sebastian Hall, a residence hall on campus, sponsored an Ibis entry in the homecoming celebration. The next year, student John Stormont performed at games in an Ibis costume that was glued, sewn and pinned together and was the forerunner of today's bird. Through the years, the Ibis has become one of the most recognizable college mascots in the United States.

Cheerleaders

The University of Miami cheerleaders are the catalyst for school spirit at the University. Along with cheering at both home and away athletic contests, the squad is a strong public relations arm for the University. Active in community service and charitable projects, the cheerleaders are a great source of pride for the University and the City of Miami. Under the direction of coach Dan Reynolds, captain Ana Icabalceta and Carlos Saiz, the co-ed cheerleaders are consistently rated among the nation's top squads. The Hurricanes' all-girls cheerleading squad, which cheers at football and women's basketball games, is coached by Heather Almaguer and Cristian Ball. The team is captained by Suzette Benetiz.

Sunsations

Now in their eleventh year of entertaining fans, the University of Miami Sunsations dance team is a squad of enthusiastic and talented performers. Their reputation for excellence has grown both locally and nationally. The Sunsations, coached by former member Janine Thompson, captain by Lya Franco and co-captain by Barbie Perrys, perform at many charitable and community service events in addition to Hurricane football and basketball games.

U HURRICANES

Miami has it All

Shorts in the wintertime? You bet! Located in the subtropics, Miami boasts an average daily temperature of 84 degrees. With three hundred sunshine filled days a year, there is never a shortage of time to absorb this beautiful city's natural treasures. Eighty-four miles of Atlantic coastline, wonderfully pristine beaches and more than 670 parks are here to enjoy almost every day of the year. There's no need for winter coats here!















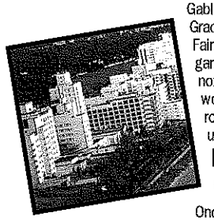





Perfect Weather for Sports

South Florida's mild climate year- round makes it possible to enjoy outdoor recreational activities every month, and what a choice there is. Everything from golfing on some of the PGA's finest courses to scuba diving on some of the most beautiful reefs in the Atlantic is available in South Florida.

South Florida is one of only eight metropolitan areas in the U.S. with a pro franchise in each of the four major sports. The NFL's Miami Dolphins thrill fans every season at Pro Player Stadium. This sports complex hosted the 1995 and 1999 Super Bowls and is also home to Major League Baseball's, Florida Marlins. For basketball fans, downtown Miami is the place to be with the Hurricanes at the Miami Arena and the National Basketball Association's Miami Heat in the American Airlines Arena on Biscayne Bay. The National Hockey League's Florida Panthers play up the road in Broward County in the National Car Rental. Another popular sporting event is the Miami Grand Prix in which many racing enthusiasts from all over the country flock to Miami every year to watch.

Cultural Events All Year

Miami's tranquility is most visible at its frequent outdoor celebrations and festivals.

Not a month passes that the people of this wonderful city are not celebrating their cultural and ethnic diversity. Whether it's a reggae fest, Little Havana's Calle Ocho, the Sunstreet Festival or a film and book festival, it all happens here.

Shopping Extravaganza

Now if shopping is your thing, bring your wallet and a good pair of walking shoes because the weather is the only thing better than the shopping in Miami.

There are neighborhood shopping areas stretched along causeways, tucked around unexpected corners and plunked on city blocks just a few hundred feet shy of major thoroughfares. It's a shopper's Eden.

Coconut Grove has Fun Nearby

Just a short ten minute drive from the University campus, lies one of Miami's original pioneer settlements, Coconut Grove, which has evolved from a beatnik community into an upscale night life and shopping destination. Transplanted intellectuals, jet setters, artists, craftsmen and professionals converge to create an electric atmosphere that is the essence of the Grove. Located in the center of this carefree neighborhood is Coco Walk, the Grove's open-air retail and entertainment complex with shops, outdoor cafes, trendy nightclubs and a multi-screen theater, all in a European village setting.

South Beach is the New Riviera

Travel a few more minutes north and you hit world famous Miami Beach and your chance to be discovered. Fashion models, writers, movie producers and famous entertainers are the new players in Miami Beach's renaissance. Miami Beach is a community on the move with stars like Gloria Estefan, and many more calling it home.

Renovated Art Deco buildings and hotels host international restaurants, open-air cafes and trendy nightclubs. Throughout this Atlantic coastline community, the restaurants feature a traditional South Florida favorite, stone crabs.

In the past few years, images of "SoBe"(the SoHo of the south as South Beach is often called) have filled fashion magazines, films, and television shows from all over the world. International crews can be found filming throughout Greater Miami from dawn until dusk. You just never know who you'll run into on South Beach.

Coral Gables is the "City Beautiful"

The University of Miami campus is located in beautiful Coral Gables. Founded by George Merrick over 75 years ago, this "City Beautiful" hosts hemispheric headquarters for many multinational corporations. The city's central boulevard is the famed Miracle Mile. It is here where residents and students enjoy some of the region's finest boutiques, gourmet restaurants and art galleries. In addition to its urban amenities, Coral Gables is distinguished by its natural terrain. Gracing 83 acres of the area's prime land is Fairchild Tropic Gardens, one of the largest tropical gardens in the continental United States. To the north lies the Venetian Pool. Often called the world's most beautiful swimming lagoon, it is surrounded by caves, cascading waterfalls and natural arched bridges.

Key Biscayne Offers Natural Fun

Once a coconut plantation, Key Biscayne maintains a natural beauty rare for an area in such close proximity to an urban center. The allure of this subtropical island lies in its beaches, distinctive accommodations and recreational diversions. The sweeping curve of Rickenbacker Causeway, the Key's link to the mainland, cradles Hobie Beach, a popular public playground for windsurfers.

Over Bear Cut Bridge lies Key Biscayne itself, a haven for sports enthusiasts and sun worshippers. Three miles of sandy beaches, one of the country's finest public 18-hole golf courses and courts holding world-class tennis tournaments like the Ericsson, symbols of the island's first-class resort status, are located in the 500-acre Crandon Park area.

Miami Quick Facts

Average Temperature: **84°**

Days of Sunshine: **300**

Miles of Beaches: **84**

South Florida is Sports Crazy













Miami may be best known for its lovely climate and beautiful beaches, but in recent years the city has taken its place as one of the world's greatest sports destinations. No matter what the sport, no matter what the time of year, there is never a dull moment. Miami has something for everyone. It is truly a sports fan's paradise.

Hurricanes Began the Trend

Leading the charge is the University of Miami which has set a high standard of excellence beginning with its inaugural football season in 1926. Since 1937 UM has played its home football games at the world famous Orange Bowl. This historic site has played host to 61 New Year's Day Bowl games and countless national championship games, including three of the University of Miami's four titles in 1983, 1987, and 1991. In 1996 the Orange Bowl added the Olympics to its impressive resume as it was one of the soccer venues for the Centennial Olympic Games.

College athletics have set the standard and professional sports are keeping up the tradition. Miami is one of only eight U.S. cities that can boast a professional franchise from each of the four major sports leagues.

A Mecca for Pro Sports

The NFL Miami Dolphins, led by head coach Jimmy Johnson, thrill fans every season at Pro Player Stadium. This sports complex has played host to two Super Bowls. Pro Player Stadium is also the home of the 1997 World Series Champion Florida Marlins.

The NBA Miami Heat, led by head coach Pat Riley and all-star center Alonzo Mourning, and the Miami Hurricanes offer basketball fans fast-paced action during the winter at the Miami Arena. The Heat and Hurricanes spend most of the summer working out together. The NHL Florida Panthers, who advanced to the Stanley Cup finals in just their third year of existence moved into the new National Car Rental Center to start the 1998-99 season. In March of 1994 the University of Miami hosted the NCAA Men's Basketball Tournament East Regional at the Miami Arena. Other events such as professional wrestling and professional world figure skating are often scheduled there.

International Sporting Events

Downtown Miami isn't the only place to catch great sports action. Miami's beaches host an impressive array of sports venues. The Homestead Sports Complex is the host site of the national Olympic baseball trials and on Key Biscayne the International Tennis Center is home to the Ericsson Championships. Greater Miami and the beaches are also the sight of the Doral-Ryder Open and the Royal Caribbean Classic, two of professional golf's top tournaments, as well as the Miami Grand Prix, one of the premier events on the International Motor Sports Association's circuit.

Greater Miami and the beaches have become a hot bed of sports. Fast-paced Big League action, thrilling championship tournaments and motor sports all combined with spectacular year-round weather make Miami a world-class sports mecca. Even the most demanding sports enthusiasts will find Miami a perfect place.

Athletic Facilities



Mark Light Stadium

Completed in 1977, and refurbished with natural grass for the first time in 1994, "The Light" has been the home of the 1982, 1985 and 1999 NCAA World Series Champions. One of the nation's most complete facilities, MLS has a seating capacity of 5,000.



Greentree Practice Fields

The practice home of the 1983, '87, '89 and '91 national football champions under went a $2 million renovation during the 1998 off-season and includes three full length prescription athletic turf fields. Lights were also installed to allow for evening practices.



Knight Sports Complex

Completed in 1985, this building houses practice courts, locker rooms and coaching offices for the Miami basketball programs. One of the nation's most complete basketball practice facilities, the KSC was refurbished with a new permanent playing surface in the spring of 1994.



Norman Whitten Student Uninon Pool

Located in the heart of UM's campus, has been home to 34 National Title Winners and 28 Olympians, including three-time National Champion and five-time World Champion diver Greg Louganis.



Ronald W. Shane Watersports Center

On Indian Creek, a three-mile sheltered body of water that is wide enough for six boats in the heart of Miami Beach. The Watersports Center, which is used exclusively for rowing-related activities, was dedicated in October of 1993 and has 4,200 square feet of storage space for shells.



George A. Smathers Wellness Center

This state-of-the-art recreation and fitness facility opened in January 1996. Located next to the Hecht-Stanford residential calleges, the Wellness Center provides students a variety of activities and services, including a fitness room; aerobics classes; indoor track; gymnasium with basketball, volleyball and badminton courts; racquetball and squash courts; indoor pool, spa, and sauna.

Miami Arena

Top 15 Home Attendance

Att	Opponent	Site	Result	Score	Date
15,147	Connecticut	Miami Arena	L	70-68 (OT)	1/20/99
11,263	Connecticut	Miami Arena	L	75-67	3/4/95
11,051	Ohio State	National Car Rental Center	W	72-64	12/27/98
10,896	Georgetown	Miami Arena	L	75-58	2/15/92
10,497	Rutgers	Miami Arena	W	68-63	2/27/99
10,419	Georgetown	Miami Arena	W	68-65 (OT)	1/18/97
10,231	Connecticut	Miami Arena	L	77-58	1/18/92
10,140	North Carolina	National Car Rental Center	L	78-68	12/18/99
9,276	Kentucky	Miami Arena	L	60-57	1/29/00
8,561	Georgia Tech	Miami Arena	L	69-61	12/27/97
8,247	Connecticut	Miami Arena	W	76-67	1/6/98
8,210	Pittsburgh	Miami Arena	W	85-52	2/23/99
8,031	Georgetown	Miami Arena	W	66-56	12/6/97

Yearly Home Attendance

Year	Site	Total	Games	Avg	BIG EAST Games Total	BIG EAST Games Games	BIG EAST Games Avg
1985-86	James L. Knight Center	54,544	18	3,030	-	-	-
1986-87	James L. Knight Center	43,129	17	2,537	-	-	-
1987-88	James L. Knight Center	41,343	18	2,297	-	-	-
1988-89	Miami Arena	48,968	17	2,880	-	-	-
1989-90	Miami Arena	33,505	16	2,094	-	-	-
1990-91	Miami Arena	33,406	15	2,227	-	-	-
1991-92	Miami Arena	56,677	14	4,048	46,380	9	5,153
1992-93	Miami Arena	51,262	15	3,417	41,169	9	4,574
1993-94	Miami Arena	38,219	15	2,548	28,154	9	3,128
1994-95	Miami Arena	53,953	15	3,597	43,630	9	4,848
1995-96	Miami Arena	46,150	16	2,884	34,186	9	3,798
1996-97	Miami Arena	60,517	15	4,034	48,093	9	5,344
1997-98	Miami Arena	65,958	14	4,711	47,132	9	5,236
1998-99	Miami Arena	75,560	13	5,812	57,609	9	6,401
1999-00	Miami Arena	63,920	16	3,995	33,268	8	4,159
Totals		767,111	234	3,278	379,650	80	4,746

Miami's Record at...

Year	Home Site	Home	(Site Total)	Away	Neutral	Total
1985-86	James L. Knight Center	12-6		1-8	1-0	14-14
1986-87	James L. Knight Center	9-8		1-6	5-2	15-16
1987-88	James L. Knight Center	11-7	(32-21)	3-5	3-2	17-14
1988-89	Miami Arena	12-5		2-6	5-1	19-12
1989-90	Miami Arena	11-5		2-8	0-2	13-15
1990-91	Miami Arena	8-7		0-11	1-1	9-19
1991-92	Miami Arena	4-10		0-11	4-3	8-24
1992-93	Miami Arena	10-5		0-10	0-2	10-17
1993-94	Miami Arena	5-10		2-9	0-1	7-20
1994-95	Miami Arena	11-4		4-8	0-1	15-13
1995-96	Miami Arena	12-4		2-8	1-1	15-13
1996-97	Miami Arena	12-3		3-9	1-1	16-13
1997-98	Miami Arena	11-3		7-5	0-2	18-10
1998-99	Miami Arena	11-2		10-3	2-2	23-7
1999-00	Miami Arena	11-4	(118-62)	8-2	4-4	23-11
Totals		**150-83**		**45-109**	**27-25**	**222-218**

Miami Arena

Single-Game Collegiate Records

Individual:

Most Points: 58, Danny Ferry (Duke vs. Miami), 12-10-88
Most Field Goals Made: 23, Danny Ferry (Duke vs. Miami), 12-10-88
Most Field Goals Attempted: 30, Greg Sutton (Oral Roberts vs. Miami), 11-28-88
Highest FG% (min. 10 made): .923 (12-13), Eric Brown (Miami vs. Bethune-Cookman), 12-5-88
Most 3-PT FGM: 9, Mike Hargett (George Mason vs. Miami), 11-23-90
Most 3-PT FGA: 15, Byron Coast (Florida A&M vs. Miami), 12-10-94
Highest 3-PT FG% (min. 5 made): .875 (7-8), Tom Kresge (Lafayette vs. Miami), 1-14-91
Most Free Throws Made: 13, Eric Brown (Miami vs. BYU), 2-4-89
Most Free Throws Attempted: 19, Eric Brown (Miami vs. BYU), 2-4-89
Highest FT% (min. 10 made): 1.000 (10-10), Steven Edwards (Miami vs. Villanova), 3-6-93
Most Total Rebounds: 18, Constantin Popa (Miami vs. Seton Hall), 2-23-93
18, Joe Wylie (Miami vs. George Mason), 11-23-90
18, Joe Wylie (Miami vs. Alabama State), 12-16-89
Most Offensive Rebounds: 9, Joe Wylie (Miami vs. George Mason), 11-23-90
Most Defensive Rebounds: 13, Stephen Howard (DePaul vs. Miami), 2-23-91
Most Assists: 14, Michael Gardner (Miami vs. Pittsburgh), 1-23-93
Most Steals: 9, Jerome Scott (Miami vs. Florida International), 3-4-91
Most Blocks: 8, Tim James (Miami vs. West Virginia), 2-6-96
8, Constantin Popa (Miami vs. Florida Atlantic), 12-19-92
8, Byron Tucker (George Mason vs. Miami), 11-23-90
Most Turnovers: 9, Mike Anderson (Barry vs. Miami), 11-23-91
9, Joel Warren (Miami vs. Providence), 1-24-89

Team:

Most Points (Game): 117, Duke vs. Miami, 12-10-88
Most Points (Half): 66, New Mexico vs. Miami, 2nd half, 2-1-89
Most Combined Points: 219, Duke 117 Miami 102, 12-10-88
Most Field Goals: 43, Miami vs. Tennessee Tech, 2-8-89
Most Field Goal Attempts: 92, George Mason vs. Miami, 11-23-90
Highest FG%: .672 (41-61), Duke vs. Miami, 12-10-88
Most 3-PT FGM: 13, Syracuse vs. Miami, 12-6-94
Most 3-PT FGA: 31, VCU vs. Miami, 2-9-91
Highest 3-PT FG% (min. 10 made): .632 (12-19), Seton Hall vs. Miami, 3-4-92
.632 (12-19), Miami vs. Lehigh, 1-9-91
Most Free Throws Made: 34, Georgetown vs. Miami, 2-15-91
Most Free Throws Attempted: 50, Georgetown vs. Miami, 2-15-91
Highest FT% (min. 10 made): .929 (13-14), Davidson vs. Miami, 2-2-91
Most Total Rebounds: 61, Miami vs. Northeastern Illinois, 11-24-95
Most Offensive Rebounds: 28, Miami vs. George Mason, 11-23-90
Most Defensive Rebounds: 42, Miami vs. Northeastern Illinois, 11-24-95
42, Miami vs. Florida A&M, 12-4-93
Largest Rebound Margin: +31 (61-30), Miami vs. Northeastern Illinois, 11-24-95
Most Assists: 29, Miami vs. Lehigh, 1-9-91
Most Steals: 21, Villanova vs. Miami, 1-25-95
Most Blocked Shots: 17, Miami vs. Hartford, 12-13-96
Most Turnovers: 30, Winthrop vs. Miami, 12-16-95
Most Fouls: 32, Miami vs. Duke, 12-10-88
Margin of Victory: 44, Miami 91 Florida A&M 47, 12-4-93
Fewest Points (Game): 32, Lehigh, 12-30-96
Fewest Points (Half): 12, Miami vs. St. John's, 1st half, 1-14-92
12, Lehigh vs. Miami, 1st half, 12-30-96
Fewest Combined Points (Game): 87, Miami 45 St. John's 42, 1-14-92
Fewest Combined Points (Half): 26, St. John's 14 Miami 12, 1st half, 1-14-92
Fewest Field Goals Made (Game): 10, Lehigh vs. Miami, 12-30-96
Fewest Field Goals Made (Half): 3, Lehigh vs. Miami, 1st half, 12-30-96
Fewest Field Goal Attempts: 37, Miami vs. Mercer, 2-3-90
Fewest Free Throws Made: 1, VCU vs. Miami, 2-9-91
Fewest Free Throw Attempts: 3, Miami vs. Lafayette, 1-14-91
Fewest Rebounds: 14, Miami vs. Notre Dame, 1-12-91
Fewest Turnovers: 5, Miami vs. Boston College, 2-10-93
5, Miami vs. South Florida, 2-24-90
Fewest Fouls: 7, Miami vs. South Florida, 2-25-91
Longest Game: 2 OT, Miami vs. St. John's, 2-20-96
2 OT, Miami vs. Florida State, 1-18-91
2 OT, Miami vs. South Florida, 2-6-89
Largest Attendance: 15,217, Boston College vs. Florida, 3-27-94
15,217, Connecticut vs. Florida, 3-25-94
15,217, Boston College vs. Indiana, 3-25-94

Top Individual Performances

Points

58, Danny Ferry (Duke vs. Miami), 12-10-88
43, Steve Rich (Miami vs. St. John's), 2-20-96
39, Eric Brown (Miami vs. Marquette), 1-28-89
38, Eric Brown (Miami vs. Bethune-Cookman), 12-5-88
33, Eric Brown (Miami vs. Oral Roberts), 11-28-88
32, Dennis Burns (Miami vs. Marquette), 1-28-89
32, Mike Hargett (George Mason vs. Miami), 11-23-90
31, Chris Cheeks (Virginia Commonwealth vs. Miami), 1-9-89
31, Richard Hamilton (Connecticut vs. Miami), 1-6-98
31, Richard Hamilton (Connecticut vs. Miami), 1-20-99
31, Tim James (Miami vs. Seton Hall), 1-27-99

Rebounds

18, Constantin Popa (Miami vs. Seton Hall), 2-23-93
18, Joe Wylie (Miami vs. George Mason), 11-23-90
18, Joe Wylie (Miami vs. Alabama State), 12-16-89
17, Joe Wylie (Miami vs. Memphis State), 2-11-91
16, Alex Fraser (Miami vs. Florida A&M), 12-10-94
16, Hakeem Shahid (South Florida vs. Miami), 2-6-89
16, Joe Wylie (Miami vs. DePaul), 2-12-90



The BIG EAST Conference



Michael Tranghese
Commissioner

The BIG EAST begins the 2000-01 academic year with a new full conference member and a new sport. That's hardly unusual for the league. Moving forward and exploring new horizons has been the norm rather than the exception for the conference that opened its doors in 1979.

The conference welcomes Virginia Tech as its 14th member. In the spring of 2001, the BIG EAST will add women's lacrosse to its growing list of sports.

When the 1990s began, The BIG EAST Conference had just completed its eighth season with nine members. The league was arguably as healthy as a conference could be. The BIG EAST was a headline-grabber immediately, especially in men's basketball, its signature sport. The BIG EAST Football Conference did not exist.

The '90s was a decade of enormous change in college athletics with conferences adding new members and new leagues beginning. The BIG EAST was no different than most groups. The league has had four separate expansions in the past 10 years. The BIG EAST Football Conference, with eight members, became a major player in college football immediately after its inception in 1991.

One constant is that The BIG EAST Conference has enjoyed tremendous success in the classroom and in the athletic arena. It has built a long list of accomplishments.

The BIG EAST became a reality on May 31, 1979, following a meeting of athletic directors from Providence College, St. John's, Georgetown and Syracuse Universities. Seton Hall, Connecticut and Boston College completed the original seven-school alliance.

After one season, Villanova was added and began play in 1980-81. Two seasons later, Pittsburgh joined the group and started competition in '82-83.

Miami was admitted in 1990 and began BIG EAST competition in '91-92. Rutgers, West Virginia and Notre Dame joined in '94 in two separate expansions and began play in 1995-96.

In 1999, Virginia Tech became the league's 14th member. It will begin competing in the BIG EAST in 2000-01.

During the 1999-00 academic year, the league again was well represented on the national scene by its student-athletes for accomplishments in the classroom and in athletic competition.

For three of the last six years a BIG EAST student-athlete has won the Honda-Broderick Cup as Collegiate Woman of the Year. Notre Dame soccer player Cindy Daws won in 1997-98. She followed Connecticut basketball players Rebecca Lobo ('94-95) and Jennifer Rizzotti ('95-96).



The BIG EAST plays its annual conference tournament at New York City's Madison Square Garden, "The World's Most Famous Arena."

In addition to Connecticut winning its second NCAA women's basketball title, five individuals captured NCAA championship crowns last year. Miami had the male and female national champions in platform diving. Tyce Rouston took the men's title and Jenny Keim was the women's champion. At the NCAA women's indoor track & field championship, Villanova's Carmen Douma and Carrie Tollefson each won titles. Tollefson grabbed her second straight NCAA crown in the 3,000 meters. Douma was the champion in the mile. Pittsburgh's Chantee Earl took the 800-meter title.

Traditionally, the BIG EAST can boast that some of its best students are also some of its best athletes. Scott VanEpps, the 1999-00 BIG EAST Male Scholar-Athlete of the Year and member of the Pittsburgh swimming & diving team, was a first team GTE/CoSIDA Academic All-American after earning third team accolades in 1998-99. Gabriel Gervais, a member of the Syracuse men's soccer team, concluded his career by garnering first team Academic All-America honors as well. Notre Dame's Ruth Riley earned basketball Academic All-America first team honors as a junior in '99-00 and ND baseball player Jeff Perconte was awarded Academic All-America first team accolades as well. BIG EAST student-athletes have continued their success after leaving the classrooms and playing fields. Former Connecticut women's basketball standout Dr. Leigh Curl was inducted into the GTE Academic All-America Hall of Fame in 1999. Former Georgetown men's basketball star Dikembe Mutumbo was recently named a winner of the President's Service Award, the highest honor in the U.S. for volunteer service.

While the membership has increased, the focus of the BIG EAST remains unchanged. It is a group that reflects a tradition of broad-based programs, led by administrators and coaches who place a constant emphasis on academic integrity. The BIG EAST Conference has enjoyed a leadership role nationally. Its student-athletes own significantly high graduation rates and their record of scholastic achievement notably reflect a balance between intercollegiate athletics and academics.

Any successful consortium enjoys outstanding leadership. Michael Tranghese, the league's first full-time employee, and for 11 years the associate of Dave Gavitt, took over the Commissioner's reins in June, 1990. The expansion in membership is only a portion of Tranghese's achievements. In his first year at the helm, he administered the formation of The BIG EAST Football Conference in addition to coordinating the four expansions.

BIG EAST sports attract the interest of followers in the nation's largest media markets including New York, Chicago, Philadelphia, Boston, Washington, D.C., Miami, Pittsburgh and Hartford. The league has long been considered a leader in innovative concepts in promotion and publicity, particularly regarding television. Those efforts have resulted in unparalleled visibility for BIG EAST student-athletes. Exclusive long-range television contracts with CBS, ESPN, Inc. and ABC provide BIG EAST basketball with more television exposure.

While BIG EAST basketball games are regular sellouts at campus and major public arenas, including the annual BIG EAST Championship in Madison Square Garden, attendance figures also are significant at BIG EAST soccer, women's basketball and baseball games.

More than 400 BIG EAST athletes have earned All-America recognition and dozens have won individual NCAA national championships. The BIG EAST has been well-represented in U.S. or foreign national and Olympic teams, with several athletes earning gold medals in the summer Olympiads in Atlanta in '96, Barcelona in '92, Seoul in '88 and Los Angeles in '84. Several BIG EAST coaches and athletes competed in Sydney in 2000.

The BIG EAST has its headquarters in Providence where the conference administers to more than 5,000 athletes in 21 sports.

The BIG EAST Conference

222 Richmond Street
Providence, RI 02903
www.bigeast.org
(401) 453-0660 – Communications
(401) 272-9108 – Switchboard
(401) 751-8540 – Fax

BIG EAST Staff

Commissioner	Michael Tranghese
Senior Associate Commissioner	Thomas McElroy
Associate Commissioner	Tom Odjakjian
Associate Commissioner for Sport Administration	Donna DeMarco
Associate Commissioner for Communications	John Paquette
Associate Commissioner	Stan Wilcox
Assistant Commissioner for Finances	Susan Scorpio
Assistant Commissioner for Sport Administration	James Siedliski
Assistant Commissioner for Compliance	Jerome Rodgers
Assistant Director of Communications	Tammy Donovan
Assistant Director of Communications	Rob Carolla
Coordinator of Men's Basketball Officiating	Art Hyland
Coordinator of Women's Basketball Officiating/Sport Administrator	Barbara Jacobs
Coordinator of Football Officiating	John Soffey
Assistant to the Commissioner	Lisa Zanecchia
Administrative Assistant for Administration	Lois DeBlois
Administrative Assistant for Compliance	Wanda Factor
Administrative Assistant for Basketball & Football	TBA
Receptionist	Kathy Kirkpatrick
Communications Assistant	John Martin
Communications Assistant	Kristina Petersen
Sport Administration Assistant	Stacy Shiffert
Compliance Assistant	Heena Shah

The BIG EAST Conference

The BIG EAST & Television – It's Everywhere

No matter where you are, No matter where you live. You are going to be able to find BIG EAST basketball on television. The league has contractual agreements with CBS, ESPN and ESPN Regional Television. This season, BIG EAST games also will be seen on ABC.

Fifteen regular season games will be shown on national networks. At least 36 games will be on national cable. The BIG EAST again will have a weekend syndicated package that will penetrate all of the conference's media markets and beyond. Almost all other games will be televised to local markets.

CBS will show five conference games and six intersectional contests in 2000-01. ESPN will carry the BIG EAST in its regular Big Monday format and on other nights. ESPN will televise 17 league games and at least seven intersectional meetings. ESPN2 will carry at least 12 games involving BIG EAST teams — seven conference games and five non-league matchups. For the sixth straight year, the entire AT&T BIG EAST Championship will be on ESPN (nine games) and ESPN2 (two games).

In 1994, the BIG EAST assigned its non-network telecast rights to ESPN, Inc., and its subsidiary, Creative Sports. In 1997, Creative Sports changed its name to ESPN Regional Television. ESPN Regional again will produce the BIG EAST Game of the Week on Saturdays at noon for stations throughout BIG EAST markets in addition to producing other games to local markets.

The BIG EAST has earned accolades for its innovative approach to negotiating packages for the league's member schools. In 1985, it formed the BIG EAST Television Network which became a benchmark for regional television networks. It was the largest regional college basketball network in the country.

The conference was the first to sign an exclusive agreement with a major network, CBS in 1985, and a national cable network, ESPN, also in 1985.

The formative years of the BIG EAST coincided with the early times at ESPN. In 1979-80, the first season of play in the BIG EAST, ESPN began the Monday Night Game of the Week concept.

The BIG EAST And ESPN Regional Television

When BIG EAST teams are not on national television, they can be found on stations and cable outlets in each school's region via ESPN Regional Television. ERT, a subsidiary of ESPN, Inc., produces and distributes a BIG EAST Game of the Week on Saturday afternoons throughout BIG EAST markets.

The Game of the Week will reach almost 30 percent of the nation's television homes and have a total household reach of over 27 million.

BIG EAST institutions are located in seven of the top 19 markets in the United States.

In addition to the Game of the Week, ESPN Regional will produce other conference and non-conference games for local markets. Almost every conference game will be televised.

Most games offered by ESPN Regional Television will also be available nationally as part of ESPN FullCourt, the pay subscription college basketball outer market service.

BIG EAST play-by-play talent will include Dave Sims, John Sanders, Bob Picozzi and Don Criqui. Some of the color analysts include Ron Perry, Jim Spanarkel, Mark Plansky and Bob Wenzel.

ESPN Regional BIG EAST Weekend Syndication (BES)

The BIG EAST and ESPN Regional Television will present a weekend afternoon game of the week which will be shown throughout BIG EAST markets and beyond for the fifth straight season. On some weekends, more than one game will be televised.

The BIG EAST Game of the Week will reach over 26 million households or 30 percent of the nation. That is the largest reach of any conference syndicated package.

TV Tidbits

BIG EAST SCHOOLS
are located in seven of the top 19 TV markets.

TV MARKETS
include one third of the nation's television homes.

NATIONAL EXPOSURE
the BIG EAST has multi-year contracts with CBS and ESPN.

ESPN REGIONAL
produces primetime and weekend games for syndication.

THE MOST TELEVISED
95 percent of this year's BIG EAST games will be televised.



Junior Johns Salmons has been honored as the Hurricanes' top defender in each of the last two seasons.

2000-01 BIG EAST
Composite Schedule

Day	Date	Game	Time (EST)
NOVEMBER			
Thu.	2	Foreign Team TBD at Miami (exh)	7:00
Fri.	3	Ft. Hood at Georgetown (exh)	7:00
		California All-Stars at Rutgers (exh)	7:30
		Double Pump at St. John's (exh)	7:30
		One World All-Stars at Villanova (exh)	7:30
Sat.	4	New York Ravens at Seton Hall (exh)	1:00
		Marathon at Pittsburgh (exh)	7:30
		One World All-Stars at Providence (exh)	7:30
Sun.	5	BABC at Boston College (exh)	6:00
Mon.	6	Foreign Team TBD at Virginia Tech (exh)	7:00
Tue.	7	Argentine Select at West Virginia (exh)	7:00
		Upstate New York AAU at Syracuse (exh)	7:00
Wed.	8	California All-Stars at Notre Dame (exh)	7:30
		Marathon at Connecticut (exh)	7:30
Thu.	9	Coaches vs. Cancer IKON Classic	
		Kentucky vs. St. John's	9:00
Fri.	10	Coaches vs. Cancer IKON Classic	
		UCLA or Kansas vs. St. John's	6:30/ 9:00
		Argentina Select vs. Georgetown (exh)	7:00
Sat.	11	California All-Stars at Pittsburgh (exh)	7:30
		One World All-Stars at Rutgers (exh)	7:30
		USDBL at Providence (exh)	7:30
Sun.	12	Int'l Select All-Stars at Notre Dame (exh)	1:00
		One World All-Stars at Seton Hall (exh)	7:00
Mon.	13	Foreign Team TBD at Miami (exh)	7:00
		California All-Stars at Boston College (exh)	7:30
Tue.	14	Preseason NIT	
		Fairfield at Villanova	8:00
		California AAU at Syracuse (exh)	7:00
		New York All-Stars at Connecticut (exh)	7:30
Wed.	15	Court Authority at West Virginia (exh)	7:00
		Maccabia-Givat Shmuel at St. John's (exh)	7:30
Fri.	17	North Carolina A&T State at Pittsburgh	7:30
		Quinnipiac at Connecticut	7:30
		Rider at Seton Hall	7:30
		Bethune-Cookman at Georgetown	8:00
Sat.	18	VMI at Virginia Tech	2:00
		Morris Brown at West Virginia	6:00
		Holy Cross at Providence	7:30
		Stony Brook at St. John's	7:30
		Miami at Florida Atlantic	7:45
		Sacred Heart at Notre Dame	8:30
Sun.	19	St. Francis (N.Y.) at Syracuse	1:00
		Fairleigh Dickinson at Rutgers	2:00
		St. Peter's at Boston College	2:00
Mon.	20	Maui Invitational	
		Connecticut vs. Dayton	4:00
		William & Mary at Virginia Tech	7:00
		Morris Brown at Pittsburgh	7:30
Tue.	21	American at West Virginia	7:00
		Columbia at Miami	7:30
		Lafayette at Rutgers	7:30
		Maine at Providence	7:30
		Seton Hall at Clemson	7:30
		Maui Invitational	
		Connecticut vs. Arizona or Chaminade	TBD
Wed.	22	Loyola (Ill.) at Notre Dame	7:30
		Maui Invitational	
		Connecticut vs. To Be Determined	TBD
Thu.	23	Great Alaska Shootout	
		Syracuse vs. DePaul	Midnight
Fri.	24	Hawaii Pacific Thanksgiving Classic	
		Georgetown vs. Central Florida	5:00
		Virginia at Virginia Tech	7:00
		Mountain Energy Thanksgiving Tournament	
		Providence vs. Missouri – Kansas City	7:30
		Great Alaska Shootout	
		Syracuse vs. Florida State or Ohio State	TBD
Sat.	25	Northeastern at Miami	Noon
		Brown at Boston College	1:00
		Wooden Tradition	
		Notre Dame vs. Cincinnati	1:00
		Niagara at St. John's	2:00
		UNC Greensboro at West Virginia	7:00
		Bucknell at Rutgers	7:30
		Marist at Pittsburgh	7:30
		Hawaii Pacific Thanksgiving Classic	
		Georgetown vs. Duquesne or Charleston	TBD
		Mountain Energy Thanksgiving Tournament	
		Providence vs. Creighton or Cleveland St.	5:30/7:30
		Great Alaska Shootout	
		Syracuse vs. To Be Determined	TBD
Sun.	26	Towson State at Villanova	7:30
		Hawaii Pacific Thanksgiving Classic	
		Georgetown vs. To Be Determined	TBD
		Mountain Energy Thanksgiving Tournament	
		Providence vs. To Be Determined	TBD
Mon.	27	St. Peter's at Seton Hall	8:00
Tue.	28	Alaska-Fairbanks at Villanova (exh)	6:00
		Liberty at Virginia Tech	7:00
		Marist at Boston College	7:30
		Brown at Connecticut	7:30
		Colgate at Syracuse	7:30
		Miami at Charlotte	7:30
		West Virginia at Duquesne	9:30
Wed.	29	Pittsburgh at St. Francis (Pa.)	7:00
		Florida International at Providence	7:30
		Rider at Rutgers	7:30
Thu.	30	Houston at Connecticut	7:30
DECEMBER			
Fri.	1	Carrier Classic	
		Virginia Tech vs. Fairfield	6:00
		Akron at Syracuse	8:00
Sat.	2	LaSalle vs. Seton Hall	Noon
		Wofford at Boston College	2:00
		Nicholls State at Georgetown	2:00
		BB&T Classic	
		St. John's vs. George Washington	3:00
		Tennessee at West Virginia	4:00
		Columbia at Villanova	7:30
		James Madison at Rutgers	7:30
		Nebraska at Pittsburgh	7:30
		Rhode Island at Providence	7:30
		New Hampshire at Connecticut	8:00
		Notre Dame at Vanderbilt	8:00
		Carrier Classic	
		Fairfield or Virginia Tech at Syracuse	6/8:00
		Virginia Tech vs. Akron or Syracuse	6/8:00
Sun.	3	BB&T Classic	
		St. John's vs. Maryland or Michigan	TBD
Mon.	4	Miami at North Carolina	7:00
		Holy Cross at Boston College	7:30
		Norfolk State at Seton Hall	7:30
Tue.	5	Georgetown at Louisville	7:00
		Temple at Villanova	7:00
		Albany at Syracuse	7:30
		Indiana at Notre Dame	9:00
		St. Joseph's at Rutgers	9:00
Wed.	6	Elon at Virginia Tech	7:00
		Pittsburgh at Penn State	7:30
Thu.	7	High Point at West Virginia	7:00
		Providence at Massachusetts	7:00
Sat.	9	Miami (Ohio) at Notre Dame	1:00
		Rutgers at Florida	1:00
		St. John's at Fordham	2:00
		Seton Hall at Illinois	2:00
		Youngstown State at Boston College	2:00
		Arizona at Connecticut	4:00
		Grambling State at Georgetown	7:00
		Central Florida at Miami	7:30
		St. Francis (N.Y.) at Pittsburgh	7:30
Mon.	11	Providence at George Washington	7:30
		Villanova at St. Joseph's (Pa.)	7:30/8
Tue.	12	Coastal Carolina at Georgetown	7:00
		Massachusetts vs. Connecticut	7:00
Wed.	13	St. John's at Ohio State	7:00
		Pennsylvania at Seton Hall	9:00
Thu.	14	Villanova at LaSalle	7:30
		Rutgers at Princeton	7:30
Sat.	16	Howard at Georgetown	1:00
		HP Orange Bowl Clas	
		Nebraska vs. Miami	1:00
		Hofstra at St. John's	2:00
		Robert Morris at West Virginia	7:00
		Stony Brook at Rutgers	7:30
Sun.	17	Wisconsin-Green Bay at Syracuse	Noon
		Pittsburgh at Virginia Commonwealth	2:00
		Tennessee Tech at Notre Dame	2:00
		Boston College at Massachusetts	4:00
Mon.	18	East Tennessee State at Virginia Tech	7:00
		Eastern Illinois at Miami	7:30
Tue.	19	West Virginia at Ohio University	C7:00
		Canisius at Notre Dame	7:30
		Jimmy V Classic	
		Michigan State vs. Seton Hall	9:00
Wed.	20	Virginia Tech at Mt. St. Mary's	7:30
Thu.	21	Manhattan at St. John's	7:30
		Memphis at Miami	7:30
		Pittsburgh at Duquesne	7:30
		Vermont at Notre Dame	7:30
Fri.	22	Md. – Eastern Shore at Georgetown	7:00
		Tennessee at Syracuse	7:00
		Fairfield at Connecticut	7:30
		Fairleigh Dickinson at Villanova	7:30
		Wagner at Seton Hall	7:30
Sat.	23	Quinnipiac at Boston College	2:00
		Virginia Tech at Chattanooga	2:00
		Brown at Providence	7:30
Tue.	26	Rhode Island at Connecticut	7:30
		ECAC Holiday Festival	
		Rutgers vs. Hofstra	8:30
Wed.	27	Hartford at Seton Hall	Noon
		Lehigh at Miami	4:00
		ECAC Holiday Festival	
		Rutgers vs. Penn State or Princeton	6:30/8:30
Thu.	28	James Madison at West Virginia	7:00
		Boston University at Providence	7:30
		Columbia at Syracuse	7:30
		Robert Morris at Pittsburgh	7:30
		Stony Brook at Connecticut	7:30
		Villanova at Georgia	7:30
Fri.	29	Tennessee-Martin at Miami	4:00
Sat.	30	Long Island at Notre Dame	7:30
		High Point at Virginia Tech	2:00
		San Francisco at St. John's	2:00
		Vanderbilt at Boston College	2:00
		Delaware State at West Virginia	7:00
		Niagara at Syracuse	7:00
		Central Connecticut State at Seton Hall	7:30
		New Orleans at Pittsburgh	7:30
		St. Francis (Pa.) at Villanova	7:30
		South Carolina at Providence	7:30
Sun.	31	Georgetown at Houston	3:00
JANUARY			
Tue.	2	Notre Dame at Syracuse	7:00
		Rutgers at Villanova	8:00
Wed.	3	Georgetown at West Virginia	7:00
		Connecticut at Boston College	7:30
		Miami at Pittsburgh	7:30
		Providence at Seton Hall	7:30
		Virginia Tech at St. John's	7:30
Sat.	6	Seton Hall at Georgetown	Noon
		Villanova at Virginia Tech	2:00
		Rutgers at Notre Dame	7:30
		Syracuse at Pittsburgh	7:30
		St. John's at Connecticut	1/4:00
Sun.	7	Boston College at Miami	Noon/2:00
Mon.	8	Notre Dame at Seton Hall	7:00
Tue.	9	Providence at Villanova	7:30
		Syracuse at Rutgers	7:30
		West Virginia vs. Marshall	8:00
Wed.	10	Miami at Virginia Tech	7:00
		Morgan State at Georgetown	7:00
		Boston College at St. John's	7:30
		Pittsburgh at Connecticut	7:30
Sat.	13	Connecticut at Providence	Noon
		Miami at Boston College	Noon
		Seton Hall at Pittsburgh	Noon
		Virginia Tech at Georgetown	1:00
		Notre Dame at Kentucky	2:00
		Villanova at UCLA	4:00
		West Virginia at Syracuse	7:00
Sun.	14	St. John's at Rutgers	2:00
Mon.	15	Georgetown at Seton Hall	7:00
		Connecticut at Texas	9:00
Tue.	16	Boston College at Duke	7:30
		Miami at Providence	7:30
		Pittsburgh at Notre Dame	7:30
Wed.	17	Rutgers at West Virginia	7:00
		Virginia Tech at Villanova	7:30
Sat.	20	Villanova at St. John's	Noon
		Providence at Virginia Tech	2:00
		Rutgers at Boston College	2:00
		Connecticut at Miami	4:00
		Pittsburgh at Georgetown	7:00
Sun.	21	West Virginia at Notre Dame	Noon
		Syracuse at Seton Hall	3:30
Mon.	22	Miami at St. John's	7:00
Tue.	23	Pittsburgh at Providence	7:30
		Syracuse at Notre Dame	7:30
Wed.	24	West Virginia at Rutgers	7:00
		Villanova at Connecticut	9:00
Thu.	25	UNLV at Georgetown	7:30
Sat.	27	Notre Dame at Georgetown	Noon
		St. John's at Virginia Tech	Noon
		Boston College at Villanova	4:00
		Rutgers at Syracuse	7:00
		Seton Hall at West Virginia	7:00
Sun.	28	Providence at Miami	Noon
Mon.	29	Georgetown at Syracuse	7:00
Tue.	30	Connecticut at St. John's	7:00
Wed.	31	West Virginia at Pittsburgh	7:00
		Villanova at Providence	7:30
		Virginia Tech at Boston College	7:30
FEBRUARY			
Thu.	1	Seton Hall at Miami	7:00
Sat.	3	West Virginia at Georgetown	Noon
		Syracuse at NC State	1:00
		Notre Dame at Pittsburgh	7:30
		St. John's at Providence	8:00
		Virginia Tech at Connecticut	8:00
Sun.	4	Rutgers at Seton Hall	Noon
		Villanova at Boston College	2:00
Mon.	5	St. John's at Notre Dame	7:00
		Georgetown at Pittsburgh	7:30
Tue.	6	Pennsylvania at Villanova	7:30
		Providence at Connecticut	7:30
		Virginia Tech at Miami	TBD
Wed.	7	Syracuse at Boston College	7:30
Thu.	8	Pittsburgh at West Virginia	7:00
Sat.	10	Connecticut at Villanova	Noon
		Boston College at Virginia Tech	2:00
		Georgetown at Providence	2:00
		St. John's at Miami	3:30
		Seton Hall at Syracuse	7:00
Sun.	11	Pittsburgh at Rutgers	Noon
		Notre Dame at West Virginia	2:00
Mon.	12	Villanova at Georgetown	7:00
Tue.	13	Boston College at Connecticut	7:30
		Miami at Syracuse	7:30
Wed.	14	West Virginia at Virginia Tech	7:00
		Providence at St. John's	7:30
		Notre Dame at Rutgers	9:00
Thu.	15	Pittsburgh at Seton Hall	7:30
Sat.	17	Connecticut at Virginia Tech	Noon
		Georgetown at Rutgers	2:00
		Syracuse at West Virginia	4:00
		Providence at Boston College	7:00
		Miami at Villanova	9:00
Sun.	18	Duke at St. John's	Noon
		Seton Hall at Notre Dame	2:00
Mon.	19	Connecticut at Syracuse	7:00
Tue.	20	Villanova at West Virginia	7:30
		Virginia Tech at Providence	7:30
Wed.	21	Boston College at Notre Dame	7:30
		Seton Hall at Rutgers	7:30
		Georgetown at St. John's	9:00
Thu.	22	Binghamton at Providence	7:30
Sat.	24	Syracuse at Georgetown	Noon
		Boston College at Providence	2:00
		Notre Dame at Virginia Tech	2:00
		Miami at Connecticut	3:30
		Rutgers at Pittsburgh	7:30
Sun.	25	West Virginia at Seton Hall	Noon
		St. John's at Villanova	3:30
Mon.	26	Notre Dame at Connecticut	7:00
		Morris Brown at Boston College	7:30
Tue.	27	Pittsburgh at Syracuse	7:30
Wed.	28	Seton Hall at Villanova	7:00
		Rutgers at Georgetown	7:30
		St. John's at Boston College	7:30
		West Virginia at Miami	TBD
MARCH			
Sat.	3	Villanova at Miami	Noon
		Connecticut at Seton Hall	2:00
		Providence at Rutgers	4:00
		Virginia Tech at Pittsburgh	4:00
		Boston College at West Virginia	7:00
Sun.	4	Syracuse at St. John's	Noon
		Georgetown at Notre Dame	2:00

2001 AT&T BIG EAST Championship Format

Madison Square Garden

First Round Wed., March 7	Quarterfinals Thur., March 8	Semifinals Fri., March 9	Championship Sat., March 10
West Division 4th Place			
Noon (ESPN) East Division 5th Place			
	Noon (ESPN2) East Division 1st Place		
East Division 3rd Place			
2:00 p.m. (ESPN) West Division 6th Place			
	2:00 p.m. (ESPN) West Division 2nd Place		
		7:00 p.m. (ESPN)	
East Division 4th Place			
7:00 p.m. (ESPN) West Division 5th Place			
	7:00 p.m. (ESPN2) West Division 1st Place		
West Division 3rd Place			
9:00 p.m. (ESPN) East Division 6th Place			
	9:00 p.m. (ESPN) East Division 2nd Place		
		9:00 p.m. (ESPN)	
			FINALS 8:00 p.m. (ESPN)
			BIG EAST Champion
			Automatic NCAA Berth

The Garden
MADISON SQUARE GARDEN
A Paramount Communications Company

1999-00 Final BIG EAST Standings

	BIG EAST			All Games		
	W	L	Pct	W	L	Pct
Syracuse	13	3	.813	26	6	.813
Miami	13	3	.813	23	11	.676
St. John's	12	4	.750	25	8	.758
Connecticut	10	6	.625	25	10	.714
Seton Hall	10	6	.625	22	10	.688
Villanova	8	8	.500	20	13	.606
Notre Dame	8	8	.500	22	15	.595
West Virginia	6	10	.375	14	14	.500
Georgetown	6	10	.375	19	15	.559
Rutgers	6	10	.375	15	16	.484
Pittsburgh	5	11	.313	13	15	.464
Providence	4	12	.250	11	19	.367
Boston College	3	13	.188	11	19	.367

BIG EAST CONFERENCE

2000 AT&T BIG EAST Championship

First Round - Wednesday, March 8
No. 9 Georgetown 70, No. 8 West Virginia 67
No. 4 Connecticut 70, No. 13 Boston College 55
No. 5 Seton Hall 85, No. 12 Providence 65
No. 7 Notre Dame 74, No. 10 Rutgers 62
No. 6 Villanova 65, No. 11 Pittsburgh 55

Second Round - Thursday, March 9
Georgetown 76, No. 1 Syracuse 72
Connecticut 79, Seton Hall 64
No. 2 Miami 61, Notre Dame 58
No. 3 St. John's 75, Villanova 70

Semifinals - Friday, March 10
St. John's 58, Miami 57
Connecticut 70, Georgetown 55

Finals - Saturday, March 11
St. John's 80, Connecticut 70



John Salmons celebrates after UM clinched the BIG EAST regular season title.

1999-00 BIG EAST Awards

All-BIG EAST
First Team
Khalid El-Amin, Connecticut
Troy Murphy, Notre Dame
Erick Barkley, St. John's
Etan Thomas, Syracuse
Jason Hart, Syracuse

Second Team
JOHNNY HEMSLEY, MIAMI
Ricardo Greer, Pittsburgh
Lavor Postell, St. John's
Shaheen Holloway, Seton Hall
Malik Allen, Villanova

Third Team
MARIO BLAND, MIAMI
Bootsy Thornton, St. John's
Marcus Goree, West Virginia
Ryan Blackwell, Syracuse
Ruben Boumtje Boumtje, Georgetown

All-Rookie Team
Troy Bell, Boston College
Darius Lane, Seton Hall
Anthony Glover, St. John's
Samuel Dalembert, Seton Hall
Gary Buchanan, Villanova

BIG EAST Player of theYear
Troy Murphy, Notre Dame

BIG EAST Rookie of the Year
Troy Bell, Boston College

BIG EAST Defensive Player of the Year
Etan Thomas, Syracuse

BIG EAST Co-Most Improved Players
Ricardo Greer, Pittsburgh
Shaheen Holloway, Seton Hall

BIG EAST Coach of the Year
Jim Boeheim, Syracuse

2000 BIG EAST Championship

All-Tournament Team
Erick Barkley, St. John's
Lavor Postell, St. John's
Khalid El-Amin, Connecticut
Albert Mouring, Connecticut
Lee Scruggs, Georgetown

Dave Gavitt Trophy
(Most outstanding Player)
Bootsy Thornton, St. John's

1999-00 BIG EAST

1999-00 PLAYER STATISTICS
(All Games Played)

SCORING

	Player-Team	Cl	G	FG	3FG	FT	Pts	Avg/G
1.	MURPHY, Troy-ND	SO	37	274	30	261	839	22.7
2.	BELL, Troy-BC	FR	27	144	59	161	508	18.8
3.	GREER, Ricardo-UP	JR	28	189	31	97	506	18.1
4.	HEMSLEY, Johnny-UM	SR	30	194	64	90	542	18.1
5.	BARKLEY, Erick-SJU	SO	28	159	50	81	449	16.0
6.	EL-AMIN, Khalid-UC	JR	35	195	63	107	560	16.0
7.	JONES, Dahntay-RU	SO	31	166	39	124	495	16.0
8.	LANE, Darius-SHU	SO	32	165	91	68	489	15.3
9.	THORNTON, Marvis-SJU	SR	33	201	55	47	504	15.3
10.	BRASWELL, Kevin-GU	SO	34	166	51	121	504	14.8
11.	MAXEY, Erron-PC	JR	30	188	7	61	444	14.8
12.	GOREE, Marcus-WVU	SR	28	159	21	66	405	14.5
13.	POSTELL, Lavor-SJU	SR	33	171	25	106	473	14.3
14.	ALLEN, Malik-VU	SR	33	184	0	99	467	14.2
15.	MOURING, Albert-UC	JR	35	166	86	70	488	13.9

REBOUNDING

	Player-Team	Cl	G	OFF	DEF	TOT	Avg/G
1.	MURPHY, Troy-ND	SO	37	86	294	380	10.3
2.	GREER, Ricardo-UP	JR	28	121	154	275	9.8
3.	THOMAS, Etan-SU	SR	29	100	169	269	9.3
4.	GOREE, Marcus-WVU	SR	28	76	155	231	8.2
5.	MAXEY, Erron-PC	JR	30	117	124	241	8.0
6.	BOUMTJE BOUMTJE, R.-GU	JR	31	93	147	240	7.7
7.	ALLEN, Malik-VU	SR	33	85	158	243	7.4
8.	SALES, Brooks-VU	SO	33	88	154	242	7.3
9.	BLACKWELL, Ryan-SU	SR	32	90	140	230	7.2
10.	BLAND, Mario-UM	SR	34	90	147	237	7.0

FIELD GOAL PCT (Min. 5.0 made per game)

	Player-Team	Cl	G	FG	FGA	Pct
1.	THOMAS, Etan-SU	SR	29	148	246	.602
2.	GOREE, Marcus-WVU	SR	28	159	299	.532
3.	ALLEN, Malik-VU	SR	33	184	360	.511
4.	MURPHY, Troy-ND	SO	37	274	557	.492
5.	THORNTON, Marvis-SJU	SR	33	201	414	.486
6.	MAXEY, Erron-PC	JR	30	188	394	.477
7.	GREER, Ricardo-UP	JR	28	189	407	.464
8.	POSTELL, Lavor-SJU	SR	33	171	400	.428
9.	JONES, Dahntay-RU	SO	31	166	401	.414
10.	EL-AMIN, Khalid-UC	JR	35	195	475	.411

ASSISTS

	Player-Team	Cl	G	Ast.	Avg/G
1.	JENNINGS, Vernon-UM	SR	32	218	6.81
2.	HART, Jason-SU	SR	32	208	6.50
3.	DILLON, Jimmy-ND	SR	37	214	5.78
4.	HOLLOWAY, Shaheen-SHU	SR	31	175	5.65
5.	KNIGHT, Brandin-UP	FR	28	154	5.50
6.	BRASWELL, Kevin-GU	SO	34	179	5.26
7.	EL-AMIN, Khalid-UC	JR	35	183	5.23
8.	BARKLEY, Erick-SJU	SO	28	127	4.54
9.	LYLES, Tim-WVU	FR	25	113	4.52
10.	BILLET, Todd-RU	FR	31	132	4.26

FREE THROW PCT (Min. 2.5 made per game)

	Player-Team	Cl	G	FTM	FTA	Pct
1.	BELL, Troy-BC	FR	27	161	180	.894
2.	EL-AMIN, Khalid-UC	JR	35	107	120	.892
3.	KAUKENAS, Rimas-SHU	SR	32	97	110	.882
4.	HEMSLEY, Johnny-UM	SR	30	90	106	.849
5.	POSTELL, Lavor-SJU	SR	33	106	131	.809
6.	MURPHY, Troy-ND	SO	37	261	323	.808
7.	HOLLOWAY, Shaheen-SHU	SR	31	85	109	.780
8.	BRASWELL, Kevin-GU	SO	34	121	161	.752
9.	HART, Jason-SU	SR	32	94	128	.734
10.	JENNINGS, Vernon-UM	SR	32	82	112	.732

STEALS

	Player-Team	Cl	G	Steals	Avg/G
1.	BARKLEY, Erick-SJU	SO	28	84	3.00
2.	KNIGHT, Brandin-UP	FR	28	77	2.75
3.	BRASWELL, Kevin-GU	SO	34	90	2.65
4.	THORNTON, Marvis-SJU	SR	33	79	2.39
5.	JENNINGS, Vernon-UM	SR	32	75	2.34
6.	HART, Jason-SU	SR	32	59	1.84
7.	JESSIE, Reggie-SJU	JR	33	59	1.79
8.	DILLON, Jimmy-ND	SR	37	66	1.78
9.	GREER, Ricardo-UP	JR	28	49	1.75
10.	BELL, Troy-BC	FR	27	47	1.74

3-POINT FG PCT (Min. 1.5 made per game)

	Player-Team	Cl	G	3FG	FGA	Pct
1.	MOURING, Albert-UC	JR	35	86	180	.478
2.	GRAVES, David-ND	SO	37	83	182	.456
3.	SHUMPERT, Preston-SU	SO	32	54	126	.429
4.	HOLLOWAY, Shaheen-SHU	SR	31	48	119	.403
5.	BILLET, Todd-RU	FR	31	76	190	.400
6.	BELL, Troy-BC	FR	27	59	148	.399
7.	BUCHANAN, Gary-VU	FR	33	76	191	.398
8.	GREER, Jeff-RU	JR	31	54	137	.394
9.	KAUKENAS, Rimas-SHU	SR	32	54	140	.386
10.	MEDLEY, Jermaine-VU	JR	33	56	147	.381

BLOCKED SHOTS

	Player-Team	Cl	G	Blocks	Avg/G
1.	THOMAS, Etan-SU	SR	29	107	3.69
2.	DALEMBERT, Samuel-SHU	FR	30	107	3.57
3.	BOUMTJE BOUMTJE, R.-GU	JR	31	78	2.52
4.	GOREE, Marcus-WVU	SR	28	70	2.50
5.	ALLEN, Malik-VU	SR	33	62	1.88
6.	VOSKUHL, Jake-UC	SR	34	47	1.38
7.	DENG, Ajou-UC	SO	35	47	1.34
8.	AGBAI, Uka-BC	FR	30	40	1.33
9.	SALES, Brooks-VU	SO	33	37	1.12
10.	WATKINS, Jameel-GU	SR	34	38	1.12

3-POINT FG MADE

	Player-Team	Cl	G	3FG	Avg/G
1.	LANE, Darius-SHU	SO	32	91	2.84
2.	MOURING, Albert-UC	JR	35	86	2.46
3.	BILLET, Todd-RU	FR	31	76	2.45
4.	BUCHANAN, Gary-VU	FR	33	76	2.30
5.	GRAVES, David-ND	SO	37	83	2.24
6.	BELL, Troy-BC	FR	27	59	2.19
7.	LOCKHART, Jarrett-UP	SR	28	61	2.18
8.	HEMSLEY, Johnny-UM	SR	30	64	2.13
9.	ARMSTEAD, Lionel-WVU	SO	28	58	2.07
10.	EL-AMIN, Khalid-UC	JR	35	63	1.80

ASSIST/TURNOVER RATIO (Min. 3.0 assists/game)

	Player-Team	Cl	G	Asst	Turn	Ratio
1.	HOLMES, Jeremy-UP	SR	28	118	56	2.11
2.	EL-AMIN, Khalid-UC	JR	35	183	93	1.97
3.	DILLON, Jimmy-ND	SR	37	214	109	1.96
4.	HART, Jason-SU	SR	32	208	111	1.87
5.	BARKLEY, Erick-SJU	SO	28	127	68	1.87
6.	JENNINGS, Vernon-UM	SR	32	218	118	1.85
7.	HOLLOWAY, Shaheen-SHU	SR	31	175	98	1.79
8.	LYLES, Tim-WVU	FR	25	113	66	1.71
9.	KNIGHT, Brandin-UP	FR	28	154	98	1.57
10.	JESSIE, Reggie-SJU	JR	33	120	80	1.50

1999-00 TEAM STATISTICS
(All Games Played)

SCORING OFFENSE

	Team	G	W-L	Pts	Avg/G
1.	Syracuse	32	26-6	2400	75.0
2.	Connecticut	35	25-10	2611	74.6
3.	St. John's	33	25-8	2433	73.7
4.	Seton Hall	32	22-10	2295	71.7
5.	Notre Dame	37	22-15	2636	71.2
6.	West Virginia	28	14-14	1974	70.5
7.	Rutgers	31	15-16	2175	70.2
8.	Villanova	33	20-13	2308	69.9
9.	Georgetown	34	19-15	2369	69.7
10.	Miami	34	23-11	2346	69.0
11.	Boston College	30	11-19	2049	68.3
12.	Pittsburgh	28	13-15	1864	66.6
13.	Providence	30	11-19	1925	64.2

SCORING DEFENSE

	Team	G	Pts	Avg/G
1.	Miami	34	2127	62.6
2.	Syracuse	32	2033	63.5
3.	Connecticut	35	2284	65.3
4.	Seton Hall	32	2118	66.2
5.	Providence	30	1988	66.3
6.	St. John's	33	2192	66.4
7.	Pittsburgh	28	1876	67.0
8.	Rutgers	31	2106	67.9
9.	Notre Dame	37	2518	68.1
10.	Georgetown	34	2318	68.2
11.	Villanova	33	2279	69.1
12.	Boston College	30	2075	69.2
13.	West Virginia	28	2012	71.9

SCORING MARGIN

	Team	G	OFF	DEF	Margin
1.	Syracuse	32	75.0	63.5	+11.5
2.	Connecticut	35	74.6	65.3	+9.3
3.	St. John's	33	73.7	66.4	+7.3
4.	Miami	34	69.0	62.6	+6.4
5.	Seton Hall	32	71.7	66.2	+5.5
6.	Notre Dame	37	71.2	68.1	+3.2
7.	Rutgers	31	70.2	67.9	+2.2
8.	Georgetown	34	69.7	68.2	+1.5
9.	Villanova	33	69.9	69.1	+0.9
10.	Pittsburgh	28	66.6	67.0	-0.4
11.	Boston College	30	68.3	69.2	-0.9
12.	West Virginia	28	70.5	71.9	-1.4
13.	Providence	30	64.2	66.3	-2.1

FREE THROW PERCENTAGE

	Team	G	FTM	FTA	Pct
1.	Miami	34	516	690	.748
2.	Notre Dame	37	557	751	.742
3.	Connecticut	35	515	707	.728
4.	Boston College	30	434	610	.711
5.	Villanova	33	479	679	.705
6.	Syracuse	32	477	677	.705
7.	Seton Hall	32	431	636	.678
8.	St. John's	33	426	629	.677
9.	Georgetown	34	538	822	.655
10.	West Virginia	28	350	536	.653
11.	Rutgers	31	507	777	.653
12.	Providence	30	333	532	.626
13.	Pittsburgh	28	314	504	.623

1999-00 BIG EAST

FIELD GOAL PERCENTAGE

	Team	G	FG	FGA	Pct
1.	Syracuse	32	876	1869	.469
2.	Notre Dame	37	896	1921	.466
3.	St. John's	33	929	2002	.464
4.	Connecticut	35	956	2071	.462
5.	West Virginia	28	736	1634	.450
6.	Rutgers	31	743	1679	.443
7.	Seton Hall	32	807	1865	.433
8.	Miami	34	849	1971	.431
9.	Pittsburgh	28	688	1604	.429
10.	Villanova	33	811	1909	.425
11.	Boston College	30	725	1770	.410
12.	Providence	30	728	1822	.400
13.	Georgetown	34	839	2132	.394

FIELD GOAL PCT DEFENSE

	Team	G	FG	FGA	Pct
1.	Georgetown	34	792	2055	.385
2.	Miami	34	741	1883	.394
3.	Connecticut	35	828	2091	.396
4.	Seton Hall	32	785	1973	.398
5.	Providence	30	672	1673	.402
6.	Syracuse	32	750	1847	.406
7.	Notre Dame	37	910	2219	.410
8.	Villanova	33	849	2008	.423
9.	West Virginia	28	709	1666	.426
10.	Rutgers	31	753	1766	.426
11.	Pittsburgh	28	688	1597	.431
12.	Boston College	30	723	1654	.437
13.	St. John's	33	801	1811	.442

3-POINT FIELD GOAL PERCENTAGE

	Team	G	FG	FGA	Pct
1.	Connecticut	35	184	477	.386
2.	Notre Dame	37	287	752	.382
3.	Rutgers	31	182	488	.373
4.	Seton Hall	32	250	685	.365
5.	Syracuse	32	171	483	.354
6.	Villanova	33	207	607	.341
7.	West Virginia	28	152	460	.330
8.	Pittsburgh	28	174	543	.320
9.	St. John's	33	149	474	.314
10.	Providence	30	136	448	.304
11.	Boston College	30	165	547	.302
12.	Miami	34	132	440	.300
13.	Georgetown	34	153	521	.294

3-POINT FIELD GOAL PCT DEFENSE

	Team	G	FG	FGA	Pct
1.	Miami	34	190	637	.298
2.	Georgetown	34	181	569	.318
3.	Providence	30	141	442	.319
4.	Rutgers	31	151	469	.322
5.	Connecticut	35	191	593	.322
6.	Seton Hall	32	172	534	.322
7.	Syracuse	32	185	568	.326
8.	Villanova	33	190	579	.328
9.	Notre Dame	37	286	844	.339
10.	St. John's	33	224	632	.354
11.	West Virginia	28	214	601	.356
12.	Boston College	30	165	463	.356
13.	Pittsburgh	28	182	510	.357

REBOUNDING

	Team	G	Reb	Avg/G
1.	Georgetown	34	1498	44.1
2.	Connecticut	35	1373	39.2
3.	Providence	30	1141	38.0
4.	Villanova	33	1251	37.9
5.	Seton Hall	32	1211	37.8
6.	Miami	34	1282	37.7
7.	Syracuse	32	1199	37.5
8.	West Virginia	28	1046	37.4
9.	Pittsburgh	28	1045	37.3
10.	Rutgers	31	1110	35.8
11.	Notre Dame	37	1322	35.7
12.	Boston College	30	1067	35.6
13.	St. John's	33	1133	34.3

3-POINT FIELD GOALS MADE

	Team	G	3FG	Avg/G
1.	Seton Hall	32	250	7.81
2.	Notre Dame	37	287	7.76
3.	Villanova	33	207	6.27
4.	Pittsburgh	28	174	6.21
5.	Rutgers	31	182	5.87
6.	Boston College	30	165	5.50
7.	West Virginia	28	152	5.43
8.	Syracuse	32	171	5.34
9.	Connecticut	35	184	5.26
10.	Providence	30	136	4.53
11.	St. John's	33	149	4.52
12.	Georgetown	34	153	4.50
13.	Miami	34	132	3.88

REBOUNDING MARGIN

	Team	G	Team Avg	Opp Avg	Margin
1.	Connecticut	35	1373	39.2	1189	34.0	+5.3
2.	Georgetown	34	1498	44.1	1345	39.6	+4.5
3.	Syracuse	32	1199	37.5	1079	33.7	+3.8
4.	Pittsburgh	28	1045	37.3	957	34.2	+3.1
5.	Notre Dame	37	1322	35.7	1231	33.3	+2.5
6.	Miami	34	1282	37.7	1205	35.4	+2.3
7.	West Virginia	28	1046	37.4	1000	35.7	+1.6
8.	Villanova	33	1251	37.9	1233	37.4	+0.5
9.	Rutgers	31	1110	35.8	1109	35.8	+0.0
10.	St. John's	33	1133	34.3	1139	34.5	-0.2
11.	Providence	30	1141	38.0	1148	38.3	-0.2
12.	Boston College	30	1067	35.6	1108	36.9	-1.4
13.	Seton Hall	32	1211	37.8	1259	39.3	-1.5

BLOCKED SHOTS

	Team	G	Blocks	Avg/G
1.	Georgetown	34	226	6.65
2.	Seton Hall	32	198	6.19
3.	Syracuse	32	167	5.22
4.	Connecticut	35	179	5.11
5.	Villanova	33	162	4.91
6.	Providence	30	141	4.70
7.	West Virginia	28	123	4.39
8.	Miami	34	126	3.71
9.	Rutgers	31	107	3.45
10.	Boston College	30	103	3.43
11.	Notre Dame	37	109	2.95
12.	St. John's	33	89	2.70
13.	Pittsburgh	28	60	2.14

ASSISTS

	Team	G	Assists	Avg/G
1.	Syracuse	32	564	17.62
2.	Notre Dame	37	643	17.38
3.	Pittsburgh	28	460	16.43
4.	St. John's	33	541	16.39
5.	Villanova	33	516	15.64
6.	West Virginia	28	433	15.46
7.	Connecticut	35	529	15.11
8.	Rutgers	31	455	14.68
9.	Miami	34	497	14.62
10.	Seton Hall	32	459	14.34
11.	Georgetown	34	448	13.18
12.	Providence	30	383	12.77
13.	Boston College	30	348	11.60

STEALS

	Team	G	Steals	Avg/G
1.	St. John's	33	352	10.67
2.	Georgetown	34	318	9.35
3.	Boston College	30	279	9.30
4.	Syracuse	32	286	8.94
5.	Miami	34	286	8.41
6.	Providence	30	245	8.17
7.	Notre Dame	37	287	7.76
8.	Pittsburgh	28	215	7.68
9.	Villanova	33	243	7.36
10.	West Virginia	28	203	7.25
11.	Rutgers	31	224	7.23
12.	Seton Hall	32	225	7.03
13.	Connecticut	35	230	6.57

TURNOVER MARGIN

	Team	G	Team Avg	Opp Avg	Margin
1.	St. John's	33	399	12.1	591	17.9	+5.82
2.	Miami	34	504	14.8	615	18.1	+3.26
3.	Boston College	30	492	16.4	555	18.5	+2.10
4.	Syracuse	32	448	14.0	505	15.8	+1.78
5.	Providence	30	532	17.7	553	18.4	+0.70
6.	Connecticut	35	495	14.1	487	13.9	-0.23
7.	Seton Hall	32	477	14.9	465	14.5	-0.38
8.	Rutgers	31	475	15.3	459	14.8	-0.52
9.	Georgetown	34	615	18.1	593	17.4	-0.65
10.	Villanova	33	545	16.5	507	15.4	-1.15
11.	Pittsburgh	28	455	16.2	419	15.0	-1.29
12.	West Virginia	28	473	16.9	407	14.5	-2.36
13.	Notre Dame	37	656	17.7	520	14.1	-3.68

UM Men's Basketball BIG EAST Honors



Tim James



Jerry Schlie



Constantin Popa



Steven Edwards

BIG EAST Player of the Week

Jamal Johnson	Dec. 20, 1993
Tim James	Dec. 16, 1996
Kevin Norris	Jan. 20, 1997
Tim James	Nov. 24, 1997
Johnny Hemsley	Jan. 5, 1998
Johnny Hemsley	Dec. 21, 1998
Tim James	Dec. 28, 1998
Johnny Hemsley	Jan. 4, 1999
Tim James	Feb. 8, 1999
Tim James	Feb. 15, 1999
Johnny Hemsley	Feb. 22, 1999
Mario Bland	Mar. 5, 2000

BIG EAST Rookie of the Week

Steven Edwards	Jan. 24, 1993
Steven Edwards	Feb. 14, 1993
Steven Edwards	Feb. 28, 1993
Kevin Norris	Jan. 16, 1995
Tim James	Jan. 2, 1996
Tim James	Jan. 9, 1996
Tim James	Feb. 26, 1996
Tim James	Mar. 3, 1996

First Team All-BIG EAST

Tim James	1997-98
Tim James	1998-99
Johnny Hemsley	1998-99

Second Team All-BIG EAST

Tim James	1996-97
Johnny Hemsley	1999-00

Third Team All-BIG EAST

Constantin Popa	1992-93
Constantin Popa	1994-95
Mario Bland	1999-00

BIG EAST All-Rookie Team

Steven Edwards	1992-93
Kevin Norris	1994-95
Tim James	1995-96

BIG EAST Player of the Year

Tim James	1998-99

BIG EAST Coach of the Year

Leonard Hamilton	1994-95
Leonard Hamilton	1998-99

BIG EAST Most Improved Player

Johnny Hemsley	1998-99

BIG EAST Academic All-Star Team

Nick Donovan	1995-96
Brad Timpf	1995-96
Nick Donovan	1996-97
Nick Donovan	1997-98
Jerry Schlie	1998-99
Tarik El-Bassiouni	1999-00
James Jones	1999-00
Jerry Schlie	1999-00

BIG EAST All-Tournament Team

Tim James	1999

UM's All-Time BIG EAST Statistical Leaders

(Regular Season League Games Only)

Points Scored

Tim James, 1995-99 (72)	1062
Steven Edwards, 1992-96 (72)	915
Johnny Hemsley, 1996-00 (60)	803
Constantin Popa, 1991-95 (72)	726
Mario Bland, 1996-00 (70)	698
Kevin Norris, 1994-98 (72)	547
Alex Fraser, 1993-97 (71)	488
Steve Rich, 1993-96 (52)	430
Steve Frazier, 1993-98 (71)	416
Clifton Clark, 1995-97 (36)	319
Trevor Burton, 1991-93 (33)	315

Scoring Average

Tim James, 1995-99 (72)	14.8
Johnny Hemsley, 1996-00 (60)	13.4
Steven Edwards, 1992-96 (72)	12.7
Jerome Scott, 1991-92 (18)	10.2
Constantin Popa, 1991-95 (72)	10.1
Mario Bland, 1996-00 (70)	10.0
Trevor Burton, 1991-93 (33)	9.5
Clifton Clark, 1995-97 (36)	8.9
Ochiel Swaby, 1991-92 (17)	8.6
Steve Rich, 1993-96 (52)	8.3
Jamal Johnson, 1993-94 (18)	7.8
Mitchell Dunn, 1991-92 (18)	7.8

Field Goals Made

Tim James, 1995-99 (72)	290
Constantin Popa, 1991-95 (72)	289
Johnny Hemsley, 1996-00 (60)	283
Steven Edwards, 1992-96 (72)	271
Mario Bland 1996-00 (54)	262
Alex Fraser, 1993-97 (71)	195
Kevin Norris, 1994-98 (72)	172
Steve Rich, 1993-96 (52)	172
Steve Frazier, 1993-98 (71)	144
Trevor Burton, 1991-93 (33)	120
Clifton Clark, 1995-97 (36)	119
Michael Gardner, 1991-94 (40)	85

Field Goals Attempted

Tim James, 1995-99 (72)	902
Steven Edwards, 1992-96 (72)	714
Johnny Hemsley, 1996-00 (60)	713
Constantin Popa, 1991-95 (72)	596
Kevin Norris, 1994-98 (72)	506
Mario Bland 1996-00 (70)	485
Steve Frazier, 1993-98 (71)	436
Alex Fraser, 1993-97 (71)	422
Steve Rich, 1993-96 (52)	355
Trevor Burton, 1991-93 (33)	274
Clifton Clark, 1995-97 (36)	270
Michael Gardner, 1991-94 (40)	257

Field Goal Percentage (Minimum 50 FGM)

Mario Bland, 1996-00 (262-485)	.540
Elton Tyler, 1997-00 (106-204)	**.520**
Constantin Popa, 1991-95 (289-596)	.485
Steve Rich, 1993-96 (172-355)	.485
Tim James, 1995-99 (423-902)	.469
Alex Fraser, 1993-97 (195-422)	.462
Jamal Johnson, 1993-94 (58-129)	.450
Clifton Clark, 1995-97 (119-270)	.441
Trevor Burton, 1991-93 (120-274)	.438
Lorenzo Pearson, 1992-96 (69-159)	.434
Anthony Lawrence, 1991-93 (61-153)	.399
Johnny Hemsley, 1996-00 (283-713)	.397
Jake Morton, 1991-93 (72-189)	.381

Three-Point Field Goals Made

Steven Edwards, 1992-96 (72)	178
Kevin Norris, 1994-98 (72)	94
Steve Frazier, 1993-98 (71)	72
Johnny Hemsley, 1996-00 (60)	84
Jake Morton, 1991-93 (33)	51
Torey McCormick, 1993-97 (61)	48
Michael Gardner, 1991-94 (40)	39
Trevor Burton, 1991-93 (33)	25
Anthony Rosa, 1993-96 (46)	22
Clifton Clark, 1995-97 (36)	20
Mitchell Dunn, 1994-95 (18)	19

Three-Point Field Goals Attempted

Steven Edwards, 1992-96 (72)	508
Kevin Norris, 1994-98 (72)	284
Johnny Hemsley, 1996-00 (60)	257
Steve Frazier, 1993-98 (71)	248
Torey McCormick, 1993-97 (61)	148
Jake Morton, 1991-93 (33)	127
Michael Gardner, 1991-94 (40)	123
Clifton Clark, 1995-97 (36)	71
Trevor Burton, 1991-93 (33)	66
Anthony Rosa, 1993-96 (46)	54

Three-Point Field Goal Percentage

Anthony Rosa, 1993-96 (22-54)	.407
Jake Morton, 1991-93 (51-127)	.402
Ochiel Swaby, 1991-92 (15-38)	.395
Trevor Burton, 1991-93 (25-66)	.379
Mitchell Dunn, 1994-95 (19-53)	.358
Steven Edwards, 1992-96 (178-508)	.350
Kevin Norris, 1994-98 (94-284)	.331
Johnny Hemsley, 1996-00 (84-257)	.327
Torey McCormick, 1993-97 (48-148)	.324
Michael Gardner, 1991-94 (39-123)	.317
Jerome Scott, 1991-92 (12-41)	.293

Free Throws Made

Tim James, 1995-99 (72)	206
Steven Edwards, 1992-96 (72)	195
Mario Bland, 1996-00 (70)	171
Johnny Hemsley, 1996-00 (60)	153
Constantin Popa, 1991-95 (72)	148
Kevin Norris, 1994-98 (72)	109
Vernon Jennings, 1996-00 (68)	106
Alex Fraser, 1993-97 (71)	98
Steve Rich, 1993-96 (52)	86
Michael Gardner, 1991-94 (40)	65
Clifton Clark, 1995-97 (36)	61
Jerome Scott, 1991-92 (18)	50
Trevor Burton, 1991-93 (33)	50

Free Throws Attempted

Tim James, 1995-99 (72)	319
Steven Edwards, 1992-96 (72)	275
Mario Bland, 1996-00 (70)	267
Constantin Popa, 1991-95 (72)	245
Johnny Hemsley, 1996-00 (60)	186
Alex Fraser, 1993-97 (71)	164
Vernon Jennings, 1999-00 (68)	152
Steve Rich, 1993-96 (52)	146
Kevin Norris, 1994-98 (72)	144
Steve Frazier, 1993-98 (71)	105
Michael Gardner, 1991-94 (40)	97
Jerome Scott, 1991-92 (18)	75

Free Throw Percentage

Johnny Hemsley, 1996-00 (153-186)	.823
Ochiel Swaby, 1991-92 (35-46)	.761
Kevin Norris, 1994-98 (109-144)	.756
Jake Morton, 1991-93 (44-61)	.721
Steven Edwards, 1992-96 (195-275)	.709
Vernon Jennings 1996-00 (106-152)	.697
Trevor Burton, 1991-93 (50-72)	.694
Michael Gardner, 1991-94 (65-97)	.670
Jerome Scott, 1991-92 (50-75)	.667
Hammie Ward, 1991-93 (44-66)	.667
Anthony Lawrence, 1991-93 (41-62)	.661

Offensive Rebounds

Tim James, 1995-99 (72)	208
Constantin Popa, 1991-95 (72)	188
Mario Bland, 1996-00 (70)	159
Alex Fraser, 1993-97 (71)	139
Steve Rich, 1993-96 (52)	106
Steven Edwards, 1992-96 (72)	97
Pat Lawrence, 1991-94 (50)	79
Steve Frazier, 1993-98 (71)	62
Anthony Lawrence, 1991-93 (34)	61
Lorenzo Pearson, 1992-96 (61)	60

Defensive Rebounds

Tim James, 1995-99 (72)	337
Constantin Popa, 1991-95 (72)	255
Mario Bland, 1996-00 (70)	218
Kevin Norris, 1994-98 (72)	200
Steven Edwards, 1992-96 (72)	179
Alex Fraser, 1993-97 (71)	175
Steve Rich, 1993-96 (52)	135
Steve Frazier, 1993-96 (53)	97
Pat Lawrence, 1991-94 (50)	88
Clifton Clark, 1995-97 (36)	86

Total Rebounds

Tim James, 1995-99 (72)	545
Constantin Popa, 1991-95 (72)	443
Mario Bland, 1996-00 (70)	377
Alex Fraser, 1993-97 (71)	314
Steven Edwards, 1992-96 (72)	276
Steve Rich, 1993-96 (52)	241
Kevin Norris, 1994-98 (72)	228
Johnny Hemsley, 1996-00 (60)	209
Steve Frazier, 1993-98 (71)	181
Pat Lawrence, 1991-94 (50)	167

Assists

Kevin Norris, 1994-98 (72)	325
Vernon Jennings, 1996-00 (68)	300
Steven Edwards, 1992-96 (72)	192
Michael Gardner, 1991-94 (40)	179
Steve Frazier, 1993-98 (71)	134
Torey McCormick, 1993-97 (61)	108
Trevor Burton, 1991-93 (33)	75
Constantin Popa, 1991-95 (72)	64
Anthony Rosa, 1993-96 (46)	61
Alex Fraser, 1993-97 (71)	58
Jake Morton, 1991-93 (33)	43

Steals

Vernon Jennings, 1996-00 (68)	130
Kevin Norris, 1994-98 (72)	122
Steven Edwards, 1992-96 (72)	87
Tim James, 1995-99 (72)	85
Alex Fraser, 1993-97 (71)	72
Steve Frazier, 1993-98 (71)	56
Constantin Popa, 1991-95 (72)	54
Michael Gardner, 1991-94 (40)	53
Torey McCormick, 1993-97 (61)	53
Jake Morton, 1991-93 (33)	52
Jerome Scott, 1991-92 (18)	43

Blocked Shots

Constantin Popa, 1991-95 (72)	160
Tim James, 1995-99 (72)	144
Elton Tyler, 1997-00 (52)	**39**
Alex Fraser, 1993-97 (71)	31
Pat Lawrence, 1991-94 (50)	28
Steve Rich, 1993-96 (52)	26
Will Davis, 1993-97 (38)	23
Lorenzo Pearson, 1992-96 (61)	22
Steven Edwards, 1992-96 (72)	21
Lucas Barnes, 1996-98 (24)	20

Personal Fouls

Constantin Popa, 1991-95 (72)	251
Kevin Norris, 1994-98 (72)	190
Mario Bland, 1996-00 (70)	168
Vernon Jennings 1996-00 (68)	165
Alex Fraser, 1993-97 (71)	155
Steven Edwards, 1992-96 (72)	151
Pat Lawrence, 1991-94 (50)	140
Tim James, 1995-99 (72)	140
Steve Rich, 1993-96 (52)	130
Steve Frazier, 1993-98 (71)	127
Jake Morton, 1991-93 (33)	98
Hammie Ward, 1991-93 (27)	96

Disqualifications

Constantin Popa, 1991-95 (72)	12
Pat Lawrence, 1991-94 (50)	6
Vernon Jennings 1996-00 (68)	5
Steve Rich, 1993-96 (52)	5
Jamal Johnson, 1993-94 (18)	4
Kevin Norris, 1994-98 (72)	4
Johnny Hemsley, 1996-00 (60)	4

Games Started

Kevin Norris, 1994-98 (72)	71
Alex Fraser, 1993-96 (71)	66
Mario Bland, 1996-00 (46)	58
Constantin Popa, 1991-95 (72)	56
Steven Edwards, 1992-96 (72)	56
Tim James, 1995-99 (72)	52
Vernon Jennings, 1996-00 (68)	43
Johnny Hemsley, 1996-00 (60)	42
Michael Gardner, 1991-94 (40)	37
Clifton Clark, 1995-97 (36)	29
Trevor Burton, 1991-93 (33)	25
Steve Rich, 1993-96 (52)	24
Torey McCormick, 1993-97 (61)	23

Minutes Played

Tim James, 1995-99 (72)	2180
Kevin Norris, 1994-98 (72)	2158
Steven Edwards, 1992-96 (72)	1988
Vernon Jennings, 1996-00 (68)	1796
Johnny Hemsley, 1996-00 (60)	1771
Constantin Popa, 1991-95 (72)	1732
Mario Bland, 1996-00 (70)	1654
Alex Fraser, 1993-97 (71)	1587
Steve Frazier, 1993-98 (71)	1564
Steve Rich, 1993-96 (52)	1252
Michael Gardner, 1991-94 (40)	1211
Torey McCormick, 1993-97 (61)	1083
Trevor Burton, 1991-93 (33)	877

Games played in ( ) except shooting percentage categories

Steven Edwards holds the UM BIG EAST record for most consecutive league games with at least one three-point field goal made at 34 (1994-96). Edwards is also the BIG EAST all-time leader in three-point field goals made.

BIG EAST Individual Single-Game Records

Miami Individual
(Regular Season Only)

Most Points (Game)-43, Steve Rich vs. St. John's (2-20-96)
Most Points (Half)-22, Steve Rich vs. St. John's (2nd Half, 2-20-96)
Most Points (OT period)-7, Steve Rich vs. St. John's (2nd OT, 2-20-96)
Most Field Goals Made-18, Steve Rich vs. St. John's (2-20-96)
Most Field Goals Attempted-25, Steve Rich vs. St. John's (2-20-96)
Highest FG% (min. 5 made)-1.000 (6-6), Alex Fraser vs. Syracuse (1-3-96)
1.000 (6-6), Alex Fraser vs. Providence (1-15-97)
Elton Tyler vs. Connecticut (2-19-00)
Johnny Hemsley vs. Rutgers (2-5-00)
Most Three-Point FGM-6, Steven Edwards vs. Pittsburgh (1-23-93)
6, Steven Edwards vs. Georgetown (3-3-93)
6, Steven Edwards vs. Seton Hall (2-19-94)
6, Johnny Hemsley vs. Villanova (2-16-99)
Most Three-Point FGA-13, Steven Edwards vs. Boston College (2-10-96)
Highest Three-Point FG%-1.000 (5-5), Trevor Burton vs. Georgetown (1-2-93)
Most Free Throws Made-12, Johnny Hemsely vs. St. John's (2-3-99)
Most Free Throws Attempted-16, Steven Edwards vs. St. John's (1-11-95)
Highest FT% (min. 5 made)-1.000 (10-10), Steven Edwards vs. Villanova (3-6-93)
Most Offensive Rebounds-8, Constantin Popa vs. Syracuse (12-6-94)
8, Constantin Popa vs. St. John's (2-13-95)
Most Defensive Rebounds-12, Constantin Popa vs. Seton Hall (2-23-93)
Most Total Rebounds-18, Constantin Popa vs. Seton Hall (2-23-93)
Most Assists-14, Michael Gardner vs. Pittsburgh (1-23-93)
Most Turnovers-8, Kevin Norris vs. Georgetown (1-18-97)
8, Tim James vs. Georgetown (12-20-98)
8, Tim James vs. Pittsburgh (1-30-99)
Most Blocked Shots-8, Tim James vs. West Virginia (2-6-96)
Most Steals-7, Vernon Jennings vs. West Virginia (1-5-80)
Most Minutes Played-44, Johnny Hemsley vs. Connecticut (1-20-99)



Sophomore James Jones grabs a rebound between two Providence defenders.

Opponent Individual
(Regular Season Only)

Most Points (Game)-35, Dave Johnson (Syracuse, 1-11-92)
Most Points (Half)-23, Vonteego Cummings (Pittsburgh, 2nd Half, 1-8-97)
Most Points (OT period)-11, Bryan Caver (Seton Hall, 3-4-92)
Most Field Goals Made-11, John Wallace (Syracuse, 12-6-94)
11, Victor Page (Georgetown, 1-18-97)
11, Pat Garrity (Notre Dame, 2-23-98)
11, Richard Hamilton (Connecticut, 1-20-99)
Most Field Goals Attempted-30, Victor Page (Georgetown, 1-18-97)
Highest FG%-1.000 (6-6), Jake Voskuhl (Connecticut, 2-15-97)
Most Three-Point FGM-8, Ray Allen (Connecticut, 1-31-95)
Most Three-Point FGA-16, Marius Janulis (Syracuse, 1-18-98)
Highest Three-Point FG%-1.000 (5-5), Jerry McCullough (Pittsburgh, 1-12-94)
Most Free Throws Made-17, Jason Lawson (Villanova, 3-5-94)
Most Free Throws Attempted-21, Jason Lawson (Villanova, 3-5-94)
Highest FT%-1.000 (12-12), Othella Harrington (Georgetown, 3-3-93)
Most Offensive Rebounds-8, Jason Lawson (Villanova, 3-5-94)
8, Jerome Williams (Georgetown, 1-7-95)
8, Kevin Freeman (Connectucut, 1-20-99)
8, R. Boumtje Boumtje (Georgetown, 2-7-00)
Most Defensive Rebounds-12, Andre Griffin (Seton Hall, 1-26-94)
12, Charles Minlend (St. John's, 2-22-97)
Most Total Rebounds-17, Ya-Ya Dia (Georgetown, 1-4-97)
Most Assists-12, Jerry McCullough (Pittsburgh, 2-1-94)
Most Turnovers-9, Vonteego Commings (Pittsburgh, 1-30-99)
Most Blocked Shots-7 Alonzo Mourning (Georgetown, 1-25-92)
7, Etan Thomas (Syracuse 2-8-99)
Most Steals-10, Allen Iverson (Georgetown, 1-13-96)
Most Minutes Played-48, Derek Brown (St. John's, 2-20-96)

BIG EAST-Team Single-Game Records

(Regular Season Conference Games Only)

Points
Most: vs. Villanova, 2-16-99 103
Opp.: West Virginia, 1-10-98 98
Most (non-OT Game): vs. Villanova, 2-16-99 103
Opp.: West Virginia, 1-10-98 98
Fewest: vs. Georgetown, 1-25-92 40
vs. Georgetown, 1-29-94 40
Opp.: St. John's, 1-14-92 42
Most (Half): vs Villanova (2nd Half), 2-16-99 56
Opp. (Half): Villanova (2nd Half), 3-5-94 53
Fewest (Half): vs. St. John's (1st Half), 1-14-92 12
Opp. (Half): St. John's (1st Half), 1-14-92 14
Boston College (1st Half), 2-22-92 14
Most (OT period): vs. Boston Coll., 2-25-95 17
Opp. (OT period): Seton Hall, 3-4-92 23
Fewest (OT period): vs. Connecticut, 1-20-99 4
Opp. (OT period): Pittsburgh, 2-28-95 5

Field Goals
Most: vs. Villanova, 2-16-99 40
Opp.: St. John's, 2-20-96 34
Fewest: vs. St. John's, 1-14-92 13
vs. Georgetown, 1-29-94 13
Opp.: St. John's, 1-14-92 15
Boston College, 2-22-92 15
Notre Dame, 2-26-00 15
Most Attempts: vs. St. John's, 2-20-96 77
Opp.: Georgetown, 1-15-00 74
Fewest Attempts: vs. Rutgers, 2-2-97 40
Opp.: Villanova, 2-18-92 33
Highest Percentage (Game):
vs. Villanova, 2-16-99 ..... .606 (40-66)
Opp. (Game): Villanova, 1-25-95 ..... .600 (33-55)
Highest Percentage (Half):
vs. Syracuse (2nd Half), 1-3-96 ..... .714 (20-28)
Opp. (Half):
Villanova (2nd Half), 1-27-96 ..... .692 (18-26)
Lowest Percentage (Game):
vs. Villanova, 2-25-92 ..... .283 (15-53)
Opp.: Georgetown, 2-7-00 ..... .265 (18-68)
Lowest Percentage (Half):
vs. Boston Coll. (2nd Half), 1-15-94 ..... .172 (5-29)
Opp. (Half): Seton Hall (2nd Half), 2-10-97 ..... .172 (5-29)

3-Point Field Goals
Most: vs. Georgetown, 3-3-93 15
Opp.: Pittsburgh, 2-18-95 14
Fewest: vs. St. John's ..... (3-5-00)
Opp.: Syracuse, 3-1-94 0
Most Attempts: vs. Providence, 2-16-93 30
Opp.: Providence, 1-18-95 31
Fewest Attempts: vs. Georgetown, 1-15-00 5
Opp.: St. John's, 1-16-93 5
Highest Percentage:
vs. Connecticut, 1-2-92 ..... .875 (7-8)
Opp.: Georgetown, 3-3-93 ..... .857 (6-7)
Lowest Percentage:
vs. Georgetown, 1-15-00 ..... .000 (0-13)
Opp.: Syracuse, 3-1-94 ..... .000 (0-11)

Free Throws
Most: vs. St. John's, 2-20-96 28
Opp.: Georgetown, 2-15-92 34
Fewest: vs. Providence, 1-9-94 1
Opp.: West Virginia, 1-5-00 3
Most Attempts:
vs. Notre Dame, 1-23-96 44
Opp.: Georgetown, 2-15-92 50
Fewest Attempts: vs. Providence, 1-9-94 4
Opp.: Notre Dame, 1-23-96 6
Highest Percentage:
vs. Connecticut, 2-5-94 ..... 1.000 (6-6)
Opp.: Villanova, 1-30-93 ..... .960 (24-25)
Lowest Percentage:
vs. Seton Hall, 2-24-98 ..... .222 (4-18)
Opp.: West Virginia, 1-5-00 ..... .333 (3-9)

Rebounds
Most Offensive:
vs. St. John's, 2-20-96 27
Opp.: Georgetown, 1-15-00 32
Fewest Offensive:
vs. Boston College, 2-10-93 6
vs. St. John's, 1-6-99 6
Opp.: Boston College, 2-27-93 1
Most Defensive: vs. Georgetown, 2-7-00 40
Opp.: Syracuse, 1-25-95 35
Fewest Defensive:
vs. Georgetown, 1-25-92 11
Opp.: Boston College, 1-21-92 13
Most Total: vs. Seton Hall, 2-10-97 55
Opp.: Georgetown, 1-15-00 54
Fewest Total: vs. Georgetown, 3-3-93 22
Opp.: Syracuse, 1-11-92 22
Largest Rebound Margin:
vs. Rutgers, 2-8-97 ..... +22 (52-30)
Opp.: Georgetown, 3-3-93 ..... +24 (46-22)

Assists
Most: vs. Villanova, 2-16-99 26
Opp.: Providence, 1-8-94 27
Fewest: vs. Georgetown, 1-25-92 2
Opp.: Providence, 2-16-00 4

Turnovers
Most: vs. Georgetown, 1-13-96 32
Opp.: Notre Dame, 1-9-99 27
Fewest: vs. Boston College, 2-10-93 5
Opp.: St. John's, 1-22-94 7

Blocked Shots
Most: vs. Georgetown, 1-15-00 12
Opp.: Connecticut, 1-18-92 9
Syracuse, 2-8-99 9
Fewest: vs. Boston College, 2-22-92 0
vs. Syracuse, 1-9-93 0
vs. Syracuse, 2-8-99 0
Opp.: 7 occasions 0

Steals
Most: vs. West Virginia, 1-16-99 15
vs. Notre Dame, 1-9-99 15
Opp.: Villanova, 1-25-95 21
Fewest: vs. St. John's, 1-22-94 1
Opp.: Villanova, 1-17-00 2

Personal Fouls
Most: vs. Georgetown, 2-15-92 31
vs. Providence, 3-7-92 31
Opp.: Notre Dame, 1-23-96 32
Fewest: vs. Syracuse, 12-7-96 9
Opp.: Connecticut, 3-4-95 11

Margin of Victory
Largest: vs. Pittsburgh, 2-23-99 ..... 33 (85-52)
Opp.: Georgetown, 1-19-94 ..... 37 (77-40)
Smallest: vs. Villanova, 3-6-93 ..... 1 (77-76)
vs.Georgetown, 12-30-98 ..... 1 (64-63)
vs. Villanova, 1-17-00 ..... 1 (67-66)
Opp.: Boston College, 1-21-92 ..... 1 (51-50)
Rutgers, 2-2-97 ..... 1 (60-59)

Halftime
Largest Lead:
vs. Notre Dame, 2-28-96 ..... 24 (41-17)
Largest Deficit:
vs. Syracuse, 12-22-93 ..... 24 (47-23)

Deficits Overcome
Largest Deficit Overcome: vs. Providence, 1-19-93 ..... 16 (32-16, 6:09 left, 1st H)
vs. West Virginia, 2-6-96 ..... 16 (24-8, 7:24 left, 1st H)
Largest 2nd Half Deficit Overcome:
vs. Georgetown, 1-18-97 ..... 13 (49-36, 8:35 left)

BIG EAST Single-Season Individual Records

Points
Tim James, 1998-99 (18) 336

Scoring Average
Tim James, 1998-99 (18) 18.7

Field Goals Made
Tim James, 1998-99 (18) 133

Field Goals Attempted
Tim James, 1998-99 (18) 273

Field Goals Percentage
(Minimum 4 FGM per game played)
Mario Bland, 1997-98 (90-145) ..... .621

Three-Point Field Goals Made
Steven Edwards, 1992-93 (18) 59

Three-Point Field Goals Attempted
Steven Edwards, 1992-93 (18) 143

Three-Point Field Goal Percentage
(Minimum 1.5 3-PT FGM per game played)
Jake Morton, 1992-93 (34-80) ..... .425

Free Throws Made
Steven Edwards, 1992-93 (18) 71

Free Throws Attempted
Steven Edwards, 1992-93 (18) 99

Free Throws Percentage
(Minimum 2 FTM per game played)
Johnny Hemsley, 1999-00 ..... .898

Offensive Rebounds
Tim James, 1996-97 (18) 61

Defensive Rebounds
Tim James, 1997-98 (18) 119

Total Rebounds
Tim James, 1997-98 (18) 173

Rebound Average
Tim James, 1997-98 (18) 9.6

Assists
Vernon Jennings, 1999-00 (16) 111

Steals
Vernon Jennings, 1999-00 (16) 45

Blocked Shots
Constantin Popa, 1992-93 (18) 54

Personal Fouls
Constantin Popa, 1992-93 (18) 72

Disqualifications
Constantin Popa, 1992-93 (18) 5

Minutes Played
Michael Gardner, 1992-93 (18) 657

Games played in ( ) except in shooting percentage categories



Steven Edwards scored a UM BIG EAST record 310 points in 1992-93.



In 1997-98 Mario Bland led the conference in field goal percentage shooting a UM BIG EAST record 62.1 percent.

BIG EAST Single-Season, Team Records

(Regular Season, Conference Games Only)

Points
Most: 1998-99 1323
Opp.: 1993-94 1392

Fewest: 1991-92 1000
Opp.: 1999-00 932

Highest Scoring Average: 1998-99 ..... 73.5
Opp.: 1993-94 ..... 77.3

Lowest Scoring Average: 1991-92 ..... 55.6
Opp.: 1999-00 ..... 58.2

Field Goals
Most: 1998-99 475
Opp.: 1993-94 468

Fewest: 1991-92 342
Opp.: 1999-00 331

Most Attempts: 1997-98 1072
Opp.: 1998-99 1086

Fewest Attempts: 1999-00 902
Opp.: 1991-92 869

Highest %: 1998-99 ..... .492 (475-966)
Opp.: 1992-93 ..... .455 (463-1018)

Lowest %: 1991-92 ..... .371 (342-923)
Opp.: 1999-0 ..... .377 (331-879)

3-Point Field Goals
Most: 1992-93 140
Opp.: 1994-95 135

Fewest: 1999-00 45
Opp.: 1999-00 75

Most Attempts: 1992-93 352
Opp.: 1997-98 382

Fewest Attempts: 1999-00 172
Opp.: 1992-93 225

Highest %: 1992-93 ..... .398 (140-352)
Opp.: 1993-94 ..... .441 (124-281)

Lowest %: 1999-00 ..... .262 (45-172)
Opp.: 1999-00 ..... .259 (75-290)

Free Throws
Most: 1998-99 302
Opp.: 1992-93 365

Fewest: 1993-94 157
Opp.: 1999-00 195

Most Attempts: 1998-99 437
Opp.: 1991-92 545

Fewest Attempts: 1993-94 278
Opp.: 1999-00 299

Highest %: 1999-00 ..... .752 (236-314)
Opp.: 1992-93 ..... .709 (365-515)

Lowest %: 1993-94 ..... .565 (157-278)
Opp.: 1998-99 ..... .627 (212-338)

Rebounds
Most Offensive: 1994-95 266
Opp.: 1996-97 286

Fewest Offensive: 1991-92 209
Opp.: 1991-92 239
1995-96 239

Most Defensive: 1997-98 468
Opp.: 1992-93 446

Fewest Defensive: 1991-92 314
Opp.: 1999-00 350

Most Total: 1997-98 716
Opp.: 1996-97 707

Fewest Total: 1991-92 584
Opp.: 1999-00 590

Largest Rebound Margin: 1998-99 ..... +4.1 rpg
Opp.: 1992-93 ..... +5.4 rpg

Assists
Most: 1998-99 306
Opp.: 1993-94 296

Fewest: 1991-92 172
Opp.: 1999-00 190

Turnovers
Most: 1993-94 367
Opp.: 1998-99 316

Fewest: 1999-00 231
Opp.: 1993-94 243

Blocked Shots
Most: 1996-97 103
Opp.: 1991-92 77

Fewest: 1999-00 70
Opp.: 1998-99 44

Steals
Most: 1998-99 166
Opp.: 1993-94 211

Fewest: 1993-94 113
Opp.: 1999-00 110

Personal Fouls
Most: 1991-92 427
Opp.: 1998-99 373

Fewest: 1999-00 277
Opp.: 1999-00 295

Steaks
Longest Winning: 1998-99 8
Longest Losing: 1993-94 18
Longest Home Winning: 1996-97 6
Longest Home Losing: 1993-94 9
Longest Road Winning: 1999-00 6
Longest Road Losing: 1991-92 9
1992-93 9
1993-94 9

Miscellaneous
Most Wins: 1998-99 15
Most Losses: 1993-94 18
Most Home Wins: 1993-94; 1997-98, 1998-99 .. 7
Most Road Wins: 1998-99 8



In 1999-00 Vernon Jennings set UM BIG EAST single-season records for assists (111) and steals (45).

BIG EAST Tournament Individual Records

Miami Individual
(Single-Game Records)

Most Points (Game)-30, Jerome Scott vs. Pittsburgh (3-12-92, OR)

Most Points (Half)-21, Trevor Burton vs. Pittsburgh (2nd Half, 3-12-92, OR)

Most Field Goals Made-11, Jerome Scott vs. Pittsburgh (3-12-92, OR)

Most Field Goals Attempted-20, Constantin Popa vs. Georgetown (3-10-95, QF)
20, Tim James vs. Georgetown (3-4-99, QF)

Highest FG%-1.000 (5-5), Anthony Rosa vs. Seton Hall (3-10-94, OR)

Most Three-Point FGM-5, Steven Edwards vs. Rutgers (3-6-96, OR)

Most Three-Point FGA-11, Steven Edwards vs. Rutgers (3-6-96, OR)

Highest Three-Point FG%-1.000 (4-4),
Jerome Scott vs. Pittsburgh (3-12-92, OR)
1.000 (3-3), Anthony Rosa vs. Seton Hall (3-10-94, OR)
1.000 (3-3), Kevin Norris vs. Rutgers (3-6-96, OR)

Most Free Throws Made-9, Trevor Burton vs. Pittsburgh (3-12-92, OR)

Most Free Throws Attempted-13, Trevor Burton vs. Pittsburgh (3-12-92, OR)

Highest FT%-1.000 (4-4), 5 occasions

Most Offensive Rebounds-8, Constantin Popa vs. Georgetown (3-10-95, QF)

Most Defensive Rebounds-7, Vernon Jennings vs. Georgetown (3-4-98, OR)
7, Mario Bland vs. St John's (3-5-99, SF)

Most Total Rebounds-14, Constantin Popa vs. Georgetown (3-10-95, QF)

Most Assists-11, Vernon Jennings vs. Notre Dame (3-9-00, QF)

Most Turnovers-7, Kevin Norris vs. Georgetown (3-10-95, QF)

Most Blocked Shots-5, Constantin Popa vs. Seton Hall (3-10-94, OR)
5, Tim James vs. St John's (3-5-99, SF)

Most Steals-5, Kevin Norris vs. Georgetown (3-10-95, QF)

Most Dunks- 5, Tim James vs. Georgetown (3-7-96, QF)

Most Minutes Played-40, Trevor Burton vs. Georgetown (3-13-92, QF)
40, Jerome Scott vs. Georgetown (3-13-92, QF)
40, Johnny Hemsley vs. St. John's (3-5-99, SF)
40, Johnny Hemsley vs. St. John's (3-10-00, SF)

Opponent Individual
(Single-Game Records)

Most Points (Game)-38, Allen Iverson (Georgetown, 3-7-96, QF)

Most Points (Half)-22, Allen Iverson (Georgetown, 2nd Half, 3-7-96, QF)

Most Field Goals Made-11, Allen Iverson (Georgetown, 3-7-96, QF)

Most Field Goals Attempted-25, John Long (Georgetown, 3-4-98, OR)

Highest FG%-.778 (7-9), Jerome Williams (Georgetown, 3-7-96, QF)

Most Three-Point FGM-7, Geoff Billet (Rutgers, 3-6-96, OR)

Most Three-Point FGA-13, Sean Miller (Pittsburgh, 3-12-92, OR)

Highest Three-Point FG%-.667 (6-9), Allen Iverson (Georgetown, 3-7-96, QF)

Most Free Throws Made-15, Allen Iverson (Georgetown, 3-10-95, QF)

Most Free Throws Attempted-23, Allen Iverson (Georgetown, 3-10-95, QF)

Highest FT%-1.000 (6-6), Joey Brown (Georgetown, 3-12-92, QF)

Most Offensive Rebounds-6, Jerome Williams (Georgetown, 3-10-95, QF)

Most Defensive Rebounds-13, Troy Murphy (Notre Dame, 3-9-00,QF)

Most Total Rebounds-16, Jerome Williams (Georgetown, 3-7-96, QF)
16, Troy Murphy (Notre Dame, 3-9-00,QF)

Most Assists-10, Joey Brown (Georgetown, 3-13-92, QF)

Most Turnovers-7, Allen Iverson (Georgetown, 3-10-95, QF)

Most Blocked Shots-7 Ruben Boumtje Boumtje (Georgetown, 3-4-99, QF)

Most Steals-4, Othella Harrington (Georgetown, 3-11-93, OR)
4, Kevin Braswell (Georgetown, 3-4-99, QF)
4, Bootsy Thornton (St. John's, 3-10-00, SF)

Most Minutes Played-40, Sean Miller (Pittsburgh, 3-12-92, OR)
40, Joey Brown (Georgetown, 3-13-93, QF)
40, Erick Barkley (St. John's, 3-5-99, SF)



Jerome Scott scored 30 points in UM's inaugural BIG EAST Tournament game, an 83-71 upset victory over Pittsburgh on March 12, 1992. The 30-point effort is still a UM BIG EAST Tournament record and helped Scott become the only UM player to earn a spot on the BIG EAST All-Tournment team.

BIG EAST Tournament Team Records

Points
Most: vs. Pittsburgh, 3-12-92 (OR) 83
Opp.: Georgetown, 3-7-96 (QF) 92

Fewest: vs. Georgetown, 3-11-93 (OR) 40
Opp.: Georgetown, 3-4-99 (QF) 54

Most (Half): vs. Pittsburgh, 2nd H, 3-12-92 (OR) 50
Opp.: Georgetown, 2nd H, 3-7-96 (QF) 51

Fewest: vs. Georgetown, 1st H, 3-10-95 (QF) 15
Opp.: Georgetown, 2nd H, 3-4-99 (QF) 20

Field Goals
Most: vs. Pittsburgh, 3-12-92 (OR) 29
Opp.: Georgetown, 3-7-96 (QF) 31

Fewest:
vs. Georgetown, 3-11-93 (OR) 17
vs. Seton Hall, 3-10-94 (OR) 17
Opp.: Georgetown, 3-4-99 (QF) 19

Most Attempts:
vs. Georgetown, 3-10-95 (QF) 71
Opp.: Pittsburgh, 3-12-92 (OR) 69

Fewest Attempts:
vs. Georgetown, 3-13-92 (QF) 43
Opp.: Georgetown, 3-13-92 (QF) 46

Highest Percentage:
vs. Pittsburgh, 3-12-92 (OR) 604 (29-48)
Opp.: Georgetown, 3-7-96 (QF) 544 (31-57)



Johnny Hemsley is UM's All-time BIG EAST leader in free throw percentage.

Lowest Percentage:
vs. Georgetown, 3-11-93 (OR) 288 (17-59)
Opp.: Georgetown, 3-4-99 (QF) 302 (19-63)

3-Point Field Goals
Most:
vs. Rutgers, 3-6-96 (OR) 8
Opp.: Rutgers, 3-6-96 (OR) 11

Fewest:
vs. Georgetown, 3-11-93 (OR) 2
vs. Georgetown, 3-7-96 (QF) 2
Opp.: Georgetown, 3-10-95 (QF) 0

Most Attempts:
vs. Seton Hall, 3-10-94 (OR) 19
Opp.: Rutgers, 3-6-96 (OR) 29

Fewest Attempts:
vs. Georgetown, 3-13-92 (QF) 8
Opp.: Georgetown, 3-10-95 (QF) 6

Highest Percentage:
vs. Pittsburgh, 3-12-92 (OR) 500 (5-10)
Opp.: Georgetown, 3-7-96 (QF) 467 (7-15)

Lowest Percentage:
vs. Georgetown, 3-11-93 (OR) 143 (2-14)
Opp.: Georgetown, 3-10-95 (QF) 000 (0-6)

Free Throws
Most: vs. Georgetown, 3-13-92 (QF) 21
Opp.: Georgetown, 3-10-95 (QF) 25

Fewest: vs. Georgetown, 3-11-93 (OR) 4
Opp.: Rutgers, 3-6-96 (OR) 6

Most Attempts:
vs. Georgetown, 3-13-92 (QF) 33
Opp.: Georgetown, 3-7-96 (QF) 40

Fewest Attempts:
vs. Notre Dame, 3-9-00 (SF) 10
Opp.: Notre Dame, 3-9-00 (SF) 10

Highest Percentage:
vs. Pittsburgh, 3-12-92 (OR) 741 (20-27)
Opp.: Georgetown, 3-11-99 (QF) 769 (10-13)

Lowest Percentage:
vs. Georgetown, 3-11-93 (OR) 286 (4-14)
Opp.: Georgetown, 3-7-96 (QF) 575 (23-40)

Rebounds
Most Offensive:
vs. Georgetown, 3-11-93 (OR) 20
Opp.: Pittsburgh, 3-12-92 (OR) 25

Fewest Offensive:
vs. Georgetown, 3-4-98 (OR) 4
Opp.: Georgetown, 3-4-98 (OR) 8

Most Defensive:
vs. Georgetown, 3-4-98 (OR) 30
Opp.: Georgetown, 3-10-95 (QF) 33

Fewest Defensive:
vs. Georgetown, 3-7-96 (QF) 15
Opp.: Pittsburgh, 3-12-92 (OR) 15

Most Total:
vs. Georgetown, 3-11-93 (OR) 44
Opp.: Georgetown, 3-10-95 (QF) 45

Fewest Total:
vs. Georgetown, 3-13-92 (QF) 25
Opp.: Notre Dame, 3-9-00 (QF) 31

Largest Rebound Margin:
vs. Rutgers, 3-6-96 (OR) 7 (39-32)
vs. St. John's, 3-10-00 (SF) 7 (40-33)
Opp.: Georgetown, 3-7-96 (QF) 10 (44-34)

Assists
Most: vs. Rutgers, 3-6-96 (OR) 18
vs. Notre Dame, 3-9-00 (QF) 18
Opp.: Georgetown, 3-13-92 (QF) 22

Fewest: vs. Georgetown, 3-11-93 (OR) 9
Opp.: Georgetown, 3-4-98 (OR) 6

Turnovers
Most: vs. Seton Hall, 3-10-94 (OR) 24
Opp.: Georgetown, 3-10-95 (QF) 22

Fewest: vs. Rutgers, 3-6-96 (OR) 12
Opp.: St. John's, 3-10-00 (SF) 7

Blocked Shots
Most: vs. three opponents. 7
Opp.: Georgetown, 3-4-99 (QF) 9

Fewest: vs. Georgetown, 3-7-96 (QF) 0
vs. Notre Dame, 3-9-00 (QF) 0
Opp.: Seton Hall, 3-10-94 (OR) 1
Rutgers, 3-6-96 (OR) 1
Notre Dame, 3-9-00 (QF) 1

Steals
Most: vs. Georgetown, 3-10-95 (QF) 9
Opp.: St John's, 3-5-99 (SF) 11

Fewest: vs. St. John's, 3-10-00 (SF) 3
Opp.: Rutgers, 3-6-96 (OR) 4

Personal Fouls
Most: vs. Georgetown, 3-7-96 (QF) 29
Opp.: Georgetown, 3-13-92 (QF) 25

Fewest: vs. Notre Dame, 3-9-00 (QF) 14
vs. St. John's, 3-10-00 (SF) 14
Opp.: Notre Dame, 3-9-00 (QF) 12

Margin of Victory
Largest:
vs. Pittsburgh, 3-12-92 (OR) 12 (83-71)
Opp.: Georgetown, 3-7-96 (QF) 30 (92-62)

Smallest: vs. Rutgers, 3-6-96 (OR) 10 (77-67)
Opp.: St. John's, 3-10-00 (SF) 1 (58-57)

Halftime
Largest Lead:
vs. Rutgers, 3-6-96 (OR) 9 (41-32)

Largest Deficit:
vs. Seton Hall, 3-10-94 (OR) 19 (35-16)

OR - Opening Round
QF - Quarterfinals
SF - Semifinals

It's

in

College

Basketball

is *it* in you?™

Gatorade

OPPONENTS

Boston College

January 7, 2001 - 2:00 p.m. - Miami Arena
January 13, 2001 - Noon - Chestnut Hill, MA

Location	Chestnut Hill, MA
Enrollment	14,600
Conference	BIG EAST
Nickname	Eagles
Colors	Maroon and Gold
Arena (Capacity)	Silvio O. Conte Forum (8,606)
1999-00 Overall Record	11-19
1999-00 Conference Record/Finish	3-13/13th
1999-00 Post-Season Play	None
All-time Record vs. UM	9-8
Last Meeting	January 22, 2000 - UM 62, BC 54
President	Rev. William P. Leahy, S.J.
Athletic Director	Gene DeFilippo
Asst. AD/Men's Basketball Contact	Dick Kelley
SID Office Phone	(617) 552-3039
Kelley's Home Phone	(617) 244-7087
E-mail Address	kelleyrt@bc.edu
Address	321 Conte Forum Chestnut Hill, MA 02467
Fax	(617) 552-4903
Press Row	(617) 552-8989
Head Coach	Al Skinner (Massachusetts, 1974)
Record at Boston College	32-56 (3 years)
Overall Record	170-182 (12 years)
Associate Head Coach	Tim O'Shea (Boston College '84)
Assistants	Bill Coen (Hamilton '83) Ed Cooley (Stonehill '94)

Numerical Roster

No	Name	Pos	Ht	Wt	Class	Previous School/Hometown
00	Uka Agbai	F	6-8	240	So.	Archbishop Molloy/Queens Village, NY
2	Troy Bell	G	6-1	169	So.	Academy of Holy Angels/Minneapolis, MN
3	Ludmil Hadjisotirov	G	6-2	185	Fr.	Winchendon (MA)/Sofia, Bulgaria
4	Jonathan Beerbohm	F	6-7	229	Sr.	Fairbury/Fairbury, NE
5	Dwayne Pina	G	5-10	182	Sr.	New Bedford/New Bedford, MA
10	Nicolas Dunn	G	6-3	201	Sr.	Braintree/Braintree, MA
11	Erik Witt	F/C	6-10	220	So.	University School/Bonn, Germany
13	Kenny Harley	G	6-5	196	Sr.	All Hallows/Bronx, NY
15	Ryan Sidney	G	6-2	185	Fr.	Pioneer/Ann Arbor, MI
21	Kenny Walls	G/F	6-5	192	Jr.	Galileo/San Francisco, CA
23	Xavier Singletary	G	6-6	212	Sr.	Dunbar/Washington, D.C.
32	Andrew Dudley	F/C	6-11	254	So.	Life Center (NJ)/Bristol, PA
34	Andrew Bryant	F	6-7	235	Fr.	Denison/Denison, TX
45	Brian Ross	F	6-8	235	Jr.	North Quincy/North Quincy, MA

1999-00 Results (11-19, 3-13 BIG EAST)

New Hampshire	W	89-65
Vermont	W	91-63
@ Penn State	L	57-85
Hartford	W	104-62
Massachusetts	L	67-74
@ Holy Cross	W	50-43
St. Francis (NY)	W	72-66
Michigan	W	89-71
*vs. Tulsa	L	66-80
*vs. Illinois (Chicago)	W	67-62
*vs. Massachusetts	W	83-59
Iona	L	63-71
Providence	W	67-62
@ Notre Dame	L	77-86
@ Villanova	L	59-67
Georgetown	L	69-72
@ Miami	L	54-62
Seton Hall	L	65-74
Syracuse	L	65-73
Rutgers	L	72-78
@ St. John's	L	58-59
@ Vanderbilt	L	58-76
@ Connecticut	L	58-87
@ Seton Hall	L	66-77
St. John's	L	69-73
@ West Virginia	W	80-76
Pittsburgh	L	60-70
@ Providence	L	40-45
Villanova	W	79-67
#vs. Connecticut	L	55-70

*Puerto Rico Holiday Classic
#AT&T BIG EAST Championship

2000-01 Schedule

Nov.19	St. Peter's
Nov.25	Brown
Nov.28	Marist
Dec. 2	Wofford
Dec. 4	Holy Cross
Dec. 9	Youngstown State
Dec. 17	@ Massachusetts
Dec. 23	Quinnipiac
Dec. 30	Vanderbilt
Jan. 3	Connecticut
Jan. 7	@ Miami
Jan. 10	@ St. John's
Jan. 13	Miami
Jan. 16	@ Duke
Jan. 20	Rutgers
Jan. 27	@ Villanova
Jan. 31	Virginia Tech
Feb. 4	Villanova
Feb. 7	Syracuse
Feb. 10	@ Virginia Tech
Feb. 13	@ Connecticut
Feb. 17	Providence
Feb. 21	@ Notre Dame
Feb. 24	@ Providence
Feb. 26	Morris Brown
Feb. 28	St. John's
Mar. 3	@ West Virginia
Mar. 7-10	AT&T BIG EAST Championship

Central Florida

December 9, 2000 - 7:30 p.m. - Miami Arena

Location	Orlando, FL
Enrollment	32,014
Conference	Trans America Athletic
Nickname	Golden Knights
Colors	Black and Gold
Arena (Capacity)	UCF Arena (5,100)
1999-00 Overall Record	14-18
1999-00 Conference Record/Finish	10-8/2nd
1999-00 Post-Season Play	None
All-time Record vs. UM	0-4
Last Meeting	November 19, 1999 - UM 81, UCF 54
President	Dr. John C. Hitt
Athletic Director	Steve Sloan
Sports Information Contact	Kevin Woods
SID Office Phone	(407) 823-2142
Wood's Cellular Phone	(407) 579-2297
E-mail Address	kdwoods@ucf.edu
Address	Wayne Densch Sports Complex 4000 Central Florida Blvd. Orlando, FL 32816
Fax	(407) 823-5266
Press Row	(407) 823-2477
Head Coach	Kirk Speraw (Iowa '80)
Record at UCF	100-102 (7 years)
Overall Record	100-102 (7 years)
Assistants	Chris Mowry (St. Ambrose '84) Jorge Fernandez (Stetson '85)

Numerical Roster

No	Name	Pos	Ht	Wt	Class	Previous School/Hometown
00	Jeremy Swan	C	6-8	245	So.	Wakulla/Crawfordville, FL
3	Al Miller	G	6-0	170	So.	Maine Central Institute/Washington, D.C.
4	Mario Lovett	F	6-7	225	Sr.	Leto/Tampa, FL
5	Inyo Cue	G	6-4	210	Sr.	Buchholz/Gainesville, FL
12	Kevin Lee	G	5-11	170	Fr.	Notre Dame Prep/Lansing, MI
14	Joey Graham	G	6-6	195	Fr.	Brandon/Brandon, FL
20	Jason Thornton	G	6-5	200	Jr.	Central Florida Christian/Orlando, FL
21	Marius Boyd	G	6-4	190	So.	Northern Iowa/Milwaukee, WI
24	Stevie Graham	G	6-5	195	Fr.	Brandon/Brandon, FL
30	Beronti Simms	F	6-7	225	Jr.	Brother Rice/Chicago, IL
32	Paul Reed	F	6-8	220	Jr.	Old Dominion/Orlando, FL
33	Josh Bodden	G	6-9	235	Fr.	Dunedin/Dunedin, FL
35	Evandro Moretti	C	6-10	240	Jr.	Sao Paulo, Brazil

1999-00 Results (14-18, 10-8 TAAC)

Miami	L	54-81
@ Winthrop	L	54-78
*vs. Clemson	L	48-54
*vs. Old Dominion	L	57-61
*vs. South Carolina State	L	70-71
South Florida	L	55-79
Flagler	W	109-86
@ Ohio State	L	57-77
@ Louisville	L	58-78
UNC-Wilmington	L	60-74
Middle Tennessee State	W	88-77
Troy State	L	73-74
Mercer	W	93-77
@ Samford	L	67-75
@ Jacksonville State	L-OT	83-90
Georgia State	W	72-67
Campbell	W	90-63
@ Jacksonville	W	79-70
@ Stetson	L	86-88
@ Florida Atlantic	W	84-68
Jacksonville	W	65-57
Stetson	L	61-75
Florida Atlantic	W	86-59
@ Mercer	L	65-67
@ Troy State	L	73-85
Jacksonville State	W	68-64
Samford	W-OT	71-68
@ Campbell	W	77-67
@ Georgia State	L	63-78
#vs. Jacksonville State	W	74-55
#vs. Mercer	W	84-79
#vs. Samford	L	69-78

* SoCon Holiday Hoops
# TAAC Tournament

2000-01 Schedule

Nov. 24-26	Hawaii Pacific Thanksgiving Classic
Dec. 2	@ Mercer
Dec. 9	@ Miami
Dec. 12	@ Middle Tennessee State
Dec. 15	@ South Florida
Dec. 18	Wartburg
Dec. 22	@ UNC-Wilmington
Dec. 28	Marist
Dec. 30	East Carolina
Jan. 2	@ Troy State
Jan. 6	Jacksonville State
Jan. 11	@ Campbell
Jan. 13	@ Georgia State
Jan. 18	Stetson
Jan. 20	Jacksonville
Jan. 23	Florida Atlantic
Jan. 27	@ Stetson
Jan. 29	@ Jacksonville
Jan. 31	Hampton
Feb. 3	@ Florida Atlantic
Feb. 8	Troy State
Feb. 10	Mercer
Feb. 15	@ Samford
Feb. 17	@ Jacksonville State
Feb. 22	Georgia State
Feb. 24	Campbell

Columbia

November 21, 2000 - 7:30 p.m. - Miami Arena

Location	New York, NY
Enrollment	4,700
Conference	Ivy League
Nickname	Lions
Colors	Columbia Blue & White
Arena (Capacity)	Levien Gymnasium (3,400)
1999-00 Overall Record	13-14
1999-00 Conference Record/Finish	7-7/T-3rd
1999-00 Post-Season Play	None
All-time Record vs. UM	1-1
Last Meeting	December 29, 1995 - UM 69, Columbia 62
President	Dr. George Rupp
Athletic Director	Dr. John A. Reeves
Athletic Communications Contact	Todd Kennedy
SID Office Phone	(212) 854-2534
Address	Dodge Fitness Center 3030 Broadway New York, NY 10027
Fax	(212) 854-8168
Press Row	(212) 854-2534
Head Coach	Armond Hill (Princeton '85)
Record at Columbia	47-84 (5 years)
Overall Record	47-84 (5 years)
Assistants	Bill Johnson (Nebraska '88) Walt Townes (Clark '84) Lyman Casey (Santa Clara '93)

Numerical Roster

No	Name	Pos	Ht	Wt	Class	Previous School/Hometown
4	Victor Muñoz	G	6-0	180	So.	Harvard/Westlake Prep/E. Los Angeles, CA
10	Brad Johnson	G	6-0	170	Fr.	Cardinal Gibbons/Raleigh, NC
11	Marco McCottry	F	6-5	205	Fr.	Hawken School/Cleveland Heights, OH
12	Derrick Mayo	G	6-1	195	So.	Babylon/W. Babylon, NY
14	Jaime Irvine	G	6-4	180	Fr.	Notre Dame Prep/Virginia Beach, VA
15	Treg Duerksen	G	6-3	190	Jr.	Goessel/Hillsboro, KS
21	Egan Hill	G	6-3	200	Fr.	Roosevelt/Des Moines, IA
22	Prince Ogbogu	F	6-5	210	Fr.	University School/Orange, OH
23	Craig Austin	F	6-6	210	So.	St. Francis/Marilla, NY
25	Patrick Hernandez	F	6-4	215	Sr.	Solebury School/Bronx, NY
32	Joe Case	F	6-7	215	So.	East/Sioux City, IA
33	Michael Merley	C/F	6-7	220	Jr.	Canyon del Oro/Tucson, AZ
42	Marc Simon	F	6-8	225	So.	Shipley School/Rydal, PA
43	Tongo Eisen-Martin	C	6-8	185	So.	Branson School/San Francisco, CA
44	Mike McBrien	F/C	6-7	200	So.	Jesuit/Carmichael, CA
52	Chris Wiedemann	C	6-9	235	Fr.	San Ramon Valley/Pleasanton, CA

1999-00 Results (13-14, 7-7 Ivy League)

Lafayette	L	52-59
@ Duke	L	52-99
Stevens Tech	W	77-41
@ Quinnipiac	L	39-49
@ Monmouth	W	61-45
West Carolina	L	81-83
@ Stony Brook	L	50-63
Lehigh	W	67-65
@ Seton Hall	L	58-60
Davidson	L	47-50
@ New Hampshire	W	72-57
Wagner	W	62-56
@ Army	W	46-45
Cornell	W	75-58
@ Cornell	W	69-66
Pennsylvania	L	37-63
Princeton	L	46-53
@ Dartmouth	L	46-52
@ Harvard	W	71-56
Brown	W	68-59
Yale	L	59-65
@ Princeton	L	52-81
@ Pennsylvania	L	58-81
@ Yale	W	72-67
@ Brown	W	53-48
Harvard	L	59-61
Dartmouth	W	70-63

2000-01 Schedule

Nov. 17-18	@Mohegan Sun Tourn.+
Nov. 21	@Miami
Nov. 25	Mount St. Mary's
Nov. 29	@Lafayette
Dec. 2	@Villanova
Dec. 6	Army
Dec. 9	Stony Brook
Dec. 11	@Lehigh
Dec. 28	@Syracuse
Jan. 3	@Wagner
Jan. 7	Binghamton
Jan. 12	@Pennsylvania
Jan. 13	@Princeton
Jan. 20	@Cornell
Jan. 22	Albany
Jan. 27	Cornell
Feb. 2	Dartmouth
Feb. 3	Harvard
Feb. 9	@Brown
Feb. 10	@Yale
Feb. 16	Princeton
Feb. 17	Pennsylvania
Feb. 23	Yale
Feb. 24	Brown
Mar. 2	@Harvard
Mar. 3	@Dartmouth

Connecticut

January 20, 2001 - 4:00 p.m. - Miami Arena
February 24, 2001 - 3:30 p.m. - Storrs, CT

Location	Storrs, CT
Enrollment	21,901
Conference	BIG EAST
Nickname	Huskies
Colors	National Flag Blue and White
Arena (Capacity)	Gampel Pavilion (10,027)/Hartford Civic Center (16,294)
1999-00 Overall Record	25-10
1999-00 Conference Record/Finish	10-6/4th
1999-00 Post-Season Play	1-1, NCAA 2nd Round
All-time Record vs. UM	11-5
Last Meeting	February 19, 2000 - UM 63, UC 57
President	Dr. Philip E. Austin
Athletic Director	Lew Perkins
Assoc. AD/Communications	Tim Tolokan
SID Office Phone	(860) 486-3531
Tolokan's Home Phone	(860) 487-0426
Address	2095 Hillside Road Gampel Pavilion Room 130 Storrs, CT 06269-3078
Fax	(860) 486-5085
Press Row	(860) 486-1888
Head Coach	Jim Calhoun (AIC '68)
Record at Connecticut	329-130 (14 years)
Overall Record	579-267-7 (28 years)
Associate Head Coach	Dave Leitao (Northeastern '83)
Assistants	Karl Hobbs (Connecticut '85) Tom Moore (Boston University '87)

Numerical Roster

No	Name	Pos	Ht	Wt	Class	Previous School/Hometown
3	Caron Butler	F	6-7	235	Fr.	Maine Central Institute/Racine, WI
4	Ajou Deng	F	6-10	225	Jr.	St. Thomas Moore (CT)/London, England
10	Kwasi Gyambibi	G	6-0	175	Jr.	Church Farm School (PA)/Norwalk, CT
12	Taliek Brown	G	6-1	185	Fr.	St. John's Prep/Corona Park, NY
20	Justin Brown	C	7-0	245	So.	Australian Institute/Perth, Australia
21	Scott Hazelton	F	6-8	210	Fr.	Central Catholic/Reading, MA
23	Albert Mouring	G	6-3	190	Sr.	Colonel Richardson/Preston, MD
30	Shamon Tooles	G/F	6-5	210	Fr.	Coatesville/Coatesville, PA
32	Tony Robertson	G	6-2	200	So.	St. Andrew's/East Providence, RI
34	Souleymane Wane	C/F	6-11	240	Sr.	Redemption Christian Academy/Dakar, Senegal
35	Mike Woodward	G	6-5	215	So.	Rocky River/Rocky River, OH
44	Johnnie Selvie	F	6-7	235	Jr.	Southeastern (IA) CC/Flint, MI
50	Marcus Cox	G	6-4	190	So.	Kolbe Cathedral/Bridgeport, CT
51	Edmund Saunders	F	6-8	230	Sr.	Holy Cross/Waterbury, CT

1999-00 Results (25-10, 10-6 BIG EAST)

vs. Iowa	L	68-70
vs. Duke	W	71-66
Vermont	W	89-52
Massachusetts	W	79-65
Coppin State	W	89-44
UNC Asheville	W	98-68
vs. Arizona	W	78-69
Fordham	W	94-75
Fairfield	W	84-60
@Houston	L	82-76
Sacred Heart	W	83-56
Notre Dame	L	70-75
@ Pittsburgh	W	73-51
Texas	W	76-67
St. John's	L	77-82
@ Georgetown	W	92-71
@Syracuse	L	74-88
Providence	W	64-50
Seton Hall	W	66-56
@ Villanova	W	74-60
@Michigan State	L	66-85
Boston College	W	87-58
@Notre Dame	L	66-68
@Seton Hall	W	59-50
Miami	L	57-63
@ St. John's	L	64-79
West Virginia	W	72-71
@Rutgers	W	74-69
Syracuse	W	69-54
#vs. Boston College	W	70-55
#vs. Seton Hall	W	79-64
#vs. Georgetown	W	70-55
#vs. St. John's	L	70-80
*vs. Utah State	W	75-67
*vs. Tennessee	L	51-65

AT&T BIG EAST Championship
* NCAA Tournament

2000-01 Schedule

Nov. 8	Marathon Basketball (Exhibition)
Nov. 14	NY All-Stars (Exhibition)
Nov. 17	Quinnipiac
Nov. 20-22	@Maui Invitational
Nov. 28	Brown
Nov. 30	Houston
Dec. 2	New Hampshire
Dec. 9	Arizona
Dec. 12	vs. Massachusetts
Dec. 22	Fairfield
Dec. 26	Rhode Island
Dec. 28	Stony Brook
Jan. 3	@Boston College
Jan. 6	St. John's
Jan. 10	Pittsburgh
Jan. 13	@Providence
Jan. 15	@Texas
Jan. 20	@Miami
Jan. 24	Villanova
Jan. 30	@St. John's
Feb. 3	Virginia Tech
Feb. 6	Providence
Feb. 10	@Villanova
Feb. 13	Boston College
Feb. 17	@Virginia Tech
Feb. 19	@Syracuse
Feb. 24	Miami
Feb. 26	Notre Dame
Mar. 3	@Seton Hall
Mar. 7-10	AT&T BIG EAST Championship

Eastern Illinois

December 18, 2000 - 7:30 p.m. - Miami Arena

Location	Charleston, IL
Enrollment	11,777
Conference	Ohio Valley
Nickname	Panthers
Colors	Blue and Gray
Arena (Capacity)	Lantz Gymnasium (5,300)
1999-00 Overall Record	17-12
1999-00 Conference Record/Finish	11-7/T-3rd
1999-00 Post-Season Play	None
All-time Record vs. UM	1-1
Last Meeting	December 24, 1988 - UM 83, Eastern Illinois 68
President	Dr. Carol Surles
Athletic Director	Dr. Richard McDuffie
Asst. AD/Men's Basketball Contact	David Kidwell
SID Office Phone	(217) 581-7480
Kidwell's Home Phone	(217) 345-4166
Address	600 Lincoln Avenue Charleston, IL 61920
Fax	(217) 581-6434
Press Row	(217) 581-0563
Head Coach	Rick Samuels (Chadron State '70)
Record at Eastern Illinois	292-282 (20 years)
Overall Record	292-282 (20 years)
Assistants	Troy Collier (Eastern Illinois '94) Steve Weemer (Eastern Illinois '94) Mike Church (Northeast Missouri '73)

Numerical Roster

No	Name	Pos	Ht	Wt	Class	Previous School/Hometown
3	Rod Henry	G	6-3	165	R-Fr.	Zion-Benton/Zion, IL
4	Jan Thompson	C	6-11	240	So.	DeKalb/Auburn, IN
5	Craig Lewis	G	6-1	175	So.	Keokuk/Keokuk, IA
10	Chris Herrera	G	5-9	175	R-Fr.	Macomb/Macomb, IL
11	Kyle Hill	G	6-2	180	Sr.	Argo/Summit, IL
12	Matt Britton	G	6-1	180	Sr.	Bloomfield/Bloomfield, IN
22	Eric Sandholm	G	5-10	160	R-Fr.	Mt. Carroll/Dixon, IL
24	Nate Schroeder	F	6-3	178	So.	Concordia Lutheran/Fort Wayne, IN
25	Merve Joseph	F	6-4	218	Sr.	Camp Point Central Wood CC/ Antigua, West Indies
34	Andy Gobczynski	F	6-6	180	Fr.	Teutopolis/Teutopolis, IL
40	John Thorsen	F	6-7	195	Fr.	Schaumburg/Schaumburg, IL
42	Todd Bergmann	F	6-8	207	Jr.	Conant/Elk Grove, IL
44	Henry Domercant	F	6-4	200	So.	North/Naperville, IL
45	Ryan Kelly	F	6-7	210	Fr.	Hersey/Arlington Heights, IL
52	Luke Sharp	F/C	6-8	215	Jr.	Centralia/Irvington, IL
55	Jesse Macksinson	F/C	6-8	205	Fr.	Pontiac/ Pontiac, IL

1999-00 Results (17-12, 11-7 OVC)

@ Iowa	L	79-95
@ Nebraska	L	78-81
Illinois College	W	94-47
@ Middle Tennessee	W	76-72
@ Tennessee Tech	L	97-107
Butler	W	69-60
@ Western Illinois	W	82-66
@ Indiana State	L	91-102
Arkansas State	W	90-70
@ Evansville	L	69-92
Austin Peay	W	75-73
Tennessee State	W	81-50
@ Murray State	L	69-83
@ Tennessee Martin	L	65-74
Middle Tennessee	W	69-63
@ Southeast Missouri	L	66-77
Eastern Kentucky	W	85-57
Morehead State	W	82-69
@ Austin Peay	L	69-70
@ Tennessee State	W	98-78
Tennesse Tech	W	73-64
Murray State	L	67-75
Tennessee-Martin	W	82-75
Saint Francis	W	87-57
Southeast Missouri	L	71-72
@ Eastern Kentucky	W	90-47
@ Morehead State	W	105-92
*Austin Peay	W	107-100
*vs Murray State	L	70-89

*OVC Tournament

2000-01 Schedule

Nov. 8	NBC Thunder (Exhibition)
Nov. 13	Foreign Team (Exhibition)
Nov. 18	@Butler
Nov. 21	@Nebraska
Nov. 27	Western Illinois
Nov. 29	McKendree College
Dec. 2	@Arkansas State
Dec. 5	Evansville
Dec. 7	Carthage College
Dec. 16	@Loyola
Dec. 18	@Miami (FL)
Dec. 21-22	@South Florida Shootout
Jan. 4	@Tennessee State
Jan. 6	@Austin Peay
Jan. 11	Tennessee Martin
Jan. 13	Murray State
Jan. 16	@Tennessee Tech
Jan. 20	Southeast Missouri
Jan. 25	@Morehead State
Jan. 27	@Eastern Kentucky
Feb. 1	Tennessee State
Feb. 3	Austin Peay
Feb. 8	@Tennessee Martin
Feb. 10	@Murray State
Feb. 12	Tennessee Tech
Feb. 17	@Southeast Missouri
Feb. 22	Morehead State
Feb. 24	Eastern Kentucky
Feb. 27-Mar. 3	OVC Tournament

Florida Atlantic

November 18, 2000 - 7:45 p.m. - Boca Raton, FL

Location	Boca Raton, FL
Enrollment	23,000
Conference	Trans America Athletic
Nickname	Owls
Colors	Blue and Gray
Arena (Capacity)	FAU Gymnasium (5,000)
1999-00 Overall Record	2-28
1999-00 Conference Record/Finish	0-18/10th
1999-00 Post-Season Play	None
All-time Record vs. UM	0-13
Last Meeting	December 27, 1999-Miami 89, Florida Atlantic 52
President	Dr. Anthony J. Catanese
Athletic Director	Thomas M. Cargill
Asst. AD/Men's Basketball Contact	John McMahon
SID Office Phone	(561) 297-3163
McMahon's Home Phone	(561) 865-0363
E-Mail	owlsvoice@aol.com
Address	777 Glades Road Boca Raton, FL 33431
Fax	(561) 297-2996
Press Row	(561) 338-1682
Web Site	www.fausports.com
Head Coach	Sidney Green (UNLV '83)
Record at Florida Atlantic	2-28 (1 year)
Overall Record	51-88 (5 years)
Assistants	Ken Huber (Ohio State '96) Tom McCorry (Manhattan '62) Jeff Estis (Miami, FL '94)

Numerical Roster

No	Name	Pos	Ht	Wt	Class	Previous School/Hometown
00	Nick Neumann	C	7-0	245	So.	Binghampton Univ./Stuart, FL
1	Raheim Brown	F	6-10	210	Jr.	USF/Orlando, FL
2	Robert Williams	F?C	6-8	225	Fr.	HainesCity HS/Haines City, FL
12	Earnest Crumbley	G	5-10	175	Fr.	Lakewood HS-SC/St. Petersburg, FL
15	Clay Fuller	G/F	6-5	215	Fr.	Daniel HS/Sautee-Naxoochee, GA
21	John Smart	G	5-10	160	Jr	Seward County CC/Wichita, KS
22	Motiejus Rimeris	F	6-8	200	Sr	Erie CC/Vilnius, Lithuania
23	Tyler Zornes	G	6-2	175	Fr	Boyd County HS/Ashland, KY
25	Jeff Cowans	G	6-2	170	Fr	Dr. Phillips HS/Orlando, FL
30	Pierre Downing	F	6-6	225	Fr	Princeton Day/Trenton, NJ
33	Jeff Hamilton	F	6-7	210	Fr	Humble HS/Humble, TX
42	Daryl Dingle	F	6-7	225	Jr	Seminole/Miami, FL

1999-00 Results (2-28, 0-18 TAAC)

@Syracuse	L	79-105
@Bethune-Cookman	L	60-90
Nova Southeastern	W	67-63
Mercer	L	73-92
South Florida	L	80-109
@Fresno State	L	80-98
@Hawaii	L	60-87
vs. Creighton	L	46-66
vs. Western Illinois	L	53-73
@Miami	L	52-89
Troy State	L	51-77
@Jacksonville State	L	46-68
@Samford	L	46-90
Campbell	L	61-72
Georgia State	L	67-89
J@Stetson	L	56-76
@Jacksonville	L	63-82
Central Florida	L	68-84
Stetson	L	62-73
Jacksonville	L	60-75
@Central Florida	L	59-86
@Troy State	L	66-88
@Mercer	L	57-58
Samford	L	56-75
Jacksonville State	L	61-71
@UNLV	L	60-81
@Georgia State	L	62-86
@Campbell	L	62-75
*vs. Stetson	W	66-56
*vs. Georgia State	L	54-77

* TAAC Tournament

2000-01 Schedule

Nov. 18	Miami
Nov. 21	Hofstra
Nov. 24-25	@ Florida International Tournament
Nov. 27	@Florida
Nov. 30	@San Diego State
Dec. 2	@Troy State
Dec. 9	@Virginia Commonwealth
Dec. 18	Birmingham Southern
Dec. 20-22	@Puerto Rico Holiday Shootout
Dec. 30	@Liberty
Jan. 3	@Mercer
Jan. 6	Samford
Jan. 8	Jacksonville State
Jan. 11	@Georgia State
Jan. 13	@Campbell
Jan. 18	Jacksonville
Jan. 20	Stetson
Jan. 22	@Central Florida
Jan. 27	@Jacksonville
Jan. 29	@ Stetson
Feb. 3	Central Florida
Feb. 8	Mercer
Feb. 10	Troy State
Feb. 15	@Jacksonville State
Feb. 17	@Samford
Feb. 22	Campbell
Feb. 24	Georgia State
Feb. 28-Mar. 3	TAAC Tournament

Lehigh

December 27, 2000 - 4:00 p.m. - Miami Arena

Location	Bethlehem, PA
Enrollment	4,400
Conference	Patriot League
Nickname	Mountain Hawks
Colors	Brown and White
Arena (Capacity)	Stabler Arena (5,600)
1999-00 Overall Record	8-21
1999-00 Conference Record/Finish	3-9/T-8th
1999-00 Post-Season Play	None
All-time Record vs. UM	1-3
Last Meeting	December 30, 1996 - UM 68, Lehigh 32
President	Dr. Gregory Farrington
Athletic Director	Joe Sterrett
Media Relations Director	Jim Marshall
SID Office Phone	(610) 758-6631
Marshall's Home Phone	(610) 533-0838
Address	Taylor Gymnasium 641 Taylor Street Bethlehem, PA 18015
Fax	(610) 758-4407
Website	www.lehigh.edu/sports
Press Row	(610) 758-3174
Head Coach	Sal Mentesana (Providence '69)
Record at Lehigh	25-86 (4 years)
Overall Record	143-191 (13 years)
Associate Head Coach	Jeff Wilson (East Stroudsburg '86)
Assistants	Glenn Noack (Bloomsburg '86)

Numerical Roster

No	Name	Pos	Ht	Wt	Class	Previous School/Hometown
1	Zlatko Savovic	G	6-3	200	So.	Everett/Everett, WA
3	Matt Crawford	C	6-10	230	So.	Vero Beach/Vero Beach, FL
4	Tiwaun Hawkins	G	6-1	170	Sr.	Bishop Eutice/Atco, NJ
5	Matt Logie	G	6-4	180	Fr.	Mercer Island/Mercer Island, WA
20	Ra Tia	G	5-11	180	Fr.	LaSalle Academy/Tabor Academy/Providence, RI
21	Alan Goff	G/F	6-4	185	So.	Terre Haute No./Vincennes JC/Terre Haute, IN
22	Ed Lacayo	F	6-5	215	Sr.	Northfield Mt. Hermon/Bronx, NY
23	Bobby Willis	F	6-5	200	Sr.	Midwood/Brooklyn, NY
30	Steve Callahan	G/F	6-4	190	Fr.	Hinsdale Central/Hinsdale, IL
33	Scott Taylor	F	6-7	210	Jr.	Newton North/Newton, MA
34	Robert Mbom	F/C	6-5	260	Jr.	Bishop Ford/Brooklyn, NY
35	Alex Jensen	G	6-2	175	Fr.	Stonington/Mystic, CT
42	Sah-U-Ra Brown	F/C	6-10	220	Sr.	Holy Trinity/N. Amityville, NY
44	Will Sterling	C	6-10	230	Fr.	Marine Military Academy/Highland Park, TX

1999-00 Results (6-21, 3-9 Patriot)

Yale	W	69-56
@ Penn State	L	56-69
Harvard	L	62-72
Wagner	L	68-71
@ Vermont	L	59-71
Drew	W	96-62
@ Columbia	L	65-67
@ Manhattan	L	67-106
@ Cornell	L	65-69
@ Pepperdine	L	38-83
@ San Diego	L	61-67
Army	W	81-64
Pennsylvania	L	54-59
@ Colgate	L	61-77
Bucknell	L	57-67
@ Lafayette	L	68-87
@ Navy	L	75-100
Holy Cross	W	64-57
@ Army	W	75-49
@ Brown	L	71-74
Colgate	L	43-65
@ Bucknell	L	56-73
Lafayette	L	63-77
Navy	L	53-89
@ Holy Cross	L	52-72
*@ Bucknell	W	73-62
*@ Lafayette	L	60-66

* Patriot League Tournament

2000-01 Schedule

Nov. 19	Vermont
Nov. 21	@ Wagner
Nov. 25	@ Harvard
Nov. 28	Swarthmore
Dec. 2	Delaware State
Dec. 5	@ Air Force
Dec. 9	Dartmouth
Dec. 11	Columbia
Dec. 22	Cornell
Dec. 27	@ Miami
Dec. 30	@ Jacksonville
Jan. 3	Brown
Jan. 6	@ New Hampshire
Jan. 10	@ Lafayette
Jan. 13	Holy Cross
Jan. 17	Army
Jan. 20	@ Colgate
Jan. 24	@ Pennsylvania
Jan. 27	Bucknell
Jan. 31	Navy
Feb. 3	Lafayette
Feb. 10	@ Army
Feb. 14	Colgate
Feb. 17	@ Albany
Feb. 21	@ Bucknell
Feb. 24	@ Navy
Mar. 3-9	Patriot League Tournament

Memphis

December 21, 2000 - 7:30 p.m. - Miami Arena

Location	Memphis, TN
Enrollment	21,100
Conference	Conference USA
Nickname	Tigers
Colors	Royal Blue, Gray
Arena (Capacity)	The Pyramid
1999-00 Overall Record	15-16
1999-00 Conference Record/Finish	7-9/T-3rd National Division
1999-00 Post-Season Play	None
All-time Record vs. UM	4-6
Last Meeting	December 4, 1999 - Memphis 82, UM 72
President	Dr. Ralph J. Faudre
Athletic Director	R.C. Johnson
Asst. AD/Men's Basketball Contact	Ron Mears
SID Office Phone	(901) 678-2337
Mears' Home Phone	(901) 748-1995
Address	570 Normal, AOB Room 203 Memphis, TN 38152
Fax	(901) 678-4134
Press Row	(901) 427-9943
Head Coach	John Calipari (Clarion State, '82)
Record at Memphis	First Year
Overall Record	193-71 (8 years)
Assistants	Tony Barbee (Massachusetts, '93) Steve Roccaforte (Lamar, '89) Derek Kellogg (Massachusetts, '95)

Numerical Roster

No	Name	Pos	Ht	Wt	Class	Previous School/Hometown
3	Scooter McFadgon	G	6-5	190	Fr.	Raleigh-Egypt HS/Memphis, TN
4	Nathaniel Root	G	5-11	170	So.	Adamsville HS/Adamsville, TN
5	Courtney Trask	G	6-3	174	So.	Parkview Baptist HS/Baton Rouge, LA
10	Antonio Burks	G	5-10	170	So.	Booker T. Washington HS/Memphis, TN
12	Rashid Dunbar	G	6-3	235	Fr.	Marist HS/Bayonne, NJ
14	Paris London	F	6-8	240	Jr.	Hamilton HS/Memphis, TN
15	Shyrone Chatman	G	6-4	209	Sr.	McKinley HS/Baton Rouge, LA
20	John Grice	F	6-6	205	Jr.	Shelby State CC/ Memphis, TN
30	Earl Barron	C	6-11	215	So.	Clarksdale HS/Clarksdale, MS
32	Marcus Moody	G	6-5	185	Sr.	Overton/Memphis, TN
40	Shannon Forman	F	6-5	219	Sr.	Northwest Mississippi CC/ Baton Rouge, LA
43	Modibo Diarra	C	6-9	235	Fr.	Notre Dame Prep/ Mali, West Africa
45	Kelly Wise	F	6-10	213	Jr.	Choctawhatchee HS/Fort Walton Beach, FL
50	Arthur Barclay	F	6-8	225	Fr.	Camden HS/Camden, NJ
55	Shamel Jones	F/C	6-9	220	Sr.	Paul Roberson HS/Brooklyn, NY

1999-00 Results (15-16, 7-9 C-USA)

vs. Georgetown	L	55-71
vs. Southern California	L	65-92
vs. Chaminade	W	83-65
Alabama A&M	W	97-66
Jackson State	W	79-74
Miami	W	82-72
@ Kansas State	L	61-62
@ Mississippi	L	64-74
@ Arkansas State	L	72-84
Tennessee	L	69-74
UL-Monroe	W	76-61
Grambling	W	98-59
DePaul	L	65-71
Arkansas	W	76-71
@ St. Louis	L	67-75
South Florida	W	78-74
@ Cincinnati	L	55-75
Houston	L	89-98
UAB	W	70-84
@ Southern Mississippi	L	66-67
Louisville	L	59-74
@ Tulane	L	63-64
Southern Mississippi	L-OT	73-79
@ UAB	L	75-102
UNC Charlotte	W	78-67
@ Houston	W	84-81
@ Marquette	W	53-49
Tulane	W	77-49
@ South Florida	W	91-72
*South Florida	W	60-58
*DePaul	L	76-80

*Conference USA Tournament

2000-01 Schedule

Nov. 17	Temple
Nov. 23-25	Puerto Rico Shootout
Nov. 29	Tennessee-Martin
Dec. 2	@ Arkansas
Dec. 5	@ Tennessee
Dec. 9	Mississippi
Dec. 14	Arkansas State
Dec. 18	Christian Brothers
Dec. 21	@ Miami
Dec. 27	Southern Mississippi
Dec. 30	Kansas State
Jan. 3	Howard
Jan. 6	@ Houston
Jan. 13	@ DePaul
Jan. 18	St. Louis
Jan. 20	Houston
Jan. 24	@ Tulane
Jan. 27	@ UAB
Feb. 3	Marquette
Feb. 7	@ South Florida
Feb. 10	Tulane
Feb. 15	Cincinnati
Feb. 17	@ UNC Charlotte
Feb. 19	UAB
Feb. 25	South Florida
Feb. 28	@ Southern Mississippi
Mar. 3	@ Louisville
Mar. 7-10	Conference USA Tournament

Nebraska

December 16, 2000 - 1:00 p.m. - National Car Rental Center

Location	Lincoln, NE
Enrollment	25,000
Conference	Big 12 Conference
Nickname	Cornhuskers
Colors	Scarlet & Cream
Arena (Capacity)	Bob Devaney Sports Center (13,500)
1999-00 Overall Record	11-19
1999-00 Conference Record/Finish	4-12/Tie 8th
1999-00 Post-Season Play	None
All-time Record vs. UM	1-1
Last Meeting	December 18, 1971 - Nebraska 85, UM 58
President	Dr. Harvey Perlman
Athletic Director	Bill Byrne
Asst. AD/Men's Basketball Contact	Keith Mann
SID Office Phone	(402) 472-2263
Mann's Home Phone	(402) 477-1859
E-Mail	kmann@huskers.unl.edu
Address	116 South Stadium P.O. Box 880123 Lincoln, NE 68588-0123
Fax	(402) 472-2005
Press Row	(402) 472-2279
Head Coach	Barry Collier (Butler '76)
Record at Nebraska	First Year
Overall Record	196-132 (11 years)
Assistants	Dave Campbell (Catawba '66) Kevin Mouton (San Francisco '89) Reggie Rankin (Ohio '89)

Numerical Roster

No	Name	Pos	Ht	Wt	Class	Previous School/Hometown
0	Danny Walker	G	6-1	190	Sr.	Compton CC/Los Angeles, CA
3	Cary Cochran	G	6-1	185	Jr.	Neola-Tri Center/Minden, IA
11	Rodney Fields	G	6-2	210	Sr.	Tyler JC/Tampa, FL
15	Steffon Bradford	F	6-6	240	Sr.	Compton CC/Clewiston, FL
20	Brian Conklin	F/C	6-11	215	Fr.	Hubbard, OH
23	Ross Buckendahl	F	6-5	210	Sr.	Northeast CC/Battle Creek, NE
30	Cookie Belcher	G	6-4	205	Sr.	Mexico, MO
31	Kimani Ffriend	C	6-11	220	Sr.	Gulf Coast CC/Kingston, Jamaica
32	John Robinson II	G	6-1	185	Jr.	U. of New Mexico/Channelview, TX
34	Craig Wortmann	G	6-4	195	Sr.	Hartington CC/Hartington, NE
41	Ben Chesnut	F	6-6	210	Fr.	Millard North/Omaha, NE
55	Ryan Thomas	G	6-2	185	Jr.	St. Joseph, MI
	Kevin Augustine	G	6-0	185	Jr.	Southern California/Santa Ana, CA
	Kedrick Ford	G	6-2	185	Jr.	Neosho CC/Macon, GA
	Danal Young	F	6-4	190	Jr.	Cowley CC/Riverdale, CA

1999-00 Results (11-19, 4-12 BIG 12)

Eastern Illinois	W	81-78
@Southern Mississippi	L	75-48
@Northwestern	W	61-52
@Rutgers	L	81-62
W. Carolina	L	74-72
Monmouth	W	63-47
@Creighton	L	88-72
Pittsburgh	W	69-57
vs. Arizona	L	80-59
San Francisco	L	64-60
Oral Roberts	W	80-65
Minnesota	W	90-78
Pacific	W	92-68
@Kansas State	L	97-79
Iowa State	L	66-65
@Kansas	L	97-82
Texas Tech	W	70-67
Baylor	W	69-55
@Texas	L	82-55
Kansas State	W	81-72
Missouri	L	84-78
@Colorado	L	70-58
@Iowa State	L	87-65
Oklahoma	L	62-54
@Oklahoma State	L	94-55
Kansas	L	83-58
Colorado	W	69-64
@Missouri	L	86-72
@Texas A&M	L	83-76
#vs. Baylor	L	63-55

#Big 12 Tournament

2000-01 Schedule

Nov. 7	Global Sports (Exhibition)
Nov. 14	Sport Tours International (Exhibition)
Nov. 18	@Oral Roberts
Nov. 21	Eastern Illinois
Nov. 27	Winthrop
Dec. 2	@Pittsburgh
Dec. 8-9	Husker Team Classic
Dec. 16	vs. Miami
Dec. 20-22	San Juan Shootout
Dec. 28	@Minnesota
Dec. 30	Murray State
Jan. 2	Creighton
Jan. 7	@Missouri
Jan. 13	Texas
Jan. 17	@Kansas
Jan. 20	Iowa State
Jan. 24	Missouri
Jan. 27	@Oklahoma
Jan. 30	@Kansas State
Feb. 3	Colorado
Feb. 6	Oklahoma State
Feb. 10	@ Baylor
Feb. 14	Kansas State
Feb. 17	@Colorado
Feb. 21	@Texas Tech
Feb. 25	Kansas
Feb. 28	Texas A&M
Mar. 3	@Iowa State
Mar. 8-11	Phillips 66 Big 12 Tournament

North Carolina

December 4, 2000 - 7:00 p.m. - Chapel Hill, NC

Location	Chapel Hill, NC
Enrollment	24,635
Conference	Atlantic Coast
Nickname	Tar Heels
Colors	Carolina Blue and White
Arena (Capacity)	Dean E. Smith Center (21,572)
1999-00 Overall Record	22-14
1999-00 Conference Record/Finish	9-7/Tied 3rd
1999-00 Post-Season Play	4-1
All-time Record vs. UM	5-0
Last Meeting	December 18, 1999 - North Carolina 78, UM 68
President	James Moeser (Texas '61)
Athletic Director	Dick Baddour (UNC '66)
Asst. AD/Men's Basketball Contact	Steve Kirschner
SID Office Phone	(919) 962-2123/1376
Kirschner's Home Phone	(919) 484-0664
E-Mail	skirschner@uncaa.unc.edu
Address	P.O. Box 2126 Chapel Hill, NC 27515
Fax	(919) 962-0612
Press Row	(919) 962-8815/8816
Web Site	TarHeelBlue.com
Head Coach	Matt Doherty (North Carolina '84)
Record at North Carolina	First Year
Overall Record	22-15 (One Year)
Assistants	Doug Wojcik (U.S. Naval Academy '90) Fred Quartlebaum (Fordham '89) Bob MacKinnon (Illinois State '96)

Numerical Roster

No	Name	Pos	Ht	Wt	Class	Previous School/Hometown
00	Brendan Haywood	C	7-0	264	Sr.	Dudley/Greensboro, NC
3	Brian Morrison	G	6-2	175	Fr.	Lake Washington/Redmond, WA
4	Jason Parker	F	6-8	235	Fr.	West Charlotte/Charlotte, NC
11	Michael Brooker	G/F	6-6	219	Sr.	Brentwood Academy/Sandersville, GA
13	Neil Fingleton	C	7-6	295	Fr.	Holy Name Central Catholic/Durham, England
14	Jonathan Holmes	G	6-0	175	So.	Bloomington South/Bloomington, IN
15	Kenny White	G	6-0	174	Sr.	Oak Hill Academy/Chattanooga, TN
22	Ronald Curry	G	6-2	200	So.	Hampton/Hampton, VA
24	Max Owens	G/F	6-5	198	Sr.	Mt. Zion Academy/Macon, GA
25	Jason Capel	F/G	6-8	224	Jr.	St. John's Prospect Hall/Chesapeake, VA
31	Adam Boone	G	6-2	182	Fr.	Minnetonka/Minnetonka, MN
32	Orlando Melendez	F	6-8	200	Jr.	McDowell County/Juana Diaz, P.R.
35	Jim Everett	F	6-8	220	Sr.	Providence Day/Charlotte, NC
40	Joseph Forte	G	6-4	185	So.	DeMatha/Greenbelt, MD
42	Kris Lang	F/C	6-11	243	Jr.	Hunter Huss/Gastonia, NC
44	Will Johnson	F	6-8	211	So.	Hickory/Hickory, NC
45	Julius Peppers	F	6-6	280	So.	Southern Nash/Bailey, NC
50	Brian Bersticker	F/C	6-10	232	Jr.	Kempsville/Virginia Beach, VA

1999-00 Results (22-14, 9-7 ACC)

vs. Southern California	W	82-65
vs. Georgetown	W	85-79
vs. Purdue	W	90-75
Michigan State	L	76-86
vs. Coll. of Charleston	W	72-54
vs. UNLV	W	102-78
@Buffalo	W	91-67
vs. Cincinnati	L	68-77
Tennessee Tech	W	85-59
@Miami	W	78-68
vs. Indiana	L	73-82
@Louisville	L	80-97
Howard	W	86-53
Clemson	W	65-45
NC State	W	83-75
@Wake Forest	L	57-66
UCLA	L	68-71
@Virginia	L	85-87
Florida State	L	71-76
Maryland	W	75-63
@Georgia Tech	W	70-53
Duke	L	86-90
@Clemson	W	73-60
@NC State	W	70-62
Wake Forest	W	87-64
Virginia	L	76-90
@Florida State	W	70-67
@Maryland	L	73-81
Georgia Tech	W	74-72
@Duke	L	76-90
# vs. Wake Forest	L	52-58
* vs. Missouri	W	84-70
* vs. Stanford	W	60-53
* vs. Tennessee	W	74-69
* vs. Tulsa	W	59-55
* vs. Florida	L	59-71

ACC Tournament
* NCAA Tournament

2000-01 Schedule

Nov. 18	Georgetown
Nov. 25	@ Norfolk State
Dec. 3-4	@ Hawaii Power Bar Invitational
Dec. 10	Southern University
Dec. 18	Miami
Dec. 20	@ Villanova
Dec. 23	Virginia Commonwealth
Dec. 30	@ Eastern Kentucky
Jan. 2	@ Florida Atlantic
Jan. 4	@ Central Florida
Jan. 7	Florida Atlantic
Jan. 9	Central Florida
Jan. 14	Campbell
Jan. 16	@ Troy State
Jan. 19	@ Mercer
Jan. 23	Samford
Jan. 25	@ Jacksonville State
Jan. 28	Jacksonville State
Jan. 30	Stetson
Feb. 6	@ Fresno State
Feb. 8	@ Centenary
Feb. 11	Jacksonville State
Feb. 13	@ Samford
Feb. 18	@ Campbell
Feb. 20	Mercer
Feb. 25-27	@ TAAC Tournament

North Carolina Charlotte

November 28, 2000 - 7:30 p.m. - Charlotte, NC

Location	Charlotte, NC
Enrollment	16,844
Conference	Conference USA
Nickname	49ers
Colors	Green and White
Arena (Capacity)	Halton Arena (9,105)
1999-00 Overall Record	17-16
1999-00 Conference Record/Finish	7-9/7th
1999-00 Post-Season Play	0-1
All-time Record vs. UM	2-1
Last Meeting	December 7, 1999 - UNCC 75, UM 65
President	Dr. James H. Woodward
Athletic Director	Judy Rose
Asst. AD/Men's Basketball Contact	Thomas E. Whitestone
SID Office Phone	(704) 687-6310
Whitestone's Home Phone	(704) 795-4529
E-Mail	tewhites@email.uncc.edu
Address	9201 Univ. City Blvd. Student Activity Center, Third Floor Charlotte, NC 28223
Fax	(704) 687-4918
Press Row	(704) 687-4999
Web Site	www.charlotte49ers.com
Head Coach	Bobby Lutz (Charlotte '80)
Record at Charlotte	40-27 (2 years)
Overall Record	221-118 (11 years)
Assistants	Orlando Early (Gardner-Webb '90) Lane Odom (High Point '89) Rob Moxley (Pfeiffer '94)

Numerical Roster

No	Name	Pos	Ht	Wt	Class	Previous School/Hometown
1	James Zimmerman	G	6-5	200	Sr.	Indian Hills CC/High Point, NC
2	Tory Reed	F	6-8	240	Fr.	Maine Central/Cleveland, OH
3	KenKay Jones	F	6-9	215	Sr.	SMSU-West Plains JC/Lillington, NC
5	Rodney White	F	6-8	230	Fr.	Newport Prep/Morrisville, PA
10	Cam Stephens	F	6-8	220	Jr.	Vincennes University/Ft. Wayne, IN
11	Demon Brown	G	6-1	175	Fr.	Maine Central/Baltimore, MD
13	Jermaine Williams	C	6-10	225	Jr.	San Jacinto JC/Dallas, TX
21	Diego Guevara	G	6-1	185	Sr.	Valencia Carabobo, Venezuela
25	Dee Tolliver	G	6-4	175	Sr.	Oak Hill/Garner, NC
31	Jobey Thomas	G	6-4	195	Jr.	Independence/Charlotte, NC
41	Johnathan Williams	G	6-2	185	So.	Bolivia, NC
50	Malik El-Tamer	C	6-10	235	Jr.	Casper JC/Cologne, Germany
54	Kevin "Butter" Johnson	F	6-7	200	Fr.	Milford Academy/New York, NY

1999-00 Results (17-16, 7-9 Conference USA)

St. Bonaventure	W	66-56
@Pepperdine	W	80-74
vs. St. Bonaventure	L	66-75
Davidson	W	74-55
@Virginia Tech	L	52-60
@Miami	W	75-65
Rhode Island	W	84-61
vs. Illinois-Chicago	W	87-61
vs. Tulsa	L	61-76
vs. Southern Illinois	L	65-66
@South Carolina	L	65-71
@George Washington	W	98-93
@Cincinnati	L	54-81
@DePaul	L	75-77
Houston	W	92-74
Saint Louis	W	72-51
@Marquette	L	55-65
@Louisville	W	69-59
Old Dominion	W	72-48
Marquette	W	60-54
Cincinnati	L	62-70
DePaul	L	66-80
@Southern Miss	W	66-52
@South Florida	L	83-87
Louisville	L	51-67
@Memphis	L	67-78
Tulane	W	78-59
@Saint Louis	L	63-72
UAB	W	61-37
* vs. UAB	W	76-73
* vs. Louisville	W	57-52
* vs. DePaul	L	49-56
$ vs. Mississippi	L	45-62

* Conference USA Tournament
$ NIT

2000-01 Schedule

Nov. 17-18	CoSIDA Classic
Nov. 25	@ St. Bonaventure
Nov. 28	Miami
Dec. 2	South Carolina
Dec. 6	Charleston Southern
Dec. 9	@ Davidson
Dec. 16	@ Indiana
Dec. 20	@ UTEP
Dec. 29-30	azcentral.com Classic
Jan. 3	George Washington
Jan. 6	@ Cincinnati
Jan. 10	South Florida
Jan. 13	St. Louis
Jan. 17	@ DePaul
Jan. 20	@ Marquette
Jan. 24	@ UAB
Jan. 27	Southern Mississippi
Feb. 1	Cincinnati
Feb. 4	@ Houston
Feb. 11	@ Louisville
Feb. 14	@ Tulane
Feb. 17	Memphis
Feb. 21	Louisville
Feb. 25	@ St. Louis
Feb. 28	DePaul
Mar. 3	Marquette
Mar. 7-10	Conference USA Tournament

Northeastern

November 25, 2000 - Noon - Miami Arena

Location	Boston, MA
Enrollment	12,750
Conference	America East
Nickname	Huskies
Colors	Red & Black
Arena (Capacity)	Cabot Gymnasium (2,500)
1999-00 Overall Record	7-21
1999-00 Conference Record/Finish	5-13/Ninth
1999-00 Post-Season Play	None
All-time Record vs. UM	0-1
Last Meeting	January 31, 1991 - UM 79, Northeastern 63
President	Dr. Richard Freeland
Athletic Director	Ian McCaw
Sports Information Director	Jack Grinold
Men's Basketball Contact	K.J. Cardinal
SID Office Phone	(617) 373-2691
Grinold's Home Phone	(617) 782-5268
Address	360 Huntington Avenue Boston, MA 02115
Fax	(617) 373-3152
Press Row	(617) 373-7925
Head Coach	Rudy Keeling (Quincy College '70)
Record at Northeastern	38-73 (four seasons)
Overall Record	144-195 (12 seasons)
Assistants	Travis Garrett (Stetson '95) Frank Martin (Florida International '93) Stan Nance (Rutgers '78)

Numerical Roster

No	Name	Pos	Ht	Wt	Class	Previous School/Hometown
3	Cleophus Morris	G	5-10	175	Fr.	Denver East HS/Denver, CO
4	Tim West	F	6-5	230	Jr.	Providence-St. Mel HS/Chicago, IL
5	Jean Bain	G	5-11	177	Jr.	Bridgton Academy/Medford, MA
12	Lunzaya Nlandu	F	6-7	230	Fr.	Vanier HS/Montreal, Quebec
14	Toby Brittian	G	6-4	175	So.	Tabor Academy/South Kingstown, RI
22	Charles Cranford	G	6-4	205	Jr.	Coffeyville (MO) CC/New York, NY
23	Jean Francois	F	6-5	215	Fr.	Lake Worth HS/West Palm Beach, FL
30	Marcus Blossom	G	6-2	180	Sr.	Rich South HS/Chicago, IL
31	Quilnlnious Randall	F	6-5	215	Jr.	George Mason/Boston, MA
32	Dwayne Barnes	F	6-4	190	Sr.	Sage JC/East Hartford, CT
34	Tyrone Hamnick	F	6-5	215	Sr.	Western Nebraska CC/Portland, OR
40	George Aygar	C	6-10	200	Sr.	Bunker Hill CC/Istanbul, Turkey
44	Jesse Dunn	F	6-7	200	So.	Mt. Mansfield Union HS/Jericho, VT

1999-00 Results (7-21, 5-13 America East)

@ St. Bonaventure	L	61-65
@ Duquesne	L	77-87
@ UNC Greensboro	L	56-70
Navy	L	57-67
New Hampshire	W	78-66
St. Peter's	L	65-67
@ Hartford	W	72-63
@ Holy Cross	L	71-82
@ Illinois State	L	58-83
@ Drexel	L	67-76
@ Hofstra	L	45-84
@ Boston University	L	45-62
Towson	L	56-60
Delaware	W	90-76
@ Vermont	L	82-85
@ Hartford	L	70-76
Brown	W	80-60
Hofstra	L	59-80
Drexel	L	56-57
@ Maine	L	67-79
@ Towson	W	74-73
@ Delaware	L	64-80
Boston University	L	55-58
Hartford	W	77-61
Vermont	L	68-77
Maine	L-OT	67-70
@ New Hampshire	W	81-77
*vs. Boston University	L	57-83

*America East Tournament

2000-01 Schedule

Nov. 20	@ Navy
Nov. 25	@ Miami
Nov. 28	Harvard
Dec. 1	UNC Greensboro
Dec. 6	Holy Cross
Dec. 9	Boston University
Dec. 16	Rhode Island
Dec. 28-29	@ Hoosier Classic
Jan. 2	@ Maine
Jan. 5	Drexel
Jan. 7	Hofstra
Jan. 11	@ Delaware
Jan. 13	@ Towson
Jan. 16	@ New Hampshire
Jan. 20	Hartford
Jan. 22	Vermont
Jan. 26	@ Hofstra
Jan. 28	@ Drexel
Jan. 30	@ Brown
Feb. 3	@ Boston University
Feb. 8	Delaware
Feb. 10	Towson
Feb. 15	@ Vermont
Feb. 17	@ Hartford
Feb. 23	Maine
Feb. 25	New Hampshire
Mar. 2-10	America East Tournament

Pittsburgh

January 3, 2001 - 7:30 p.m. - Pittsburgh, PA

Location	Pittsburgh, PA
Enrollment	32,293
Founded	1787
Conference	BIG EAST
Nickname	Panthers
Colors	Blue & Gold
Home Arena	Fitzgerald Field House/Mellon Arena
Arena Capacity	FFH (6,798)/MA (17,159)
1999-00 Overall Record	13-15
1999-00 Conference Record/Finish	5-11/11th
1999-00 Post Season Play	None
All-Time Record vs. UM	13-15
Last Meeting	February 29, 2000 - UM 74, UP 66
Chancellor	Mark A. Nordenberg
Athletic Director	Steven C. Pederson
Media Relations Director	E.J. Borghetti
SID Office Phone	(412) 648-8240
Asst. Director/Basketball Contact	Melissa Androutsos
Androutsos Office Phone	(412) 648-8242
Androutsos Home Phone	(412) 681-7587
Androutsos E-mail	melissaa@pitt.edu
SID Mailing Address	Pittsburgh Athletics
Media Relations	3959 Fifth Avenue Brackenridge Hall Pittsburgh, Pa. 15213
FAX	(412) 648-8248
Press Row Phone	(412) 648-2318
Web Site	www.pittsburghpanthers.com
Head Coach	Ben Howland (Weber State, 1980)
Record at Pittsburgh	13-15 (1 year)
Overall Record	92-74 (6 years)
Associate Head Coach	Jamie Dixon (Texas Christian, 1987)
Assistants	Lennie Parham (Gonzaga, 1987) Patrick Sandle (San Francisco State, 1986)

Numerical Roster

No	Name	Pos	Ht	Wt	Class	Previous School/Hometown
1	Julius Page	G	6-3	180	Fr.	Turner Carroll/Buffalo, NY
2	Chevy Troutman	F	6-7	230	Fr.	Williamsport Area/Williamsport, PA
3	Yuri Demetris	G	6-4	200	Fr.	Shafer Area/Glenshaw, PA
4	Jaron Brown	G	6-4	225	Fr.	Bryan Station
5	Donatas Zavackas	F	6'8	225	So.	Saint Vincent-St. Mary/Klaipeda, Lithuania
15	Chad Johnson	W	6-5	215	Jr.	Florida A&M Developmental Research School/Tallahassee, FL
20	Brandin Knight	G	6-0	175	So.	Seton Hall Preparatory School/East Orange, NJ
22	Zelimir Stevanovic	W	6-7	205	Jr.	Gulf Coast CC/Belgrade, Yugoslavia
24	Griffin Abel	W	6-4	215	Sr.	Penn-Trafford/Pittsburgh, PA
25	Ricardo Greer	W	6-5	220	Sr.	George Washington/New York, NY
30	Mark McCarroll	F	6-10	210	Fr.	Christ the King/Queens, NY
33	Chris Seabrooks	C	6-9	230	Jr.	Northeast/Macon, GA
52	Isaac Hawkins	F	6-8	210	Sr.	Istrouma/Baton Rouge, LA
55	Toree Morris	C	6-10	280	Fr.	Clinton/Oliver Springs, TN

1999-00 Results (13-15, 5-11 BIG EAST)

Wright State	W.	69-52
St. Francis (PA)	W.	84-56
IU-PU Indianapolis	W.	68-49
Norfolk State	W.	102-78
Tennessee	L.	50-76
Robert Morris	W.	92-59
@Nebraska	L.	57-69
Appalachian State	W.	67-64
Duquesne (CA)	W.	74-56
Virginia Commonwealth	L.	60-64
@New Orleans	W.	65-62
@St. John's	L.	58-82
Connecticut	L.	51-73
Seton Hall	L.	68-80
Syracuse	L.	72-82
@Notre Dame	L.	66-81
Villanova	W.	79-70
@ Miami	L.	60-64
Notre Dame;	W.	72-66
@West Virginia	L.	58-62
Georgetown	L.	65-72
@Syracuse	L.	62-83
@Georgetown	L.	50-62
@Boston College	W.	70-60
Rutgers	W.	67-62
Miami	L.	66-74
@Providence	W.	57-53
* vs. Villanova	L.	55-65

*AT&T BIG EAST Championship

2000-01 Schedule

Nov. 11	California All-Stars
Nov. 17	North Carolina A&T State
Nov. 20	Morris Brown
Nov. 25	Marist
Nov. 29	@St. Francis (PA)
Dec. 2	Nebraska
Dec. 6	@Penn State
Dec. 9	St. Francis (NY)
Dec. 17	@Virginia Commonwealth
Dec. 21	vs. Duquesne
Dec. 28	Robert Morris
Dec. 30	New Orleans
Jan. 3	Miami
Jan. 7	Syracuse
Jan. 10	@Connecticut
Jan. 13	Seton Hall
Jan. 16	@Notre Dame
Jan. 20	@Georgetown
Jan. 23	@Providence
Jan. 31	West Virginia
Feb. 3	Notre Dame
Feb. 5	Georgetown
Feb. 8	@West Virginia
Feb. 11	@Rutgers
Feb. 15	@Seton Hall
Feb. 24	Rutgers
Feb. 27	@Syracuse
Mar. 3	Virginia Tech
Mar. 7-10	AT&T BIG EAST Championship



Providence

January 16, 2001 - 7:30 p.m. - Providence, RI
January 28, 2001 - Noon - Miami Arena

Location	Providence, RI
Enrollment	3,812
Conference	BIG EAST
Nickname	Friars
Colors	Black and White
Arena (Capacity)	Providence Civic Center (12,993)
1999-00 Overall Record	11-19
1999-00 Conference Record/Finish	4-12
1999-00 Post-Season Play	None
All-time Record vs. UM	12-9
Last Meeting	February 16, 2000 - Providence 47, Miami 45
President	Reverend Philip A. Smith, O.P.
Athletic Director	John M. Marinatto
Director of Athletic Media Relations	Arthur Parks
SID Office Phone	(401) 865-2759
Park's Home Phone	(401) 453-3922
Address	Sports Information Office 549 River Avenue Providence College Providence, RI 02918
Fax	(401) 865-2583
Press Row	(401) 751-9737
Web Site	www.friars.com
Head Coach	Tim Welsh (Potsdam State '84)
Record at Providence	27-33 (2 years)
Overall Record	97-55 (5 years)
Assistants	Steve DeMeo (SUNY-Buffalo '87) Phil Seymore (Canisus '89) Bob Walsh (Hamilton '94)

Numerical Roster

No	Name	Pos	Ht	Wt	Class	Previous School/Hometown
3	Karim Shabazz	C	7-2	230	Sr.	Florida State/Far Rockaway, N.Y.
4	Romuald Augustin	F	6-7	190	So.	Youngstown (Ohio) Rayen/Montreal, Quebec
10	Chris Rogers	G	6-4	180	Sr.	Bossier Parish CC/Shreveport, La.Y
11	Abdul Mills	G	6-3	190	So.	Milford (Conn.) Academy/Brooklyn, N.Y.I
12	John Linehan	G	5-9	165	Jr.	Winchendon School/Chester, Pa.
13	Shieku Kabba	G	6-2	185	Fr.	Bronx Regional/Bronx Regional
15	Kareem Hayletts	G	6-0	160	Jr.	Bergenfield/Bergenfield, N.J.
20	Christopher Arrin	F	6-7	210	Fr.	Alvik/Varmdo, Sweden
21	Marcus Douthit	F/C	6-10	215	Fr.	Notre Dame Prep/Syracuse, N.Y.
22	Maris Laksa	G/F	6-9	212	Fr.	Latvian Junior National/Ventspils, Latvia
24	Erron Maxey	F	6-6	195	Sr.	Elsinore/Lake Elsinore, Ca.
45	Brian Schnurr	F	6-7	205	Jr.	Fairfield Prep/Fairfield, Ct.

1999-00 Results (11-19, 4-12 BIG EAST)

Holy Cross	L.	43-54
Brown	W.	73-63
vs. Michigan State	L.	58-52
vs. Virginia	L.	64-80
vs. American	W.	120-60
Boston University	W.	85-70
@ North Carolina State	L.	60-64
@ Rhode Island	W.	62-49
Central Connecticut	L.	50-54
Arkansas	W.	87-81
Long Island	W.	79-63
Massachusetts	W.	61-60
Fordam	L.	67-71
Georgetown	W.	55-48
Boston College	L.	62-67
Rutgers	L.	61-71
Villanova	L.	57-66
West Virginia	L.	69-82
@ Connecticut	L.	50-64
@ West Virginia	L.	60-70
@ Seton Hall	L.	67-82
Syracuse	L.	58-74
St. John's	L.	46-61
Rutgers	L.	60-69
@ Miami	W.	47-45
@ Notre Dame	W.	89-79
Boston College	W.	45-40
@ Villanova	L.	72-77
Pittsburgh	L.	53-57
*vs. Seton Hall	L.	65-85

*AT&T BIG EAST Championship

2000-01 Schedule

Nov. 18	Holy Cross
Nov. 21	Maine
Nov. 24-26	Energia Systems Tournament
Nov. 29	Florida International
Dec. 2	Rhode Island
Dec. 7	@ Massachusetts
Dec. 11	@ George Washington
Dec. 23	Brown
Dec. 28	Boston University
Dec. 30	South Carolina
Jan. 3	@ Seton Hall
Jan. 9	@ Villanova
Jan. 13	Connecticut
Jan. 16	Miami
Jan. 20	@ Virginia Tech
Jan. 23	Pittsburgh
Jan. 28	@ Miami
Jan. 31	Villanova
Feb. 3	St. John's
Feb. 6	@ Connecticut
Feb. 10	Georgetown
Feb. 14	@ St. John's
Feb. 17	@ Boston College
Feb. 20	Virginia Tech
Feb. 22	SUNY-Binghampton
Feb. 24	Boston College
Mar. 3	@ Rutgers
Mar. 7-10	AT&T BIG EAST Championship



St. John's

January 22, 2001 - 7:00 p.m. - Miami Arena
February 10, 2001 - 3:30 p.m. - New York, NY

Location	Jamaica, NY
Enrollment	17,000
Conference	BIG EAST
Nickname	Red Storm
Colors	Red & White
Arena (Capacity)	Alumni Hall (6,008)/Madison Square Garden (19,876)
1999-00 Overall Record	25-8
1999-00 Conference Record/Finish	12-4/3rd
1999-00 Post-Season Play	1-1 NCAA Second Round
All-time Record vs. UM	11-10
Last Meeting	March 10, 2000 - SJU 58, UM 57
President	Fr. Donald Harrington, C.M.
Athletic Director	Ed Manetta, Jr.
Sports Information Director	Dominic Scianna
Basketball Contact	Mike "Mex" Carey
SID Office Phone	(718) 990-6367
Scianna's Home Phone	(718) 224-1174
Address	8000 Utopia Parkway Jamaica, NY 11439
Fax	(718) 969-8468
Press Row	(718) 990-5713 - AH/(212) 465-6065 - MSG
Head Coach	Mike Jarvis (Northeastern '68)
Record at St. John's	53-17 (2 seasons)
Overall Record	306-158 (15 seasons)
Associate Head Coach	Kevin Clark (Clark '81)
Assistants	Mike Jarvis II (Boston University '92) Dermon Player

Numerical Roster

No	Name	Pos	Ht	Wt	Class	Previous School/Hometown
3	Sharif Fordham	G	6-4	200	Jr.	Gulf Coast (Fl.) CC/Far Rockaway, NY
4	Abe Keita	C	6-11	235	So.	Winchendon Academy/Tolland, CT
10	Omar Cook	G	6-1	190	Fr.	Christ the King/Queens, NY
11	Jon Scheiman	G	6-1	185	So.	Laguardia/New York, NY
15	Alpha Bangura	G/F	6-6	220	So.	Monmouth Univ./Landover, MD
22	Anthony Glover	F	6-6	225	Jr.	Rice/Bronx, NY
23	Willie Shaw	F	6-6	185	Fr.	John F. Kennedy/Bronx, NY
25	Kyle Cuffe	F	6-8	210	Fr.	Rice/New York, NY
32	Jack Wolfinger	G/F	6-11	205	So.	Barlow (CT)/Portland, OR
33	Donald Emanuel	F	6-8	230	Jr.	Jones/Houston, TX
41	Reggie Jessie	G/F	6-7	213	Sr.	Bishop Loughlin/Queensbridge, NY
44	Mohammed Diakite	F/C	6-10	210	Fr.	Montrose Christian/Rockville, MD
52	Curtis Johnson	C	7-3	320	Fr.	Ryan Academy/Norfolk, VA
55	John Parker	F	6-6	210	So.	John Muir/Pasadena, CA

1999-00 Results (25-8, 12-4 BIG EAST)

vs. Samford	L.	60-68
vs. New Mexico	W.	70-62
@ Stony Brook	W.	84-43
Coppin State	W.	75-52
Virginia	W.	85-63
St. Francis (NY)	W.	88-66
@ Niagara	W.	81-66
@ DePaul	L.	65-71
Hofstra	W.	98-86
Sacred Heart	W.	95-66
Pittsburgh	W.	82-58
@ West Virginia	W.	86-74
Georgetown	W.	75-66
@ Connecticut	W.	82-77
@ Seton Hall	L.	70-78
Ohio State	L.	64-65
Rutgers	W.	61-57
@ Notre Dame	L.	60-73
@ Syracuse	L.	57-63
Boston College	W.	59-58
@ Providence	W.	61-46
Villanova	W.	78-75
@ Boston College	W.	73-69
Syracuse	W.	76-75
Connecticut	W.	79-64
@ Duke	W.	83-82
Seton Hall	W.	66-60
@ Miami	L-OT	70-74
*vs. Villanova	W.	75-70
*vs. Miami	W.	58-57
*vs. Connecticut	W.	80-70
^vs. Northern Arizona	W.	61-56
^vs. Gonzaga	L.	76-82

*AT&T BIG EAST Championship
^NCAA Tournament

2000-01 Schedule

Nov. 9-10	Coaches vs. Cancer Classic
Nov. 18	Stony Brook
Nov. 25	Niagara
Dec. 2-3	BB&T Classic
Dec. 9	@ Fordham
Dec. 13	@ Ohio State
Dec. 16	Hofstra
Dec. 21	Manhattan
Dec. 30	San Francisco
Jan. 3	Virginia Tech
Jan. 6	@ Connecticut
Jan. 10	Boston College
Jan. 14	@ Rutgers
Jan. 20	Villanova
Jan. 22	Miami
Jan. 27	@ Virginia Tech
Jan. 30	Connecticut
Feb. 3	@ Providence
Feb. 5	@ Notre Dame
Feb. 10	@ Miami
Feb. 14	Providence
Feb. 18	Duke
Feb. 21	Georgetown
Feb. 25	@ Villanova
Feb. 28	@ Boston College
Mar. 4	Syracuse
Mar. 7-10	AT&T BIG EAST Championship



Seton Hall

February 1, 2001 - 7:00 p.m. - Miami Arena

Location	South Orange, NJ
Enrollment	9,608
Conference	BIG EAST
Nickname	Pirates
Colors	Blue and White
Arena (Capacity)	Continential Airlines Arena (20,029); Walsh Gym (2,600)
1999-00 Overall Record	22-10
1999-00 Conference Record/Finish	10-6/5th Big East
1999-00 Post-Season Play	3rd Round NCAA TournamentNone
All-time Record vs. UM	12-7
Last Meeting	January 11, 2000 - Miami 71, Seton Hall 64
President	Msgr. Robert Sheeran
Athletic Director	Jeff Fogelson
Asst. AD/Men's Basketball Contact	Marie Wozniak
SID Office Phone	(973) 761-9493
Home Phone	(973) 301-9112
Address	Brennan Recreation Center 400 South Orange Avenue South Orange, NJ 07079
Fax	(973) 761-9061
Press Row	(404) 651-0563
Head Coach	Tommy Amaker (Duke '87)
Record at Seton Hall	52-40 (3 years)
Overall Record	52-40 (3 years)
Assistants	Rob Jackson (Northeastern '74) Fred Hill (Montclair State '81)

Numerical Roster

No	Name	Pos	Ht	Wt	Class	Previous School/Hometown
0	Ty Shine	G	6-0	177	Jr.	Winthrow (OH)/Augusta, GA
1	Samuel Dalembert	C	6-11	232	So.	St. Patrick's (NJ)/Port-Au-Prince, Haiti
4	Desmond Herod	G	6-4	177	So.	Adelphi Academy/Brooklyn, NY
12	Andre Barrett	G	5-8	165	Fr.	Rice/Bronx, NY
13	Marcus Toney-El	G/F	6-6	200	Fr.	Seton Hall Prep/East Orange, NJ
20	Al Harris	F	6-8	200	So.	Miramar/Hollywood, FL
23	Damion Fray	F	6-7	220	Fr.	Walt Whitman/Hunington, NY
30	Darius Lane	G	6-4	223	Jr.	Totino Grace/Brooklyn Grace, MN
31	Charles Manga	F	6-10	239	Jr.	Adelphi Academy (NJ)/Douala, Cameroon
32	Reggie Garrett	F	6-6	196	Sr.	Franklin/Somerset, NJ
33	Eddie Griffin	F	6-9	205	Fr.	Roman Catholic/Philadelphia, Pa
42	Kevin Wilkins	F	6-7	201	Sr.	Atlantic City/Atlantic City, NJ
50	Greg Morton	F	6-7	225	So.	St. Raymod's/Bronx, NY

1999-00 Results (22-10, 10-6 BIG EAST)

Quinnipiac	W.	91-55
Drexel	W.	69-65
St. Peter's	W.	79-65
vs. George Washington	L.	63-72
vs. Illinois	L.	61-72
@ Florida State	W.	79-56
Columbia	W.	60-58
Army	W.	77-56
Stony Brook	W.	70-50
Wagner	W.	92-77
Villanova	W.	71-64
@ Georgetown	W.	65-62
Miami	L.	64-71
@ Pittsburgh	W.	80-68
St. John's	W.	78-70
@ Boston College	L.	74-65
@ Connecticut	L.	56-66
Providence	W.	82-67
West Virginia	W.	97-66
@ Syracuse	W.	69-67
@ Rutgers	W.	65-61
Boston College	W.	77-66
Connecticut	L.	50-59
Notre Dame	L.	74-76
Minnesota	W.	64-61
@ Villanova	L.	74-87
@ St. John's	L.	60-66
*vs. Providence	W.	85-65
*vs. Connecticut	L.	64-79
^vs. Oregon	W.	72-71
^vs. Temple	L.	67-65
^vs. Oklahoma State	L.	66-68

*AT&T BIG EAST Championship
^NCAA Tournament

2000-01 Schedule

Nov. 17	Rider
Nov. 21	@ Clemson
Nov. 27	St. Peter's
Dec. 2	vs. LaSalle
Dec. 4	Norfolk State
Dec. 9	@ Illinois
Dec. 13	Pennsylvania
Dec. 19	Jimmy "V" Classic Virginia vs Tennessee Seton Hall vs Michigan State
Dec. 22	Wagner
Dec. 27	Hartford
Dec. 30	Central Connecticut State
Jan. 3	Providence
Jan. 6	@ Georgetown
Jan. 8	Notre Dame
Jan. 13	@ Pittsburgh
Jan. 15	Georgetown
Jan. 21	Syracuse
Jan. 27	@ West Virginia
Feb. 1	@ Miami
Feb. 4	Rutgers
Feb. 10	@ Syracuse
Feb. 15	Pittsburgh
Feb. 18	@ Notre Dame
Feb. 21	@ Rutgers
Feb. 25	West Virginia
Feb. 28	@ Villanova
Mar. 3	Connecticut
Mar. 7-10	@ ATT BIG EAST Championship



Syracuse

February 17, 2001 - 7:30 p.m. - Syracuse, NY

Location	Syracuse, NY
Enrollment	10,700
Conference	The BIG EAST
Nickname	Orangemen
Colors	Orange
Arena (Capacity)	Carrier Dome (33,000)
1999-00 Overall Record	26-6
1999-00 Conference Record/Finish	13-3/T-1st
1999-00 Post-Season Play	2-1, NCAA Sweet 16
All-time Record vs. UM	12-4
Last Meeting	January 8, 2000 - Syracuse 67, UM 55
Chancellor	Kenneth A. Shaw
Athletic Director	Jake Crouthamel
Director of Athletic Communications	Sue Edson
Men's Basketball Contact	Pete Moore
SID Office Phone	(315) 443-2608
Moore's Home Phone	(315) 449-0745
Address	Manley Field House Syracuse University syracuse, NY 13244-5020
Fax	(315) 443-2076
Press Row	(315) 443-4241
Head Coach	Jim Boeheim (Syracuse '66)
Record at Syracuse	575-199 (24 years)
Overall Record	575-199 (24 years)
Assistants	Louis Orr (Syracuse '67) Mike Hopkins (Syracuse '93) Troy Weaver (Prince Georges CC '91)

Numerical Roster

No	Name	Pos	Ht	Wt	Class	Previous School/Hometown
1	Allen Griffin	G	6-1	187	Sr.	Paul Robeson/Brooklyn, NY
3	Preston Shumpert	G	6-6	198	Jr.	Fort Walton Beach/Fort Walton Beach, FL
10	Andrew Kouwe	G	6-0	170	Fr.	Tampa Prep/Tampa, FL
11	Ronnell Herron	G	5-11	158	So.	Vanden/Warner Robins, GA
13	Kueth Duany	G/F	6-6	185	So.	Bloomington North/Bloomington, IN
15	James Thues	G	5-10	172	Fr.	Martin Luther King/Detroit, MI
21	DeShaun Williams	G	6-3	202	So.	Paterson Catholic/Paterson, NJ
23	Chris Schau	F	6-9	221	Sr.	Bronx Science/Floral Park, NY
24	Robert McClanaghan	G	6-2	201	Sr.	Bishop Hendricken/Cranston, RI
32	Ethan Cole	F	6-9	234	Jr.	New Hampshire/Canterbury, NH
33	Greg Davis	F	6-7	219	Fr.	Booker T. Washington/Tulsa, OK
34	Jeremy McNeil	F	6-8	257	So.	Sam Houston/San Antonio, TX
35	Billy Celuck	C	7-0	213	Jr.	Valley View/Jessup, PA
41	Michael Rosenblum	G	5-11	170	Sr.	Woodmere Academy/Great Neck, NY
42	Tim Byrnes	G	6-2	178	Sr.	Baldwin/Baldwin, NY
55	Damone Brown	F	6-9	193	Sr.	Seneca Vocational/Buffalo, NY

1999-00 Results (26-6, 13-3 BIG EAST)

vs. Princeton	W	60-43
vs. Wisconsin	W	68-49
Florida Atlantic	W	105-79
Colgate	W	83-49
vs. Richmond	W	74-60
vs. St. Joseph's	W	82-60
Albany	W	86-46
LaSalle	W	68-52
Hartford	W	90-69
Rutgers	W	74-93
@ Miami	W	67-55
@ West Virginia	W	76-63
@ South Carolina	W-OT	77-74
Notre Dame	W	80-57
@ Pittsburgh	W	82-72
Connecticut	W	88-74
@ Boston College	W	73-65
St. John's	W	63-57
@ Providence	W	74-58
Seton Hall	L	67-69
@ Louisville	L	69-82
UCLA	W	71-67
Pittsburgh	W	83-62
@ St. John's	L	75-76
Villanova	W	91-63
Georgetown	W	67-52
@ Notre Dame	W	73-71
@ Connecticut	L	54-69
*vs. Georgetown	L	72-76
^vs. Samford	W	79-65
^vs. Kentucky	W	52-50
^vs. Michigan State	L	58-75

*AT&T BIG EAST Championship
^NCAA Tournament

2000-01 Schedule

Nov. 19	St. Francis (NY)
Nov. 23-25	Great Alaska Shootout
Nov. 28	Colgate
Dec. 1-2	Carrier Classic
Dec. 5	Albany
Dec. 16	Wisconsin-Green Bay
Dec. 22	Tennessee
Dec. 28	Columbia
Dec. 30	Niagara
Jan. 2	Notre Dame
Jan. 6	@ Pittsburgh
Jan. 9	@ Rutgers
Jan. 13	West Virginia
Jan. 21	@ Seton Hall
Jan. 23	@ Notre Dame
Jan. 27	Rutgers
Jan. 29	Georgetown
Feb. 3	@ NC State
Feb. 7	@ Boston College
Feb. 10	Seton Hall
Feb. 13	Miami
Feb. 17	@ West Virginia
Feb. 19	Connecticut
Feb. 24	@ Georgetown
Feb. 27	Pittsburgh
Mar. 4	@ St. John's
Mar. 7-10	AT&T BIG EAST Championship

Tennessee-Martin

December 29, 2000 - 4:00 p.m. - Miami Arena

Location	Martin, TN
Enrollment	5,881
Conference	Ohio Valley
Nickname	Skyhawks
Colors	Royal Blue, Orange, White
Arena (Capacity)	Skyhawk Arena (6,700)
1999-00 Overall Record	10-19
1999-00 Conference Record/Finish	7-11/7th
1999-00 Post-Season Play	0-1
All-time Record vs. UM	First Meeting
Last Meeting	First Meeting
President	Dr. Nick Dunagan
Athletic Director	Phil Dane.
Asst. AD/Men's Basketball Contact	Lee Wilmot
SID Office Phone	(901) 587-7630
Address	40 Skyhawk Fieldhouse The University of Tennessee at Martin Martin, TN 38238
Fax	(901) 587-7624
Press Row	(901) 587-7694
Head Coach	Bret Campbell (Valdosta State, '83)
Record at Tennessee Martin	10-19 (1 year)
Overall Record	10-19 (1 year)
Assistants	Deane Martin (Central Missouri State '87) David James (Harding '90) Klint Pleasant (Lipscomb '98)

Numerical Roster

No	Name	Pos	Ht	Wt	Class	Previous School/Hometown
0	Okechi Egbe	G/F	6-5	190	So.	Austin/Decatur, AL
2	Jermi Hampton	G	5-9	200	Jr.	Carver/Memphis, TN
3	Robert James	G	6-3	185	Fr.	Willow Springs/Willow Spring, MO
5	Jair Peralta	G	5-9	170	Sr.	Three Rivers CC/Panama City, Panama
12	Michael Jackson	G	6-1	185	Jr.	Northwest Mississippi CC/Senatobia, MS
14	Byron Benton	F/C	6-5	225	Sr.	Olney Central JC/Chicago, IL
22	Jon Roos	G	6-0	190	So.	Pike/Indianapolis, IN
25	Jared Bledsoe	G/F	6-3	205	So.	Hamilton/Memphis, TN
32	Lee Williamson	F	6-6	225	Sr.	Southern Union CC/Birmingham, AL
33	Hayden Prescott	F	6-5	215	Sr.	College of Eastern Utah/Trinidad, West Indies
34	Donald Elder	F/C	6-5	255	Jr.	Vol State CC/Nashville, TN
40	Brian Foster	F	6-5	225	Jr.	Three Rivers CC/Ironton, MO
44	Jeremy Sargeant	F	6-8	205	Jr.	Snow College/Thomasville, AL
50	Ned Rolsma	C	7-0	265	Jr.	Beaver County CC/Aliquippa, PA

1999-00 Results (10-19, 7-11 OVC)

@ Hawaii	L	68-84
vs. Jackson State	L	48-63
@ Vanderbilt	L	64-87
Christian Brothers	W	82-66
Bethel	W	59-47
@ Austin Peay	L	53-64
@ Louisiana State	L	45-73
@ Evansville	L	51-87
@ UAB	L	84-91
@ Southern Illinois	L	48-69
Butler	W	64-62
Murray State	L	79-94
Southeast Missouri St.	W	75-66
Eastern Illinois	W	74-65
Tennessee State	W	75-59
@ Morehead State	W	79-62
@ Eastern Kentucky	W	82-74
Tennessee Tech	L	74-82
Middle Tennessee State	L	63-71
@ Murray State	L	72-90
Austin Peay	L	58-81
@ Southeast Missouri St.	L	68-80
@ Eastern Illinois	L	75-82
Morehead State	W	69-68
Eastern Kentucky	W	82-75
@ Tennessee State	L	71-74
@ Tennessee Tech	L	65-81
@ Middle Tennessee St.	L	78-96
@ Southeast Missouri St.	L	74-76

2000-01 Schedule

Nov. 20	Bethel
Nov. 25	Centenary
Nov. 29	@ Memphis
Dec. 4	Webster
Dec. 9	@ Illinois State
Dec. 18	@ Butler
Dec. 21	Alabama A&M
Dec. 29	@ Miami
Jan. 2	@ Centenary
Jan. 6	@ Murray State
Jan. 11	@ Eastern Illinois
Jan. 13	@ Southeast Missouri State
Jan. 15	@ Austin Peay
Jan. 18	Eastern Kentucky
Jan. 20	Morehead State
Jan. 25	Tennessee State
Jan. 27	@ Tennessee Tech
Jan. 29	Saint Mary's
Feb. 1	@ Alabama A&M
Feb. 3	Murray State
Feb. 6	@ Tennessee State
Feb. 8	Eastern Illinois
Feb. 10	Southeast Missouri State
Feb. 15	@ Eastern Kentucky
Feb. 17	@ Morehead State
Feb. 22	@ Austin Peay State
Feb. 24	Tennessee Tech
Feb. 27-Mar. 3	Ohio Valley Conference Tournament

Villanova

February 17, 2001 - 9:00 p.m. - Philadelphia, PA
March 3, 2001 - Noon - Miami Arena

Location	Villanova, PA
Enrollment	1842
Conference	BIG EAST
Nickname	Wildcats
Colors	Blue and White
Arena (Capacity)	The Pavilion (6,500)/The First Union Center (19,010)
1999-00 Overall Record	20-13
1999-00 Conference Record/Finish	8-8/T-6th
1999-00 Post-Season Play	1-1, NIT 2nd Round
All-time Record vs. UM	10-5
Last Meeting	January 17, 2000 - UM 67, VU 66
President	Rev. Edmund Dobbin, OSA
Athletic Director	Vince Nicastro
Director of Media Relations	Dean Kenefick
Director of Publications/MBB Contact	Mike Sheridan
SID Office Phone	(610) 519-4120
Sheridan's Home Phone	(610) 924-9042
Address	Office of Media Relations 800 Lancaster Avenue Villanova, PA 19085
Fax	(610) 519-7323
Press Row	(610) 519-7290
Head Coach	Steve Lappas (CCNY '77)
Record at Villanova	156-97 (8 years)
Overall Record	212-159 (12 years)
Associate Coach	Steve Pinone (Villanova '87)
Assistants	Joe Jones (Oswego State '87) Christopher Walker (Villanova '92)

Numerical Roster

No	Name	Pos	Ht	Wt	Class	Previous School/Hometown
1	Andrea Bloch	F	6-8	205	Fr.	Fresno Central/Wurmlingen, Germany
3	Derrick Snowden	G	6-0	175	Fr.	Archbishop Spalding/Baltimore, MD
4	Aaron Matthews	F	6-6	240	So.	Notre Dame Prerp/Seaford, DE
5	Ricky Wright	F	6-7	215	So.	Central/East Chicago, IN
10	Jermaine Medley	G	6-0	170	Sr.	Oak Hill (VA) Academy/Wilmington, DE
12	Andrew Sullivan	F	6-7	215	So.	St. Augustine Prep/London, England
21	Reggie Bryant	G	6-3	185	Fr.	St. Thomas More (CT)/Baltimore, MD
22	Gary Buchanan	G	6-4	205	So.	St. Thomas More (CT)/St. Louis, MO
24	B.J. Johnson	G	6-3	193	Sr.	Smith/Greensboro, NC
32	Brooks Sales	F	6-10	245	Jr.	Northwest Catholic/Bloomfield, CT
33	Michael Bradley	C	6-10	245	Jr.	Kentucky/Worcester, MA
40	Johnny Holley	F	6-6	180	Jr.	McKinney/McKinney, TX
51	Chas Carey	F	6-5	200	Jr.	Summit/Summit, NJ
55	Jair Vedhuis	C	6-10	230	Fr.	Telampais (CA)/Amsterdam, Holland

1999-00 Results (20-13, 8-8 BIG EAST)

Lafayette	W	74-70
Fairleigh Dickinson	W	62-52
@ Massachusetts	L	51-52
Penn State	W	73-61
@ Temple	L	66-69
South Carolina State	W	77-71
vs. Colorado	L	56-79
vs. Bradley	W-OT	63-62
vs. Wake Forest	W	70-57
@ Seton Hall	L	64-71
@ Pennsylvania	W	67-65
LaSalle	W	80-72
Boston College	W	67-59
Miami	L	66-67
@ Providence	W	66-57
@ Rutgers	L	60-73
@ Pittsburgh	L	70-79
Georgia	W	78-75
Connecticut	L	60-74
@ Georgetown	W	72-69
Notre Dame	W	86-69
@ St. John's	L	75-78
West Virginia	W	87-77
St. Joseph's	W	68-61
Rutgers	W	82-70
@ Syracuse	L	63-91
Seton Hall	W	87-74
@ Boston College	L	67-79
*vs. Pittsburgh	W	65-55
*vs. St. John's	L	70-75
^Delaware	W	72-63
^Kent	L	67-81

*AT&T BIG EAST Championship
^NCAA Tournament

2000-01 Schedule

Nov. 14	vs. Fairfield
Nov. 26	Towson
Dec. 2	Columbia
Dec. 5	Temple
Dec. 11	@ St. Joseph's
Dec. 14	@ LaSalle
Dec. 22	Fairleigh Dickinson
Dec. 28	@ Georgia
Dec. 30	St. Francis (PA)
Jan. 2	Rutgers
Jan. 6	@ Virginia Tech
Jan. 9	Providence
Jan. 13	@ UCLA
Jan. 17	Virginia Tech
Jan. 20	@ St. John's
Jan. 24	@ Connecticut
Jan. 27	Boston College
Jan. 31	@ Providence
Feb. 4	@ Boston College
Feb. 6	Pennsylvania
Feb. 10	Connecticut
Feb. 12	@ Georgetown
Feb. 17	Miami
Feb. 20	@ West Virginia
Feb. 25	St. John's
Feb. 28	Seton Hall
Mar. 3	@ Miami
Mar. 7-10	AT&T BIG EAST Championship

Virginia Tech

January 10, 2001 - 7:00 p.m. - Blacksburg, VA
February 6, 2001 - 7:00 p.m. - Miami Arena

Location	Blacksburg, VA
Enrollment	25,000
Conference	BIG EAST
Nickname	Hokies
Colors	Maroon and Burnt Orange
Arena (Capacity)	Jamerson Athletic Center (10,052)
1999-00 Overall Record	16-15
1999-00 Conference Record/Finish	8-8, Atlantic 10
1999-00 Post-Season Play	None
All-time Record vs. UM	First Meeting
President	Dr. Charles Steger
Athletic Director	Jim Weaver
Asst. SID/Men's Basketball Contact	Bill Dyer
SID Office Phone	(540) 231-6726
Dyer's Home Phone	(540) 552-8461
Address	364 Jamerson Center Blacksburg, VA 24061-0502
Fax	(540) 231-6984
Press Row	TBA
Head Coach	Ricky Stokes (Virginia '84)
Record at Virginia Tech	16-15 (1 year)
Overall Record	16-15 (1 year)
Assistants	Mark Cline (Wake Forest '88) Steve Lytton (East Tennessee State '68) Randy Peele (Virginia Commonwealth '80)

Numerical Roster

No	Name	Pos	Ht	Wt	Class	Previous School/Hometown
5	Brian Chase	G	5-10	170	So.	Dunbar/Washington, DC
15	Carlton Carter	F/C	6-11	205	Jr.	Colorado/Trenton, NJ
21	Jon Smith	F/C	6-8	220	So.	South Charleston/Dunbar, WV
22	Bryant Matthews	G/F	6-7	200	Fr.	Columbia/Columbia, SC
23	Drew Smith	G	6-3	190	So.	Woodrow Wilson/Beckley, WV
24	Chris Exilus	G	6-2	180	Fr.	North Marion (WV)/Toronto, Ontario
32	Carlos Dixon	G/F	6-7	185	Fr.	Fork Union (VA) Academy/China Grove, NC
42	Dennis Mims	F	6-9	245	Jr.	Freedom/Morganton, NC
45	Mibindo Dongo	F/C	6-9	245	Jr.	Allegany (MD) JC/Kinshasa, Zaire

1999-00 Results (16-15, 8-8 Atlantic 10)

@ William & Mary	W	59-57
@ UNC Asheville	W	83-61
@ East Tennessee State	L	53-66
UNC Charlotte	W	68-53
@ VMI	W	65-46
Radford	L	60-62
Liberty	L	61-62
vs. Illinois State	W	79-71
vs. Auburn	L	63-73
vs. Louisiana-Lafayette	W	59-56
West Virginia	L	58-61
@ Xavier	L	67-86
@ Dayton	L	50-62
Duquesne	W	80-59
George Washington	W	82-72
Fordham	W	82-61
@ Temple	L	46-66
Virginia	L-OT	66-71
Massachusetts	L	41-49
St. Joseph's	W	68-62
@ LaSalle	L	64-71
Old Dominion	W	78-67
@ St. Bonaventure	L	54-61
@ Rhode Island	W	65-61
@ George Washington	L	68-71
Xavier	W	73-65
@ Duquesne	L	50-70
LaSalle	W-OT	96-86
Dayton	W	64-52
*vs. Fordham	W	51-48
*vs. Temple	L	52-71

*Atlantic 10 Tournament

2000-01 Schedule

Nov. 18	VMI
Nov. 20	William and Mary
Nov. 24	Virginia
Nov. 28	Liberty
Dec. 1-2	Carrier Classic
Dec. 6	Elon
Dec. 18	East Tennessee State
Dec. 20	@ Mt. St. Mary's
Dec. 23	@ Chattanooga
Dec. 30	High Point
Jan. 3	@ St. John's
Jan. 6	Villanova
Jan. 10	Miami
Jan. 13	@ Georgetown
Jan. 17	@ Villanova
Jan. 20	Providence
Jan. 27	St. John's
Jan. 31	@ Boston College
Feb. 3	@ Connecticut
Feb. 6	@ Miami
Feb. 10	Boston College
Feb. 14	West Virginia
Feb. 17	Connecticut
Feb. 20	@ Providence
Feb. 24	Notre Dame
Mar. 3	@ Pittsburgh
Mar. 7-10	AT&T BIG EAST Championship

West Virginia

February 28, 2001 - 7:00 p.m. - Miami Arena

Location	Morgantown, WV
Enrollment	22,200
Conference	BIG EAST
Nickname	Mountaineers
Colors	Old Gold & Blue
Arena (Capacity)	WVU Coliseum (14,000)
1999-00 Overall Record	14-14
1999-00 Conference Record/Finish	6-10/T-8th
1999-00 Post-Season Play	None
All-time Record vs. UM	5-5
Last Meeting	February 22, 2000 - UM 68, WVU 50
President	David C. Hardesty
Athletic Director	Ed Pastilong
Sports Information Director	Shelly Poe
Associate SID/MBB Contact	Bryan Messerly
SID Office Phone	(304) 293-2821
Messerly's Home Phone	(304) 599-0145
Address	107 Coliseum Morgantown, WV 26507-0877
Fax	(304) 293-4105
Press Row	(304) 293-2821
Head Coach	Gale Catlett (West Virginia '63)
Record at West Virginia	414-248 (22 years)
Overall Record	540-293 (28 years)
Assistants	Drew Catlett (Randolff-Macon '85) Lester Rowe (West Virginia '85) Chris Cheeks (Virginia Commonwealth '90)

Numerical Roster

No	Name	Pos	Ht	Wt	Class	Previous School/Hometown
1	Tobias Seldon	G	6-3	200	Fr.	Central/Macon, GA
11	Michael Ayodele	F	6-7	220	Fr.	Fr. Henry Carr/Toronto, Ontario
12	Tim Lyles	G	5-11	190	So.	Mt. Zion (NC) Academy/Baltimore, MD
13	Brooks Berry	F/G	6-6	210	Sr.	Fork Union Academy/Roanoke, VA
22	Josh Yeager	F	6-8	180	So.	Philip Barbour/Belington, WV
30	Lionel Armstead	G	5-11	170	Jr.	Emmanual Baptist/Toledo, OH
31	Chris Moss	G/F	6-8	225	Jr.	Lloyd C. Bird/Chesterfield, VA
33	Jay Hewitt	G/F	6-6	190	Fr.	Richwood/Richwood, WV
41	Calvin Bowman	F/C	6-9	220	Sr.	San Jacinto (TX) JC/Brooklyn, NY
45	John Oliver	F	6-9	235	Jr.	Maine Central Institute/Manlius, NY
50	Ales Chan	C	6-11	240	So.	Fork Union Academy/Prague, Czech Republic

1999-00 Results (14-14, 6-10 BIG EAST)

Wofford	W	72-54
Robert Morris	W	66-63
Duquesne	L	80-94
McNeese State	W	93-84
@ Tennessee	L	54-94
Ohio	L	64-75
Bowling Green	W	100-54
@ East Carolina	W	87-76
@ Virginia Tech	W	61-58
James Madison	W	74-50
@ Miami	L	58-66
St. John's	L	74-86
Syracuse	L	63-76
@ Rutgers	W	62-60
Marshall	W	82-77
@ Providence	W	82-69
Georgetown	W	69-64
Providence	W-OT	70-60
@ Notre Dame	L	65-79
@ Seton Hall	L	66-97
Pittsburgh	W	62-58
@ Villanova	L	77-87
Boston College	L	76-80
Miami	L	50-68
@ Connecticut	L	71-72
@ Georgetown	L	54-72
Rutgers	W	75-69
*vs. Georgetown	L	67-70

2000-01 Schedule

Nov. 18	Morris Brown
Nov. 21	American
Nov. 25	UNC Greensboro
Nov. 28	@ Duquesne
Dec. 2	Tennessee
Dec. 7	High Point
Dec. 16	Robert Morris
Dec. 19	@ Ohio
Dec. 28	James Madison
Dec. 30	Delaware State
Jan. 3	Georgetown
Jan. 9	vs. Marshall
Jan. 13	@ Syracuse
Jan. 17	Rutgers
Jan. 21	@ Notre Dame
Jan. 24	@ Rutgers
Jan. 27	Seton Hall
Jan. 31	@ Pittsburgh
Feb. 3	@ Georgetown
Feb. 8	Pittsburgh
Feb. 11	Notre Dame
Feb. 14	@ Virginia Tech
Feb. 17	Syracuse
Feb. 20	Villanova
Feb. 25	@ Seton Hall
Feb. 28	@ Miami
Mar. 3	Boston College
Mar. 7-10	AT&T BIG EAST Championship

*AT&T BIG EAST Championship

The Perry Clark Basketball Camp

Location: Knight Sports Complex
5821 San Amaro Drive, Coral Gables, FL

Boys ages 8-18

June 25-29 . . . . . 3-12 grade
July 9-13 6-9
July 16-20 3-12
July 23-27 3-6
July 30-Aug2 3-12

Camp Highlights

- Free Camp T-Shirt
- Personal Instruction
- Intensive work on fundamentals
- Team competition with campers of similar ability
- Each camper will play at least one half of every game
- One coach to every nine players
- Shooting Leagues
- Instructional and highlight films
- Written player evaluations
- Participation Awards
- Awards Ceremony

For more information contact the Miami Basketball Office at 305-284-2680.

UBASKETBALL™

2001 NCAA Tournament Sites

First/Second Round
East Region:
March 15 & 17

Nassau Veterans Memorial Coliseum
Long Island, New York
St. John's University and Big East Conference, cohosts

Greensboro Coliseum
Greensboro, North Carolina
Atlantic Coast Conference, host

Midwest Region:
March 16 & 18

University of Dayton Arena
Dayton, Ohio
University of Dayton, host

Kemper Arena
Kansas City, Missouri
Big 12 Conference, host

South Region:
March 16 & 18

Louisiana Superdome
New Orleans, Louisiana
University of New Orleans and Sun Belt Conference, cohosts

The Pyramid
Memphis, Tennessee
University of Memphis, host

West Region:
March 15 & 17

Aztec Bowl Arena
San Diego, California
San Diego State University, host

Boise State University Pavilion
Boise, Idaho
Boise State University, host

Regional Sessions
East Region:
March 22 & 24

First Union Center
Philadelphia, Pennsylvania
Atlantic 10 Conference, host

Midwest Region:
March 23 & 25
Alamodome
San Antonio, Texas
University of Texas, San Antonio, host

South Region:
March 23 & 25
Georgia Dome
Atlanta, Georgia
Georgia Institute of Technology, host

West Region:
March 22 & 24
Arrowhead Pond of Anaheim
Anaheim, California
Big West Conference, host

Final Four
March 31 & April 2, 2001
Hubert H. Humphrey Metrodome
Minneapolis, Minnesota
University of Minnesota, Twin Cities (host)



2000 NIT Results

First Round
Siena 66, Massachusetts 65
Penn State 55, Princeton 41
Kent State 73, Rutgers 62
Villanova 72, Delaware 63
Notre Dame 75, Michigan 65
Xavier 67, Marquette 63
BYU 81, Bowling Green 54
Southern Illinois 94, Colorado 92
NC State 64, Tulane 60
Arizona State 83, New Mexico State 77
SW Missouri State 77, SMU 64
Mississippi 62, UNC Charlotte 45
Wake Forest 83, Vanderbilt 68
New Mexico 64, South Florida 58
Georgetown 115, Virginia 111 (3OT)
California 70, Long Beach State 66

Second Round
Penn State 105, Siena 103
Kent State 81, Villanova 67
Notre Dame 76, Xavier 64
BYU 82, Southern Illinois 57
NC State 60, Arizona State 57
Mississippi 70, SW Missouri State 48
Wake Forest 72, New Mexico 65
California 60, Georgetown 49

Third Round
Penn State 81, Kent State 74
Notre Dame 64, BYU 52
NC State 77, Mississippi 54
Wake Forest 76, California 59

Semifinals
Notre Dame 73, Penn State 52
Wake Forest 62, NC State 59 (OT)

Championship
Wake Forest 71, Notre Dame 61

Consolation
Penn State 74, NC State 72

2000 NCAA Tournament Results

The Final Four
at Indianapolis

National Semifinals
Saturday, April 1
Michigan State 53, Wisconsin 41
Florida 71, North Carolina 59

National Championship
Monday, April 3
Michigan State 89, Florida 76

MIDWEST
First Round
Thursday, March 16
at Cleveland, OH
No. 5 Kentucky 85, No. 12 St. Bonaventure 80, 2OT
No. 4 Syracuse 79, No. 13 Samford 65
No. 1 Michigan State 65, No. 16 Valparaiso 38
No. 8 Utah 48, No. 9 Saint Louis 45
at Minneapolis, MN
No. 7 Auburn 72, No. 10 Creighton 69
No. 2 Iowa State 88, No. 15 Central Connecticut State 78
No. 3 Maryland 74, No. 14 Iona 59
No. 6 UCLA 65, No. 11 Ball State 57

Second Round
Saturday, March 18
at Cleveland, OH
Syracuse 52, Kentucky 50
Michigan State 73, Utah 61
at Minneapolis, MN
Iowa State 79, Auburn 60
UCLA 105, Maryland 70

Regional Semifinals
Thursday, March 23
at Auburn Hills, MI
Michigan State 75, Syracuse 58
Iowa State 80, UCLA 56

Regional Championship
Saturday, March 25
Michigan State 75, Iowa State 64

WEST
First Round
Thursday, March 16
at Salt Lake City, UT
No. 5 Texas 77, No. 12 Indiana State 61
No. 4 LSU 64, No. 13 Southeast Missouri State 61
No. 1 Arizona 71, No. 16 Jackson State 47
No. 8 Wisconsin 66, No. 9 Fresno State 56
at Tuscon, AZ
No. 3 Oklahoma 74, No. 14 Winthrop 50
No. 6 Purdue 62, No. 11 Dayton 61
No. 10 Gonzaga 77, No. 7 Louisville 66
No. 2 St. John's 61, No. 15 Northern Arizona 56

Second round
Saturday, March 18
at Salt Lake City, UT
LSU 72, Texas 67
Wisconsin 66, Arizona 59
at Tucson, AZ
Purdue 66, Oklahoma 62
Gonzaga 82, St. John's 76

Regional semifinals
Thursday, March 23
at Albuquerque, NM
Purdue 75, Gonzaga 66
Wisconsin 61, LSU 48

Regional Championship
Saturday, March 25
Wisconsin 64, Purdue 60

EAST
First Round
Friday, March 17
at Winston-Salem, NC
No. 4 Illinois 68, No. 13 Pennsylvania 58
No. 5 Florida 69, No. 12 Butler 68, OT
No. 8 Kansas 81, No. 9 DePaul 77, OT
No. 1 Duke 82, No. 16 Lamar 55
at Buffalo, NY
No. 10 Seton Hall 72, No. 7 Oregon 71 OT
No. 2 Temple 73, No. 15 Lafayette 47
No. 3 Oklahoma State 86, No. 14 Hofstra 66
No. 11 Pepperdine 77, No. 6 Indiana 57

Second round
Sunday, March 19
at Winston-Salem, NC
Florida 93, Illinois 76
Duke 69, Kansas 64
At Buffalo, N.Y.
Oklahoma State 75, Pepperdine 67
Seton Hall 67, Temple 65, OT

Regional Semifinals
Friday, March 24
at Syracuse, NY
Florida 87, Duke 78
Oklahoma State 68, Seton Hall 66

Regional Championship
Sunday, March 26
Florida 77, Oklahoma State 65

SOUTH
First Round
Friday, March 17
at Birmingham, AL
No. 4 Tennessee 63, No. 13 Louisiana-Lafayette 58
No. 5 Connecticut 75, No. 12 Utah State 67
No. 8 North Carolina 84, No. 9 Missouri 70
No. 1 Stanford 84, No. 16 South Carolina State 65
at Nashville, TN
No. 2 Cincinnati 64, No. 15 North Carolina-Wilmington 47
No. 7 Tulsa 89, No. 10 UNLV 62
No. 3 Ohio State 87, No. 14 Appalachian State 61
No. 6 Miami 75, No. 11 Arkansas 71

Second round
Sunday, March 19
at Birmingham, AL
North Carolina 60, Stanford 53
Tennessee 65, Connecticut 51
at Nashville, TN
Tulsa 69, Cincinnati 61
Miami 75, Ohio State 62

Regional semifinals
Friday, March 24
at Austin, TX
Tulsa 80, Miami 71
North Carolina 74, Tennessee 69

Regional Championship
Sunday, March 26
North Carolina 59, Tulsa 55



When the competition gets tough, you need DOCutivity.®



Lanier 5245
Digital System

Lanier is the "Official Office Equipment Company" of the Miami Hurricanes

Lanier's DOCutivity® improves your productivity.

DOCutivity® can help your organization achieve its fiscal goals. DOCutivity® is a life-cycle approach to document management that lowers costs as it enhances information management efficiency throughout your organization.

Lanier's DOCutivity® Analysis is an easy, no risk way for you to determine the right solutions for your particular organization. You will get a through assessment of your current situation and a detailed report with recommendations tailored to your needs.

With analog systems going digital, and stand-alone systems going multifunctional, we can help you gear your office to compete in today's marketplace.

Our document management solutions include:

- **Facilities Management**
- **Digital Black and White and Color Copiers/Printers**
- **Facsimile and Multifunction Solutions**
- **Dictation Solutions**

Lanier Worldwide, Inc.
14601 Oak Lane, Miami Lakes, FL 33016

www.lanier.com

DOCutivity®

Call today for your free DOCutivity® Analysis.

1-800-708-7088

LANIER



1999-00 SEASON REVIEW

The University of Miami entered the 1999-00 season with high expectations. The Hurricanes were returning nine lettermen, including four starters, from a team that recorded one of the greatest season in school history posting a 23-7 record and ending the year ranked 10th in the nation.

Miami soon learned that things would not come easy and after a 5-5 start many wondered if the Hurricanes would even qualify for post-season play. The Hurricanes would rebound from that slow start, however, and eventually surpass the accomplishments of the 1998-99 team.

UM finished the season with a 23-11 record, earned a share of the BIG EAST regular season championship with a 13-3 conference record, received its third consecutive NCAA tournament appearance, and after wins over Arkansas and Ohio State, reached the Sweet Sixteen for the first time in school history.

Miami opened the 1999-00 season ranked in the Associated Press top-25 poll for the first time in school history debuting at No. 25. The Hurricanes lived up to the hype early winning its opening three game over Central Florida, Monmouth and Bethune-Cookman by an average margin of 25 points.

The month of December saw things go terribly wrong as the Hurricanes dropped three of its next four games. Opponents seemed to have career nights against UM. Memphis started the Miami slide as guard Keiron Shine came off the bench to score 39 points, connecting of 6-of-7 three-pointers, as the Tigers defeated Miami, 82-72, in Memphis.

Next up was North Carolina Charlotte and this time it was forward Jobey Thomas. Thomas hit 7-of-12 three-pointers, including four straight in the second half, en route to a career-high 28 points as the 49ers won, 75-65, at Miami Arena.

Following a 97-61 win over Hartford, Miami took on No. 7 North Carolina in the HIP Health Plan Orange Bowl Classic. Miami shot just 28-of-81 (.346) from the field in dropping a 78-68 decision to the Tar Heels.

Miami then traveled to the Puerto Rico for the San Juan Shootout. The change of location did not help the Hurricanes who lost two of three games and stood at 5-5 with the BIG EAST season just around the corner.

Miami returned from San Juan dejected but not defeated. The Hurricanes won two straight non-conference games over Florida Atlantic and Quinnipiac and entered the BIG EAST conference schedule with some confidence.

UM split its first four conference games defeating West Virginia and Seton Hall while falling to Syracuse and Georgetown. The loss to the Hoyas was extremely difficult for Miami who gave up a school-record 32 offensive rebounds in the 65-61 defeat.

Reeling after the loss to Georgetown, Miami (9-7, 2-2 BIG EAST) entered its road game at Villanova feeling it needed a win to keep its post-season hopes alive.

Trailing by 10 points late in the second half it looked as if UM was headed to another devastating defeat. But the Hurricanes battled back with an 8-2 run to pull within four, 64-60, with 2:28 left. After both teams exchanged free throws, Mario Bland sank a six footer to cut the deficit to two with 1:10 remaining.

Things looked bleak as Miami trailed 66-64 and Villanova's Brook Sales stood at the foul line shooting two free throws with just 16.7 seconds remaining. Sales missed both free throws and UM came down with the rebound.

Vernon Jennings drove baseline and tried to get a pass to Bland in the paint. The pass was tipped and miraculously rolled to Johnny Hemsley on the left wing. Hemsley picked up the loose ball and hit a three-point basket at the buzzer to give Miami the improbable 67-66 win.

The win over Villanova was just the spark Miami needed. The Hurricanes reeled off six straight conference wins before a 47-45 loss to Providence at Miami Arena left UM at 15-9 overall, 8-3 in the BIG EAST, and clearly on the NCAA bubble.

Miami then traveled to Storrs, CT to face 18th-ranked Connecticut at Gampel Pavilion. Once again in a must win situation the Hurricanes pulled off the upset knocking off the defending national champions, 63-57. With the win Miami became the first team in BIG EAST history to win consecutive games at Gampel.

UM won its next three games defeating West Virginia, Notre Dame and Pittsburgh setting the stage for its regular-season finale against 18th-ranked St. John's. Connecticut's win over Syracuse the night before meant that the winner of the UM-St. John's game would share the BIG EAST regular season title.

Miami went on to defeat the Red Storm, 74-70, in overtime to claim the first BIG EAST title in school history.

Three days later, Johnny Hemsley (second team) and Mario Bland (third team) were named All-BIG EAST.

On March 12 Miami received its third consecutive NCAA Tournament bid and was seeded 6th in the South Region.

UM faced SEC tournament champion Arkansas in the opening round and defeated the Razorbacks 75-71 behind 20 points from Johnny Hemsley. UM reached new heights two days later defeating second-seed and Big Ten champion Ohio State, 75-62. With the win Miami advanced to the NCAA Sweet 16 for the first time in school history.

The next week UM fell to Tulsa, 80-71, ending the Hurricanes' season. Miami ended the season ranked 23rd by the Associated Press and 20th in the USA Today/ESPN poll.

1999-00 FINAL RANKINGS

ASSOCIATED PRESS
(Final)

		Record	Pts
1.	Duke (58)	27-4	1,729
2.	Michigan St (6)	26-7	1,628
3.	Stanford (3)	26-3	1,522
4.	Arizona (2)	26-6	1,510
5.	Temple	26-5	1,482
6.	Iowa St	29-4	1,441
7.	Cincinnati (1)	28-3	1,414
8.	Ohio St	22-6	1,192
9.	St. Johns	24-7	1,050
10.	LSU	26-5	1,035
11.	Tennessee	24-6	986
12.	Oklahoma	26-6	919
13.	Florida	24-7	853
14.	Oklahoma St	24-6	748
15.	Texas	23-8	729
16.	Syracuse	24-5	701
17.	Maryland	24-9	670
18.	Tulsa	29-4	550
19.	Kentucky	22-9	496
20.	Connecticut	24-9	452
21.	Illinois	21-9	444
22.	Indiana	20-8	394
23.	MIAMI (FL)	21-10	181
24.	Auburn	23-9	166
25.	Purdue	21-9	100

OTHERS RECEIVING VOTES: Oregon 96, Kansas 55, UCLA 50, Arkansas 39, Fresno St 33, Utah St 30, Seton Hall 15, Ball St 6, Louisville 6, Utah 6, Vanderbilt 6, UNLV 4, Pennsylvania 3, Wisconsin 3, Butler 2, Gonzaga 2, Lafayette 1, Saint Louis1.

USA TODAY/ESPN
(Final)

		Record	Points
1.	Michigan State (31)	32-7	775
2.	Florida	29-8	735
3.	Iowa State	32-5	657
4.	Duke	29-5	656
5.	Stanford	27-4	594
6.	Oklahoma State	27-7	529
7.	Cincinnati	29-4	520
8.	Arizona	27-7	497
9.	Tulsa	32-5	446
10.	Temple	27-6	431
11.	North Carolina	22-14	400
12.	Syracuse	26-6	387
13.	LSU	28-6	378
14.	Tennessee	26-7	362
15.	Purdue	24-10	347
16.	Wisconsin	22-14	339
17.	Ohio State	23-7	301
18.	St. John's	25-8	235
19.	Oklahoma	27-7	227
20.	MIAMI (FL)	23-11	201
21.	Texas	24-9	178
22.	Kentucky	23-10	160
23.	UCLA	21-12	117
24.	Georgia	26-9	110
25.	Maryland	25-10	101

OTHERS RECEIVING VOTES: Connecticut 94; Seton Hall 81; Auburn 63; Indiana 36; Kansas 32; Illinois 29; Pepperdine 12; Dayton 8; Wake Forest 7; Fresno St. 6; Oregon 5; Butler 4; Utah 4; DePaul 3; Vanderbilt 3; Arkansas 2; Ball St. 1; Louisiana-Lafayette 1; Utah St. 1.

1999-00 Season Schedule and Results

All Games

RECORD:	OVERALL	HOME	AWAY	NEUTRAL
ALL GAMES	23-11	11-5	8-2	4-4
CONFERENCE	13-3	6-2	7-1	0-0
NON-CONFERENCE	10-8	5-3	1-1	4-4

DATE	TIME	TV	OPPONENT	W/L	SCORE	ATTEND	HIGH POINTS	HIGH REBOUNDS
11-19-99	7:50 p.m.		at Central Florida	W	81-54	3449	(17) Hemsley, Johnny	(7) Bland, Mario
11-23-99	7:30 p.m.		MONMOUTH	W	67-46	2088	(24) Hemsley, Johnny	(9) Bland, Mario
11-30-99	7:30 p.m.		BETHUNE-COOKMAN	W	102-75	2064	(27) Tyler, Elton	(10) Tyler, Elton
12-4-99	3:00 p.m.	SC	at Memphis	L	72-82	10353	(22) Bland, Mario	(12) Bland, Mario
12-7-99	7:30 p.m.	SC	UNC CHARLOTTE	L	65-75	2445	(13) Bland, Mario	(12) Bland, Mario
12-11-99	2:00 p.m.		HARTFORD	W	97-61	2041	(20) Hemsley, Johnny	(12) Bland, Mario
12-18-99	7:00 p.m.	ESPN	%NORTH CAROLINA	L	68-78	10140	(21) Hemsley, Johnny	(8) Tyler, Elton
12-20-99	3:30 p.m.		^vs Louisiana-Lafayette	L	60-66	569	(19) Hemsley, Johnny	(6) Jones, James
12-21-99	2:30 p.m.		^vs Detroit Mercy	W	68-64	155	(18) Bland, Mario (7) Bland, Mario	(7) Salmons, John
12-22-99	2:30 p.m.		^vs Illinois State	L	78-87	123	(18) Bland, Mario	(5) Salmons, John
12-27-99	7:30 p.m.		FLORIDA ATLANTIC	W	89-52	1202	(17) Salmons, John	(8) Bland, Mario
12-29-99	7:30 p.m.		QUINNIPIAC	W	80-66	1396	(24) Hemsley, Johnny	(8) Salmons, John
1-5-00	8:00 p.m.	SC	*WEST VIRGINIA	W	66-58	2732	(23) Hemsley, Johnny	(5) Tyler, Elton
1-8-00	Noon	SC	*SYRACUSE	L	55-67	3511	(14) Hemsley, Johnny	(9) Tyler, Elton
1-11-00	7:30 p.m.	SC	*at Seton Hall	W	71-64	8959	(23) Hemsley, Johnny	(9) Hurd, Leroy
1-15-00	Noon	WPLG-TV	*at Georgetown	L	61-65	7189	(18) Tyler, Elton	(7) Tyler, Elton
1-17-00	7:05 p.m.	ESPN	*at Villanova	W	67-66	6500	(21) Hemsley, Johnny	(10) Salmons, John
1-22-00	7:30 p.m.		*BOSTON COLLEGE	W	62-54	5210	(24) Bland, Mario	(9) Bland, Mario
1-25-00	7:30 p.m.	SC	*at Notre Dame	W	63-49	8834	(18) Hemsley, Johnny	(9) Wimbley, Dwayne
1-29-00	1:00 p.m.	CBS	KENTUCKY	L	57-60	9276	(18) Hemsley, Johnny	(7) Bland, Mario
2-1-00	7:30 p.m.		*PITTSBURGH	W	64-60	2424	(14) Jennings, Vernon	(9) Wimbley, Dwayne
2-5-00	3:00pm	SC	*at Rutgers	W	58-52	8515	(21) Hemsley, Johnny	(10) Salmons, John
2-7-00	7:00 p.m.	ESPN	*GEORGETOWN	W	77-55	3466	(17) Hemsley, Johnny (8) Tyler, Elton	(8)Jennings, Vernon
2-16-00	7:30 p.m.		*PROVIDENCE	L	45-47	2578	(11) Salmons, John	(11) Salmons, John
2-19-00	3:30 p.m.	ABC	*at Connecticut	W	63-57	10027	(22) Tyler, Elton	(8) Salmons, John
2-22-00	7:00 p.m.	SC	*at West Virginia	W	68-50	6281	(24) Hemsley, Johnny (7) Wimbley, Dwayne	(7) Salmons, John
2-26-00	7:00 p.m.	ESPN	*NOTRE DAME	W	55-52	6189	(14) Bland, Mario	(8) Jennings, Vernon
2-29-00	7:30 p.m.	SC	*at Pittsburgh	W	74-66	5225	(21) Hemsley, Johnny	(10) Bland, Mario
3-5-00	Noon	CBS	*ST. JOHN'S	WOT	74-70	7158	(20) Tyler, Elton	(11) Salmons, John
3-9-00	7:00 p.m.	ESPN2	&vs Notre Dame	W	61-58	19472	(17) Hemsley, Johnny (7) Hemsley, Johnny	(7) Tyler, Elton
3-10-00	9:30 p.m.	ESPN	&vs St. John's	L	57-58	19528	(15) Tyler, Elton	(8) Tyler, Elton
3-17-00	10:20 p.m.	CBS	#vs Arkansas	W	75-71	17297	(20) Hemsley, Johnny	(8) Tyler, Elton
3-19-00	4:40 p.m.	CBS	#vs Ohio State	W	75-62	17297	(24) Hemsley, Johnny	(11) Bland, Mario
3-24-00	7:55 p.m.	CBS	vs Tulsa	L	71-80	16000	(17) Bland, Mario (17) Jennings, Vernon	(9) Bland, Mario

%-HIP Orange Bowl Basketball Classic, Sunrise, FL
^-San Juan Shootout, San Juan, PR
&-AT&T BIG EAST Championship, New York, NY
SC-SportsChannel Florida

ATTENDANCE SUMMARY

GAMES	TOTALS	AVG/GAME
HOME	16	63920	3995
AWAY	10	75332	7533
NEUTRAL	8	90441	11305
TOTAL	34	229693	6756

1999-00 STATISTICS

ALL GAMES

RECORD:	OVERALL	HOME	AWAY	NEUTRAL
ALL GAMES	23-11	11-5	8-2	4-4
CONFERENCE	13-3	6-2	7-1	0-0
NON-CONFERENCE	10-8	5-3	1-1	4-4

										REBOUNDS							
##	Player	GP-GS	Min-Avg	FG-FGA	Pct	3FG-FGA	Pct	FT-FTA	Pct	Off-Def	Tot—Avg	PF—FO	A	TO	Blk	Stl	Pts—Avg
31	Hemsley, Johnny	30-29	1075-35.8	194-488	.398	64-200	.320	90-106	.849	36-72	108—3.6	64—2	52	69	9	39	542—18.1
51	Bland, Mario	34-34	948-27.9	155-328	.473	4-24	.167	116-159	.730	90-147	237—7.0	90—1	42	66	11	26	430—12.6
25	Tyler, Elton	34-34	877-25.8	131-256	.512	1-4	.250	80-103	.777	74-112	186—5.5	87—2	34	62	34	25	343—10.1
45	Salmons, John	34-34	1104-32.5	109-240	.454	29-85	.341	73-92	.793	80-102	182—5.4	93—2	66	67	20	50	320—9.4
30	Jennings, Vernon	32-31	1117-34.9	84-208	.404	8-30	.267	82-112	.732	20-112	132—4.1	85—2	218	118	11	75	258—8.1
00	Hurd, Leroy	34-4	418-12.3	57-125	.456	6-18	.333	25-43	.581	29-41	70—2.1	48—0	13	31	5	18	145—4.3
33	Jones, James	33-0	424-12.8	52-122	.426	10-32	.312	15-18	.833	30-34	64—1.9	43—0	11	22	18	16	129—3.9
34	Wimbley, Dwayne	33-0	450-13.6	39-104	.375	0-0	.000	19-36	.528	54-76	130—3.9	53—0	12	31	17	12	97—2.9
03	Simmons, Michael	3-0	43-14.3	3-5	.600	1-2	.500	0-0	.000	2-5	7—2.3	5—0	4	3	0	2	7—2.3
13	Coelho, Joao Paulo	31-4	313-10.1	19-70	.271	9-39	.231	14-19	.737	3-26	29—0.9	43—1	39	27	1	21	61—2.0
20	El-Bassiouni, Tarik	9-0	35-3.9	4-14	.286	0-3	.000	2-2	1.000	5-5	10—1.1	3—0	6	1	0	2	10—1.1
10	Gonzalez, Orlando	5-0	11-2.2	2-6	.333	0-2	.000	0-0	.000	1-1	2—0.4	1—0	0	2	0	0	4—0.8
12	Roberts, Oti	5-0	10-2.0	0-5	.000	0-1	.000	0-0	.000	0-0	0—0.0	0—0	1	0	0	0	0—0.0
TEAM										65-60	125-3.7			5			
	Total	**34**		**849-1971**	**.431**	**132-440**	**.300**	**516-690**	**.748**	**489-793**	**1282—37.7**	**615—10**	**498**	**504**	**126**	**286**	**2346—69.0**
	Opponents	**34**		**741-1883**	**.394**	**190-637**	**.298**	**455-669**	**.680**	**467-738**	**1205—35.4**	**639—·**	**406**	**615**	**110**	**232**	**2127—62.6**

SCORE BY PERIODS:	1st	2nd	OT	Total
Miami Hurricanes	1105	1229	12	2346
Opponents	1001	1118	8	2127

DEADBALL REBOUNDS:	OFF	DEF	TOTAL
Miami Hurricanes	68	7	75
Opponents	89	1	90

BIG EAST GAMES

RECORD:	OVERALL	HOME	AWAY	NEUTRAL
CONFERENCE	13-3	6-2	7-1	0-0

										REBOUNDS							
##	Player	GP-GS	Min-Avg	FG-FGA	Pct	3FG-FGA	Pct	FT-FTA	Pct	Off-Def-Tot	Avg	PF—DQ	A	TO	Blk	Stl	Pts—Avg
31	Hemsley, Johnny	14-14	522-37.3	92-227	.405	23-80	.287	44-49	.898	13-37	50—3.6	23—0	24	28	7	22	251—17.9
51	Bland, Mario	16-16	449-28.1	71-153	.464	0-7	.000	58-82	.707	42-60	102—6.4	40—0	21	32	6	17	200—12.5
25	Tyler, Elton	16-16	415-25.9	55-116	.474	0-1	.000	34-45	.756	32-51	83—5.2	47—2	14	23	18	11	144—9.0
45	Salmons, John	16-16	530-33.1	46-109	.422	10-33	.303	33-41	.805	39-56	95—5.9	42—1	30	29	8	30	135—8.4
30	Jennings, Vernon	16-16	593-37.1	40-113	.354	3-12	.250	44-62	.710	12-58	70—4.4	41—2	111	60	9	45	127—7.9
33	Jones, James	16-0	204-12.8	25-53	.472	5-16	.312	3-6	.500	12-12	24—1.5	20—0	6	14	10	4	58—3.6
00	Hurd, Leroy	16-1	197-12.3	22-53	.415	1-8	.125	9-12	.750	13-15	28—1.8	24—0	7	13	2	7	54—3.4
34	Wimbley, Dwayne	16-0	216-13.5	13-51	.255	0-0	.000	9-15	.600	28-36	64—4.0	25—0	6	17	10	6	35—2.2
13	Coelho, Joao Paulo	15-1	89-5.9	6-22	.273	3-13	.231	2-2	1.000	2-7	9—0.6	15—0	8	10	0	7	17—1.1
20	El-Bassiouni, Tarik	2-0	4-2.0	1-3	.333	0-1	.000	0-0	.000	1-2	3—1.5	0—0	1	0	0	1	2—1.0
12	Roberts, Oti	1-0	3-3.0	0-2	.000	0-1	.000	0-0	.000	0-0	0—0.0	0—0	0	0	0	0	0—0.0
10	Gonzalez, Orlando	1-0	3-3.0	0-0	.000	0-0	.000	0-0	.000	0-0	0—0.0	0—0	0	2	0	0	0—0.0
TEAM										32-33	65—4.1			3			
	Total	**16**		**371-902**	**.411**	**45-172**	**.262**	**236-314**	**.752**	**226-367**	**593—37.1**	**277—5**	**228**	**231**	**70**	**150**	**1023—63.9**
	Opponents	**16**		**331-879**	**.377**	**75-280**	**.259**	**195-299**	**.652**	**240-350**	**590—36.9**	**295**	**190**	**299**	**55**	**110**	**932—58.2**

SCORE BY PERIODS:	1st	2nd	OT	Total
Miami Hurricanes	469	542	12	1023
Opponents	458	466	8	932

DEADBALL REBOUNDS:	OFF	DEF	TOTAL
Miami Hurricanes	32	4	36
Opponents	41	1	42

1999-00 Team Game-by-Game

MIAMI STATISTICS

										REBOUNDS							
Opponent	Date	Score	W/L	FG-FGA	Pct	3FG-FGA	Pct	FT-FTA	Pct	Off-Def	Tot—Avg	PF	A	TO	Blk	Stl	Pts—Avg
at Central Florida	11-19-99	81-54	W	28-60	.467	2-10	.200	23-30	.767	14-26	40—40.0	18	15	11	2	10	81—81.0
MONMOUTH	11-23-99	67-46	W	25-56	.446	3-11	.273	14-19	.737	13-24	37—38.5	16	14	10	2	8	67—74.0
BETHUNE-COOKMAN	11-30-99	102-75	W	33-61	.541	4-11	.364	32-39	.821	17-30	47—41.3	22	21	20	5	11	102—83.3
at Memphis	12-4-99	72-82	L	32-68	.471	3-19	.158	5-11	.455	20-25	45—42.2	23	12	15	2	2	72—80.5
UNC CHARLOTTE	12-7-99	65-75	L	25-68	.368	6-27	.222	9-14	.643	20-21	41—42.0	19	10	15	3	8	65—77.4
HARTFORD	12-11-99	97-61	W	37-72	.514	8-18	.444	15-19	.789	15-29	44—42.3	20	22	21	3	13	97—80.7
NORTH CAROLINA	12-18-99	68-78	L	28-81	.346	5-25	.200	7-8	.875	20-22	42—42.3	21	14	5	4	7	68—78.9
vs Louisiana-Lafayett	12-20-99	60-66	L	18-54	.333	3-11	.273	21-25	.840	13-15	28—40.5	22	7	17	1	10	60—76.5
vs Detroit Mercy	12-21-99	68-64	W	23-54	.426	4-11	.364	18-25	.720	16-24	40—40.4	20	12	16	2	5	68—75.6
vs Illinois State	12-22-99	78-87	L	32-62	.516	5-14	.357	9-14	.643	10-17	27—39.1	17	19	12	2	11	78—75.8
FLORIDA ATLANTIC	12-27-99	89-52	W	36-63	.571	6-16	.375	11-20	.550	19-24	43—39.5	14	24	16	4	10	89—77.0
QUINNIPIAC	12-29-99	80-66	W	23-55	.418	3-14	.214	31-39	.795	15-22	37—39.2	14	14	12	9	7	80—77.2
WEST VIRGINIA	1-5-00	66-58	W	24-52	.462	1-8	.125	17-22	.773	7-16	23—38.0	15	17	11	4	13	66—76.4
SYRACUSE	1-8-00	55-67	L	20-64	.312	4-13	.308	11-15	.733	17-20	37—37.9	17	14	15	2	9	55—74.9
at Seton Hall	1-11-00	71-64	W	25-61	.410	4-11	.364	17-23	.739	13-25	38—37.9	16	16	9	3	10	71—74.6
at Georgetown	1-15-00	61-65	L	23-55	.418	2-5	.400	13-17	.765	13-22	35—37.8	19	10	21	12	10	61—73.8
at Villanova	1-17-00	67-66	W	23-60	.383	2-11	.182	19-25	.760	15-23	38—37.8	22	9	10	3	11	67—73.4
BOSTON COLLEGE	1-22-00	62-54	W	21-62	.339	3-15	.200	17-25	.680	19-25	44—38.1	19	12	14	5	11	62—72.7
at Notre Dame	1-25-00	63-49	W	21-45	.467	4-11	.364	17-18	.944	7-24	31—37.7	18	16	17	3	9	63—72.2
KENTUCKY	1-29-00	57-60	L	21-54	.389	4-12	.333	11-13	.846	14-17	31—37.4	21	10	9	7	9	57—71.4
PITTSBURGH	2-1-00	64-60	W	23-54	.426	2-9	.222	16-19	.842	13-21	34—37.2	15	10	15	4	7	64—71.1
at Rutgers	2-5-00	58-52	W	22-64	.344	3-9	.333	11-14	.786	25-18	43—37.5	15	13	12	3	10	58—70.5
GEORGETOWN	2-7-00	77-55	W	25-56	.446	3-7	.429	24-32	.750	13-40	53—38.2	24	17	25	5	9	77—70.8
PROVIDENCE	2-16-00	45-47	L	15-47	.319	2-12	.167	13-22	.591	17-17	34—38.0	13	8	13	2	9	45—69.7
at Connecticut	2-19-00	63-57	W	22-51	.431	1-8	.125	18-22	.818	17-19	36—37.9	11	14	12	5	6	63—69.4
at West Virginia	2-22-00	68-50	W	27-56	.482	6-14	.429	8-10	.800	15-26	41—38.0	18	19	18	5	13	68—69.4
NOTRE DAME	2-26-00	55-52	W	19-51	.373	5-16	.312	12-17	.706	9-22	31—37.8	16	12	16	4	9	55—68.9
at Pittsburgh	2-29-00	74-66	W	33-63	.524	3-10	.300	5-7	.714	10-20	30—37.5	15	24	7	4	7	74—69.0
ST. JOHN'S	3-5-00	74-70	W-OT	28-61	.459	0-13	.000	18-26	.692	16-29	45—37.8	24	17	16	6	7	74—69.2
vs Notre Dame	3-9-00	61-58	W	26-52	.500	3-10	.300	6-10	.600	8-21	29—37.5	14	18	16	0	6	61—68.9
vs St. John's	3-10-00	57-58	L	19-52	.365	5-16	.312	14-18	.778	14-26	40—37.5	14	12	14	3	3	57—68.5
vs Arkansas	3-17-00	75-71	W	23-49	.469	7-12	.583	22-32	.688	14-26	40—37.6	18	17	23	3	3	75—68.8
vs Ohio State	3-19-00	75-62	W	26-51	.510	6-14	.429	17-19	.895	9-32	41—37.7	19	19	21	2	5	75—68.9
vs Tulsa	3-24-00	71-80	L	23-57	.404	10-17	.588	15-21	.714	12-25	37—37.7	26	10	20	2	8	71—69.0
Miami Hurricanes	**2346**			**849-1971**	**.431**	**132-440**	**.300**	**516-690**	**.748**	**489-793**	**1282—37.7**	**615**	**498**	**504**	**126**	**286**	**2346—69.0**
Opponents	**2127**			**741-1882**	**.394**	**190-636**	**.299**	**455-669**	**.680**	**467-738**	**1205—35.4**	**639**	**406**	**615**	**110**	**232**	**2127—62.6**

OPPONENT STATISTICS

										REBOUNDS							
Opponent	Date	Score	W/L	FG-FGA	Pct	3FG-FGA	Pct	FT-FTA	Pct	Off-Def	Tot—Avg	PF	A	TO	Blk	Stl	Pts—Avg
at Central Florida	11-19-99	81-54	W	19-54	.352	7-23	.304	9-14	.643	12-23	35—35.0	25	12	21	2	5	54—54.0
MONMOUTH	11-23-99	67-46	W	18-55	.327	5-23	.217	5-11	.455	17-21	38—36.5	19	9	21	2	3	46—50.0
BETHUNE-COOKMAN	11-30-99	102-75	W	26-61	.426	7-19	.368	16-26	.615	11-17	28—33.7	30	16	21	1	12	75—58.3
at Memphis	12-4-99	72-82	L	28-69	.406	6-14	.429	20-26	.769	17-21	38—34.8	11	15	7	5	4	82—64.2
UNC CHARLOTTE	12-7-99	65-75	L	26-58	.448	12-28	.429	11-16	.688	13-26	39—35.6	15	13	19	2	6	75—66.4
HARTFORD	12-11-99	97-61	W	19-55	.345	3-19	.158	20-25	.800	11-22	33—35.2	17	5	25	4	7	61—65.5
NORTH CAROLINA	12-18-99	68-78	L	26-54	.481	6-11	.545	20-25	.800	7-34	41—36.0	13	18	15	4	3	78—67.3
vs Louisiana-Lafayett	12-20-99	60-66	L	21-53	.396	6-20	.300	18-23	.783	21-26	47—37.4	24	9	27	4	6	66—67.1
vs Detroit Mercy	12-21-99	68-64	W	20-48	.417	5-17	.294	19-24	.792	8-18	26—36.1	23	9	17	0	6	64—66.8
vs Illinois State	12-22-99	78-87	L	28-48	.583	13-18	.722	18-23	.783	5-22	27—35.2	13	13	17	4	4	87—68.8
FLORIDA ATLANTIC	12-27-99	89-52	W	19-51	.373	6-20	.300	8-12	.667	11-14	25—34.3	18	11	24	4	11	52—67.3
QUINNIPIAC	12-29-99	80-66	W	26-62	.419	6-17	.353	8-9	.889	14-23	37—34.5	29	18	22	1	5	66—67.2
WEST VIRGINIA	1-5-00	66-58	W	24-55	.436	7-17	.412	3-9	.333	19-24	43—35.2	20	14	26	2	6	58—66.5
SYRACUSE	1-8-00	55-67	L	24-51	.471	3-11	.273	16-22	.727	11-29	40—35.5	14	15	21	5	6	67—66.5
at Seton Hall	1-11-00	71-64	W	24-57	.421	5-19	.263	11-17	.647	12-27	39—35.7	20	11	15	5	4	64—66.3
at Georgetown	1-15-00	61-65	L	23-74	.311	2-12	.167	17-23	.739	32-22	54—36.9	17	9	21	6	12	65—66.2
at Villanova	1-17-00	67-66	W	22-52	.423	6-17	.353	16-27	.593	16-26	42—37.2	23	16	17	5	2	66—66.2
BOSTON COLLEGE	1-22-00	62-54	W	17-56	.304	3-20	.150	17-22	.773	16-26	42—37.4	20	7	23	5	8	54—65.6
at Notre Dame	1-25-00	63-49	W	16-50	.320	5-22	.227	12-18	.667	13-18	31—37.1	18	13	18	3	6	49—64.7
KENTUCKY	1-29-00	57-60	L	21-53	.396	6-17	.353	12-21	.571	20-20	40—37.2	14	11	14	5	4	60—64.4
PITTSBURGH	2-1-00	64-60	W	22-53	.415	9-25	.360	7-13	.538	14-20	34—37.1	22	14	19	1	8	60—64.2
at Rutgers	2-5-00	58-52	W	19-42	.452	7-17	.412	7-14	.500	7-19	26—36.6	17	12	16	6	4	52—63.7
GEORGETOWN	2-7-00	77-55	W	18-68	.265	2-17	.118	17-31	.548	20-21	41—36.8	22	8	21	6	14	55—63.3
PROVIDENCE	2-16-00	45-47	L	19-50	.380	3-10	.300	6-9	.667	17-20	37—36.8	18	4	20	3	7	47—62.6
at Connecticut	2-19-00	63-57	W	21-52	.404	3-16	.188	12-15	.800	12-14	26—36.4	19	14	13	3	3	57—62.4
at West Virginia	2-22-00	68-50	W	20-52	.385	4-19	.211	6-15	.400	10-15	25—35.9	12	11	19	3	8	50—61.9
NOTRE DAME	2-26-00	55-52	W	15-42	.357	8-26	.308	14-17	.824	6-25	31—35.7	18	12	22	0	8	52—61.6
at Pittsburgh	2-29-00	74-66	W	23-62	.371	5-25	.200	15-19	.789	21-22	43—36.0	13	15	15	0	3	66—61.7
ST. JOHN'S	3-5-00	74-70	Wot	24-63	.381	3-17	.176	19-28	.679	14-22	36—36.0	22	15	13	2	11	70—62.0
vs Notre Dame	3-9-00	61-58	W	22-52	.423	6-25	.240	8-10	.800	11-20	31—35.8	12	14	17	1	8	58—61.9
vs St. John's	3-10-00	57-58	L	21-59	.356	4-14	.286	12-20	.600	13-20	33—35.7	16	12	7	3	10	58—61.7
vs Arkansas	3-17-00	75-71	W	24-59	.407	9-26	.346	14-22	.636	12-18	30—35.6	25	10	16	6	9	71—62.0
vs Ohio State	3-19-00	75-62	W	20-56	.357	4-18	.222	18-26	.692	9-17	26—35.3	21	9	11	4	9	62—62.0
vs Tulsa	3-24-00	71-80	L	26-56	.464	4-17	.235	24-37	.649	15-26	41—35.4	19	12	15	3	10	80—62.6
Opponents		**2127**		**741-1882**	**.394**	**190-636**	**.299**	**455-669**	**.680**	**467-738**	**120—35.4**	**639**	**406**	**615**	**110**	**232**	**2127—62.6**
Miami Hurricanes		**2346**		**849-1971**	**.431**	**132-440**	**.300**	**516-690**	**.748**	**489-793**	**1282—37.7**	**615**	**498**	**504**	**126**	**286**	**2346—69.0**

1999-00 Points-Rebounds-Assists

Opponent	Date	Score	WL	00 Hurd	03 Simmons	10 Gonzalez	12 Roberts	13 Coelho	20 El-Bassiouni	25 Tyler	30 Jennings	31 Hemsley
at Central Florida	11-19-99	81-54	W	4- 6- 0	DNP	2- 0- 0	0- 0- 0	6- 1- 4	2- 0- 0	14- 5- 0	9- 5- 6	17- 4- 1
MONMOUTH	11-23-99	67-46	W	2- 1- 0	DNP	DNP	DNP	6- 2- 7	2- 2- 0	11- 6- 2	DNP	24- 7- 1
BETHUNE-COOKMAN	11-30-99	102-75	W	11- 4- 0	DNP	0- 1- 0	0- 0- 1	3- 2- 0	2- 1- 2	27-10- 1	8- 6-12	19- 2- 3
at Memphis	12-4-99	72-82	L	7- 5- 0	DNP	DNP	DNP	2- 4- 6	0- 1- 0	11- 9- 0	DNP	20- 1- 2
UNC CHARLOTTE	12-7-99	65-75	L	2- 1- 1	0- 3- 1	DNP	DNP	2- 1- 2	DNP	9- 6- 2	2- 3- 2	12- 1- 2
HARTFORD	12-11-99	97-61	W	15- 3- 1	7- 3- 2	0- 1- 0	0- 0- 0	7- 1- 2	2- 1- 0	8- 5- 2	6- 3- 7	20- 2- 5
NORTH CAROLINA	12-18-99	68-78	L	0- 0- 0	0- 1- 1	DNP	DNP	DNP	DNP	6- 8- 1	11- 5- 2	21- 4- 4
vs Louisiana-Lafayette	12-20-99	60-66	L	2- 1- 1	DNP	DNP	DNP	0- 0- 0	DNP	8- 1- 0	10- 2- 3	19- 3- 1
vs Detroit Mercy	12-21-99	68-64	W	4- 2- 0	DNP	DNP	DNP	0- 1- 1	DNP	5- 4- 1	8- 5- 6	10- 3- 1
vs Illinois State	12-22-99	78-87	L	10- 2- 0	DNP	DNP	DNP	9- 4- 2	DNP	10- 2- 1	7- 4-10	DNP
FLORIDA ATLANTIC	12-27-99	89-52	W	15- 6- 1	DNP	2- 0- 0	0- 0- 0	7- 3- 7	0- 2- 3	10- 4- 1	11- 2- 8	DNP
QUINNIPIAC	12-29-99	80-66	W	5- 2- 0	DNP	DNP	DNP	2- 0- 0	DNP	9- 6- 6	11- 3- 6	24- 3- 0
WEST VIRGINIA	1-5-00	66-58	W	0- 0- 1	DNP	DNP	DNP	0- 0- 0	DNP	9- 5- 0	14- 4- 8	23- 4- 0
SYRACUSE	1-8-00	55-67	L	0- 0- 0	DNP	DNP	DNP	0- 0- 0	DNP	9- 9- 0	0- 1- 7	14- 7- 3
at Seton Hall	1-11-00	71-64	W	9- 9- 1	DNP	DNP	DNP	0- 0- 0	DNP	5- 6- 2	14- 6- 6	23- 1- 0
at Georgetown	1-15-00	61-65	L	2- 1- 0	DNP	DNP	DNP	0- 0- 0	DNP	18- 7- 1	7- 4- 4	17- 4- 3
at Villanova	1-17-00	67-66	W	2- 1- 0	DNP	DNP	DNP	2- 1- 0	DNP	7- 4- 0	2- 2- 6	21- 2- 1
BOSTON COLLEGE	1-22-00	62-54	W	2- 2- 1	DNP	DNP	DNP	0- 2- 1	DNP	2- 6- 3	11- 4- 3	12- 6- 0
at Notre Dame	1-25-00	63-49	W	7- 2- 0	DNP	DNP	DNP	3- 0- 1	DNP	6- 4- 1	8- 4-11	18- 1- 1
KENTUCKY	1-29-00	57-60	L	4- 2- 0	DNP	DNP	DNP	0- 0- 0	DNP	3- 3- 0	8- 4- 5	18- 4- 1
PITTSBURGH	2-1-00	64-60	W	8- 2- 0	DNP	DNP	DNP	DNP	DNP	8- 3- 0	14- 6- 4	10- 2- 2
at Rutgers	2-5-00	58-52	W	0- 0- 0	DNP	DNP	DNP	0- 0- 0	DNP	12- 9- 0	2- 6-10	21- 1- 2
GEORGETOWN	2-7-00	77-55	W	9- 3- 2	DNP	0- 0- 0	0- 0- 0	2- 3- 3	0- 1- 0	8- 8- 0	15- 8- 7	17- 4- 2
PROVIDENCE	2-16-00	45-47	L	4- 2- 0	DNP	DNP	DNP	2- 1- 1	DNP	6- 6- 2	9- 2- 4	DNP
at Connecticut	2-19-00	63-57	W	0- 0- 0	DNP	DNP	DNP	0- 0- 0	DNP	22- 1- 0	5- 5- 8	14- 5- 3
at West Virginia	2-22-00	68-50	W	4- 2- 0	DNP	DNP	DNP	0- 0- 0	2- 2- 1	2- 0- 2	8- 3- 9	24- 3- 2
NOTRE DAME	2-26-00	55-52	W	2- 2- 1	DNP	DNP	DNP	8- 2- 2	DNP	6- 4- 0	9- 8- 6	DNP
at Pittsburgh	2-29-00	74-66	W	4- 1- 0	DNP	DNP	DNP	0- 0- 0	DNP	4- 3- 1	5- 2-10	21- 5- 2
ST. JOHN'S	3-5-00	74-70	W-OT	1- 1- 1	DNP	DNP	DNP	0- 0- 0	DNP	20- 8- 2	4- 5- 8	16- 5- 3
vs Notre Dame	3-9-00	61-58	W	2- 1- 1	DNP	DNP	DNP	0- 0- 0	DNP	14- 7- 0	8- 3-11	17- 7- 1
vs St. John's	3-10-00	57-58	L	0- 2- 0	DNP	DNP	DNP	0- 0- 0	DNP	15- 8- 0	4- 3- 8	13- 7- 3
vs Arkansas	3-17-00	75-71	W	3- 0- 1	DNP	DNP	DNP	0- 0- 0	DNP	9- 8- 2	7- 4- 8	20- 3- 2
vs Ohio State	3-19-00	75-62	W	0- 0- 0	DNP	DNP	DNP	DNP	DNP	20- 9- 1	4- 6- 6	24- 3- 1
vs Tulsa	3-24-00	71-80	L	5- 4- 0	DNP	DNP	DNP	0- 1- 0	0- 0- 0	0- 2- 0 1	7- 4- 7	13- 4- 0

Opponent	Date	Score	WL	33 Jones	34 Wimbley	45 Salmons	51 Bland
at Central Florida	11-19-99	81-54	W	8- 2- 0	0- 1- 0	5- 6- 0	14- 7- 4
MONMOUTH	11-23-99	67-46	W	6- 0- 0	DNP	10- 7- 3	6- 9- 1
BETHUNE-COOKMAN	11-30-99	102-75	W	DNP	8- 7- 0	14- 3- 1	10- 5- 1
at Memphis	12-4-99	72-82	L	0- 1- 0	6- 6- 0	4- 4- 4	22-12- 0
UNC CHARLOTTE	12-7-99	65-75	L	11- 5- 0	3- 2- 0	11- 1- 0	13-12- 0
HARTFORD	12-11-99	97-61	W	4- 4- 1	1- 4- 1	13- 5- 0	14-12- 1
NORTH CAROLINA	12-18-99	68-78	L	2- 2- 0	3- 4- 0	15- 7- 5	10- 7- 1
vs Louisiana-Lafayette	12-20-99	60-66	L	6- 6- 1	6- 3- 0	7- 3- 1	2- 4- 0
vs Detroit Mercy	12-21-99	68-64	W	8- 2- 0	2- 5- 1	13- 7- 0	18- 7- 2
vs Illinois State	12-22-99	78-87	L	2- 1- 2	6- 3- 0	16- 5- 3	18- 4- 1
FLORIDA ATLANTIC	12-27-99	89-52	W	3- 6- 0	10- 7- 0	17- 3- 3	14- 8- 1
QUINNIPIAC	12-29-99	80-66	W	0- 2- 0	2- 4- 1	8- 8- 1	19- 6- 0
WEST VIRGINIA	1-5-00	66-58	W	0- 0- 0	4- 2- 0	4- 1- 7	12- 4- 1
SYRACUSE	1-8-00	55-67	L	7- 3- 0	0- 0- 1	12- 7- 2	13- 8- 1
at Seton Hall	1-11-00	71-64	W	0- 3- 2	0- 3- 0	6- 0- 3	14- 7- 2
at Georgetown	1-15-00	61-65	L	0- 0- 0	0- 5- 0	10- 5- 0	7- 5- 2
at Villanova	1-17-00	67-66	W	0- 1- 0	2- 4- 1	19-10- 0	12- 9- 1
BOSTON COLLEGE	1-22-00	62-54	W	5- 2- 1	2- 2- 1	4- 7- 1	24- 9- 1
at Notre Dame	1-25-00	63-49	W	2- 1- 0	2- 9- 0	10- 5- 1	7- 2- 1
KENTUCKY	1-29-00	57-60	L	0- 0- 0	2- 3- 0	2- 4- 4	10- 7- 0
PITTSBURGH	2-1-00	64-60	W	7- 3- 0	4- 9- 1	6- 3- 2	7- 3- 1
at Rutgers	2-5-00	58-52	W	4- 0- 0	0- 4- 1	6-10- 0	13- 8- 0
GEORGETOWN	2-7-00	77-55	W	2- 2- 0	6- 5- 0	10- 6- 0	8- 7- 3
PROVIDENCE	2-16-00	45-47	L	0- 0- 0	3- 0- 0	11-11- 1	10- 7- 0
at Connecticut	2-19-00	63-57	W	0- 0- 0	3- 5- 1	11- 8- 2	8- 3- 0
at West Virginia	2-22-00	68-50	W	4- 3- 1	2- 7- 0	10- 7- 4	12- 6- 0
NOTRE DAME	2-26-00	55-52	W	3- 0- 0	1- 3- 0	12- 2- 3	14- 7- 0
at Pittsburgh	2-29-00	74-66	W	16- 3- 2	2- 2- 0	2- 2- 4	20-10- 5
ST. JOHN'S	3-5-00	74-70	W-OT	8- 3- 0	4- 4- 0	2-11- 0	19- 7- 3
vs Notre Dame	3-9-00	61-58	W	4- 0- 0	4- 2- 2	3- 3- 2	9- 3- 1
vs St. John's	3-10-00	57-58	L	4- 3- 0	0- 1- 0	8- 6- 1	13- 6- 0
vs Arkansas	3-17-00	75-71	W	2- 2- 0	4- 7- 1	16- 6- 1	14- 6- 2
vs Ohio State	3-19-00	75-62	W	5- 2- 0	2- 4- 0	13- 4- 5	7-11- 6
vs Tulsa	3-24-00	71-80	L	6- 2- 1	3- 3- 0	10- 5- 2	17- 9- 0

TM

1999-00 SUPERLATIVES

	MIAMI TEAM HIGHS	MIAMI TEAM LOWS
POINTS	102 vs BETHUNE-COOKMAN (11-30-99)	45 vs PROVIDENCE (2-16-00)
FIRST HALF POINTS	53 vs HARTFORD (12-11-99)	21 vs two opponents
SECOND HALF POINTS	50 vs QUINNIPIAC (12-29-99)	22 vs Louisiana-Lafayette (12-20-99)
VICTORY MARGIN	37 vs. FLORIDA ATLANTIC (12-27-99)	1 at Villanova (1-17-00)
FIELD GOALS MADE	37 vs HARTFORD (12-11-99)	15 vs PROVIDENCE (2-16-00)
FIELD GOAL ATTEMPTS	81 vs NORTH CAROLINA (12-18-99)	45 at Notre Dame (1-25-00)
FIELD GOAL PERCENTAGE	.581 (36-62) vs FLORIDA ATLANTIC (12-27-99)	.313 (20-64) vs SYRACUSE (1-8-00)
3 PT FIELD GOALS MADE	10 vs Tulsa (3-24-00)	0 vs ST JOHN'S (3-5-00)
3 PT FG ATTEMPTS	27 vs UNC CHARLOTTE (12-7-99)	5 at Georgetown (1-15-00)
3 PT FG PERCENTAGE	.588 (10-17) vs Tulsa (3-24-00)	.000 (0-13) vs ST JOHN'S (3-5-00)
FREE THROWS MADE	32 vs BETHUNE-COOKMAN (11-30-99)	5 vs. two opponents
FREE THROW ATTEMPTS	39 vs. two opponents	7 at Pittsburgh (2-29-00)
FREE THROW PERCENTAGE	.944 (17-18) at Notre Dame (1-25-00)	.455 (5-11) at Memphis (12-4-99)
OFFENSIVE REBOUNDS	25 at Rutgers (2-5-00)	7 vs two opponents
DEFENSIVE REBOUNDS	40 vs GEORGETOWN (2-7-00)	15 vs Louisiana-Lafayette (12-20-99)
TOTAL REBOUNDS	53 vs GEORGETOWN (2-7-00)	23 vs WEST VIRGINIA (1-5-00)
ASSISTS	24 vs two opponents	7 vs. Louisiana-Lafayette (12-20-99)
STEALS	13 vs three opponents	2 at Memphis (12-4-99)
BLOCKED SHOTS	12 at Georgetown (1-15-00)	0 vs Notre Dame (3-9-00)
TURNOVERS	25 vs GEORGETOWN (2-7-00)	5 vs NORTH CAROLINA (12-18-99)
FOULS	26 vs Tulsa (3-24-00)	11 at Connecticut (2-19-00)

	OPPONENT TEAM HIGHS	OPPONENT TEAM LOWS
POINTS	87, Illinois State (12-22-99)	46, MONMOUTH (11-23-99)
FIRST HALF POINTS	41, North Carolina (12-18-99)	20, PROVIDENCE (2-16-00)
SECOND HALF POINTS	52, Memphis (12-4-99)	21, MONMOUTH (11-23-99)
VICTORY MARGIN	12, SYRACUSE (1-8-00)	1, St. John's (3-10-00)
FIELD GOALS MADE	28, two opponents	15, NOTRE DAME (2-26-00)
FIELD GOAL ATTEMPTS	74, Georgetown (1-15-00)	42, two opponents
FIELD GOAL PERCENTAGE	.583 (28-48), Illinois State (12-22-99)	.265 (18-68), GEORGETOWN (2-7-00)
3 PT FIELD GOALS MADE	13, Illinois State (12-22-99)	2, two opponents
3 PT FG ATTEMPTS	28, UNC CHARLOTTE (12-7-99)	10, PROVIDENCE (2-16-00)
3 PT FG PERCENTAGE	.722 (13-18), Illinois State (12-22-99)	.118 (2-17), GEORGETOWN (2-7-00)
FREE THROWS MADE	24, Tulsa (3-24-00)	3, WEST VIRGINIA (1-5-00)
FREE THROW ATTEMPTS	37, Tulsa (3-24-00)	9, three opponents
FREE THROW PERCENTAGE	.889 (8-9), QUINNIPIAC (12-29-99)	.333 (3-9), WEST VIRGINIA (1-5-00)
OFFENSIVE REBOUNDS	32, Georgetown (1-15-00)	5, ILLINOIS STATE (12-22-99)
DEFENSIVE REBOUNDS	34, North Carolina (12-18-99)	14, two opponents
TOTAL REBOUNDS	54, Georgetown (1-15-00)	25, two opponents
ASSISTS	18, two opponents	4, PROVIDENCE (2-16-00)
STEALS	14, GEORGETOWN (2-7-00)	2, Villanova (1-17-00)
BLOCKED SHOTS	6, four opponents	0, three opponents
TURNOVERS	27, Louisiana-Lafayette (12-20-99)	7, two opponents
FOULS	30, BETHUNE-COOKMAN (11-30-99)	11, Memphis (12-4-99)

	MIAMI INDIVIDUAL HIGHS	OPPONENT INDIVIDUAL HIGHS
POINTS	27, Tyler vs Bethune-Cookman (11-30-99)	40, Bryson, Illinois State (12-22-99)
FIELD GOALS MADE	10, vs two opponents	12, two opponents
FIELD GOAL ATT	30, Hemsley vs North Carolina (12-18-99)	20, Greer, Pittsburgh (2-29-00)
FG PCT (min 5 made)	1.000 (5-5), Tyler vs Florida Atlantic (12-27-99)	.750 (6-8), two opponents
3 PT FG MADE	5, Hemsley vs Arkansas (3-17-00)	8, Bryson, Illinois State (12-22-99)
3 PT FG ATTEMPTS	11, Hemsley vs Kentucky (1-29-00)	12, Thomas, UNC Charlotte (12-7-99)
3-PT FG PCT (min 2 made)	1.000 (2-2), vs two opponents	1.000 (2-2), Patrick, Quinnipiac (12-29-99)
FREE THROWS MADE	11, Bland vs Quinnipiac (12-29-99)	15, Phillips, Detroit Mercy (12-21-99)
FREE THROW ATT	13, Tyler at Central Florida (11-19-99)	15, Phillips, Detroit Mercy (12-21-99)
FT PCT (min 3 made)	1.000 (8-8), vs Louisiana-Lafayette (12-20-99)	1.000 (15-15), Phillips, Detroit Mercy (12-21-99)
REBOUNDS	12, vs three opponents	16, Murphy, Notre Dame (3-9-00)
ASSISTS	12, Jennings vs Bethune-Cookman (11-30-99)	11, El-Amin, Connecticut (2-19-00)
STEALS	7, Jennings vs West Virginia (1-5-00)	6, Braswell, Georgetown (2-7-00)
BLOCKED SHOTS	4, vs two opponents	4, three opponents
TURNOVERS	8, Jennings vs Arkansas (3-17-00)	9, Lucas, Bethune-Cookman (11-30-99)
MINUTES	45, Hemsley vs St. John's (3-5-00)	44, Postell, St. John's (3-5-00)



Vernon Jennings handed out a season-high 12 assists against Bethune-Cookman on November 30, 1999.

1999-00 Season Recap and Boxscores

Game 1 - No. 24 MIAMI 81, CENTRAL FLORIDA 54
November 19, 1999
UCF Arena, Orlando, FL

Johnny Hemsley led three Miami players in double figures and the Hurricanes pulled away in the second half to beat Central Florida, 81-54, in Orlando, FL.

Hemsley scored 17 points and Mario Bland and Elton Tyler had 14 each as Miami shot 46.7 percent from the field. Vernon Jennings handed out a team-high six assists.

UCF struggled offensively, shooting 34.5 percent, including 29.2 percent from 3-point range. D'Quarius Stewart led UCF with 12 points, but made only four of 17 shots. Paul Reed added 11 points for the Golden Knights.

Miami held a 40-33 rebounding edge and took advantage of 21 UCF turnovers.

Miami opened the second half with a 19-6 run to build a 57-35 lead with 12:30 remaining. The closest the Golden Knights would get from there was 16 points, 60-44, with 8:43 remaining. Miami then went on a 12-3 run to lead 72-47 and finished the game on a 17-5 run.

MIAMI HURRICANES (1-0)

##	Player		tot-fg fg-fga	3-pt fg-fga	ft-fta	rebounds of-de-tot	pf	tp	a	to	blk	s	min
25	Tyler, Elton	f	2-4	0-0	10-13	3-2-5	1	14	0	1	1	1	26
45	Salmons, John	f	2-7	1-5	0-0	1-5-6	1	5	0	3	1	0	29
51	Bland, Mario	c	6-11	0-1	2-2	3-4-7	2	14	4	2	0	1	31
30	Jennings, Vernon	g	2-4	0-0	5-6	0-5-5	3	9	6	3	0	3	31
31	Hemsley, Johnny	g	7-15	0-2	3-4	2-2-4	1	17	1	1	0	4	35
13	Coelho, Joao Paulo		2-6	1-2	1-2	0-1-1	2	6	4	1	0	1	13
33	Jones, James		3-6	0-0	2-2	1-1-2	3	8	0	0	0	0	13
34	Wimbley, Dwayne		0-2	0-0	0-0	0-1-1	3	0	0	0	0	0	7
00	Hurd, Leroy		2-3	0-0	0-1	2-4-6	2	4	0	0	0	0	11
20	El-Bassiouni, Tarik		1-1	0-0	0-0	0-0-0	0	2	0	0	0	0	2
10	Gonzalez, Orlando		1-1	0-0	0-0	0-0-0	0	2	0	0	0	0	1
12	Roberts, Otl		0-0	0-0	0-0	0-0-0	0	0	0	0	0	0	1
	Team					2-1-3							
	TOTALS		28-60	2-10	23-30	14-26-40	18	81	15	11	2	10	200

TOTAL FG%	1st Half: 14-29 (.483)	2nd Half: 14-31 (.452)	Game: .467	DEADBALL
3Pt. FG%	1st Half: 1-5 (.200)	2nd Half: 1-5 (.200)	Game: .200	REBOUNDS
F Throw %	1st Half: 9-12 (.750)	2nd Half: 14-18 (.778)	Game: .767	2

CENTRAL FLORIDA (0-1)

##	Player		tot-fg fg-fga	3-pt fg-fga	ft-fta	rebounds of-de-tot	pf	tp	a	to	blk	s	min
33	Leath Roy	f	2-4	0-0	0-0	3-5-8	5	4	1	3	0	0	19
20	Thornton, Jason	f	3-10	2-8	0-0	0-3-3	2	8	2	1	0	0	34
00	Granberry, Davin	c	1-4	0-0	0-0	0-3-3	4	2	1	1	1	1	23
22	Stewart, D'Quarius	g	4-17	2-8	2-3	3-2-5	2	12	1	1	0	1	30
24	Perry, Cory	g	3-8	2-4	0-1	0-1-1	4	8	4	5	0	2	19
03	Miller, Al		1-2	0-0	1-3	0-1-1	0	3	1	3	0	0	21
05	Cue, Inyo		1-3	1-3	2-2	0-2-2	3	5	2	2	1	0	15
12	Schueller, Kyle		0-1	0-1	0-0	0-0-0	0	0	0	0	0	0	2
25	Nnakwe, Ikechi		0-2	0-0	1-2	2-0-2	1	1	0	0	0	1	13
32	Reed, Paul		4-4	0-0	3-3	2-3-5	4	11	0	4	0	0	24
	Team					2-3-5				1			
	TOTALS		19-55	7-24	9-14	12-23-35	25	54	12	21	2	5	200

TOTAL FG%	1st Half: 10-26 (.385)	2nd Half: 9-29 (.310)	Game: .345	DEADBALL
3Pt. FG%	1st Half: 3-10 (.300)	2nd Half: 4-14 (.286)	Game: .292	REBOUNDS
F Throw %	1st Half: 6-10 (.600)	2nd Half: 3-4 (.750)	Game: .643	3

Officials: Tony Greene, Orandis Poole, Ike Stewart
Technical fouls: None
Attendance: 3449

Score by Periods	1st	2nd	Total
Miami Hurricanes	38	43	81
Central Florida	29	25	54

Game 2 - No. 24 MIAMI 67, MONMOUTH 46
November 23, 1999
Miami Arena, Miami, FL

Johnny Hemsley scored 24 points and Miami never trailed in winning its home opener for the seventh straight season, 67-46, over Monmouth.

Elton Tyler had 11 points and John Salmons added 10 for the Hurricanes, who led 47-37 before blowing the game open with an 11-2 run late in the second half.

Rahsaan Johnson led Monmouth with 14 points. Quin Hayes added 11, but the Hawks missed 18 of 23 shots from behind the 3-point arc.

A steal and layup by Mario Bland sparked Miami's decisive run. A behind-the-back pass by Paulo Coelho set up a Hemsley dunk, who finished the run with an offensive putback for a 58-39 lead with 4:25 remaining.

Miami led by 15 in the first half before Monmouth trimmed its deficit to 34-25 at the break.

MONMOUTH (0-2)

##	Player		tot-fg fg-fga	3-pt fg-fga	ft-fta	rebounds of-de-tot	pf	tp	a	to	blk	s	min
11	Bridgemohan, Steve	f	2-3	0-0	1-2	3-2-5	3	5	0	2	0	1	13
32	Hayes, Quin	f	4-10	3-7	0-0	1-1-2	1	11	1	0	0	0	25
25	Owens, Kevin	c	2-10	0-2	1-1	1-1-2	2	5	3	2	2	0	30
04	Johnson, Rahsaan	g	6-10	1-3	1-3	3-4-7	3	14	0	2	0	1	28
05	Collins, Sean	g	0-1	0-1	0-0	0-2-2	1	0	0	1	0	0	21
03	Carter, Raheem		2-5	1-3	0-0	1-3-4	4	5	0	3	0	0	15
13	Milton, Cameron		1-3	0-0	0-0	0-1-1	1	2	3	2	0	0	10
20	Courtney, Demitry		0-1	0-1	0-0	0-0-0	0	0	0	0	0	0	2
21	Dooley, Jay		1-3	0-1	0-2	2-0-2	0	2	0	2	0	0	19
23	Benoit, Tim		0-2	0-1	0-0	1-2-3	0	0	0	0	0	0	4
24	Crosby, Gerry		0-5	0-3	2-2	2-0-2	1	2	0	4	0	1	15
33	Lauro, James		0-0	0-0	0-1	0-1-1	0	0	0	0	0	0	2
45	Anderson, Russell		0-2	0-1	0-0	0-0-0	3	0	2	2	0	0	16
	Team					3-4-7				1			
	TOTALS		18-55	5-23	5-11	17-21-38	19	46	9	21	2	3	200

TOTAL FG%	1st Half: 11-27 (.407)	2nd Half: 7-28 (.250)	Game: .327	DEADBALL
3Pt. FG%	1st Half: 2-11 (.182)	2nd Half: 3-12 (.250)	Game: .217	REBOUNDS
F Throw %	1st Half: 1-2 (.500)	2nd Half: 4-9 (.444)	Game: .455	2

MIAMI HURRICANES (2-0)

##	Player		tot-fg fg-fga	3-pt fg-fga	ft-fta	rebounds of-de-tot	pf	tp	a	to	blk	s	min
25	Tyler, Elton	f	5-9	1-1	0-0	1-5-6	3	11	2	0	1	1	30
45	Salmons, John	f	3-7	0-2	4-6	5-2-7	1	10	3	0	0	1	33
51	Bland, Mario	c	3-9	0-1	0-1	3-6-9	3	6	1	1	0	0	35
13	Coelho, Joao Paulo	g	2-4	0-2	2-2	0-2-2	4	6	7	3	0	1	33
31	Hemsley, Johnny	g	9-18	2-5	4-5	1-6-7	2	24	1	4	0	3	36
00	Hurd, Leroy		1-2	0-0	0-1	0-1-1	0	2	0	1	0	0	9
20	El-Bassiouni, Tarik		0-3	0-0	2-2	1-1-2	0	2	0	1	0	1	8
33	Jones, James		2-4	0-0	2-2	0-0-0	3	6	0	0	1	1	16
	Team					2-1-3							
	TOTALS		25-56	3-11	14-19	13-24-37	16	67	14	10	2	8	200

TOTAL FG%	1st Half: 13-27 (.481)	2nd Half: 12-29 (.414)	Game: .446	DEADBALL
3Pt. FG%	1st Half: 2-5 (.400)	2nd Half: 1-6 (.167)	Game: .273	REBOUNDS
F Throw %	1st Half: 6-9 (.667)	2nd Half: 8-10 (.800)	Game: .737	2

Officials: Ted Valentine, Keith Herring, Bill Laubenstein
Technical fouls: None
Attendance: 2088

Score by Periods	1st	2nd	Total
Monmouth	25	21	46
Miami Hurricanes	34	33	67

Game 3 - No. 25 MIAMI 102, BETHUNE-COOKMAN 75
November 30, 1999
Miami Arena, Miami, FL

Elton Tyler recorded his first career double-double with a career-high 27 points and 10 rebounds to lead the 25th-ranked University of Miami Hurricanes to a 102-75 win over Bethune-Cookman at the Miami Arena.

Freddie Cole led Bethune-Cookman with 22 points.

With the win Miami improved its winning streak against teams from the state of Florida to 21 games.

National Player of the Year candidate Johnny Hemsley added 19 points for the Hurricanes. With his three-point basket at the 18:16 mark of the first half Hemsley became the 22nd player in Miami history to surpass 1,000 career points.

Freshman Leroy Hurd came off the bench to score 11 points and senior point guard Vernon Jennings dished out 12 assists.

Miami, which trailed 19-17 with 13:17 left in the first-half, received eight points from Tyler in a 16-1 run to take control of the game.

BETHUNE-COOKMAN (2-2)

##	Player		tot-fg fg-fga	3-pt fg-fga	ft-fta	rebounds of-de-tot	pf	tp	a	to	blk	s	min
12	Ned, Valder	f	5-7	0-0	2-3	1-3-4	3	12	2	0	0	3	25
23	Lockwood, Derricus	f	2-6	1-3	1-3	1-0-1	4	6	0	1	0	2	21
03	King, Brent	c	3-3	0-0	2-2	0-0-0	2	8	0	0	0	1	18
20	Livas, Tyris	g	0-4	0-2	3-4	0-2-2	1	3	9	9	0	2	30
21	Cole, Freddie	g	7-15	6-9	2-4	0-4-4	3	22	0	3	0	2	28
04	Sanders, Bryan		0-1	0-1	0-0	0-0-0	0	0	0	0	0	0	6
05	Gilbert, Larry		6-13	0-3	3-4	1-2-3	5	15	2	2	0	0	23
10	Crawford, Tyrhon		0-1	0-0	1-4	0-0-0	0	1	0	1	0	2	9
11	Cox, Brian		1-3	0-1	0-0	1-0-1	1	2	1	2	0	0	6
22	Dukes, Javon		0-0	0-0	0-0	0-0-0	0	0	0	0	0	0	1
24	Daniels, Jerry		0-1	0-0	2-2	1-1-2	4	2	0	0	0	0	10
25	Daniels, Jesse		0-1	0-0	0-0	0-0-0	4	0	0	1	0	0	9
33	Thomas, Delvin		2-6	0-0	0-0	2-1-3	3	4	2	1	1	0	14
	Team					4-4-8				1			
	TOTALS		26-61	7-19	16-26	11-17-28	30	75	16	21	1	12	200

TOTAL FG%	1st Half: 11-28 (.393)	2nd Half: 15-33 (.455)	Game: .426	DEADBALL
3-Pt. FG%	1st Half: 5-12 (.417)	2nd Half: 2-7 (.286)	Game: .368	REBOUNDS
F Throw %	1st Half: 10-17 (.588)	2nd Half: 6-9 (.667)	Game: .615	4

MIAMI HURRICANES (3-0)

##	Player		tot-fg fg-fga	3-pt fg-fga	ft-fta	rebounds of-de-tot	pf	tp	a	to	blk	s	min
25	Tyler, Elton	f	9-12	0-0	9-10	4-6-10	3	27	1	2	0	2	28
45	Salmons, John	f	3-5	2-4	6-7	0-3-3	4	14	1	5	2	1	29
51	Bland, Mario	c	2-4	0-0	6-6	2-3-5	2	10	1	2	0	0	19
30	Jennings, Vernon	g	4-7	0-0	0-1	1-5-6	3	8	12	1	0	1	25
31	Hemsley, Johnny	g	7-13	2-5	3-4	1-1-2	2	19	3	4	0	1	36
00	Hurd, Leroy		3-4	0-0	5-7	1-3-4	2	11	0	1	2	2	14
10	Gonzalez, Orlando		0-2	0-0	0-0	1-0-1	1	0	0	0	0	0	2
12	Roberts, Otl		0-1	0-0	0-0	0-0-0	0	0	1	0	0	0	2
13	Coelho, Joao Paulo		0-3	0-2	3-4	0-2-2	4	3	0	1	1	2	21
20	El-Bassiouni, Tarik		1-2	0-0	0-0	0-1-1	0	2	2	0	0	0	6
34	Wimbley, Dwayne		4-8	0-0	0-0	3-4-7	1	8	0	3	0	2	18
	Team					4-2-6				1			
	TOTALS		33-61	4-11	32-39	17-30-47	22	102	21	20	5	11	200

TOTAL FG%	1st Half: 17-30 (.567)	2nd Half: 16-31 (.516)	Game: .541	DEADBALL
3-Pt. FG%	1st Half: 3-6 (.500)	2nd Half: 1-5 (.200)	Game: .364	REBOUNDS
F Throw %	1st Half: 12-14 (.857)	2nd Half: 20-25 (.800)	Game: .821	1

Officials: Will Bush, Bernard Clinton, David Day
Technical fouls: Bethune-Cookman-Ned, Valder
Attendance: 2064

Score by Periods	1st	2nd	Total
Bethune-Cookman	37	38	75
Miami Hurricanes	49	53	102

Game 4 - MEMPHIS 82, No. 25 MIAMI 72
December 4, 1999
The Pyramid, Memphis, TN

Guard Keiron Shine scored a career-high 39 points in 30 minutes off the bench to lead the Memphis Tigers to an 82-72 victory over 25th-ranked Miami at the Pyramid.

Shine connected on 12-of-16 from the field, including six-of-seven 3-pointers. He added 9-of-10 free throws as the Tigers put together a 14-2 run with just under five minutes to play to pull away.

Miami was led by Mario Bland, who scored a career-high 22 points, and Johnny Hemsley who added 20.

Trailing 63-62 lead with 5:04 remaining the Tigers started their stretch run scoring nine consecutive points including an intentional foul on Miami's Paulo Coelho as Shine drove to the basket.

Shine hit both free throws and on the ensuing possession nailed a 3-pointer from the top of the key for a 71-63 lead. Memphis would eventually build a lead to 12 when Shine hit a pair of free throws with 12:05 seconds left for an 81-69 lead.

In the final minute, Memphis hit eight of ten free throws to preserve its lead.

MIAMI HURRICANES (3-1)

##	Player		tot-fg fg-fga	3-pt fg-fga	ft-fta	rebounds of-de-tot	pf	tp	a	to	blk	s	min
25	Tyler, Elton	f	5-8	0-0	1-2	4-5-9	3	11	0	6	1	0	28
45	Salmons, John	f	2-4	0-1	0-1	2-2-4	4	4	4	1	0	0	29
51	Bland, Mario	c	9-15	1-2	3-5	4-8-12	2	22	0	1	0	2	34
13	Coelho, Joao Paulo	g	1-5	0-4	0-0	0-4-4	5	2	6	4	0	0	36
31	Hemsley, Johnny	g	9-23	1-9	1-2	1-0-1	5	20	2	3	0	0	39
00	Hurd, Leroy		3-7	1-2	0-0	3-2-5	1	7	0	0	0	0	12
20	El-Bassiouni, Tarik		0-1	0-1	0-0	1-0-1	1	0	0	0	0	0	4
33	Jones, James		0-0	0-0	0-0	0-1-1	0	0	0	0	1	0	7
34	Wimbley, Dwayne		3-4	0-0	0-1	5-1-6	2	6	0	0	0	0	11
	Team					0-2-2							
	TOTALS		32-68	3-19	5-11	20-25-45	23	72	12	15	2	2	200

TOTAL FG%	1st Half: 12-27 (.444)	2nd Half: 20-41 (.488)	Game: .471	DEADBALL
3-Pt. FG%	1st Half: 0-7 (.000)	2nd Half: 3-12 (.250)	Game: .158	REBOUNDS
F Throw %	1st Half: 4-6 (.667)	2nd Half: 1-5 (.200)	Game: .455	2

MEMPHIS (4-2)

##	Player		tot-fg fg-fga	3-pt fg-fga	ft-fta	rebounds of-de-tot	pf	tp	a	to	blk	s	min
14	London, Paris	f	2-6	0-0	0-0	3-4-7	3	4	0	1	0	0	23
40	Forman, Shannon	f	1-9	0-0	0-0	6-3-9	1	2	6	0	0	0	31
31	Barron, Earl	c	0-3	0-0	1-2	1-2-3	0	1	0	1	2	0	13
05	Trask, Courtney	g	0-4	0-3	0-0	0-1-1	0	0	0	0	0	0	12
32	Moody, Marcus	g	5-16	0-4	3-4	2-0-2	2	13	3	1	0	3	35
11	Shine, Keiron		12-16	6-7	9-10	0-3-3	0	39	3	1	0	0	30
15	Chatman, Shyrone		0-3	0-0	0-0	1-0-1	0	0	0	0	0	0	3
20	Mulvagh, Aaron		2-2	0-0	2-3	1-1-2	0	6	1	1	0	1	9
45	Wise, Kelly		5-9	0-0	3-4	2-5-7	3	13	1	1	2	0	31
55	Jones, Shamel		1-1	0-0	2-3	0-0-0	2	4	1	1	1	0	13
	Team					1-2-3							
	TOTALS		28-69	6-14	20-26	17-21-38	11	82	15	7	5	4	200

TOTAL FG%	1st Half: 12-35 (.343)	2nd Half: 16-34 (.471)	Game: .406	DEADBALL
3Pt. FG%	1st Half: 2-7 (.286)	2nd Half: 4-7 (.571)	Game: .429	REBOUNDS
F Throw %	1st Half: 4-6 (.667)	2nd Half: 16-20 (.800)	Game: .769	4

Officials: Andre Pattilla, Rusty Herring, Donee Gray
Technical fouls: None
Attendance: 10353

Score by Periods	1st	2nd	Total
Miami Hurricanes	28	44	72
Memphis	30	52	82

1999-00 Season Recap and Boxscores

Game 5 - UNC CHARLOTTE 75, MIAMI 65
December 7, 1999
Miami Arena, Miami, FL

Jobey Thomas scored 28 points, including four straight 3-pointers during a 12-0 second half run, to lift UNC Charlotte to a 75-65 victory over Miami. The 49ers' Diego Guevara, playing in his second game since returning from appendix surgery, scored 14 points, including 12 in the second half.

Thomas made 7 of 12 three-pointers and the 49ers made 12 of 28 overall, including 8 of 14 in the second half.

Starting center Mario Bland led the Hurricanes with 13 points and 12 rebounds. The double-double is the second consecutive for Bland who recorded 22 points and 12 rebounds in Miami's previous game against Memphis. Johnny Hemsley added 12 points for Miami while sophomore John Salmons and freshman James Jones each scored 11.

Thomas' four consecutive three-pointers turned UNC Charlotte's 34-29 deficit into a 41-34 lead early in the second half. A basket and free throw by Salmons, followed by a 3-pointer by Hemsley brought Miami back to within three, 46-43. Guevara and Thomas hit back-to-back 3-pointers, sandwiched between a basket by Miami's Jones, to boost UNC Charlotte's lead back to 52-45.

UNC CHARLOTTE (4-2)

##	Player		tot-fg fg-fga	3-pt fg-fga	ft-fta	rebounds of-de-tot	pf	tp	a	to	blk	s	min
31	Thomas, Jobey	f	9-17	7-12	3-4	0-1-1	2	28	0	2	0	2	26
40	Gardiner, Tremaine	f	0-3	0-1	0-0	0-5-5	3	0	0	1	0	0	20
12	Helliwell, Wade	c	0-2	0-0	0-0	0-1-1	1	0	0	0	0	0	20
13	Hill, Dalonte	g	3-7	0-3	3-6	2-4-6	0	9	5	3	1	1	29
21	Guevara, Diego	g	5-13	1-5	3-3	2-2-4	0	14	4	2	0	0	30
01	Zimmerman, James		3-5	2-3	0-0	2-1-3	2	8	3	3	0	0	22
03	Jones, KenKay		3-4	0-0	0-0	2-4-6	2	6	0	4	1	0	20
10	Smith, Kedric		1-1	1-1	1-2	0-0-0	0	4	1	0	0	0	6
25	Tolliver, Dee		1-3	1-3	0-0	0-4-4	0	3	0	1	0	1	7
35	Whitehead, Kenny Jr.		0-0	0-0	0-0	0-0-0	0	0	0	1	0	0	1
42	Neely, Jonathan		1-3	0-0	1-1	3-2-5	5	3	0	1	0	2	19
	Team					2-2-4				1			
	TOTALS		26-58	12-28	11-16	13-26-39	15	75	13	19	2	6	200

TOTAL FG%	1st Half: 10-27 (.370)	2nd Half: 16-31 (.516)	Game: .448	DEADBALL
3-Pt. FG%	1st Half: 4-14 (.286)	2nd Half: 8-14 (.571)	Game: .429	REBOUNDS
F Throw %	1st Half: 2-4 (.500)	2nd Half: 9-12 (.750)	Game: .688	3

MIAMI HURRICANES (3-2)

##	Player		tot-fg fg-fga	3-pt fg-fga	ft-fta	rebounds of-de-tot	pf	tp	a	to	blk	s	min
25	Tyler, Elton	f	3-6	0-1	3-4	6-0-6	1	9	2	0	1	0	28
45	Salmons, John	f	4-8	2-5	1-1	1-0-1	3	11	0	2	1	2	23
51	Bland, Mario	c	5-9	1-2	2-4	3-9-12	3	13	0	4	0	0	27
13	Coelho, Joao Paulo	g	1-5	0-3	0-0	0-1-1	2	2	2	0	0	2	17
31	Hemsley, Johnny	g	5-20	2-9	0-1	0-1-1	4	12	2	5	1	0	39
00	Hurd, Leroy		0-5	0-1	2-2	1-0-1	1	2	1	0	0	2	13
03	Simmons, Michael		0-1	0-1	0-0	1-2-3	1	0	1	3	0	1	11
30	Jennings, Vernon		1-2	0-1	0-0	0-3-3	2	2	2	0	0	0	17
33	Jones, James		5-10	1-4	0-0	4-1-5	0	11	0	1	0	1	12
34	Wimbley, Dwayne		1-2	0-0	1-2	1-1-2	2	3	0	0	0	0	13
	Team					3-3-6							
	TOTALS		25-68	6-27	9-14	20-21-41	19	65	10	15	3	8	200

TOTAL FG%	1st Half: 10-32 (.313)	2nd Half: 15-36 (.417)	Game: .368	DEADBALL
3-Pt. FG%	1st Half: 2-11 (.182)	2nd Half: 4-14 (.250)	Game: .222	REBOUNDS
F Throw %	1st Half: 7-11 (.636)	2nd Half: 2-3 (.667)	Game: .643	2

Officials: Ted Valentine, John Clougherty, Steve Welmer
Technical fouls: Miami Hurricanes-Hemsley, Johnny.
Attendance: 2445

Score by Periods	1st	2nd	Total
UNC Charlotte	26	49	75
Miami Hurricanes	29	36	65

Game 6 - MIAMI 97, HARTFORD 61
December 11, 1999
Miami Arena, Miami, FL

Johnny Hemsley scored 20 points and dished out five assists as the Miami Hurricanes broke a two-game losing streak with a 97-61 victory over Hartford.

Hemsley, one of 30 preseason candidates for the Naismith Player of the Year Award, pumped in 18 points in the first half as Miami took control early. He finished 7 of 13 from the field, including 4 of 7 from beyond the 3-point line.

The Hurricanes led 53-25 at the half. It was Miami's largest first-half scoring output since 1989 and its largest halftime lead since 1991.

Center Mario Bland recorded his third consecutive double-double with 14 points and 12 rebounds. John Salmons had 13 points for the Hurricanes and Leroy Hurd had a career-high 15 points off the bench.

Miami shot 51 percent from the field, while limiting Hartford to 35 percent shooting. Miami had 22 assists in the game, led by Vernon Jennings' seven, to five for Hartford.

Freshman Pierre Johnson led Hartford with 18 points and six rebounds. Darrick Jackson and Wayne McClinton combined for 23 points, seven rebounds and three assists off the bench.

HARTFORD (2-5)

##	Player		tot-fg fg-fga	3-pt fg-fga	ft-fta	rebounds of-de-tot	pf	tp	a	to	blk	s	min
33	Smith, Keyon	f	0-1	0-1	9-10	0-4-4	2	9	1	4	0	1	22
44	Johnson, Pierre	f	8-11	0-0	2-4	4-2-6	4	18	0	3	0	1	23
30	Sawicki, Rob	c	2-5	0-1	2-2	1-3-4	2	6	0	3	3	2	26
03	Storpirstis, Mantas	g	1-6	1-4	0-0	0-1-1	2	3	0	3	1	0	22
10	Jackson, Darrick	g	2-11	1-7	6-7	3-3-6	1	11	2	4	0	3	27
05	Evans, Bryan		0-5	0-3	0-0	0-0-0	0	0	0	1	0	0	21
13	McClinton, Wayne		5-6	1-2	1-2	0-1-1	0	12	1	2	0	0	21
20	Doss, Rob		0-2	0-1	0-0	0-1-1	0	0	0	2	0	0	7
23	Gordon, Garvin		1-2	0-0	0-0	0-1-1	0	2	0	0	0	0	6
34	Odugbela, Josh		0-4	0-0	0-0	1-1-2	2	0	1	2	0	0	15
50	Jones, Todd		0-2	0-0	0-0	0-2-2	4	0	0	0	0	0	10
	Team					2-3-5				1			
	TOTALS		19-56	3-19	20-25	11-22-33	17	61	5	25	4	7	200

TOTAL FG%	1st Half: 8-28 (.286)	2nd Half: 11-27 (.407)	Game: .345	DEADBALL
3-Pt. FG%	1st Half: 2-9 (.222)	2nd Half: 1-10 (.100)	Game: .158	REBOUNDS
F Throw %	1st Half: 7-8 (.875)	2nd Half: 13-17 (.765)	Game: .800	1

MIAMI HURRICANES (4-2)

##	Player		tot-fg fg-fga	3-pt fg-fga	ft-fta	rebounds of-de-tot	pf	tp	a	to	blk	s	min
25	Tyler, Elton	f	4-5	0-0	0-0	1-4-5	2	8	2	5	1	0	19
45	Salmons, John	f	4-9	1-3	4-4	2-3-5	3	13	0	3	0	2	23
51	Bland, Mario	c	6-10	0-1	2-3	4-8-12	2	14	1	4	1	0	22
30	Jennings, Vernon	g	2-2	0-0	2-2	0-3-3	3	6	7	3	0	2	22
31	Hemsley, Johnny	g	7-13	4-7	2-2	1-1-2	1	20	5	2	1	2	28
00	Hurd, Leroy		7-11	0-0	1-2	2-1-3	2	15	1	2	0	1	16
03	Simmons, Michael		3-3	1-1	0-0	1-2-3	3	7	2	0	0	0	15
10	Gonzalez, Orlando		0-2	0-2	0-0	0-1-1	0	0	0	0	0	0	2
12	Roberts, Otl		0-1	0-0	0-0	0-0-0	0	0	0	0	0	0	2
13	Coelho, Joao Paulo		2-5	2-3	1-2	0-1-1	2	7	2	1	0	2	12
20	El-Bassiouni, Tarik		1-2	0-0	0-0	1-0-1	0	2	0	0	0	0	3
33	Jones, James		1-6	0-1	2-2	2-2-4	1	4	1	1	0	2	18
34	Wimbley, Dwayne		0-3	0-0	1-2	1-3-4	1	1	1	0	0	2	18
	Team					0-0-0							
	TOTALS		37-72	8-18	15-19	15-29-44	20	97	22	21	3	13	200

TOTAL FG%	1st Half: 20-34 (.588)	2nd Half: 17-38 (.447)	Game: .514	DEADBALL
3-Pt. FG%	1st Half: 6-12 (.500)	2nd Half: 2-6 (.333)	Game: .444	REBOUNDS
F Throw %	1st Half: 7-7 (1.00)	2nd Half: 8-12 (.667)	Game: .789	2

Officials: Fran Connelly, Bill Laubenstein, Orandis Poole
Technical fouls: None
Attendance: 2041

Score by Periods	1st	2nd	Total
Hartford	25	36	61
Miami Hurricanes	53	44	97

1999-00 Season Recap and Boxscores

Game 7 - No. 7 NORTH CAROLINA 78, MIAMI 68
HIP Health Plan Orange Bowl Basketball Classic
December 18, 1999
National Car Rental Center, Sunrise, FL

Jason Capel scored 20 points and pulled down 11 rebounds to lead seventh-ranked North Carolina to a 78-68 win over Miami at the HIP Health Plan Orange Bowl Basketball Classic at the National Car Rental Center in Sunrise, FL.

Johnny Hemsley, a preseason Naismith Award candidate, poured in a game-high 21 points to lead Miami

Miami outrebounded the Tar Heels 42-41, including a 20-7 advantage on the offensive glass, but could not overcome a cold shooting night. The Hurricanes shot just 34.6 percent (28-81) from the floor while the Tar Heels connected on 26-of-54 (.481) from the field, including a scorching 6-11 (.545) from three-point range.

Trailing 59-43 with 9:58 to play in the second-half, Salmons caught fire scoring eight points in a 13-3 run as the Hurricanes cut the lead to six (62-56) with 6:13 left. UNC freshman Joseph Forte stopped the bleeding with a three-pointer from the top of the key to push the lead back up to nine.

Miami would continue to battle back and eventually cut the lead to 71-66 following two free throws from Hemsley with 1:14 to play. But North Carolina hit 5-of-6 free throws down the stretch to keep the game out of reach.

NORTH CAROLINA (8-2)

##	Player		tot-fg fg-fga	3-pt fg-fga	ft-fta	rebounds of-de-tot	pf	tp	a	to	blk	s	min
24	Owens, Max	f	6-10	0-1	5-5	2-4-6	1	17	3	2	0	0	35
25	Capel, Jason	f	5-9	2-3	8-10	1-10-11	3	20	4	1	0	2	35
00	Haywood, Brendan	c	3-3	0-0	2-3	0-2-2	3	8	2	2	2	0	37
05	Cota, Ed	g	4-8	2-3	1-2	1-2-3	1	11	4	3	0	0	36
40	Forte, Joseph	g	5-12	2-3	2-3	0-5-5	2	14	1	6	1	1	35
11	Brooker, Michael		0-1	0-1	0-0	0-0-0	0	0	0	0	0	0	2
21	Newby, Terrence		1-1	0-0	0-0	0-3-3	0	2	0	0	0	0	3
42	Lang, Kris		1-4	0-0	2-2	0-2-2	3	4	1	1	1	0	4
44	Johnson, Will		0-0	0-0	0-0	0-0-0	0	0	0	0	0	0	4
45	Peppers, Julius		1-6	0-0	0-0	0-1-1	0	2	3	0	0	0	9
	Team					3-5-8							
	TOTALS		26-54	6-11	20-25	7-34-41	13	78	18	15	4	3	200

TOTAL FG%	1st Half: 15-31 (.484)	2nd Half: 11-23 (.478)	Game: .481	DEADBALL
3-Pt. FG%	1st Half: 4-6 (.667)	2nd Half: 2-5 (.400)	Game: .545	REBOUNDS
F Throw %	1st Half: 7-8 (.875)	2nd Half: 13-17 (.765)	Game: .800	2

MIAMI HURRICANES (4-3)

##	Player		tot-fg fg-fga	3-pt fg-fga	ft-fta	rebounds of-de-tot	pf	tp	a	to	blk	s	min
25	Tyler, Elton	f	2-4	0-0	2-2	1-7-8	2	6	1	0	1	0	23
45	Salmons, John	f	6-11	3-6	0-0	4-3-7	3	15	5	2	1	2	32
51	Bland, Mario	c	5-15	0-4	0-0	3-4-7	2	10	1	0	1	0	31
30	Jennings, Vernon	g	5-13	1-3	0-0	3-2-5	2	11	2	2	0	1	38
31	Hemsley, Johnny	g	8-30	1-10	4-4	2-2-4	4	21	4	0	0	2	29
00	Hurd, Leroy		0-2	0-0	0-0	0-0-0	1	0	0	1	0	0	4
03	Simmons, Michael		0-1	0-0	0-0	0-1-1	1	0	1	0	0	1	17
33	Jones, James		1-4	0-2	0-0	2-0-2	2	2	0	0	0	1	12
34	Wimbley, Dwayne		1-1	0-0	1-2	1-3-4	4	3	0	0	1	0	14
	Team					4-0-4							
	TOTALS		28-81	5-25	7-8	20-22-42	21	68	14	5	4	7	200

TOTAL FG%	1st Half: 12-37 (.324)	2nd Half: 16-44 (.364)	Game: .346	DEADBALL
3-Pt. FG%	1st Half: 1-7 (.143)	2nd Half: 4-18 (.222)	Game: .200	REBOUNDS
F Throw %	1st Half: 3-4 (.750)	2nd Half: 4-4 (1.000)	Game: .875	2

Officials: Jim Burr, Larry Rose, Karl Hess
Technical fouls: Miami Hurricanes-Coach 12:31 (1st).
Attendance: 10140

Score by Periods	1st	2nd	Total
North Carolina	41	37	78
Miami Hurricanes	28	40	68

Game 8 - LOUISIANA-LAFAYETTE 66, MIAMI 60
San Juan Shootout
December 20, 1999
Morales Coliseum, San Juan, PR

Blaine Harmon hit two 3-pointers in the final 4:07 and Louisiana-Lafayette came up with four big offensive rebounds over the final 1:28 in a 66-60 win over Miami in the opening round of the San Juan Shootout at Mario Morales Coliseum.

Miami appeared to be in control when it took a 38-24 lead with 2:23 left in the first half. But behind six points by Orlando Butler, the Ragin Cajuns closed the half with a 7-0 run and then opened the second half with a 6-0 burst to get within 38-37.

As Miami struggled with its shooting, Louisiana-Lafayette took a 57-54 lead on a 3-pointer by Harmon with 4:07 left. After a free throw by Miami's Johnny Hemsley, Harmon nailed another 3-pointer with 2:49 left for a 60-56 lead.

Hemsley had 19 points for the Hurricanes, who shot 33 percent for the game (18-for-54) and just 22 percent (7-for-32) in the second half.

LOUISIANA-LAFAYETTE (6-3)

##	Player		tot-fg fg-fga	3-pt fg-fga	ft-fta	rebounds of-de-tot	pf	tp	a	to	blk	s	min
33	Whiting, Shea	f	0-7	0-1	1-2	1-4-5	1	1	2	3	0	2	24
34	DeGray, Reggie	f	5-9	1-3	4-6	4-2-6	3	15	2	2	2	1	34
42	Smith, Brett	c	2-3	0-0	1-2	5-3-8	3	5	0	1	0	0	18
15	Jones, Billy	g	1-3	0-0	0-0	0-2-2	2	2	1	4	0	0	18
23	Butler, Orlando	g	4-9	1-4	6-6	2-1-3	3	15	1	5	0	0	26
03	Patrick, David		0-0	0-0	0-0	0-0-0	1	0	0	0	0	0	6
22	Harmon, Blane		5-16	4-12	1-2	1-2-3	4	15	3	4	0	2	34
30	Thomas, Lonnie		3-3	0-0	3-3	3-3-6	5	9	0	3	2	1	13
32	Robins, Darryl		0-0	0-0	0-0	0-0-0	0	0	0	0	0	0	1
35	Evans, Jarret		0-0	0-0	0-0	0-0-0	0	0	0	0	0	0	1
45	Regis, Kendall		1-3	0-0	2-2	2-3-5	2	4	0	5	0	0	25
	Team					3-6-9							
	TOTALS		21-53	6-20	18-23	21-26-47	24	66	9	27	4	6	200

TOTAL FG%	1st Half: 9-29 (.310)	2nd Half: 12-24 (.500)	Game: .396	DEADBALL
3-Pt. FG%	1st Half: 2-10 (.200)	2nd Half: 4-10 (.400)	Game: .300	REBOUNDS
F Throw %	1st Half: 11-13 (.846)	2nd Half: 7-10 (.700)	Game: .783	1

MIAMI HURRICANES (4-4)

##	Player		tot-fg fg-fga	3-pt fg-fga	ft-fta	rebounds of-de-tot	pf	tp	a	to	blk	s	min
25	Tyler, Elton	f	3-7	0-0	2-3	1-0-1	4	8	0	2	1	1	21
45	Salmons, John	f	3-10	1-4	0-0	2-1-3	3	7	1	5	0	3	35
51	Bland, Mario	c	1-3	0-0	0-0	3-1-4	5	2	0	1	0	1	24
30	Jennings, Vernon	g	1-5	0-0	8-8	0-2-2	2	10	3	3	0	1	38
31	Hemsley, Johnny	g	5-21	2-7	7-9	3-0-3	3	19	1	3	0	1	38
00	Hurd, Leroy		0-3	0-0	2-2	1-0-1	2	2	1	1	0	0	7
13	Coelho, Joao Paulo		0-0	0-0	0-0	0-0-0	0	0	0	0	0	0	2
33	Jones, James		2-2	0-0	2-2	0-6-6	3	6	1	0	0	2	16
34	Wimbley, Dwayne		3-3	0-0	0-1	1-2-3	0	6	0	2	0	1	19
	Team					2-3-5							
	TOTALS		18-54	3-11	21-25	13-15-28	22	60	7	17	1	10	200

TOTAL FG%	1st Half: 11-22 (.500)	2nd Half: 7-32 (.219)	Game: .333	DEADBALL
3-Pt. FG%	1st Half: 2-5 (.400)	2nd Half: 1-6 (.167)	Game: .273	REBOUNDS
F Throw %	1st Half: 14-16 (.875)	2nd Half: 7-9 (.778)	Game: .840	1

Officials: Ron Berkholtz, Tim Hutchinson, Eric Anderson
Technical fouls: None
Attendance: 569

Score by Periods	1st	2nd	Total
Louisiana-Lafayette	31	35	66
Miami Hurricanes	38	22	60

1999-00 Season Recap and Boxscores

Game 9 - MIAMI 68, DETROIT MERCY 64

San Juan Shootout

December 21, 1999

Morales Coliseum, San Juan, PR

Mario Bland scored 14 of his team-high 18 points in the second-half to lead the University of Miami to a 68-64 victory over Detroit Mercy in the consolation bracket of the San Juan Shootout at Morales Coliseum in San Juan, PR.

John Salmons added 13 points for Miami. Detroit guard Rashad Phillips scored a game-high 29 points to lead the Titans.

Miami outrebounded the Titans 40-26 including a 16-8 advantage on the offensive glass.

Detroit, which trailed 42-31 at halftime kept the game close behind 21 second-half points from Phillips. Phillips, the nation's third leading scorer at 26.4 points per game, scored just eight points in the opening half.

For the game the Hurricanes held Phillips to just 5-of-17 shooting but the 5-10 guard was 15-of-15 from the line.

MIAMI HURRICANES (5-4)

##	Player		tot-fg fg-fga	3-pt fg-fga	ft-fta	rebounds of-de-tot	pf	tp	a	to	blk	s	min
25	Tyler, Elton	f	1-4	0-1	3-3	1-3-4	2	5	1	4	1	1	21
45	Salmons, John	f	5-9	1-1	2-4	5-2-7	4	13	0	1	0	0	39
51	Bland, Mario	c	6-13	0-0	6-7	1-6-7	4	18	2	1	0	0	28
30	Jennings, Vernon	g	3-8	0-1	2-4	1-4-5	4	8	6	2	0	1	32
31	Hemsley, Johnny	g	3-8	2-5	2-3	2-1-3	0	10	1	2	0	0	19
00	Hurd, Leroy		1-5	1-1	1-2	1-4-5	2	4	0	2	0	0	20
13	Coelho, Joao Paulo		0-2	0-1	0-0	0-1-1	1	0	1	1	0	1	10
33	Jones, James		4-5	0-1	0-0	1-1-2	1	8	0	0	0	2	20
34	Wimbley, Dwayne		0-0	0-0	2-2	2-3-5	2	2	1	3	1	0	11
	Team					2-2-4							
	TOTALS		23-54	4-11	18-25	16-24-40	20	68	12	16	2	5	200

TOTAL FG%	1st Half: 15-31 (.484)	2nd Half: 8-23 (.348)	Game: .426	DEADBALL	
3-Pt. FG%	1st Half: 3-8 (.375)	2nd Half: 1-3 (.333)	Game: .364	REBOUNDS	
F Throw %	1st Half: 9-13 (.692)	2nd Half: 9-12 (.750)	Game: .720	4	

DETROIT MERCY (5-4)

##	Player		tot-fg fg-fga	3-pt fg-fga	ft-fta	rebounds of-de-tot	pf	tp	a	to	blk	s	min
04	Riggs, Terrell	f	3-6	0-0	1-4	1-5-6	3	7	1	0	0	0	29
05	Ferguson, Desmond	f	5-10	1-5	3-4	2-2-4	0	14	0	1	0	1	35
42	Mazur, Marc	c	0-1	0-0	0-0	0-0-0	4	0	1	2	0	0	20
03	Phillips, Rashad	g	5-17	4-10	15-15	1-3-4	2	29	5	8	0	2	38
34	Green, Willie	g	2-6	0-1	0-0	0-3-3	5	4	1	2	0	1	25
23	Van Dyke, Julian		0-0	0-0	0-0	0-1-1	2	0	0	1	0	0	8
24	Belin, Darius		2-3	0-0	0-0	0-0-0	4	4	1	2	0	1	18
31	Napoleon, Hilton		0-2	0-1	0-0	1-1-2	1	0	0	1	0	0	11
45	Craft, Walter		3-3	0-0	0-1	0-0-0	2	6	0	0	0	1	16
	Team					3-3-6							
	TOTALS		20-48	5-17	19-24	8-18-26	23	64	9	17	0	6	200

TOTAL FG%	1st Half: 12-26 (.462)	2nd Half: 8-22 (.364)	Game: .417	DEADBALL	
3-Pt. FG%	1st Half: 1-8 (.125)	2nd Half: 4-9 (.444)	Game: .294	REBOUNDS	
F Throw %	1st Half: 6-8 (.750)	2nd Half: 13-16 (.813)	Game: .792	1	

Officials: Ron Berkholtz, Tim Hutchinson, Alvin Borria
Technical fouls: None
Attendance: 155

Score by Periods	1st	2nd	Total
Miami Hurricanes	42	26	68
Detroit Mercy	31	33	64

Game 10 - ILLINOIS STATE 87, MIAMI 78

San Juan Shootout

December 22, 1999

Morales Coliseum, San Juan, PR

Tarise Bryson tied the school record with eight 3-pointers and finished with 40 points, eight assists and six rebounds as Illinois State beat Miami 87-78 in the fifth-place game of the San Juan Shootout.

Bryson, who was 8-for-11 from 3-point range, made three free throws over the final 20 seconds for the Redbirds after Miami had pulled within 81-78 on a 3-pointer by Mario Bland.

Miami played without leading scorer Johnny Hemsley who served the first of a two-game suspension after he exchanged words with coach Leonard Hamilton early in the second half of Miami's victory over Detroit-Mercy.

Ryan Crowley added 16 points for Illinois State, while P.J. Smith and L. Dee Murdock each had 12. Bland led the Hurricanes with 18 points, while John Salmons had 16 and Elton Tyler and Leroy Hurd added 10 each.

MIAMI HURRICANES (5-5)

##	Player		tot-fg fg-fga	3-pt fg-fga	ft-fta	rebounds of-de-tot	pf	tp	a	to	blk	s	min
25	Tyler, Elton	f	5-9	0-0	0-0	2-0-2	3	10	1	2	1	1	21
45	Salmons, John	f	6-11	1-4	3-3	3-2-5	3	16	3	1	1	2	37
51	Bland, Mario	c	7-12	1-2	3-4	2-2-4	3	18	1	3	0	1	30
00	Hurd, Leroy	g	5-6	0-0	0-0	0-2-2	1	10	0	0	0	1	13
30	Jennings, Vernon	g	2-7	1-3	2-4	0-4-4	3	7	10	5	0	4	36
13	Coelho, Joao Paulo		3-8	2-5	1-3	0-4-4	2	9	2	1	0	2	34
33	Jones, James		1-2	0-0	0-0	0-1-1	0	2	2	0	0	0	15
34	Wimbley, Dwayne		3-7	0-0	0-0	1-2-3	2	6	0	0	0	0	14
	Team					2-0-2							
	TOTALS		32-62	5-14	9-14	10-17-27	17	78	19	12	2	11	200

TOTAL FG%	1st Half: 16-32 (.500)	2nd Half: 16-30 (.533)	Game: .516	DEADBALL	
3-Pt. FG%	1st Half: 2-6 (.333)	2nd Half: 3-8 (.375)	Game: .357	REBOUNDS	
F Throw %	1st Half: 4-5 (.800)	2nd Half: 5-9 (.556)	Game: .643	3	

ILLINOIS STATE (4-6)

##	Player		tot-fg fg-fga	3-pt fg-fga	ft-fta	rebounds of-de-tot	pf	tp	a	to	blk	s	min
04	Murdock, L. Dee	f	4-10	1-1	5-6	0-6-6	1	14	0	4	0	1	34
25	Crowley, Ryan	f	6-8	0-0	4-4	2-2-4	3	16	1	4	1	1	33
40	Beyers, Rich	c	1-3	1-1	0-2	1-3-4	4	3	2	1	0	1	27
12	Bryson, Tarise	g	12-17	8-11	8-9	2-4-6	0	40	8	3	1	1	38
22	Smith, P.J.	g	5-8	3-4	1-2	0-4-4	2	14	2	3	0	0	33
05	Strandmark, Andy		0-0	0-0	0-0	0-1-1	1	0	0	0	1	0	15
21	Jeppson, Shawn		0-2	0-1	0-0	0-0-0	0	0	0	1	1	0	12
30	Hein, Joe		0-0	0-0	0-0	0-0-0	0	0	0	0	0	0	4
54	Luczywko, Dan		0-0	0-0	0-0	0-0-0	2	0	0	1	0	0	4
	Team					2-0-2							
	TOTALS		28-48	13-18	18-23	5-22-27	13	87	13	17	4	4	200

TOTAL FG%	1st Half: 13-22 (.591)	2nd Half: 15-26 (.577)	Game: .583	DEADBALL	
3-Pt. FG%	1st Half: 8-11 (.727)	2nd Half: 5-7 (.714)	Game: .722	REBOUNDS	
F Throw %	1st Half: 0-2 (.000)	2nd Half: 18-21 (.857)	Game: .783	3	

Officials: Juan Figueroa, Bill Cominsky, Eric Anderson
Technical fouls: Miami Hurricanes-BENCH
Attendance: 123

Score by Periods	1st	2nd	Total
Miami Hurricanes	38	40	78
Illinois State	34	53	87

1999-00 Season Recap and Boxscores

Game 11 - MIAMI 89, FLORIDA ATLANTIC 52

December 27, 1999

Miami Arena, Miami, FL

John Salmons scored 17 points, leading a balanced attack as Miami defeated Florida Atlantic 89-52 at Miami Arena.

Six Hurricanes scored in double-digits, helping overcome the absence of leading scorer Johnny Hemsley, who missed his second straight game because of a suspension.

Leroy Hurd had 15 points for Miami and Mario Bland scored 14. Vernon Jennings added 11, and Elton Tyler and Dwayne Wimbley each had 10.

The Hurricanes jumped to a 46-22 halftime lead behind Salmons' 12 points. Miami went on a 12-0 spurt in a two-minute span to build a 28-11 lead with 6:57 left.

Salmons scored eight of his points during that run, including a 4-point play in which sank a free throw after making a 3-pointer from the corner. He then stole the inbounds pass and converted it into a layup.

Marques Williams led Florida Atlantic with 12 points, followed by Ryan Hercek with 10.

FLORIDA ATLANTIC (1-9)

##	Player		tot-fg fg-fga	3-pt fg-fga	ft-fta	rebounds of-de-tot	pf	tp	a	to	blk	s	min
42	Peterkin, Robert	f	2-4	0-0	2-2	2-0-2	2	6	0	0	0	1	20
21	Williams, Marques	c	5-10	0-0	2-3	1-2-3	2	12	0	1	1	2	30
10	Murphy, Emmett	g	1-7	0-2	1-2	0-2-2	3	3	2	6	0	3	32
13	Griesser, Tim	g	1-4	1-3	0-0	0-0-0	2	3	2	3	1	1	23
14	Hercek, Ryan	g	3-12	3-10	1-2	2-0-2	2	10	4	5	0	2	35
11	Lee, Tony		2-5	0-0	2-3	1-1-2	4	6	2	7	1	0	26
22	Reimeris, Motiejus		1-2	0-1	0-0	0-0-0	0	2	0	0	0	0	7
23	Skeete, Darius		2-4	2-3	0-0	0-4-4	3	6	1	1	1	2	20
25	Baxley, Frank		2-3	0-1	0-0	0-0-0	0	4	0	1	0	0	7
	Team					5-5-10							
	TOTALS		19-51	6-20	8-12	11-14-25	18	52	11	24	4	11	200

TOTAL FG%	1st Half: 8-21 (.381)	2nd Half: 11-30 (.367)	Game: .373	DEADBALL	
3-Pt. FG%	1st Half: 2-9 (.222)	2nd Half: 4-11 (.364)	Game: .300	REBOUNDS	
F Throw %	1st Half: 4-4 (1.000)	2nd Half: 4-8 (.500)	Game: .667	1	

MIAMI HURRICANES (6-5)

##	Player		tot-fg fg-fga	3-pt fg-fga	ft-fta	rebounds of-de-tot	pf	tp	a	to	blk	s	min
25	Tyler, Elton	f	5-5	0-0	0-1	1-3-4	2	10	1	2	1	0	18
45	Salmons, John	f	6-10	2-4	3-3	3-0-3	3	17	3	3	0	2	30
51	Bland, Mario	c	6-10	0-1	2-3	2-6-8	0	14	1	2	1	1	22
00	Hurd, Leroy	g	6-11	2-2	1-6	4-2-6	2	15	1	3	0	2	30
30	Jennings, Vernon	g	5-6	0-0	1-1	0-2-2	1	11	8	2	0	1	22
10	Gonzalez, Orlando		1-1	0-0	0-0	0-0-0	0	2	0	0	0	0	3
12	Roberts, Otl		0-1	0-0	0-0	0-0-0	0	0	0	0	0	0	2
13	Coelho, Joao Paulo		2-7	1-4	2-2	1-2-3	2	7	7	3	0	3	25
20	El-Bassiouni, Tarik		0-2	0-1	0-0	1-1-2	1	0	3	0	0	0	7
33	Jones, James		1-6	1-4	0-0	3-3-6	1	3	0	0	2	1	21
34	Wimbley, Dwayne		4-4	0-0	2-4	2-5-7	2	10	0	1	0	0	20
	Team					2-0-2							
	TOTALS		36-63	6-16	11-20	19-24-43	14	89	24	16	4	10	200

TOTAL FG%	1st Half: 18-33 (.545)	2nd Half: 18-30 (.600)	Game: .571	DEADBALL	
3-Pt. FG%	1st Half: 3-6 (.500)	2nd Half: 3-10 (.300)	Game: .375	REBOUNDS	
F Throw %	1st Half: 7-10 (.700)	2nd Half: 4-10 (.400)	Game: .550	3	

Officials: Larry Rose, Mike Stuart, Ray Perone
Technical fouls: Miami Hurricanes-Wimbley, Dwayne.
Attendance: 1202

Score by Periods	1st	2nd	Total
Florida Atlantic	22	30	52
Miami Hurricanes	46	43	89

Game 12 - MIAMI 80, QUINNIPIAC 66

December 29, 1999

Miami Arena, Miami, FL

Johnny Hemsley, returning from a two-game suspension, scored 24 points to help Miami stave off Quinnipiac 80-66.

Hemsley scored seven points as the Hurricanes ended the game with a 15-0 run.

Miami center Mario Bland added 19 points, including 11-of-12 free throws, but it was Elton Tyler's interior defense and rebounding down the stretch that sparked the Hurricanes' game-deciding run. Tyler finished with nine points, six assists, and three blocks.

Tyler hit two free throws to ignite the burst. He then fed Bland for a layup. Following a Tyler blocked shot, Hemsley nailed a 3-pointer.

After a Braves' turnover, one of 22, Hemsley went coast-to-coast for a layup to give Miami a secure 74-66 lead with 1:28 left.

QUINNIPIAC (5-4)

##	Player		tot-fg fg-fga	3-pt fg-fga	ft-fta	rebounds of-de-tot	pf	tp	a	to	blk	s	min
21	Stone, Chris	f	4-5	1-1	0-0	0-1-1	5	9	2	0	0	0	24
22	Stanley, Ivoree	f	7-10	0-0	0-0	3-3-6	4	14	2	5	1	2	27
32	Romano, Bill	c	6-8	0-0	1-1	1-2-3	5	13	0	5	0	0	21
10	Grasso, Jared	g	5-17	5-12	0-0	1-2-3	1	15	5	3	0	0	38
30	Pondexter, Nate	g	3-10	0-1	5-6	5-4-9	3	11	4	4	0	2	29
03	Fields, Jamar		0-5	0-1	0-0	0-3-3	2	0	4	0	0	1	23
24	Patrick, Stevie		1-4	0-2	2-2	1-0-1	1	4	0	3	0	0	15
25	East, Alphah		0-1	0-0	0-0	0-3-3	5	0	1	1	0	0	12
42	McNeish, Bob		0-1	0-0	0-0	0-0-0	2	0	0	0	0	0	6
52	Rosato, Jason		0-1	0-0	0-0	1-1-2	1	0	0	1	0	0	4
55	Allahgholi, Ahmad		0-0	0-0	0-0	0-0-0	0	0	0	0	0	0	1
	Team					2-4-6							
	TOTALS		26-62	6-17	8-9	14-23-37	29	66	18	22	1	5	200

TOTAL FG%	1st Half: 12-30 (.400)	2nd Half: 14-32 (.438)	Game: .419	DEADBALL	
3-Pt. FG%	1st Half: 2-8 (.250)	2nd Half: 4-9 (.444)	Game: .353	REBOUNDS	
F Throw %	1st Half: 4-5 (.800)	2nd Half: 4-4 (1.000)	Game: .889	1	

MIAMI HURRICANES (7-5)

##	Player		tot-fg fg-fga	3-pt fg-fga	ft-fta	rebounds of-de-tot	pf	tp	a	to	blk	s	min
25	Tyler, Elton	f	3-6	0-0	3-5	1-5-6	1	9	6	0	3	1	29
45	Salmons, John	f	2-6	0-3	4-4	5-3-8	1	8	1	2	3	1	35
51	Bland, Mario	c	4-11	0-1	11-12	3-3-6	2	19	0	0	0	2	25
00	Hurd, Leroy	g	1-3	0-1	3-4	0-2-2	0	5	0	1	0	0	14
30	Jennings, Vernon	g	4-10	0-2	3-4	1-2-3	4	11	6	6	1	2	35
13	Coelho, Joao Paulo		0-1	0-0	2-2	0-0-0	1	2	0	0	0	0	7
31	Hemsley, Johnny		9-15	3-7	3-4	2-1-3	3	24	0	1	0	0	29
33	Jones, James		0-2	0-0	0-0	1-1-2	2	0	0	1	0	0	9
34	Wimbley, Dwayne		0-1	0-0	2-4	2-2-4	0	2	1	1	2	1	17
	Team					3-0-3							
	TOTALS		23-55	3-14	31-39	15-22-37	14	80	14	12	9	7	200

TOTAL FG%	1st Half: 9-25 (.360)	2nd Half: 14-30 (.467)	Game: .418	DEADBALL	
3-Pt. FG%	1st Half: 1-5 (.200)	2nd Half: 2-9 (.222)	Game: .214	REBOUNDS	
F Throw %	1st Half: 11-16 (.688)	2nd Half: 20-23 (.870)	Game: .795	2	

Officials: Mike Kitts, Tom Lopes, Jeff Clark
Technical fouls: None
Attendance: 1396

Score by Periods	1st	2nd	Total
Quinnipiac	30	36	66
Miami Hurricanes	30	50	80

1999-00 Season Recaps and Boxscores

Game 13 - MIAMI 66, WEST VIRGINIA 58
January 5, 2000

Miami Arena, Miami, FL

Johnny Hemsley scored 23 points to lead the University of Miami to a 66-58 victory over the Mountaineers in both teams' Big East opener.

Point guard Vernon Jennings supplied 14 points, eight assists and seven steals. Mario Bland added 12 points for the Hurricanes.

Miami forced 26 turnovers while committing just 11 to offset West Virginia's 44-23 rebounding advantage and help snap the Mountaineers' four-game winning streak.

Lionel Armstead led West Virginia with 14 points and Marcus Goree added 11 points and 10 rebounds. Freshman guard Tim Lyles had seven turnovers and was 3-of-10 shooting in a shaky conference debut.

Armstead hit back-to-back jumpers, including a 3-pointer, to bring West Virginia to within three points at 52-49 with 4:25 left.

Elton Tyler sank two free throws as West Virginia continued to turn the ball over down the stretch. Jennings banked in a 15-footer, and following an offensive foul by the Mountaineers, Hemsley hit a short baseline jumper to give Miami a secure 58-49 lead with 2:37 remaining.

The 26 turnovers forced was a season-best for Miami and 13 steals tied a season high. Jennings seven steals established a career high and were just two off tying the school record.

WEST VIRGINIA (7-4, 0-1)

##	Player		tot-fg fg-fga	3-pt fg-fga	ft-fta	rebounds of-de-tot	pf	tp	a	to	blk	s	min
00	Goree, Marcus	f	5-9	1-1	0-1	5-4-9	1	11	0	2	1	0	38
13	Berry, Brooks	f	3-7	2-5	0-0	1-2-3	4	8	2	4	0	1	23
45	Oliver, John	c	0-0	0-0	3-4	1-0-1	1	3	1	2	0	0	14
12	Lyles, Tim	g	3-10	1-2	0-3	2-5-7	5	7	4	7	0	2	32
30	Armstead, Lionel	g	6-14	2-6	0-1	1-4-5	2	14	2	2	0	1	32
20	D'Alesio, Jason		1-4	1-3	0-0	0-2-2	2	3	1	2	0	0	15
31	Moss, Chris		4-6	0-0	0-0	5-3-8	4	8	1	2	0	1	24
32	Kincade, Keith		0-0	0-0	0-0	0-0-0	0	0	0	0	0	0	4
41	Bowman, Calvin		2-5	0-0	0-0	2-3-5	1	4	3	3	1	1	18
	Team					2-1-3				2			
	TOTALS		24-55	7-17	3-9	19-24-43	20	58	14	26	2	6	200

TOTAL FG%	1st Half: 11-25 (.440)	2nd Half: 13-30 (.433)	Game: .436
3-Pt. FG%	1st Half: 2-6 (.333)	2nd Half: 5-11 (.455)	Game: .412
F Throw %	1st Half: 1-4 (.250)	2nd Half: 2-5 (.400)	Game: .333

DEADBALL REBOUNDS	2		

MIAMI HURRICANES (8-5, 1-0)

##	Player		tot-fg fg-fga	3-pt fg-fga	ft-fta	rebounds of-de-tot	pf	tp	a	to	blk	s	min
25	Tyler, Elton	f	3-4	0-0	3-4	2-3-5	3	9	0	1	2	0	28
45	Salmons, John	f	0-4	0-2	4-4	0-1-1	3	4	7	1	0	1	35
51	Bland, Mario	c	4-7	0-1	4-8	2-2-4	3	12	1	3	0	1	33
30	Jennings, Vernon	g	5-11	0-0	4-4	2-2-4	2	14	8	3	0	7	38
31	Hemsley, Johnny	g	10-22	1-4	2-2	0-4-4	1	23	0	2	0	3	39
00	Hurd, Leroy		0-1	0-0	0-0	0-0-0	1	0	1	1	0	1	5
13	Coelho, Joao Paulo		0-1	0-1	0-0	0-0-0	1	0	0	0	0	0	3
33	Jones, James		0-0	0-0	0-0	0-0-0	1	0	0	0	0	0	5
34	Wimbley, Dwayne		2-2	0-0	0-0	0-2-2	0	4	0	0	2	0	14
	Team					1-2-3							
	TOTALS		24-52	1-8	17-22	7-16-23	15	66	17	11	4	13	200

TOTAL FG%	1st Half: 12-28 (.429)	2nd Half: 12-24 (.500)	Game: .462
3-Pt. FG%	1st Half: 0-4 (.000)	2nd Half: 1-4 (.250)	Game: .125
F Throw %	1st Half: 7-8 (.875)	2nd Half: 10-14 (.714)	Game: .773

DEADBALL REBOUNDS	2		

Officials: Mike Kitts, Steve Welmer, David Day
Technical fouls: None
Attendance: 2732

Score by Periods	1st	2nd	Total
West Virginia	25	33	58
Miami Hurricanes	31	35	66

Game 14 - No. 7 SYRACUSE 67, MIAMI 55
January 8, 2000

Miami Arena, Miami, FL

Damone Brown, Ryan Blackwell and Jason Hart each scored 14 points and Etan Thomas recorded a double-double with 12 points and 11 rebounds as No. 7 Syracuse defeated the University of Miami, 67-55, at Miami Arena.

Johnny Hemsley scored 14 for Miami. Mario Bland added 13 and John Salmons 12 in the loss.

Syracuse took a 36-21 lead at the half behind hot shooting and tough defense. The Orangemen shot a blistering 60.9 percent (24-51) in the first half while holding the Hurricanes to just 8-of-34 (.235) shooting in the opening half.

Hart led the offensive attack in the first half scoring 11 points on 4-of-5 shooting from the field including 2-of-3 from three-point range. Thomas led the defensive effort recording three steals and altering numerous Hurricane field goal attempts.

Miami opened the second-half with a 13-2 run, led by eight points from Hemsley, to pull within four points (38-34) with 13:35 left. Syracuse responded as Hart hit from the tip of the key to push the lead back to seven. Thomas then followed with a layup and Syracuse led 43-34 with 12:50 to play.

The Orangemen continued to increase the lead and found themselves up 57-41 following an alley-oop dunk by Brown with 5:29 left.

The Hurricanes battled back with a 14-3 run and cut the lead to five (60-55) with 1:37 to play when Elton Tyler hit a jumper from the right baseline. But that would be as close as the Hurricanes would get as Syracuse scored the game's final seven points including 5-of-6 free throws down the stretch.

SYRACUSE (11-0, 2-0)

##	Player		tot-fg fg-fga	3-pt fg-fga	ft-fta	rebounds of-de-tot	pf	tp	a	to	blk	s	min
25	Brown, Damone	f	5-9	0-0	4-5	1-4-5	4	14	4	3	2	0	35
32	Blackwell, Ryan	f	4-6	0-0	6-7	2-5-7	1	14	1	5	0	0	37
33	Thomas, Etan	c	5-7	0-0	2-5	4-7-11	3	12	1	4	2	3	38
04	Bland, Tony	g	4-12	0-2	1-1	1-1-2	1	9	3	1	1	1	31
05	Hart, Jason	g	5-11	3-5	1-2	2-6-8	4	14	5	6	0	1	36
03	Shumpert, Preston		1-4	0-2	2-2	1-2-3	0	4	1	2	0	0	10
12	Griffin, Allen		0-0	0-0	0-0	0-0-0	0	0	0	0	0	0	4
21	Williams, DeShaun		0-2	0-2	0-0	0-1-1	1	0	0	0	0	1	9
	Team					3-0-3							
	TOTALS		24-51	3-11	16-22	11-29-40	14	67	15	21	5	6	200

TOTAL FG%	1st Half: 14-23 (.609)	2nd Half: 10-28 (.357)	Game: .471
3-Pt. FG%	1st Half: 2-6 (.333)	2nd Half: 1-5 (.200)	Game: .273
F Throw %	1st Half: 6-9 (.667)	2nd Half: 10-13 (.769)	Game: .727

DEADBALL REBOUNDS	2		

MIAMI HURRICANES (8-6, 1-1)

##	Player		tot-fg fg-fga	3-pt fg-fga	ft-fta	rebounds of-de-tot	pf	tp	a	to	blk	s	min
25	Tyler, Elton	f	4-6	0-0	1-2	3-6-9	3	9	0	1	0	1	25
45	Salmons, John	f	3-12	1-5	5-8	3-4-7	2	12	2	3	0	3	39
51	Bland, Mario	c	6-17	0-1	1-1	6-2-8	4	13	1	1	0	1	32
30	Jennings, Vernon	g	0-5	0-1	0-0	0-1-1	5	0	7	4	0	2	37
31	Hemsley, Johnny	g	5-17	2-4	2-2	1-6-7	2	14	3	2	1	0	40
00	Hurd, Leroy		0-0	0-0	0-0	0-0-0	0	0	0	0	0	0	1
13	Coelho, Joao Paulo		0-0	0-0	0-0	0-0-0	0	0	0	0	0	0	2
33	Jones, James		2-5	1-2	2-2	2-1-3	0	7	0	2	1	1	14
34	Wimbley, Dwayne		0-2	0-0	0-0	0-0-0	1	0	1	1	0	1	10
	Team					2-0-2				1			
	TOTALS		20-64	4-13	11-15	17-20-37	17	55	14	15	2	9	200

TOTAL FG%	1st Half: 8-34 (.235)	2nd Half: 12-30 (.400)	Game: .312
3-Pt. FG%	1st Half: 1-8 (.125)	2nd Half: 3-5 (.600)	Game: .308
F Throw %	1st Half: 4-6 (.667)	2nd Half: 7-9 (.778)	Game: .733

DEADBALL REBOUNDS	2		

Officials: Jim Burr, Ted Valentine, Reggie Greenwood
Technical fouls: None
Attendance: 3511

Score by Periods	1st	2nd	Total
Syracuse	36	31	67
Miami Hurricanes	21	34	55

1999-00 Season Recaps and Boxscores

Game 15 - MIAMI 71, SETON HALL 64
January 11, 2000

Continental Airlines Arena, East Rutherford, NJ

Johnny Hemsley poured in a game-high 23 points while Vernon Jennings and Mario Bland each added 14 points as the University of Miami defeated Seton Hall, 71-64, at Continental Airlines Arena.

Shaheen Holloway and Darius Lane scored 16 apiece to lead Seton Hall.

The win for Miami marked its third consecutive over Seton Hall and snapped the Pirates' seven game winning streak.

Seton Hall jumped out to a 17-7 lead and led 33-32 at the half. The Pirates shot 51.9 percent (14-27) in the first half while holding the Hurricanes to just 38.9 percent shooting (14-36).

In the second half the Hurricanes stepped up their defense holding Seton Hall to just 10-of-30 (.333) shooting from the field.

The game remained close throughout the second half as there were seven lead changes and five ties. But with the score tied 55-55 with 5:08 to play, Bland hit two free throws to put the Hurricanes ahead for good.

Miami, which leads the BIG EAST in free throw percentage, hit 10-of-12 from the line in the final two minutes to keep the game out of reach.

MIAMI HURRICANES (9-6, 2-1)

##	Player		tot-fg fg-fga	3-pt fg-fga	ft-fta	rebounds of-de-tot	pf	tp	a	to	blk	s	min
25	Tyler, Elton	f	2-9	0-0	1-2	1-5-6	1	5	2	2	0	1	23
45	Salmons, John	f	2-3	1-1	1-2	0-0-0	4	6	3	1	0	0	28
51	Bland, Mario	c	4-9	0-0	6-6	1-6-7	3	14	2	1	0	1	34
30	Jennings, Vernon	g	4-8	0-0	6-9	1-5-6	1	14	6	0	1	4	37
31	Hemsley, Johnny	g	9-19	3-9	2-2	0-1-1	2	23	0	2	1	3	39
00	Hurd, Leroy		4-7	0-0	1-2	5-4-9	2	9	1	1	0	0	14
13	Coelho, Joao Paulo		0-1	0-1	0-0	0-0-0	1	0	0	0	0	0	4
33	Jones, James		0-2	0-0	0-0	1-2-3	2	0	2	2	1	0	13
34	Wimbley, Dwayne		0-3	0-0	0-0	2-1-3	0	0	0	0	0	1	8
	Team					2-1-3							
	TOTALS		25-61	4-11	17-23	13-25-38	16	71	16	9	3	10	200

TOTAL FG%	1st Half: 14-36 (.389)	2nd Half: 11-25 (.440)	Game: .410
3-Pt. FG%	1st Half: 2-5 (.400)	2nd Half: 2-6 (.333)	Game: .364
F Throw %	1st Half: 2-4 (.500)	2nd Half: 15-19 (.789)	Game: .739

DEADBALL REBOUNDS	2		

SETON HALL (10-3, 2-1)

##	Player		tot-fg fg-fga	3-pt fg-fga	ft-fta	rebounds of-de-tot	pf	tp	a	to	blk	s	min
30	Lane, Darius	f	5-16	3-10	3-4	2-3-5	3	16	2	3	0	2	34
50	Morton, Greg	f	1-2	0-0	1-2	1-2-3	1	3	3	1	2	1	34
01	Dalembert, Samuel	c	2-6	0-0	1-2	2-5-7	3	5	1	3	3	0	32
10	Holloway, Shaheen	g	7-14	0-3	2-4	1-7-8	5	16	1	3	0	0	26
21	Kaukenas, Rimas	g	4-7	1-2	3-4	3-3-6	1	12	2	4	0	0	30
00	Shine, Ty		3-6	1-3	1-1	0-3-3	1	8	1	1	0	1	14
15	Saunders, Gary		2-6	0-1	0-0	1-2-3	3	4	1	0	0	0	20
20	Harris, Al		0-0	0-0	0-0	1-0-1	0	0	0	0	0	0	3
31	Manga, Charles		0-0	0-0	0-0	0-0-0	1	0	0	0	0	0	4
42	Wilkins, Kevin		0-0	0-0	0-0	0-0-0	2	0	0	0	0	0	3
	Team					1-2-3							
	TOTALS		24-57	5-19	11-17	12-27-39	20	64	11	15	5	4	200

TOTAL FG%	1st Half: 14-27 (.519)	2nd Half: 10-30 (.333)	Game: .421
3-Pt. FG%	1st Half: 2-9 (.222)	2nd Half: 3-10 (.300)	Game: .263
F Throw %	1st Half: 3-5 (.600)	2nd Half: 8-12 (.667)	Game: .647

DEADBALL REBOUNDS	2		

Officials: John Clougherty, Bob Donato, Tony Greene
Technical fouls: None
Attendance: 8959

Score by Periods	1st	2nd	Total
Miami Hurricanes	32	39	71
Seton Hall	33	31	64

Game 16 - GEORGETOWN 65, MIAMI 61
January 15, 2000

MCI Center, Washington D.C.

Lee Scruggs scored a career-high 16 points and Kevin Braswell added 12 points to lead Georgetown University to a 65-61 win over the University of Miami at the MCI Center in Washington D.C.

The win was Georgetown's first regular season victory over Miami since January 13, 1996 and ended the the Hurricanes' BIG EAST road winning streak at five.

Elton Tyler scored 18 points to lead Miami. Johnny Hemsley added 17 points and John Salmons 10 in the loss.

Scruggs, who scored all of his points in the opening half, was 6-of-7 from the field and 4-4 from the line in the first half as Georgetown opened a 35-28 lead at the break.

Miami fought back in the second half shooting 48.1 percent (13-27) from the field while holding the Hoyas to just nine field goals on 33 attempts (.273). For the game Miami shot 41.8 percent (23-55) against the nation's second ranked defense. Georgetown had been holding teams to just 34.5 percent shooting from the field.

Georgetown, however, won the game with rebounding scoring 23 second chance points on 32 offensive rebounds. Overall, Georgetown outrebounded the Hurricanes 54-35.

MIAMI HURRICANES (9-7, 2-2)

##	Player		tot-fg fg-fga	3-pt fg-fga	ft-fta	rebounds of-de-tot	pf	tp	a	to	blk	s	min
25	Tyler, Elton	f	9-12	0-0	0-2	2-5-7	4	18	1	4	4	1	33
45	Salmons, John	f	4-8	1-2	1-2	1-4-5	3	10	0	2	0	4	31
51	Bland, Mario	c	2-8	0-0	3-4	3-2-5	3	7	2	2	2	2	25
30	Jennings, Vernon	g	2-8	0-0	3-3	1-3-4	3	7	4	5	2	1	38
31	Hemsley, Johnny	g	5-13	1-2	6-6	2-2-4	0	17	3	5	2	1	36
00	Hurd, Leroy		1-2	0-0	0-0	0-1-1	1	2	0	0	1	0	12
13	Coelho, Joao Paulo		0-0	0-0	0-0	0-0-0	0	0	0	0	0	0	2
33	Jones, James		0-1	0-1	0-0	0-0-0	2	0	0	0	1	1	7
34	Wimbley, Dwayne	g	0-3	0-0	0-0	2-3-5	3	0	0	3	0	0	16
	Team					2-2-4							
	TOTALS		23-55	2-5	13-17	13-22-35	19	61	10	21	12	10	200

TOTAL FG%	1st Half: 10-28 (.357)	2nd Half: 13-27 (.481)	Game: .418
3-Pt. FG%	1st Half: 2-4 (.500)	2nd Half: 0-1 (.000)	Game: .400
F Throw %	1st Half: 6-6 (1.000)	2nd Half: 7-11 (.636)	Game: .765

DEADBALL REBOUNDS	1		

GEORGETOWN (9-6, 1-3)

##	Player		tot-fg fg-fga	3-pt fg-fga	ft-fta	rebounds of-de-tot	pf	tp	a	to	blk	s	min
13	Samnick, Victor	f	2-8	0-0	3-4	3-1-4	0	7	1	1	1	2	23
40	Watkins, Jameel	f	0-1	0-0	1-2	1-1-2	1	1	0	3	1	1	6
44	Boumtje Boumtje, R.	c	3-6	0-0	3-3	3-1-4	2	9	0	2	0	1	18
05	Perry, Anthony	g	1-7	0-2	4-4	0-2-2	3	6	2	4	0	3	25
12	Braswell, Kevin	g	4-17	2-8	2-4	2-5-7	3	12	2	2	0	2	34
01	Hunter, Demetrius		1-9	0-1	0-0	0-2-2	2	2	0	0	0	2	16
11	Hillier, Trenton		0-0	0-0	0-0	1-0-1	0	0	1	0	0	0	3
21	Freeman, Courtland		1-4	0-0	0-1	2-1-3	2	2	0	1	0	1	19
25	Burton, Nat		3-7	0-1	0-0	7-3-10	0	6	2	2	0	0	24
32	Gibson, Rhese		2-4	0-0	0-1	4-3-7	2	4	1	3	0	1	13
45	Scruggs, Lee		6-11	0-0	4-4	5-3-8	2	16	0	3	4	0	19
	Team					4-0-4							
	TOTALS		23-74	2-12	17-23	32-22-54	17	65	9	21	6	12	200

TOTAL FG%	1st Half: 14-41 (.341)	2nd Half: 9-33 (.273)	Game: .311
3-Pt. FG%	1st Half: 1-7 (.143)	2nd Half: 1-5 (.200)	Game: .167
F Throw %	1st Half: 6-8 (.750)	2nd Half: 11-15 (.733)	Game: .739

DEADBALL REBOUNDS	3		

Officials: Mike Kitts, Donee Gray, Curtis Shaw
Technical fouls: None
Attendance: 7189

Score by Periods	1st	2nd	Total
Miami Hurricanes	28	33	61
Georgetown	35	30	65

1999-00 Season Recap and Boxscores

Game 17 - MIAMI 67, VILLANOVA 66
January 17, 2000

The Pavilion, Villanova, PA

Johnny Hemsley's three-pointer at the buzzer gave Miami an improbable 67-66 win over Villanova University in front of a sold out crowd and an ESPN national television audience.

Hemsley scored 21 points and John Salmons, a native of nearby Plymouth Meeting, Pa., had a career-high 19 points and 10 rebounds for the Hurricanes, who won for the second time in three games.

Trailing by 10, Miami made an 8-2 run to pull to within four, 64-60, with 2:28 left in the second half. The two teams exchanged free throws to make the game 66-62 with 1:46 left but Mario Bland sank a six-footer to cut the deficit to two with 1:10 to go.

Neither team could get their offense going in the first half, especially behind the three-point arc. They combined to go 2-for-18 from beyond the arc, including Miami's 0-for-8. The Wildcats went on an 8-1 run to end the half with a 32-28 advantage.

MIAMI HURRICANE (10-7, 3-2)

##	Player		tot-fg fg-fga	3-pt fg-fga	ft-fta	rebounds of-de-tot	pf	tp	a	to	blk	s	min
25	Tyler, Elton	f	2-3	0-0	3-4	1-3-4	3	7	0	1	2	1	31
45	Salmons, John	f	7-13	1-3	4-5	7-3-10	4	19	0	1	0	3	32
51	Bland, Mario	c	4-8	0-0	4-4	2-7-9	2	12	1	2	0	1	28
30	Jennings, Vernon	g	1-10	0-1	0-0	0-2-2	3	2	6	2	0	1	34
31	Hemsley, Johnny	g	6-18	1-7	8-11	0-2-2	3	21	1	2	0	2	39
00	Hurd, Leroy		1-2	0-0	0-0	1-0-1	3	2	0	0	0	2	6
13	Coelho, Joao Paulo		1-2	0-0	0-0	1-0-1	2	2	0	1	0	1	9
33	Jones, James		0-2	0-0	0-1	0-1-1	0	0	0	1	0	0	6
34	Wimbley, Dwayne		1-2	0-0	0-0	1-3-4	2	2	1	0	1	0	15
	Team					2-2-4							
	TOTALS		23-60	2-11	19-25	15-23-38	22	67	9	10	3	11	200

TOTAL FG%	1st Half: 10-35 (.286)	2nd Half: 13-25 (.520)	Game: .383
3Pt. FG%	1st Half: 0-8 (.000)	2nd Half: 2-3 (.667)	Game: .182
F Throw %	1st Half: 8-12 (.667)	2nd Half: 11-13 (.846)	Game: .760

DEADBALL REBOUNDS 2

VILLANOVA (9-5, 1-2)

##	Player		tot-fg fg-fga	3-pt fg-fga	ft-fta	rebounds of-de-tot	pf	tp	a	to	blk	s	min
21	Lynch, Brian	f	3-7	2-5	3-4	1-4-5	1	11	4	1	0	1	35
32	Sales, Brooks	f	4-8	0-0	2-4	2-3-5	3	10	1	2	2	0	26
15	Allen, Malik	c	3-7	0-0	0-0	0-3-3	4	6	1	1	2	0	34
03	Smith, Bobby	g	1-5	0-1	4-4	0-3-3	2	6	5	5	0	0	27
22	Buchanan, Gary	g	2-7	1-4	0-0	1-2-3	2	5	2	0	0	0	13
04	Matthews, Aaron		3-5	1-1	0-2	3-3-6	2	7	1	3	1	0	16
05	Wright, Ricky		1-2	0-0	3-6	2-4-6	4	5	0	0	0	0	16
10	Medley, Jermaine		3-7	2-4	1-3	2-2-4	2	9	1	2	0	1	17
12	Sullivan, Andrew		2-2	0-0	3-4	2-1-3	2	7	1	2	0	0	12
50	Caucette, T.J.		0-2	0-2	0-0	0-0-0	1	0	0	1	0	0	4
	Team					3-1-4							
	TOTALS		22-52	6-17	16-27	16-26-42	23	66	16	17	5	2	200

TOTAL FG%	1st Half: 10-27 (.370)	2nd Half: 12-25 (.480)	Game: .423
3-Pt. FG%	1st Half: 2-10 (.200)	2nd Half: 4-7 (.571)	Game: .353
F Throw %	1st Half: 10-18 (.556)	2nd Half: 6-9 (.667)	Game: .593

DEADBALL REBOUNDS 2

Officials: Tim Higgins, Carl Hess, Curtis Shaw
Technical fouls: None
Attendance: 6500

Score by Periods	1st	2nd	Total
Miami Hurricanes	28	39	67
Villanova	32	34	66

Game 18 - MIAMI 62, BOSTON COLLEGE 54
January 22, 2000

American Airlines Arena, Miami, FL

Mario Bland scored a career-high 24 points and had nine rebounds to lead Miami to a 62-54 win over Boston College.

Leading by three at halftime, the Hurricanes started the second half on a 9-0 run, extending its lead to 39-27. The Eagles cut the deficit to 46-44 with 8:54 to play after Kenny Walls' slam dunk, but it wasn't enough.

That's when Bland, who became the 23rd player in school history to surpass 1,000 career points, took over. The senior scored four of the next six points for Miami, upping the lead to 52-47.

Boston College never got any closer to the Hurricanes. Johnny Hemsley scored 12 points and Vernon Jennings added 11 for Miami, which beat the Eagles for the fourth consecutive time.

Miami held the Eagles to just 33 percent in the first half and it only got worse. Boston College shot 7-for-26 (27 percent) in the second half and 30 percent for the game.

Troy Bell, the second-leading scorer in the Big East, led the Eagles with 20 points on just 4-for-15 shooting.

Because of a broken water line at Miami Arena, the game was moved to the nearby American Airlines Arena, home of the Miami Heat.

BOSTON COLLEGE (9-8, 1-4)

##	Player		tot-fg fg-fga	3-pt fg-fga	ft-fta	rebounds of-de-tot	pf	tp	a	to	blk	s	min
00	Agbai, Uka	f	2-5	0-1	0-0	3-2-5	3	4	0	1	4	0	37
23	Singletary, Xavier	f	0-5	0-1	0-0	1-2-3	2	0	1	3	0	1	13
45	Ross, Brian	c	3-6	0-2	0-1	4-3-7	1	6	0	4	0	1	26
02	Bell, Troy	g	4-15	2-8	10-11	0-3-3	3	20	2	4	0	3	37
03	Cotton, Michael	g	2-4	0-1	2-4	1-3-4	2	6	2	3	1	1	25
04	Beerbohm, Jonathan		1-3	0-0	0-0	1-3-4	2	2	1	0	0	0	16
05	Pina, Dwayne		0-0	0-0	0-0	0-1-1	2	0	1	1	0	0	3
13	Harley, Kenny		3-7	1-3	2-2	0-4-4	2	9	0	3	0	1	31
21	Walls, Kenny		2-11	0-4	3-4	3-1-4	3	7	0	4	0	1	11
32	Dudley, Andrew		0-0	0-0	0-0	0-0-0	0	0	0	0	0	0	1
	Team					3-4-7							
	TOTALS		17-56	3-20	17-22	16-26-42	20	54	7	23	5	8	200

TOTAL FG%	1st Half: 10-30 (.333)	2nd Half: 7-26 (.269)	Game: .304
3-Pt. FG%	1st Half: 2-13 (.154)	2nd Half: 1-7 (.143)	Game: .150
F Throw %	1st Half: 5-6 (.833)	2nd Half: 12-16 (.750)	Game: .773

DEADBALL REBOUNDS 3

MIAMI HURRICANES (11-7, 4-2)

##	Player		tot-fg fg-fga	3-pt fg-fga	ft-fta	of-de-tot	pf	tp	a	to	blk	s	min
25	Tyler, Elton	f	1-9	0-1	0-0	2-4-6	4	2	3	1	1	2	26
45	Salmons, John	f	1-4	0-2	2-2	1-6-7	3	4	1	3	0	2	33
51	Bland, Mario	c	8-14	0-0	8-11	6-3-9	3	24	1	1	0	1	26
30	Jennings, Vernon	g	3-8	1-2	4-6	0-4-4	4	11	3	4	0	4	31
31	Hemsley, Johnny	g	4-16	2-7	2-2	3-3-6	0	12	0	1	2	1	37
00	Hurd, Leroy		1-2	0-0	0-1	1-1-2	0	2	1	1	0	1	10
13	Coelho, Joao Paulo		0-2	0-2	0-0	1-1-2	2	0	1	1	0	0	10
33	Jones, James		2-5	0-1	1-3	1-1-2	1	5	1	2	2	0	14
34	Wimbley, Dwayne		1-2	0-0	0-0	2-0-2	2	2	1	0	0	0	13
	Team					2-2-4							
	TOTALS		21-62	3-15	17-25	19-25-44	19	62	12	14	5	11	200

TOTAL FG%	1st Half: 11-31 (.355)	2nd Half: 10-31 (.323)	Game: .339
3-Pt. FG%	1st Half: 2-7 (.286)	2nd Half: 1-8 (.125)	Game: .200
F Throw %	1st Half: 6-9 (.667)	2nd Half: 11-16 (.688)	Game: .680

DEADBALL REBOUNDS 4

Officials: Jim Burr, Will Bush, Mike Foote
Technical fouls: None
Attendance: 5210

Score by Periods	1st	2nd	Total
Boston College	27	27	54
Miami Hurricanes	30	32	62

1999-00 Season Recap and Boxscores

Game 19 - MIAMI 63, NOTRE DAME 49
January 25, 2000

Joyce Center, Notre Dame, IN

Johnny Hemsley scored 18 points and Miami held Notre Dame's Troy Murphy, the BIG EAST's leading scorer, to just 14 points as the Hurricanes beat the Irish 63-49 at the Joyce Center.

Notre Dame trailed 38-25 with just under 16 minutes left before a Murphy dunk capped a 6-0 run that cut the lead to 38-31. But Murphy was hit with a technical foul for hanging on the rim, and Hemsley converted both free throws to spark an 8-0 run that pushed the lead to 46-31 with 10:33 left.

Notre Dame never threatened again, and Miami led by as many as 21.

The Hurricanes bottled up the inside, forcing Notre Dame to go to its outside shooting game, which never caught fire. Three days after setting a school record with 14 3-pointers in an 81-66 win over Pittsburgh, the Irish were just 5-of-22 from behind the 3-point arc and shot 32 percent (16-of-50) for the game.

John Salmons scored 10 points for the Hurricanes, who shot 21-of-45 from the field and 17-of-18 from the foul line.

Miami led 31-22 at halftime after holding the Irish to 8-of-23 shooting. The Hurricanes shot 50 percent (13-of-26).

MIAMI HURRICANES (12-7, 5-2)

##	Player		tot-fg fg-fga	3-pt fg-fga	ft-fta	rebounds of-de-tot	pf	tp	a	to	blk	s	min
25	Tyler, Elton	f	3-6	0-0	0-0	1-3-4	5	6	1	3	0	1	24
45	Salmons, John	f	3-6	0-0	4-4	1-4-5	3	10	1	2	0	1	30
51	Bland, Mario	c	1-3	0-0	5-6	1-1-2	4	7	1	2	2	2	20
30	Jennings, Vernon	g	2-7	0-1	4-4	0-4-4	1	8	11	5	0	1	35
31	Hemsley, Johnny	g	6-15	2-8	4-4	0-1-1	0	18	1	2	0	3	34
00	Hurd, Leroy		3-3	1-1	0-0	0-2-2	1	7	0	0	0	0	15
13	Coelho, Joao Paulo		1-2	1-1	0-0	0-0-0	0	3	1	1	0	0	5
33	Jones, James		1-1	0-0	0-0	0-1-1	1	2	0	2	0	0	14
34	Wimbley, Dwayne		1-2	0-0	0-0	3-6-9	3	2	0	0	1	1	23
	Team					1-2-3							
	TOTALS		21-45	4-11	17-18	7-24-31	18	63	16	17	3	9	200

TOTAL FG%	1st Half: 13-27 (.481)	2nd Half: 8-18 (.444)	Game: .467
3-Pt. FG%	1st Half: 2-5 (.400)	2nd Half: 2-6 (.333)	Game: .364
F Throw %	1st Half: 3-4 (.750)	2nd Half: 14-14 (1.000)	Game: .944

DEADBALL REBOUNDS 0

NOTRE DAME (12-8, 3-3)

##	Player		tot-fg fg-fga	3-pt fg-fga	ft-fta	rebounds of-de-tot	pf	tp	a	to	blk	s	min
03	Murphy, Troy	f	4-13	0-3	6-8	5-8-13	0	14	0	5	1	1	39
15	Macura, Jere	f	1-4	1-1	0-0	2-0-2	4	3	1	2	1	0	15
11	Kartelo, Ivan	c	0-0	0-0	0-0	0-1-1	3	0	2	1	0	1	17
13	Carroll, Matt	g	3-11	1-8	0-2	0-0-0	4	7	1	2	1	0	32
21	Dillon, Jimmy	g	3-5	2-3	2-2	0-3-3	2	10	3	3	0	3	33
22	Monserez, Mike		0-0	0-0	0-0	0-0-0	0	0	0	0	0	0	4
24	Inglesby, Martin		0-2	0-2	0-0	0-1-1	1	0	2	1	0	0	11
34	Graves, David		2-8	1-5	2-2	0-1-1	2	7	4	1	0	0	26
42	Swanagan, Harold		3-6	0-0	2-4	2-2-4	2	8	0	2	0	1	21
44	Palmer, Todd		0-1	0-0	0-0	0-1-1	0	0	0	1	0	0	2
	Team					4-1-5							
	TOTALS		16-50	5-22	12-18	13-18-31	18	49	13	18	3	6	200

TOTAL FG%	1st Half: 8-23 (.348)	2nd Half: 8-27 (.296)	Game: .320
3-Pt. FG%	1st Half: 2-10 (.200)	2nd Half: 3-12 (.250)	Game: .227
F Throw %	1st Half: 4-8 (.500)	2nd Half: 8-10 (.800)	Game: .667

DEADBALL REBOUNDS 3

Officials: Ted Valentine, Larry Rose, Fran Connolly
Technical fouls: Notre Dame-Murphy, Troy
Attendance: 8834

Score by Periods	1st	2nd	Total
Miami Hurricanes	31	32	63
Notre Dame	22	27	49

Game 20 - NO. 16 KENTUCKY 60, MIAMI 57
January 29, 2000

Miami Arena, Miami, FL

Keith Bogans scored 16 points and Desmond Allison added 15 as 16th-ranked Kentucky defeated Miami, 60-57, at Miami Arena.

Kentucky led much of the game but the Hurricanes used a 12-2 run late in the second half to go ahead 57-56 with 42 seconds remaining. Tayshaun Prince then hit a running jumper in the lane, regaining the lead for the Wildcats.

Miami had a chance to take the lead with 30 seconds to play, but Vernon Jennings' shot from under the basket rimmed out. Saul Smith grabbed the loose ball and called timeout as he fell out of bounds to save possession for Kentucky.

The Hurricanes fouled Magloire on the ensuing possession, and he made two free throws with 3.4 seconds left. Jennings' desperation 3-pointer at the buzzer was off the mark.

Johnny Hemsley led the Hurricanes and Mario Bland added 10 points and seven rebounds.

Miami trailed 35-25 at halftime but the Hurricanes went on a 14-3 spurt in the opening minutes of the second half and regained the lead 39-38.

Miami shot 39 percent and committed only nine turnovers against Kentucky's pressure defense, but the Hurricanes struggled to keep the Wildcats off the offensive boards. The Wildcats outrebounded Miami 40-31 for the game which included 20 offensive rebounds.

KENTUCKY (15-5)

##	Player		tot-fg fg-fga	3-pt fg-fga	ft-fta	rebounds of-de-tot	pf	tp	a	to	blk	s	min
21	Prince, Tayshaun	f	2-11	1-4	0-1	3-1-4	1	5	4	2	1	1	32
32	Allison, Desmond	f	6-10	2-4	1-1	2-3-5	4	15	3	0	0	0	34
42	Magloire, Jamaal	c	4-8	0-0	3-5	3-4-7	2	11	0	3	2	0	31
10	Bogans, Keith	g	5-12	1-5	5-8	3-2-5	1	16	3	4	0	1	36
11	Smith, Saul	g	1-3	1-1	1-2	0-4-4	3	4	1	1	0	0	18
03	Blevins, J.P.		1-4	1-3	0-0	1-2-3	1	3	0	2	0	0	21
12	Tackett, Todd		0-0	0-0	0-0	1-0-1	0	0	0	1	0	0	2
24	Stone, Marvin		1-2	0-0	2-3	2-1-3	1	4	0	0	1	1	12
40	Camara, Jules		1-3	0-0	0-0	2-0-2	1	2	0	1	1	1	14
	Team					3-3-6							
	TOTALS		21-53	6-17	12-21	20-20-40	14	60	11	14	5	4	200

TOTAL FG%	1st Half: 14-33 (.424)	2nd Half: 7-20 (.350)	Game: .396
3-Pt. FG%	1st Half: 3-8 (.375)	2nd Half: 3-9 (.333)	Game: .353
F Throw %	1st Half: 4-7 (.571)	2nd Half: 8-14 (.571)	Game: .571

DEADBALL REBOUNDS 4

MIAMI HURRICANES (12-8)

##	Player		tot-fg fg-fga	3-pt fg-fga	ft-fta	rebounds of-de-tot	pf	tp	a	to	blk	s	min
25	Tyler, Elton	f	6-9	0-0	1-1	2-1-3	2	13	0	0	2	2	31
45	Salmons, John	f	1-5	0-1	0-2	2-2-4	4	2	4	0	0	1	27
51	Bland, Mario	c	4-10	0-0	2-2	3-4-7	4	10	0	4	1	0	29
30	Jennings, Vernon	g	2-7	0-0	4-4	0-4-4	4	8	5	4	0	3	36
31	Hemsley, Johnny	g	5-15	4-11	4-4	1-3-4	3	18	1	1	0	1	37
00	Hurd, Leroy		2-4	0-0	0-0	1-1-2	2	4	0	0	1	2	16
13	Coelho, Joao Paulo		0-1	0-0	0-0	0-0-0	1	0	0	0	0	0	4
33	Jones, James		0-2	0-0	0-0	0-0-0	0	0	0	0	1	0	5
34	Wimbley, Dwayne		1-1	0-0	0-0	2-1-3	1	2	0	0	2	0	15
	Team					3-1-4							
	TOTALS		21-54	4-12	11-13	14-17-31	21	57	10	9	7	9	200

TOTAL FG%	1st Half: 8-27 (.296)	2nd Half: 13-27 (.481)	Game: .389
3-Pt. FG%	1st Half: 3-11 (.273)	2nd Half: 1-1 (1.000)	Game: .333
F Throw %	1st Half: 6-8 (.750)	2nd Half: 5-5 (1.000)	Game: .846

DEADBALL REBOUNDS 1

Officials: Tim Higgins, John Cahill, Andre Pattillo
Technical fouls: None
Attendance: 9276

Score by Periods	1st	2nd	Total
Kentucky	35	25	60
Miami Hurricanes	25	32	57

1999-00 Season Recap and Boxscores

Game 21 - MIAMI 64, PITTSBURGH 60
February 1, 2000
Miami Arena, Miami, FL

Vernon Jennings scored 14 points, including six during a critical second-half run, to lead Miami to a 64-60 victory over Pittsburgh at Miami Arena.

Miami's John Salmons' driving layup gave the Hurricanes a 62-59 lead with 47 seconds left. Pittsburgh then missed three straight 3-point attempts before Leroy Hurd sealed Miami's fourth straight BIG EAST victory with two free throws.

Johnny Hemsley, the Hurricanes' leading scorer, was held to 10 points on 2-of-15 shooting from the field.

Ricardo Greer scored 21 points to lead Pittsburgh.

Pittsburgh led 49-46 when a technical foul on Seabrooks ignited an 8-0 Hurricanes' run. Jennings, who was fouled on the play, hit four straight free throws. Elton Tyler hit a layup and Jennings scored on a scoop shot to give Miami a 54-49 lead with 7:41 left.

PITTSBURGH (9-9, 1-6)

##	Player		tot-fg fg-fga	3-pt fg-fga	ft-fta	rebounds of-de-tot	pf	tp	a	to	blk	s	min
05	Zavackas, Donatas	f	1-1	0-0	2-2	4-2-6	4	4	0	7	0	0	22
25	Greer, Ricardo	f	9-18	3-7	0-0	2-1-3	3	21	3	2	0	1	36
33	Seabrooks, Chris	c	4-4	0-0	3-6	2-4-6	4	11	0	2	0	2	36
13	Holmes, Jeremy	g	2-5	2-4	0-0	1-3-4	4	6	3	2	0	1	29
20	Knight, Brandin	g	1-7	0-3	2-4	1-3-4	4	4	5	2	1	2	33
12	Lockhart, Jarrett		3-13	3-9	0-0	1-4-5	0	9	2	2	0	0	25
22	Taylor, Keilli		2-5	1-2	0-1	0-1-1	3	5	1	2	0	2	19
	Team					3-2-5							
	TOTALS		22-53	9-25	7-13	14-20-34	22	60	14	19	1	8	200

TOTAL FG%	1st Half: 12-26 (.462)	2nd Half: 10-27 (.370)	Game: .415
3Pt. FG%	1st Half: 6-11 (.545)	2nd Half: 3-14 (.214)	Game: .360
F Throw %	1st Half: 0-1 (.000)	2nd Half: 7-12 (.583)	Game: .538

DEADBALL REBOUNDS 3

MIAMI HURRICANES (13-8, 6-2)

##	Player		tot-fg fg-fga	3-pt fg-fga	ft-fta	rebounds of-de-tot	pf	tp	a	to	blk	s	min
25	Tyler, Elton	f	4-5	0-0	0-1	1-2-3	5	8	0	2	1	0	24
45	Salmons, John	f	3-5	0-0	0-0	2-1-3	4	6	2	3	0	2	32
51	Bland, Mario	c	3-5	0-0	1-1	1-2-3	1	7	1	0	0	1	10
30	Jennings, Vernon	g	4-9	1-1	5-6	2-4-6	1	14	4	3	0	1	40
31	Hemsley, Johnny	g	2-15	0-6	6-7	0-2-2	1	10	2	1	0	1	32
00	Hurd, Leroy		3-3	0-0	2-2	1-1-2	0	8	0	1	0	1	16
33	Jones, James		3-6	1-2	0-0	3-0-3	3	7	0	1	1	0	26
34	Wimbley, Dwayne		1-6	0-0	2-2	3-6-9	0	4	1	4	2	1	20
	Team					3-0-3							
	TOTALS		23-54	2-9	16-19	13-21-34	15	64	10	15	4	7	200

TOTAL FG%	1st Half: 12-26 (.462)	2nd Half: 11-28 (.393)	Game: .426
3-Pt. FG%	1st Half: 1-6 (.167)	2nd Half: 1-3 (.333)	Game: .222
F Throw %	1st Half: 7-8 (.875)	2nd Half: 9-11 (.818)	Game: .842

DEADBALL REBOUNDS 0

Officials: Mike Kitts, Bob Donato, Bob Adams
Technical fouls: Pittsburgh-Seabrooks, Chris
Attendance: 2424

Score by Periods	1st	2nd	Total
Pittsburgh	30	30	60
Miami Hurricanes	32	32	64

Game 22 - MIAMI 58, RUTGERS 52
February 5, 2000
Louis Brown Athletic Center, Piscataway, NJ

Johnny Hemsley scored 21 points and Miami held Rutgers to two field goals in the final 9:20 in posting a 58-52 victory.

Mario Bland added 13 points and Elton Tyler had 12 as Miami won its fifth straight BIG EAST Conference game. Jeff Greer had 15 points to lead Rutgers. Rutgers freshman point guard Todd Billet added 13.

Leading 52-49 with 21 seconds remaining, Miami sophomore John Salmons stepped up and picked off a Billet pass near the foul line, then hit two free throws to boost the lead to 54-49 with 19.1 seconds to go.

A 3-pointer by Billet with 12.8 seconds to go cut the lead to 54-52, but Hemsley was fouled by Billet in the backcourt and he made both his free throws. Hemsley also scored on a fastbreak layup in the closing seconds following another Rutgers turnover.

Miami held a 25-7 advantage on the offensive boards and it got two big baskets in the final five minutes off offensive rebounds.

MIAMI HURRICANES (14-8, 7-2)

##	Player		tot-fg fg-fga	3-pt fg-fga	ft-fta	rebounds of-de-tot	pf	tp	a	to	blk	s	min
25	Tyler, Elton	f	6-18	0-0	0-2	6-3-9	1	12	0	0	1	2	28
45	Salmons, John	f	2-4	0-0	2-2	5-5-10	0	6	0	1	0	2	34
51	Bland, Mario	c	5-13	0-0	3-4	6-2-8	2	13	0	4	0	0	30
30	Jennings, Vernon	g	1-6	0-0	0-0	1-5-6	3	2	10	1	2	3	38
31	Hemsley, Johnny	g	6-16	3-8	6-6	0-1-1	3	21	2	2	0	3	38
00	Hurd, Leroy		0-1	0-0	0-0	0-0-0	1	0	0	0	0	0	5
13	Coelho, Joao Paulo		0-0	0-0	0-0	0-0-0	0	0	0	1	0	0	5
33	Jones, James		2-4	0-1	0-0	0-0-0	2	4	0	0	0	0	12
34	Wimbley, Dwayne		0-2	0-0	0-0	3-1-4	3	0	1	3	0	0	10
	Team					4-1-5							
	TOTALS		22-64	3-9	11-14	25-18-43	15	58	13	12	3	10	200

TOTAL FG%	1st Half: 11-31 (.355)	2nd Half: 11-33 (.333)	Game: .344
3-Pt. FG%	1st Half: 1-4 (.250)	2nd Half: 2-5 (.400)	Game: .333
F Throw %	1st Half: 2-2 (1.000)	2nd Half: 9-12 (.750)	Game: .786

DEADBALL REBOUNDS 1,1

RUTGERS (12-9, 4-5)

##	Player		tot-fg fg-fga	3-pt fg-fga	ft-fta	rebounds of-de-tot	pf	tp	a	to	blk	s	min
25	Greer, Jeff	f	5-9	1-4	4-4	1-4-5	3	15	4	1	1	2	36
44	Kent, Rashod	f	1-1	0-0	0-4	0-2-2	5	2	0	2	0	2	23
05	Dabney, Eugene	c	1-2	0-0	0-0	1-3-4	1	2	0	4	3	0	20
22	Billet, Todd	g	5-9	3-6	0-0	0-0-0	1	13	2	4	0	0	38
31	Jones, Dahntay	g	3-13	2-6	3-6	4-2-6	3	11	3	1	1	0	38
03	Salvi, Joel		3-6	1-1	0-0	1-5-6	4	7	1	2	0	0	25
24	Tompson, Mike		0-0	0-0	0-0	0-1-1	0	0	0	0	0	0	3
30	Brown, Renardo		0-1	0-0	0-0	0-1-1	0	0	2	0	0	0	5
33	Flores, Luis		0-0	0-0	0-0	0-0-0	0	0	0	1	0	0	0
50	Tenys, Alvydas		1-1	0-0	0-0	0-0-0	0	2	0	1	1	0	12
	Team					1-0-1							
	TOTALS		19-42	7-17	7-14	7-19-26	17	52	12	16	6	4	200

TOTAL FG%	1st Half: 10-22 (.455)	2nd Half: 9-20 (.450)	Game: .452
3-Pt. FG%	1st Half: 3-7 (.429)	2nd Half: 4-10 (.400)	Game: .412
F Throw %	1st Half: 2-4 (.500)	2nd Half: 5-10 (.500)	Game: .500

DEADBALL REBOUNDS 4

Officials: Jim Burr, Tom Lopes, Curtis Shaw
Technical fouls: None
Attendance: 8419

Score by Periods	1st	2nd	Total
Miami Hurricanes	25	33	58
Rutgers	25	27	52

Game 23 - MIAMI 77, GEORGETOWN 55
February 7, 2000
Miami Arena, Miami, FL

Miami held Georgetown to a season-low 26.5 percent shooting from the field and Johnny Hemsley scored 17 points to lead the Hurricanes to a 77-55 victory over the Hoyas.

Vernon Jennings added 15 points and seven assists and John Salmons scored 10 to help the Hurricanes to their sixth straight BIG EAST victory.

It was Miami's most lopsided win over Georgetown in the teams' 26 meetings.

Ruben Boumtje Boumtje led the Hoyas with 15 points and 13 rebounds, but had six turnovers. Kevin Braswell added 11 points for Georgetown, which has lost four of six, and five straight to the Hurricanes in Miami.

Miami forced Georgetown into 9-of-34 shooting in the first half. Georgetown's shooting was no better in the second half, when the Hoyas also made only 9 of 34 shots. The Hoyas made only 2-of-17 three-point attempts.

GEORGETOWN (12-10 3-7)

##	Player		tot-fg fg-fga	3-pt fg-fga	ft-fta	rebounds of-de-tot	pf	tp	a	to	blk	s	min
13	Samnick, Victor	f	1-6	0-0	0-0	1-3-4	2	2	0	1	0	1	23
45	Scruggs, Lee	f	1-6	0-3	1-3	2-1-3	5	3	1	1	1	1	13
44	Boumtje Boumtje, R.	c	6-10	0-0	3-8	8-5-13	4	15	1	6	2	1	29
05	Perry, Anthony	g	2-7	1-4	0-0	2-2-4	1	5	1	4	0	2	21
12	Braswell, Kevin	g	2-16	1-4	6-8	3-3-6	2	11	3	2	0	6	34
01	Hunter, Demetrius		4-11	0-4	0-1	0-1-1	3	8	1	3	0	2	23
04	Paulus, David		0-0	0-0	0-0	0-0-0	0	0	1	0	0	0	1
10	Hester, Gharun		1-2	0-0	1-2	1-1-2	0	3	0	0	0	0	5
11	Hillier, Trenton		0-0	0-0	0-0	0-0-0	0	0	0	2	0	0	1
21	Freeman, Courtland		1-4	0-0	0-0	1-0-1	4	2	0	0	1	0	15
25	Burton, Nat		0-4	0-2	5-7	1-2-3	0	5	0	2	0	1	24
32	Gibson, Rhese		0-0	0-0	0-0	0-0-0	0	0	0	0	0	0	1
40	Watkins, Jameel		0-2	0-0	1-2	0-1-1	1	1	0	0	2	0	10
	Team					1-2-3							
	TOTALS		18-68	2-17	17-31	20-21-41	22	55	8	21	6	14	200

TOTAL FG%	1st Half: 9-34 (.265)	2nd Half: 9-34 (.265)	Game: .265
3-Pt. FG%	1st Half: 1-8 (.125)	2nd Half: 1-9 (.111)	Game: .118
F Throw %	1st Half: 7-12 (.583)	2nd Half: 10-19 (.526)	Game: .548

DEADBALL REBOUNDS 4

MIAMI HURRICANES (15-8, 8-2)

##	Player		tot-fg fg-fga	3-pt fg-fga	ft-fta	rebounds of-de-tot	pf	tp	a	to	blk	s	min
25	Tyler, Elton	f	2-4	0-0	4-4	6-2-8	3	8	0	1	1	0	20
45	Salmons, John	f	3-6	1-1	3-4	2-4-6	4	10	0	3	0	1	24
51	Bland, Mario	c	2-3	0-0	4-6	0-7-7	2	8	3	4	1	1	23
30	Jennings, Vernon	g	5-9	0-0	5-8	1-7-8	5	15	7	6	1	1	33
31	Hemsley, Johnny	g	7-13	2-4	1-1	0-4-4	1	17	2	3	0	3	29
00	Hurd, Leroy		3-8	0-0	3-3	0-3-3	3	9	2	0	1	1	20
10	Gonzalez, Orlando		0-0	0-0	0-0	0-0-0	0	0	0	2	0	0	3
12	Roberts, Otl		0-2	0-1	0-0	0-0-0	0	0	0	0	0	0	3
13	Coelho, Joao Paulo		1-2	0-0	0-0	0-3-3	2	2	3	3	0	2	9
20	El-Bassiouni, Tarik		0-1	0-1	0-0	0-1-1	0	0	0	0	0	0	3
33	Jones, James		1-5	0-0	0-0	0-2-2	2	2	0	2	1	0	22
34	Wimbley, Dwayne		1-3	0-0	4-6	1-4-5	2	6	0	1	0	0	11
	Team					3-3-6							
	TOTALS		25-56	3-7	24-32	13-40-53	24	77	17	25	5	9	200

TOTAL FG%	1st Half: 11-27 (.407)	2nd Half: 14-29 (.483)	Game: .446
3-Pt. FG%	1st Half: 3-5 (.600)	2nd Half: 0-2 (.000)	Game: .429
F Throw %	1st Half: 13-16 (.812)	2nd Half: 11-16 (.688)	Game: .750

DEADBALL REBOUNDS 5

Officials: John Clougherty, Andre Pattillo, Steve Welmer
Technical fouls: None
Attendance: 3466

Score by Periods	1st	2nd	Total
Georgetown	26	29	55
Miami Hurricanes	38	39	77

Game 24 - PROVIDENCE 47, MIAMI 45
February 16, 2000
Miami Arena, Miami, FL

Erron Maxey scored a game-high 14 points to lead Providence College to a 47-45 win over the University of Miami at Miami Arena.

John Salmons led Miami with 11 points and 11 rebounds. Bland added 10 points.

Miami playing without leading scorer Johnny Hemsley (18.1 points per game) who suffered a contusion to his left foot during practice. Hemsley was replaced in the lineup by freshman Leroy Hurd.

Miami led 43-42 with 2:30 to play before Romauld Augustin and Jamaal Camah scored in back-to-back possessions to give the Friars a 46-43 lead. Bland cut the lead to two points with a free throw, but Camah answered with a free throw to put Providence up 47-44.

Mario Bland's attempt to tie the game with a three-pointer failed when the ball hit the front rim. Vernon Jennings got the rebound and was fouled with 0.3 seconds remaining. He made the first free throw and intentionally missed the second, but Miami never got a shot off.

The loss snapped Miami's six-game conference win streak.

Both teams had trouble scoring in the first half, when Providence shot 33 percent and Miami shot 32 percent. Providence had a 6-1 run late in the first half, but Miami went into the break with a 21-20 lead.

Miami shot 15-of-47 (32 percent) for the game and hit only 13-of-22 free throws.

PROVIDENCE (9-16, 2-10)

##	Player		tot-fg fg-fga	3-pt fg-fga	ft-fta	rebounds of-de-tot	pf	tp	a	to	blk	s	min
24	Mexey, Erron	f	7-13	0-0	0-1	6-2-8	4	14	0	3	0	4	36
25	Augustin, Romuald	f	4-8	1-3	2-2	2-4-6	1	11	1	1	0	1	29
03	Shabazz, Karim	c	0-2	0-0	1-2	3-1-4	3	1	0	4	3	1	27
11	Mills, Abdul	g	1-4	0-2	0-0	0-1-1	2	2	0	4	0	0	17
33	Wade, Donta	g	1-8	1-3	2-2	2-2-4	3	5	0	2	0	0	29
05	Camah, Jamaal		3-8	0-0	1-2	3-5-8	1	7	2	2	0	1	27
10	Rogers, Chris		2-4	1-2	0-0	0-2-2	2	5	1	1	0	0	24
40	Murray, David		1-3	0-0	0-0	0-1-1	2	2	0	2	0	0	8
42	Cole, Llewellyn		0-0	0-0	0-0	0-1-1	0	0	0	0	0	0	3
	Team					1-1-2				1			
	TOTALS		19-50	3-10	6-9	17-20-37	18	47	4	20	3	7	200

TOTAL FG%	1st Half: 8-24 (.333)	2nd Half: 11-26 (.423)	Game: .380
3-Pt. FG%	1st Half: 1-5 (.200)	2nd Half: 2-5 (.400)	Game: .300
F Throw %	1st Half: 3-4 (.750)	2nd Half: 3-5 (.600)	Game: .667

DEADBALL REBOUNDS 0

MIAMI HURRICANES (15-9, 8-3)

##	Player		tot-fg fg-fga	3-pt fg-fga	ft-fta	rebounds of-de-tot	pf	tp	a	to	blk	s	min
25	Tyler, Elton	f	2-11	0-0	2-2	3-3-6	2	6	2	2	1	0	33
45	Salmons, John	f	5-10	1-4	0-0	6-5-11	0	11	1	0	0	4	39
51	Bland, Mario	c	4-8	0-1	2-7	2-5-7	3	10	0	2	0	1	31
00	Hurd, Leroy	g	1-9	0-3	2-2	2-0-2	3	4	0	1	0	1	32
30	Jennings, Vernon	g	2-4	1-1	4-7	1-1-2	2	9	4	5	0	3	40
13	Coelho, Joao Paulo		0-1	0-1	2-2	0-1-1	2	2	1	0	0	0	8
33	Jones, James		0-2	0-2	0-0	0-0-0	0	0	0	0	0	0	3
34	Wimbley, Dwayne		1-2	0-0	1-2	0-0-0	1	3	0	2	1	0	14
	Team					3-2-5				1			
	TOTALS		15-47	2-12	13-22	17-17-34	13	45	8	13	2	9	200

TOTAL FG%	1st Half: 7-22 (.318)	2nd Half: 8-25 (.320)	Game: .319
3-Pt. FG%	1st Half: 1-5 (.200)	2nd Half: 1-7 (.143)	Game: .167
F Throw %	1st Half: 6-9 (.667)	2nd Half: 7-13 (.538)	Game: .591

DEADBALL REBOUNDS 4

Officials: Ted Valentine, Jody Sylvester, Jim Haney
Technical fouls: None
Attendance: 2578

Score by Periods	1st	2nd	Total
Providence	20	27	47
Miami Hurricanes	21	24	45

1999-00 Season Recap and Boxscores

Game 25 - MIAMI 63, NO. 18 CONNECTICUT 57
February 19, 2000

Gampel Pavilion, Storrs, CT

Junior Elton Tyler poured in a game-high 22 points as the University of Miami defeated 18th-ranked Connecticut 63-57 at Gampel Pavilion.

With the win the Hurricanes become the first team to defeat Connecticut in consecutive games at Gampel Pavilion. Miami, which has won 14 of its last 16 BIG EAST road games, knocked off Connecticut 72-70 last season at Gampel.

Johnny Hemsley scored 10 of his 14 points in the second half as Miami over came a 13 point first half deficit to record its first win over a ranked opponent this season.

John Salmons added 11 points and a team-high eight rebounds for Miami. Khalid El-Amin led Connecticut with 16 points and 11 assists.

Connecticut looked as if they were going to put the Hurricanes away early jumping out to a 17-4 lead following a basket and free throw by Souleymane Wane with 14:34 to play in the half. Miami battled back with its defense holding Connecticut scoreless over the next 6:15 to cut the lead to 17-12 at the 8:31 mark.

Trailing 28-23 at the break, the Hurricanes opened the second half with an 11-2 run to take a 34-30 advantage with 16:50 to play.

El-Amin cut the Hurricane's lead to 53-52 following two free throws with 5:06 left, but Miami's defense responded holding Connecticut to just two points over the next 4:56 to put the game away.

MIAMI HURRICANES (16-9, 9-3)

##	Player		tot-fg fg-fga	3-pt fg-fga	ft-fta	rebounds of-de-tot	pf	tp	a	to	blk	s	min
25	Tyler, Elton	f	8-12	0-0	6-6	1-0-1	1	22	0	1	0	0	33
45	Salmons, John	f	4-9	0-3	3-3	3-5-8	2	11	2	1	4	2	39
51	Bland, Mario	c	2-6	0-2	4-4	0-3-3	2	8	0	1	0	1	26
30	Jennings, Vernon	g	1-4	0-0	3-5	2-3-5	2	5	8	4	1	3	39
31	Hemsley, Johnny	g	6-11	1-2	1-2	3-2-5	3	14	3	3	0	0	38
00	Hurd, Leroy		0-0	0-0	0-0	0-0-0	1	0	0	1	0	0	3
13	Coelho, Joao Paulo		0-0	0-0	0-0	0-0-0	0	0	0	0	0	0	1
33	Jones, James		0-1	0-1	0-0	0-0-0	0	0	0	1	0	0	6
34	Wimbley, Dwayne		1-8	0-0	1-2	4-1-5	0	3	1	0	0	0	15
	Team					4-5-9							
	TOTALS		22-51	1-8	18-22	17-19-36	11	63	14	12	5	6	200

TOTAL FG%	1st Half: 9-29 (.310)	2nd Half: 13-22 (.591)	Game: .431	DEADBALL
3-Pt. FG%	1st Half: 0-3 (.000)	2nd Half: 1-5 (.200)	Game: .125	REBOUNDS
F Throw %	1st Half: 5-6 (.833)	2nd Half: 13-16 (.812)	Game: .818	2

CONNECTICUT (18-7, 7-5)

##	Player		tot-fg fg-fga	3-pt fg-fga	ft-fta	rebounds of-de-tot	pf	tp	a	to	blk	s	min
33	Freeman, Kevin	f	1-4	0-0	0-0	2-0-2	3	2	0	1	1	0	34
51	Saunders, Edmund	f	3-7	0-1	1-1	2-2-4	2	7	1	2	0	2	25
43	Voskuhl, Jake	c	2-3	0-0	3-4	2-3-5	3	7	0	2	0	0	24
23	Mouring, Albert	g	6-11	2-6	0-0	0-0-0	0	14	1	1	1	0	38
42	El-Amin, Khalid	g	4-15	1-6	7-9	1-2-3	4	16	11	2	0	1	36
04	Deng, Ajou		0-3	0-1	0-0	2-1-3	1	0	1	0	0	0	13
05	Archibald, Beau		0-0	0-0	0-0	0-0-0	0	0	0	0	0	0	1
32	Robertson, Troy		2-4	0-2	0-0	1-0-1	3	4	0	1	0	0	13
34	Wane, Souleymane		3-5	0-0	1-1	1-3-4	2	7	0	1	1	0	15
50	Cox, Marcus		0-0	0-0	0-0	0-0-0	1	0	0	0	0	0	1
	Team					1-3-4				3			
	TOTALS		21-52	3-16	12-15	12-14-26	19	57	14	13	3	3	200

TOTAL FG%	1st Half: 12-29 (.414)	2nd Half: 9-23 (.391)	Game: .404	DEADBALL
3-Pt. FG%	1st Half: 1-7 (.143)	2nd Half: 2-9 (.222)	Game: .188	REBOUNDS
F Throw %	1st Half: 3-4 (.750)	2nd Half: 9-11 (.818)	Game: .800	3

Officials: Tim Higgins, Bob Donato, Reggie Greenwood
Technical fouls: None
Attendance: 10027

Score by Periods	1st	2nd	Total
Miami Hurricanes	23	40	63
Connecticut	28	29	57

Game 26 - MIAMI 68, WEST VIRGINIA 50
February 22, 2000

Charleston Civic Center, Charleston, WV

Johnny Hemsley tied a season-high with 24 points and the Hurricanes held West Virginia to a season-low output in a 68-50 victory at the Charleston Civic Center.

Miami has won 15 of its last 17 BIG EAST road games. West Virginia lost its third straight game, including its fourth straight to Miami.

Hemsley's 3-pointer during a 9-0 run to start the second half gave the Hurricanes a 46-27 lead with 17:51 remaining.

West Virginia responded with an 8-0 run. But just seconds after Marcus Goree hit a 3-pointer, Hemsley killed the Mountaineers' momentum with his own 3-pointer and two free throws 20 seconds apart for a 51-35 lead with 15:12 left.

Mario Bland added 12 points and Salmons had 10 for Miami. Tim Lyles scored 13 and Goree had 11 for West Virginia.

Miami held a 41-25 rebounding advantage.

MIAMI HURRICANES (17-9, 10-3)

##	Player		tot-fg fg-fga	3-pt fg-fga	ft-fta	rebounds of-de-tot	pf	tp	a	to	blk	s	min
25	Tyler, Elton	f	0-2	0-0	2-2	0-0-0	4	2	2	1	0	1	19
45	Salmons, John	f	4-7	2-3	0-0	3-4-7	2	10	4	4	2	4	35
51	Bland, Mario	c	5-10	0-0	2-4	3-3-6	3	12	0	3	0	0	31
30	Jennings, Vernon	g	3-9	0-3	2-2	0-3-3	2	8	9	4	1	5	37
31	Hemsley, Johnny	g	9-16	4-7	2-2	1-2-3	1	24	2	1	0	1	37
00	Hurd, Leroy		2-4	0-0	0-0	1-1-2	1	4	0	3	0	0	9
13	Coelho, Joao Paulo		0-1	0-1	0-0	0-0-0	0	0	0	0	0	1	4
20	El-Bassiouni, Tarik		1-2	0-0	0-0	1-1-2	0	2	1	0	0	1	1
33	Jones, James		2-2	0-0	0-0	1-2-3	3	4	1	0	1	0	13
34	Wimbley, Dwayne		1-3	0-0	0-0	2-5-7	2	2	0	1	1	0	14
	Team					3-5-8				1			
	TOTALS		27-56	6-14	8-10	15-26-41	18	68	19	18	5	13	200

TOTAL FG%	1st Half: 16-32 (.500)	2nd Half: 11-24 (.458)	Game: .482	DEADBALL
3-Pt. FG%	1st Half: 3-7 (.429)	2nd Half: 3-7 (.429)	Game: .429	REBOUNDS
F Throw %	1st Half: 2-4 (.500)	2nd Half: 6-6 (1.000)	Game: .800	1

WEST VIRGINIA (13-11, 5-8)

##	Player		tot-fg fg-fga	3-pt fg-fga	ft-fta	rebounds of-de-tot	pf	tp	a	to	blk	s	min
00	Goree, Marcus	f	5-10	1-4	0-1	4-3-7	1	11	1	2	1	1	36
41	Bowman, Calvin	f	3-6	0-0	1-1	1-2-3	2	7	2	3	1	0	28
31	Moss, Chris	c	3-8	0-0	2-6	1-5-6	2	8	1	3	1	1	36
13	Berry, Brooks	g	0-1	0-1	0-0	0-0-0	0	0	0	0	0	0	3
30	Armstead, Lionel	g	2-8	1-5	0-0	0-1-1	1	5	2	5	0	1	34
03	Dennis, Kent		1-2	0-1	0-0	0-0-0	0	2	0	0	0	0	2
12	Lyles, Tim		4-10	2-4	3-7	0-2-2	4	13	3	2	0	4	33
20	D'Alesio, Jason		1-3	0-2	0-0	0-1-1	1	2	0	1	0	0	10
22	Yeager, Josh		1-3	0-2	0-0	0-1-1	0	2	2	1	0	1	16
34	McMillian, Brad		0-1	0-0	0-0	0-0-0	0	0	0	1	0	0	1
45	Oliver, John		0-0	0-0	0-0	0-0-0	1	0	0	1	0	0	1
	Team					0-4-4							
	TOTALS		20-52	4-19	6-15	10-15-25	12	50	11	19	3	8	200

TOTAL FG%	1st Half: 11-27 (.407)	2nd Half: 9-25 (.360)	Game: .385	DEADBALL
3-Pt. FG%	1st Half: 3-10 (.300)	2nd Half: 1-9 (.111)	Game: .211	REBOUNDS
F Throw %	1st Half: 2-4 (.500)	2nd Half: 4-11 (.364)	Game: .400	5

Officials: Andre Pattillo, Ed Corbett, Reggie Greenwood
Technical fouls: None
Attendance: 6281

Score by Periods	1st	2nd	Total
Miami Hurricanes	37	31	68
West Virginia	27	23	50

1999-00 Season Recap and Boxscores

Game 27 - MIAMI 55, NOTRE DAME 52
February 26, 2000

Miami Arena, Miami, FL

Mario Bland scored a team-high 14 points and the Hurricanes limited Notre Dame's Troy Murphy, the nation's fifth leading scorer (23.4 ppg) to just 14 points, as the University of Miami knocked off the visiting Irish, 55-52.

David Graves led Notre Dame with 16 points. Miami's John Salmons added 12 points.

Miami played without leading scorer Johnny Hemsley who was suspended for disciplinary reasons. Starting in place of Hemsley was sophomore Paulo Coelho who scored a career-best eight points, including a 3-pointer with 3:06 left that keyed the victory.

Miami, which has won nine of its last 10 conference games, remains in contention for the regular season BIG EAST title.

After missing all six 3-point attempts in the first half, the Hurricanes hit three consecutive shots to help them draw even at 45-45 with 8:30 remaining.

Miami's fourth three-pointer however was the largest. After Murphy had given the Fighting Irish a 50-49 lead with 3:31 to play, Coelho, who played 22 minutes, then drained a 3-pointer at the 3:06 mark to give Miami a 52-50 lead which it wouldn't relinquish.

In the first half, Notre Dame had more turnovers (16 to 15) than shots, but still led 28-22 as the Hurricanes made just 9-of-28 from the field.

NOTRE DAME (16-12, 7-7)

##	Player		tot-fg fg-fga	3-pt fg-fga	ft-fta	rebounds of-de-tot	pf	tp	a	to	blk	s	min
03	Murphy, Troy	f	4-10	0-3	6-6	1-9-10	4	14	0	5	0	1	37
34	Graves, David	f	4-12	4-8	4-4	0-5-5	1	16	3	3	0	3	33
42	Swanagan, Harold	c	1-1	0-0	3-3	1-1-2	1	5	1	4	0	0	27
13	Carroll, Matt	g	2-10	1-7	1-4	2-3-5	3	6	3	1	0	1	28
21	Dillon, Jimmy	g	3-5	2-4	0-0	1-2-3	2	8	3	2	0	1	34
11	Kertelo, Ivan		0-0	0-0	0-0	0-1-1	4	0	1	2	0	1	16
15	Macura, Jere		1-3	1-3	0-0	0-0-0	1	3	0	2	0	0	7
22	Monserez, Mike		0-1	0-1	0-0	0-1-1	2	0	1	1	0	1	12
24	Ingelsby, Martin		0-0	0-0	0-0	0-1-1	0	0	0	0	0	0	6
	Team					1-2-3				2			
	TOTALS		15-42	8-26	14-17	6-25-31	18	52	12	22	0	8	200

TOTAL FG%	1st Half: 7-15 (.467)	2nd Half: 8-27 (.296)	Game: .357	DEADBALL
3-Pt. FG%	1st Half: 4-11 (.364)	2nd Half: 4-15 (.267)	Game: .308	REBOUNDS
F Throw %	1st Half: 10-13 (.769)	2nd Half: 4-4 (1.000)	Game: .824	1

MIAMI HURRICANES (18-9, 11-3)

##	Player		tot-fg fg-fga	3-pt fg-fga	ft-fta	rebounds of-de-tot	pf	tp	a	to	blk	s	min
25	Tyler, Elton	f	1-4	0-0	4-4	0-4-4	2	6	0	2	2	1	23
45	Salmons, John	f	3-9	2-4	4-5	1-1-2	1	12	3	2	1	0	40
51	Bland, Mario	c	6-14	0-2	2-4	2-5-7	3	14	0	1	1	1	35
13	Coelho, Joao Paulo	g	3-9	2-5	0-0	0-2-2	4	8	2	1	0	3	22
30	Jennings, Vernon	g	4-6	0-1	1-2	1-7-8	1	9	6	5	0	3	36
00	Hurd, Leroy		1-5	0-2	0-0	1-1-2	3	2	1	3	0	0	22
33	Jones, James		1-3	1-2	0-0	0-0-0	0	3	0	0	0	1	12
34	Wimbley, Dwayne		0-1	0-0	1-2	2-1-3	2	1	0	2	0	1	10
	Team					2-1-3							
	TOTALS		19-51	5-16	12-17	9-22-31	16	55	12	16	4	9	200

TOTAL FG%	1st Half: 9-28 (.321)	2nd Half: 10-23 (.435)	Game: .373	DEADBALL
3-Pt. FG%	1st Half: 0-6 (.000)	2nd Half: 5-10 (.500)	Game: .312	REBOUNDS
F Throw %	1st Half: 4-5 (.800)	2nd Half: 8-12 (.667)	Game: .706	3,1

Officials: Ted Valentine, Bernard Clinton, Mike Kitts
Technical fouls: None
Attendance: 6189

Score by Periods	1st	2nd	Total
Notre Dame	28	24	52
Miami Hurricanes	22	33	55

Game 28 - MIAMI 74, PITTSBURGH 66
February 29, 2000

Fitzgerald Field House, Pittsburgh, PA

Johnny Hemsley poured in 21 points while Mario Bland recorded his fourth double-double of the season with 20 points and 10 rebounds to lead Miami to a 74-66 win over Pittsburgh in Pittsburgh, PA.

Jarrett Lockhart led Pittsburgh with 24 points. Ricardo Greer added 21 and 10 rebounds for the Panthers. Miami freshman James Jones scored a career-high 16 points for the Hurricanes.

The win for Miami was its 10th in its last 11 BIG EAST games and its 16th win in its last 18 conference road games.

The Hurricanes, who have won four straight, swept Pittsburgh for the first time in school history.

Trailing 49-47 with 11:07 to play, Bland scored six points in a 10-2 run as the Hurricanes regained control. Pittsburgh cut the deficit to 62-58 with 3:57 left, but Bland made two free throws, then scored on a lay-up off Vernon Jenning's 10th assist of the night, to push the lead back to eight.

With the 10 assists, Jennings broke his own UM single season assist record with 170. Last season Jennings set the record with 167 assists.

MIAMI HURRICANES (19-9, 12-3)

##	Player		tot-fg fg-fga	3-pt fg-fga	ft-fta	rebounds of-de-tot	pf	tp	a	to	blk	s	min
25	Tyler, Elton	f	2-4	0-0	0-0	1-2-3	2	4	1	0	1	0	17
45	Salmons, John	f	1-4	0-2	0-0	0-2-2	2	2	4	1	0	1	29
51	Bland, Mario	c	8-15	0-0	4-5	5-5-10	1	20	5	1	0	1	30
30	Jennings, Vernon	g	2-7	0-1	1-2	0-2-2	2	5	10	4	0	3	39
31	Hemsley, Johnny	g	10-19	1-4	0-0	2-3-5	3	21	2	0	1	0	39
00	Hurd, Leroy		2-3	0-0	0-0	0-1-1	1	4	0	0	0	0	12
13	Coelho, Paulo		0-0	0-0	0-0	0-0-0	0	0	0	1	0	0	1
33	Jones, James		7-9	2-3	0-0	1-2-3	2	16	2	0	2	1	23
34	Wimbley, Dwayne		1-2	0-0	0-0	0-2-2	2	2	0	0	0	1	10
	Team					1-1-2							
	TOTALS		33-63	3-10	5-7	10-20-30	15	74	24	7	4	7	200

TOTAL FG%	1st Half: 16-31 (.516)	2nd Half: 17-32 (.531)	Game: .524	DEADBALL
3-Pt. FG%	1st Half: 2-5 (.400)	2nd Half: 1-5 (.200)	Game: .300	REBOUNDS
F Throw %	1st Half: 1-1 (1.000)	2nd Half: 4-6 (.667)	Game: .714	0,1

PITTSBURGH (12-14, 4-11)

##	Player		tot-fg fg-fga	3-pt fg-fga	ft-fta	rebounds of-de-tot	pf	tp	a	to	blk	s	min
05	Zavackas, Donatas	f	1-5	1-5	0-0	1-1-2	3	3	0	1	0	0	32
25	Greer, Ricardo	f	7-20	1-3	6-9	6-4-10	3	21	5	4	0	0	36
33	Seabrooks, Chris	c	5-10	0-0	1-1	6-4-10	3	11	1	1	0	1	30
12	Lockhart, Jarrett	g	7-17	2-9	8-9	2-4-6	0	24	0	0	0	0	37
20	Knight, Brandin	g	1-7	0-6	0-0	3-4-7	4	2	6	7	0	2	33
13	Holmes, Jeremy		2-3	1-2	0-0	1-3-4	0	5	3	2	0	0	31
24	Abel, Griffin		0-0	0-0	0-0	0-0-0	0	0	0	0	0	0	1
	Team					2-2-4							
	TOTALS		23-62	5-25	15-19	21-22-43	13	66	15	15	0	3	200

TOTAL FG%	1st Half: 10-30 (.333)	2nd Half: 13-32 (.406)	Game: .371	DEADBALL
3-Pt. FG%	1st Half: 1-11 (.091)	2nd Half: 4-14 (.286)	Game: .200	REBOUNDS
F Throw %	1st Half: 7-8 (.875)	2nd Half: 8-11 (.727)	Game: .789	1

Officials: Jim Burr, Bob Donato, Jeff Plunkett
Technical fouls: None
Attendance: 5225

Score by Periods	1st	2nd	Total
Miami	35	39	74
Pittsburgh	28	38	66

1999-00 Season Recap and Boxscores

Game 29 - MIAMI 74, NO. 18 ST. JOHN'S 70

March 5, 2000

Miami Arena, Miami, FL

Elton Tyler scored a game-high 20 points and Mario Bland added 19 points as Miami recorded a dramatic, 74-70, overtime victory over 18th-ranked St. John's to claim a share of the BIG EAST regular-season championship.

The Miami win snapped the Red Storm's eight game winning streak. Lavor Postell led St. John's with 16 points and 11 rebounds, while Bootsy Thornton and Reggie Jessie added 11 points each.

The title, which Miami shares with Syracuse, is Miami's first since joining the BIG EAST in 1991 and the school's first of any kind since 1965, when Miami finished 10-0 in winning its eighth consecutive Florida Intercollegiate Conference title.

Trailing 62-60 with 10 seconds remaining in regulation, Bland hit a jumper from the top of the key to send the game into overtime.

Tyler would scored five points in the overtime but it was his block of an Erick Barkley jumper with 20 seconds remaining that helped preserve the win. Miami's Vernon Jennings grabbed the rebound and was fouled. The senior, playing in his final home game, hit both free throws to put the Hurricanes ahead 74-70 with nine seconds left.

ST. JOHN'S (21-7, 12-4)

##	Player		tot-fg fg-fga	3-pt fg-fga	ft-fta	rebounds of-de-tot	pf	tp	a	to	blk	s	min
25	Postell, Lavor	f	5-15	0-2	6-7	4-7-11	4	16	1	1	1	1	44
41	Jessie, Reggie	f	3-5	0-0	5-5	1-2-3	3	11	3	0	0	2	29
22	Glover, Anthony	c	4-6	0-0	0-1	0-3-3	5	8	1	1	1	2	22
12	Barkley, Erick	g	5-18	3-9	2-4	2-5-7	3	15	4	3	0	4	43
14	Thornton, Bootsy	g	4-12	0-4	3-6	4-2-6	2	11	5	3	0	2	43
03	Gray, Chudney		2-5	0-2	1-2	0-0-0	1	5	1	1	0	0	23
33	Emanuel, Donald		1-2	0-0	2-3	2-2-4	4	4	0	3	0	0	21
	Team					1-1-2				1			
	TOTALS		24-63	3-17	19-28	14-22-36	22	70	15	13	2	11	225

TOTAL FG%	1st Half: 15-32 (.469)	2nd Half: 7-24 (.292)	Game: .381
3-Pt. FG%	1st Half: 2-7 (.286)	2nd Half: 0-8 (.000)	Game: .176
F Throw %	1st Half: 4-6 (.667)	2nd Half: 12-18 (.667)	Game: .679

DEADBALL REBOUNDS 4

MIAMI HURRICANES (20-9, 13-3)

##	Player		tot-fg fg-fga	3-pt fg-fga	ft-fta	rebounds of-de-tot	pf	tp	a	to	blk	s	min
25	Tyler, Elton	f	6-7	0-0	8-10	2-6-8	4	20	2	1	2	0	28
45	Salmons, John	f	1-5	0-1	0-0	4-7-11	5	2	0	1	1	0	30
51	Bland, Mario	c	7-13	0-0	5-7	2-5-7	1	19	3	4	0	2	35
30	Jennings, Vernon	g	1-2	0-0	2-4	0-5-5	4	4	8	5	1	3	41
31	Hemsley, Johnny	g	7-17	0-8	2-2	1-4-5	3	16	3	2	0	1	45
00	Hurd, Leroy		0-3	0-2	1-2	1-0-1	3	1	1	1	0	0	15
13	Coelho, Joao Paulo		0-1	0-1	0-0	0-0-0	1	0	0	1	0	0	4
33	Jones, James		4-5	0-1	0-0	3-0-3	1	8	0	1	0	1	14
34	Wimbley, Dwayne		2-8	0-0	0-1	3-1-4	2	4	0	0	2	0	13
	Team					0-1-1							
	TOTALS		28-61	0-13	18-26	16-29-45	24	74	17	16	6	7	225

TOTAL FG%	1st Half: 14-27 (.519)	2nd Half: 10-30 (.333)	Game: .459
3-Pt. FG%	1st Half: 0-8 (.000)	2nd Half: 0-6 (.000)	Game: .000
F Throw %	1st Half: 7-8 (.875)	2nd Half: 7-11 (.636)	Game: .692

DEADBALL REBOUNDS 3,1

Officials: John Cahill, John Clougherty, Will Bush
Technical fouls: None
Attendance: 7158

Score by Periods	1st	2nd	OT	Total
St. John's	36	26	8	70
Miami Hurricanes	35	27	12	74

Game 30 - NO. 23 MIAMI 61, NOTRE DAME 58

AT&T BIG EAST Championship - Quarterfinals

March 9, 2000

Madison Square Garden, New York, NY

Johnny Hemsley scored a game-high 17 points and the University of Miami held BIG EAST Player of the Year Troy Murphy to just 15 points as the 23rd-ranked Hurricanes defeated Notre Dame, 61-58, in the quarterfinals of the AT&T BIG EAST Championship.

Miami, which led 34-31 at the half, stretched its second-half lead 53-44 before Notre Dame charged back with a 9-0 run capped by a Jimmy Carroll steal and lay-up with 4:56 to play.

Miami then responded with six straight points on baskets by Tyler and John Salmons, and a pair of foul shots by Jennings to push the lead back to 59-53 lead with 2:19 remaining.

The Irish responded once again, drawing within one point with 20.6 seconds to play following a 3-pointer by Jere Macura.

Leading 59-58 with 18.8 seconds left, Jennings missed the front end of a one-and-one, the Irish came down with the rebound and went for the win. But Murphy's three-point attempt was off the mark. Jennings found Tyler alone downcourt who dunked for a 61-58 lead with less than a second left.

Notre Dame had one last chance, but Tyler blocked Swanagan's inbounds pass and time expired.

NOTRE DAME (18-14)

##	Player		tot-fg fg-fga	3-pt fg-fga	ft-fta	rebounds of-de-tot	pf	tp	a	to	blk	s	min
03	Murphy, Troy	f	5-16	0-3	5-6	3-13-16	2	15	3	4	1	2	36
34	Graves, David	f	6-11	2-6	0-0	0-2-2	0	14	2	1	0	1	34
42	Swanagan, Harold	c	3-4	0-0	2-2	3-1-4	1	8	0	0	0	1	23
13	Carroll, Matt	g	4-9	3-8	0-0	1-1-2	3	11	3	3	0	2	31
21	Dillon, Jimmy	g	0-3	0-3	0-0	0-2-2	2	0	5	5	0	1	35
11	Kartelo, Ivan		0-0	0-0	0-0	0-0-0	1	0	0	1	0	0	8
15	Macura, Jere		3-5	1-3	0-0	2-0-2	2	7	0	2	0	1	19
22	Monserez, Mike		0-2	0-2	1-2	0-1-1	0	1	1	1	0	0	9
24	Ingelsby, Martin		1-2	0-0	0-0	0-0-0	0	2	0	0	0	0	5
	Team					2-0-2	1						
	TOTALS		22-52	6-25	8-10	11-20-31	12	58	14	17	1	8	200

TOTAL FG%	1st Half: 11-28 (.393)	2nd Half: 11-24 (.458)	Game: .423
3-Pt. FG%	1st Half: 3-10 (.300)	2nd Half: 3-15 (.200)	Game: .240
F Throw %	1st Half: 6-7 (.857)	2nd Half: 2-3 (667)	Game: .800

DEADBALL REBOUNDS 0

MIAMI HURRICANES (21-9)

##	Player		tot-fg fg-fga	3-pt fg-fga	ft-fta	rebounds of-de-tot	pf	tp	a	to	blk	s	min
25	Tyler, Elton	f	7-12	0-0	0-0	5-2-7	1	14	0	5	0	0	28
45	Salmons, John	f	1-3	0-1	1-2	0-3-3	2	3	2	2	0	1	35
51	Bland, Mario	c	4-10	0-0	1-3	2-1-3	3	9	1	1	0	0	28
30	Jennings, Vernon	g	3-5	0-1	2-3	0-3-3	1	8	11	5	0	4	38
31	Hemsley, Johnny	g	6-13	3-7	2-2	1-6-7	2	17	1	1	0	1	35
00	Hurd, Leroy		1-1	0-0	0-0	0-1-1	1	2	1	0	0	0	10
13	Coelho, Joao Paulo		0-0	0-0	0-0	0-0-0	0	0	0	0	0	0	2
33	Jones, James		2-5	0-1	0-0	0-0-0	2	4	0	1	0	0	12
34	Wimbley, Dwayne		2-3	0-0	0-0	0-2-2	2	4	2	1	0	0	12
	Team					3-0-3							
	TOTALS		26-52	3-10	6-10	8-21-29	14	61	18	16	0	6	200

TOTAL FG%	1st Half: 15-26 (.577)	2nd Half: 11-26 (.423)	Game: .500
3-Pt. FG%	1st Half: 3-6 (.500)	2nd Half: 0-4 (.000)	Game: .300
F Throw %	1st Half: 1-2 (.500)	2nd Half: 5-8 (.625)	Game: .600

DEADBALL REBOUNDS 2

Officials: Jim Burr, Reggie Greenwood, Jody Silvester
Technical fouls: Notre Dame - 16:03 (2nd) Head Coach.
Attendance: 19472

Score by Periods	1st	2nd	Total
Notre Dame	31	27	58
Miami Hurricanes	34	27	61

1999-00 Season Recap and Boxscores

Game 31 - NO. 19 ST. JOHN'S 58, NO. 23 MIAMI 57

AT&T BIG EAST Championship - Semifinals

March 10, 2000

Madison Square Garden, New York, NY

Sophomore Anthony Glover hit two free throws with 2.2 seconds remaining to lift 19th-ranked St. John's to a 58-57 win over 23rd-ranked Miami in the semifinals of the AT&T BIG EAST Championship.

Second-seeded Miami, which took a 57-56 lead on two free throws by Mario Bland with 7.6 seconds left, was given one last chance as St. John's Lavor Postell, who led the Red Storm with 14 points, was called for a foul as the Hurricanes inbounded the ball. Freshman Leroy Hurd went to the line but missed the front end of the one-and-one.

Elton Tyler had 15 points to lead Miami. Mario Bland and Johnny Hemsley had 13 points each.

St. John's took a 48-41 lead on a 3-pointer by Postell with 10:36 to play but the Hurricanes scored seven straight points, the last five by Hemsley, to close to 50-48 with 7:01 to play.

Hemsley's 3-pointer with 1:05 left brought Miami to 56-55.

Postell missed a jumper with 37 seconds left, and Miami ran the clock down until Bland's free throws with 7.6 seconds left gave UM the lead.

ST. JOHN'S (23-7)

##	Player		tot-fg fg-fga	3-pt fg-fga	ft-fta	rebounds of-de-tot	pf	tp	a	to	blk	s	min
25	Postell, Lavor	f	5-13	2-3	2-3	3-4-7	4	14	2	1	0	1	37
41	Jessie, Reggie	f	4-8	0-0	0-0	1-2-3	2	8	2	1	0	1	28
22	Glover, Anthony	c	1-7	0-0	5-10	3-3-6	3	7	1	0	0	0	31
12	Barkley, Erick	g	3-14	1-5	0-0	2-1-3	2	7	5	4	0	2	34
14	Thornton, Bootsy	g	3-10	1-5	1-2	0-2-2	3	8	2	0	0	4	37
03	Gray, Chudney		5-6	0-0	4-5	1-4-5	0	14	0	1	1	2	24
33	Emanuel, Donald		0-1	0-1	0-0	0-1-1	2	0	0	0	2	0	9
	Team					3-3-6							
	TOTALS		21-59	4-14	12-20	13-20-33	16	58	12	7	3	10	200

)

TOTAL FG%	1st Half: 10-28 (.357)	2nd Half: 11-31 (.355)	Game: .356
3-Pt. FG%	1st Half: 1-5 (.200)	2nd Half: 3-9 (.333)	Game: .286
F Throw %	1st Half: 6-11 (.545)	2nd Half: 6-9 (.667)	Game: .600

DEADBALL REBOUNDS 7

MIAMI HURRICANES (21-10)

##	Player		tot-fg fg-fga	3-pt fg-fga	ft-fta	rebounds of-de-tot	pf	tp	a	to	blk	s	min
25	Tyler, Elton	f	7-12	0-0	1-2	4-4-8	1	15	0	3	1	0	28
45	Salmons, John	f	2-5	2-4	2-2	1-5-6	5	8	1	1	0	1	31
51	Bland, Mario	c	4-6	0-0	5-6	1-5-6	2	13	0	2	0	0	31
30	Jennings, Vernon	g	2-4	0-1	0-0	0-3-3	2	4	8	5	0	1	39
31	Hemsley, Johnny	g	4-17	3-10	2-3	1-6-7	1	13	3	1	0	1	40
00	Hurd, Leroy		0-1	0-1	0-1	0-2-2	0	0	0	0	0	0	9
13	Coelho, Joao Paulo		0-0	0-0	0-0	0-0-0	0	0	0	1	0	0	1
33	Jones, James		0-7	0-0	4-4	3-0-3	1	4	0	0	2	0	12
34	Wimbley, Dwayne		0-0	0-0	0-0	0-1-1	2	0	0	0	0	0	9
	Team					4-0-4				1			
	TOTALS		19-52	5-16	14-18	14-26-40	14	57	12	14	3	3	200

TOTAL FG%	1st Half: 9-26 (.346)	2nd Half: 10-26 (.385)	Game: .365
3-Pt. FG%	1st Half: 1-8 (.125)	2nd Half: 4-8 (.500)	Game: .312
F Throw %	1st Half: 7-8 (.875)	2nd Half: 7-10 (.700)	Game: .778

DEADBALL REBOUNDS 3

Officials: John Cahill, Mike Kitts, Bob Donato
Technical fouls: None
Attendance: 19528

Score by Periods	1st	2nd	Total
St. John's	27	31	58
Miami Hurricanes	26	31	57

Game 32 - MIAMI 75, ARKANSAS 71

NCAA Championship - South Regional - First Round

March 17, 2000

Gaylord Entertainment Center, Nashville, TN

Johnny Hemsley hit 5-of-10 three-point baskets en route to a game-high 20 points to lead the University of Miami to a 75-71 win over Arkansas in the opening round of the 2000 NCAA South Regional in Nashville, TN.

Teddy Gipson led Arkansas with 14 points.

John Salmons scored 16 points while Mario Bland added 14 points for the Hurricanes.

Miami dominated the first half jumping out to a 37-27 lead at the break. The Hurricanes shot a blistering 52 percent from the field in the first half while holding Arkansas to just 25.9 shooting.

Miami expanded the lead to as many as 15 points and looked to have the game in hand after Vernon Jennings (seven points, eight assists) hit one of two free throws to put Miami ahead 72-59 with 1:34 to play.

Arkansas then made a furious comeback, scoring 10 straight points, to pull within 72-69 with 23 seconds left. But a made free throw by Bland and a dunk by James Jones put the game out of reach.

ARKANSAS (19-15)

##	Player		tot-fg fg-fga	3-pt fg-fga	ft-fta	rebounds of-de-tot	pf	tp	a	to	blk	s	min
24	Johnson, Joe	f	4-16	1-6	4-6	3-2-5	2	13	3	1	0	1	36
41	Walker, Chris	f	0-3	0-1	0-0	0-3-3	1	0	1	2	0	0	17
31	Lane, Alonzo	c	2-3	0-0	1-1	0-2-2	3	5	0	1	4	0	28
21	Eddins, Blake	g	0-2	0-2	0-0	0-1-1	0	0	0	0	1	0	1
23	Gipson, Teddy	g	6-9	2-3	0-2	1-0-1	4	14	0	4	0	2	21
03	Tatum, Charles		3-5	3-5	0-0	0-0-0	0	9	1	1	0	0	6
05	Cleveland, T.J.		2-6	2-5	4-4	2-3-5	3	10	2	1	0	3	28
13	Dean, Brandon		2-7	0-1	2-2	1-0-1	5	6	1	2	0	1	19
20	Davis, Brandon		1-3	0-2	3-4	2-0-2	1	5	1	0	1	0	13
33	Gomez, Dionisio		1-1	1-1	0-0	2-1-3	1	3	1	0	1	0	9
43	Baker, Carl		3-4	0-0	0-2	1-2-3	2	6	0	1	0	1	13
50	Satchell, Larry		0-0	0-0	0-1	0-1-1	3	0	0	1	0	0	6
	Team					3-0-3				1			
	TOTALS		24-59	9-26	14-22	12-18-30	25	71	10	16	6	9	200

TOTAL FG%	1st Half: 7-27 (.259)	2nd Half: 17-32 (.531)	Game: .407
3-Pt. FG%	1st Half: 0-9 (.000)	2nd Half: 9-17 (.529)	Game: .346
F Throw %	1st Half: 13-18 (.722)	2nd Half: 1-4 (.250)	Game: .636

DEADBALL REBOUNDS 5

MIAMI HURRICANES (22-10)

##	Player		tot-fg fg-fga	3-pt fg-fga	ft-fta	rebounds of-de-tot	pf	tp	a	to	blk	s	min
25	Tyler, Elton	f	2-9	0-0	5-6	2-6-8	1	9	2	3	0	1	32
45	Salmons, John	f	6-8	1-1	3-4	1-5-6	3	16	1	2	2	0	33
51	Bland, Mario	c	4-6	0-0	6-9	3-3-6	3	14	2	3	0	1	28
30	Jennings, Vernon	g	2-3	1-1	2-4	1-3-4	3	7	8	8	1	0	38
31	Hemsley, Johnny	g	5-14	5-10	5-6	2-1-3	2	20	2	3	0	1	39
00	Hurd, Leroy		1-1	0-0	1-2	0-0-0	3	3	1	2	0	0	5
13	Coelho, Joao Paulo		0-0	0-0	0-0	0-0-0	1	0	0	1	0	0	5
33	Jones, James		1-2	0-0	0-0	1-1-2	1	2	0	1	0	0	8
34	Wimbley, Dwayne		2-6	0-0	0-1	3-4-7	1	4	1	0	0	0	12
	Team					1-3-4							
	TOTALS		23-49	7-12	22-32	14-26-40	18	75	17	23	3	3	200

TOTAL FG%	1st Half: 13-25 (.520)	2nd Half: 10-24 (.417)	Game: .469
3-Pt. FG%	1st Half: 3-6 (.500)	2nd Half: 4-6 (.667)	Game: .583
F Throw %	1st Half: 8-10 (.800)	2nd Half: 14-22 (.636)	Game: .688

DEADBALL REBOUNDS 4

Officials: David Hall, Tom Harrington, Verne Harris
Technical fouls: None
Attendance: 17297

Score by Periods	1st	2nd	Total
Arkansas	27	44	71
Miami Hurricanes	37	38	75

1999-00 Season Recaps and Boxscores

Game 33 - MIAMI 75, OHIO STATE 62

NCAA Championship - South Region - 2nd Round
March 19, 2000
Gaylord Entertainment Center, Nashville, TN

Johnny Hemsley poured in a game-high 24 points and Elton Tyler added 20 points and nine rebounds to lead the University of Miami to a 75-62 win over second-seeded Ohio State in the second round of the 2000 NCAA South Regional in Nashville, TN.

With the victory the Hurricanes advanced to the Sweet 16 for the first time in school history. The game also marked the 200th career win for head coach Leonard Hamilton.

Scoonie Penn led Ohio State with 19 points.

Miami, which tied the school single season record for victories (23), took control of the game midway through the first half. Trailing 27-20 with 7:03 to play in the opening half, Miami went on a 10-0 run to take a 30-27 advantage at the 1:27 mark. The Hurricanes would never trail the rest of the way.

The led 36-31 at the half but saw Ohio State battle back and tie the game at 50-50 following two free throws by George Reese with 10:56 to play.

Miami then tightened up its defense holding the Buckeyes without a field goal over the next 7:40 en route to a 14-1 run which put the game away.

MIAMI HURRICANES (23-10)

##	Player		tot-fg fg-fga	3-pt fg-fga	ft-fta	rebounds of-de-tot	pf	tp	a	to	blk	s	min
25	Tyler, Elton	f	7-13	0-0	6-6	2-7-9	4	20	1	1	0	1	33
45	Salmons, John	f	3-5	1-2	6-6	1-3-4	2	13	5	2	1	0	39
51	Bland, Mario	c	3-6	0-0	1-2	3-8-11	4	7	6	2	1	0	24
30	Jennings, Vernon	g	1-4	0-2	2-3	0-6-6	3	4	6	5	0	3	40
31	Hemsley, Johnny	g	9-16	4-9	2-2	2-1-3	3	24	1	7	0	0	40
00	Hurd, Leroy		0-0	0-0	0-0	0-0-0	0	0	0	1	0	0	1
33	Jones, James		2-4	1-1	0-0	0-2-2	2	5	0	1	0	1	14
34	Wimbley, Dwayne		1-3	0-0	0-0	1-3-4	1	2	0	2	0	0	9
	Team					2-0-2							
	TOTALS		26-51	6-14	17-19	9-32-41	19	75	19	21	2	5	200

TOTAL FG%	1st Half: 14-29 (.483)	2nd Half: 12-22 (.545)	Game: .510
3-Pt. FG%	1st Half: 4-10 (.400)	2nd Half: 2-4 (.500)	Game: .429
F Throw %	1st Half: 4-5 (.800)	2nd Half: 13-14 (.929)	Game: .895

DEADBALL REBOUNDS 1

OHIO STATE (23-7)

##	Player		tot-fg fg-fga	3-pt fg-fga	ft-fta	rebounds of-de-tot	pf	tp	a	to	blk	s	min
22	Redd, Michael	f	5-14	1-4	2-4	1-4-5	5	13	2	2	0	2	32
40	Reese, George	f	3-9	0-0	5-7	1-2-3	3	11	1	1	0	0	26
32	Johnson, Ken	c	3-4	0-0	3-3	0-1-1	4	9	0	0	4	2	35
12	Penn, Scoonie	g	7-17	2-8	3-4	0-6-6	4	19	2	3	0	4	40
13	Brown, Brian	g	2-9	1-4	4-6	4-1-5	2	9	3	3	0	0	38
04	Darby, Brent		0-1	0-0	0-0	0-0-0	0	0	0	0	0	1	3
10	Robinson, Doylan		0-0	0-0	0-0	0-0-0	1	0	0	0	0	0	1
21	Savovic, Boban		0-2	0-1	0-0	0-0-0	0	0	0	2	0	0	7
34	Ocokoljic, Cobe		0-0	0-0	1-2	0-1-1	2	1	1	0	0	0	14
43	Dudley, Will		0-0	0-0	0-0	1-0-1	0	0	0	0	0	0	4
	Team					2-2-4							
	TOTALS		20-56	4-18	18-26	9-17-26	21	62	9	11	4	9	200

TOTAL FG%	1st Half: 10-27 (.370)	2nd Half: 10-29 (.345)	Game: .357
3-Pt. FG%	1st Half: 2-8 (.250)	2nd Half: 2-10 (.200)	Game: .222
F Throw %	1st Half: 9-13 (.692)	2nd Half: 9-13 (.692)	Game: .692

DEADBALL REBOUNDS 3

Officials: Joseph Silvester, David Hall, Tom Wood
Technical fouls: None
Attendance: 17297

Score by Periods	1st	2nd	Total
Miami Hurricanes	36	39	75
Ohio State	31	31	62

Game 34 - TULSA 80, MIAMI 71

NCAA Championship - South Region - Sweet 16
March 24, 2000
Frank Erwin Center, Austin, TX

Eric Coley and Brandon Kurtz scored 17 points apiece as Tulsa University defeated the University of Miami, 80-71, in the NCAA South Regional semifinal in Austin, TX.

Mario Bland and Vernon Jennings both scored 17 points to lead Miami.

Miami, making its first Sweet Sixteen appearance in school history, turned the ball over 13 times in the first half as Tulsa built a 25-8 lead.

The Hurricanes however regained their composure and outscored Tulsa 17-6 over the final 13 minutes to pull to within six (31-25) at the half.

Miami continued its comback hitting six second-half three-pointers including a Vernon Jennings jumper with 10:35 to play that gave the Hurricanes thier first and only lead of the game.

The lead would only last 45 seconds.

Tulsa answered with a Marcus Hill jumper, and Kurtz intercepted Jennings' pass and finished a fast break with a dunk to retake the lead at 47-46.

Kurtz, who scored all of his 17 points in the second half, scored six more as Tulsa built the lead to 61-50. Miami would get no closer than eight.

The Hurricanes end the season with a 23-11 record which ties the UM single season record for victories.

TULSA (32-4)

##	Player		tot-fg fg-fga	3-pt fg-fga	ft-fta	rebounds of-de-tot	pf	tp	a	to	blk	s	min
11	Coley, Eric	f	7-11	0-1	3-4	3-6-9	0	17	2	1	3	4	34
13	Kurtz, Brandon	c	5-8	0-0	7-12	3-7-10	3	17	3	3	0	3	33
10	Harrington, Greg	g	4-6	2-3	4-6	2-2-4	4	14	0	4	0	0	27
31	Hill, Tony	g	4-9	0-2	5-7	3-2-5	3	13	5	1	0	1	30
32	Heard, Tony	g	3-9	2-7	3-4	0-3-3	4	11	2	6	0	0	31
12	Swanson, Dante		1-6	0-3	0-0	0-1-1	0	2	0	0	0	1	18
33	Shelton, David		2-6	0-1	2-4	2-1-3	4	6	0	0	0	1	19
34	Johnson, Kevin		0-0	0-0	0-0	0-0-0	0	0	0	0	0	0	4
55	McDaniel, DeAngelo		0-1	0-0	0-0	1-1-2	1	0	0	0	0	0	4
	Team					1-3-4							
	TOTALS		26-56	4-17	24-37	15-26-41	19	80	12	15	3	10	200

TOTAL FG%	1st Half: 12-31 (.387)	2nd Half: 14-25 (.560)	Game: .464
3-Pt. FG%	1st Half: 4-12 (.333)	2nd Half: 0-5 (.000)	Game: .235
F Throw %	1st Half: 3-7 (.429)	2nd Half: 21-30 (.700)	Game: .649

DEADBALL REBOUNDS 3

MIAMI HURRICANES (23-11)

##	Player		tot-fg fg-fga	3-pt fg-fga	ft-fta	rebounds of-de-tot	pf	tp	a	to	blk	s	min
25	Tyler, Elton	f	0-6	0-0	0-0	1-1-2	4	0	0	3	0	2	18
45	Salmons, John	f	4-8	1-1	1-2	3-2-5	2	10	2	3	0	1	35
51	Bland, Mario	c	5-15	1-2	6-8	3-6-9	4	17	0	1	0	0	31
30	Jennings, Vernon	g	5-8	2-3	5-6	1-3-4	4	17	7	4	0	3	37
31	Hemsley, Johnny	g	4-10	3-7	2-2	1-3-4	5	13	0	3	0	0	34
00	Hurd, Leroy		2-3	1-2	0-1	0-4-4	2	5	0	3	0	1	17
13	Coelho, Joao Paulo		0-0	0-0	0-0	0-1-1	1	0	0	0	0	0	2
20	El-Bassiouni, Tarik		0-0	0-0	0-0	0-0-0	1	0	0	0	0	0	1
33	Jones, James		2-2	2-2	0-0	0-2-2	1	6	1	2	1	1	10
34	Wimbley, Dwayne		1-5	0-0	1-2	1-2-3	2	3	0	1	1	0	15
	Team					2-1-3							
	TOTALS		23-57	10-17	15-21	12-25-37	26	71	10	20	2	8	200

TOTAL FG%	1st Half: 8-19 (.421)	2nd Half: 15-38 (.395)	Game: .404
3-Pt. FG%	1st Half: 4-5 (.800)	2nd Half: 6-12 (.500)	Game: .588
F Throw %	1st Half: 3-7 (.833)	2nd Half: 10-15 (.667)	Game: .714

DEADBALL REBOUNDS 2

Officials: Gerald Boudreaux, Edwin Edsall, Mike Sanzere
Technical fouls: None
Attendance: 16000

Score by Periods	1st	2nd	Total
Tulsa	31	49	80
Miami Hurricanes	25	46	71

1999-00 Individual Statistics

#51 Mario Bland

OPPONENT	DATE	GP-GS	MIN	TOTAL FG-FGA	PCT	3-POINTERS FG-FGA	PCT	FT-FTA	PCT	REBOUNDS OFF-DEF	TOT-AVG	PF-FO	A	TO	BLK	ST	PTS-AVG
at Central Florida	11-19-99	1-1	31	6-11	.545	0-1	.000	2-2	1.00	3-4	7-7.0	2-0	4	2	0	1	14-14.0
MONMOUTH	11-23-99	1-1	35	3-9	.333	0-1	.000	0-1	.000	3-6	9-8.0	3-0	1	1	0	0	6-10.0
BETHUNE-COOKMAN	11-30-99	1-1	19	2-4	.500	0-0	.000	6-6	1.00	2-3	5-7.0	2-0	1	2	0	0	10-10.0
at Memphis	12-4-99	1-1	34	9-15	.600	1-2	.500	3-5	.600	4-8	12-8.3	2-0	0	1	0	2	22-13.0
UNC CHARLOTTE	12-7-99	1-1	27	5-9	.556	1-2	.500	2-4	.500	3-9	12-9.0	3-0	0	4	0	0	13-13.0
HARTFORD	12-11-99	1-1	22	6-10	.600	0-1	.000	2-3	.667	4-8	12-9.5	2-0	1	4	1	0	14-13.2
NORTH CAROLINA	12-18-99	1-1	31	5-15	.333	0-4	.000	0-0	.000	3-4	7-9.1	2-0	1	0	1	0	10-12.7
vs Louisiana-Lafaye	12-20-99	1-1	24	1-3	.333	0-0	.000	0-0	.000	3-1	4-8.5	5-1	0	1	0	1	2-11.4
vs Detroit Mercy	12-21-99	1-1	28	6-13	.462	0-0	.000	6-7	.857	1-6	7-8.3	4-0	2	1	0	0	18-12.1
vs Illinois State	12-22-99	1-1	30	7-12	.583	1-2	.500	3-4	.750	2-2	4-7.9	3-0	1	3	0	1	18-12.7
FLORIDA ATLANTIC	12-27-99	1-1	22	6-10	.600	0-1	.000	2-3	.667	2-6	8-7.9	0-0	1	2	1	1	14-12.8
QUINNIPIAC	12-29-99	1-1	25	4-11	.364	0-1	.000	11-12	.917	3-3	6-7.8	2-0	0	0	0	2	19-13.3
WEST VIRGINIA	1-5-00	1-1	33	4-7	.571	0-1	.000	4-8	.500	2-2	4-7.5	3-0	1	3	0	1	12-13.2
SYRACUSE	1-8-00	1-1	32	6-17	.353	0-1	.000	1-1	1.00	6-2	8-7.5	4-0	1	1	0	1	13-13.2
at Seton Hall	1-11-00	1-1	34	4-9	.444	0-0	.000	6-6	1.00	1-6	7-7.5	3-0	2	1	0	1	14-13.3
at Georgetown	1-15-00	1-1	25	2-8	.250	0-0	.000	3-4	.750	3-2	5-7.3	3-0	2	2	2	2	7-12.9
at Villanova	1-17-00	1-1	28	4-8	.500	0-0	.000	4-4	1.00	2-7	9-7.4	2-0	1	2	0	1	12-12.8
BOSTON COLLEGE	1-22-00	1-1	26	8-14	.571	0-0	.000	8-11	.727	6-3	9-7.5	3-0	1	1	0	1	24-13.4
at Notre Dame	1-25-00	1-1	20	1-3	.333	0-0	.000	5-6	.833	1-1	2-7.2	4-0	1	2	2	2	7-13.1
KENTUCKY	1-29-00	1-1	29	4-10	.400	0-0	.000	2-2	1.00	3-4	7-7.2	4-0	0	4	1	0	10-13.0
PITTSBURGH	2-1-00	1-1	10	3-5	.600	0-0	.000	1-1	1.00	1-2	3-7.0	1-0	1	0	0	1	7-12.7
at Rutgers	2-5-00	1-1	30	5-13	.385	0-0	.000	3-4	.750	6-2	8-7.0	2-0	0	4	0	0	13-12.7
GEORGETOWN	2-7-00	1-1	23	2-3	.667	0-0	.000	4-6	.667	0-7	7-7.0	2-0	3	4	1	1	8-12.5
PROVIDENCE	2-16-00	1-1	31	4-8	.500	0-1	.000	2-7	.286	2-5	7-7.0	3-0	0	2	0	1	10-12.4
at Connecticut	2-19-00	1-1	26	2-6	.333	0-2	.000	4-4	1.00	0-3	3-6.9	2-0	0	1	0	1	8-12.2
at West Virginia	2-22-00	1-1	31	5-10	.500	0-0	.000	2-4	.500	3-3	6-6.8	3-0	0	3	0	0	12-12.2
NOTRE DAME	2-26-00	1-1	35	6-14	.429	0-2	.000	2-4	.500	2-5	7-6.9	3-0	0	1	1	1	14-12.3
at Pittsburgh	2-29-00	1-1	30	8-15	.533	0-0	.000	4-5	.800	5-5	10-7.0	1-0	5	1	0	1	20-12.5
ST. JOHN'S	3-5-00	1-1	35	7-13	.538	0-0	.000	5-7	.714	2-5	7-7.0	1-0	3	4	0	2	19-12.8
vs Notre Dame	3-9-00	1-1	28	4-10	.400	0-0	.000	1-3	.333	2-1	3-6.8	3-0	1	1	0	0	9-12.6
vs St. John's	3-10-00	1-1	31	4-6	.667	0-0	.000	5-6	.833	1-5	6-6.8	2-0	0	2	0	0	13-12.6
vs Arkansas	3-17-00	1-1	28	4-6	.667	0-0	.000	6-9	.667	3-3	6-6.8	3-0	2	3	0	1	14-12.7
vs Ohio State	3-19-00	1-1	24	3-6	.500	0-0	.000	1-2	.500	3-8	11-6.9	4-0	6	2	1	0	7-12.5
vs Tulsa	3-24-00	1-1	31	5-15	.333	1-2	.500	6-8	.750	3-6	9-7.0	4-0	0	1	0	0	17-12.6
Totals		**34-34**	**948**	**155-328**	**.473**	**4-24**	**.167**	**116-159**	**.730**	**90-147**	**237-7.0**	**90-1**	**42**	**66**	**11**	**26**	**430-12.6**

#13 João Paulo Coelho

OPPONENT	DATE	GP-GS	MIN	TOTAL FG-FGA	PCT	3-POINTERS FG-FGA	PCT	FT-FTA	PCT	REBOUNDS OFF-DEF	TOT-AVG	PF-FO	A	TO	BLK	ST	PTS-AVG
at Central Florida	11-19-99	1-0	13	2-6	.333	1-2	.500	1-2	.500	0-1	1-1.0	2-0	4	1	0	1	6-6.0
MONMOUTH	11-23-99	1-1	33	2-4	.500	0-2	.000	2-2	1.00	0-2	2-1.5	4-0	7	3	0	1	6-6.0
BETHUNE-COOKMAN	11-30-99	1-0	21	0-3	.000	0-2	.000	3-4	.750	0-2	2-1.7	4-0	0	1	1	2	3-5.0
at Memphis	12-4-99	1-1	36	1-6	.167	0-4	.000	0-0	.000	0-4	4-2.3	5-1	6	4	0	0	2-4.3
UNC CHARLOTTE	12-7-99	1-1	17	1-5	.200	0-3	.000	0-0	.000	0-1	1-2.0	2-0	2	0	0	2	2-3.8
HARTFORD	12-11-99	1-0	12	2-5	.400	2-3	.667	1-2	.500	0-1	1-1.8	2-0	2	1	0	2	7-4.3
NORTH CAROLINA	12-18-99	0-0	DNP-Coaches Decision														
vs Louisiana-Lafaye	12-20-99	1-0	2	0-0	.000	0-0	.000	0-0	.000	0-0	0-1.6	0-0	0	0	0	0	0-3.7
vs Detroit Mercy	12-21-99	1-0	10	0-2	.000	0-1	.000	0-0	.000	0-1	1-1.5	1-0	1	1	0	1	0-3.3
vs Illinois State	12-22-99	1-0	34	3-8	.375	2-5	.400	1-3	.333	0-4	4-1.8	2-0	2	1	0	2	9-3.9
FLORIDA ATLANTIC	12-27-99	1-0	25	2-7	.286	1-4	.250	2-2	1.00	1-2	3-1.9	2-0	7	3	0	3	7-4.2
QUINNIPIAC	12-29-99	1-0	7	0-1	.000	0-0	.000	2-2	1.00	0-0	0-1.7	1-0	0	0	0	0	2-4.0
WEST VIRGINIA	1-5-00	1-0	3	0-1	.000	0-1	.000	0-0	.000	0-0	0-1.6	1-0	0	0	0	0	0-3.7
SYRACUSE	1-8-00	1-0	2	0-0	.000	0-0	.000	0-0	.000	0-0	0-1.5	0-0	0	0	0	0	0-3.4
at Seton Hall	1-11-00	1-0	4	0-1	.000	0-1	.000	0-0	.000	0-0	0-1.4	1-0	0	0	0	0	0-3.1
at Georgetown	1-15-00	1-0	2	0-0	.000	0-0	.000	0-0	.000	0-0	0-1.3	0-0	0	0	0	0	0-2.9
at Villanova	1-17-00	1-0	9	1-2	.500	0-0	.000	0-0	.000	1-0	1-1.3	2-0	0	1	0	1	2-2.9
BOSTON COLLEGE	1-22-00	1-0	10	0-2	.000	0-2	.000	0-0	.000	1-1	2-1.3	2-0	1	1	0	0	0-2.7
at Notre Dame	1-25-00	1-0	5	1-2	.500	1-1	1.00	0-0	.000	0-0	0-1.2	0-0	1	1	0	0	3-2.7
KENTUCKY	1-29-00	1-0	4	0-1	.000	0-0	.000	0-0	.000	0-0	0-1.2	1-0	0	0	0	0	0-2.6
PITTSBURGH	2-1-00	0-0	DNP-Coahes Decision														
at Rutgers	2-5-00	1-0	5	0-0	.000	0-0	.000	0-0	.000	0-0	0-1.1	0-0	0	1	0	0	0-2.5
GEORGETOWN	2-7-00	1-0	9	1-2	.500	0-0	.000	0-0	.000	0-3	3-1.2	2-0	3	3	0	2	2-2.4
PROVIDENCE	2-16-00	1-0	8	0-1	.000	0-1	.000	2-2	1.00	0-1	1-1.2	2-0	1	0	0	0	2-2.4
at Connecticut	2-19-00	1-0	1	0-0	.000	0-0	.000	0-0	.000	0-0	0-1.1	0-0	0	0	0	0	0-2.3
at West Virginia	2-22-00	1-0	4	0-1	.000	0-1	.000	0-0	.000	0-0	0-1.1	0-0	0	0	0	1	0-2.2
NOTRE DAME	2-26-00	1-1	22	3-9	.333	2-5	.400	0-0	.000	0-2	2-1.1	4-0	2	1	0	3	8-2.4
at Pittsburgh	2-29-00	1-0	1	0-0	.000	0-0	.000	0-0	.000	0-0	0-1.1	0-0	0	1	0	0	0-2.3
ST. JOHN'S	3-5-00	1-0	4	0-1	.000	0-1	.000	0-0	.000	0-0	0-1.0	1-0	0	1	0	0	0-2.3
vs Notre Dame	3-9-00	1-0	2	0-0	.000	0-0	.000	0-0	.000	0-0	0-1.0	0-0	0	0	0	0	0-2.2
vs St. John's	3-10-00	1-0	1	0-0	.000	0-0	.000	0-0	.000	0-0	0-1.0	0-0	0	1	0	0	0-2.1
vs Arkansas	3-17-00	1-0	5-0	0	.000	0-0	.000	0-0	.000	0-0	0-0.9	1-0	0	1	0	0	0-2.0
vs Ohio State	3-19-00	0-0	DNP-Coaches Decision														
vs Tulsa	3-24-00	1-0	2	0-0	.000	0-0	.000	0-0	.000	0-1	1-0.9	1-0	0	0	0	0	0-2.0
Totals		**31-4**	**313**	**19-70**	**.271**	**9-39**	**.231**	**14-19**	**.737**	**3-26**	**29-0.9**	**43-1**	**39**	**27**	**1**	**21**	**61-2.0**

1999-00 Individual Statistics

#20 Tarik El-Bassiouni

OPPONENT	DATE	GP-GS	MIN	TOTAL FG-FGA	PCT	3-POINTERS FG-FGA	PCT	FT-FTA	PCT	REBOUNDS OFF-DEF	TOT-AVG	PF-FO	A	TO	BLK	ST	PTS--AVG
at Central Florida	11-19-99	1-0	2	1-1	1.00	0-0	.000	0-0	.000	0-0	0-0.0	0-0	0	0	0	0	2-2.0
MONMOUTH	11-23-99	1-0	8	0-3	.000	0-0	.000	2-2	1.00	1-1	2-1.0	0-0	0	1	0	1	2-2.0
BETHUNE-COOKMAN	11-30-99	1-0	6	1-2	.500	0-0	.000	0-0	.000	0-1	1-1.0	0-0	2	0	0	0	2-2.0
at Memphis	12-4-99	1-0	4	0-1	.000	0-1	.000	0-0	.000	1-0	1-1.0	1-0	0	0	0	0	0-1.5
HARTFORD	12-11-99	1-0	3	1-2	.500	0-0	.000	0-0	.000	1-0	1-1.0	0-0	0	0	0	0	2-1.6
FLORIDA ATLANTIC	12-27-99	1-0	7	0-2	.000	0-1	.000	0-0	.000	1-1	2-1.2	1-0	3	0	0	0	0-1.3
GEORGETOWN	2-7-00	1-0	3	0-1	.000	0-1	.000	0-0	.000	0-1	1-1.1	0-0	0	0	0	0	0-1.1
at West Virginia	2-22-00	1-0	1	1-2	.500	0-0	.000	0-0	.000	1-1	2-1.3	0-0	1	0	0	1	2-1.3
vs Tulsa	3-24-00	1-0	1	0-0	.000	0-0	.000	0-0	.000	0-0	0-1.1	1-0	0	0	0	0	0-1.1
Totals		**9-0**	**35**	**4-14**	**.286**	**0-3**	**.000**	**2-2**	**1.00**	**5-5**	**10-1.1**	**3-0**	**6**	**1**	**0**	**2**	**10-1.1**

#10 Orlando Gonzalez

OPPONENT	DATE	GP-GS	MIN	TOTAL FG-FGA	PCT	3-POINTERS FG-FGA	PCT	FT-FTA	PCT	REBOUNDS OFF-DEF	TOT-AVG	PF-FO	A	TO	BLK	ST	PTS--AVG
at Central Florida	11-19-99	1-0	1	1-1	1.00	0-0	.000	0-0	.000	0-0	0-0.0	0-0	0	0	0	0	2-2.0
BETHUNE-COOKMAN	11-30-99	1-0	2	0-2	.000	0-0	.000	0-0	.000	1-0	1-0.5	1-0	0	0	0	0	0-1.0
HARTFORD	12-11-99	1-0	2	0-2	.000	0-2	.000	0-0	.000	0-1	1-0.7	0-0	0	0	0	0	0-0.7
FLORIDA ATLANTIC	12-27-99	1-0	3	1-1	1.00	0-0	.000	0-0	.000	0-0	0-0.5	0-0	0	0	0	0	2-1.0
GEORGETOWN	2-7-00	1-0	3	0-0	.000	0-0	.000	0-0	.000	0-0	0-0.4	0-0	0	2	0	0	0-0.8
Totals		**5-0**	**11**	**2-6**	**.333**	**0-2**	**.000**	**0-0**	**.000**	**1-1**	**2-0.4**	**1-0**	**0**	**2**	**0**	**0**	**4-0.8**

#31 Johnny Hemsley

OPPONENT	DATE	GP-GS	MIN	TOTAL FG-FGA	PCT	3-POINTERS FG-FGA	PCT	FT-FTA	PCT	REBOUNDS OFF-DEF	TOT-AVG	PF-FO	A	TO	BLK	ST	PTS--AVG
at Central Florida	11-19-99	1-1	35	7-15	.467	0-2	.000	3-4	.750	2-2	4-4.0	1-0	1	1	0	4	17-17.0
MONMOUTH	11-23-99	1-1	36	9-18	.500	2-5	.400	4-5	.800	1-6	7-5.5	2-0	1	4	0	3	24-20.5
BETHUNE-COOKMAN	11-30-99	1-1	36	7-13	.538	2-5	.400	3-4	.750	1-1	2-4.3	2-0	3	4	0	1	19-20.0
at Memphis	12-4-99	1-1	39	9-23	.391	1-9	.111	1-2	.500	1-0	1-3.5	5-1	2	3	0	0	20-20.0
UNC CHARLOTTE	12-7-99	1-1	39	5-20	.250	2-9	.222	0-1	.000	0-1	1-3.0	4-0	2	5	1	0	12-18.4
HARTFORD	12-11-99	1-1	28	7-13	.538	4-7	.571	2-2	1.00	1-1	2-2.8	1-0	5	2	1	2	20-18.7
NORTH CAROLINA	12-18-99	1-1	29	8-30	.267	1-10	.100	4-4	1.00	2-2	4-3.0	4-0	4	0	0	2	21-19.0
vs Louisiana-Lafaye	12-20-99	1-1	38	5-21	.238	2-7	.286	7-9	.778	3-0	3-3.0	3-0	1	3	0	1	19-19.0
vs Detroit Mercy	12-21-99	1-1	19	3-8	.375	2-5	.400	2-3	.667	2-1	3-3.0	0-0	1	2	0	0	10-18.0
vs Illinois State	12-22-99	0-0	DNP - Suspension														
FLORIDA ATLANTIC	12-27-99	0-0	DNP - Suspension														
QUINNIPIAC	12-29-99	1-0	29	9-15	.600	3-7	.429	3-4	.750	2-1	3-3.0	3-0	0	1	0	0	24-18.6
WEST VIRGINIA	1-5-00	1-1	39	10-22	.455	1-4	.250	2-2	1.00	0-4	4-3.1	1-0	0	2	0	3	23-19.0
SYRACUSE	1-8-00	1-1	40	5-17	.294	2-4	.500	2-2	1.00	1-6	7-3.4	2-0	3	2	1	0	14-18.6
at Seton Hall	1-11-00	1-1	39	9-19	.474	3-9	.333	2-2	1.00	0-1	1-3.2	2-0	0	2	1	3	23-18.9
at Georgetown	1-15-00	1-1	36	5-13	.385	1-2	.500	6-6	1.00	2-2	4-3.3	0-0	3	5	2	1	17-18.8
at Villanova	1-17-00	1-1	39	6-18	.333	1-7	.143	8-11	.727	0-2	2-3.2	3-0	1	2	0	2	21-18.9
BOSTON COLLEGE	1-22-00	1-1	37	4-16	.250	2-7	.286	2-2	1.00	3-3	6-3.4	0-0	0	1	2	1	12-18.5
at Notre Dame	1-25-00	1-1	34	6-15	.400	2-8	.250	4-4	1.00	0-1	1-3.2	0-0	1	2	0	3	18-18.5
KENTUCKY	1-29-00	1-1	37	5-15	.333	4-11	.364	4-4	1.00	1-3	4-3.3	3-0	1	1	0	1	18-18.4
PITTSBURGH	2-1-00	1-1	32	2-15	.133	0-6	.000	6-7	.857	0-2	2-3.2	1-0	2	1	0	1	10-18.0
at Rutgers	2-5-00	1-1	38	6-16	.375	3-8	.375	6-6	1.00	0-1	1-3.1	3-0	2	2	0	3	21-18.2
GEORGETOWN	2-7-00	1-1	29	7-13	.538	2-4	.500	1-1	1.00	0-4	4-3.1	1-0	2	3	0	3	17-18.1
PROVIDENCE	2-16-00	1-1	DNP - Injury														
at Connecticut	2-19-00	1-1	38	6-11	.545	1-2	.500	1-2	.500	3-2	5-3.2	3-0	3	3	0	0	14-17.9
at West Virginia	2-22-00	1-1	37	9-16	.563	4-7	.571	2-2	1.00	1-2	3-3.2	1-0	2	1	0	1	24-18.2
NOTRE DAME	2-26-00	1-1	DNP - Suspension														
at Pittsburgh	2-29-00	1-1	39	10-19	.526	1-4	.250	0-0	.000	2-3	5-3.3	3-0	2	0	1	0	21-18.3
ST. JOHN'S	3-5-00	1-1	45	7-17	.412	0-8	.000	2-2	1.00	1-4	5-3.4	3-0	3	2	0	1	16-18.2
vs Notre Dame	3-9-00	1-1	35	6-13	.462	3-7	.429	2-2	1.00	1-6	7-3.5	2-0	1	1	0	1	17-18.2
vs St. John's	3-10-00	1-1	40	4-17	.235	3-10	.300	2-3	.667	1-6	7-3.6	1-0	3	1	0	1	13-18.0
vs Arkansas	3-17-00	1-1	39	5-14	.357	5-10	.500	5-6	.833	2-1	3-3.6	2-0	2	3	0	1	20-18.0
vs Ohio State	3-19-00	1-1	40	9-16	.563	4-9	.444	2-2	1.00	2-1	3-3.6	3-0	1	7	0	0	24-18.2
vs Tulsa	3-24-00	1-1	34	4-10	.400	3-7	.429	2-2	1.00	1-3	4-3.6	5-1	0	3	0	0	13-18.1
Totals		**30-29**	**1075**	**194-488**	**.398**	**64-200**	**.320**	**98-106**	**.849**	**36-72**	**108-3.6**	**64-2**	**52**	**69**	**9**	**39**	**542-18.1**

1999-00 Individual Statistics

#00 Leroy Hurd

OPPONENT	DATE	GP-GS	MIN	TOTAL FG-FGA	PCT	3-POINTERS FG-FGA	PCT	FT-FTA	PCT	REBOUNDS OFF-DEF	TOT-AVG	PF-FO	A	TO	BLK	ST	PTS-AVG
at Central Florida	11-19-99	1-0	11	2-3	.667	0-0	.000	0-1	.000	2-4	6-6.0	2-0	0	0	0	0	4-4.0
MONMOUTH	11-23-99	1-0	9	1-2	.500	0-0	.000	0-1	.000	0-1	1-3.5	0-0	0	1	0	0	2-3.0
BETHUNE-COOKMAN	11-30-99	1-0	14	3-4	.750	0-0	.000	5-7	.714	1-3	4-3.7	2-0	0	1	2	2	11-5.7
at Memphis	12-4-99	1-0	12	3-7	.429	1-2	.500	0-0	.000	3-2	5-4.0	1-0	0	0	0	0	7-6.0
UNC CHARLOTTE	12-7-99	1-0	13	0-5	.000	0-1	.000	2-2	1.00	1-0	1-3.4	1-0	1	0	0	2	2-5.2
HARTFORD	12-11-99	1-0	16	7-11	.636	0-0	.000	1-2	.500	2-1	3-3.3	2-0	1	2	0	1	15-6.8
NORTH CAROLINA	12-18-99	1-0	4	0-2	.000	0-0	.000	0-0	.000	0-0	0-2.9	1-0	0	1	0	0	0-5.9
vs Louisiana-Lafaye	12-20-99	1-0	7	0-3	.000	0-0	.000	2-2	1.00	1-0	1-2.6	2-0	1	1	0	0	2-5.4
vs Detroit Mercy	12-21-99	1-0	20	1-5	.200	1-1	1.00	1-2	.500	1-1	2-2.6	2-0	0	2	0	0	4-5.2
vs Illinois State	12-22-99	1-1	13	5-6	.833	0-0	.000	0-0	.000	0-2	2-2.5	1-0	0	0	0	1	10-5.7
FLORIDA ATLANTIC	12-27-99	1-1	30	6-11	.545	2-2	1.00	1-6	.167	4-2	6-2.8	2-0	1	3	0	2	15-6.5
QUINNIPIAC	12-29-99	1-1	14	1-3	.333	0-1	.000	3-4	.750	0-2	2-2.8	0-0	0	1	0	0	5-6.4
WEST VIRGINIA	1-5-00	1-0	5	0-1	.000	0-0	.000	0-0	.000	0-0	0-2.5	1-0	1	1	0	1	0-5.9
SYRACUSE	1-8-00	1-0	1	0-0	.000	0-0	.000	0-0	.000	0-0	0-2.4	0-0	0	0	0	0	0-5.5
at Seton Hall	1-11-00	1-0	14	4-7	.571	0-0	.000	1-2	.500	5-4	9-2.8	2-0	1	1	0	0	9-5.7
at Georgetown	1-15-00	1-0	12	1-2	.500	0-0	.000	0-0	.000	0-1	1-2.7	1-0	0	0	1	0	2-5.5
at Villanova	1-17-00	1-0	6	1-2	.500	0-0	.000	0-0	.000	1-0	1-2.6	3-0	0	0	0	2	2-5.3
BOSTON COLLEGE	1-22-00	1-0	10	1-2	.500	0-0	.000	0-1	.000	1-1	2-2.6	0-0	1	1	0	1	2-5.1
at Notre Dame	1-25-00	1-0	15	3-3	1.00	1-1	1.00	0-0	.000	0-2	2-2.5	1-0	0	0	0	0	7-5.2
KENTUCKY	1-29-00	1-0	16	2-4	.500	0-0	.000	0-0	.000	1-1	2-2.5	2-0	0	0	1	2	4-5.2
PITTSBURGH	2-1-00	1-0	16	3-3	1.00	0-0	.000	2-2	1.00	1-1	2-2.5	0-0	0	1	0	1	8-5.3
at Rutgers	2-5-00	1-0	5	0-1	.000	0-0	.000	0-0	.000	0-0	0-2.4	1-0	0	0	0	0	0-5.0
GEORGETOWN	2-7-00	1-0	20	3-8	.375	0-0	.000	3-3	1.00	0-3	3-2.4	3-0	2	0	1	1	9-5.2
PROVIDENCE	2-16-00	1-1	32	1-9	.111	0-3	.000	2-2	1.00	2-0	2-2.4	3-0	0	1	0	1	4-5.2
at Connecticut	2-19-00	1-0	3	0-0	.000	0-0	.000	0-0	.000	0-0	0-2.3	1-0	0	1	0	0	0-5.0
at West Virginia	2-22-00	1-0	9	2-4	.500	0-0	.000	0-0	.000	1-1	2-2.3	1-0	0	3	0	0	4-4.9
NOTRE DAME	2-26-00	1-0	22	1-5	.200	0-2	.000	0-0	.000	1-1	2-2.3	3-0	1	3	0	0	2-4.8
at Pittsburgh	2-29-00	1-0	12	2-3	.667	0-0	.000	0-0	.000	0-1	1-2.2	1-0	0	0	0	0	4-4.8
ST. JOHN'S	3-5-00	1-0	15	0-3	.000	0-2	.000	1-2	.500	1-0	1-2.2	3-0	1	1	0	0	1-4.7
vs Notre Dame	3-9-00	1-0	10	1-1	1.00	0-0	.000	0-0	.000	0-1	1-2.1	1-0	1	0	0	0	2-4.6
vs St. John's	3-10-00	1-0	9	0-1	.000	0-1	.000	0-1	.000	0-2	2-2.1	0-0	0	0	0	0	0-4.4
vs Arkansas	3-17-00	1-0	5	1-1	1.00	0-0	.000	1-2	.500	0-0	0-2.1	3-0	1	2	0	0	3-4.4
vs Ohio State	3-19-00	1-0	1	0-0	.000	0-0	.000	0-0	.000	0-0	0-2.0	0-0	0	1	0	0	0-4.2
vs Tulsa	3-24-00	1-0	17	2-3	.667	1-2	.500	0-1	.000	0-4	4-2.1	2-0	0	3	0	1	5-4.3
Totals		**34-4**	**418**	**57-125**	**.456**	**6-18**	**.333**	**25-43**	**.581**	**29-41**	**70-2.1**	**48-0**	**13**	**31**	**5**	**18**	**145-4.3**

#30 Vernon Jennings

OPPONENT	DATE	GP-GS	MIN	TOTAL FG-FGA	PCT	3-POINTERS FG-FGA	PCT	FT-FTA	PCT	REBOUNDS OFF-DEF	TOT-AVG	PF-FO	A	TO	BLK	ST	PTS--AVG
at Central Florida	11-19-99	1-1	31	2-4	.500	0-0	.000	5-6	.833	0-5	5-5.0	3-0	6	3	0	3	9-9.0
MONMOUTH	11-23-99	1-1	DNP - Suspension														
BETHUNE-COOKMAN	11-30-99	1-1	25	4-7	.571	0-0	.000	0-1	.000	1-5	6-5.5	3-0	12	1	0	1	8-8.5
at Memphis	12-4-99	0-0	DNP - Injury														
UNC CHARLOTTE	12-7-99	1-0	17	1-2	.500	0-1	.000	0-0	.000	0-3	3-4.7	2-0	2	0	0	0	2-6.3
HARTFORD	12-11-99	1-1	22	2-2	1.00	0-0	.000	2-2	1.00	0-3	3-4.3	3-0	7	3	0	2	6-6.3
NORTH CAROLINA	12-18-99	1-1	38	5-13	.385	1-3	.333	0-0	.000	3-2	5-4.4	2-0	2	2	0	1	11-7.2
vs Louisiana-Lafaye	12-20-99	1-1	38	1-5	.200	0-0	.000	8-8	1.00	0-2	2-4.0	2-0	3	3	0	1	10-7.7
vs Detroit Mercy	12-21-99	1-1	32	3-8	.375	0-1	.000	2-4	.500	1-4	5-4.1	4-0	6	2	0	1	8-7.7
vs Illinois State	12-22-99	1-1	36	2-7	.286	1-3	.333	2-4	.500	0-4	4-4.1	3-0	10	5	0	4	7-7.6
FLORIDA ATLANTIC	12-27-99	1-1	22	5-6	.833	0-0	.000	1-1	1.00	0-2	2-3.9	1-0	8	2	0	1	11-8.0
QUINNIPIAC	12-29-99	1-1	35	4-10	.400	0-2	.000	3-4	.750	1-2	3-3.8	4-0	6	6	1	2	11-8.3
WEST VIRGINIA	1-5-00	1-1	38	5-11	.455	0-0	.000	4-4	1.00	2-2	4-3.8	2-0	8	3	0	7	14-8.8
SYRACUSE	1-8-00	1-1	37	0-5	.000	0-1	.000	0-0	.000	0-1	1-3.6	5-1	7	4	0	2	0-8.1
at Seton Hall	1-11-00	1-1	37	4-8	.500	0-0	.000	6-9	.667	1-5	6-3.8	1-0	6	0	1	4	14-8.5
at Georgetown	1-15-00	1-1	38	2-8	.250	0-0	.000	3-3	1.00	1-3	4-3.8	3-0	4	5	2	1	7-8.4
at Villanova	1-17-00	1-1	34	1-10	.100	0-1	.000	0-0	.000	0-2	2-3.7	3-0	6	2	0	1	2-8.0
BOSTON COLLEGE	1-22-00	1-1	31	3-8	.375	1-2	.500	4-6	.667	0-4	4-3.7	4-0	3	4	0	4	11-8.2
at Notre Dame	1-25-00	1-1	35	2-7	.286	0-1	.000	4-4	1.00	0-4	4-3.7	1-0	11	5	0	1	8-8.2
KENTUCKY	1-29-00	1-1	36	2-7	.286	0-0	.000	4-4	1.00	0-4	4-3.7	4-0	5	4	0	3	8-8.2
PITTSBURGH	2-1-00	1-1	40	4-9	.444	1-1	1.00	5-6	.833	2-4	6-3.8	1-0	4	3	0	1	14-8.5
at Rutgers	2-5-00	1-1	38	1-6	.167	0-0	.000	0-0	.000	1-5	6-4.0	3-0	10	1	2	3	2-8.2
GEORGETOWN	2-7-00	1-1	33	5-9	.556	0-0	.000	5-8	.625	1-7	8-4.1	5-1	7	6	1	1	15-8.5
PROVIDENCE	2-16-00	1-1	40	2-4	.500	1-1	1.00	4-7	.571	1-1	2-4.0	2-0	4	5	0	3	9-8.5
at Connecticut	2-19-00	1-1	39	1-4	.250	0-0	.000	3-5	.600	2-3	5-4.1	2-0	8	4	1	3	5-8.3
at West Virginia	2-22-00	1-1	37	3-9	.333	0-3	.000	2-2	1.00	0-3	3-4.0	2-0	9	4	1	5	8-8.3
NOTRE DAME	2-26-00	1-1	36	4-6	.667	0-1	.000	1-2	.500	1-7	8-4.2	1-0	6	5	0	3	9-8.4
at Pittsburgh	2-29-00	1-1	39	2-7	.286	0-1	.000	1-2	.500	0-2	2-4.1	2-0	10	4	0	3	5-8.2
ST. JOHN'S	3-5-00	1-1	41	1-2	.500	0-0	.000	2-4	.500	0-5	5-4.1	4-0	8	5	1	3	4-8.1
vs Notre Dame	3-9-00	1-1	38	3-5	.600	0-1	.000	2-3	.667	0-3	3-4.1	1-0	11	5	0	4	8-8.1
vs St. John's	3-10-00	1-1	39	2-4	.500	0-1	.000	0-0	.000	0-3	3-4.1	2-0	8	5	0	1	4-7.9
vs Arkansas	3-17-00	1-1	38	2-3	.667	1-1	1.00	2-4	.500	1-3	4-4.1	3-0	8	8	1	0	7-7.9
vs Ohio State	3-19-00	1-1	40	1-4	.250	0-2	.000	2-3	.667	0-6	6-4.1	3-0	6	5	0	3	4-7.8
vs Tulsa	3-24-00	1-1	37	5-8	.625	2-3	.667	5-6	.833	1-3	4-4.1	4-0	7	4	0	3	17-8.1
Totals		**32-31**	**1117**	**84-209**	**.404**	**8-30**	**.267**	**82-112**	**.732**	**20-112**	**132-4.1**	**85-2**	**218**	**118**	**11**	**75**	**258-8.1**

1999-00 Individual Statistics

#33 James Jones

OPPONENT	DATE	GP-GS	MIN	TOTAL FG-FGA	PCT	3-POINTERS FG-FGA	PCT	FT-FTA	PCT	REBOUNDS OFF-DEF	TOT-AVG	PF-FO	A	TO	BLK	ST	PTS--AVG
at Central Florida	11-19-99	1-0	13	3-6	.500	0-0	.000	2-2	1.00	1-1	2-2.0	3-0	0	0	0	0	8-8.0
MONMOUTH	11-23-99	1-0	16	2-4	.500	0-0	.000	2-2	1.00	0-0	0-1.0	3-0	0	0	1	1	6-7.0
BETHUNE-COOKMAN	11-30-99	0-0	DNP - Coaches Decision														
at Memphis	12-4-99	1-0	7	0-0	.000	0-0	.000	0-0	.000	0-1	1-1.0	0-0	0	0	1	0	0-4.7
UNC CHARLOTTE	12-7-99	1-0	12	5-10	.500	1-4	.250	0-0	.000	4-1	5-2.0	0-0	0	1	0	1	11-6.3
HARTFORD	12-11-99	1-0	18	1-6	.167	0-1	.000	2-2	1.00	2-2	4-2.4	1-0	1	1	0	2	4-5.8
NORTH CAROLINA	12-18-99	1-0	12	1-4	.250	0-2	.000	0-0	.000	2-0	2-2.3	2-0	0	0	0	1	2-5.2
vs Louisiana-Lafaye	12-20-99	1-0	16	2-2	1.00	0-0	.000	2-2	1.00	0-6	6-2.9	3-0	1	0	0	2	6-5.3
vs Detroit Mercy	12-21-99	1-0	20	4-5	.800	0-1	.000	0-0	.000	1-1	2-2.8	1-0	0	0	0	2	8-5.6
vs Illinois State	12-22-99	1-0	15	1-2	.500	0-0	.000	0-0	.000	0-1	1-2.6	0-0	2	0	0	0	2-5.2
FLORIDA ATLANTIC	12-27-99	1-0	21	1-6	.167	1-4	.250	0-0	.000	3-3	6-2.9	1-0	0	0	2	1	3-5.0
QUINNIPIAC	12-29-99	1-0	9	0-2	.000	0-0	.000	0-0	.000	1-1	2-2.8	2-0	0	1	0	0	0-4.5
WEST VIRGINIA	1-5-00	1-0	5	0-0	.000	0-0	.000	0-0	.000	0-0	0-2.6	1-0	0	0	0	0	0-4.2
SYRACUSE	1-8-00	1-0	14	2-5	.400	1-2	.500	2-2	1.00	2-1	3-2.6	0-0	0	2	1	1	7-4.4
at Seton Hall	1-11-00	1-0	13	0-2	.000	0-0	.000	0-0	.000	1-2	3-2.6	2-0	2	2	1	0	0-4.1
at Georgetown	1-15-00	1-0	7	0-1	.000	0-1	.000	0-0	.000	0-0	0-2.5	2-0	0	0	1	1	0-3.8
at Villanova	1-17-00	1-0	6	0-2	.000	0-0	.000	0-1	.000	0-1	1-2.4	0-0	0	1	0	0	0-3.6
BOSTON COLLEGE	1-22-00	1-0	14	2-5	.400	0-1	.000	1-3	.333	1-1	2-2.4	1-0	1	2	2	0	5-3.6
at Notre Dame	1-25-00	1-0	14	1-1	1.00	0-0	.000	0-0	.000	0-1	1-2.3	1-0	0	2	0	0	2-3.6
KENTUCKY	1-29-00	1-0	5	0-2	.000	0-0	.000	0-0	.000	0-0	0-2.2	0-0	0	0	1	0	0-3.4
PITTSBURGH	2-1-00	1-0	26	3-6	.500	1-2	.500	0-0	.000	3-0	3-2.2	3-0	0	1	1	0	7-3.6
at Rutgers	2-5-00	1-0	12	2-4	.500	0-1	.000	0-0	.000	0-0	0-2.1	2-0	0	0	0	0	4-3.6
GEORGETOWN	2-7-00	1-0	22	1-5	.200	0-0	.000	0-0	.000	0-2	2-2.1	2-0	0	2	1	0	2-3.5
PROVIDENCE	2-16-00	1-0	3	0-2	.000	0-2	.000	0-0	.000	0-0	0-2.0	0-0	0	0	0	0	0-3.3
at Connecticut	2-19-00	1-0	6	0-1	.000	0-1	.000	0-0	.000	0-0	0-1.9	0-0	0	1	0	0	0-3.2
at West Virginia	2-22-00	1-0	13	2-2	1.00	0-0	.000	0-0	.000	1-2	3-2.0	3-0	1	0	1	0	4-3.2
NOTRE DAME	2-26-00	1-0	12	1-3	.333	1-2	.500	0-0	.000	0-0	0-1.9	0-0	0	0	0	0	3-3.2
at Pittsburgh	2-29-00	1-0	23	7-9	.778	2-3	.667	0-0	.000	1-2	3-1.9	2-0	2	0	2	1	16-3.7
ST. JOHN'S	3-5-00	1-0	14	4-5	.800	0-1	.000	0-0	.000	3-0	3-2.0	1-0	0	1	0	1	8-3.9
vs Notre Dame	3-9-00	1-0	12	2-5	.400	0-1	.000	0-0	.000	0-0	0-1.9	2-0	0	1	0	0	4-3.9
vs St. John's	3-10-00	1-0	12	0-7	.000	0-0	.000	4-4	1.00	3-0	3-1.9	1-0	0	0	2	0	4-3.9
vs Arkansas	3-17-00	1-0	8	1-2	.500	0-0	.000	0-0	.000	1-1	2-1.9	1-0	0	1	0	0	2-3.8
vs Ohio State	3-19-00	1-0	14	2-4	.500	1-1	1.00	0-0	.000	0-2	2-1.9	2-0	0	1	0	1	5-3.8
vs Tulsa	3-24-00	1-0	10	2-2	1.00	2-2	1.00	0-0	.000	0-2	2-1.9	1-0	1	2	1	1	6-3.9
Totals		**33-0**	**424**	**52-122**	**.426**	**10-32**	**.313**	**15-18**	**.833**	**30-34**	**64-1.9**	**43-0**	**11**	**22**	**18**	**16**	**129-3.9**

#12 Oti Roberts

OPPONENT	DATE	GP-GS	MIN	TOTAL FG-FGA	PCT	3-POINTERS FG-FGA	PCT	FT-FTA	PCT	REBOUNDS OFF-DEF	TOT-AVG	PF-FO	A	TO	BLK	ST	PTS-AVG
at Central Florida	11-19-99	1-0	1	0-0	.000	0-0	.000	0-0	.000	0-0	0-0.0	0-0	0	0	0	0	0-0.0
GEORGETOWN	2-7-00	1-0	3	0-2	.000	0-1	.000	0-0	.000	0-0	0-0.0	0-0	0	0	0	0	0-0.0
Totals		**2-0**	**4**	**0-2**	**.000**	**0-1**	**.000**	**0-0**	**.000**	**0-0**	**0-0.0**	**0-0**	**0**	**0**	**0**	**0**	**0-0.0**

1999-00 Individual Statistics

#45 John Salmons

OPPONENT	DATE	GP-GS	MIN	TOTAL FG-FGA	PCT	3-POINTERS FG-FGA	PCT	FT-FTA	PCT	REBOUNDS OFF-DEF	TOT-AVG	PF-FO	A	TO	BLK	ST	PTS--AVG
at Central Florida	11-19-99	1-1	29	2-7	.286	1-5	.200	0-0	.000	1-5	6-6.0	1-0	0	3	1	0	5-5.0
MONMOUTH	11-23-99	1-1	33	3-7	.429	0-2	.000	4-6	.667	5-2	7-6.5	1-0	3	0	0	1	10-7.5
BETHUNE-COOKMAN	11-30-99	1-1	29	3-5	.600	2-4	.500	6-7	.857	0-3	3-5.3	4-0	1	5	2	1	14-9.7
at Memphis	12-4-99	1-1	29	2-4	.500	0-1	.000	0-1	.000	2-2	4-5.0	4-0	4	1	0	0	4-8.3
UNC CHARLOTTE	12-7-99	1-1	23	4-8	.500	2-5	.400	1-1	1.00	1-0	1-4.2	3-0	0	2	1	2	11-8.8
HARTFORD	12-11-99	1-1	23	4-9	.444	1-3	.333	4-4	1.00	2-3	5-4.3	3-0	0	3	0	2	13-9.5
NORTH CAROLINA	12-18-99	1-1	32	6-11	.545	3-6	.500	0-0	.000	4-3	7-4.7	3-0	5	2	1	2	15-10.3
vs Louisiana-Lafaye	12-20-99	1-1	35	3-10	.300	1-4	.250	0-0	.000	2-1	3-4.5	3-0	1	5	0	3	7-9.9
vs Detroit Mercy	12-21-99	1-1	39	5-9	.556	1-1	1.00	2-4	.500	5-2	7-4.8	4-0	0	1	0	0	13-10.2
vs Illinois State	12-22-99	1-1	37	6-11	.545	1-4	.250	3-3	1.00	3-2	5-4.8	3-0	3	1	1	2	16-10.8
FLORIDA ATLANTIC	12-27-99	1-1	30	6-10	.600	2-4	.500	3-3	1.00	3-0	3-4.6	3-0	3	3	0	2	17-11.4
QUINNIPIAC	12-29-99	1-1	35	2-6	.333	0-3	.000	4-4	1.00	5-3	8-4.9	1-0	1	2	3	1	8-11.1
WEST VIRGINIA	1-5-00	1-1	35	0-4	.000	0-2	.000	4-4	1.00	0-1	1-4.6	3-0	7	1	0	1	4-10.5
SYRACUSE	1-8-00	1-1	39	3-12	.250	1-5	.200	5-8	.625	3-4	7-4.8	2-0	2	3	0	3	12-10.6
at Seton Hall	1-11-00	1-1	28	2-3	.667	1-1	1.00	1-2	.500	0-0	0-4.5	4-0	3	1	0	0	6-10.3
at Georgetown	1-15-00	1-1	31	4-8	.500	1-2	.500	1-2	.500	1-4	5-4.5	3-0	0	2	0	4	10-10.3
at Villanova	1-17-00	1-1	32	7-13	.538	1-3	.333	4-5	.800	7-3	10-4.8	4-0	0	1	0	3	19-10.8
BOSTON COLLEGE	1-22-00	1-1	33	1-4	.250	0-2	.000	2-2	1.00	1-6	7-4.9	3-0	1	3	0	2	4-10.4
at Notre Dame	1-25-00	1-1	30	3-6	.500	0-0	.000	4-4	1.00	1-4	5-4.9	3-0	1	2	0	1	10-10.4
KENTUCKY	1-29-00	1-1	27	1-5	.200	0-1	.000	0-2	.000	2-2	4-4.9	4-0	4	0	0	1	2-10.0
PITTSBURGH	2-1-00	1-1	32	3-5	.600	0-0	.000	0-0	.000	2-1	3-4.8	4-0	2	3	0	2	6-9.8
at Rutgers	2-5-00	1-1	34	2-4	.500	0-0	.000	2-2	1.00	5-5	10-5.0	0-0	0	1	0	2	6-9.6
GEORGETOWN	2-7-00	1-1	24	3-6	.500	1-1	1.00	3-4	.750	2-4	6-5.1	4-0	0	3	0	1	10-9.7
PROVIDENCE	2-16-00	1-1	39	5-10	.500	1-4	.250	0-0	.000	6-5	11-5.3	0-0	1	0	0	4	11-9.7
at Connecticut	2-19-00	1-1	39	4-9	.444	0-3	.000	3-3	1.00	3-5	8-5.4	2-0	2	1	4	2	11-9.8
at West Virginia	2-22-00	1-1	35	4-7	.571	2-3	.667	0-0	.000	3-4	7-5.5	2-0	4	4	2	4	10-9.8
NOTRE DAME	2-26-00	1-1	40	3-9	.333	2-4	.500	4-5	.800	1-1	2-5.4	1-0	3	2	1	0	12-9.9
at Pittsburgh	2-29-00	1-1	29	1-4	.250	0-2	.000	0-0	.000	0-2	2-5.3	2-0	4	1	0	1	2-9.6
ST. JOHN'S	3-5-00	1-1	30	1-5	.200	0-1	.000	0-0	.000	4-7	11-5.4	5-1	0	1	1	0	2-9.3
vs Notre Dame	3-9-00	1-1	35	1-3	.333	0-1	.000	1-2	.500	0-3	3-5.4	2-0	2	2	0	1	3-9.1
vs St. John's	3-10-00	1-1	31	2-5	.400	2-4	.500	2-2	1.00	1-5	6-5.4	5-1	1	1	0	1	8-9.1
vs Arkansas	3-17-00	1-1	33	6-8	.750	1-1	1.00	3-4	.750	1-5	6-5.4	3-0	1	2	2	0	16-9.3
vs Ohio State	3-19-00	1-1	39	3-5	.600	1-2	.500	6-6	1.00	1-3	4-5.4	2-0	5	2	1	0	13-9.4
vs Tulsa	3-24-00	1-1	35	4-8	.500	1-1	1.00	1-2	.500	3-2	5-5.4	2-0	2	3	0	1	10-9.4
Totals		**34-34**	**1104**	**109-240**	**.454**	**29-85**	**.341**	**73-92**	**.793**	**80-102**	**182-5.4**	**93-2**	**66**	**67**	**20**	**50**	**320-9.4**

#03 Michael Simmons

OPPONENT	DATE	GP-GS	MIN	TOTAL FG-FGA	PCT	3-POINTERS FG-FGA	PCT	FT-FTA	PCT	REBOUNDS OFF-DEF	TOT-AVG	PF-FO	A	TO	BLK	ST	PTS--AVG
UNC CHARLOTTE	12-7-99	1-0	11	0-1	.000	0-1	.000	0-0	.000	1-2	3-3.0	1-0	1	3	0	1	0-0.0
HARTFORD	12-11-99	1-0	15	3-3	1.00	1-1	1.00	0-0	.000	1-2	3-3.0	3-0	2	0	0	0	7-3.5
NORTH CAROLINA	12-18-99	1-0	17	0-1	.000	0-0	.000	0-0	.000	0-1	1-2.3	1-0	1	0	0	1	0-2.3
Totals		**3-0**	**43**	**3-5**	**.600**	**1-2**	**.500**	**0-0**	**.000**	**2-5**	**7-2.3**	**5-0**	**4**	**3**	**0**	**2**	**7-2.3**

1999-00 Individual Statistics

#25 Elton Tyler

OPPONENT	DATE	GP-GS	MIN	TOTAL FG-FGA	PCT	3-POINTERS FG-FGA	PCT	FT-FTA	PCT	REBOUNDS OFF-DEF	TOT-AVG	PF-FO	A	TO	BLK	ST	PTS--AVG
at Central Florida	11-19-99	1-1	26	2-4	.500	0-0	.000	10-13	.769	3-2	5-5.0	1-0	0	1	1	1	14-14.0
MONMOUTH	11-23-99	1-1	30	5-9	.556	1-1	1.00	0-0	.000	1-5	6-5.5	3-0	2	0	1	1	11-12.5
BETHUNE-COOKMAN	11-30-99	1-1	28	9-12	.750	0-0	.000	9-10	.900	4-6	10-7.0	3-0	1	2	0	2	27-17.3
at Memphis	12-4-99	1-1	28	5-8	.625	0-0	.000	1-2	.500	4-5	9-7.5	3-0	0	6	1	0	11-15.8
UNC CHARLOTTE	12-7-99	1-1	28	3-6	.500	0-1	.000	3-4	.750	6-0	6-7.2	1-0	2	0	1	0	9-14.4
HARTFORD	12-11-99	1-1	19	4-5	.800	0-0	.000	0-0	.000	1-4	5-6.8	2-0	2	5	1	0	8-13.3
NORTH CAROLINA	12-18-99	1-1	23	2-4	.500	0-0	.000	2-2	1.00	1-7	8-7.0	2-0	1	0	1	0	6-12.3
vs Louisiana-Lafaye	12-20-99	1-1	21	3-7	.429	0-0	.000	2-3	.667	1-0	1-6.3	4-0	0	2	1	1	8-11.8
vs Detroit Mercy	12-21-99	1-1	21	1-4	.250	0-1	.000	3-3	1.00	1-3	4-6.0	2-0	1	4	1	1	5-11.0
vs Illinois State	12-22-99	1-1	21	5-9	.556	0-0	.000	0-0	.000	2-0	2-5.6	3-0	1	2	1	1	10-10.9
FLORIDA ATLANTIC	12-27-99	1-1	18	5-5	1.00	0-0	.000	0-1	.000	1-3	4-5.5	2-0	1	2	1	0	10-10.8
QUINNIPIAC	12-29-99	1-1	29	3-6	.500	0-0	.000	3-5	.600	1-5	6-5.5	1-0	6	0	3	1	9-10.7
WEST VIRGINIA	1-5-00	1-1	28	3-4	.750	0-0	.000	3-4	.750	2-3	5-5.5	3-0	0	1	2	0	9-10.5
SYRACUSE	1-8-00	1-1	25	4-6	.667	0-0	.000	1-2	.500	3-6	9-5.7	3-0	0	1	0	1	9-10.4
at Seton Hall	1-11-00	1-1	23	2-9	.222	0-0	.000	1-2	.500	1-5	6-5.7	1-0	2	2	0	1	5-10.1
at Georgetown	1-15-00	1-1	33	9-12	.750	0-0	.000	0-2	.000	2-5	7-5.8	4-0	1	4	4	1	18-10.6
at Villanova	1-17-00	1-1	31	2-3	.667	0-0	.000	3-4	.750	1-3	4-5.7	3-0	0	1	2	1	7-10.4
BOSTON COLLEGE	1-22-00	1-1	26	1-9	.111	0-1	.000	0-0	.000	2-4	6-5.7	4-0	3	1	1	2	2-9.9
at Notre Dame	1-25-00	1-1	24	3-6	.500	0-0	.000	0-0	.000	1-3	4-5.6	5-1	1	3	0	1	6-9.7
KENTUCKY	1-29-00	1-1	31	6-9	.667	0-0	.000	1-1	1.00	2-1	3-5.5	2-0	0	0	2	2	13-9.9
PITTSBURGH	2-1-00	1-1	24	4-5	.800	0-0	.000	0-1	.000	1-2	3-5.4	5-1	0	2	1	0	8-9.8
at Rutgers	2-5-00	1-1	28	6-18	.333	0-0	.000	0-2	.000	6-3	9-5.5	1-0	0	0	1	2	12-9.9
GEORGETOWN	2-7-00	1-1	20	2-4	.500	0-0	.000	4-4	1.00	6-2	8-5.7	3-0	0	1	1	0	8-9.8
PROVIDENCE	2-16-00	1-1	33	2-11	.182	0-0	.000	2-2	1.00	3-3	6-5.7	2-0	2	2	1	0	6-9.6
at Connecticut	2-19-00	1-1	33	8-12	.667	0-0	.000	6-6	1.00	1-0	1-5.5	1-0	0	1	0	0	22-10.1
at West Virginia	2-22-00	1-1	19	0-2	.000	0-0	.000	2-2	1.00	0-0	0-5.3	4-0	2	1	0	1	2-9.8
NOTRE DAME	2-26-00	1-1	23	1-4	.250	0-0	.000	4-4	1.00	0-4	4-5.2	2-0	0	2	2	1	6-9.7
at Pittsburgh	2-29-00	1-1	17	2-4	.500	0-0	.000	0-0	.000	1-2	3-5.1	2-0	1	0	1	0	4-9.5
ST. JOHN'S	3-5-00	1-1	28	6-7	.857	0-0	.000	8-10	.800	2-6	8-5.2	4-0	2	1	2	0	20-9.8
vs Notre Dame	3-9-00	1-1	28	7-12	.583	0-0	.000	0-0	.000	5-2	7-5.3	1-0	0	5	0	0	14-10.0
vs St. John's	3-10-00	1-1	28	7-12	.583	0-0	.000	1-2	.500	4-4	8-5.4	1-0	0	3	1	0	15-10.1
vs Arkansas	3-17-00	1-1	32	2-9	.222	0-0	.000	5-6	.833	2-6	8-5.5	1-0	2	3	0	1	9-10.1
vs Ohio State	3-19-00	1-1	33	7-13	.538	0-0	.000	6-6	1.00	2-7	9-5.6	4-0	1	1	0	1	20-10.4
vs Tulsa	3-24-00	1-1	18	0-6	.000	0-0	.000	0-0	.000	1-1	2-5.5	4-0	0	3	0	2	0-10.1
Totals		**34-34**	**877**	**131-256**	**.512**	**1-4**	**.250**	**80-103**	**.777**	**74-112**	**186-5.5**	**87-2**	**34**	**62**	**34**	**25**	**343-10.1**

#34 Dwayne Wimbley

OPPONENT	DATE	GP-GS	MIN	TOTAL FG-FGA	PCT	3-POINTERS FG-FGA	PCT	FT-FTA	PCT	REBOUNDS OFF-DEF	TOT-AVG	PF-FO	A	TO	BLK	ST	PTS--AVG
at Central Florida	11-19-99	1-0	7	0-2	.000	0-0	.000	0-0	.000	0-1	1-1.0	3-0	0	0	0	0	0-0.0
MONMOUTH	11-23-99	0-0	DNP - Injury														
BETHUNE-COOKMAN	11-30-99	1-0	18	4-8	.500	0-0	.000	0-0	.000	3-4	7-4.0	1-0	0	3	0	2	8-4.0
at Memphis	12-4-99	1-0	11	3-4	.750	0-0	.000	0-1	.000	5-1	6-4.7	2-0	0	0	0	0	6-4.7
UNC CHARLOTTE	12-7-99	1-0	13	1-2	.500	0-0	.000	1-2	.500	1-1	2-4.0	2-0	0	0	0	0	3-4.3
HARTFORD	12-11-99	1-0	18	0-3	.000	0-0	.000	1-2	.500	1-3	4-4.0	1-0	1	0	0	2	1-3.6
NORTH CAROLINA	12-18-99	1-0	14	1-1	1.00	0-0	.000	1-2	.500	1-3	4-4.0	4-0	0	0	1	0	3-3.5
vs Louisiana-Lafaye	12-20-99	1-0	19	3-3	1.00	0-0	.000	0-1	.000	1-2	3-3.9	0-0	0	2	0	1	6-3.9
vs Detroit Mercy	12-21-99	1-0	11	0-0	.000	0-0	.000	2-2	1.00	2-3	5-4.0	2-0	1	3	1	0	2-3.6
vs Illinois State	12-22-99	1-0	14	3-7	.429	0-0	.000	0-0	.000	1-2	3-3.9	2-0	0	0	0	0	6-3.9
FLORIDA ATLANTIC	12-27-99	1-0	20	4-4	1.00	0-0	.000	2-4	.500	2-5	7-4.2	2-0	0	1	0	0	10-4.5
QUINNIPIAC	12-29-99	1-0	17	0-1	.000	0-0	.000	2-4	.500	2-2	4-4.2	0-0	1	1	2	1	2-4.3
WEST VIRGINIA	1-5-00	1-0	14	2-2	1.00	0-0	.000	0-0	.000	0-2	2-4.0	0-0	0	0	2	0	4-4.3
SYRACUSE	1-8-00	1-0	10	0-2	.000	0-0	.000	0-0	.000	0-0	0-3.7	1-0	1	1	0	1	0-3.9
at Seton Hall	1-11-00	1-0	8	0-3	.000	0-0	.000	0-0	.000	2-1	3-3.6	0-0	0	0	0	1	0-3.6
at Georgetown	1-15-00	1-0	16	0-3	.000	0-0	.000	0-0	.000	2-3	5-3.7	3-0	0	3	0	0	0-3.4
at Villanova	1-17-00	1-0	15	1-2	.500	0-0	.000	0-0	.000	1-3	4-3.8	2-0	1	0	1	0	2-3.3
BOSTON COLLEGE	1-22-00	1-0	13	1-2	.500	0-0	.000	0-0	.000	2-0	2-3.6	2-0	1	0	0	0	2-3.2
at Notre Dame	1-25-00	1-0	23	1-2	.500	0-0	.000	0-0	.000	3-6	9-3.9	3-0	0	0	1	1	2-3.2
KENTUCKY	1-29-00	1-0	15	1-1	1.00	0-0	.000	0-0	.000	2-1	3-3.9	1-0	0	0	2	0	2-3.1
PITTSBURGH	2-1-00	1-0	20	1-6	.167	0-0	.000	2-2	1.00	3-6	9-4.2	0-0	1	4	2	1	4-3.2
at Rutgers	2-5-00	1-0	10	0-2	.000	0-0	.000	0-0	.000	3-1	4-4.1	3-0	1	3	0	0	0-3.0
GEORGETOWN	2-7-00	1-0	11	1-3	.333	0-0	.000	4-6	.667	1-4	5-4.2	2-0	0	1	0	0	6-3.1
PROVIDENCE	2-16-00	1-0	14	1-2	.500	0-0	.000	1-2	.500	0-0	0-4.0	1-0	0	2	1	0	3-3.1
at Connecticut	2-19-00	1-0	15	1-8	.125	0-0	.000	1-2	.500	4-1	5-4.0	0-0	1	0	0	0	3-3.1
at West Virginia	2-22-00	1-0	14	1-3	.333	0-0	.000	0-0	.000	2-5	7-4.2	2-0	0	1	1	0	2-3.1
NOTRE DAME	2-26-00	1-0	10	0-1	.000	0-0	.000	1-2	.500	2-1	3-4.1	2-0	0	2	0	1	1-3.0
at Pittsburgh	2-29-00	1-0	10	1-2	.500	0-0	.000	0-0	.000	0-2	2-4.0	2-0	0	0	0	1	2-3.0
ST. JOHN'S	3-5-00	1-0	13	2-8	.250	0-0	.000	0-1	.000	3-1	4-4.0	2-0	0	0	2	0	4-3.0
vs Notre Dame	3-9-00	1-0	12	2-3	.667	0-0	.000	0-0	.000	0-2	2-4.0	2-0	2	1	0	0	4-3.0
vs St. John's	3-10-00	1-0	9	0-0	.000	0-0	.000	0-0	.000	0-1	1-3.9	2-0	0	0	0	0	0-2.9
vs Arkansas	3-17-00	1-0	12	2-6	.333	0-0	.000	0-1	.000	3-4	7-4.0	1-0	1	0	0	0	4-3.0
vs Ohio State	3-19-00	1-0	9	1-3	.333	0-0	.000	0-0	.000	1-3	4-4.0	1-0	0	2	0	0	2-2.9
vs Tulsa	3-24-00	1-0	15	1-5	.200	0-0	.000	1-2	.500	1-2	3-3.9	2-0	0	1	1	0	3-2.9
Totals		**33-0**	**450**	**39-104**	**.375**	**0-0**	**.000**	**19-36**	**.528**	**54-76**	**130-3.9**	**53-0**	**12**	**31**	**17**	**12**	**97-2.9**



HISTORY

University of Miami Hurricanes

It lay silent for 14 years. Collecting dust and going unnoticed, the Miami basketball program was the Rip VanWinkle of college basketball from 1971 to 1985. Now, Hurricane Basketball is back. In a big way.

Since 1985 the Miami program has undergone such dramatic and frequent changes, it seemed that the Hurricanes were continually entering "a new era." First came the "Era of Miami Basketball" itself. Then came the "Bill Foster Era," followed by the "Tito Horford Era," "The Leonard Hamilton Era," "The BIG EAST Era," and now the "Perry Clark Era."

With the entry into the BIG EAST Conference in 1991, the University of Miami not only shed its previous life-long status as an independent, it entered the ranks of the most competitive and successful basketball conference in the nation.

The road to conference affiliation in the BIG EAST has not been an easy one for those who have thirsted for basketball in this continually prospering section of the country. Moreover, the previous path traveled by Miami basketball players, coaches and fans was dotted by flashes of brilliance, color and sometimes disappointment.

Here is a capsule summary of the 74 years of Miami basketball that have intermittently played a part in the history of the athletic program at the University and its neighboring community.

The 1920s: Miami's First Time

- The Hurricanes fielded a freshman team in **1926-27**, finishing 7-1 under **Head Coach Art Webb**.
- In 1927-28, the first official varsity basketball team at the University of Miami posted an 8-4 mark, knocking off **Rollins, 51-15**, in the opener.

The 1930s: A Missing Link

- Miami records list no official results from 1932 through 1938. During that period of time, representatives from the school played local AAU and church sponsored teams under **Coach Tom McCann**.
- The Hurricanes returned to intercollegiate competition in the 1938-39 season, posting a 4-6 record under **Head Coach Hart Morris**.

The 1940s: World War II Stops Play

- Like many other institutions across the nation, Miami dropped intercollegiate basketball during the war years of **1942-1945**.



Coach Hart Morris

- Morris returned as head coach along with the program in 1946 and was the UM mentor until 1952 when Dave Wike took over for a two-year stint as the UM coach.

The 1950s: UM's Glory Years

- In 1954, the University named **Bruce Hale** as its head basketball coach. The retired Air Force captain and former professional basketball star held the UM head coaching post for 13 seasons, leading the Hurricane program through its glory years of intercollegiate basketball. Before the end of Hale's tenure in 1967, the Hurricanes won 220 games and lost 112 for a .663 winning percentage. Hale's first Miami team turned in a 9-11 record, but there were no other losing campaigns in the next 12 years. The streak of non-losing seasons extended through the 1968-69 season – marking 14 consecutive campaigns of .500 basketball or better for UM.
- Hale's **1959-60** club was the first UM men's basketball team to advance to the **NCAA Tournament and finish the season ranked in the Associated Press Top 10**. That 1959-60 edition ran its record to 23-3 before bowing to Western Kentucky, 107-84, in the first round of the tournament.
- During that historic '59-60 NCAA Tournament year, junior guard **Dick Hickox** became the first UM basketball player to earn All-America recognition. Hickox averaged 22.1 points per game during that season en route to becoming a second-team AP and UPI All-American.

The 1960s: Rick Barry's All-American Years

- The Dick Hickox-led Hurricanes of **1960-61** returned to post-season play — falling in the first round of the **NIT** to **St. Louis, 58-56**. The 1960-61 squad compiled a 20-7 record.
- In **1962-63**, Miami advanced to the second round of the **NIT** before falling to **Providence, 106-96**. An opening round NIT victory over **St. Francis (NY), 71-70**, marks the only Miami victory to date in post-season play.



The 1928-29 Miami Hurricanes recorded a 13-6 overall record.

- From **1962 through 1965**, Miami recorded three consecutive 20-win seasons, rolling up a composite record of 65-16. The star of these Hurricane glory teams was a brilliant scorer named **Rick Barry**.
- **In 1964-65, Barry** became the Hurricanes' only **consensus All-America** selection. The 6-7, 200-pound native of Roselle Park, New Jersey led the nation in scoring with a 37.4 average in his senior season. He went on to become the only player in basketball history to win single-season scoring titles in the NCAA, ABA and NBA. He was inducted into the Basketball Hall of Fame in Springfield, MA, in 1986.
- The **1964-65** Miami squad, led by Barry's scoring brilliance, established a new **NCAA scoring record** by averaging **98.4 points per game**. The 'Canes, however, were not allowed to participate in the NCAA Tournament that year — after posting a 22-4 record — because of recruiting violations.
- Bruce Hale resigned after 1966-67 and assistant **Ron Godfrey** assumed the head coaching responsibilities.



Rick Barry
UM's 1st Consensus All-American (1962-65)

The 1970s: First Era Ends

- **Don Curnutt** closed out his Miami basketball career in **1970** as the Hurricanes' third and last player to receive All-America recognition.
- **February 27, 1971 — The last victory by a University of Miami men's basketball team for 14 years** came in the second to the last game of the season, a 100-94 triumph over **Florida State** at home in the **Dinner Key Auditorium.** The 'Canes shot a season-high 62.5 percent from the floor as all five Miami starters scored in double figures.

University of Miami Hurricanes

"This is an exciting day for the University and for the athletic program," **UM President Edward T. Foote II** said. "And we are keeping in mind the priorities of academics first and athletics second ... we are pleased that the changes in the economics of intercollegiate basketball allow the University to resurrect one of the country's most popular sports. We look forward to welcoming these Hurricanes home again."

In 1984: Foster Hired As Coach

- **March 21, 1984 — Bill Foster**, a 47-year-old native of Hemingway, South Carolina was named the seventh men's basketball coach at the University of Miami. Foster came to Miami after 19 years as a head coach at three different institutions: Shorter College, North Carolina-Charlotte and Clemson. Foster also announced on this day that **Clint Bryant**, a long-time assistant at Clemson, would also join the Miami staff in a similar capacity.
- **April 9, 1984** – Bill Foster announced the hiring of a second assistant coach, **Seth Greenberg**, who was serving as an assistant coach to Terry Holland at the University of Virginia.
- **April 16, 1984 – Tim Harvey**, a 6-10, 240-pound center, became the first basketball player to commit to the University of Miami in over 14 years. The Plainfield, New Jersey native announced that he would transfer to Miami after spending two seasons in the Georgia Tech program.
- **July 1, 1984** – A third assistant coach was hired to complete the basketball staff as Miami native **Cesar Odio** returned home after serving as an assistant coach at his alma mater, Florida Southern College.
- **October 11, 1984** – Nearly one full year after the announcement that basketball would return to the University, Athletic Director Sam Jankovich announced that a million dollar-plus practice facility would be constructed on the Coral Gables campus. The new all purpose structure – located between the Hecht Athletic Center and the Greentree Track would be funded through a gift from the **James L. Knight Charitable Trust.**
- The first phase of the 1985-86 basketball schedule was also announced on this day, and the line-up included such perennial powers as North Carolina, Georgia, Notre Dame, Marquette and Dayton.
- **October 15, 1984** – The first men's basketball practice session in over twelve years was held on the patio in the center of campus. More than 200 members of the student body participated.

In 1985: With Everything In Place, Miami Tips Off Again

- **April 25, 1985** – Foster announced that the UM's 1985-86 basketball roster would include nine freshmen, one sophomore and one junior as the spring signing period ends for NCAA basketball.
- **August 16, 1985** – Athletic Director Sam Jankovich announced that the 1985-86 basketball schedule had been completed and that network television cover-

- **March 1, 1971** — After posting a four-year record of 47-56 at Miami, **Ron Godfrey resigned** his post as head basketball coach, effective following Miami's final game of the season against nationally ranked Jacksonville.
- **March 2, 1971 — The last game played by a University of Miami men's team until 1985** took place at the Dinner Key Auditorium where one of the largest UM home crowds in years turned out to see the Hurricanes host nationally ranked Jacksonville. The Dolphins handed Miami a 94-75 loss that remained as UM's last contest for the next 14 years.
- **April 22, 1971** — The University of Miami Board of Trustees voted to drop the sport "temporarily until such time as a permanent field house can be constructed on the main campus." Sagging attendance figures and serious financial losses were also believed to contribute to the discontinuation of basketball at UM.

In 1983: UM Commits To Rebuild

- **July 15, 1983** — Sam Jankovich was named athletic director at the University of Miami. Coming to UM after a successful stint as the athletic director at Washington State, Jankovich immediately announced that the resurrection of men's basketball at Miami would be his primary priority in the early months of his tenure, enabling UM to have "one of the nation's most complete and visible overall programs in the country.
- **October 12, 1983** — The University of Miami Board of Trustees unanimously voted to reinstate men's basketball at the University of Miami. The Board made the decision after reviewing a report submitted by newly hired Athletic Director Sam Jankovich which stated that men's basketball can be a revenue-producing venture. Moreover, nearly $500,000 had already been raised in support of bringing basketball back to the University. It was also announced that the Hurricanes would be ready to compete on the **Division I level in the 1985-86 season**, and the downtown **James L. Knight Center** was home for the reborn program.



Dick Hickox was named UM's first All-American in 1960. He led UM to a 23-3 record, the Hurricanes' first NCAA tournament and the school's only final regular-season Associated Press Top 10 ranking.

age of the Hurricane program would include two games to be broadcast by **CBS (Arizona) and ESPN (Notre Dame).**

- Jankovich also announced the completion of a local television schedule **(on WBFS-Channel 33)** that would bring all nine UM road games back to Miami by way of live local broadcasts. Channel 33 would also carry selected home games in the Knight Center.
- **WIOD Radio,** the radio voice of UM football and baseball would also carry all Hurricane basketball games with veteran Hurricane announcer **Sonny Hirsch** at the microphone.
- **October 15, 1985** – Basketball practice officially begins at the University of Miami in the Knight Sports Complex.
- **November 12, 1985 – The Knight Sports Complex** was dedicated at a gala banquet that was held on the basketball courts of the new structure. **CBS basketball analyst Billy Packer** served as the evening's guest speaker for an event which welcomed over 500 guests to the on-campus home of Hurricane basketball. The facility now serves as the practice home to the men's and women's basketball programs while also housing the men's basketball coaching staff offices. In addition, the Knight Sports Complex enabled the athletic program to more than double the size of the existing strength room, while also providing meeting rooms and lecture rooms for all of Miami's student athletes. The structure is located between the Hecht Athletic Center and the Greentree Track.
- **November 22, 1985** – The brand new era of Hurricane basketball was ushered in by a young UM squad which defeated **The Citadel, 85-77**, in front of a sellout crowd of 4,984 at the Knight Center. **Dennis Burns (24 points), Kevin Presto (22) and Eric Brown (21)** combined to lead the Miami offense, while **Bryan Hughes** enjoyed the distinction of scoring Miami's first point in 14 years (a free throw with 18:34 remaining in the first half).
- **November 30, 1985** – Miami stuns 1985 NCAA Tourney participant Georgia with a thrilling 81-78 victory to capture the first **AMI Classic Championship** at the James L. Knight Center.



As a second-team All-American, Don Curnutt's career came to an end in the 1970s, so did Miami's first era of basketball.

End of the 1980s:UM Moves Forward, Upsets Top 20 Teams

- **March 5, 1986** – An 84-62 loss to Marquette in Milwaukee closed the Hurricanes' first season since 1970-71. Miami finished the year with a 14-14 record, giving Bill Foster his 19th non-losing record in 20 years as a collegiate head coach.
- **The 1986-87 season** – Though still considered **"America's Youngest Team,"** Miami compiled a 15-16 slate – recording upset victories over Marquette, Stanford and Florida State, while losing by only four points to future BIG EAST foe Providence – a team that advanced to the NCAA Final Four.
- **The 1987-88 season** – Thrilling victories over both Providence and Virginia Commonwealth propelled the 'Canes to continued improvement with a 17-14 record. Following the season, center **Tito Horford** announced his intention to enter the NBA Draft without completing his final two seasons of eligibility. Miami was left with anything but a depleted roster as ten lettermen, including eight seniors, returned for UM's fourth season.
- **April 12, 1988** – Athletic Director Sam Jankovich announces plans to move Hurricane Basketball to the new $56 million Miami Arena. Also home to the NBA's Miami Heat, the state-of-the-art basketball facility signifies a new era in the rise of South Florida basketball.
- **December 10, 1988** – A crowd of 6,654 watches the Hurricanes run neck-and-neck for 40 minutes with ACC powerhouse Duke. Blue Devil **Danny Ferry** needs a superhuman performance to stop the 'Canes as he connects on 23 of 26 shots en route to 58 points. Ferry later calls Miami "a definite Top 40 team."
- **January 12, 1989 – Joel Warren's free throw,** his only point of the evening, with two seconds remaining clinches Miami's first victory over a Top 20 team as the **'Canes upset defending national champion** and No. 16-ranked Kansas, 87-86, at the Miami Arena.
- **March 6, 1989** – The Hurricanes post an 89-82 win over Florida International University in the first annual Carnival Miami Cup. The win leaves Miami with a 19-12 slate, good enough for the best record in 24 years and ten seasons at Miami. **Eric Brown** ends his brilliant Miami career with 2,270 career points, just 28 back of All-America Rick Barry's Hurricane record of 2,298.
- **December 6, 1989** – Miami hands an 87-82 loss to eventual NCAA tournament participant University of Dayton as a Hurricane squad that includes six freshmen and no seniors jumps out with three consecutive wins to start the season.

In 1990: Hamilton Hired, UM Joins The BIG EAST

- **January 18, 1990** – Nearly 5,000 fans turn out to watch one of the most exciting Hurricane games ever as Miami edges Florida State in two OTs, 101-97.
- **February 19, 1990** – Miami storms back to post a 62-59 victory over the University of Florida, ending the Gators 11-game win streak over the 'Canes that began during the 1964-65 season.
- **March 6, 1990** – The Hurricanes send Head Coach Bill Foster out on a winning note as one of the most successful and respected collegiate coaches in the nation leaves Miami following an 83-55 win over Florida International. Foster's six-year rebuilding record at Miami stands at 78-71 (.523) while his overall career mark tallies up to 431-247 (.636) in 24 seasons.



Former Athletic Director Sam Jankovich (left) announces the hiring of Coach Bill Foster on March 21, 1984.

- **April 2, 1990** – UM Athletic Director Sam Jankovich ends a national search for a new coach that spanned an entire season with the hiring of **Leonard Hamilton** from Oklahoma State University. "After meeting with Leonard Hamilton for just five minutes," said Jankovich, "with that smile and that enthusiasm, there was no question who I wanted as coach of the University of Miami."



The late James L. Knight and the late James McLamore, Chairman of the UM Board of Trustees at the dedication of the Knight Sports Complex.

University of Miami Hurricanes

HISTORY



Dennis Burns thrilled fans on opening night with five dunks.

- **October 10, 1990** – On the combined recommendation of President Edward T. Foote and Athletic Director Sam Jankovich, the **University's Board of Trustees unanimously votes to accept an invitation to become the tenth member of the BIG EAST Conference.** The Hurricane Basketball program will begin BIG EAST play in the 1991-92 season.
- **December 28, 1990** – The Hurricanes rebound from back-to-back double overtime defeats to upset No. 28-ranked Mississippi State, 74-67, in the consolation contest of the Eastern Airlines Palm Beach Classic. **Joe Wylie** is voted to the all-tournament squad after breaking seven tourney records including total points with 60 in the two games.
- **January 3, 1991** – Joe Wylie becomes the 17th player in the history of UM basketball to score 1,000 career points. Wylie would later go on to finish his UM career ranked No. 8 for both scoring and rebounding in the UM record books.
- **March 6, 1991** – Leonard Hamilton's inaugural season ends with a 9-19 won-lost mark. However, there were large doses of success layden throughout the year as the 'Canes were victorious in six of their final nine contests and finished ranked No. 128 in the USA Today computer rankings – Miami's highest finish since the rebirth of the program (including 1988-89 when the 'Canes produced a 19-12 record).



Rick Barry addressed the opening night sellout crowd of 4, 984.

- **April 10, 1991** – Leonard Hamilton's first recruiting class is completed with the signing of Ochiel Swaby of Miami, the nation's leading HS scorer with 47.1 points per game. Added to Hamilton's three signees in the Fall of 1990 – Michael Gardner of Fredericksburg, VA, Pat Lawrence of St. Petersburg and 7'3" Constantin Popa of Bucharest, Romanina – the freshmen class for the 1991-92 season is ranked in the Top 25.
- **January 2, 1992** – Miami tips off in its inaugural BIG EAST contest at the University of Connecticut's Gampel Pavilion. It is a baptism by fire for the young Hurricanes as the game at UConn is the first of four consecutive conference games in 10 days for Miami.
- **January 14, 1992** – In the first home conference game in UM history, the Hurricanes shock the nation with a stunning 45-42 upset of perennial BIG EAST power St. John's. The UM victory would ultimately cost the Redmen the outright conference championship as they completed the regular season in a tie with Georgetown and Seton Hall.
- **March 12, 1992** – Miami turns the Big Apple upside down with a convincing 83-71 victory over Pittsburgh in the BIG EAST Tournament at Madison Square Garden. The Panthers had beaten Miami in the two regular-season contests by a total of 52 points, but Jerome Scott (30 points) and Trevor Burton (25 points) led a spirited Miami squad past Pitt and into the second round of the conference showcase. Earning the respect of the league and nation, Miami led Georgetown, 34-33, at the half of their quarterfinal contest before dropping a 77-64 decision to the Hoyas. The 1-1 performance in New York ended the Hurricanes' 1991-92 campaign at 8-24. For his individual performance, **Jerome Scott is honored as a member of the BIG EAST All-Tournament Team.**
- **April 28, 1992** – Head Coach Leonard Hamilton takes another giant step in the development of Miami basketball with the completion of his second recruiting class. Six prep standouts, including Steven Edwards of Miami Senior High School, make up the new Hurricane class which is ranked No. 4 in the nation.
- **January 2, 1993** – For the second consecutive season, Miami opens its home BIG EAST schedule with a victory as the Hurricanes upset No. 10-ranked Georgetown, 80-69. The resounding victory marks the highest-ranked team the 'Canes have defeated since the rebirth of the program.
- **March 6, 1993** – Miami finishes the regular-season campaign with a thrilling 77-76 win over Villanova at the Miami Arena. The victory gives Miami a 7-2 record in home BIG EAST games and an increase of six victories over the Hurricanes' first season in conference play (1-17 to 7-11) to mark the third-largest jump in the win column in BIG EAST history.

In 1995: UM Enjoys a Banner Year

- **January 11, 1995** – Once again, St. John's is the victim as the Hurricanes enjoy a BIG EAST first. Miami stuns the Red Storm, 82-79, in a nationally televised game (ESPN) to record its first BIG EAST road victory. Freshman Kevin Norris led the way with a 21-point, eight-rebound performance which earned him BIG EAST Rookie of the Week honors.
- **February 4, 1995** – The Hurricanes prove they are one of the most improved teams in the nation with an impressive 67-61 win over 13th-ranked Georgetown in the Miami Arena. The victory is Miami's first over a nationally ranked opponent since an 82-77 win over 25th-ranked St. John's in February of 1993.
- **February 11, 1995 – Steven Edwards** buries a three-point field goal, the 171st trey of his career, just 39 seconds into the second half against Providence to become **UM's all-time leader in three-point field goals made.** UM defeats the Friars, 69-63, to earn its first BIG EAST Conference regular-season series sweep and in the process present Coach Leonard Hamilton his 100th career victory.
- **February 25, 1995** – UM comes back from five points down in the final minute to force overtime before eventually defeating Boston College, 77-71, at Conte Forum. The victory is UM's first BIG EAST overtime win.
- **February 28, 1995** – For the second consecutive game the Hurricanes overcome a five-point deficit in the final minute of regulation and record an overtime victory. The 76-68 win over Pittsburgh is the Hurricanes' ninth league victory of the season and assures them of their first .500 league season and puts UM over the .500 mark (9-8) for the first time in BIG EAST play. The win also assures Miami of at least a .500 overall season for the first time since the 1988-89 campaign.
- **March 4, 1995** – A record UM crowd of 11,263 pours into the Miami Arena to watch the Hurricanes take on fourth-ranked Connecticut in the regular-season finale. In the contest, Steven Edwards becomes the 20th player in UM history to top the 1,000-point plateau. Miami, which lost a tough 75-67 decision, finished

the season with a 9-9 record in BIG EAST play establishing a new conference record for single-season improvement. Miami's nine-win conference increase tied Louisiana Tech for the best conference improvement in the nation. Miami made a habit out of winning close games in 1995. The Hurricanes went 9-1 in 1995 in BIG EAST games decided by six points or less or in overtime.

- **March 6, 1995** – UM President Edward T. Foote II and Ryder System, Inc. Chairman, President and Chief Executive Officer M. Anthony Burns announce that **Ryder System, Inc. has committed approximately $9 million to the development of The RYDER Center**, an on-campus multipurpose facility which will serve as the future home of UM basketball.
- **March 9, 1995** – Head Coach Leonard Hamilton is named **BIG EAST Conference Coach of the Year.**
- **March 15, 1995** – UM makes its **first post-season appearance in 31 years** with a National Invitation Tournament contest at Penn State. The Nittany Lions need a big second half rally to record a 62-56 victory and eliminate the Hurricanes.
- **March 21, 1995** – Leonard Hamilton earns his second coach of the year honor as United Press International tabs **Hamilton National Coach of the Year.**
- **March 27, 1995** – Leonard Hamilton is rewarded for rebuilding the Hurricane program and is given a new four-year contract.
- **June 28, 1995 – Constantin Popa** becomes the 12th Hurricane to be **chosen in the NBA draft** as the Los Angeles Clippers select him in the second round with the 53rd overall pick.



January 2, 1992 - Gampel Pavilion - Storrs, CT, Constantin Popa takes the opening tip as Miami officially enters The BIG EAST Conference.

In The Mid Nineties: UM Moves Forward

- **January 3, 1996** – The Hurricanes opened the New Year in style cruising to a 75-66 victory in the Miami Arena over 11th-ranked Syracuse, the eventual NCAA Tournament runner-up. The 'Canes set a school BIG EAST record by connecting on 71.4 percent (20-28) of their field goal attempts in the second half. UM also set a school BIG EAST record for points in a half with 50 second-half points.
- **January 8, 1996** – The Hurricanes' game at Seton Hall was postponed due to the Blizzard of '96. The postponement was the first since the rebirth of the program in 1985. Four BIG EAST games were postponed due to the blizzard. Prior to those four contests only two games in the 17-year history of The BIG EAST had been postponed and all were due to inclement weather.
- **February 10, 1996 – Steven Edwards became The BIG EAST Conference all-time leader in three-point field goals made** in league play (167) when he connected on a trey with 5:39 left in UM's 62-58 loss to 21st-ranked Boston College. Edwards finished his career with 178 three-point field goals in BIG EAST play.
- **February 20, 1996 – Steve Rich** turned in one of the greatest individual performances in UM history, scoring **a career-high 43 points** and grabbing 13 rebounds as the 'Canes rallied from a 12-point second-half deficit to defeat St. John's, 96-91, in double overtime at the Miami Arena. Rich, who had 22 points in the second half, sent the game into overtime with a six-foot jumper with 3.6 seconds left in regulation. Rich also sent the game into double-overtime when he hit a free throw with 36 seconds remaining in the first extra session. He put UM ahead to stay with a pair of free throws with 3:52 remaining in the second overtime.
- **March 4, 1996 – Tim James** became the second Hurricane in the past two years to earn a spot on **The BIG EAST Conference All-Rookie team.**
- **March 7, 1996** – UM finishes the 1995-96 campaign with a 15-13 record for the second straight season.
- **January 11, 1997** - Kevin Norris hits two free throws with eight-tenths of a second remaining to give Miami a 61-59 upset win over ninth-ranked Villanova. The win was the Hurricanes first road win over a ranked opponent.
- **January 18, 1997** - Miami defeats Georgetown 68-65 (OT) giving the Hurricanes a regular-season sweep of the Hoyas.
- **January 22, 1997** - Miami knocks off Connecticut 69-46 marking the Hurricanes largest margin of victory in BIG EAST competition.
- **March 13, 1997** - Miami makes its second postseason appearance in three seasons with a National Invitation Tournament game at Michigan. The Wolverines shoot 60 percent from the field in defeating Miami 76-63.

In 1997-98: Miami Returns To NCAA Tournament

- **November 21, 1997** - Miami defeats 17th-ranked UNC Charlotte 89-72 in the Miami Arena marking the highest ranked non-conference opponent the hurricanes have defeated since 1989.
- **December 22, 1997** - UM improves to 9-0, tying the school record for consecutive victories to open a season, with a 65-57 win at Memphis.
- **December 27, 1997** - **Kevin Norris** recorded a team-high six assists against

Georgia Tech to move into **first-place on UM's career assist list**. Norris passes Kevin Presto who recorded 412 assists from 1985-89.

- **January 6, 1998** - Miami knocks off 8th-ranked Connecticut marking the highest ranked opponent UM had defeated in the Miami Arena.
- **February 4, 1998** - **Kevin Norris** recorded one steal against Providence to move into **first-place on Miami's career steals list**. Norris surpassed Jerome Scott who recorded 187 steals from 1988-92.
- **February 28, 1998** - Miami ends the regular season at 18-8 following a 70-66 win over 19th-ranked West Virginia at the Miami Arena.
- **March 3, 1998** - **Tim James** is named **first-team All-BIG EAST** becoming the first Hurricane to be named first-team All-Conference.
- **March 8, 1998** - Miami receives its **first NCAA Tournament bid since 1960.** The Hurricanes, seeded 11th in the South Region will face sixth seeded UCLA at the Georgia Dome in Atlanta.
- **March 13, 1998** - 19th-ranked UCLA defeats Miami 65-62 in the opening round of the NCAA tournament. Miami sophomore Johnny Hemsley came off the bench to recorded a double-double with 13 points and 11 rebounds and was named the Chevrolet Player of the Game. The game was aired nationally on CBS and was Miami's first national appearance on network television since 1988.

In 1998-99: Miami's Breakthrough Season

- **December 27, 1998** - Miami defeats Ohio State, 72-64, at the HIP Orange Bowl Basketball Classic. Ohio State will on to reach 1999 NCAA Final Four.
- **January 6, 1999** - Miami defeats No. 10 St. John's, 84-79, at the Miami Arena marking the fifth consecutive season the Hurricanes have defeated a ranked opponent at Miami Arena.
- **January 18, 1999** - Miami **debuts at No. 25 in the Associated Press Top 25 College Basketball poll.** The ranking marks the first for Miami by the Associated Press since 1960.
- **January 20, 1999** - Miami against No. 1 ranked Connecticut in front of a school record crowd of 15,147 at the Miami Arena. In one of the season's most dramatic games John Salmons' three-point attempt rolled in-and-out at the buzzer as Connecticut held on for a 70-68 overtime win.
- **February 3, 1999** - Miami defeats now No. 9 St. John's, 73-70, at Madison Square Garden.
- **February 8, 1999** - Miami knocks off No. 18 Syracuse, 76-63, marking the Hurricanes first win ever in the Carrier Dome.
- **February 20, 1999** - Miami defeats second-ranked Connecticut, 73-71, snapping the Huskies 16-game win streak at Gampel Pavilion. With the win Miami becomes the first team in BIG EAST history to defeat Georgetown, St. John's, Syracuse and Connecticut on the road in the same season.
- **February 23, 1999** - Miami defeats Pittsburgh, 85-52, at the Miami Arena improving the Hurricanes' record to 20-5 on the season. The 20-win season is the first for Miami since 1964-65.
- **March 1, 1999** - Miami moves up to ninth in the AP poll marking the Hurricanes' **first top-10 ranking since March 1, 1960.**
- **March 1, 1999 - Tim James and Johnny Hemsley** are both named **first-team All-BIG EAST.**
- **March 2, 1999** - **Tim James** is named **BIG EAST Co-Player of the Year** with Connecticut's Richard Hamilton, **Johnny Hemsley** is named the **BIG EAST Most Improved Player** and **Leonard Hamilton** is named the **BIG EAST Coach of the Year** for the second time of his career.
- **March 5, 1999 - Vernon Jennings** hands out eight assists against St. John's and passes Michael Gardner into **first place on UM's single season assist list.**
- **March 7, 1999** - Miami receives its second consecutive NCAA Tournament bid. The Hurricanes are seeded No. 2 in the East Region marking the highest seed in school history.
- **March 8, 1999** - **Tim James** is named **third-team All-America** by the Associated Press becoming the fourth Hurricane in school history and first player since the rebirth of the program earn All-America honors.
- **March 12, 1999** - Miami defeats Lafayette College, 75-54, in its opening round game at the FleetCenter in Boston, MA. The win marks the **first NCAA Tournament victory in school history** and ties the school record for wins in a season (23). Junior forward Johnny Hemsley sets a school record and tied the East Regional record connecting on nine three-pointers.
- **March 16, 1999** - Tim James is named third-team All-America by the National Association of Basketball Coaches.
- **June 30, 1999 - Tim James** is **selected by Miami Heat with the 25th pick of first round in the 1999 NBA Draft** in Washington, DC. James is the first Hurricane to be drafted since 1995 and the first Hurricane to be selected in the first round since 1965.



Tim James was named the 1998-99 BIG EAST Co-Player of the Year.

In 1999-2000: Hurricanes Become Beast of the BIG EAST

- **November 8, 1999 –** Hurricanes debut at No. 25 in the preseason Associated Press poll marking the first preseason AP ranking in UM history.
- **November 15, 1999** – Despite not playing a game, the Hurricanes drop out of the AP poll.
- **November 30, 1999 – Johnny Hemsley** scores 19 points against Bethune-Cookman to become the 22nd player in UM history to record 1,000-career points.
- **December 6, 1999 – Following** an 82-72 loss at Memphis, UM falls out of the *USA Today*/ESPN Coaches poll.
- **January 22, 2000 – Mario Bland** scores 24 points against Boston College to become the 23rd player in UM history to record 1,000-career points.
- **February 19, 2000** – UM defeats No. 18 Connecticut, 63-57, becoming the first school in BIG EAST history to win consecutive games at Gampel Pavilion in Storrs, CT.



Leonard Hamilton celebrates after Miami defeated St. John's 74-70 in overtime to capture the 1999-00 BIG EAST regular-season championship.

University of Miami Hurricanes

- **February 29, 2000 –** Vernon Jennings hands out 10 assists against Pittsburgh to break his own UM single season assists record. Jennings would end the season with 218 assists.
- **March 5, 2000 –** Miami defeats No. 18 St. John's, 74-70, in overtime to capture the BIG EAST regular-season championship. The win also marks UM's second consecutive 20-win season.
- **March 6, 2000 –** Miami returns to the Associated Press poll with a No. 23 national ranking.
- **March 7, 2000 – Johnny Hemsley** is named second-team All-BIG EAST while Mario bland is named third-team All-Conference.
- **March 10, 2000 – Vernon Jennings** hands out eight assists against St. John's to move into first place on UM's career assists list. Jennings would end his career with 520 assists.
- **March 12, 2000 –** UM receives its third consecutive NCAA Tournament bid. Miami is the 6th seed in the South Region.
- **March 13, 2000 –** UM returns to the *USA Today/ESPN* poll with a No. 25 national ranking.
- **March 19, 2000 –** Miami defeats No. 18 Ohio State, 75-62, in the second round of the NCAA Tournament to advance to the Sweet Sixteen for the first time in school history. The win is UM's 23rd of the season tying the school record for wins in a season.
- **March 24, 2000 –** Tulsa defeats Miami 80-71 in the South Regional Semifinal to end the Hurricanes' season. Miami finished with a 23-11 record.
- **April 4, 2000 –** Miami ends the season ranked 23rd by the Associated Press and No. 20 in the *USA Today*/ESPN poll.
- **June 15, 2000 –** Leonard Hamilton steps down as head coach to accept the head coaching job with the NBA's Washington Wizards.
- **July 6, 2000 –** After a nation wide search, Athletic Director Paul Dee names Perry Clark, formerly of Tulane, as the ninth head basketball coach at the University of Miami.

1985-86 Miami Hurricanes



First Row (L-R): *Manager Kevin Nord, Kevin Presto, Terrell Roberson, Joel Warren, Robert Selby, Darrell Glenn, Brian Heller, Bryan Hughes.*
Back Row (L-R): *Eric Brown, Terance Hare, Mike Noblet, Tim Harvey, Mark Richardson, Robert Schneckenberg, Tim Dawson, Dennis Burns.*

Hurricane Basketball Captains

1926-27	Rodger Ashman
1927-28	Rodger Ashman
1928-29	Rodger Ashman
1939-40	Tom Hilbish
1940-41	Tom Hilbish
1941-42	John Tobin
1948-49	Abe Friedman
1951-52	Sy Chadroff
1952-53	Howard Keene
1954-55	Harold Arterburn
1955-56	Dick Miani
1956-57	Gene Stage
1957-58	Marty Burdette
1958-59	Joe Gardner
1959-60	Bruce Applegate
1960-61	Dick Hickox
1961-62	Julie Cohen
1962-63	Kenny Allen
1963-64	Wayne Beckner
1964-65	Wayne Beckner
1995-96	Steven Edwards
	Alex Fraser
1996-97	Alex Fraser
	Torey McCormick*
	Kevin Norris*
1997-00	No captains selected

*-Assistant Captain



Ken Allen



John Tobin



Dick Miani



Alex Fraser

Hurricane Lettermen



Trevor Burton (1989-93)



Wayne Canaday (1968-70)



Tim Dawson (1985-88)



Steven Edwards (1992-96)



Tim Harvey (1985-87)



Tito Horford (1986-88)

A

Adams, Brandon 1988-92
Angelus, Charles 1945-46
Alix, Lou 1961-62
Allen, Ken 1960-63
Allen, Willie 1968-71
Alter, Foster 1930-31
Applegate, Bruce 1958-61
Arterburn, Harold 1953-55
Ashman, Rodger 1926-29

B

Barker, Chuck 1994-96
Barnes, Lucas 1996-98
Barry, Rick 1962-65
Bates, John 1963-64, 1965-67
Bazil, Alex 1940-41
Beckner, Wayne 1962-65
Berghoff, Dick 1957-58
Bland, Mario 1996-00
Bleier, Ted 1927-29
Boyle, Gene 1939-40
Brown, Eric 1985-89
Burdette, Marty 1955-58
Burns, Dennis 1985-89
Burton, Trevor 1989-93
Butts, Bernie 1962-64
Byars-Dawson, Mike 1997-99

C

Caldwell, Justin 1989-91
Cambell, Bob "Whitey" 1946-50
Canaday, Wayne 1968-70
Cantrell, Dennis 1967-70
Carbonneau, Harold 1927-28
Carifeo, George 1940-42
Carroll, Bob 1947-48
Carson, James 1952-55
Catha, Larry 1926-29
Chadroff, Sy 1949-52
Clark, Adam 1991-93
Clark, Clifton 1995-97
Cobb, Don 1947-49
Coelho, João Paulo 1998-00
Cohen, Julie 1959-62
Contreras, Edward 1956-59
Corcoran, John 1938-39
Courtney, Cliff 1927-28
Crowe, Luke 1930-31
Curcio, Mike 1996-98
Curnutt, Don 1967-70

D

Dampier, John 1963-65
Davis, Jerry 1956-57, 1958-59
Davis, Howard 1938-40
Davis, Will 1992-97
Dawson, Tim 1985-88
Denton, Bob 1952-54
Donovan, Nick 1995-99
Douglas, Bob 1941-42
Doyle, Keith 1945-46
Dunn, Eddie 1938-39
Dunn, Mitchell 1994-95
Dusewicz, Adam 1991-94

E

Edwards, Lou 1945-47
Edwards, Steven 1992-96
El-Bassiouni, Tarik 1999-00
Elliott, Doug 1989-91
Evans, John 1928-29, 1930-31

F

Ferrara, Tony 1947-50
Fisher, Michael 1946-47
Focht, Dick 1950-51
Franklin, Alfred "Red" 1927-29
Fraser, Alex 1993-97
Frazier, Steve 1992-96, 97-98
Friedman, Abe 1946-50
Friedman, Mike 1955-56

G

Gardner, Joe 1956-59
Gardner, Michael 1991-94
Gay, Charles 1969-70
Gee, Junior 1964-67
Glenn, Darrell 1985-86
Godfrey, Ron 1958-61
Gonzalez, Orlando 1999-00
Green, Bob 1963-67
Green, Tom 1967-69
Grist, Joe 1949-51
Grob, Charles 1963-66
Guimento, Chuck 1938-40

H

Hagan, Arthur 1945-46
Hamilton, George 1938-39
Hammond, Dod 1959-60
Hanley, Charles 1967-68
Hansen, Louis 1928-29,1930-31
Harris, Lionel 1970-71
Harvey, Tim 1985-87
Heffer, Larry 1961-62
Hemsley, Johnny 1996-00
Hickox, Dick 1958-61
High, Tshombe 1993-94
Hilbish, Tom 1938-41
Hill, Dan 1930-31
Hoban, Gene 1954-56
Hocker, Thomas 1987-90
Hoffman, Richard 1951-53
Holiber, Charles 1961-63
Horford, Tito 1986-88
Houston, Kevin 1998-99
Howard, Lemuel 1986-87
Howell, Douglas 1953-55
Hubbard, Lee 1970-71
Hughes, Bryan 1985-87
Hurd, Leroy 1999-00
Hutslar, Mike 1967-70

I

Ibach, Ervin 1946-49
Ingemi, Mike 1947-48
Isles, David 1994-95

J

James, Harvey 1945-46
James, Tim 1995-99
Jennings, Vernon 1996-00
Johnson, Jamal 1993-94
Jones, James 1999-00
Jones, Rick 1964-67
Jupin, Gene 1941-42

K

Kahn, Andy 1990-91
Kasulin, Al 1941-42
Keene, Howard 1950-53
Kees, James 1940-41
Kessler, Larry 1962-63
Kichefski, Robert 1954-55
Kieserman, Jim 1991-92
Kisker, David 1970-71
Klein, Richard 1970-71
Klima, Edward 1953-56
Kojkowski, Stanley 1955-57
Konel, Dave 1939-40
Krutulis, Joe 1939-42

Hurricane Lettermen



Jake Morton (1988-93)



Constantin Popa (1991-95)



Kevin Presto (1985-89)



Robert Spagnolo (1969-71)



Hammie Ward (1989-93)



Joe Wylie (1988-91)

L

Landis, Dave 1958-60
Law, Rick 1969-71
Lawrence, Anthony 1991-93
Lawrence, Bruce 1954-55
Lawrence, Pat 1991-94
Lee, Harford 1940-41
Leidy, Bob 1957-58
Lipchick, Pete 1945-46
Logan, Samarr 1989-92
Lutsky, Kal 1946-47
Lyons, Herman 1927-29

M

MacDonald, Mackey 1948-51
Manuel, Todd 1997-98
Manushaw, Harry 1958-61
Marcus, Stewart 1963-66
Masters, Tom 1966-69
McClellan, William 1948-49
McCormick, Torey 1993-97
McCoy, Mike 1960-63
McGuire, John 1926-28
McNulty, Joe 1946-48
Mell, John 1945-46
Mercurio, Marion 1928-29
Miani, Richard 1952-56
Moore, Bruce 1987-89
Morris, Edwin 1955-58
Morton, Jake 1988-93
Munley, Joe 1956-58
Murray, Robert 1954-55
Musante, Andy 1941-42

N

Nebel, Norm 1957-59
Nicholas, Dave 1952-53
Noblet, Mike 1985-87
Norris, Kevin 1994-98
Noti, Charles 1966-68
Nugent, Nick 1955-56
Nylin, Bob 1969-70

O

O'Brien, Jimmy 1926-27
Oesch, Harold 1938-39
O'Neil, Jack 1951-52
Oram, Harold 1926-28
O'Riordan, Kevin 1970-71
Osbourne, John 1968-70

P

Parker, Chris 1991-94
Parker, Rusty 1965-68
Patrican, Don 1963-66
Pearson, Lorenzo 1992-96
Polnitz, Reggie 1987-89
Popa, Constantin 1991-95
Presto, Kevin 1985-89
Prieto, Ernest 1953-56

R

Randon, Joseph 1988-92
Rich, Steve 1993-96
Richardson, Mark 1985-89
Roberson, Terrell 1985-86
Roberts, Oti 1999-00
Rodgers, Dan 1965-68
Rosa, Anthony 1992-96
Ross, Joe 1987-91
Ryan, Jack 1948-49
Ryskamp, Kenneth 1954-55

S

Salmons, John 1998-00
Schayowitz, Willie 1951-54
Schlie, Jerry 1997-99
Schneckenberg, Bob 1985-87
Schneider, Jack 1949-52
Schuler, Harold 1946-47
Schuyler, Charles 1947-48
Scott, Jerome 1988-92
Scott, Tom 1940-41
Shapiro, Bruce 1959-61
Shipe, Paul 1990-91
Silvis, Richard 1951-52
Simmons, Michael 1998-99
Sistik, Phil 1945-46
Skalaski, Charles 1945-46
Snell, Willie 1970-71
Snider, Martin 1958-60
Soens, Bill 1966-68
Solie, Lloyd 1927-29, 1930-31
Spagnolo, Bob 1969-71
Spisak, Jack 1959-60, 1961-63
Stage, Gene 1955-58
Stanton, Bob 1926-28
Stavreti, Carl 1960-63
Stavreti, Chris 1959-62
Steiner, Bob 1955-56, 1957-58
Stevenson, Jerry 1967-69
Strong, Donald 1970-71
Swaby, Ochiel 1991-92

T

Talbot, Robert George 1956-57
Thistlethwaite, Mark 1956-57
Timpf, Brad 1992-96
Tobin, John 1939-42
Tracy, Art 1939-40
Tucker, Dick 1939-41
Turonis, Pete 1956-57
Tyler, Elton 1997-00

V

Volkman, Mike 1964-66

W

Waggoner, Jaime 1994-98
Walker, Jermaine 1996-97
Ward, Hammie 1989-93
Warren, Joel 1985-89
Weinstein, Gerald 1946-50
Welch, Ron 1968-70
Westover, Brian 1970-71
Williams, Levertis 1987-89
Wimbley, Dwayne 1997-00
Wiseman, Charles 1997-98
Wittman, Mike 1964-67
Woods, Lee 1960-63
Wrench, Roger 1949-52
Wylie, Joe 1988-91

Y

Yanuck, Mel 1950-53
Younts, Austin 1928-29
Yovicsin, Anthony 1946-47

Post-Season Tournament Teams

1959-60 University of Miami Men's Basketball

23-4 Record
NCAA Tournament - First Round



Front Row (left to right): Bruce Shapiro, Martin Snider, Dave Landis, Ken Allen, Richard Grant (Mgr.), Julie Cohen, Chris Stavreti, Dick Hickox.
Back Row: Coach Gene Stage, Mickey Harper, Jack Spisak, Dod Hammond, Harry Manushaw, Ron Godfrey, Bruce Applegate, Head Coach Bruce Hale.

1960-61 University of Miami Men's Basketball

20-7 Record
National Invitational Tournament - First Round



Front Row (left to right): Bruce Shapiro, Carl Stavreti, Dick Hickox, Julie Cohen, Ken Allen, Chris Stavreti.
Second Row: Jack Spisak, Mike McCoy, Ron Godfrey, Harry Manushaw, Bruce Applegate, Lou Alix, Lee Woods.

1962-63 University of Miami Men's Basketball

23-5 Record
National Invitational Tournament - Second Round



Front Row (left to right): Greg Meyer, Wayne Beckner, Rick Barry, Mike McCoy, Lee Woods, Jack Spisak.
Second Row: Carl Stavredi, Larry Kessler, Ed Fults, Bernie Butts, Kenny Allen.
Not Pictured: Chuck Holiber.

TM

Post-Season Tournament Teams

1963-64 University of Miami Men's Basketball

20-7 Record
National Invitational Tournament - First Round



Standing (left to right): Bob Paterson, Bernie Butts, Charles Holiber, Clark Connors, Wayne Beckner, Rick Barry, Charles Grob, Don Patrican, John Bates, Stewart Marcus, John Dampier, Bob Green, Larry Kessler.
Kneeling: Head Coach Bruce Hale

1994-95 University of Miami Men's Basketball

15-13 Record, 9-9 BIG EAST
National Invitational Tournament - First Round



Front Row (left to right): Head Coach Leonard Hamilton, Assistant Coach Scott Howard, Mitchell Dunn, Chuck Barker, Steve Frazier, Anthony Rosa, Kevin Norris, Torey McCormick, Jaime Waggoner, Assistant Coach Mike Jaskulski, Assistant Coach Silas McKinnie.
Back Row: Manager Tom Kenna, Manager Mark Lawrence, Manager Andrew Sklarz, Steven Edwards, David Isles, Steve Rich, Will Davis, Constantin Popa, Brad Timpf, Lorenzo Pearson, Alex Fraser, Manager Pierre Butler, Manager Chris Parker, Manager Adam Lorber.

1996-97 University of Miami Men's Basketball

16-13 Record, 9-9 BIG EAST
National Invitational Tournament - First Round



Front Row (left to right): Head Coach Leonard Hamilton, Assistant Coach Mike Jaskulski, Clifton Clark, Vernon Jennings, Mike Curcio, Anthony Rosa, Kevin Norris, Jamie Waggoner, Torey McCormick, Assistant Coach Dwight Freeman, Assistant Coach Stan Jones.
Back Row: Manager Andrew Sklarz, Manager Andrew Blomberg, Manager Dan Spainhour, Lucas Barnes, Mario Bland, Tim James, Will Davis, Nick Donovan, Alex Fraser, Johnny Hemsley, Manager Randy Lee, Manager Jake Butler, Manager Jethro Hillman, Assistant Strength Coach Mike Bradley.

TM

Post-Season Tournament Teams

1997-98 University of Miami Men's Basketball

18-10 Record, 11-7 BIG EAST
NCAA Tournament - First Round



Front Row (left to right): Head Coach Leonard Hamilton, Assistant Coach Stan Jones, Vernon Jennings, Mike Byars-Dawson, Steve Frazier, Mike Curcio, Kevin Norris, Jaime Waggoner, Todd Manuel, Charles Wiseman, Assistant Coach Pat Smith, Assistant Coach Dwight Freeman. Back Row: Administrative Assistant Jim Meil, Lucas Barnes, Johnny Hemsley, Tim James, Elton Tyler, Dwayne Wimbley, Mario Bland, Jerry Schile, Assistant Strength Coach Mike Bradley.

1998-99 University of Miami Men's Basketball

1998-99 University of Miami Men's Basketball
23-7 Record, 15-3 BIG EAST
NCAA Tournament – Second Round



Front Row (L-R): Head Coach Leonard Hamilton, Assistant Coach Stan Jones, Vernon Jennings, Paulo Coelho, Michael Simmons, Mike Curcio, Mike Byars-Dawson, Todd Manuel, Johnny Hemsley, Jerry Schile, Scott Howard, Dwight Freeman. Back Row: Manager Adam Blomberg, Trainer Carlton Anderson, Administrative Assistant Jim Meil, John Salmons, Tim James, Elton Tyler, Nick Donovan, Dwayne Wimbley, Mario Bland, Kevin Houston, Strength Coach Kevin Tolbert, Manager Jesus Labrada, Mangaer Jethro Hillman.

1999-00 University of Miami Men's Basketball

1999-00 University of Miami Men's Basketball
23-7 Record, 15-3 BIG EAST
NCAA Tournament – Second Round



Front Row (From Left): Head Coach Leonard Hamilton, Assistant Coach Stan Jones, Johnny Hemsley, Vernon Jennings, Paulo Coelho, Michael Simmons, Jerry Schile, John Salmons, Assistant Coach Scott Howard, Assistant Coach Dwight Freeman. Back Row: Administrative Assistant Andrew Helton, Assistant Athletic Trainer Bill Cowgill, Assistant Strength Coach Kevin Tolbert, Mario Bland, James Jones, Elton Tyler, Dwayne Wimbley, Leroy Hurd, Graduate Assistant Jesus Labrada, Manager Pat Quinn, Manager Craig Thompson, Manager Chad Fisher.

TM

Post-Season Post-Season Results



Tim James jumps center against UCLA's J.R. Henderson in the opening round of the 1998 NCAA Tournament.



In 1994-95, Steven Edwards helped lead UM to the National Invitaional Tournament, its first postseason appearance since 1964.

NCAA (3-4)

vs. Western Kentucky
3-8-60 . . . . . L . . . . . 107-84 . . . . . (MC)
MC-Memorial Coliseum, Lexington, KY

vs UCLA
3-13-98 . . . . . L . . . . . 65-62 . . . . . (GD)
GD-Georgia Dome, Atlanta, GA

vs Lafayette
3-12-99 . . . . . W . . . . . 75-54 . . . . . (FC)

vs Purdue
3-14-99 . . . . . L . . . . . 73-63 . . . . . (FC)
FC-FleetCenter, Boston, MA

vs Arkansas
3-17-00 . . . . . W . . . . . 75-71 . . . . . (GEC)

vs Ohio State
3-19-00 . . . . . W . . . . . 75-62 . . . . . (GEC)
GEC-Gaylord Entertainment Center, Nashville, TN

vs Tulsa
3-24-00 . . . . . L . . . . . 80-71 . . . . . (FEC)
FEC-Frank Erwin Center, Austin, TX

NIT (1-5)

vs. St. Louis
3-16-61 . . . . . L . . . . . 58-56 . . . . . (MSG)
MSG-Madison Square Garden, New York, NY

vs. St. Francis (NY)
3-16-63 . . . . . W . . . . . 71-70 . . . . . (MSG)
MSG-Madison Square Garden, New York, NY

vs. Providence
3-19-63 . . . . . L . . . . . 106-96 . . . . . (MSG)
MSG-Madison Square Garden, New York, NY

vs. St. Joseph's (PA)
3-12-64 . . . . . L . . . . . 86-76 . . . . . (MSG)
MSG-Madison Square Garden, New York, NY

vs. Penn State
3-15-95 . . . . . L . . . . . 62-56 . . . . . (RH)
RH-Rec Hall, University Park, PA

vs. Michigan
3-13-97 . . . . . L . . . . . 76-63 . . . . . (CA)
CA-Crisler Arena, Ann Arbor, MI

1,000 Point Club



Rick Barry
(1962-65)
2,298



Eric Brown
(1985-89)
2,270



Don Curnutt
(1967-70)
2,006



Tim James
(1996-2000)
1,713



Dennis Burns
(1985-89)
1,594



Dick Hickox
(1958-61)
1,529



Johnny Hemsley
(1996-00)
1,497



Steven Edwards
(1992-96)
1,393



Ron Godfrey
(1958-61)
1,384



Mike Wittman
(1964-67)
1,319



Joe Wylie
(1988-91)
1,297



Willie Allen
(1968-71)
1,293



Mike McCoy
(1960-63)
1,231



Mario Bland
(1996-00)
1,199



Gene Stage
(1955-58)
1,192



Rusty Parker
(1965-68)
1,190



Kevin Presto
(1985-89)
1,156



Constantin Popa
(1991-95)
1,132



Whitey Campbell
(1946-50)
1,076



Julie Cohen
(1959-62)
1,042



Dick Miani
(1952-56)
1,042



Jerome Scott
(1988-92)
1,038



Rick Jones
(1964-67)
1,029

All-Americans



Dick Hickox, 1960

(AP 2nd Team, UPI 2nd Team)

YEAR	GP	FG-FGA	FG%	FT-FTA	FT%	REB	RPG	PTS	PPG
1958-59	25	161-378	.426	131-162	.809	98	3.9	453	18.1
1959-60	27	219-460	.476	158-198	.798	100	3.7	596	22.1
1960-61	27	180-437	.412	120-152	.788	138	5.1	480	17.8
TOTALS	**79**	**560-1275**	**.439**	**409-512**	**.799**	**336**	**4.3**	**1529**	**19.4**



Rick Barry, 1965

(Consensus First Team)

YEAR	GP	FG-FGA	FG%	FT-FTA	FT%	REB	RPG	PTS	PPG
1962-63	24	162-341	.475	131-158	.829	351	14.6	455	19.0
1963-64	27	314-572	.549	242-287	.843	448	16.6	870	32.1
1964-65	26	340-651	.522	292-341	.859	475	18.3	973	37.4
TOTALS	**77**	**816-1564**	**.522**	**665-786**	**.846**	**1274**	**16.5**	**2298**	**29.8**



Don Curnutt, 1970

(AP 2nd Team, UPI 2nd Team)

YEAR	GP	FG-FGA	FG%	FT-FTA	FT%	REB	RPG	PTS	PPG
1967-68	28	268-559	.480	99-120	.825	64	2.3	635	22.7
1968-69	24	262-613	.428	138-170	.812	72	3.0	662	27.6
1969-70	25	283-644	.439	143-166	.861	54	2.2	709	28.4
TOTALS	**77**	**813-1816**	**.448**	**380-456**	**.833**	**190**	**2.5**	**2006**	**26.1**



Tim James, 1999

(AP 3rd Team, NABC 3rd Team)

YEAR	GP	FG-FGA	%	3FG-3FGA	%	FT-FTA	%	REBS	RPG	PTS	PPG
1995-96	28	117-221	.529	2-6	.333	46-85	.541	151	5.4	282	10.1
1996-97	29	165-380	.434	2-8	.250	73-120	.608	196	6.8	405	14.0
1997-98	28	184-379	.485	4-17	.235	97-144	.674	263	9.4	469	16.8
1998-99	30	215-451	.477	12-41	.293	115-165	.697	246	8.2	557	18.6
TOTALS	**115**	**681-1431**	**.476**	**20-72**	**.278**	**331-514**	**.644**	**856**	**7.4**	**1713**	**14.9**

Retired Jerseys





#24 Rick Barry

The first basketball jersey to be retired at the University of Miami was number 24 in honor of Rick Barry, the Hurricanes' all-time leading scorer. Barry, UM's lone consensus first team All-American, led the Hurricanes to a 65-16 record and a pair of post-season berths in this three years. Barry, who finished his UM career with 2,298 points and 1,274 rebounds, is the only Hurricane to top both the 2,000-point and the 1,000-rebound barrier. He still owns five UM career records and numerous single-season records. Barry was inducted into the Basketball Hall of Fame in Springfield, MA in 1986. He is the only player in basketball history to win single-season scoring titles in the NCAA, NBA and ABA.



Tim James had his jersey retired in a ceremony prior to the Hurricanes regular-season finale versus Rutgers on February 27, 1999.

#40 Tim James

On Feb. 27, 1999 Tim James became just the second Hurricane to have his number retired. During his four seasons at UM, James was a positive influence both on and off the court. A Miami native, James was very active in the community working with the "Join a Team, Not a Gang" program and speaking to local youth groups on the importance of staying in school and saying no to drugs

James, the only player to record over 1,500 career points, 800 career rebounds and 200 career blocked shots, helped lead the Hurricanes into the national spotlight. During his four seasons Miami registered a 68-41 (.624) record, four consecutive winning seasons and three consecutive post season appearances including the school's first NCAA Tournament bid since 1960. Miami's win total and winning percentage during his four seasons were the highest since UM registered a 69-37 (.651) record from 1964-68. The 6-7 forward ranks fourth on Miami's career scoring list (1,713 points), fifth on the career rebounding list (856 rebounds) and second on the career blocked shots list (224 blocks).

James, a two-time first-team All-BIG EAST selection, was named third-team All-America by both the Associated Press and National Association of Basketball Coaches as a senior, as well BIG EAST Co-Player of the Year.

NBA Draft *Selections*

UM Players selected in the NBA (National Basketball Association) Draft:

Player	Team	Year	Round-Overall pick
Dick Miani	New York Knickerbockers	1956	Knicks' 10th selection
Mike McCoy	Detroit Pistons	1963	3rd Round-21st overall
Rick Barry	San Francisco Warriors	1965	1st Round-2nd overall
Mike Wittman	St. Louis Hawks	1967	5th Round-49th overall
Rusty Parker	Atlanta Hawks	1968	5th Round-61st overall
Bill Soens	Philadelphia 76ers	1968	11th Round-145th overall
Don Curnutt	New York Knickerbockers	1970	10th Round-170th overall
Wayne Canady	Portland Trail Blazers	1970	15th Round-218th overall
Willie Allen	Baltimore Bullets	1971	4th Round-60th overall
Tito Horford	Milwaukee Bucks	1988	2nd Round-39th overall
Joe Wylie	Los Angeles Clippers	1991	2nd Round-38th overall
Constantin Popa	Los Angeles Clippers	1995	2nd Round-53rd overall
Tim James	Miami Heat	1999	1st round-25th overall

UM Players selected in the ABA (American Basketball Association) Draft:

Player	Team	Year	Round
Mike Wittman	Anaheim Amigos	1967	12th Round
Bill Soens	New York Nets	1968	10th Round
Rusty Parker	Oakland Oaks	1968	8th Round
Don Curnutt	Indiana Pacers	1970	7th Round
Willie Allen	Miami Floridians	1971	12th Round



Tito Horford, boxing out Hakeem Olajuwon of the Houston Rockets, was selected in the second round of the 1988 NBA draft by the Milwaukee Bucks.



In 1999 Tim James became the second player in UM history to be selected in the first round of the NBA Draft.

WEAR THE TEAM GEAR WITHOUT RUNNING THE SUICIDES.

XL

NAME/#

Go Canes!

TEAM

ENGINEERED TO THE EXACT SPECIFICATIONS OF CHAMPIONSHIP ATHLETES

MIAMI
BASKETBALL

miami

> CAGE CAP

> PRACTICE TEE

> LONG SLEEVE PILL TEE

Available at University of Miami Bookstore, The Sports Authority, and All Sports.

TEAM RECORDS

Game

Most Points Scored: vs. Rollins, 1965 148
Most Points Scored Against: by UCLA, 1970 127

Other Top Scoring Games vs. Rollins, 1963 144
vs. Tampa, 1965 141
vs. Tampa, 1965 136
vs. Tampa, 1964 134
vs. Rollins, 1965 128
vs. Jacksonville, 1965 127
vs. Rollins, 1964 127
vs. Florida Southern, 1965 124
vs. La Salle, 1964 121
vs. Florida Southern, 1960 121

Most Points in Loss: vs. Oklahoma City, 1962 113

Largest Margin of Victory: vs. Rollins, 1965 69

Biggest Total Score: vs. Tampa, 1965 255

Most Players Scoring in a Game: vs. Florida A&M, 1995 14

Most Field Goals Made: vs. Rollins, 1965 60

Highest Field Goal Percentage:
vs. Coppin State (24 of 36), 1988 ..... .667
vs. Bethune-Cookman (32 of 48), 1989 ..... .667

3-Point Field Goals Made: vs. Georgetown, 1993 15

3-Point Field Goal Attempts: vs. Providence, 1993 30

3-Point Field Goal Percentage: vs. Connecticut (7 of 8), 1992 ..... .875

Most Free Throws Made: vs. Tampa, 1956 46

Most Free Throws Attempted: vs. Kentucky-Wesleyan, 1957 61

Highest Free Throw Percentage:
vs. Maryland (18 of 18), 1965 ..... 1.000
vs. Creighton (32 of 33), 1964 ..... .970

Most Rebounds: vs. Northeastern Illinois, 1995 61

Most Assists: vs. Lehigh, 1991 29

Most Steals: vs. Florida International, 1991 18

Most Blocked Shots (Game): vs. Hartford, 1996 17
Most Blocked Shots (Half): vs. Hartford (1st half), 1996 13

Most Turnovers: vs. Georgetown, 1996 32

Most Personal Fouls: vs. Tampa, 1962 36

Most Total Personal Fouls (both teams): vs. Tampa, 1965 73

Fewest Personal Fouls: vs. Rollins, 1962 5

Fewest Total Personal Fouls (both teams): vs. Rollins, 1962 13

Miscellaneous

Most Consecutive Games with a Three-Point FGM: 1991-00 249

Season

Most Victories: 1959-60, 1962-63, 1998-99, 1999-00 23

Most Defeats: 1991-92 24

Longest Winning Streak: 1946-47 14

Longest Losing Streak: 1993-94 17

Most Games Over 100 Points: 1988-89 11
Opp: 1988-89 10

Most Points: 1988-89 2,809
Opp: 1988-89 2,778

Highest Scoring Average: 1964-65 ..... 98.4
Opp: 1969-70 ..... 96.9

Most Rebounds: 1962-63 1,559
Opp: 1959-60 1,398

Most Field Goals Made: 1988-89 1,024
Opp: 1988-89 1,040

Most Field Goals Attempted: 1963-64 2,194
Opp: 1967-68 2,138

Field Goal Percentage: 1988-89 (1,024-2,083) ..... .492
Opp: 1988-89 (1,040-2,129) ..... .488

3-Point Field Goals Made: 1992-93 186
Opp: 1999-00 190

3-Point Field Goals Attempted: 1992-93 521
Opp: 1999-00 637

3-Point Field Goal Percentage: 1986-87, (127-332) ..... .383
Opp: 1986-87, (151-370) ..... .408

Most Free Throws Made: 1959-60 663
Opp: 1955-56 597

Most Free Throws Attempted: 1956-57 914
Opp: 1955-56 909

Free Throw Percentage: 1964-65 (642-807) ..... .796
Opp: 1969-70, (537-743) ..... .723

Most Assists: 1988-89 583
Opp: 1988-89 516

Most Steals: 1988-89 287
Opp: 1987-88 288

Most Blocked Shots: 1987-88 175
Opp: 1991-92 129

Most Turnovers: 1998-99 575
Opp: 1999-00 615

Most Personal Fouls: 1991-92 701
Opp: 1998-99 587

Individual GAME RECORDS

Points Scored

Rick Barry vs. Rollins, 1965 59
Rick Barry vs. Tampa, 1965 55
Rick Barry vs. Florida Southern, 1965 54
Rick Barry vs. Jacksonville, 1964 52
Rick Barry vs. Tampa, 1965 51
Rick Barry vs. Oklahoma City, 1965 51
Rick Barry vs. Rollins, 1964 50
Rick Barry vs. Houston, 1965 50
Mike McCoy vs. Rollins, 1963 48
Sy Chadroff vs. Rollins, 1952 47

Field Goals Made

Rick Barry vs. Houston, 1965 21
Rick Barry vs. Rollins, 1965 20
Rick Barry vs. Rollins, 1965 20
Mike McCoy vs. Rollins, 1963 20
Rick Barry vs. Rollins, 1964 19
Rick Barry vs. Jacksonville, 1964 19
Rick Barry vs. Oklahoma City, 1965 19
Mike Wittman vs. Oklahoma City, 1965 19
Sy Chadroff vs. Rollins, 1952 18
John Dampier vs. Army, 1964 18
Rick Barry vs. Yale, 1965 18
Wayne Beckner vs. Tampa, 1965 18
Steve Rich vs. St. John's, 1996 18

3-Point Field Goals Made

Johnny Hemsly vs. Lafayette, 1999 9
Samarr Logan vs. Boston College, 1990 8
Steven Edwards vs. Georgetown, 1993 6
Steven Edwards vs. Pittsburgh, 1993 6
Steven Edwards vs. Seton Hall, 1994 6
Jake Morton vs. North Carolina, 1990 6
Kevin Presto vs. New Mexico, 1987 6
Kevin Presto vs. Armstrong State, 1987 6
Steven Edwards vs. Robert Morris, 1994 6
Steven Edwards vs. Pittsburgh, 1995 5
Steven Edwards vs. Florida Atlantic, 1995 5
Steven Edwards vs. St. John's, 1993 5
Steven Edwards vs. Seton Hall, 1993 5
Trevor Burton vs. Georgetown, 1993 5
Jake Morton vs. Georgetown, 1993 5
Steve Frazier vs. Florida Atlantic, 1995 5
Steven Edwards vs. Rutgers, 1996 5
Kevin Norris vs. Seton Hall, 1998 5
Johnny Hemsley vs. Arkansas, 2000 5

3-Point Field Goals Attempted

Steven Edwards vs. Robert Morris, 1994 13
Steven Edwards vs. Boston College, 1996 13
Johnny Hemsley vs. Lafayette, 1999 12
Steven Edwards vs. Pittsburgh, 1993 12
Kevin Presto vs. New Mexico, 1987 12
Steven Edwards vs. Boston College, 1995 12
Steven Edwards vs. Seton Hall, 1996 12
13 occasions 11

3-Point Field Goal Percentage

(Minimum 4 Attempts)

Trevor Burton vs. Georgetown, 1993 (5-5) 1.000
Samarr Logan vs. Davidson, 1990 (5-5) 1.000
Levertis Williams vs. FIU, 1988 (5-5) 1.000
Jerome Scott vs. Pittsburgh, 1992 (4-4) 1.000
Joel Warren vs. Marist, 1988 (4-4) 1.000
Jake Morton vs. Georgetown, 1993 (5-6) .833
Steve Frazier vs. FAU, 1995 (5-6) .833
Jake Morton vs. BYU, 1989 (4-5) .800
Jake Morton vs. Stanford, 1989 (4-5) .800
Kevin Presto vs. BYU, 1989 (4-5) .800
Trevor Burton vs. Davidson, 1991 (4-5) .800
Joe Ross vs. Florida, 1991 (4-5) .800

Free Throws Made

Ron Godfrey vs. Okla. City, 1960 22
Rick Barry vs. Florida Southern, 1965 22
Rick Barry vs. St. Joseph's (PA), 1964 19
Rick Barry vs. Rollins, 1965 19
Joe Munley vs. Ky.-Wesleyan, 1957 17
Rick Barry vs. San Francisco, 1964 17
Rick Barry vs. St. Mary's, 1965 17
Rick Barry vs. Tampa, 1965 17
Dick Hickox vs. Stetson, 1959 16
8 occasions 15

Rebounds

Rick Barry vs. Oklahoma City, 1965 29
Wayne Canaday vs. Bucknell, 1969 28
Harry Manushaw vs. Florida St., 1959 27
Rick Barry vs. Rollins, 1965 27
Harry Manushaw vs. Morehead St., 1959 26
Rick Barry vs. Cornell, 1963 25
Rusty Parker vs. Florida State, 1968 25
Harry Manushaw vs. Toronto, 1959 24
Rick Barry vs. Houston, 1965 24
Rick Barry vs. Tampa, 1965 24
Wayne Beckner vs. Rollins, 1963 24

Assists

Michael Gardner vs. Pittsburgh, 1993 14
Bryan Hughes vs. The Citadel, 1985 13
Vernon Jennings vs. Bethune-Cookman, 2000 12
Vernon Jennings vs. Pittsburgh, 1999 12
Thomas Hocker vs. Florida State, 1990 12
Thomas Hocker vs. Tulane, 1990 12
Vernon Jennings vs. Notre Dame, 2000 11
Vernon Jennings vs. Syracuse, 1999 11
Kevin Presto vs. Alabama State, 1987 11
Jerome Scott vs. St. Joseph's (PA), 1991 11
Michael Gardner vs. Syracuse, 1993 11
Kevin Norris vs. Florida Atlantic, 1997 11
Thomas Hocker vs. Colgate, 1987 10
Thomas Hocker vs. Maryland-E.S., 1988 10
Jerome Scott vs. North Carolina, 1990 10
Thomas Hocker vs. C. Connect. St., 1990 10

Steals

Jerome Scott vs. FIU, 1991 9
Vernon Jennings vs. West Virginia, 2000 7
Bryan Hughes vs. Rider, 1985 6
Michael Gardner vs. UNC-Wilm., 1992 6
Torey McCormick vs. Florida A&M, 1993 6
Torey McCormick vs. Seton Hall, 1994 6
Kevin Norris vs. UNCC, 1997 6
Kevin Norris vs.. East Kentucky, 1997 6
Kevin Norris vs. Notre Dame, 1998 6
Tim James vs. Notre Dame, 1998 6
Vernon Jennings vs. Providence, 1999 6

Blocked Shots

Constantin Popa vs. Florida Atlantic, 1992 8
Tim James vs. West Virginia, 1996 8
Tito Horford vs. South Carolina, 1987 7
Constantin Popa vs. Beth.-Cookman, 1993 7
Constantin Popa vs. St. John's, 1995 7
Tim James vs. Memphis, 1998 6
Tim James vs. Pittsburgh, 1999 6
Tito Horford vs. UMBC, 1988 6
Tito Horford vs. Monmouth, 1988 6
Tito Horford vs. Brigham Young, 1988 6
Dennis Burns vs. New Mexico, 1989 6
Constantin Popa vs. Providence, 1993 6
Constantin Popa vs. Seton Hall, 1993 6
Tim James vs. Pittsburgh, 1996 6
Tim James vs. Hartford, 1996 6
Tim James vs. UNC Charlotte, 1997 6

Returning Players in **Bold**

Opponent's Individual Single-Game Highs

Most Points: 58, Danny Ferry (Duke), 1-10-88
Most Field Goals Made: 23, Danny Ferry (Duke), 1-10-88
Most Field Goals Attempted: 31, Victor Page (Georgetown), 3-6-97
Highest FG%: 1.000 (7-7), Greg Buckner (Clemson), 1-20-94
Most 3-PT FGM: 8, Ray Allen (Connecticut), 1-31-95
Most 3-PT FGA: 16, Billy Donovan (Providence), 1-20-87
Highest 3-PT FG%: 1.000 (5-5), Jerry McCullough (Pittsburgh), 1-12-94
Most Free Throws Made: 17, Jason Lawson (Villanova), 3-5-94
Most Free Throws Attempted: 21, Jason Lawson (Villanova), 3-5-94
Highest FT%: 1.000 (15-15), Rashad Phillips (Detroit Mercy), 12-21-99
Most Rebounds: 24, Darrell Coleman (South Florida), 3-1-88
Most Assists: 14, Tommy Amaker (Duke), 2-19-86
Most Turnovers: 9, Michael Anderson (Barry), 11-23-91
Most Blocked Shots: 8, Byron Tucker (George Mason), 11-23-90
Most Steals: 8, Eric Murdock (Providence), 1-27-88

Individual SEASON RECORDS

Points Scored

Rick Barry, 1964-65 (26)	973
Rick Barry, 1963-64 (27)	870
Eric Brown, 1988-89 (31)	765
Don Curnutt, 1969-70 (25)	709
Don Curnutt, 1968-69 (24)	662
Don Curnutt, 1967-68 (28)	635
Dick Hickox, 1959-60 (27)	596
Mike Wittman, 1966-67 (26)	585
Mike Wittman, 1965-66 (26)	567
Rusty Parker, 1967-68 (28)	558

Scoring Average

Rick Barry, 1964-65 (26)	37.4
Rick Barry, 1963-64 (27)	32.1
Don Curnutt, 1969-70 (25)	28.4
Don Curnutt, 1968-69 (24)	27.6
Eric Brown, 1988-89 (31)	24.7
Don Curnutt, 1967-68 (28)	22.7
Mike Wittman, 1966-67 (26)	22.3
Dick Hickox, 1959-60 (27)	22.1
Mike Wittman, 1965-66 (26)	21.8
Sy Chadroff, 1951-52 (22)	20.9

Field Goals Made

Rick Barry, 1964-65 (26)	340
Rick Barry, 1963-64 (27)	314
Don Curnutt, 1969-70 (25)	283
Don Curnutt, 1967-68 (28)	268
Don Curnutt, 1968-69 (24)	262
Eric Brown, 1988-89 (31)	255
Mike McCoy, 1962-63 (28)	237
Dick Hickox, 1959-60 (27)	219
Mike Wittman, 1966-67 (26)	219
Tim James, 1998-99 (30)	215
Mike McCoy, 1962-63 (28)	237

Field Goals Attempted

Rick Barry, 1964-65 (26)	651
Don Curnutt, 1969-70 (25)	644
Don Curnutt, 1968-69 (24)	613
Rick Barry, 1963-64 (27)	572
Don Curnutt, 1967-68 (28)	559
Mike McCoy, 1962-63 (28)	530
Johnny Hemsley, 1999-00 (30)	488
Dick Miani, 1955-56 (26)	488
Mike McCoy, 1961-62 (26)	485
John Dampier, 1963-64 (27)	483
Dick Hickox, 1959-60 (27)	460

Field Goal Percentage

(Minimum 200 Attempts)

Mario Bland, 1997-98 (122-200)	.610
Mario Bland, 1998-99 (125-212)	.590
Eric Brown, 1988-89 (255-437)	.584
Eric Brown, 1987-88 (193-333)	.580
Rusty Parker, 1965-66 (140-254)	.551
Rick Barry, 1963-64 (314-572)	.549
Tito Horford, 1987-88 (176-326)	.540
Steve Rich, 1995-96 (107-202)	.530
Tim James, 1995-96 (117-221)	.529
Constantin Popa, 1992-93 (145-275)	.527
Constantin Popa, 1994-95 (126-239)	.527
Rusty Parker, 1967-68 (214-406)	.527

3-Point Field Goals Made

Steven Edwards, 1992-93 (27)	79
Johnny Hemsley, 1998-99 (30)	70
Kevin Presto, 1986-87 (31)	69
Steven Edwards, 1995-96 (28)	65
Johnny Hemsley, 1999-00 (30)	64
Steven Edwards, 1994-95 (28)	64
Steven Edwards, 1993-94 (27)	57
Kevin Presto, 1988-89 (31)	54
Samarr Logan, 1990-91 (28)	47
Kevin Presto, 1987-88 (31)	47
Levertis Williams, 1988-89 (31)	46
Kevin Norris, 1997-98 (28)	46
Samarr Logan, 1989-90 (27)	40
Jake Morton, 1992-93 (27)	40

3-Point Field Goals Attempted

Steven Edwards, 1992-93 (27)	207
Johnny Hemsley, 1999-00 (30)	200
Steven Edwards, 1995-96 (28)	200
Steven Edwards, 1994-95 (28)	195
Johnny Hemsley, 1998-99 (30)	175
Kevin Presto, 1986-87 (31)	170
Steven Edwards, 1993-94 (27)	164
Kevin Presto, 1988-89 (31)	158
Samarr Logan, 1990-91 (28)	134
Kevin Norris, 1997-98 (28)	135
Levertis Williams, 1988-89 (31)	132
Kevin Presto, 1987-88 (31)	125
Jake Morton, 1989-90 (28)	122

3-Point Field Goal Percentage

(Minimum 30 Attempts)

Thomas Hocker, 1989-90 (27-55)	.491
Samarr Logan, 1989-90 (40-86)	.465
Mike Noblet, 1986-87 (27-62)	.435
Levertis Williams, 1987-88 (22-52)	.423
Trevor Burton, 1991-92 (18-43)	.419
Thomas Hocker, 1988-89 (13-31)	.419
Kevin Presto, 1986-87 (69-170)	.406
Johnny Hemsley, 1998-99 (70-175)	.400
Joel Warren, 1988-89 (13-33)	.394
Ochiel Swaby, 1991-92 (21-54)	.389
Jerome Scott, 1990-91 (33-86)	.384
Steven Edwards, 1992-93 (79-207)	.382

Free Throws Made

Rick Barry, 1964-65 (26)	293
Eric Brown, 1988-89 (31)	246
Rick Barry, 1963-64 (27)	242
Eric Brown, 1987-88 (30)	161
Ron Godfrey, 1959-60 (27)	159
Dick Hickox, 1959-60 (27)	158
Mike Wittman, 1965-66 (26)	151
Mike Wittman, 1966-67 (26)	147
Gene Stage, 1956-57 (26)	145
Don Curnutt, 1969-70 (25)	143
Joe Wylie, 1990-91 (28)	143

Free Throws Attempted

Rick Barry, 1964-65 (26)	341
Eric Brown, 1988-89 (31)	310
Rick Barry, 1963-64 (27)	287
Eric Brown, 1987-88 (30)	229
Willie Allen, 1970-71 (25)	227
Ron Godfrey, 1959-60 (27)	207
Mike Wittman, 1965-66 (26)	206
Dick Hickox, 1959-60 (27)	198
Joe Wylie, 1990-91 (28)	194
Willie Allen, 1969-70 (26)	188

Free Throw Percentage

Dod Hammond, 1959-60 (64-73)	.877
Rick Jones, 1965-66 (134-153)	.876
Don Curnutt, 1969-70 (143-166)	.861
Rick Barry, 1964-65 (293-341)	.859
Johnny Hemsley, 1999-00 (90-106)	.849
Rick Barry, 1963-64 (242-287)	.843
Dick Miani, 1955-56 (139-166)	.837
Rick Barry, 1962-63 (131-158)	.829
Wayne Beckner, 1964-65 (106-128)	.828
Don Curnutt, 1967-68 (99-120)	.825
Jack Spisak, 1962-63 (89-109)	.816
Kevin Norris, 1997-98 (40-49)	.816

Rebounds

Rick Barry, 1964-65 (26)	475
Rick Barry, 1963-64 (27)	448
Harry Manushaw, 1958-59 (25)	372
Rick Barry, 1962-63 (24)	351
Mike McCoy, 1962-63 (28)	350
Mike McCoy, 1961-62 (26)	336
Bill Soens, 1966-67 (26)	330
Wayne Canaday, 1969-70 (26)	327
Edwin Morris, 1955-56 (26)	322
Harry Manushaw, 1959-60 (27)	321
Willie Allen, 1969-70 (26)	320

Returning Players in **Bold**
Games Played in ()



Vernon Jenning's 218 assists in 1999-00 set a UM single season record.

Individual SEASON RECORDS

Assists*

Vernon Jennings, 1999-00 (32)	218
Vernon Jennings, 1998-99 (30)	167
Michael Gardner, 1992-93 (27)	154
Kevin Norris, 1996-97 (29)	142
Thomas Hocker, 1989-90 (27)	139
Kevin Norris, 1997-98 (28)	138
Thomas Hocker, 1987-88 (31)	136
Bryan Hughes, 1985-86 (28)	129
Kevin Presto, 1986-87 (31)	117
Jerome Scott, 1990-91 (28)	111
Kevin Norris, 1995-96 (28)	111
Thomas Hocker, 1988-89 (30)	109
Kevin Presto, 1988-89 (31)	104
Steven Edwards, 1992-93 (27)	104
Kevin Norris, 1994-95 (28)	102

Steals*

Jerome Scott, 1991-92 (32)	77
Vernon Jennings, 1999-00 (32)	75
Jerome Scott, 1990-91 (28)	70
Vernon Jennings,1998-99 (30)	60
Steven Edwards, 1992-93 (27)	56
Michael Gardner, 1992-93 (27)	52
John Salmons, 1999-00 (34)	**50**
Kevin Norris, 1994-95 (28)	49
Dennis Burns, 1987-88 (31)	48
Clifton Clark, 1996-97 (29)	47
Kevin Norris, 1996-97 (29)	46
Jake Morton, 1989-90 (28)	45
Kevin Norris, 1995-96 (28)	45
Kevin Presto, 1986-87 (31)	44
Eric Brown, 1988-89 (31)	44

Personal Fouls

Hammie Ward, 1991-92 (32)	115
Constantin Popa, 1992-93 (27)	103
Constantin Popa, 1991-92 (32)	101
Kevin O'Riordan, 1970-71 (26)	101
Mike Hutslar, 1969-70 (23)	100
Ron Godfrey, 1960-61 (27)	100
Ron Godfrey, 1959-60 (27)	99
Tim Harvey, 1985-86 (27)	94

Blocked Shots*

Constantin Popa, 1992-93 (27)	85
Tito Horford, 1987-88 (30)	80
Tim James, 1998-99 (30)	65
Constantin Popa, 1991-92 (32)	64
Tim James, 1996-97 (29)	64
Constantin Popa, 1993-94 (27)	59
Constantin Popa, 1994-95 (28)	55
Tim James, 1995-96 (28)	50
Tim Harvey, 1985-86 (27)	46
Tito Horford, 1986-87 (25)	45
Tim James, 1997-98 (28)	45
Dennis Burns, 1987-88 (31)	42

Disqualifications

Ron Godfrey, 1960-61 (27)	9
Bill Soens, 1966-67 (26)	9
Bill Soens, 1967-68 (28)	9
Ed Morris, 1955-56 (26)	8
Ed Morris, 1956-57 (26)	8
Rusty Parker, 1965-66 (26)	8
Mike Hutslar, 1968-69 (24)	8
Mike Hutslar, 1969-70 (23)	8
Tim Harvey, 1985-86 (27)	8
Hammie Ward, 1990-91 (28)	8

Games Started

Mario Bland, 1999-00 (34)	34
Elton Tyler, 1999-00 (34)	**34**
John Salmons, 1999-00 (34)	**34**
Hammie Ward, 1991-92 (32)	32
Jerome Scott, 1991-92 (32)	32
Vernon Jennings, 1999-00 (32)	31
Tim James, 1998-99 (30)	30
Johnny Hemsley, 1999-00 (30)	29
Kevin Presto, 1986-87 (31)	29
Johnny Hemsley, 1998-99 (30)	29
Vernon Jennings, 1998-99 (30)	29
Tito Horford, 1987-88 (30)	29
Clifton Clark, 1996-97 (29)	29
Alex Fraser, 1996-97 (29)	29
Kevin Norris, 1996-97 (29)	29
Bryan Hughes, 1985-86 (28)	28
Kevin Presto, 1985-86 (28)	28
Dennis Burns, 1987-88 (31)	28
Eric Brown, 1988-89 (31)	28
Jerome Scott, 1990-91 (28)	28
Joe Wylie, 1990-91 (28)	28
Steven Edwards, 1994-95 (28)	28
Kevin Norris, 1995-96 (28)	28
Kevin Norris, 1997-98 (28)	28
Tim James, 1997-98 (28)	28

Minutes Played*

Vernon Jennings, 1999-00 (32)	1,117
Jerome Scott, 1991-92 (32)	1,108
John Salmons, 1999-00 (34)	**1,104**
Johnny Hemsley, 1998-99 (30)	1,078
Johnny Hemsley, 1999-00 (30)	1,075
Jerome Scott, 1990-91 (28)	1,034
Kevin Presto, 1986-87 (31)	1,027
Eric Brown, 1988-89 (31)	1,016
Joe Wylie, 1989-90 (28)	971
Tito Horford, 1986-87 (25)	963
Michael Gardner, 1992-93 (27)	959
Tim James, 1998-99 (30)	956
Eric Brown, 1985-86 (28)	927
Eric Brown, 1986-87 (31)	924
Trevor Burton, 1992-93 (27)	914

20-Point Games

Rick Barry, 1963-64 (27)	24
Rick Barry, 1964-65 (26)	24
Eric Brown, 1988-89 (31)	24
Don Curnutt, 1968-69 (24)	21
Don Curnutt, 1969-70 (25)	21
Don Curnutt, 1967-68 (28)	19
Dick Hickox, 1959-60 (27)	17
Mike Wittman, 1966-67 (27)	17
Joe Wylie, 1990-91 (28)	15
Mike McCoy, 1961-62 (26)	14

30-Point Games

Rick Barry, 1963-64 (27)	19
Rick Barry, 1964-65 (26)	18
Don Curnutt, 1968-69 (24)	11
Don Curnutt, 1969-70 (25)	10
Eric Brown, 1988-89 (31)	9
Rusty Parker, 1967-68 (28)	5
Dick Hickox, 1959-60 (27)	4
John Dampier, 1963-64 (27)	4
Mike Wittman, 1966-67 (26)	4
Don Curnutt, 1967-68 (28)	4

Games Played

Mario Bland, 1999-00	34
Elton Tyler, 1999-00	**34**
John Salmons, 1999-00	**34**
Leroy Hurd, 1999-00	**34**

Consecutive 3-Pt. Field Goals Made

Johnny Hemsley vs. Lafayette, 1998-99	8
Samarr Logan vs. Boston College, 1989-90	6
Steve Frazier vs. Florida Atlantic, 1994-95	5
Steven Edwards vs. Georgetown, 1995-96	4

Returning Players in **Bold**
Games Played in ()

Rick Barry, who still owns five UM career records, scored a school-record 973 points during the 1964-65 season and is the only player to lead the NCAA, NBA and ABA in single-season scoring.



Individual CAREER RECORDS

Points Scored (FG-FT)

Rick Barry, 1962-65 (816-666) 2,298
Eric Brown, 1985-89 (805-633) 2,270
Don Curnutt, 1967-70 (813-380) 2,006
Tim James, 1995-99 (681-331) 1,713
Dennis Burns, 1985-89 (690-205) 1,594
Dick Hickox, 1958-61 (560-409) 1,529
Johnny Hemsley 1996-00 (530-164) 1,497
Steven Edwards, 1992-96 (419-290) 1,393
Ron Godfrey, 1958-61 (518-348) 1,384
Mike Wittman, 1964-67 (492-335) 1,319
Joe Wylie, 1988-91 (501-289) 1,297
Willie Allen, 1968-71 (482-329) 1,293
Mike McCoy, 1960-63 (524-183) 1,231
Mario Bland, 1996-00 (450-289) 1,199
Gene Stage, 1955-58 (450-292) 1,192
Rusty Parker, 1965-68 (472-246) 1,190
Kevin Presto, 1985-89 (376-234) 1,156
Constantin Popa, 1991-95 (452-228) 1,132
Bob Campbell, 1946-50 (471-134) 1,076
Julie Cohen, 1959-62 (388-266) 1,042
Dick Miani, 1952-56 (392-258) 1,042
Jerome Scott, 1988-92 (359-235) 1,038
Rick Jones, 1964-67 (374-281) 1,029

Field Goals Made

Rick Barry, 1962-65 816
Don Curnutt, 1967-70 813
Eric Brown, 1985-89 805
Dennis Burns, 1985-89 690
Tim James, 1995-99 681
Dick Hickox, 1958-61 560
Johnny Hemsley, 1996-00 530
Mike McCoy, 1960-63 524
Ron Godfrey, 1958-61 518
Joe Wylie, 1988-91 501
Mike Wittman, 1964-67 492
Willie Allen, 1968-71 482



Steven Edwards finished his career as The BIG EAST Conference all-time leader in three-point field goals made and attempted..

Field Goal Attempts

Don Curnutt, 1967-70 1,816
Rick Barry, 1962-65 1,564
Eric Brown, 1985-89 1,504
Tim James, 1995-99 1,431
Dennis Burns, 1985-89 1,409
Dick Hickox, 1958-61 1,275
Johnny Hemsley, 1996-00 1,283
Mike McCoy, 1960-63 1,212
Sy Chadroff, 1949-52 1,132
Ron Godfrey, 1958-61 1,119
Steven Edwards, 1992-96 1,097
Willie Allen, 1968-71 1,060

Field Goal Percentage

(Minimum 4 FGM Per Game Played)

Eric Brown, 1985-89 (805-1504) ..... .535
Rick Barry, 1962-65 (816-1564) ..... .522
Donald Strong, 1970-71 (167-321) ..... .520
Rusty Parker, 1965-68 (472-915) ..... .516
Tito Horford, 1986-88 (313-613) ..... .511
Constantin Popa, 1991-95 (452-917) ..... .493
Dennis Burns, 1985-89 (690-1409) ..... .490
Joe Wylie, 1988-91 (501-1032) ..... .485
Tim James, 1995-99 (681-1431) ..... .476
Mike Wittman, 1964-67 (492-1040) ..... .473

3-Point Field Goals Made

Steven Edwards, 1992-96 265
Kevin Presto, 1985-89 170
Johnny Hemsley, 1996-00 164
Jake Morton, 1988-93 136
Kevin Norris, 1994- 134
Samarr Logan, 1989-92 100
Steve Frazier, 1992-98 98
Jerome Scott, 1988-92 85
Trevor Burton, 1989-93 76
Steve Frazier, 1993-96 75
Torey McCormick, 1993-97 72
Levertis Williams, 1987-89 68
Michael Gardner, 1991-94 63
Note: 3-point FGs were adopted in 1986-87

3-Point Field Goals Attempted

Steven Edwards, 1992-96 766
Johnny Hemsley, 1996-00 487
Kevin Presto, 1985-89 453
Kevin Norris, 1994-98 407
Jake Morton, 1988-93 390
Steve Frazier, 1992-98 319
Samarr Logan, 1989-92 265
Jerome Scott, 1988-92 246
Steve Frazier, 1993-96 239
Torey McCormick, 1993-97 222
Michael Gardner, 1991-94 217
Trevor Burton, 1989-93 189
Levertis Williams, 1987-89 184
Joel Warren, 1985-89 126

3-Point Field Goal Percentage

(Minimum 75 Attempts)

Thomas Hocker, 1987-90 (53-125) ..... .424
Trevor Burton, 1989-93 (75-189) ..... .397
Samarr Logan, 1989-92 (100-265) ..... .377
Kevin Presto, 1985-89 (170-453) ..... .375
Doug Elliott, 1989-91 (50-135) ..... .370
Levertis Williams, 1987-89 (68-184) ..... .370
Anthony Rosa, 1993-96 (33-90) ..... .367
Jake Morton, 1988-93 (136-390) ..... .349
Joel Warren, 1985-89 (44-126) ..... .349
Steven Edwards, 1992-96 (265-766) ..... .346

Consecutive Games With 3-Point Field Goal Made

Steven Edwards, 1994-95 32
Steven Edwards, 1993 26
Johnny Hemsley, 1998-99 20
Steven Edwards, 1995-96 20
Kevin Presto, 1988-89 14
Steven Edwards, 1994 14
Steve Frazier, 1994 14
Kevin Norris, 1997 12
Kevin Presto, 1988-89 11
Steven Edwards, 1994 11
Steve Frazier, 1994 11
Kevin Presto, 1988 10
Kevin Presto, 1987 10

Free Throws Made

Rick Barry, 1962-65 666
Eric Brown, 1985-89 633
Dick Hickox, 1958-61 409
Eric Brown, 1985-89 387
Don Curnutt, 1967-70 380
Ron Godfrey, 1958-61 348
Mike Wittman, 1964-67 335
Tim James, 1995-99 331
Willie Allen, 1968-71 316
Edwin Morris, 1955-58 308
Gene Stage, 1955-58 292
Steven Edwards, 1992-96 290

Free Throws Attempted

Eric Brown, 1985-89 840
Rick Barry, 1962-65 786
Willie Allen, 1968-71 553
Tim James, 1995-99 514
Dick Hickox, 1958-61 512
Ron Godfrey, 1958-61 469
Don Curnutt, 1967-70 456
Joe Wylie, 1988-91 451
Mike Wittman, 1964-67 441
Mario Bland, 1996-00 437
Steven Edwards, 1992-96 415
Julie Cohen, 1959-62 390

Returning Players in **Bold**,
* - Records Beginning in 1985-86

Individual CAREER RECORDS

Free Throw Percentage

(Minimum 2 FTM Per Game Played)

Dod Hammond, 1959-60 (64-73) ..... .877
Rick Barry, 1962-65 (665-786) ..... .846
Rick Jones, 1964-67 (281-337) ..... .834
Don Curnutt, 1967-70 (380-456) ..... .833
Johnny Hemsley, 1996-00 (273-339) ..... .805
Dick Hickox, 1958-60 (409-512) ..... .799
John Dampier, 1963-65 (113-144) ..... .785
Ken Allen, 1960-63 (136-175) ..... .777
Junior Gee, 1964-67 (190-246) ..... .772
Wayne Beckner, 1962-65 (188-244) ..... .770
Jerry Stevenson, 1967-69 (115-150) ..... .767

Rebounds

Rick Barry, 1962-65 1,274
Willie Allen, 1968-71 916
Harry Manushaw, 1958-61 914
Mike McCoy, 1960-63 857
Tim James, 1995-99 856
Eric Brown, 1985-89 855
Edwin Morris, 1955-58 787
Ron Godfrey, 1958-61 767
Joe Wylie, 1988-91 758
Constantin Popa, 1991-95 701
Mike Wittman, 1964-67 695

Assists*

Vernon Jennings, 1996-00 520
Kevin Norris, 1994-98 493
Kevin Presto, 1985-89 412
Thomas Hocker, 1987-90 384
Michael Gardner, 1991-94 319
Steven Edwards, 1992-96 312
Jerome Scott, 1988-92 257
Dennis Burns, 1985-89 236
Joel Warren, 1985-89 225
Trevor Burton, 1989-93 223
Eric Brown, 1985-89 198

Steals*

Kevin Norris, 1994-98 208
Vernon Jennings, 1996-00 199
Jerome Scott, 1988-92 187
Jake Morton, 1988-93 167
Kevin Presto, 1985-89 154
Steven Edwards, 1992-96 138
Dennis Burns, 1985-89 136
Tim James, 1995-99 127
Eric Brown, 1985-89 122
Johnny Hemsley, 1999-00 113
Alex Fraser, 1993-97 112
Michael Gardner, 1991-94 110
Thomas Hocker, 1987-90 89
Constantin Popa, 1991-95 89

Blocked Shots*

Constantin Popa, 1991-95 263
Tim James, 1995-99 224
Tito Horford, 1986-88 125
Dennis Burns, 1985-89 123
Eric Brown, 1985-89 84
Joe Wylie, 1988-91 84
Elton Tyler, 1997- **66**
Tim Harvey, 1985-87 56
Will Davis, 1993-97 56
Steve Rich, 1993-96 55
Alex Fraser, 1993-97 54
Pat Lawrence, 1991-94 46
Hammie Ward, 1989-93 38

Personal Fouls

Constantin Popa, 1991-95 375
Eric Brown, 1985-89 332
Hammie Ward, 1989-93 311
Jake Morton, 1988-93 308
Mario Bland, 1996-00 305
Ron Godfrey, 1958-61 283
Kevin Presto, 1985-89 277
Veron Jennings, 1996-00 269
Willie Allen, 1968-71 256
Mike Hutslar, 1967-70 255
Rick Jones, 1964-67 249
Edwin Morris, 1955-58 247
Rusty Parker, 1965-68 246
Mark Richardson, 1985-89 246

Disqualifications

Mike Hutslar, 1967-70 25
Rusty Parker, 1965-68 21
Edwin Morris, 1955-58 20
Hammie Ward, 1989-93 18
Bill Soens, 1966-68 18
Eric Brown, 1985-89 18
Constantin Popa, 1991-95 18
Ron Godfrey, 1958-61 16
Willie Allen, 1968-71 15
Mark Richardson, 1985-89 15

Games Played

Kevin Presto, 1985-89 121
Mario Bland, 1996-00 120
Eric Brown, 1985-89 120
Dennis Burns, 1985-89 119
Tim James, 1995-99 115
Joel Warren, 1985-89 113
Jake Morton, 1988-93 113
Constantin Popa, 1991-95 113
Kevin Norris, 1994-98 113
Vernon Jenning, 1996-00 111
Steven Edwards, 1992-96 110
Alex Fraser, 1993-97 110
Johnny Hemsley, 1996-00 108
Mark Richardson, 1985-89 108
Trevor Burton, 1989-93 107
Jerome Scott, 1988-92 104
Hammie Ward, 1989-93 100

Games Started*

Kevin Norris, 1994-98 108
Eric Brown, 1985-89 106
Alex Fraser, 1993-97 98
Mario Bland, 1998-00 97
Kevin Presto, 1985-89 91
Steven Edwards, 1992-96 91
Tim James, 1995-99 85
Constantin Popa, 1991-95 83
Dennis Burns, 1985-89 79
Johnny Hemsley, 1996-00 76
Jerome Scott, 1988-92 73
vernon Jenning, 1996-00 .....
Trevor Burton, 1989-93 68
Michael Gardner, 1991-94 67

Consecutive Games Started*

Kevin Norris, 1994-98 108
Jerome Scott, 1990-92 72
Alex Fraser, 1994-96 67
Tim James, 1997-99 61
Mario Bland, 1998-00 58
John Salmons, 1998- **46**
Hammie Ward, 1991-92 39
Dennis Burns, 1987-89 36
Constantin Popa, 1992-93 34
Elton Tyler, 1999- **34**
Joe Wylie, 1990-91 33
Trevor Burton, 1990-92 33
Trevor Burton, 1992-93 33
Michael Gardner, 1991-94 31
Steven Edwards, 1994-95 31
Alex Fraser, 1996-97 31
*-years listed are the years of the conecutive starts

Minutes Played*

Eric Brown, 1985-89 3,761
Kevin Presto, 1985-89 3,453
Tim James, 1995-99 3,371
Kevin Norris, 1994-98 3,255
Dennis Burns, 1985-89 3,176
Johnny Hemsley, 1996-00 3,170
Steven Edwards, 1992-96 3,062
Vernon Jennings, 1996-00 2,926
Mario Bland, 1996-00 2,865
Jerome Scott, 1988-92 2,830
Constantin Popa, 1991-95 2,624
Trevor Burton, 1989-93 2,587
Alex Fraser, 1993-97 2,453
Joe Wylie, 1988-91 2,407
Jake Morton, 1988-93 2,394

20-Point Games

Rick Barry, 1962-65 61
Don Curnutt, 1967-70 61
Eric Brown, 1985-89 54
Dick Hickox, 1958-61 41
Mike Wittman, 1964-67 33
Johnny Hemsley, 1996-00 29
Joe Wylie, 1988-91 29
Tim James, 1995-99 28
Ron Godfrey, 1958-61 28
Willie Allen, 1968-71 28
Mike McCoy, 1960-63 27
Dennis Burns, 1985-89 24

Returning Players in **Bold**,
* - Records Beginning in 1985-86

RECORDS

Year-by-Year RECORDS

Scoring Leaders

Year	Player	FG	FT	Pts
1926-27	No record available			
1927-28	Rodger Ashman			169
1928-29	Rodger Ashman	49	18	116
1929-31	No record available			
1931-32	Polger	71	25	167
1932-38	No team			
1938-39	No record available			
1939-40	John Tobin	86	24	196
1940-41	John Tobin	71	27	169
1941-42	John Tobin	91	39	221
1943-45	No Team			
1945-46	Louis Edwards	53	17	123
1946-47	Bob Campbell	164	39	367
1947-48	Abe Friedman	92	37	221
1948-49	Bob Campbell	164	39	367
1949-50	Mackey MacDonald	134	48	316
1950-51	Sy Chadroff	107	54	268
1951-52	Sy Chadroff	180	999	459
1952-53	Howard Keene	112	126	350
1953-54	Willie Schayowitz	95	37	227
1954-55	Dick Miani	114	73	301
1955-56	Dick Miani	186	139	511
1956-57	Gene Stage	158	145	461
1957-58	Gene Stage	137	79	353
1958-59	Dick Hickox	161	131	453
1959-60	Dick Hickox	219	158	596
1960-61	Dick Hickox	180	120	480
1961-62	Mike McCoy	199	80	478
1962-63	Mike McCoy	237	80	554
1963-64	Rick Barry	314	242	870
1964-65	Rick Barry	340	293	973
1965-66	Mike Wittman	208	151	567
1966-67	Mike Wittman	219	147	585
1967-68	Don Curnutt	268	99	635
1968-69	Don Curnutt	262	138	662
1969-70	Don Curnutt	283	143	709
1970-71	Willie Allen	184	129	497
1972-85	No team			
1985-86	Eric Brown	174	112	460
1986-87	Eric Brown	183	114	460
1987-88	Eric Brown	193	161	551
1988-89	Eric Brown	255	246	765
1989-90	Joe Wylie	210	91	514
1990-91	Joe Wylie	186	143	515
1991-92	Jerome Scott	100	122	371
1992-93	Steven Edwards	127	97	430
1993-94	Jamal Johnson	102	53	257
1994-95	Steven Edwards	102	91	359
1995-96	Steven Edwards	114	68	361
1996-97	Tim James	165	73	405
1997-98	Tim James	184	97	469
1998-99	Tim James	215	115	557
1999-00	Johnny Hemsley	194	90	542

Rebounding Leaders

Year	Player	Off	Def	Total
1950-51	Howard Keene	—	—	271
1951-52	Howard Keene	—	—	218
1952-53	No record available			
1953-54	No record available			
1954-55	Ken Ryskamp	—	—	181
1955-56	Ed Morris	—	—	322
1956-57	Ed Morris	—	—	246
1957-58	Dick Berghoff	—	—	278
1958-59	Harry Manushaw	—	—	372
1959-60	Harry Manushaw	—	—	321
1960-61	Ron Godfrey	—	—	256
1961-62	Mike McCoy	—	—	338
1962-63	Rick Barry	—	—	351
1963-64	Rick Barry	—	—	448
1964-65	Rick Barry	—	—	475
1965-66	Mike Wittman	—	—	260
1966-67	Billy Soens	—	—	330
1967-68	Billy Soens	—	—	299
1968-69	Wayne Canaday	—	—	319
1969-70	Wayne Canaday	—	—	327
1970-71	Willie Allen	—	—	316
1972-85	No team			
1985-86	Eric Brown	—	—	208
1986-87	Tito Horford	59	178	241
1987-88	Tito Horford	65	206	271
1988-89	Eric Brown	81	168	249
1989-90	Joe Wylie	89	177	266
1990-91	Joe Wylie	110	169	279
1991-92	Constantin Popa	64	88	152
1992-93	Constantin Popa	76	121	197
1993-94	Constantin Popa	57	105	162
1994-95	Constantin Popa	76	114	190
1995-96	Steve Rich	70	90	160
1996-97	Tim James	88	108	196
1997-98	Tim James	90	173	263
1998-99	Tim James	83	163	246
1999-00	Mario Bland	90	147	237







Dick Hickox (top left), Don Curnutt, Eric Brown, John Tobin (left) and Tim James are the only players to lead the Hurricanes in scoring at least three consecutive seasons.

Year-by-Year RECORDS

Assist Leaders*

Year	Player	Assists Total
1985-86	Bryan Hughes	129
1986-87	Kevin Presto	117
1987-88	Thomas Hocker	136
1988-89	Thomas Hocker	109
1989-90	Thomas Hocker	139
1990-91	Jerome Scott	111
1991-92	Michael Gardner	98
1992-93	Michael Gardner	154
1993-94	Torey McCormick	85
1994-95	Kevin Norris	102
1995-96	Kevin Norris	111
1996-97	Kevin Norris	142
1997-98	Kevin Norris	138
1998-99	Vernon Jennings	167
1999-00	Vernon Jennings	218

*-Did not become an official NCAA statistic until 1985-86



Thomas Hocker was the first player to lead UM in assists for three consecutive seasons.

Blocked Shot Leaders*

Year	Player	Blocks Total
1985-86	Tim Harvey	46
1986-87	Tito Horford	45
1987-88	Tito Horford	80
1988-89	Dennis Burns	36
1989-90	Joe Wylie	32
1990-91	Joe Wylie	37
1991-92	Constantin Popa	64
1992-93	Constantin Popa	85
1993-94	Constantin Popa	59
1994-95	Constantin Popa	55
1995-96	Tim James	50
1996-97	Tim James	64
1997-98	Tim James	45
1998-99	Tim James	65
1999-00	Elton Tyler	34

*-Did not become an official NCAA statistic until 1985-86



Constantin Popa led UM in blocks all four seasons with the Hurricanes.

Steal Leaders*

Year	Player	Steals Total
1985-86	Bryan Hughes	42
1986-87	Kevin Presto	44
1987-88	Dennis Burns	48
1988-89	Eric Brown	44
1989-90	Jake Morton	45
1990-91	Jerome Scott	70
1991-92	Jerome Scott	77
1992-93	Steven Edwards	56
1993-94	Torey McCormick	43
1994-95	Kevin Norris	49
1995-96	Kevin Norris	45
1996-97	Clifton Clark	47
1997-98	Kevin Norris	68
1998-99	Vernon Jennings	60
1999-00	Vernon Jennings	75

*-Did not become an official NCAA statistic until 1985-86



Jerome Scott is the only Hurricane to record back-to-back seasons of 70 or more steals.

Hurricane Head Coaches RECORDS

Year-By-Year Coach, Seasons

Coach, seasons	Years	Won	Lost	Pct.
Art Webb, 3 seasons	1926-28, 1930-31	18	12	.600
Tom McCann, 2 seasons	1928-29, 1931-32	30	7	.811
Hart Morris, 10 seasons	1938-42, 1946-52	119	82	.592
W.H. Steers, 1 season	1945-46	8	5	.615
Dave Wike, 2 seasons	1952-54	14	22	.389
Bruce Hale, 13 seasons	1954-67	220	112	.663
Ron Godfrey, 4 seasons	1967-71	47	57	.452
Bill Foster, 5 seasons	1985-90	78	71	.523
Leonard Hamilton, 10 seasons	1990-00	144	147	.495
Totals, 50 Seasons	**1926-2000**	**678**	**515**	**.568**



Bruce Hale's 220 victories are the most by a UM head coach.



Leonard Hamilton was twice named BIG EAST Coach of the Year during his tenure at Miami.

Year-By-Year Coaching Records

Year	W	L	PCT	Points Scored Miami	Points Scored Opponents	Head Coach
1926-27*	7	1	.875	348	170	Art Webb
1927-28	8	4	.667	406	310	Art Webb
1928-29	13	6	.684	670	419	Tom McCann
1929-30	No team					
1930-31	3	7	.300	252	331	Art Webb
1931-32#	17	1	.944	816	456	Tom McCann
1932-38	No team					
1938-39	4	6	.400	372	422	Hart Morris
1939-40	8	12	.400	716	824	Hart Morris
1940-41	10	6	.625	707	654	Hart Morris
1941-42	9	7	.563	628	570	Hart Morris
1942-45	No team					
1945-46	8	5	.615	560	568	W.H. Steers
1946-47	20	7	.769	1,400	1,192	Hart Morris
1947-48	11	7	.611	997	902	Hart Morris
1948-49	19	8	.704	1,633	1,515	Hart Morris
1949-50	14	9	.609	1,446	1,393	Hart Morris
1950-51	10	12	.455	1,487	1,520	Hart Morris
1951-52	14	8	.636	1,687	1,438	Hart Morris
1952-53	9	12	.429	1,503	1,502	Dave Wike
1953-54	5	10	.333	1,015	1,161	Dave Wike
1954-55	9	11	.450	1,555	1,544	Bruce Hale
1955-56	14	12	.539	2,170	2,115	Bruce Hale
1956-57	13	13	.500	2,029	2,167	Bruce Hale
1957-58	14	8	.636	1,741	1,641	Bruce Hale
1958-59	18	7	.720	2,190	2,029	Bruce Hale
1959-60	23	4	.852	2,427	2,192	Bruce Hale
1960-61	20	7	.741	2,230	2,036	Bruce Hale
1961-62	14	12	.539	2,069	2,045	Bruce Hale
1962-63	23	5	.821	2,509	2,201	Bruce Hale
1963-64	20	7	.741	2,575	2,352	Bruce Hale
1964-65	22	4	.846	2,558	2,190	Bruce Hale
1965-66	15	11	.577	2,271	2,208	Bruce Hale
1966-67	15	11	.577	2,126	2,091	Bruce Hale
1967-68	17	11	.607	2,368	2,419	Ron Godfrey
1968-69	14	10	.583	1,985	2,048	Ron Godfrey
1969-70	9	17	.346	2,293	2,521	Ron Godfrey
1970-71	7	19	.269	2,143	2,373	Ron Godfrey
1971-85	No team					
1985-86	14	14	.500	2,006	2,131	Bill Foster
1986-87	15	16	.491	2,332	2,335	Bill Foster
1987-88	17	14	.548	2,453	2,400	Bill Foster
1988-89	19	12	.613	2,809	2,778	Bill Foster
1989-90	13	15	.464	2,014	2,132	Bill Foster
1990-91	9	19	.321	2,027	2,078	Leonard Hamilton
1991-92	8	24	.250	1,941	2,160	Leonard Hamilton
1992-93	10	17	.370	1,929	2,004	Leonard Hamilton
1993-94	7	20	.259	1,690	1,909	Leonard Hamilton
1994-95	15	13	.536	1,831	1,888	Leonard Hamilton
1995-96	15	13	.536	1,883	1,873	Leonard Hamilton
1996-97	16	13	.552	1,887	1,821	Leonard Hamilton
1997-98	18	10	.642	1,962	1,836	Leonard Hamilton
1998-99	23	7	.767	2,178	1,950	Leonard Hamilton
1999-00	23	11	.676	2,346	2,127	Leonard Hamilton
Totals	**678**	**515**	**.568**	**87,518**	**82,941**	

*First year UM played all freshmen opponents #Played no senior colleges

SERIES RECORDS

Opponent	W-L	First Game	Last Game
A			
Agoga	2-0	1928-29	1928-29
Akron	0-1	1956-57	1956-57
Alabama	0-1	1968-69	1968-69
Alabama State	1-1	1987-88	1989-90
Alaska-Anchorage	0-1	1987-88	1987-88
Albany Ga. Blues	0-1	1938-39	1938-39
Alumni	1-0	1941-42	1941-42
American University	2-1	1970-71	1987-88
Arizona	0-2	1985-86	1989-90
Arizona State	0-2	1989-90	1991-92
Arkansas	1-0	1999-00	1999-00
Armstrong State	1-0	1986-87	1986-87
Army	3-0	1957-58	1963-64
Auburn	1-0	1966-67	1966-67
B			
Banana River A.F.	1-0	1946-47	1946-47
Baptist	2-0	1985-86	1989-90
Barry	2-0	1991-92	1992-93
Bethune-Cookman	4-0	1988-89	1999-00
Boca Chica	1-0	1951-52	1951-52
Boca Raton AAF	1-2	1945-46	1946-47
Boston College	8-9	1962-63	1999-00
Boston University	1-0	1965-66	1965-66
Bowling Green	0-1	1951-52	1951-52
Boynton	1-0	1939-40	1939-40
Bradley	1-0	1955-56	1955-56
Brandeis	0-1	1953-54	1953-54
Brigham Young	2-2	1959-60	1988-89
Brooklyn College	3-0	1985-86	1989-90
Brown University	1-1	1967-68	1985-86
Bucknell	2-0	1968-69	1969-70
Buffalo	2-0	1993-94	1996-97
C			
Centenary	2-2	1959-60	1969-70
Central Connecticut St.	1-0	1989-90	1989-90
Central Florida	4-0	1986-87	1999-00
Checker Cab	1-0	1948-49	1948-49
Church League All-Stars	1-0	1928-29	1928-29
The Citadel	1-1	1958-59	1985-86
Cincinnati	1-0	1946-47	1946-47
City College Charleston	1-0	1946-47	1946-47
City Hall	1-0	1928-29	1928-29
Clemson	0-5	1955-56	1995-96
Coast Guard	2-0	1945-46	1945-46
Colgate	1-0	1987-88	1987-88
Colorado	0-1	1956-57	1956-57
Columbia	1-1	1952-53	1995-96
Connecticut	5-11	1956-57	1999-00
Coppin State	2-0	1986-87	1987-88
Cornell	1-0	1962-63	1962-63
Creighton	2-2	1963-64	1970-71
Culver-Stockton	1-0	1951-52	1951-52
D			
Dartmouth	3-1	1950-51	1990-91
Davidson	3-1	1988-89	1991-92
Dayton	1-7	1956-57	1989-90
DePaul	1-6	1987-88	1996-97
Detroit Mercy	1-0	1999-00	1999-00
Duke	1-4	1962-63	1988-89
Duquesne	2-1	1964-65	1987-88

Opponent	W-L	First Game	Last Game
E-F			
Eastern Airlines	1-0	1939-40	1939-40
Eastern Illinois	1-1	1948-49	1988-89
Eastern Kentucky	2-1	1967-68	1997-98
Eglin Field	0-1	1952-53	1952-53
Elon	0-1	1939-40	1939-40
Fairfield	0-1	1985-86	1985-86
Fairleigh Dickinson	1-1	1986-87	1987-88
Florida	21-42	1927-28	1998-99
Florida A&M	6-0	1967-68	1995-96
Florida Atlantic	13-0	1988-89	1999-00
Florida International	6-1	1986-87	1992-93
Florida Southern	58-8	1927-28	1970-71
Florida State	24-26	1950-51	1989-90
Fordham	1-1	1970-71	1994-95
Ft. Lauderdale NAS	0-1	1945-46	1945-46
Furman	0-2	1951-52	1954-55
G-H			
George Mason	1-1	1989-90	1990-91
George Washington	0-2	1970-71	1991-92
Georgetown	10-16	1954-55	1999-00
Georgia	1-3	1938-39	1992-93
Georgia State	3-0	1985-86	1998-99
Georgia Tech	1-2	1952-53	1997-98
Hartford	3-1	1985-86	1999-00
Havana	5-1	1927-28	1948-49
Hawaii	2-1	1967-68	1968-69
Hofstra	1-0	1985-86	1985-86
Holy Cross	1-0	1960-61	1960-61
Houston	5-9	1955-56	1970-71
Howard	0-1	1991-92	1991-92
I-K			
Illinois	0-1	1968-69	1968-69
Illinois State	0-1	1999-00	1999-00
Iona	1-0	1959-60	1959-60
Jacksonville Navy	1-2	1941-42	1941-42
Jacksonville University	24-6	1957-58	1997-98
Jewish Prog. AA-Atlanta	0-1	1938-39	1938-39
Junior C. of C.	1-1	1928-29	1928-29
Kansas	1-3	1986-87	1990-91
Kentucky	0-3	1956-57	1999-00
Kentucky Wesleyan	4-1	1955-56	1959-60
Key West Navy	1-0	1951-52	1951-52
L-M			
Lafayette	2-1	1970-71	1998-99
La Salle	4-9	1950-51	1970-71
Lehigh	3-1	1970-71	1996-97
Long Island	1-0	1988-89	1988-89
Louisiana-Lafayette	0-1	1999-00	1999-00
LSU	2-1	1950-51	1957-58
Louisville	2-5	1950-51	1965-66
Loyola (N.O.)	9-7	1952-53	1970-71
Maine	1-0	1991-92	1991-92
Manhattan	1-0	1985-86	1985-86
Marist	1-1	1987-88	1987-88
Marquette	2-2	1985-86	1988-89
Marshall	2-1	1941-42	1991-92
Maryland	4-4	1948-49	1970-71
Maryland-Baltimore Co.	2-0	1987-88	1989-90
Maryland-Eastern Shore	3-0	1985-86	1988-89
McDill Field	2-0	1945-46	1947-48
Mediterranean A.S.	1-0	1945-46	1945-46
Memphis*	4-6	1955-56	1999-00
Mercer	1-1	1938-39	1989-90
Miami Beach	1-0	1928-29	1928-29

SERIES RECORDS

Opponent	W-L	First Game	Last Game
Miami Beach All-Stars	1-0	1952-53	1952-53
Miami Beach Canoe Club	2-0	1927-28	1927-28
Miami (Ohio)	5-4	1946-47	1990-91
Michigan	0-2	1987-88	1996-97
Mississippi	2-0	1949-50	1949-50
Mississippi College	1-0	1955-56	1955-56
Mississippi Southern	1-1	1955-56	1956-57
Mississippi State	1-1	1957-58	1990-91
Monmouth	1-1	1987-88	1999-00
Morehead State	4-3	1946-47	1970-71
Mount St. Mary's	1-0	1966-67	1966-67
Muffetts	2-0	1948-49	1949-50
Murray State	2-1	1952-53	1961-62
N			
Navy	0-1	1986-87	1986-87
Navy Rec. Barracks	0-1	1945-46	1945-46
Nebraska	1-1	1951-52	1970-71
Nevada	1-1	1963-64	1965-66
New Mexico	0-2	1986-87	1988-89
New Orleans	0-2	1985-86	1985-86
New York University	1-1	1954-55	1967-68
Niagara	1-0	1964-65	1964-65
North Carolina	0-5	1949-50	1999-00
North Carolina-Asheville	1-0	1993-94	1993-94
North Carolina Charlotte	1-2	1997-98	1999-00
North Carolina State	0-1	1939-40	1939-40
North Carolina-Wilmington	0-1	1992-93	1992-93
Northeastern	1-0	1990-91	1990-91
Northeastern Illinois	2-0	1994-95	1995-96
Northern Iowa	1-0	1998-99	1998-99
Notre Dame	7-6	1985-86	1999-00
O-P			
Ohio State	2-1	1953-54	1999-00
Ohio University	1-1	1965-66	1969-70
Oklahoma City	5-4	1957-58	1970-71
Old Dominion	1-0	1988-89	1988-89
Oral Roberts	1-1	1988-89	1988-89
Oregon State	0-1	1969-70	1969-70
Penn State	0-4	1986-87	1994-95
Pennsylvania	4-3	1947-48	1988-89
Pensacola NAS	2-0	1946-47	1946-47
Pepperdine	0-1	1969-70	1969-70
Pi Chi	2-0	1939-40	1940-41
Pittsburgh	15-13	1947-48	1999-00
Ponce de Leon	0-1	1928-29	1928-29
Princeton	1-1	1948-49	1948-49
Providence	9-12	1962-63	1999-00
Purdue	0-2	1987-88	1998-99
Quinnipiac	1-0	1999-00	1999-00
R			
Radford	1-0	1986-87	1986-87
Redland	1-0	1928-29	1928-29
Rhode Island	4-0	1961-62	1969-70
Rider	1-0	1985-86	1985-86
Rio Grande	0-1	1953-54	1953-54
Robert Morris	1-0	1994-95	1994-95
Rollins	35-13	1927-28	1964-65
Rutgers	7-2	1988-89	1999-00
S			
St. Francis (NY)	1-0	1962-63	1962-63
St. Francis (PA)	1-0	1986-87	1986-87
St. John's	10-11	1962-63	1999-00
St. Joseph's (PA)	1-3	1950-51	1990-91
St. Louis	0-2	1960-61	1988-89
St. Mary's (CA)	4-0	1963-64	1969-70
St. Peter's	1-0	1962-63	1962-63
St. Thomas**	2-0	1969-70	1987-88
Sam Houston State	1-0	1993-94	1993-94
San Diego State	1-1	1986-87	1987-88
San Francisco	0-3	1960-61	1965-66
Savannah State	1-0	1988-89	1988-89
Sebring A.C.	1-0	1927-28	1927-28
Sebring Firemen	1-0	1930-31	1930-31
Seton Hall	7-12	1956-57	1999-00
Seventh Naval District	0-1	1945-46	1945-46
Shenandoah Presb.	1-0	1940-41	1940-41
South Carolina	5-2	1948-49	1987-88
South Florida	6-2	1987-88	1990-91
Southern California	0-2	1990-91	1992-93
Southern Illionois	1-0	1997-98	1997-98
Southern Methodist	0-2	1990-91	1991-92
Southwest Texas State	0-1	1992-93	1992-93
Spring Hill College	0-2	1955-56	1956-57
Stanford	1-1	1986-87	1988-89
Stetson	40-33	1927-28	1970-71
Syracuse	4-10	1963-64	1999-00
T			
Tampa	44-10	1939-40	1968-69
Teachers College of CN	1-0	1950-51	1950-51
Temple	0-1	1961-62	1961-62
Tennessee	1-3	1954-55	1996-97
Tennessee Tech	2-0	1946-47	1988-89
Texas	1-1	1987-88	1988-89
Texas A&M	1-0	1956-57	1956-57
Texas Christian	0-1	1957-58	1957-58
Texas Tech	1-0	1952-53	1952-53
Toledo	1-0	1956-57	1956-57
Toronto	1-0	1958-59	1958-59
Towson State	1-0	1985-86	1985-86
Tulane	4-4	1946-47	1989-90
Tulsa	1-1	1961-62	1999-00
Turner's Sports Shop	2-2	1928-29	1930-31
U-Z			
UCLA	0-4	1969-70	1997-98
UNLV	0-2	1994-95	1996-97
Utah	1-0	1965-66	1965-66
Valparaiso	0-1	1956-57	1956-57
Villanova	5-10	1991-92	1999-00
Virginia	2-0	1965-66	1966-67
Virginia Commonwealth	2-1	1987-88	1990-91
Volks A.C.	0-1	1927-28	1927-28
Wagner	0-1	1993-94	1993-94
Wake Forest	0-2	1939-40	1990-91
Washington	0-3	1967-68	1989-90
Washington & Lee	1-0	1954-55	1954-55
West Virginia	5-5	1955-56	1999-00
Western Kentucky	1-13	1946-47	1966-67
Wichita State	1-0	1988-89	1988-89
William & Mary	1-0	1965-66	1965-66
Winthrop	2-1	1986-87	1995-96
Wisconsin	0-2	1985-86	1986-87
Wisconsin-Green Bay	1-1	1985-86	1986-87
Xavier	2-0	1955-56	1959-60
Yale	4-2	1950-51	1986-87
YMHA	2-0	1940-41	1948-49

* - Formerly Memphis State University
** - Formerly Biscayne College

SERIES RESULTS
Vs. All Opponents

Agoga (2-0)
1928-29 . . . . W . . . 49-19 . . . (h)
1928-29 . . . . W . . . 63-33 . . . (h)

Akron (0-1)
12-8-56 . . . . . L . . . 106-80 . . . (a)

Alabama (0-1)
12-13-68 . . . . L . . . 85-72 . . . (a)

Alabama State (1-1)
12-21-87 . . . . W . . . 110-107 . . . (h)
12-16-89 . . . . L . . . 98-81 . . . (h)

Alaska-Anchorage (0-1)
11-29-87 . . . . L . . . 78-77 . . . (a)

Albany Georgia Blues (0-1)
1938-39 . . . . . L . . . 53-35 . . . (a)

Alumni (1-0)
1941-42 . . . . W . . . 52-32 . . . (h)

American University (2-1)
2-13-71 . . . . . L . . . 93-82 . . . (a)
2-26-86 . . . . . W . . . 73-64 . . . (h)
12-29-87 . . . . W . . . 104-70 . . . (n)

Arizona (0-2)
1-18-86 (OT) . . L . . . 81-74 . . . (h)
12-19-89 . . . . L . . . 83-53 . . . (a)

Arizona State (0-2)
1-20-90 . . . . . L . . . 62-58 . . . (h)
12-23-91 . . . . L . . . 62-57 . . . (a)

Arkansas (1-0)
3-17-00 . . . . . W . . . 75-71 . . . (n)

Armstrong State (1-0)
2-16-87 . . . . . W . . . 97-47 . . . (h)

Army (3-0)
2-8-58 . . . . . W . . . 92-82 . . . (h)
12-28-60 . . . . W . . . 82-75 . . . (h)
12-27-63 . . . . W . . . 79-71 . . . (h)

Auburn (1-0)
12-17-66 . . . . W . . . 87-73 . . . (n)

Banana River A.F. (1-0)
2-28-47 . . . . . W . . . 68-48 . . . (h)

Baptist (2-0)
1-23-86 . . . . . W . . . 71-60 . . . (h)
12-1-89 . . . . . W . . . 77-67 . . . (h)

Barry (2-0)
11-23-91 . . . . W . . . 80-67 . . . (h)
12-11-92 . . . . W . . . 81-64 . . . (h)

Bethune-Cookman (4-0)
12-5-88 . . . . . W . . . 88-72 . . . (h)
2-4-93 . . . . . W . . . 78-54 . . . (h)
12-10-93 . . . . W . . . 82-54 . . . (h)
11-30-99 . . . . W . . . 102-75 . . . (h)

Boca Chica (1-0)
1951-52 . . . . W . . . 90-53 . . . (h)

Boca Raton AAF (1-2)
1-25-46 . . . . . L . . . 55-40 . . . (h)
2-5-46 . . . . . L . . . 48-41 . . . (h)
1-29-47 . . . . . W . . . 61-43 . . . (a)

Boston College (8-9)
12-4-62 . . . . . W . . . 72-69 . . . (a)
12-29-89 . . . . L . . . 69-60 . . . (n)
1-21-92 . . . . . L . . . 51-50 . . . (h)
2-22-92 . . . . . L . . . 55-49 . . . (a)
2-10-93 . . . . . W . . . 75-71 . . . (h)
2-27-93 . . . . . L . . . 70-58 . . . (a)
1-15-94 . . . . . L . . . 69-49 . . . (a)
2-16-94 . . . . . L . . . 79-63 . . . (h)
1-21-95 . . . . . W . . . 69-68 . . . (h)
2-25-95 (OT) . . W . . . 77-71 . . . (a)
2-10-96 . . . . . L . . . 62-58 . . . (h)
1-2-97 . . . . . L . . . 65-62 . . . (a)
2-19-97 . . . . . L . . . 59-57 . . . (h)
1-28-98 . . . . . W . . . 67-57 . . . (a)
12-8-98 . . . . . W . . . 77-64 . . . (h)
1-24-99 . . . . . W . . . 75-67 . . . (a)
1-22-00 . . . . . W . . . 62-54 . . . (h)

Boston University (1-0)
12-27-65 . . . . W . . . 81-60 . . . (h)

Bowling Green State (0-1)
2-1-52 . . . . . L . . . 78-67 . . . (h)

Boynton (1-0)
1939-40 . . . . W . . . 41-29

Bradley (1-0)
12-22-55 . . . . W . . . 80-73 . . . (h)

Brandeis (0-1)
1-4-54 . . . . . L . . . 68-48 . . . (h)

Brigham Young (2-2)
12-28-59 . . . . W . . . 110-93 . . . (h)
12-10-60 . . . . L . . . 112-80 . . . (a)
2-9-88 . . . . . L . . . 99-86 . . . (h)
2-4-89 . . . . . W . . . 107-86 . . . (h)

Brooklyn College (3-0)
1-31-86 . . . . . W . . . 102-93 . . . (n)
3-7-87 . . . . . W . . . 83-64 . . . (n)
1-12-90 . . . . . W . . . 94-61 . . . (n)

Brown University (1-1)
12-19-67 . . . . W . . . 72-71 . . . (h)
12-27-85 . . . . L . . . 62-61 . . . (h)

Bucknell (2-0)
1-4-69 . . . . . W . . . 89-84 . . . (h)
1-3-70 . . . . . W . . . 93-88 . . . (h)

Buffalo (2-0)
12-19-93 . . . . W . . . 63-57 . . . (a)
11-22-96 . . . . W . . . 78-61 . . . (h)

Caribbean A.S. (1-0)
1945-46 . . . . W . . . 46-41 . . . (h)

Centenary (2-2)
12-10-59 . . . . L . . . 84-77 . . . (a)
1-26-61 . . . . . W . . . 86-74 . . . (h)
1-15-70 . . . . . W . . . 94-78 . . . (h)
2-12-70 . . . . . L . . . 107-86 . . . (a)

Central Connecticut State (1-0)
2-15-90 . . . . . W . . . 62-40 . . . (h)

Central Florida (4-0)
11-28-86 . . . . W . . . 64-54 . . . (h)
3-5-88 . . . . . W . . . 100-80 . . . (h)
12-11-98 . . . . W . . . 66-56 . . . (h)
11-19-99 . . . . W . . . 87-54 . . . (a)

Checker Cab (1-0)
1948-49 . . . . W . . . 73-33 . . . (h)

Church League All-Stars (1-0)
1928-29 . . . . W . . . 68-23 . . . (h)

The Citadel (1-1)
12-20-58 . . . . L . . . 93-77 . . . (a)
11-22-85 . . . . W . . . 85-77 . . . (h)

Cincinnati (1-0)
2-6-47 . . . . . W . . . 57-54 . . . (h)

City College of Charleston (1-0)
3-6-47 . . . . . W . . . 56-52 . . . (n)

City Hall (1-0)
1928-29 . . . . W . . . 28-20 . . . (h)

Clemson (0-5)
1-5-56 . . . . . L . . . 98-96 . . . (n)
12-13-58 . . . . L . . . 66-61 . . . (n)
12-16-66 . . . . L . . . 73-64 . . . (n)
12-20-94 . . . . L . . . 75-55 . . . (a)
12-23-95 (OT) . L . . . 66-52 . . . (h)

Coast Guard (2-0)
1-11-46 . . . . . W . . . 46-45 . . . (h)
1-26-46 . . . . . W . . . 52-45 . . . (h)

Colgate (1-0)
12-4-87 . . . . . W . . . 96-68 . . . (h)

Colorado (0-1)
1-3-57 . . . . . L . . . 73-66 . . . (h)

Columbia (1-1)
12-18-52 . . . . L . . . 65-59 . . . (h)
12-29-95 . . . . W . . . 69-62 . . . (h)

Connecticut (5-11)
12-27-56 . . . . L . . . 74-70 . . . (h)
1-2-92 . . . . . L . . . 85-62 . . . (a)
1-18-92 . . . . . L . . . 77-58 . . . (h)
1-26-93 . . . . . W . . . 80-65 . . . (h)
2-13-93 . . . . . L . . . 88-72 . . . (a)
2-5-94 . . . . . L . . . 73-57 . . . (a)
2-22-94 . . . . . L . . . 74-49 . . . (h)
1-31-95 . . . . . L . . . 82-57 . . . (a)
3-4-95 . . . . . L . . . 75-67 . . . (h)
1-6-96 . . . . . L . . . 73-52 . . . (a)
1-22-97 . . . . . W . . . 69-46 . . . (h)
2-15-97 . . . . . L . . . 72-52 . . . (a)
1-6-98 . . . . . W . . . 76-67 . . . (h)
1-20-99 (OT) . . L . . . 70-68 . . . (h)
2-20-99 . . . . . W . . . 73-71 . . . (a)
2-19-00 . . . . . W . . . 63-57 . . . (a)

Coppin State (2-0)
2-28-87 . . . . . W . . . 115-76 . . . (h)
1-20-88 . . . . . W . . . 64-54 . . . (h)

Cornell (1-0)
12-27-62 . . . . W . . . 94-74 . . . (h)

Creighton (2-2)
2-10-64 . . . . . L . . . 124-94 . . . (h)
2-5-66 . . . . . W . . . 91-81 . . . (h)
2-24-68 . . . . . W . . . 106-93 . . . (h)
1-23-71 . . . . . L . . . 104-84 . . . (a)

Culver-Stockton (1-0)
1951-52 . . . . W . . . 68-54 . . . (h)

Dartmouth (3-1)
12-27-50 . . . . W . . . 61-52 . . . (h)
12-27-67 . . . . W . . . 100-81 . . . (h)
12-20-86 . . . . L . . . 88-86 . . . (h)
12-17-90 . . . . W . . . 72-60 . . . (h)

Davidson (3-1)
2-27-89 . . . . . W . . . 90-78 . . . (h)
2-10-90 . . . . . W . . . 72-64 . . . (a)
2-2-91 . . . . . W . . . 79-67 . . . (h)
2-1-92 . . . . . L . . . 66-62 . . . (a)

Dayton (1-7)
12-5-56 . . . . . L . . . 87-48 . . . (a)
2-21-67 . . . . . L . . . 80-79 . . . (h)
2-1-68 . . . . . L . . . 98-60 . . . (a)
12-11-70 . . . . L . . . 91-77 . . . (a)
2-8-86 . . . . . L . . . 79-68 . . . (a)
2-14-87 . . . . . L . . . 92-78 . . . (h)
3-8-88 . . . . . L . . . 90-89 . . . (a)
12-6-90 . . . . . W . . . 87-82 . . . (h)

DePaul (1-6)
2-27-88 . . . . . L . . . 101-82 . . . (h)
2-11-89 . . . . . L . . . 87-79 . . . (a)
1-31-90 . . . . . L . . . 76-48 . . . (a)
2-12-90 . . . . . L . . . 66-49 . . . (h)
2-23-91 . . . . . L . . . 66-53 . . . (h)
3-6-91 . . . . . L . . . 75-58 . . . (a)
12-28-96 . . . . W . . . 61-45 . . . (h)

Detroit-Mercy (1-0)
12-21-99 . . . . W . . . 68-64 . . . (n)

Duke (1-4)
12-21-62 . . . . W . . . 71-69 . . . (h)
2-19-86 . . . . . L . . . 104-82 . . . (a)
12-22-86 . . . . L . . . 74-67 . . . (h)
1-6-88 . . . . . L . . . 107-69 . . . (a)
12-10-88 . . . . L . . . 117-102 . . . (h)

Duquesne (2-1)
12-4-64 . . . . . W . . . 99-95 . . . (a)
12-6-69 . . . . . L . . . 94-88 . . . (a)
11-28-88 . . . . W . . . 84-73 . . . (n)

Eastern Airlines (1-0)
1939-40 . . . . W . . . 30-25

Eastern Illinois (1-1)
3-7-49 . . . . . L . . . 89-73 . . . (n)
12-24-88 . . . . W . . . 83-68 . . . (n)

Eastern Kentucky (2-1)
12-16-67 . . . . W . . . 93-87 . . . (h)
11-30-91 . . . . L . . . 66-61 . . . (n)
11-24-97 . . . . W . . . 86-64 . . . (a)

Eglin Field (0-1)
2-24-53 . . . . . L . . . 66-64 . . . (a)

Elon (0-1)
2-6-40 . . . . . L . . . 58-30 . . . (a)

Fairfield (0-1)
1-2-86 . . . . . L . . . 56-47 . . . (h)

Fairleigh Dickinson (1-1)
2-10-87 . . . . . L . . . 73-70 . . . (n)
1-4-88 . . . . . W . . . 81-68 . . . (h)

Florida (21-42)
2-15-28 . . . . . W . . . 40-39 . . . (a)
1939-40 . . . . . L . . . 36-23 . . . (a)
1939-40 . . . . . L . . . 53-26 . . . (a)
1940-41 . . . . . L . . . 48-35 . . . (h)
1940-41 . . . . . L . . . 62-50 . . . (n)
1941-42 . . . . . L . . . 47-31 . . . (a)
1941-42 . . . . . L . . . 37-34 . . . (a)
12-20-46 . . . . W . . . 36-33 . . . (h)
12-21-46 . . . . W . . . 39-35 . . . (h)
1-3-47 . . . . . L . . . 42-28 . . . (a)
1-4-47 . . . . . L . . . 61-28 . . . (a)
12-19-47 . . . . W . . . 67-50 . . . (h)
12-20-47 . . . . L . . . 58-55 . . . (h)
2-20-48 . . . . . L . . . 72-50 . . . (a)
2-21-48 . . . . . W . . . 52-49 . . . (a)
1-14-49 . . . . . W . . . 75-65 . . . (h)
1-15-49 . . . . . W . . . 44-42 . . . (h)
2-22-49 . . . . . L . . . 90-56 . . . (a)
2-23-49 . . . . . W . . . 60-50 . . . (a)
12-10-49 . . . . L . . . 60-53 . . . (h)
2-18-50 . . . . . L . . . 66-46 . . . (a)
2-2-51 . . . . . L . . . 78-71 . . . (h)
2-13-51 . . . . . L . . . 71-61 . . . (a)
1951-52 . . . . . L . . . 69-65 . . . (a)
1951-52 . . . . W . . . 76-68 . . . (h)
12-16-52 . . . . W . . . 75-73 . . . (h)
2-2-53 . . . . . L . . . 78-56 . . . (a)
12-12-53 . . . . W . . . 85-75 . . . (h)
1-15-54 . . . . . L . . . 75-52 . . . (a)
12-16-54 . . . . L . . . 70-61 . . . (h)
1-13-55 . . . . . L . . . 80-68 . . . (a)
12-19-55 . . . . L . . . 74-69 . . . (h)
1-13-56 . . . . . L . . . 87-85 . . . (a)
12-15-56 . . . . L . . . 89-65 . . . (h)
1-10-57 . . . . . L . . . 98-63 . . . (a)
12-21-57 . . . . L . . . 73-64 . . . (h)
1-16-58 . . . . . L . . . 75-70 . . . (a)
12-17-58 . . . . W . . . 92-82 . . . (h)
1-15-59 . . . . . L . . . 85-70 . . . (a)
12-19-59 . . . . W . . . 79-77 . . . (h)
1-14-60 . . . . . W . . . 70-65 . . . (a)
12-17-60 . . . . W . . . 93-74 . . . (h)
1-11-61 . . . . . L . . . 81-73 . . . (a)
12-16-61 . . . . W . . . 66-61 . . . (h)
1-11-62 . . . . . L . . . 74-62 . . . (a)
11-30-62 (OT) . W . . . 91-87 . . . (h)
1-10-63 . . . . . W . . . 86-77 . . . (a)
12-7-63 . . . . . W . . . 95-79 . . . (h)
1-9-64 . . . . . L . . . 114-91 . . . (a)
12-19-64 . . . . W . . . 67-58 . . . (h)
1-21-65 . . . . . L . . . 86-69 . . . (a)
12-4-65 . . . . . L . . . 77-66 . . . (h)
1-12-66 . . . . . L . . . 111-66 . . . (a)
12-3-66 . . . . . L . . . 113-88 . . . (h)
2-8-67 . . . . . L . . . 73-57 . . . (a)
12-7-68 . . . . . L . . . 111-62 . . . (h)
12-17-85 . . . . L . . . 81-64 . . . (h)
1-27-86 . . . . . L . . . 75-53 . . . (a)
2-21-87 . . . . . L . . . 99-60 . . . (a)
2-15-88 . . . . . L . . . 83-7 . . . (h)
12-19-88 . . . . L . . . 101-81 . . . (a)
2-19-90 . . . . . W . . . 62-59 . . . (h)
12-30-90 . . . . L . . . 62-60 . . . (a)

Florida A&M (6-0)
2-10-68 . . . . . W . . . 108-98 . . . (h)
2-8-69 . . . . . W . . . 94-91 . . . (h)
2-7-70 . . . . . W . . . 118-111 . . . (h)
12-4-93 . . . . . W . . . 91-47 . . . (h)
12-10-94 . . . . W . . . 67-53 . . . (h)
12-9-95 . . . . . W . . . 77-53 . . . (h)

Florida Atlantic (13-0)
2-14-89 . . . . . W . . . 79-74 . . . (n)
11-25-91 . . . . W . . . 83-53 . . . (h)
12-19-92 . . . . W . . . 84-61 . . . (h)
11-26-93 . . . . W . . . 85-53 . . . (h)
1-4-94 . . . . . W . . . 79-62 . . . (a)
11-28-94 . . . . W . . . 76-59 . . . (h)
3-2-95 . . . . . W . . . 80-70 . . . (a)
11-27-95 . . . . W . . . 76-56 . . . (a)
12-20-95 . . . . W . . . 61-51 . . . (h)
11-24-96 . . . . W . . . 83-74 . . . (h)
11-16-97 . . . . W . . . 69-47 . . . (h)
11-13-98 . . . . W . . . 97-73 . . . (a)
12-27-99 . . . . W . . . 89-52 . . . (h)

SERIES RESULTS
vs. All Opponents

Florida International (6-1)
2-18-87 . . . . . W . . 102-81 . . . (h)
3-12-88 . . . . . W . . . 92-76 . . . (h)
3-6-89 . . . . . W . . . 89-82 . . . (h)
3-6-90 . . . . . W . . . 83-55 . . . (h)
3-4-91 . . . . . W . . . 87-65 . . . (h)
3-2-92 . . . . . W . . . 68-63 . . . (h)
12-1-93 . . . . . L . . . 72-64 . . . (h)

Florida Southern (58-8)
1-25-28 . . . . . L . . . 40-26 . . . (a)
2-18-28 . . . . . W . . . 38-18 . . . (h)
1928-29 . . . . . L . . . 39-15 . . . (a)
1928-29 . . . . . W . . . 36-29 . . . (h)
1930-31 . . . . . W . . . 27-24 . . . (h)
1930-31 . . . . . L . . . 40-21 . . . (a)
1939-40 . . . . . W . . . 43-42 . . . (a)
1939-40 . . . . . W . . . 37-30 . . . (a)
1940-41 . . . . . W . . . 57-43 . . . (a)
1940-41 . . . . . W . . . 41-33 . . . (h)
1940-41 . . . . . L . . . 50-38 . . . (h)
1941-42 . . . . . W . . . 41-21 . . . (h)
1941-42 . . . . . W . . . 40-25 . . . (h)
1941-42 . . . . . W . . . 41-34 . . . (a)
1941-42 . . . . . W . . . 38-32 . . . (a)
2-11-46 . . . . . W . . . 45-40 . . . (h)
2-12-46 . . . . . W . . . 53-47 . . . (h)
2-20-46 . . . . . W . . . 46-43 . . . (a)
12-13-46 . . . . W . . . 38-25 . . . (h)
12-14-46 . . . . L . . . 41-37 . . . (h)
2-7-47 . . . . . W . . . 55-43 . . . (a)
2-8-47 . . . . . W . . . 61-43 . . . (a)
2-6-48 . . . . . L . . . 59-50 . . . (a)
2-7-48 . . . . . W . . . 52-43 . . . (a)
2-27-48 . . . . . W . . . 76-44 . . . (h)
2-28-48 . . . . . W . . . 59-42 . . . (h)
2-8-49 . . . . . W . . . 68-47 . . . (a)
2-9-49 . . . . . W . . . 68-57 . . . (a)
1-20-50 . . . . . W . . . 69-59 . . . (h)
1-21-50 . . . . . W . . . 59-49 . . . (h)
12-9-50 . . . . . W . . . 64-61 . . . (a)
2-9-51 . . . . . W . . . 79-65 . . . (h)
1951-52 . . . . W . . 106-43 . . . (h)
1951-52 . . . . W . . . 58-41 . . . (a)
12-1-52 . . . . . W . . . 83-60 . . . (h)
2-13-54 (2 OT) W . . . 77-70 . . . (a)
12-13-54 . . . . W . . . 58-44 . . . (h)
2-16-55 . . . . . W . . . 73-71 . . . (a)
12-3-55 . . . . . W . . . 92-80 . . . (h)
2-10-56 . . . . . W . . . 91-90 . . . (a)
12-1-56 . . . . . W . . . 84-69 . . . (h)
2-8-57 . . . . . L . . . 95-85 . . . (a)
2-5-58 . . . . . W . . . 84-69 . . . (a)
2-17-58 . . . . . W . . . 76-58 . . . (h)
12-8-58 . . . . . W . . 107-80 . . . (h)
2-2-59 . . . . . W . . . 79-76 . . . (a)
2-6-60 . . . . . W . . . 88-71 . . . (a)
2-18-60 . . . . . W . . 121-85 . . . (h)
12-15-60 . . . . W . . . 87-54 . . . (h)
2-4-61 . . . . . W . . . 92-80 . . . (a)
12-14-61 . . . . W . . . 96-67 . . . (h)
2-3-62 . . . . . W . . . 82-73 . . . (a)
12-13-62 . . . . W . . 116-93 . . . (h)
2-2-63 . . . . . W . . . 99-83 . . . (a)
2-1-64 . . . . . W . . . 85-78 . . . (a)
2-18-64 . . . . . W . . 120-79 . . . (h)
1-13-65 . . . . . W . . 124-93 . . . (h)
2-5-65 . . . . . W . . . 94-82 . . . (a)
1-15-66 . . . . . W . . . 89-66 . . . (h)
1-28-66 . . . . . W . . 101-80 . . . (a)
1-19-67 . . . . . W . . 102-72 . . . (h)
1-27-67 . . . . . W . . . 55-49 . . . (a)
1-27-68 . . . . . W . . . 94-76 . . . (a)
1-28-69 . . . . . W . . . 87-73 . . . (a)
1-23-70 . . . . . W . . 103-92 . . . (a)
1-29-71 (OT) . . L . . . 96-95 . . . (h)


Sophomore Leroy Hurd

Florida State (24-26)
12-19-50 . . . . W . . . 80-61 . . . (h)
1951-52 . . . . W . . . 93-56 . . . (h)
1951-52 . . . . W . . . 76-73 . . . (a)
1951-52 . . . . L . . . 73-70 . . . (n)
1-9-53 . . . . . W . . . 93-65 . . . (h)
2-23-53 . . . . . L . . . 81-75 . . . (a)
1-9-54 . . . . . W . . . 78-61 . . . (h)
2-5-54 . . . . . L . . . 76-69 . . . (a)
12-20-54 . . . . L . . . 71-66 . . . (a)
2-25-55 . . . . . L . . . 86-80 . . . (h)
1-7-56 . . . . . L . . . 78-76 . . . (a)
2-25-56 . . . . . W . . . 91-85 . . . (h)
1-12-57 . . . . . W . . . 85-77 . . . (a)
2-23-57 . . . . . W . . . 98-82 . . . (h)
1-18-58 . . . . . L . . . 71-70 . . . (a)
2-22-58 . . . . . W . . . 86-66 . . . (h)
12-19-58 . . . . W . . . 85-79 . . . (h)
1-17-59 . . . . . L . . . 93-69 . . . (a)
2-28-59 . . . . . W . . . 92-85 . . . (h)
1-16-60 . . . . . W . . . 93-91 . . . (a)
2-27-60 . . . . . W . . 107-89 . . . (h)
1-14-61 . . . . . L . . . 89-78 . . . (a)
2-25-61 . . . . . W . . . 75-73 . . . (h)
1-13-62 . . . . . L . . . 65-60 . . . (a)
2-24-62 . . . . . L . . . 83-80 . . . (h)
1-12-63 (OT) . . L . . . 77-74 . . . (a)
2-23-63 . . . . . W . . . 99-70 . . . (h)
1-11-64 . . . . . L . . . 80-78 . . . (a)
2-29-64 . . . . . W . . . 82-80 . . . (h)
1-9-65 . . . . . L . . . 67-66 . . . (a)
3-1-65 . . . . . W . . . 82-75 . . . (h)
1-7-66 . . . . . L . . . 78-62 . . . (a)
2-28-66 . . . . . W . . 112-90 . . . (h)
1-7-67 . . . . . L . . . 61-60 . . . (a)
3-1-67 . . . . . W . . 110-90 . . . (h)
1-12-68 . . . . . L . . 122-93 . . . (a)
3-1-68 . . . . . W . . . 96-84 . . . (h)
12-6-68 . . . . . L . . 111-84 . . . (h)
1-10-69 . . . . . L . . . 86-81 . . . (a)
3-1-69 . . . . . L . . . 89-86 . . . (h)
1-9-70 . . . . . L . . 104-63 . . . (a)
2-28-70 . . . . . L . . 112-96 . . . (h)
1-8-71 . . . . . L . . 114-106 . . (a)
2-27-71 . . . . . W . . 100-94 . . . (h)
1-20-86 . . . . . W . . . 83-75 . . . (h)
2-3-86 . . . . . L . . . 90-72 . . . (a)
2-4-87 . . . . . W . . . 63-57 . . . (h)
2-26-87 . . . . . L . . 108-84 . . . (a)
1-18-90 (2 OT) W . . 101-97 . . . (h)
2-17-90 . . . . . L . . . 92-73 . . . (a)

Fordham (1-1)
12-22-70 . . . . L . . . 85-83 . . . (h)
12-30-94 . . . . W . . . 55-43 . . . (h)

Fort Lauderdale NAS (0-1)
2-4-46 . . . . . L . . . 32-31 . . . (h)

Furman (0-2)
1-4-52 . . . . . L . . . 55-53 . . . (h)
1-3-55 . . . . . L . . . 91-74 . . . (h)

George Mason (1-1)
1-1-90 (OT) . . . W . . 101-91 . . . (a)
11-23-90 . . . . L . . . 97-91 . . . (h)

George Washington (0-2)
2-11-71 . . . . . L . . . 83-81 . . . (a)
12-29-91 . . . . L . . . 78-64 . . . (n)

Georgetown (10-16)
1-24-55 . . . . . W . . . 84-81 . . . (h)
1-2-88 . . . . . L . . . 82-78 . . . (h)
1-7-89 . . . . . L . . 112-79 . . . (a)
1-25-92 . . . . . L . . . 60-40 . . . (a)
2-15-92 . . . . . L . . . 75-58 . . . (h)
3-13-92 . . . . . L . . . 77-64 . . . (n)
1-2-93 . . . . . W . . . 80-69 . . . (h)
3-3-93 . . . . . L . . . 82-64 . . . (a)
3-11-93 . . . . . L . . . 67-40 . . . (n)
12-7-93 . . . . . L . . . 61-47 . . . (h)
1-29-94 . . . . . L . . . 77-40 . . . (a)
1-7-95 . . . . . L . . . 71-64 . . . (a)
2-4-95 . . . . . W . . . 67-61 . . . (h)
3-10-95 . . . . . L . . . 69-58 . . . (n)
1-13-96 . . . . . L . . . 72-67 . . . (a)
3-7-96 . . . . . L . . . 92-62 . . . (n)
1-4-97 . . . . . W . . . 69-67 . . . (a)
1-18-97 (OT) . . W . . . 68-65 . . . (h)
3-6-97 . . . . . L . . . 63-59 . . . (n)
12-6-97 . . . . . W . . . 66-56 . . . (h)
3-4-98 . . . . . L . . . 62-56 . . . (n)
12-30-98 . . . . W . . . 64-63 . . . (a)
2-6-99 . . . . . W . . . 71-58 . . . (h)
3-4-99 . . . . . W . . . 65-54 . . . (h)
1-15-00 . . . . . L . . . 61-65 . . . (a)
2-7-00 . . . . . W . . . 77-55 . . . (h)

Georgia (1-3)
1938-39 . . . . . L . . . 41-19 . . . (a)
11-3-85 . . . . . W . . . 81-78 . . . (h)
12-14-90 . . . . L . . . 78-60 . . . (h)
12-22-92 . . . . L . . . 69-67 . . . (a)

Georgia State (3-0)
11-29-85 . . . . W . . . 82-72 . . . (h)
12-12-97 . . . . W . . . 80-64 . . . (h)
12-18-98 . . . . W . . . 76-55 . . . (a)

Georgia Tech (1-2)
1-3-53 . . . . . W . . . 82-60 . . . (h)
2-27-67 . . . . . L . . . 90-84 . . . (a)
12-27-97 . . . . L . . . 89-61 . . . (h)

Hartford (3-1)
3-3-86 . . . . . W . . . 66-62 . . . (h)
2-27-90 . . . . . L . . . 62-58 . . . (h)
12-13-96 . . . . W . . . 74-58 . . . (h)
12-11-99 . . . . W . . . 97-61 . . . (h)

University of Havana (5-1)
2-3-28 . . . . . W . . . 38-14 . . . (h)
1928-29 . . . . . L . . . 26-22 . . . (h)
1938-39 . . . . W . . . 38-34 . . . (h)
1938-39 . . . . W . . . 46-40 . . . (h)
1-7-49 . . . . . W . . . 73-57 . . . (h)
1-8-49 . . . . . W . . . 66-53 . . . (h)

Hawaii (2-1)
12-6-67 . . . . . W . . 102-83 . . . (a)
12-7-67 . . . . . L . . 110-76 . . . (a)
1-31-69 . . . . . W . . . 84-82 . . . (h)

Hofstra (1-0)
1-4-86 . . . . . W . . . 70-63 . . . (h)

Holy Cross (1-0)
12-29-61 . . . . W . . . 77-71 . . . (h)

Houston (5-9)
1-25-56 . . . . . L . . . 95-77 . . . (h)
12-22-56 . . . . W . . . 67-63 . . . (h)
12-9-59 . . . . . W . . . 72-63 . . . (a)
1-23-60 . . . . . L . . . 88-79 . . . (h)
1-21-61 . . . . . W . . . 89-78 . . . (h)
2-8-62 . . . . . L . . . 80-69 . . . (h)
1-24-63 . . . . . W . . . 71-70 . . . (h)
2-13-64 . . . . . L . . . 93-83 . . . (a)
2-20-65 . . . . . W . . 103-91 . . . (h)
2-17-66 . . . . . L . . 111-96 . . . (a)
2-18-67 . . . . . L . . 105-86 . . . (h)
2-15-68 . . . . . L . . 106-64 . . . (a)
2-14-70 . . . . . L . . 118-98 . . . (a)
2-20-71 . . . . . L . . . 99-93 . . . (h)

Howard (0-1)
12-6-91 . . . . . L . . . 64-55 . . . (h)

Illinois (0-1)
12-28-69 . . . . L . . . 86-76 . . . (h)

Illinois State (0-1)
12-22-99 . . . . L . . . 78-87 . . . (n)

Iona (1-0)
1-7-60 . . . . . W . . . 69-67 . . . (a)

Jacksonville Navy (1-2)
1941-42 . . . . W . . . 44-18 . . . (h)
1941-42 . . . . L . . . 46-25 . . . (a)
1941-42 . . . . L . . . 44-37 . . . (a)

Jacksonville University (24-6)
12-2-57 . . . . . W . . . 89-87 . . . (h)
1-17-58 . . . . . L . . . 86-72 . . . (a)
1-16-59 . . . . . W . . . 64-62 . . . (a)
2-14-59 . . . . . W . . . 95-93 . . . (h)
12-3-59 . . . . . W . . 106-98 . . . (h)
1-13-60 (OT) . . W . . . 78-70 . . . (a)
1-13-61 (OT) . . W . . . 93-84 . . . (a)
2-20-61 . . . . . W . . . 96-80 . . . (h)
12-2-61 . . . . . W . . . 93-80 . . . (h)
11-29-97 . . . . W . . . 74-70 . . . (a
1-10-62 . . . . . W . . . 90-89 . . . (a)
1-9-63 . . . . . W . . 103-91 . . . (a)
2-5-63 . . . . . W . . 112-105 . . (h)
1-8-64 . . . . . W . . . 97-92 . . . (a)
2-4-64 . . . . . W . . 117-92 . . . (h)
1-7-65 . . . . . W . . . 86-82 . . . (a)
1-16-65 . . . . . W . . 127-99 . . . (h)
1-8-66 . . . . . L . . . 71-69 . . . (a)
2-12-66 . . . . . W . . 117-104 . . (h)
1-6-67 . . . . . W . . . 75-70 . . . (a)
1-14-67 . . . . . W . . 106-86 . . . (h)
1-13-68 . . . . . W . . . 72-67 . . . (a)
1-18-68 . . . . . W . . . 76-75 . . . (h)
1-11-69 . . . . . W . . . 94-87 . . . (a)
2-25-69 . . . . . W . . . 95-86 . . . (h)
1-10-70 . . . . . L . . 121-87 . . . (a)
3-4-70 . . . . . L . . 108-97 . . . (h)
1-9-71 . . . . . L . . 124-82 . . . (a)
3-2-71 . . . . . L . . . 94-75 . . . (h)
12-18-96 . . . . W . . . 74-57 . . (h)
11-29-97 . . . . W . . . 74-70 . . . (a)

Jewish Prog. Atlanta (0-1)
1938-39 . . . . . L . . . 39-24 . . . (h)

Junior C. of C. (1-1)
1928-29 . . . . W . . . 25-24 . . . (h)
1928-29 . . . . L . . . 28-23 . . . (h)

Kansas (1-3)
1-17-87 . . . . . L . . . 82-47 . . . (a)
1-12-89 . . . . . W . . . 87-86 . . . (h)
1-10-90 . . . . . L . . 100-73 . . . (h)
1-16-91 . . . . . L . . . 73-60 . . . (a)

Kentucky (0-3)
12-3-56 . . . . . L . . 114-75 . . . (a)
12-5-98 . . . . . L . . . 74-65 . . . (a)
1-29-00 . . . . . L . . . 57-60 . . . (h)

Kentucky Wesleyan (4-1)
1-31-56 . . . . . L . . . 86-82 . . . (h)
1-24-57 . . . . . W . . 100-95 . . . (h)
12-16-57 . . . . W . . . 96-78 . . . (a)
1-26-59 . . . . . W . . . 69-64 . . . (h)
2-22-60 . . . . . W . . 104-95 . . . (h)

SERIES RESULTS
vs. All Opponents

Key West Navy (1-0)
1951-52 . . . . W . . . 85-55 . . . (h)

Lafayette (2-1)
1-11-71 . . . . . W . . . 78-75 . . . (h)
1-14-91 . . . . . L . . . 73-57 . . . (n)
3-12-99 . . . . . W . . . 75-54 . . . (h)

La Salle (4-9)
2-5-51 . . . . . L . . . 95-84 . . . (h)
2-6-51 (OT) . . . W . . . 77-75 . . . (h)
1-7-61 . . . . . L . . . 88-74 . . . (a)
1-25-62 . . . . . L . . . 73-61 . . . (h)
1-4-63 . . . . . L . . . 78-76 . . . (a)
1-23-64 . . . . . W . . 121-99 . . . (h)
12-8-64 . . . . . L . . . 90-86 . . . (a)
3-5-66 . . . . . W . . 108-102 . . . (h)
12-7-66 . . . . . L . . . 99-82 . . . (a)
1-2-68 . . . . . L . . . 92-84 . . . (h)
12-11-68 . . . . . L . . . 96-71 . . . (a)
2-17-70 . . . . . W . . 103-96 . . . (h)
12-9-70 . . . . . L . . . 97-77 . . . (a)

Lehigh (3-1)
12-4-70 . . . . . W . . . 74-67 . . . (h)
12-27-89 . . . . . L . . . 83-59 . . . (n)
1-9-91 . . . . . W . . . 99-67 . . . (h)
12-30-96 . . . . W . . . 68-32 . . . (h)

Long Island University (1-0)
12-16-88 . . . . W . . 102-66 . . . (h)

Louisiana Lafayette (0-1)
12-20-99 . . . . L . . . 60-66 . . . (n)

Louisiana State University (2-1)
12-11-50 . . . . W . . . 68-62 . . . (h)
12-11-52 . . . . L . . . 86-58 . . . (a)
12-11-57 . . . . W . . . 73-65 . . . (a)

Louisville (2-5)
1-5-51 . . . . . L . . . 73-60 . . . (h)
12-29-52 . . . . L . . . 84-74 . . . (h)
1-31-57 . . . . . L . . . 89-60 . . . (h)
1-30-61 . . . . . W . . . 71-69 . . . (h)
12-6-61 . . . . . L . . . 77-59 . . . (a)
2-9-63 . . . . . W . . . 94-84 . . . (h)
12-28-65 (OT) . . L . . . 85-84 . . . (h)

Loyola (N.O.) (9-7)
12-10-52 . . . . L . . . 71-54 . . . (a)
12-10-55 . . . . W . . . 83-82 . . . (a)
12-10-57 . . . . L . . . 76-52 . . . (h)
1-25-58 . . . . . W . . . 89-82 . . . (h)
2-16-59 . . . . . W . . . 93-84 . . . (h)
12-12-59 . . . . W . . . 86-70 . . . (a)
2-11-61 . . . . . W . . . 65-61 . . . (h)
2-10-62 . . . . . L . . 113-70 . . . (h)
2-15-64 (OT) . . W . . . 97-90 . . . (a)
2-13-65 . . . . . W . . 115-86 . . . (h)
2-19-66 . . . . . L . . . 89-76 . . . (a)
2-11-67 . . . . . W . . . 68-66 . . . (h)
2-17-68 . . . . . L . . . 86-84 . . . (a)
2-15-69 . . . . . W . . . 89-80 . . . (h)
1-31-70 . . . . . L . . . 98-84 . . . (a)
2-6-71 . . . . . L . . 107-88 . . . (h)

Maine (1-0)
11-29-91 . . . . W . . . 62-57 . . . (n)

Manhattan (1-0)
12-28-85 . . . . W . . . 79-61 . . . (h)

Marist (1-1)
2-1-88 (OT) . . . W . . . 79-76 . . . (a)
2-18-88 . . . . . L . . . 73-62 . . . (h)

Marquette (2-2)
3-5-86 . . . . . L . . . 84-62 . . . (a)
1-24-87 (OT) . . W . . . 91-89 . . . (h)
1-16-88 . . . . . L . . . 65-51 . . . (a)
1-28-89 . . . . . W . . 106-90 . . . (h)

Marshall (2-1)
1941-42 . . . . . L . . . 37-33 . . . (h)
2-23-71 . . . . . W . . . 89-88 . . . (h)
12-27-91 . . . . W . . . 70-55 . . . (n)

Maryland (4-4)
1-28-49 . . . . . L . . . 43-42 . . . (h)
1-29-49 . . . . . W . . . 58-48 . . . (h)
2-1-54 . . . . . L . . . 63-57 . . . (h)
1-22-62 . . . . . L . . . 71-68 . . . (h)
12-29-64 . . . . W . . . 80-73 . . . (h)
1-30-68 . . . . . W . . . 93-73 . . . (h)
12-21-68 . . . . W . . . 92-85 . . . (n)
12-29-70 . . . . L . . 111-77 . . . (h)

Maryland-Baltimore County (2-0)
1-11-88 . . . . . W . . . 75-56 . . . (h)
11-27-89 . . . . W . . . 91-74 . . . (h)

Maryland-Eastern Shore (3-0)
2-12-86 . . . . . W . . . 77-55 . . . (h)
1-14-87 . . . . . W . . . 88-66 . . . (h)
11-25-88 . . . . W . . 108-80 . . . (h)

McDill Field (2-0)
2-19-46 . . . . . W . . . 54-50 . . . (a)
1-31-48 . . . . . W . . . 67-48 . . . (a)

#Memphis (4-6)
1-4-56 . . . . . L . . . 79-71 . . . (n)
1-18-64 . . . . . W . . . 78-69 . . . (h)
2-15-66 . . . . . L . . . 86-72 . . . (a)
2-2-67 . . . . . W . . . 88-63 . . . (h)
2-13-68 . . . . . L . . . 67-44 . . . (a)
1-21-91 . . . . . L . . . 80-72 . . . (a)
2-11-91 (OT) . . L . . . 83-82 . . . (h)
12-22-97 . . . . W . . . 65-57 . . . (a)
12-22-98 . . . . W . . . 80-64 . . . (a)
12-4-99 . . . . . L . . . 72-82 . . . (a)
- Formerly Memphis State University

Mercer (1-1)
1938-39 . . . . . L . . . 56-37 . . . (a)
2-3-90 . . . . . W . . . 53-47 . . . (h)

Miami Beach (1-0)
1928-29 . . . . W . . . 66-18 . . . (h)

Miami Beach All-Stars (1-0)
12-3-52 . . . . . W . . . 70-45 . . . (h)

Miami Beach Canoe Club (2-0)
2-21-28 . . . . . W . . . 52-21 . . . (h)
2-23-28 . . . . . W . . . 18-9 . . . . (h)

Miami University (Ohio) (5-4)
1-17-47 . . . . . L . . . 60-44 . . . (a)
1-10-55 . . . . . L . . . 75-73 . . . (h)
12-30-58 (OT) . . L . . . 89-87 . . . (h)
12-21-59 . . . . W . . . 83-78 . . . (a)
1-4-61 (2 OT) . . W . . 102-100 . . (h)
12-28-61 . . . . W . . . 83-73 . . . (h)
2-2-65 . . . . . W . . 100-85 . . . (h)
2-22-69 . . . . . W . . . 74-68 . . . (h)
12-27-90 (2 OT) L . . 101-99 . . . (n)

Michigan (0-2)
11-27-87 . . . . L . . 109-76 . . . (n)
3-13-97 . . . . . L . . . 76-63 . . . (a)

Mississippi (2-0)
12-21-49 . . . . W . . . 82-67 . . . (h)
12-22-49 . . . . W . . . 55-43 . . . (h)

Mississippi College (1-0)
1-19-56 . . . . . W . . . 89-84 . . . (h)

Mississippi Southern (1-1)
12-1-55 . . . . . L . . . 63-61 . . . (a)
2-16-57 . . . . . W . . . 85-78 . . . (h)

Mississippi State (1-1)
12-13-57 . . . . L . . . 66-64 . . . (n)
12-28-90 . . . . W . . . 74-67 . . . (n)

Monmouth (1-1)
2-4-88 (OT) . . . L . . . 64-62 . . . (h)
11-22-99 . . . . W . . . 67-46 . . . (h)

Morehead State (4-3)
1-18-47 . . . . . W . . . 61-56 . . . (a)
2-20-56 . . . . . L . . 102-89 . . . (h)
2-23-59 . . . . . W . . 102-85 . . . (h)
2-23-61 . . . . . W . . . 85-70 . . . (h)
12-4-61 . . . . . L . . 107-81 . . . (a)
2-1-69 (OT) . . . W . . . 92-91 . . . (h)
2-1-71 . . . . . L . . . 76-75 . . . (h)

Mount St. Mary's (1-0)
12-8-66 . . . . . W . . . 86-83 . . . (a)

Muffets (2-0)
12-14-48 . . . . W . . . 69-51 . . . (h)
12-6-49 . . . . . W . . . 78-37 . . . (h)

Murray State (2-1)
1-30-53 . . . . . L . . . 69-65 . . . (h)
12-14-59 . . . . W . . . 92-80 . . . (h)
12-8-61 . . . . . W . . . 69-67 . . . (a)

Navy (0-1)
2-7-87 . . . . . L . . . 78-62 . . . (n)

Navy Rec. Barracks (0-1)
1-16-46 . . . . . L . . . 46-43 . . . (h)

Nebraska (1-1)
11-30-51 . . . . W . . . 70-60 . . . (h)
12-18-71 . . . . L . . . 85-58 . . . (a)

Nevada (1-1)
12-14-63 (OT) . . W . . . 81-78 . . . (a)
12-11-66 . . . . L . . . 89-79 . . . (a)

New Mexico (0-2)
1-29-87 . . . . . L . . . 87-78 . . . (a)
2-1-89 . . . . . L . . 110-93 . . . (h)

New Orleans (0-2)
1-7-86 . . . . . L . . . 64-57 . . . (a)
2-15-86 . . . . . L . . . 85-75 . . . (h)

New York University (1-1)
12-29-54 . . . . L . . . 74-67 . . . (h)
12-28-67 . . . . W . . 102-91 . . . (h)

Niagara (1-0)
12-10-64 . . . . W . . . 74-67 . . . (a)

North Carolina (0-5)
1-13-50 . . . . . L . . . 55-53 . . . (h)
1-14-50 . . . . . L . . . 66-51 . . . (h)
12-6-86 . . . . . L . . 122-77 . . . (a)
2-5-90 . . . . . L . . . 87-74 . . . (a)
12-18-99 . . . . L . . . 68-78 . . . (n)

North Carolina-Asheville (1-0)
12-1-93 . . . . . W . . . 82-60 . . . (h)

North Carolina Charlotte (1-2)
11-21-97 . . . . W . . . 89-72 . . . (h)
11-23-98 . . . . L . . . 66-59 . . . (a)
12-7-99 . . . . . L . . . 65-75 . . . (h)

North Carolina State (0-1)
1939-40 . . . . . L . . . 46-35 . . . (a)

North Carolina-Wilmington (0-1)
12-29-92 . . . . L . . . 88-73 . . . (h)

Northeastern (1-0)
1-31-91 . . . . . W . . . 79-63 . . . (h)

Northeastern Illinois (2-0)
11-25-94 . . . . W . . . 66-48 . . . (h)
11-24-95 . . . . W . . . 81-58 . . . (h)

Northern Iowa (1-0)
11-27-98 . . . . W . . . 78-69 . . . (h)

Notre Dame (7-6)
2-22-86 . . . . . L . . 126-73 . . . (h)
3-5-87 . . . . . L . . . 65-49 . . . (a)
1-27-90 . . . . . L . . 107-60 . . . (a)
1-12-91 . . . . . L . . . 60-52 . . . (h)
1-23-96 . . . . . W . . . 72-64 . . . (h)
2-28-96 . . . . . W . . . 71-59 . . . (a)
2-25-97 . . . . . L . . . 69-60 . . . (a)
2-14-98 . . . . . W . . . 66-57 . . . (h)
2-22-98 . . . . . W . . . 65-59 . . . (a)
1-9-99 . . . . . L . . . 71-68 . . . (h)
1-25-00 . . . . . W . . . 63-49 . . . (a)
2-26-00 . . . . . W . . . 55-52 . . . (h)
3-9-00 . . . . . W . . . 61-58 . . . (n)

Ohio State (2-1)
12-21-53 . . . . L . . . 106-81 . . . (h)
12-27-98 . . . . W . . . 72-64 . . . (h)
3-19-00 . . . . . W . . . 75-62 . . . (n)

Ohio University (1-1)
12-18-65 . . . . W . . . 105-100 . . (h)
12-30-69 . . . . L . . . 99-74 . . . (h)

Oklahoma City (5-4)
2-10-58 . . . . . W . . . 83-66 . . . (h)
1-29-60 . . . . . W . . . 97-84 . . . (h)
1-6-62 (OT) . . . L . . . 118-113 . . (h)
1-30-65 . . . . . W . . 115-92 . . . (h)
1-10-67 . . . . . W . . 111-109 . . (h)
2-26-70 . . . . . L . . . 91-90 . . . (h)
12-19-70 (OT) . . L . . . 94-91 . . . (n)
1-2-71 . . . . . W . . . 90-87 . . . (h)
1-22-71 . . . . . L . . . 88-75 . . . (a)

Old Dominion (1-0)
12-26-88 . . . . W . . . 77-76 . . . (n)

Oral Roberts (1-1)
11-28-88 . . . . W . . 108-103 . . (h)
2-25-89 . . . . . L . . . 99-92 . . . (a)

Oregon State (0-1)
12-1-69 . . . . . L . . . 86-81 . . . (h)

Penn State (0-4)
11-29-86 . . . . L . . . 74-61 . . . (h)
11-27-90 . . . . L . . . 93-67 . . . (a)
1-25-91 . . . . . L . . . 69-57 . . . (h)
3-15-95 . . . . . L . . . 62-56 . . . (a)


Junior Paulo Coelho

SERIES RESULTS vs. All Opponents

Pennsylvania (4-3)
1-2-48 . . . . . L . . . 53-46 . . . (h)
12-29-49 . . . . W . . . 64-62 . . . (h)
12-30-49 . . . . W . . . 53-51 . . . (h)
12-29-51 . . . . L . . . 89-64 . . . (h)
12-28-53 . . . . L . . . 67-54 . . . (h)
12-27-66 . . . . W . . . 82-78 . . . (h)
12-28-88 . . . . W . . 102-69 . . . (n)

Pensacola NAS (2-0)
2-14-47 . . . . . W . . . 69-50 . . . (h)
2-15-47 . . . . . W . . . 64-36 . . . (h)

Pepperdine (0-1)
12-13-69 (OT) . L . . . 93-90 . . . (a)

Pi Chi (2-0)
1939-40 . . . . W . . . 42-29
1940-41 . . . . W . . . 45-27

Pittsburgh (15-13)
12-26-47 . . . . W . . . 43-40 . . . (a)
12-21-48 . . . . W . . . 58-52 . . . (h)
12-22-48 . . . . L . . . 80-48 . . . (h)
1-18-51 . . . . . L . . . 81-56 . . . (a)
2-9-55 . . . . . L . . . 78-72 . . . (h)
12-12-58 . . . . L . . . 69-65 . . . (a)
12-28-62 . . . . W . . . 86-85 . . . (h)
12-5-64 . . . . . W . . . 85-71 . . . (a)
1-6-68 . . . . . W . . 100-84 . . . (h)
12-27-68 . . . . W . . . 72-70 . . . (h)
12-5-69 . . . . . W . . . 85-67 . . . (a)
1-29-92 . . . . . L . . . 82-52 . . . (a)
2-4-92 . . . . . L . . . 77-55 . . . (h)
3-12-92 . . . . . W . . . 83-71 . . . (n)
1-6-93 . . . . . L . . . 85-78 . . . (a)
1-23-93 . . . . . L . . . 86-84 . . . (h)
1-12-94 . . . . . L . . . 83-55 . . . (a)
2-1-94 . . . . . L . . . 80-71 . . . (h)
2-18-95 . . . . . L . . . 67-61 . . . (a)
2-25-95 (OT) . . W . . . 76-68 . . . (h)
1-20-96 . . . . . W . . . 66-57 . . . (h)
1-8-97 . . . . . L . . . 76-72 . . . (a)
2-5-97 . . . . . W . . . 78-63 . . . (h)
1-3-98 . . . . . W . . . 73-65 . . . (a)
1-30-99 . . . . . L . . . 60-54 . . . (a)
2-23-99 . . . . . W . . . 85-52 . . . (h)
2-1-00 . . . . . W . . . 64-60 . . . (h)
2-31-00 . . . . . W . . . 74-66 . . . (a)

Ponce de Leon (0-1)
1928-29 . . . . . L . . . 12-11 . . . (h)

Princeton (1-1)
12-28-48 . . . . W . . . 37-35 . . . (h)
12-29-48 (2 OT) L . . . 62-55 . . . (h)

Providence (9-12)
12-8-62 . . . . . W . . . 82-75 . . . (a)
3-19-63 . . . . . L . . . 106-96 . . . (n)
1-20-87 . . . . . L . . . 92-88 . . . (h)
1-27-88 . . . . . W . . . 83-77 . . . (a)
1-24-89 . . . . . L . . . 106-91 . . . (h)
2-21-90 . . . . . L . . . 101-67 . . . (a)
2-12-92 . . . . . L . . . 73-51 . . . (h)
3-7-92 . . . . . L . . . 62-57 . . . (a)
1-19-93 . . . . . W . . . 75-66 . . . (h)
2-16-93 . . . . . L . . . 75-60 . . . (a)
1-8-94 . . . . . L . . . 81-59 . . . (a)
2-26-94 . . . . . L . . . 88-60 . . . (h)
1-18-95 . . . . . W . . . 81-75 . . . (a)
2-11-95 . . . . . W . . . 69-63 . . . (h)
2-14-96 . . . . . L . . . 77-54 . . . (a)
3-2-96 . . . . . W . . . 66-59 . . . (h)
1-15-97 . . . . . W . . . 71-69 . . . (h)
2-4-98 . . . . . W . . . 64-54 . . . (h)
2-18-98 . . . . . L . . . 59-57 . . . (a)
2-13-99 . . . . . W . . . 69-65 . . . (a)
2-16-00 . . . . . L . . . 47-45 . . . (h)

Purdue (0-2)
12-30-87 . . . . L . . . 110-82 . . . (n)
3-14-99 . . . . . L . . . 73-63 . . . (n)

Quinnipiac (1-0)
2-29-99 . . . . . W . . . 80-66 . . . (h)

Radford (1-0)
1-10-87 . . . . . W . . . 66-62 . . . (n)

Redland (1-0)
1928-29 . . . . W . . . 42-11 . . . (h)

Rhode Island (4-0)
1-3-62 . . . . . W . . . 80-70 . . . (h)
12-6-62 . . . . . W . . . 88-80 . . . (a)
1-4-64 . . . . . W . . 105-88 . . . (h)
1-5-70 . . . . . W . . 105-95 . . . (h)

Rider (1-0)
12-18-85 . . . . W . . . 81-58 . . . (h)

Rio Grande (0-1)
12-19-53 . . . . L . . . 89-88 . . . (h)

Robert Morris (1-0)
11-30-94 . . . . W . . . 66-51 . . . (h)

Rollins (35-13)
1-14-28 . . . . . W . . . 52-15 . . . (h)
1-23-28 . . . . . L . . . 32-21 . . . (a)
1928-29 . . . . W . . . 34-15 . . . (h)
1928-29 . . . . W . . . 34-13 . . . (a)
1930-31 . . . . L . . . 32-22 . . . (h)
1930-31 . . . . W . . . 41-39 . . . (h)
1930-31 . . . . L . . . 39-36 . . . (a)
1930-31 . . . . L . . . 26-22 . . . (a)
1938-39 . . . . W . . . 48-29 . . . (h)
1938-39 . . . . L . . . 49-45 . . . (h)
1938-39 . . . . W . . . 52-39 . . . (a)
1938-39 . . . . L . . . 42-28 . . . (a)
1939-40 . . . . L . . . 51-50 . . . (h)
1939-40 . . . . L . . . 38-25 . . . (h)
1939-40 . . . . L . . . 56-49 . . . (a)
1939-40 . . . . W . . . 50-49 . . . (a)
1940-41 . . . . W . . . 55-29 . . . (h)
1940-41 . . . . W . . . 57-41 . . . (h)
1940-41 . . . . W . . . 44-35 . . . (a)
2-11-50 . . . . . W . . . 70-54 . . . (a)
12-7-50 . . . . . L . . . 59-58 . . . (a)
1-10-51 . . . . . W . . . 79-54 . . . (h)
1951-52 . . . . . L . . . 78-63 . . . (a)
1951-52 . . . . W . . . 98-61 . . . (h)
2-5-53 . . . . . W . . . 68-60 . . . (a)
2-12-53 . . . . . W . . . 95-69 . . . (h)
2-4-54 . . . . . L . . . 85-71 . . . (a)
1-8-55 . . . . . W . . . 93-76 . . . (h)
2-12-55 . . . . . W . . . 77-69 . . . (a)
1-21-56 . . . . . W . . . 86-72 . . . (h)
2-9-56 . . . . . W . . . 89-82 . . . (a)
1-19-57 . . . . . W . . . 63-51 . . . (h)
2-7-57 . . . . . W . . . 93-86 . . . (a)
1-13-58 . . . . . W . . . 90-71 . . . (h)
1-30-58 . . . . . L . . . 72-68 . . . (a)
12-3-58 . . . . . W . . 104-87 . . . (h)
2-6-59 . . . . . W . . . 84-81 . . . (a)
12-1-59 . . . . . W . . 110-86 . . . (h)
2-2-60 . . . . . W . . . 90-79 . . . (a)
12-1-60 . . . . . W . . . 80-62 . . . (a)
2-1-61 . . . . . W . . 103-75 . . . (h)
1-31-62 . . . . . W . . . 89-67 . . . (a)
2-19-62 . . . . . W . . . 92-54 . . . (h)
1-30-63 . . . . . W . . 120-72 . . . (a)
2-12-63 . . . . . W . . 144-75 . . . (h)
12-19-63 . . . . W . . 108-90 . . . (h)
1-28-64 . . . . . W . . 127-85 . . . (a)
1-23-65 . . . . . W . . 128-95 . . . (a)
2-23-65 . . . . . W . . 148-79 . . . (h)

Rutgers (7-2)
1-3-89 (OT) . . . W . . . 99-94 . . . (a)
2-25-96 . . . . . L . . . 71-55 . . . (a)
3-6-96 . . . . . W . . . 77-67 . . . (n)
2-2-97 . . . . . L . . . 60-59 . . . (a)
2-8-97 . . . . . W . . . 53-50 . . . (h)
12-2-97 . . . . . W . . . 63-55 . . . (h)
1-13-99 . . . . . W . . . 74-62 . . . (a)
2-27-99 . . . . . W . . . 68-63 . . . (h)
2-5-00 . . . . . W . . . 58-52 . . . (a)

St. Francis (NY) (1-0)
3-16-63 . . . . . W . . . 71-70 . . . (n)

St. Francis (PA) (1-0)
1-5-87 . . . . . W . . . 85-82 . . . (h)

St. John's (10-11)
1-3-63 . . . . . W . . . 67-59 . . . (a)
12-12-64 . . . . L . . . 79-77 . . . (h)
2-25-67 . . . . . L . . . 97-70 . . . (a)
1-4-92 . . . . . L . . . 83-69 . . . (a)
1-14-92 . . . . . W . . . 45-42 . . . (h)
1-16-93 . . . . . L . . . 78-74 . . . (a)
2-20-93 . . . . . W . . . 82-77 . . . (h)
1-22-94 . . . . . L . . . 75-63 . . . (h)
2-8-94 . . . . . L . . . 78-63 . . . (a)
1-11-95 . . . . . W . . . 82-79 . . . (a)
2-13-95 . . . . . W . . . 71-69 . . . (h)
2-20-96 (2 OT) W . . . 96-91 . . . (h)
12-3-96 . . . . . L . . . 61-57 . . . (h)
2-22-97 . . . . . L . . . 77-73 . . . (a)
3-5-97 (OT) . . . W . . . 76-68 . . . (n)
1-13-98 . . . . . L . . . 73-64 . . . (a)
1-6-99 . . . . . W . . . 84-79 . . . (h)
2-3-99 . . . . . W . . . 73-70 . . . (a)
3-5-99 . . . . . L . . . 62-59 . . . (h)
3-5-00 . . . . . W . . . 74-70 . . . (h)
3-10-00 . . . . . L . . . 58-57 . . . (n)

St. Joseph's (PA) (1-3)
1-20-51 . . . . . L . . . 58-47 . . . (a)
3-12-64 . . . . . L . . . 86-76 . . . (n)
1-3-91 . . . . . L . . . 92-79 . . . (a)
2-6-91 . . . . . W . . . 87-64 . . . (h)

St. Louis (0-2)
3-16-61 . . . . . L . . . 58-56 . . . (n)
12-23-88 . . . . L . . . 86-71 . . . (n)

St. Mary's (CA) (4-0)
12-12-63 . . . . W . . 101-86 . . . (a)
12-15-64 . . . . W . . . 89-77 . . . (h)
12-4-67 . . . . . W . . . 77-70 . . . (h)
12-19-69 . . . . W . . . 91-84 . . . (h)

St. Peter's (1-0)
1-19-63 . . . . . W . . . 91-75 . . . (h)

#St. Thomas (2-0)
12-3-69 . . . . . W . . . 62-60 . . . (h)
12-17-87 . . . . W . . . 71-47 . . . (h)
- Formerly Biscayne College

Sam Houston State (1-0)
12-17-93 . . . . W . . . 73-58 . . . (h)

San Diego State (1-1)
1-31-87 (OT) . . W . . . 83-82 . . . (a)
2-6-88 . . . . . L . . . 56-49 . . . (h)

San Francisco (2-1)
12-8-60 . . . . . W . . . 68-56 . . . (a)
12-17-63 . . . . W . . . 95-83 . . . (h)
12-9-65 . . . . . L . . 105-89 . . . (a)

Santa Clara (0-3)
12-6-60 . . . . . L . . . 66-65 . . . (a)
12-10-63 . . . . L . . . 86-77 . . . (a)
12-7-65 . . . . . L . . . 78-74 . . . (a)

Savannah State (1-0)
3-2-89 . . . . . W . . 107-98 . . . (h)

Sebring A.C. (1-0)
2-16-28 . . . . . W . . . 36-23 . . . (a)

Sebring Firemen (1-0)
1930-31 . . . . W . . . 38-35 . . . (a)

Seton Hall (7-12)
12-29-56 . . . . L . . . 92-80 . . . (h)
12-29-69 . . . . L . . . 93-90 . . . (h)
1-4-71 . . . . . W . . . 89-81 . . . (h)
1-7-92 . . . . . L . . . 64-52 . . . (a)
3-4-92 (OT) . . . L . . . 90-82 . . . (h)
12-7-92 . . . . . L . . . 65-56 . . . (a)
2-23-93 . . . . . L . . . 85-73 . . . (h)
1-26-94 . . . . . L . . . 77-48 . . . (h)
2-19-94 . . . . . L . . . 85-63 . . . (a)
3-10-94 . . . . . L . . . 69-51 . . . (n)
1-2-95 . . . . . L . . . 72-54 . . . (a)
2-22-95 . . . . . W . . . 61-57 . . . (h)
12-2-95 . . . . . W . . . 80-70 . . . (h)
1-10-96 . . . . . L . . . 66-63 . . . (a)
2-10-97 . . . . . W . . . 61-51 . . . (a)
12-31-97 . . . . W . . . 78-65 . . . (a)
2-24-98 . . . . . L . . . 76-71 . . . (h)
1-27-99 . . . . . W . . . 77-71 . . . (h)
1-11-00 . . . . . W . . . 71-64 . . . (a)

7th Naval District (0-1)
1-17-46 . . . . . L . . . 53-19 . . . (h)

Shenandoah Presb. (1-0)
1940-41 . . . . W . . . 50-36

South Carolina (5-2)
12-17-48 . . . . W . . . 59-40 . . . (h)
12-18-48 . . . . W . . . 65-64 . . . (h)
12-14-49 . . . . W . . . 64-54 . . . (h)
12-15-49 . . . . W . . . 57-56 . . . (h)
2-5-55 . . . . . L . . . 83-77 . . . (h)
1-2-60 (OT) . . . W . . 107-106 . . (h)
12-5-87 . . . . . L . . . 76-63 . . . (h)

South Florida (6-2)
1-23-88 . . . . . W . . . 80-75 . . . (h)
3-1-88 . . . . . W . . . 92-71 . . . (a)
2-6-89 (2 OT) . W . . 106-104 . . (h)
2-18-89 . . . . . W . . . 85-78 . . . (a)
1-6-90 . . . . . L . . . 93-77 . . . (a)
2-24-90 . . . . . W . . . 81-73 . . . (h)
12-5-90 . . . . . L . . . 79-71 . . . (a)
2-25-91 . . . . . W . . . 67-58 . . . (h)

Southern California (0-2)
12-1-90 . . . . . L . . . 92-71 . . . (a)
12-27-92 . . . . L . . . 86-66 . . . (n)

Southern Illinois (1-0)
11-14-97 . . . . W . . . 73-61 . . . (a)

Southern Methodist (0-2)
12-19-90 (2 OT) L . . . 93-88 . . . (a)
12-20-91 . . . . L . . . 69-60 . . . (h)



Senior Dwayne Wimbley

SERIES RESULTS vs. All Opponents

Southwest Texas State (0-1)
12-4-92 . . . . . L . . . 60-57 . . . (h)

Spring Hill College (0-2)
12-14-55 . . . . L . . . 79-71 . . . (a)
2-2-57 . . . . . L . . . 84-75 . . . (h)

Stanford (1-1)
12-30-86 . . . . W . . . 71-58 . . . (n)
1-16-89 . . . . . L . . . 93-59 . . . (a)

Stetson (40-33)
1-20-28 . . . . . W . . . 33-25 . . . (h)
1-24-28 . . . . . L . . . 32-26 . . . (a)
1928-29 . . . . W . . . 35-13 . . . (h)
1928-29 . . . . L . . . 20-13 . . . (a)
1930-31 . . . . L . . . 36-16 . . . (h)
1930-31 . . . . L . . . 37-15 . . . (a)
1939-40 . . . . L . . . 33-29 . . . (h)
1939-40 . . . . L . . . 39-27 . . . (h)
1939-40 . . . . L . . . 48-42 . . . (a)
1939-40 . . . . L . . . 46-37 . . . (a)
1940-41 . . . . L . . . 46-29 . . . (h)
1940-41 . . . . L . . . 51-41 . . . (h)
1940-41 . . . . L . . . 45-40 . . . (a)
1940-41 . . . . W . . . 40-35 . . . (a)
1941-42 . . . . L . . . 47-42 . . . (a)
1941-42 . . . . L . . . 42-34 . . . (a)
1941-42 . . . . L . . . 44-37 . . . (h)
1941-42 . . . . W . . . 46-36 . . . (h)
1-24-47 . . . . . L . . . 53-46 . . . (h)
1-25-47 . . . . . W . . . 74-50 . . . (h)
2-21-47 . . . . . W . . . 54-41 . . . (a)
2-22-47 . . . . . W . . . 44-38 . . . (a)
1-16-48 . . . . . L . . . 49-46 . . . (a)
1-17-48 . . . . . W . . . 59-39 . . . (a)
2-14-48 . . . . . L . . . 41-36 . . . (h)
2-5-49 . . . . . W . . . 53-42 . . . (h)
2-11-49 . . . . . W . . . 81-46 . . . (a)
2-12-49 . . . . . W . . . 70-58 . . . (a)
1-7-50 . . . . . W . . . 65-58 . . . (h)
2-8-50 . . . . . W . . . 88-61 . . . (a)
2-9-50 . . . . . W . . . 82-63 . . . (a)
1-24-51 . . . . . W . . . 82-55 . . . (h)
2-14-51 . . . . . W . . . 78-66 . . . (a)
1951-52 . . . . W . . . 88-57 . . . (h)
1951-52 . . . . W . . . 80-74 . . . (a)
1-12-53 . . . . . W . . . 71-70 . . . (h)
2-4-53 . . . . . L . . . 80-77 . . . (a)
1-18-54 . . . . . L . . . 85-63 . . . (h)
2-11-54 . . . . . L . . 108-56 . . . (a)
2-14-55 . . . . . L . . . 89-85 . . . (a)
2-22-55 . . . . . W . . . 79-77 . . . (h)
1-16-56 . . . . . W . . . 85-79 . . . (h)
2-8-56 . . . . . L . . . 91-84 . . . (a)
1-7-57 . . . . . W . . . 89-81 . . . (h)
2-6-57 . . . . . L . . . 95-93 . . . (a)
1-8-58 . . . . . W . . 103-80 . . . (h)
2-15-58 . . . . . W . . . 92-85 . . . (a)
2-5-59 . . . . . L . . 110-97 . . . (a)
2-19-59 . . . . . W . . . 99-81 . . . (h)
2-5-60 . . . . . W . . . 94-86 . . . (a)
2-11-60 . . . . . L . . . 73-72 . . . (h)
2-3-61 . . . . . L . . . 76-68 . . . (a)
2-15-61 . . . . . W . . . 91-84 . . . (h)
2-2-62 . . . . . W . . . 79-70 . . . (a)
2-13-62 . . . . . W . . . 86-78 . . . (h)
2-1-63 . . . . . L . . . 66-64 . . . (a)
2-26-63 . . . . . W . . . 75-60 . . . (h)
1-31-64 . . . . . W . . . 81-75 . . . (a)
2-22-64 . . . . . W . . . 87-70 . . . (h)
2-4-65 . . . . . W . . . 86-84 . . . (a)
2-16-65 . . . . . W . . . 95-84 . . . (h)
1-27-66 . . . . . W . . . 89-78 . . . (a)
2-24-66 . . . . . W . . . 86-77 . . . (h)
1-26-67 . . . . . L . . . 56-53 . . . (a)
2-14-67 . . . . . W . . . 95-84 . . . (h)
1-26-68 . . . . . W . . . 72-67 . . . (a)
2-20-68 . . . . . W . . . 88-71 . . . (h)
1-29-69 . . . . . W . . . 98-90 . . . (a)
2-4-69 . . . . . L . . . 87-83 . . . (h)
1-24-70 . . . . . L . . 116-88 . . . (a)
2-21-70 . . . . . L . . . 95-86 . . . (h)
1-30-71 . . . . . L . . . 90-74 . . . (a)
2-8-71 . . . . . L . . . 1-76 . . . (h)

Syracuse (4-12)
12-28-63 (OT) . L . . . 86-85 . . . (h)
1-11-92 . . . . . L . . . 73-57 . . . (a)
2-29-92 . . . . . L . . . 68-63 . . . (h)
1-9-93 . . . . . L . . . 89-81 . . . (a)
2-6-93 . . . . . W . . . 81-74 . . . (h)
12-22-93 . . . . L . . . 81-52 . . . (a)
3-1-94 . . . . . L . . . 71-69 . . . (h)
12-6-94 . . . . . L . . . 83-65 . . . (h)
1-28-95 . . . . . L . . . 76-51 . . . (a)
1-3-96 . . . . . W . . . 75-66 . . . (h)
2-1-96 . . . . . L . . . 72-51 . . . (a)
12-7-96 . . . . . W . . . 67-63 . . . (h)
1-18-98 . . . . . L . . . 67-85 . . . (a)
2-10-98 . . . . . L . . . 63-72 . . . (h)
2-8-99 . . . . . W . . . 76-63 . . . (a)
1-8-00 . . . . . L . . . 55-67 . . . (h)

Tampa (44-10)
1939-40 . . . . W . . . 39-31 . . . (a)
1941-42 . . . . W . . . 38-34 . . . (h)
1941-42 . . . . W . . . 52-38 . . . (h)
2-18-46 . . . . . W . . . 44-23 . . . (a)
1-10-47 . . . . . W . . . 53-27 . . . (h)
1-11-47 . . . . . W . . . 52-34 . . . (h)
1-31-47 . . . . . W . . . 53-25 . . . (a)
2-1-47 . . . . . W . . . 82-36 . . . (a)
12-12-47 . . . . L . . . 47-35 . . . (h)
12-13-47 . . . . W . . . 58-46 . . . (h)
2-3-48 . . . . . W . . . 60-55 . . . (a)
2-4-48 . . . . . W . . . 86-67 . . . (a)
2-19-49 . . . . . W . . . 74-57 . . . (h)
2-25-49 . . . . . L . . . 81-58 . . . (a)
1-6-50 . . . . . W . . . 76-61 . . . (h)
2-6-50 . . . . . L . . . 67-55 . . . (a)
1-12-51 (OT) . . . L . . . 77-75 . . . (h)
2-24-51 . . . . . L . . . 94-74 . . . (a)
1951-52 . . . . W . . . 87-61 . . . (h)
1951-52 . . . . W . . . 87-78 . . . (a)
1-16-53 . . . . . L . . . 72-65 . . . (h)
2-21-53 . . . . . L . . . 86-84 . . . (a)
2-12-54 . . . . . W . . . 69-65 . . . (a)
2-22-54 . . . . . W . . . 67-59 . . . (h)
1-17-55 . . . . . W . . 103-76 . . . (h)
2-17-55 . . . . . W . . 105-89 . . . (a)
12-6-55 . . . . . W . . . 96-59 . . . (h)
2-11-56 . . . . . W . . . 94-74 . . . (a)
12-11-56 . . . . W . . . 97-84 . . . (h)
2-9-57 . . . . . W . . . 78-77 . . . (a)
12-5-57 . . . . . W . . . 69-67 . . . (h)
1-31-58 . . . . . W . . . 90-84 . . . (a)
12-5-58 . . . . . W . . 113-71 . . . (h)
2-3-59 . . . . . W . . . 86-84 . . . (a)
12-5-59 . . . . . W . . . 98-65 . . . (h)
2-3-60 . . . . . W . . . 74-73 . . . (a)
12-3-60 . . . . . W . . . 93-64 . . . (h)
2-18-61 . . . . . W . . 108-99 . . . (a)
1-30-62 . . . . . L . . 113-95 . . . (a)
2-17-62 . . . . . W . . . 96-81 . . . (h)
1-29-63 . . . . . W . . . 78-76 . . . (a)
2-18-63 . . . . . W . . 112-91 . . . (h)
12-3-63 . . . . . W . . 101-95 . . . (h)
1-29-64 . . . . . W . . 134-104 . . (a)
12-1-64 . . . . . W . . 136-119 . . (a)
2-9-65 . . . . . W . . 141-110 . . (h)
12-1-65 . . . . . W . . 120-91 . . . (h)
1-29-66 . . . . . W . . . 83-71 . . . (a)
12-1-66 . . . . . W . . . 72-63 . . . (a)
1-16-67 . . . . . W . . . 97-86 . . . (h)
12-12-67 . . . . W . . 104-103 . . (h)
1-10-68 . . . . . L . . . 78-76 . . . (a)
1-6-69 . . . . . L . . . 62-61 . . . (a)
2-18-69 . . . . . W . . . 95-79 . . . (h)

Teachers College of Connecticut (1-0)
12-15-50 . . . . W . . . 60-48 . . . (h)

Temple (0-1)
12-29-61 . . . . L . . . 85-67 . . . (h)

Tennessee (1-3)
12-17-54 . . . . L . . . 89-80 . . . (n)
12-1-91 . . . . . W . . . 72-60 . . . (n)
12-27-95 . . . . L . . . 56-54 . . . (h)
12-22-96 . . . . L . . . 78-65 . . . (a)

Tennessee Tech (2-0)
3-7-47 . . . . . W . . . 55-51 . . . (n)
2-8-89 . . . . . W . . 111-101 . . . (h)

Texas (1-1)
12-19-87 . . . . W . . . 85-56 . . . (h)
2-22-89 . . . . . L . . 123-104 . . . (a)

Texas A&M (1-0)
12-19-56 . . . . W . . . 86-80 . . . (h)

Texas Christian (0-1)
12-14-57 . . . . L . . . 82-59 . . . (n)

Texas Tech (1-0)
12-22-52 . . . . W . . . 79-64 . . . (h)

Toledo (1-0)
12-6-56 . . . . . W . . . 68-67 . . . (a)

Toronto (1-0)
1-8-59 . . . . . W . . . 97-75 . . . (h)

Towson State (1-0)
1-11-86 . . . . . W . . . 71-66 . . . (h)

Tulane (4-4)
1-22-47 . . . . . L . . . 60-39 . . . (h)
12-29-55 . . . . W . . . 86-75 . . . (h)
12-29-58 . . . . W . . . 94-72 . . . (h)
2-3-68 . . . . . L . . . 99-88 . . . (a)
1-16-69 . . . . . L . . . 90-79 . . . (h)
1-29-70 . . . . . L . . 105-90 . . . (a)
1-16-71 . . . . . W . . . 74-71 . . . (h)
3-3-90 . . . . . W . . . 93-60 . . . (h)

Tulsa (1-1)
2-22-62 . . . . . W . . . 83-66 . . . (h)
3-24-00 . . . . . L . . . 80-71 . . . (n)

Turner's Sports Shop (2-2)
1928-29 . . . . W . . . 43-23 . . . (h)
1928-29 . . . . W . . . 36-17 . . . (h)
1928-29 . . . . L . . . 36-27 . . . (h)
1930-31 . . . . L . . . 33-24 . . . (h)

UCLA (0-4)
12-12-69 . . . . L . . 127-69 . . . (a)
12-21-85 . . . . L . . 109-64 . . . (a)
12-1-88 . . . . . L . . . 91-66 . . . (h)
3-13-98 . . . . . L . . . 62-65 . . . (n)

UNLV (0-2)
12-28-94 . . . . L . . . 56-55 . . . (h)
11-29-96 . . . . L . . . 55-43 . . . (a)

Utah (1-0)
1-3-66 . . . . . W . . . 88-87 . . . (h)

Valparaiso (0-1)
12-28-56 . . . . L . . . 81-76 . . . (h)

Villanova (5-10)
2-18-92 . . . . . L . . . 74-50 . . . (a)
2-25-92 . . . . . L . . . 61-50 . . . (h)
1-30-93 . . . . . L . . . 82-69 . . . (a)
3-6-93 . . . . . W . . . 77-76 . . . (h)
2-12-94 . . . . . L . . . 77-58 . . . (h)
3-5-94 . . . . . L . . . 83-63 . . . (a)
1-25-95 . . . . . L . . . 92-62 . . . (h)
2-7-95 . . . . . L . . . 73-63 . . . (a)
12-5-95 . . . . . L . . . 70-68 . . . (h)
1-27-96 . . . . . L . . . 90-62 . . . (a)
1-11-97 . . . . . W . . . 61-59 . . . (a)
1-22-98 . . . . . W . . . 78-63 . . . (h)
1-31-98 . . . . . L . . . 78-75 . . . (a)
2-16-99 . . . . . W . . 103-82 . . . (h)
1-11-00 . . . . . W . . . 67-66 . . . (a)

Virginia (2-0)
2-10-66 . . . . . W . . . 80-75 . . . (h)
12-10-66 . . . . W . . . 80-78 . . . (a)

Virginia Commonwealth (2-1)
2-22-88 . . . . . W . . . 96-93 . . . (a)
1-9-89 . . . . . L . . . 87-77 . . . (h)
2-9-91 . . . . . W . . . 73-58 . . . (h)

Volks A.C. (0-1)
2-10-28 . . . . . L . . . 42-26 . . . (h)

Wagner (0-1)
12-29-93 . . . . L . . . 57-55 . . . (h)

Wake Forest (0-2)
2-5-40 . . . . . L . . . 46-17 . . . (a)
1-28-91 . . . . . L . . . 72-66 . . . (a)

Washington (0-3)
12-1-67 . . . . . L . . . 96-54 . . . (a)
12-2-67 . . . . . L . . . 81-80 . . . (a)
1-15-90 . . . . . L . . . 83-67 . . . (a)

Washington & Lee (1-0)
12-18-54 . . . . W . . . 80-75 . . . (n)

West Virginia (5-5)
12-30-55 . . . . L . . . 83-78 . . . (h)
1-5-91 . . . . . L . . . 71-67 . . . (a)
2-6-96 . . . . . W . . . 68-65 . . . (h)
2-17-96 . . . . . L . . . 72-69 . . . (a)
3-1-97 . . . . . L . . . 82-54 . . . (h)
1-10-98 . . . . . L . . . 98-84 . . . (a)
2-28-98 . . . . . W . . . 70-66 . . . (h)
1-16-99 . . . . . W . . . 64-55 . . . (a)
1-5-00 . . . . . W . . . 66-58 . . . (n)
2-22-00 . . . . . W . . . 68-50 . . . (a)

Western Kentucky (1-13)
3-8-47 . . . . . L . . . 55-46 . . . (a)
1-21-49 . . . . . L . . . 78-45 . . . (h)
1-22-49 . . . . . L . . . 63-47 . . . (h)
1-27-50 . . . . . L . . . 65-61 . . . (h)
1-28-50 . . . . . L . . . 78-61 . . . (h)
2-15-50 . . . . . L . . . 79-57 . . . (a)
2-16-50 . . . . . L . . . 83-47 . . . (a)
1-16-51 . . . . . L . . . 89-47 . . . (a)
1-26-51 . . . . . L . . . 68-64 . . . (h)
1-25-52 . . . . . L . . 102-74 . . . (h)
1-22-53 . . . . . L . . . 98-56 . . . (h)
1-31-59 . . . . . W . . 109-95 . . . (h)
3-8-60 . . . . . L . . 107-84 . . . (n)
12-28-66 . . . . L . . . 94-89 . . . (h)

Wichita State (1-0)
12-30-88 . . . . W . . . 81-59 . . . (n)

William & Mary (1-0)
2-2-66 . . . . . W . . . 88-66 . . . (h)

Winthrop (2-1)
12-14-86 . . . . L . . . 63-55 . . . (h)
1-9-88 . . . . . W . . . 62-60 . . . (h)
12-16-96 . . . . W . . . 81-56 . . . (h)

Wisconsin (0-2)
12-7-85 . . . . . L . . . 88-66 . . . (a)
12-8-86 . . . . . L . . . 65-54 . . . (h)

Wisconsin-Green Bay (1-1)
12-9-85 . . . . . W . . . 67-63 . . . (a)
1-3-87 . . . . . L . . . 62-45 . . . (h)

Xavier (2-0)
2-2-56 . . . . . W . . . 77-75 . . . (h)
12-29-59 . . . . W . . . 87-69 . . . (h)

Yale (4-2)
12-29-50 . . . . L . . . 78-62 . . . (h)
12-27-51 . . . . L . . . 70-68 . . . (h)
12-27-55 . . . . W . . . 92-90 . . . (h)
12-28-64 . . . . W . . . 86-71 . . . (h)
12-20-68 . . . . W . . . 77-71 . . . (n)
12-29-86 (OT) . W . . . 78-75 . . . (n)

YMHA (2-0)
1940-41 . . . . W . . . 48-39 . . . (h)
12-15-48 . . . . W . . . 61-46 . . . (h)

YEARLY RESULTS

1926-27
Coach Art Webb

45	Rollins	20
55	YMCA	11
45	St. Petersburg	23
23	Havana	28
49	Oglethorpe	26
38	Stetson	18
54	Florida Southern	24
39	Florida	20
348		170

Won 7, Lost 1

1927-28
Coach Art Webb

52	Rollins	15
33	Stetson	25
21	at Rollins	32
26	at Stetson	32
26	at Florida Southern	40
38	Havana	14
26	Volks AC	42
40	at Florida	39
36	at Sebring AC	23
38	Florida Southern	18
2	Miami Beach Canoe Club	21
18	Miami Beach Canoe Club	9
406		310

Won 8, Lost 4

1928-29
Coach Tom McCann

34	Rollins	15
22	Havana	26
11	Ponce de Leon	12
66	Miami Beach	18
35	Stetson	13
49	Agoga	19
34	at Rollins	13
15	at Florida Southern	39
13	at Stetson	20
68	Church League All-Stars	23
43	Turner's Sports Shop	17
36	Turner's Sports Shop	17
36	Florida Southern	29
25	Junior C. of C.	24
63	Agoga	33
23	Junior C. of C.	28
42	Redland	11
28	City Hall	20
27	Turner's Sports Shop	36
670		419

Won 13, Lost 6

1930-31
Coach Art Webb

24	Turner's Sports Shop	33
22	Rollins	32
41	Rollins	39
27	Florida Southern	24
16	Stetson	36
38	at Sebring Fireman	35
15	at Stetson	37
21	at Florida Southern	40
26	at Rollins	29
22	at Rollins	26
252		331

Won 3, Lost 7

1931-32
Coach Tom McCann

Team played independent teams and junior colleges.

Won 17, Lost 1

Won South Florida AAU title.

1938-39
Coach Hart Morris

38	Havana	34
46	Havana	40
48	Rollins	29
45	Rollins	49
52	at Rollins	39
28	at Rollins	42
37	at Mercer	56
19	at Georgia	41
24	Jewish Prog., Atlanta	39
35	at Albany, Ga. Blues	53
372		422

Won 4, Lost 6

Sophomore Mike Simmons



1939-40
Coach Hart Morris

29	Stetson	33
27	Stetson	39
50	Rollins	51
25	Rollins	38
35	at North Carolina State	46
17	at Wake Forest	46
30	at Elon	58
23	at Florida	36
26	at Florida	53
39	at Tampa	31
43	at Florida Southern	42
49	at Rollins	56
50	at Rollins	49
43	at Stetson	48
37	at Stetson	46
37	at Florida Southern	30
30	*Eastern Air Lines	25
41	*Boynton	29
42	*Pi Chi	29
43	*Freshmen	39
716		824

Won 8, Lost 12

*-Gold Ball Tournament

1940-41
Coach Hart Morris

29	Stetson	46
41	Stetson	51
48	YMHA	39
55	Rollins	29
57	Rollins	41
57	at Florida Southern	43
44	at Rollins	35
40	at Stetson	45
40	at Stetson	35
41	Florida Southern	33
38	Florida Southern	50
35	Florida	38
50	Florida	62
45	*Pi Chi	27
50	*Shenandoah Presby.	36
37	*Freshmen	34
707		654

Won 10, Lost 6

*-Gold Ball Tournament

1941-42
Coach Hart Morris

33	Marshall	37
44	Jacksonville Navy	18
41	Florida Southern	21
41	Florida Southern	25
52	Alumni	32
31	at Florida	47
34	at Florida	37
41	at Florida Southern	34
42	at Stetson	47
34	at Stetson	42
38	Tampa	34
52	Tampa	38
25	at Jacksonville Navy	46
37	at Jacksonville Navy	44
37	Stetson	44
46	Stetson	36
628		570

Won 9, Lost 7

1945-46
Coach W.H. Steers

46	Coast Guard	45
43	Navy Rec. Barracks	46
19	7th Navy District	53
52	Coast Guard	45
40	Boca Raton AAF	55
31	Ft. Lauderdale NAS	32
41	Boca Raton AAF	48
46	Caribbean A.S.	41
45	Florida Southern	40
53	Florida Southern	47
44	at Tampa	23
54	at McDill Field	50
46	at Florida Southern	43
560		568

Won 8, Lost 5

1946-47
Coach Hart Morris

38	Florida Southern	25
37	Florida Southern	41
36	Florida	33
39	Florida	35
28	at Florida	42
28	at Florida	61
53	Tampa	27
52	Tampa	34
44	at Miami (Ohio)	60
61	at Morehead State	56
39	Tulane	60
46	Stetson	53
74	Stetson	50
61	at Boca Raton AAF	43
53	at Tampa	25
82	at Tampa	36
57	Cincinnati	54
55	at Florida Southern	43
61	at Florida Southern	43
69	Pensacola NAS	50
64	Pensacola NAS	36
54	at Stetson	41
44	at Stetson	38
68	Banana River AF	48
56	*City Coll. Charleston	52
55	*Tennessee Tech	51
46	*Western Kentucky	55
1400		1192

Won 20, Lost 7

*-SIAA Tournment

1947-48
Coach Hart Morris

35	Tampa	47
58	Tampa	46
67	Florida	50
55	Florida	58
43	Pittsburgh	40
46	Pennsylvania	53
46	at Stetson	49
59	at Stetson	39
67	at McDill Field	48
60	at Tampa	55
86	at Tampa	67
50	at Florida Southern	59
52	at Florida Southern	43
36	Stetson	41
50	at Florida	72
52	at Florida	49
76	Florida Southern	44
59	Florida Southern	42
997		902

Won 11, Lost 7

YEARLY RESULTS

1948-49
Coach Hart Morris

73	Checker Cab	33
69	Muffets	51
61	YMHA	46
59	South Carolina	40
65	South Carolina	64
58	Pittsburgh	52
48	Pittsburgh	80
37	Princeton	35
55	Princeton (2OT)	62
73	Havana	57
66	Havana	53
75	Florida	65
44	Florida	42
45	Western Kentucky	78
47	Western Kentucky	63
42	Maryland	43
58	Maryland	48
53	Stetson	42
68	at Florida Southern	47
68	at Florida Southern	57
81	at Stetson	46
70	at Stetson	58
74	Tampa	57
56	at Florida	90
60	at Florida	50
58	at Tampa	81
73	*Eastern Illinois	89
1633		1515

Won 19, Lost 8

*-N. A. I. B. Tournament (Kansas City, MO)

1949-50
Coach Hart Morris

78	Muffets	37
53	Florida	60
64	South Carolina	54
57	South Carolina	56
82	Mississippi	67
55	Mississippi	43
64	Pennsylvania	62
53	Pennsylvania	51
76	Tampa	61
65	Stetson	58
53	North Carolina	55
51	North Carolina	66
69	Florida Southern	59
59	Florida Southern	49
61	Western Kentucky	65
61	Western Kentucky	78
55	at Tampa	67
88	at Stetson	61
82	at Stetson	63
70	Rollins	54
57	at Western Kentucky	79
47	at Western Kentucky	83
46	at Florida	66
1446		1393

Won 14, Lost 9

1950-51
Coach Hart Morris

58	at Rollins	59
64	at Florida Southern	61
68	Louisiana State	62
60	Teachers Coll. of CN	48
80	Florida State	61
61	Dartmouth	52
62	Yale	78
60	Louisville	73
79	Rollins	54
75	Tampa (OT)	77
47	at Western Kentucky	89
56	at Pittsburgh	81
47	at St. Joseph's (PA)	58
82	Stetson	55
64	Western Kentucky	68
71	Florida	78
84	La Salle	95
77	La Salle (OT)	75
79	Florida State	65
61	at Florida	71
78	at Stetson	66
74	at Tampa	94
1487		1520

Won 10, Lost 12

1951-52
Coach Hart Morris

90	Boca Chica	53
85	Key West Navy	55
68	Culver-Stockton	54
63	at Rollins	78
65	at Florida	69
70	Nebraska	60
68	Yale	70
64	Pennsylvania	89
53	Furman	55
106	Florida Southern	43
93	Florida State	56
88	Stetson	57
87	Tampa	61
74	Western Kentucky	102
67	Bowling Green	78
58	at Florida Southern	41
80	at Stetson	74
76	at Florida State	63
98	Rollins	61
76	Florida	68
87	at Tampa	78
70	*Florida State	73
1687		1438

Won 14, Lost 8

*-N. A. I. B. District Tournament (DeLand, FL)

1952-53
Coach Dave Wike

83	Florida Southern	60
70	Miami Beach All-Stars	45
54	at Loyola (N.O.)	71
58	at Louisiana State	86
75	Florida	73
59	Columbia	65
79	Texas Tech	64
74	Louisville	84
82	Georgia Tech	60
93	Florida State	65
71	Stetson	70
65	Tampa	72
56	Western Kentucky	98
65	Murray State	69
56	at Florida	78
77	at Stetson	80
68	at Rollins	60
95	Rollins	69
84	at Tampa	86
75	at Florida State	81
64	at Eglin Field	66
1503		1502

Won 9, Lost 12

1953-54
Coach Dave Wike

85	Florida	75
88	Rio Grande	98
81	Ohio State	106
54	Pennsylvania	67
48	Brandeis	68
78	Florida State	61
52	at Florida	75
63	Stetson	85
57	Maryland	63
71	at Rollins	85
69	at Florida State	76
56	at Stetson	108
69	at Tampa	65
77	at Florida Southern (2OT)	70
67	Tampa	59
1015		1161

Won 5, Lost 10

1954-55
Coach Bruce Hale

58	Florida Southern	44
61	Florida	70
80	*Tennessee	89
80	*Washington and Lee	75
66	at Florida State	71
67	New York University	74
74	Furman	91
93	Rollins	76
73	Miami (Ohio)	75
68	at Florida	80
103	Tampa	76
84	Georgetown	81
77	South Carolina	83
72	Pittsburgh	78
77	at Rollins	69
85	at Stetson	89
73	at Florida Southern	71
105	at Tampa	89
79	Stetson	77
80	Florida State	86
1555		1544

Won 9, Lost 11

*-Blue Gray Tournament (Montgomery, AL)

1955-56
Coach Bruce Hale

92	Florida Southern	80
96	Tampa	59
61	at Mississippi So.	63
83	at Loyola (N.O.)	82
71	at Spring Hill College	79
69	Florida	74
80	Bradley	73
92	Yale	90
86	*Tulane	75
78	*West Virginia	83
71	$Memphis State	79
96	$Clemson	98
76	at Florida State	78
89	Mississippi College	84
85	at Florida	87
85	Stetson	79
86	Rollins	72
77	Houston	95
82	Kentucky Wesleyan	86
77	Xavier	75
84	at Stetson	91
89	at Rollins	82
91	at Florida Southern	90
94	at Tampa	74
89	Morehead State	102
91	Florida State	85
2170		2115

Won 14, Lost 12

*-Orange Bowl Classic (Miami, FL)

$-Senior Bowl Classic (Mobile, AL)

1956-57
Coach Bruce Hale

84	Florida Southern	69
75	Kentucky	114
48	at Dayton	87
68	at Toledo	67
80	at Akron	106
97	Tampa	84
65	Florida	89
86	Texas A&M	80
67	Houston	63
70	*Connecticut	74
76	*Valparaiso	81
80	*Seton Hall	92
66	Colorado	73
89	Stetson	81
63	at Florida	98
85	at Florida State	77
63	Rollins	51
100	Kentucky Wesleyan	95
60	Louisville	89
75	Spring Hill	84
93	at Stetson	95
93	at Rollins	86
85	at Florida Southern	95
78	at Tampa	77
85	Mississippi Southern	78
98	Florida State	82
2029		2167

Won 13, Lost 13

*-Orange Bowl Classic (Miami, FL)

1957-58
Coach Bruce Hale

89	Jacksonville	87
69	Tampa	67
62	Loyola (N.O.)	76
73	at Louisiana State	65
64	*Mississippi State	66
59	*Texas Christian	82
96	at Kentucky Wesleyan	78
64	Florida	73
103	Stetson	80
90	Rollins	71
70	at Florida	75
72	at Jacksonville	86
70	at Florida State	71
89	Loyola (N.O.)	82
68	at Rollins	72
90	at Tampa	84
84	at Florida Southern	69
92	Army	82
83	Oklahoma City	66
92	at Stetson	85
76	Florida Southern	58
86	Florida State	66
1741		1641

Won 14, Lost 8

*-Montgomery Classic

1958-59
Coach Bruce Hale

104	Rollins	87
113	Tampa	71
107	Florida Southern	80
65	$Pittsburgh	69
61	$Clemson	66
92	Florida	82
85	%Florida State	79
77	%The Citadel	93
94	*Tulane	72
87	*Miami (Ohio) (OT)	89
97	Toronto	55
70	at Florida	85
64	at Jacksonville	62
69	at Florida State	93
69	Kentucky Wesleyan	64
109	Western Kentucky	95
79	at Florida Southern	76
86	at Tampa	84
97	at Stetson	110
84	at Rollins	81
95	Jacksonville	93
93	Loyola (N.O.)	84
99	Stetson	81
102	Morehead State	85
92	Florida State	85
2190		2029

Won 18, Lost 7

*-Hurricane Classic

$-Steel Bowl Classic (Pittsburgh, PA)

%-The Citadel Invitational

YEARLY RESULTS

1959-60 Coach Bruce Hale		
110	Rollins	86
106	Jacksonville	98
98	Tampa	65
72	at Houston	63
77	at Centenary	84
86	at Loyola (N.O.)	70
92	Murray State	80
79	Florida	77
83	at Miami (Ohio)	78
110	*Brigham Young	93
87	*Xavier	69
107	South Carolina (OT)	106
69	at Iona	67
78	at Jacksonville (OT)	70
70	at Florida	65
93	at Florida State	91
79	Houston	88
97	Oklahoma City	84
90	at Rollins	79
74	at Tampa	73
94	at Stetson	86
88	at Florida Southern	71
72	Stetson	73
121	Florida Southern	85
104	Kentucky Wesleyan	95
107	Florida State	89
84	$Western Kentucky	107
2427		2192

Won 23, Lost 4
*-Hurricane Classic
$-NCAA Tournament
(Memorial Coliseum, Lexington, KY)

1960-61 Coach Bruce Hale		
80	at Rollins	62
93	Tampa	64
65	at Santa Clara	66
68	at San Francisco	56
80	at Brigham Young	112
87	Florida Southern	54
93	Florida	74
82	*Army	75
77	*Holy Cross	71
102	Miami (Ohio) (2OT)	100
74	at La Salle	88
73	at Florida	81
93	at Jacksonville (OT)	84
78	at Florida State	89
89	Houston	78
86	Centenary	74
71	Louisville	69
103	Rollins	75
68	at Stetson	76
92	at Florida Southern	80
65	Loyola (N.O.)	61
91	Stetson	84
108	at Tampa	99
96	Jacksonville	80
85	Morehead State	70
75	Florida State	73
56	$St. Louis	58
2230		2036

Won 20, Lost 7
*-Hurricane Classic
$-National Invitational Tournament
(Madison Square Garden)

1961-62 Coach Bruce Hale		
93	Jacksonville	80
81	at Morehead State	107
59	at Louisville	77
69	at Murray State	67
96	Florida Southern	67
66	Florida	61
83	*Miami (Ohio)	73
67	*Temple	85
80	Rhode Island	70
113	Oklahoma City (OT)	118
90	at Jacksonville	89
62	at Florida	74
60	at Florida State	65
68	Maryland	71
61	La Salle	73
95	at Tampa	113
89	at Rollins	67
79	at Stetson	70
82	at Florida Southern	73
69	Houston	80
70	Loyola (N.O.)	113
86	Stetson	78
96	Tampa	81
92	Rollins	54
83	Tulsa	66
80	Florida State	83
2069		2045

Won 14, Lost 12
*-Hurricane Classic

1962-63 Coach Bruce Hale		
91	Florida (OT)	87
72	at Boston College	69
88	at Rhode Island	80
82	at Providence	75
116	Florida Southern	93
71	Duke	69
94	*Cornell	85
86	*Pittsburgh	85
67	at St. John's	59
76	at La Salle	78
103	at Jacksonville	91
86	at Florida	77
74	at Florida State (OT)	77
99	St. Peter's	75
71	Houston	70
78	at Tampa	76
120	at Rollins	72
64	at Stetson	66
99	at Florida Southern	83
112	Jacksonville	105
112	Louisville	84
114	Rollins	75
77	Loyola (N. O.)	84
112	Tampa	91
99	Florida State	70
75	Stetson	60
71	$St. Francis (NY)	70
96	$Providence	106
2509		2201

Won 23, Lost 5
*-Hurricane Classic
$-National Invitational Tournament
(Madison Square Garden)

1963-64 Coach Bruce Hale		
101	Tampa	95
95	Florida	79
77	at Santa Clara	86
101	at St. Mary's (CA)	86
81	at Nevada (OT)	78
95	San Francisco	83
108	Rollins	90
79	*Army	71
85	*Syracuse (OT)	86
105	Rhode Island	88
97	at Jacksonville	92
91	at Florida	114
78	at Florida State	80
78	Memphis State	69
121	La Salle	99
127	at Rollins	85
134	at Tampa	104
81	at Stetson	75
85	at Florida Southern	78
117	Jacksonville	92
94	Creighton	124
83	at Houston	93
97	at Loyola (N.O.) (OT)	90
120	Florida Southern	79
87	Stetson	70
82	Florida State	80
76	$St. Joseph's (PA)	86
2575		2352

Won 20, Lost 7
*-Hurricane Classic
$-National Invitational Tournament
(Madison Square Garden)

1964-65 Coach Bruce Hale		
136	at Tampa	119
99	$Duquesne	95
85	$Pittsburgh	71
86	at La Salle	90
74	at Niagara	67
77	St. John's	79
89	St. Mary's (CA)	77
67	Florida	58
86	*Yale	71
80	*Maryland	73
86	at Jacksonville	82
66	at Florida State	67
124	Florida Southern	93
127	Jacksonville	99
69	at Florida	86
128	at Rollins	92
115	Oklahoma City	92
100	Miami (Ohio)	85
86	at Stetson	84
94	at Florida Southern	82
141	Tampa	110
115	Loyola (N.O.)	86
95	Stetson	84
103	Houston	91
148	Rollins	79
82	Florida State	75
2558		2190

Won 22, Lost 4
*-Hurricane Classic
$-Steel Bowl (Pittsburgh, PA)

1965-66 Coach Bruce Hale		
120	Tampa	91
66	Florida	77
74	at Santa Clara	78
89	at San Francisco	105
79	at Nevada	89
105	Ohio University	100
81	*Boston	60
84	*Louisville (OT)	85
88	Utah	87
62	at Florida State	78
69	at Jacksonville	71
66	at Florida	111
89	Florida Southern	66
89	at Stetson	78
101	at Florida Southern	80
83	at Tampa	71
88	William and Mary	66
91	Creighton	81
80	Virginia	75
117	Jacksonville	104
72	at Memphis State	86
96	at Houston	111
76	at Loyola (N.O.)	89
86	Stetson	77
112	Florida State	90
108	La Salle	102
2271		2208

Won 15, Lost 11
*-Hurricane Classic

Junior Jerry Schlie



YEARLY RESULTS

1966-67 Coach Bruce Hale		
72	at Tampa	63
88	Florida	113
82	at La Salle	99
86	at Mount St. Mary's	83
80	at Virginia	78
64	$Clemson	73
87	$Auburn	73
82	*Pennsylvania	78
89	*Western Kentucky	94
75	at Jacksonville	70
60	at Florida State	61
111	Oklahoma City	109
106	Jacksonville	86
97	Tampa	86
102	Florida Southern	73
53	at Stetson	56
55	at Florida Southern	49
88	Memphis State	63
57	at Florida	73
68	Loyola (N.O.)	66
95	Stetson	84
86	Houston	105
79	Dayton	80
70	at St. John's	97
84	at Georgia Tech	90
110	Florida State	90
2126		2091

Won 15, Lost 11
*-Hurricane Classic
$-Volunteer Classic

1967-68 Coach Ron Godfrey		
54	at Washington	96
80	at Washington	81
77	at St. Mary's (CA)	70
102	at Hawaii	83
76	at Hawaii	110
104	Tampa	103
93	Eastern Kentucky	87
72	Brown	71
100	*Dartmouth	81
102	*New York University	91
84	La Salle	92
100	Pittsburgh	84
76	at Tampa	78
93	at Florida State	122
72	at Jacksonville	67
76	Jacksonville	75
72	at Stetson	67
94	at Florida Southern	76
93	Maryland	73
60	at Dayton	98
88	at Tulane	99
108	Florida A&M	98
44	at Memphis State	67
64	at Houston	106
84	at Loyola (N.O.)	86
88	Stetson	71
106	Creighton	93
96	Florida State	84
2368		2419

Won 17, Lost 11
*-Hurricane Classic

1968-69 Coach Ron Godfrey		
84	*Florida State	111
62	*Florida	111
71	at La Salle	96
72	at Alabama	85
77	+Yale	71
92	+Maryland	85
72	#Pittsburgh	70
76	#Illinois	86
81	Bucknell	84
61	at Tampa	62
81	at Florida State	86
94	at Jacksonville	87
79	Tulane	90
87	at Florida Southern	83
98	at Stetson	90
84	Hawaii	82
92	Morehead State (OT)	91
83	Stetson	87
94	Florida A&M	91
89	Loyola (N.O.)	80
95	Tampa	79
74	Miami (Ohio)	68
95	Jacksonville	86
86	Florida State (OT)	89
1985		2048

Won 14, Lost 10
#-Hurricane Classic
*-Sunshine State Classic
+-Marshall Tournament

1969-70 Coach Ron Godfrey		
81	Oregon State	86
62	Biscayne	60
85	$Pittsburgh	67
88	$Duquesne	94
69	at UCLA	127
90	at Pepperdine (OT)	93
91	St. Mary's (CA)	84
69	*Seton Hall	76
74	*Ohio University	99
93	Bucknell	88
105	Rhode Island	95
63	at Florida State	114
87	at Jacksonville	121
94	Centenary	78
103	at Florida Southern	92
88	at Stetson	116
90	at Tulane	105
84	at Loyola (N.O.)	98
118	Florida A&M	111
86	at Centenary	107
98	at Houston	118
103	La Salle	96
86	Stetson	95
90	Oklahoma City	91
96	Florida State	112
97	Jacksonville	108
2290		2521

Won 9, Lost 17
*-Hurricane Classic
$-Steel Bowl (Pittsburgh, PA)

1970-71 Coach Ron Godfrey		
74	Lehigh	67
77	at La Salle	97
77	at Dayton	91
58	*Nebraska	85
91	*Oklahoma City (OT)	94
83	Fordham	85
77	at Maryland	111
90	Oklahoma City	87
89	Seton Hall	81
106	at Florida State	114
82	at Jacksonville	124
78	Lafayette	75
74	Tulane	71
75	at Oklahoma City	88
84	at Creighton	104
95	at Florida Southern (OT)	96
74	at Stetson	90
75	Morehead State	76
88	Loyola (N.O.)	107
76	Stetson	91
81	at George Washington	83
82	at American University	93
93	Houston	99
89	Marshall	88
100	Florida State	94
75	Jacksonville	94
2143		2373

Won 7, Lost 19
*-Husker Classic (Lincoln, NE)

1971-85
UM did not have a team



Miami has been nationally ranked in field goal percentage defense in each of the last four seasons including a No. 1 national ranking in 1997-98.

YEARLY RESULTS

1985-86 Coach Bill Foster	
85	The Citadel 77
82	*Georgia State 72
81	*Georgia 78
66	at Wisconsin 88
67	at Wisconsin-Green Bay 63
64	Florida 81
81	Rider 58
64	at UCLA 109
61	#Brown 62
79	#Manhattan 61
47	Fairfield 56
70	Hofstra 63
57	at New Orleans 64
71	Towson State 66
74	Arizona (OT) 81
83	Florida State 75
71	Baptist 60
53	at Florida 75
102	%Brooklyn College 93
72	at Florida State 90
68	at Dayton 79
77	MD.-Eastern Shore 55
75	New Orleans 85
82	at Duke 104
73	Notre Dame 126
73	American University 64
66	Hartford 62
62	at Marquette 84
2006	2131

Won 14, Lost 14
*-AMI Classic (Miami, FL)
#-Orange Bowl-Budweiser Tournament
%-at West Palm Beach Auditorium

1986-87 Coach Bill Foster	
64	*Central Florida 54
61	*Penn State 74
77	at North Carolina 122
54	Wisconsin 65
55	Winthrop 63
86	Dartmouth 88
67	Duke 74
78	#Yale (OT) 75
72	#Stanford 58
45	Wisconsin-Green Bay 62
85	St. Francis (PA) 82
74	+PR-Bayamon 54
111	+PR-Rio Piedras 64
66	+Radford 62
88	MD.-Eastern Shore 66
75	at Kansas 82
88	Providence 92
91	Marquette (OT) 89
78	at New Mexico 87
83	at San Diego State (OT) 82
63	Florida State 57
62	Navy 78
70	%Fairleigh Dickinson 73
78	Dayton 92
97	Armstrong State 47
102	Florida International 81
60	at Florida 99
84	at Florida State 108
115	Coppin State 76
49	Notre Dame 65
83	Brooklyn College 64
2332	2335

Won 15, Lost 16
*-AMI Classic (Miami, FL)
#-Palm Beach Hurricane Classic
+-Puerto Rico Tournament
%-at Meadowlands Arena
(E. Rutherford, NJ)

1987-88 Coach Bill Foster	
76	*Michigan 109
84	*Duquesne 73
77	*Alaska-Anchorage 78
96	-Colgate 68
63	-South Carolina 76
71	St. Thomas 47
85	Texas 56
110	Alabama State 107
104	#American University 70
82	#Purdue 110
78	Georgetown 82
81	Fairleigh Dickinson 68
69	at Duke 107
62	Winthrop 60
75	MD.-Baltimore County 56
51	at Marquette 65
64	Coppin State 54
80	South Florida 75
83	at Providence 77
82	$Marist (OT) 76
62	Monmouth (OT) 64
49	San Diego State 56
86	at Brigham Young 99
73	Florida 83
62	Marist 73
96	at Va. Commonwealth 93
82	DePaul 101
92	at South Florida 71
100	Central Florida 80
89	at Dayton 90
92	Florida International 76
2400	2453

Won 17, Lost 14
*-Great Alaska Shootout (Anchorage, AK)
-City of Miami Classic
#-Eastern Airlines Palm Beach Classic
$-at Madison Square Garden

1988-89 Coach Bill Foster	
108	MD.-Eastern Shore 80
108	Oral Roberts 103
66	UCLA 91
88	Bethune-Cookman 72
102	Duke 117
102	Long Island University 66
81	at Florida 101
71	*St. Louis 86
83	*Eastern Illinois 68
77	*Old Dominion 76
102	#Pennsylvania 69
81	#Wichita State 59
99	at Rutgers (OT) 94
79	at Georgetown 112
77	Va. Commonwealth 87
87	Kansas 86
59	at Stanford 93
91	Providence 106
106	Marquette 90
93	New Mexico 110
107	Brigham Young 86
106	South Florida (2OT) 104
111	Tennessee Tech 101
79	at DePaul 87
79	%Florida Atlantic 74
85	at South Florida 78
104	at Texas 123
92	at Oral Roberts 99
90	Davidson 78
107	Savannah State 98
89	Florida International 82
2809	2778

Won 19, Lost 12
*-Chaminade Classic (Honolulu, HI)
#-Eastern Airlines Palm Beach Classic
%-at West Palm Beach Auditorium

1989-90 Coach Bill Foster	
91	MD.-Baltimore County 74
77	Baptist 67
87	Dayton 82
81	Alabama State 98
53	at Arizona 83
59	#Lehigh 83
60	#Boston College 69
101	at George Mason (OT) 91
77	at South Florida 93
73	Kansas 100
94	Brooklyn College 61
67	at Washington 83
101	Florida State (2OT) 97
58	Arizona State 62
60	at Notre Dame 107
48	at DePaul 76
53	Mercer 47
74	at North Carolina 87
72	at Davidson 64
49	DePaul 66
62	Central Conn. State 40
73	at Florida State 92
62	Florida 59
67	at Providence 101
81	South Florida 73
58	Hartford 62
93	Tulane 60
83	Florida International 55
2014	2132

Won 13, Lost 15
#-Eastern Airlines Palm Beach Classic

1990-91 Coach Leonard Hamilton	
91	George Mason 97
67	at Penn State 93
71	at Southern California 92
71	at South Florida 79
60	Georgia 78
72	Dartmouth 60
88	at Southern Methodist (2OT) 93
99	#Miami (Ohio) (2OT) 101
74	#Mississippi State 67
60	at Florida 62
79	at St. Joseph's (PA) 92
67	at West Virginia 71
99	Lehigh 67
52	Notre Dame 60
57	Lafayette 73
60	at Kansas 73
72	at Memphis State 80
57	Penn State 69
66	at Wake Forest 72
79	Northeastern 63
79	Davidson 67
87	St. Joseph's (PA) 64
73	Virginia Commonwealth 58
82	Memphis State (OT) 83
53	DePaul 66
67	South Florida 58
87	Florida International 65
58	at DePaul 75
2027	2078

Won 9, Lost 19
#-Eastern Airlines Palm Beach Classic

1991-92 Coach Leonard Hamilton	
80	Barry 67
83	Florida Atlantic 53
62	^Maine 57
61	^Eastern Kentucky 66
72	^Tennessee 60
55	Howard 64
60	Southern Methodist 69
57	at Arizona State 62
70	#Marshall 55
64	#George Washington 78
62	*at Connecticut 85
69	*at St. John's 83
52	*at Seton Hall 64
57	*at Syracuse 73
45	*St. John's 42
58	*Connecticut 77
50	*Boston College 51
40	*at Georgetown 60
52	*at Pittsburgh 82
62	at Davidson 66
55	*Pittsburgh 77
51	*Providence 73
58	*Georgetown 75
50	*at Villanova 74
49	*at Boston College 55
50	*Villanova 61
63	*Syracuse 68
68	Florida International 63
82	*Seton Hall (OT) 90
57	*at Providence 62
83	$Pittsburgh 71
64	$Georgetown 77
1941	2160

Won 8, Lost 24 (1-17 BIG EAST)
^-San Juan Shootout (San Juan, Puerto Rico)
#-Palm Beach Classic
*-BIG EAST Regular Season games
$-BIG EAST Tournament (Madison Square Garden)



John Salmons started all 34 games last season.

YEARLY RESULTS

1992-93 Coach Leonard Hamilton	
64	Florida International 72
57	Southwest Texas State 60
56	*at Seton Hall 65
81	Barry 64
84	Florida Atlantic 61
67	at Georgia 69
66	Southern California 86
73	UNC-Wilmington 88
80	*Georgetown 69
78	*at Pittsburgh 85
81	*at Syracuse 89
74	*at St. John's 78
75	*Providence 66
84	*Pittsburgh 86
80	*Connecticut 65
69	*at Villanova 82
78	Bethune-Cookman 54
81	*Syracuse 74
75	*Boston College 71
72	*at Connecticut 88
60	*at Providence 75
82	*St. John's 77
73	*Seton Hall 85
58	*at Boston College 70
64	*at Georgetown 82
77	*Villanova 76
40	$Georgetown 67
1929	2004

Won 10, Lost 17 (7-11 BIG EAST)
*-BIG EAST Regular Season games
$-BIG EAST Tournament (Madison Square Garden)

1993-94 Coach Leonard Hamilton	
85	Florida Atlantic 53
82	UNC-Asheville 60
91	Florida A&M 47
47	*Georgetown 61
82	Bethune-Cookman 54
73	Sam Houston State 58
63	at Buffalo 57
52	*at Syracuse 81
55	Wagner 57
79	at Florida Atlantic 62
59	*at Providence 81
55	*at Pittsburgh 83
49	*at Boston College 69
63	*St. John's 75
48	*Seton Hall 77
40	*at Georgetown 77
71	*Pittsburgh 80
57	*at Connecticut 73
63	*at St. John's 78
58	*Villanova 77
63	*Boston College 79
63	*at Seton Hall 85
49	*Connecticut 74
60	*Providence 88
69	*Syracuse 71
63	*at Villanova 83
51	$Seton Hall 69
1690	1909

Won 7, Lost 20 (0-18 BIG EAST)
*-BIG EAST Regular Season games
$-BIG EAST Tournament (Madison Square Garden)

1994-95 Coach Leonard Hamilton	
66	Northeastern Illinois 48
76	Florida Atlantic 59
66	Robert Morris 51
65	*Syracuse 83
67	Florida A&M 53
55	at Clemson 75
55	+UNLV 56
55	Fordham 43
54	*at Seton Hall 72
64	*at Georgetown 71
82	*at St. John's 79
81	*at Providence 75
66	*Boston College 68
62	*Villanova 92
51	*at Syracuse 76
57	*at Connecticut 82
67	*Georgetown 61
63	*at Villanova 73
69	*Providence 63
71	*St. John's 69
61	*at Pittsburgh 67
61	*Seton Hall 57
77	*at Boston College (OT) 71
76	*Pittsburgh (OT) 68
80	at Florida Atlantic 70
67	*Connecticut 75
58	$Georgetown 69
56	#at Penn State 62
1831	1888

Won 15, Lost 13 (9-9 BIG EAST)
+-Orange Bowl Classic (Miami Arena)
*-BIG EAST Regular Season games
$-BIG EAST Tournament (Madison Square Garden)
#-National Invitational Tournament (Rec Hall, University Park, PA)

1995-96 Coach Leonard Hamilton	
81	Northeastern Illinois 58
76	at Florida Atlantic 56
80	*Seton Hall 70
68	*Villanova 70
77	Florida A&M 53
81	Winthrop 56
61	Florida Atlantic 51
52	Clemson (OT) 66
55	+Tennessee 57
69	Columbia 62
75	*Syracuse 66
52	*at Connecticut 73
63	*at Seton Hall 66
67	*at Georgetown 72
66	*Pittsburgh 57
72	*Notre Dame 64
62	*at Villanova 90
51	*at Syracuse 72
68	*West Virginia 65
58	*Boston College 62
54	*at Providence 77
69	*at West Virginia 72
96	*S. John's (2OT) 91
55	*at Rutgers 71
71	*at Notre Dame 59
66	*Providence 59
77	$Rutgers 67
62	$Georgetown 92
1883	1873

Won 15, Lost 13 (8-10 BIG EAST)
+-Orange Bowl Classic (Miami Arena)
*-BIG EAST Regular Season games
$-BIG EAST Tournament (Madison Square Garden)

1996-97 Coach Leonard Hamilton	
78	Buffalo 61
83	Florida Atlantic 74
43	at UNLV 55
57	*St. John's 61
67	*Syracuse 63
74	Hartford 58
74	Jacksonville 56
65	at Tennessee 78
61	+DePaul 45
68	Lehigh 32
62	*at Boston College 65
69	*at Georgetown 67
72	*at Pittsburgh 76
61	*at Villanova 59
71	*Providence 69
68	*Georgetown (OT) 65
69	*Connecticut 46
59	*at Rutgers 60
78	*Pittsburgh 63
53	*Rutgers 50
61	*at Seton Hall 51
52	*at Connecticut 72
57	*Boston College 59
73	*at St. John's 77
60	*at Notre Dame 69
54	*West Virginia 82
76	$St. John's (OT) 68
59	$Georgetown 63
63	#Michigan 76
1887	1821

Won 16, Lost 13 (9-9 BIG EAST)
+-Orange Bowl Classic (Miami Arena)
*-BIG EAST Regular Season games
$-BIG EAST Tournament (Madison Square Garden)
#-National Invitational Tournament (Crisler Arena, Ann Arbor, MI)

1997-98 Coach Leonard Hamilton	
73	at Southern Illinois 61
69	Florida Atlantic 47
89	UNC Charlotte 72
86	Eastern Kentucky 64
74	at Jacksonville 70
63	*Rutgers 55
66	*Georgetown 56
80	Georgia State 64
65	at Memphis 57
61	+Georgia Tech 69
78	*at Seton Hall 65
73	*at Pittsburgh 65
76	*Connecticut 67
84	*at West Virginia 98
64	*at St. John's 73
67	*at Syracuse 85
78	*Villanova 63
67	*at Boston College 57
75	*at Villanova 78
64	*Providence 54
63	*Syracuse 72
66	*Notre Dame 57
57	*at Providence 59
65	*at Notre Dame 59
71	*Seton Hall 76
70	*West Virginia 66
56	$Georgetown 62
62	#UCLA 65
1962	1836

Won 18, Lost 10 (11-7 BIG EAST)
+-HIP Orange Bowl Classic (Miami Arena)
*-BIG EAST Regular Season games
$-BIG EAST Tournament (Madison Square Garden, New York, NY)
#-NCAA South Regional First Round (Georgia Dome, Atlanta, GA)

1998-99 Coach Leonard Hamilton	
97	at Florida Atlantic 73
59	at UNC Charlotte 66
78	Northern Iowa 69
65	at Kentucky 74
77	*Boston College 64
66	Central Florida 56
76	at Georgia State 55
80	Memphis 64
72	&Ohio State 64
64	*at Georgetown 63
84	*St. John's 79
68	*Notre Dame 71
74	*at Rutgers (ESPN2) 62
64	*at West Virginia 55
68	*Connecticut (OT) 70
75	*at Boston College 67
77	*Seton Hall 71
54	*at Pittsburgh 60
73	*at St. John's 70
71	*Georgetown 58
76	*at Syracuse (ESPN) 63
69	*at Providence 65
103	*Villanova 82
73	*at Connecticut (CBS) 71
85	*Pittsburgh 52
68	*Rutgers 63
65	$Georgetown 54
59	$St. John's 62
75	% Lafayette 54
63	% Purdue 73
1508	1950

Won 23, Lost 7 (15-3 BIG EAST)
&-HIP Health Plan Orange Bowl Basketball Classic (National Car Rental Center, Sunrise, FL)
*-BIG EAST Conference game
$-BIG EAST Tournament (Madison Square Garden, New York, NY)
%-NCAA East Regional (FleetCenter, Boston, MA)

1999-00 Coach Leonard Hamilton	
81	at Central Florida 54
67	Monmouth 46
102	Bethune-Cookman 75
72	at Memphis 82
65	UNC Charlotte 75
97	Hartford 61
68	& North Carolina 78
60	^ Louisiana-Lafayette 66
68	^ Detroit-Mercy 64
78	^ Illinois State 87
89	Florida Atlantic 52
80	Quinnipiac 66
66	*West Virginia 58
55	*Syracuse 67
71	*at Seton Hall 64
67	*at Georgetown 65
67	*at Villanova 66
62	*Boston College 54
63	*at Notre Dame 49
57	Kentucky 60
64	*Pittsburgh 60
58	*at Rutgers 52
72	*Georgetown 55
45	*Providence 47
63	*at Connecticut 57
68	*at West Virginia 50
55	*Notre Dame 52
74	*at Pittsburgh 66
74	*St. John's (OT) 70
61	$ Notre Dame 58
57	$ St. John's 58
75	# Arkansas 71
75	# Ohio State 62
71	+ Tulsa 80
2346	2127

Won 23, Lost 11 (13-3 BIG EAST)
&-HIP Health Plan Orange Bowl Basketball Classic (National Car Rental Center, Sunrise, FL)
*-BIG EAST Conference game
^-San Juan Shootout (San Juan, PR)
$-BIG EAST Tournament (Madison Square Garden, New York, NY)
#-NCAA South Regional, First and Second Rounds (Nashville, TN)
+-NCAA Regional Semifinal (Austin, TX)



It's amazing.

All the things you can learn about life just by having a ball.

Some of life's greatest lessons are learned on the fields of play: lessons about teamwork, discipline and the rewards of extra effort. That's why we support the good sports in our community.

Publix. SUPER MARKETS

Where shopping is a pleasure.

Covering the Hurricanes

Sports Information

The offices are located in the Hecht Athletic Center at 5821 San Amaro Drive on the Coral Gables Campus. The Knight Sports Complex, headquarters for UM basketball practice, is located next to the Hecht Center. A media workroom is available in the UM SID office.

Mailing Address

University of Miami
Sports Information Dept.
P.O. Box 248167
Coral Gables, FL 33124

Street Address

University of Miami
Sports Information Dept.
5821 San Amaro Drive
Coral Gables, FL 33146

OFFICE PHONE:
(305) 284-3244

FAX PHONE:
(305) 284-2807

Staff

Sam Henderson
Asst. SID - Men's Basketball
(305) 412-8364 - Home

Linda Britton
Director of Communications
(305) 853-3015 - Home

Kiersten Coleman
Assistant SID - Women's Basketball
(305) 666-4970 - Home

Joe Hornstein
Asst. SID - Baseball
(305) 598-2583 - Home

Doug Walker
Asst. SID - Football
(305) 598-8527 - Home

Etta Schaller
Publications Coordinator

Carol Recicar
Administrative Asst.

Interview Policy

All interviews with UM players and coaches should be scheduled through the Sports Information Office. The best time to reach Coach Clark is between 10-11 a.m. on weekdays. Players and coaches are available for interviews post-practice. Pre-practice interviews will be available on a limited basis. THERE WILL BE NO PLAYER INTERVIEWS ON GAME DAYS.

Post-Game Interviews

Miami players and Head Coach Perry Clark will retire to the locker room immediately following each game for a 10-minute cooling off period. Following the meeting, Coach Clark will be interviewed by WQAM Radio prior to addressing the media in the media interview room. Once Coach Clark exits the locker room it will open to the media. Following his post-game radio show, Coach Clark and select Hurricane players will address the media in the interview room. Once Clark has concluded his post-game press conference he will return to the UM locker room to address the team. At that time the locker room will be closed. Members of the media requiring specific players are instructed to inform a UM SID representative of their request.

Photographers

NCAA rules limit the shooting access areas to BEHIND THE BASELINES ONLY. NO PHOTOGRAPHERS WILL BE PERMITTED TO SHOOT ALONG THE SIDELINE OR BENCH AREAS. Photo requests should be made at least two weeks in advance to Carol Recicar in the UM SID office. Photographers desiring to use strobe lighting must notify the SID office when making their credential request.

Press Credentials

Credentials for UM home games are to be used by the working media only and should be requested in writing on letterhead stationery at least two weeks in advance. Please direct all requests to Carol Recicar at the UM Sports Information Office: P.O. Box 248167, University of Miami, Coral Gables, FL 33124-0814.

Telephones

Three courtside telephone lines will be available to visiting media for a fee of $100 per line used payable in advance of the game by check made out to the University of Miami. The lines are restricted to credit card and collect long distance calls only. Please contact Carol Recicar at the UM Sports Information Office to reserve these lines. The flagship radio station for visiting teams will have priority in reserving line use. It is recommended that media with deadline concerns who do not reserve a line through the Miami SID office order phones by calling BellSouth at 1-800-753-7289 or (305) 780-2830. The street address of the Miami Arena is: 721 N.W. 1st Avenue, Miami, FL 33136.

Parking

Media members who desire parking at the Miami Arena can purchase a season parking pass for $111. Parking passes are sold through the UM Hecht Athletic Center Ticket Office.

Statistics/Services

Complete game statistics including play-by-play and shot charts will be available at all UM home games. In-game statistics are available to radio and television announcers via television monitors on press row. A meal is served approximately 90 minutes prior to tipoff and at halftime.

Practice Attendance

Working media may attend the first 30 and last 15 minutes of practice upon request. Local and out-of-town media who plan to attend should first check in at the SID Office. THE UM LOCKER ROOM, DORMS, WEIGHT ROOM AND TRAINING ROOM ARE OFF LIMITS TO THE MEDIA.

Tickets

Contact the UM Ticket Office at 1-800-GO-CANES or (305) 284-CANES to order game tickets.

Web Site

The lastest information on the Hurricanes can be found on the Athletic Department web site at www.hurricanesports.com

Videotape Highlights

Requests for videotaped highlights of UM for publicity purposes can be made through Fairway Productions Group (305) 284-6433. Fairway is available to provide interview footage and any special requests for out-of-town media.

Sports Information Staff


Kiersten Coleman


Sam Henderson


Joe Hornstein


Carol Recicar


Etta Schaller


Doug Walker

Hurricanes Flood the Air Waves

Hurricane Radio Network

The University of Miami has granted rights for the Hurricane Radio Network to Beasly-Reed Aquisition Partnership.

In Miami, Sports Talk Radio, WQAM (560 AM), a Beasly-Reed owned station, will carry Hurricane football, men's basketball and baseball.

The broadcast team of Marc Vandermeer (play-by-play) and Joe Zagacki (analyst) will describe all of this season's action.

Vandermeer is entering his second season as the voice of the Hurricanes. He most recently was the voice of University of Massachusetts football, basketball and baseball.

Zagacki returned last season for his second stint as a member of the Hurricanes' broadcast team having served as analyst for Hurricane football, basketball and baseball in the late 80's and early 90's.

Hurricane Hotline

WQAM will also serve as the home for Hurricane Hotline, a one-hour call-in radio show broadcast live every Thursday during the season featuring Coach Perry Clark and his guests. Marc Vandermeer will serve as the host of the program which will air from 6-7 p.m.

WVUM (90.5 FM)

WVUM Radio, the University's student radio station, will broadcast all Hurricane home games and the 2001 BIG EAST Tournament. Sports Director Joel Mendez and his staff will handle broadcast duties.

WVUM will also broadcast a half hour pre-game show before every Hurricane home BIG EAST contest and a post-game show with a UM assistant coach after every broadcast.

Fox Sports Net Florida

Fox Sports Net Florida will serve as the primary television home for UM basketball. The regional cable outlet will broadcast 10 University of Miami games, including eight BIG EAST Conference clashes.

Fox Sports Net will also air a half-hour season preview on the Hurricanes, hosted by Frank Forte, in the month of November and a post-season special in April.

WPLG-CHANNEL 10

WPLG-Channel 10 will broadcast the Hurricanes' road game versus Boston College on Jan. 13 as well as its regular-season finale against Villanova at Miami Arena on Mar. 3. The games, which are produced and distributed by ESPN Regional, Inc. are part of the BIG EAST Game-of-the-Week syndicated package.

The Perry Clark Show

WPLG-Channel 10 and SportsChannel Florida will carry a half-hour show every Saturday at 11:30 a.m. beginning January 13. The show will be hosted by WPLG sportscaster Frank Forte.

The program will feature Coach Perry Clark, highlights of the previous week, a preview of the upcoming week, player interviews and features.

The show is produced by Fairway Production Group.

ABC

The Hurricanes will make two appearances on ABC this season. Miami's game versus St. John's on Feb. 10 as well as its road game at Connecticut on Feb. 24 will be carried by the network.

ESPN/ESPN2

The Hurricanes will make a minimum of five appearances on the national cable outlets this season. Miami's Dec. 4 game against North Carolina, its Feb. 1 game against Seton Hall and its Feb. 13 road clash with Syracuse will be broadcast on ESPN2. Miami's road games against St. John's on Jan. 22 and Villanova on Feb. 17 will be telecast on ESPN.

For the fourth straight year ESPN has secured the rights to the BIG EAST Tournament. All BIG EAST Tournament games will be shown live on either ESPN or espn2, assuring the 'Canes of at least one more appearance on the national cable outlets.

ESPN REGIONAL TV

ESPN Regional Television will produce almost all remaining conference and non-league games, not nationally televised, for regional syndication and local market viewing.

ERT remains as the nation's largest syndicator of college sports programming, reaching close to one-third of the nation's homes throughout BIG EAST markets and beyond.


Marc Vandermeer


Joe Zagacki

BIG EAST Media Services

The Internet - - www.bigeast.org

The BIG EAST Conference maintains a comprehensive site on the World Wide Web at www.bigeast.org. The site contains current information on all facets of the BIG EAST, including individual school pages for every team sport. The following information is updated DAILY:

- BIG EAST Standings
- Team-by-team and composite results
- Conference Statistics
- Weekly Award Winners (Mondays)
- National polls and BIG EAST notebooks
- Team-by-team statistics (basketball & football)

In-game scores for football and men's basketball are posted while games are in-progress, with scores for other team sports involving BIG EAST schools updated immediately following the completion of games.

Photos Available!

The BIG EAST also makes photos available via the BIG EAST web site that may be downloaded for media use. The Photo Gallery contains selected head shots and action photos of players for teams in the conference in men's & women's basketball and football. Pictures of head coaches are also available. These photos will be available in low and high resolution format for 2000-01. In addition, logos for every BIG EAST team as well as the conference marks can be accessed. (Credit "The BIG EAST Conference" with each photo use). Please contact Rob Carolla in the BIG EAST communications office for more information.

Media Section To Debut In August

Beginning in August, 2000, the BIG EAST web site will feature a special "media area". This section will contain Adobe Acrobat PDF documents for all conference-sponsored sports. In addition, any special releases or information will also be posted. This area will be for MEDIA USE ONLY. The web site address will be forwarded to accredited media at a later date.

BIG EAST MediaTeamLink

The BIG EAST offers MediaTeamLink - a service that media can use to automatically receive documents via e-mail as soon as they are updated by the Conference office.

Documents retrieved via e-mail are in original format, have a searchable text option and the ability to cut and paste to any other document. Files are received in Adobe PDF format and can be viewed with a free downloadable Adobe Acrobat Reader.

Documents are available for league releases for all BIG EAST team sports. Media may visit www.mediateamlink.com and click on "College Conferences" to sign-up for the service.

Please contact the BIG EAST communications office for more information.

Media Coverage

Local Print

OUTLET	ADDRESS	PHONE	FAX	CONTACTS
Boca Raton News	5801 North Congress Avenue, Boca Raton, FL 33487	(561) 893-6633	(561) 893-6677	Marcus Nelson, Sports Editor; Bob Gosman, Jamey Eisenberg (Sports Writers)
Coral Gables Gazette	P.O. Box 141857, Coral Gables, FL 33114-1857	(305) 460-9010	(305) 460-9020	Justin Prisendorf, Editor; Beat Writer TBA
Ft. Lauderdale Sun-Sentinel	200 E. Las Olas Blvd., Ft. Lauderdale, FL 33301	(954) 356-4635	(954) 356-4566	Fred Turner, Sports Editor; Dave Hyde, Michael Mayo (Columnist); Andrea Szulszteyn, Beat Writer
Miami Herald	One Herald Plaza, Miami, FL 33132	(305) 376-2387	(305) 376-2295	Richard Bush, Executive Sports Editor; Edwin Pope, Sports Editor; Dan Le Batard, Greg Cote, Linda Robertson (Columnists); Bob Rubin, Writer; Michelle Kaufman, Beat Writer
Miami Times	900 N.W. 54th Street, Miami, FL 33127	(305) 758-5834	(305) 757-5770	Garth Reeves, Editor
Palm Beach Post	2751 S. Dixie Hwy. West Palm Beach, FL 33405	(561) 820-4440	(561) 820-4481	Tim Burke, Sports Editor; Jorge Milian, Beat Writer Dave George, Greg Stota (Columnists)
South Dade News Leader	P.O. Box 900340, Homestead, FL 33090	(305) 245-2311	(305) 248-0596	Jose Lopez, Sports Editor; Ed McClean, Beat Writer

State Print

OUTLET	ADDRESS	PHONE	FAX	CONTACTS
Bradenton Herald	102 Manatee Avenue West, Bradenton, FL 34205	(941) 748-0411	(941) 745-7097	Jim Smith, Assistant Managing Editor Matt Pallister, Sports News Editor
Daytona Beach News	P.O. Box 2831, Daytona Beach, FL 32120-2831	(904) 252-1511	(904) 253-8433	David Markowitz, Sports Editor Lydia Hinshaw, Beat Writer
Florida Times Union	P.O. Box 1949, Jacksonville, FL 32231	(904) 359-4246	(904) 359-4147	Dean Rock, Sports Editor Chase Goodbread, Beat Writer
Florida Today/USA Today	P.O. Box 419000, Melbourne, FL 32941-9000	(800) 633-8449	(407) 242-0760	Eric Garwood, Sports Editor; Rich Thomaselli, Beat Writer
Ft. Myers News-Press	2442 Dr. Martin Luther King Jr. Blvd., Ft. Myers, FL 33901-3987	(941) 335-0200	(941) 334-0708	Tom Hayden, Sports Editor Ron Kaspriske, Beat Writer
Lakeland Ledger	P.O. Box 408, Lakeland, FL 33802	(863) 802-7551	(863) 802-7812	Rick Brown, College Sports
Naples Daily News	1075 Central Avenue, Naples, FL 34102	(941) 263-4790	(941) 263-4816	Tom Rife, Sports Editor
Orlando Sentinel	633 N. Orange Avenue, Orlando, FL 32801	(407) 420-5668	(407) 420-5069	Van McKenzie, Sports Editor; Allan Schmadtke, College Sports Editor; George Diaz, Beat Writer
Sarasota Herald-Tribune	P.O. Box 1719, Sarasota, FL 34230	(941) 957-5172	(941) 957-5276	Scott Peterson, Executive Sports Editor; Doug Fernandes, Columnist; Jason Swancey, Beat Writer
St. Petersburg Times	P.O. Box 1121, St. Petersburg, FL 33731	(727) 893-8123	(727) 893-8782	Jack Sheppard, Sports Editor/A.M.E.; Kim Pendery, Exec. Sports Editor; Bob Harig, Beat Writer
Stuart News	P.O. Box 9009, Stuart, FL 34995	(561) 221-4233	(561) 221-4246	Kevin Conway, Sports Editor
Tampa Tribune	P.O. Box 191, Tampa, FL 33601-0191	(813) 259-7655	(813) 259-8148	Nick Pugliese, Deputy Sports Editor Mike Pennetti, Collegians Editor

Area Television

OUTLET	ADDRESS	PHONE	FAX	CONTACTS
		Miami		
WAMI TV - SportsTown (Ch. 69)	605 Lincol Road, 2nd Floor, Miami Beach, FL 33139	(305) 604-6288	(305) 604-0406	Jeff Tavss, Executive Producer Tim Ring, Brad Steinke (Anchors) Dave Benz, Reporter
WFOR Channel 4 (CBS)	8900 N.W. 18 Terr., Miami FL 33172	(305) 639-4516	(305) 639-4688	Leo Gomez, Senior Sports Producer
WPLG Channel 10 (ABC)	3900 Biscayne Blvd., Miami, FL 33137	(305) 325-2485	(305) 325-2480	Jim Berry, Sports Director; Kim Bokamper, Anchor Steve Zager, Executive Producer; Jimmy Cefalo, Sports Director; Will Manso, Frank Forte (Anchors)
WSVN Channel 7 (FOX)	1401 79 St. Causeway, Miami, FL 33141	(305) 795-2719	(305) 795-2746	Jim Goodman, Exec. Sports Prod.; Ducis Rodgers, Mike Dipasquale, Wayne Rundell (Anchors)
WTVJ Channel 6 (NBC)	15000 S.W. 27th Street, Miramar, FL 33027	(954) 622-6353	(954) 622-6107	Mike Jenkins, Executive Producer; Alex Suarez, Sr., Sports Producer; Chris Clarke, Sports Producer Bernie Rosen, Assignment Editor; Craig Minervini, Guy Rawlings, Joe Rose (Anchors)
		Palm Beach		
WPTV Channel 5 (NBC)	622 N. Flagler Drive, West Palm Beach, FL 33401	(561) 655-5455	(561) 653-5719	John Clarke, Sports Director; Dan Heilie, Anchor
WPBF Channel 25 (ABC)	3970 RCA Blvd., #7007, Palm Beach Gardens, FL 33410	(561) 694-2525	(561) 624-1089	Vince Kelly, Sports Dir.; Jim Abath, Asst. Sports Dir.
WPEC Channel 12 (CBS)	Fairfield Drive, West Palm Beach, FL 33407	(561) 881-0737	(561) 881-0731	Pat Murphy, Sports Dir.; John MacDonell, Assignment Editor
		Fort Myers		
WINK Channel 11 (CBS)	2824 Palm Beach Blvd., Ft. Myers, FL 33916	(941) 334-1131	(941) 334-0744	Brian Simon, Sports Director; Jon Linder, Senior Producer; Ben Becker, Anchor
WBBH Channel 20 (NBC)	3719 Central Avenue, Ft. Myers, FL 33901	(941) 939-2020	(941) 939-3244	Jay Severson, Chad Sokol, Tom James (Sports Directors)
WZVN Channel 26 (ABC)	3719 Central Avenue, Ft. Myers, FL 33901	(941) 939-2020	(941) 939-3244	David Moulton, Julien Gonzalez, Chad Sokol (Sports Director)
WFTX Channel 4 (Fox)	621 S.W. Pine Island Rd., Cape Coral, FL 33991	(800) 846-6397	(941) 574-4803	Len Jennings, Sports Director
		State		
FOX Sports Net Florida	1550 Sawgrass Corporate Pkwy., Ste. 350, Sunrise, FL 33323	(954) 845-9994	(954) 845-0620	Brad Heard, VP, Programming & Operations; Brett Opdyke, Production Manager; Joe Zagacki, Reporter
Sunshine Network	390 N. Orange Ave., Ste. 1075, Orlando, FL 32801	(407) 648-1150	(407) 245-2571	Jim Liberatore, VP/General Manager; Jeff de Moss, Programming Supervisor; Dave LaMont, Reporter

MEDIA

Media Coverage

Local Radio

OUTLET	ADDRESS	PHONE	FAX	CONTACTS
WAFN (1700 AM)	8525 N.W. 53rd Terrace, Ste. 109, Miami, FL 33166	(305) 464-8900	(305) 594-5777	Manny Munoz, Program Director; John DeCantido, Sports Director
WAXY (790 AM)	20450 N.W. 2nd Avenue, Miami, FL 33169	(877) 790-1015	(305) 521-1416	Gary Aybar, Director of Operations
WIOD (610 AM)	194 N.W. 187th Street, Miami, FL 33169	(305) 651-5000	(305) 655-2070	Phil Latzman, Sports Dir.; Dave Lamont, Anchor; Jason Solodkin, Reporter
WLVJ (640 AM)	1601 Belvedere Road, #204E, WPB, FL 33406	(561) 688-9585	(561) 688-9601	Matt Beaty, Program Director
WMBM (1490 AM)	814 First St., Miami Beach, FL 33139	(305) 672-1100	(305) 673-1194	William Gibson, George Fishburne
WQAM (560 AM) (Flagship)	20295 N.W. 2nd Avenue, Miami, FL 33169	(305) 653-6796,	(305) 650-0181	Marc Vandermeer, Play-by-Play; Joe Zagacki, Josh Darrow, Producer; Hank Goldberg, Joe Rose, Jeff DeForrest, Steve Goldstein, Ed Kaplan, John Sciambi
WSBR (740 AM),	6699 N. Federal Hwy., Boca Raton, FL 33487	(561) 997-0074	(561) 997-0476	Bob Morency, General Manager Al Lombardo, Sports Director
WSRF (1580 AM)	3000 S.W. 60th Avenue, Ft. Lauderdale, FL 33314	(954) 587-1035	(954) 587-6802	Linda Hudson, General Manager; Norman Foster, Operations

Wire Service

OUTLET	ADDRESS	PHONE	FAX	CONTACTS
Associated Press	9100 N.W. 36 St., Ste. 104, Miami, FL 33178	(305) 594-5825	(305) 594-9265	Steve Wine, Sports Writer

Spanish Media

OUTLET	ADDRESS	PHONE	FAX	CONTACTS
Diario Las Americas	2900 N.W. 39th Street, Miami, FL 33142	(305) 633-3341	(305) 635-7668	Marino Martinez, Sports Editor
El Nuevo Herald	One Herald Plaza, Miami, FL 33132	(305) 376-3549	(305) 376-2207	Javier Mota, Sports Editor, Aurelio Moreno
La Nacion	5121 S.W. 128th Court, Miami, FL 33175	(305) 221-6955	(305) 262-5089	Serundino Fernandez, Sports Editor
Spanish Broadcasting Network (Flagship)	601 Brickell Key Dr., Ste. 501, Miami, FL 33131	(305) 408-5300	(305) 408-5377	Joe Martinez, Jerry Del Castillo, Pepe Campos
Spanish Broadcasting System	1001 Ponce de Leon Blvd., Miami, FL 33134	(305) 461-5511	(305) 443-3601	Thu Diaz, Broadcaster
WAQI (710 AM)	2828 Coral Way, Miami, FL 33145	(305) 447-1140	(305) 442-7676	Sarvelio del Valle, Sports Director
WLTV Channel 23 (Univision)	9405 N.W. 41st St., Miami, FL 33178	(305) 471-4234	(305) 471-4236	Arturo Polo, Sports Producer
WQBA (1140 AM)	2828 Coral Way, Miami, Fl 33145	(305) 447-1140	(305) 441-2454	Roly Martin, Tito Rodriguez (Broadcasters)
WSCV Channel 51 (Telemundo)	2340 West 8th Ave., Hialeah, FL 33010	(305) 884-0101	(305) 889-7651	Camilo Zas, Sports Producer; Raul Striker, Anchor
WSUA (1260 AM)	2100 Coral Way, Miami, FL 33145	(305) 285-1260	(305) 858-5907	Norberto Longo, Broadcaster

National Media

OUTLET	ADDRESS	PHONE	FAX	CONTACTS
CBS SportsLine.com	2200 W. Cypress Creek Road, Ft. Lauderdale, FL 33309	(954) 351-2120	(954) 776-4745	Mike Swanson, Managing Editor Dan Borst, Managing Editor College Sports Dennis Dodd, Rob Miech (Columnists)
ESPN SportsCenter	ESPN Plaza, Bristol, CT 06010	(860) 585-2000	(860) 766-2422	Mo Davenport, Sr. Coordinating Producer
ESPN Regional	11001 Rushmore Dr., Charlotte, NC 28277	(704) 973-5000	(704) 973-5090	John Vassallo, Coordinating Producer Jeff Montoni, Sports Director
ESPN - The Magazine	19 East 34th Street, New York, NY 10016	(212) 515-1008	(212) 515-1290	Chris Raymond. Sr. Editor; J.B. Morris, General Editor
The Sporting News	10176 Corporate Square Dr., Ste. 200, St. Louis, MO 63132	(314) 993-7711	(314) 997-0765	Mike Nahrstedt, Senior Managing Editor Tom Dienhart, Staff Writer
Sports Illustrated	Time & Life Bldg., Rockefeller Center, New York, NY 10020	(212) 522-1212	(212) 522-4543	Bobby Clay, Editor
USA Today	1000 Wilson Blvd., Arlington, VA 22229	(703) 276-3761	(703) 276-5505	Joe Arace, Jack Carey, Steve Wieberg

UM Related/Student Media

OUTLET	ADDRESS	PHONE	FAX	CONTACTS
CaneSport	9050 Pines Blvd., Ste. 335, Pembroke Pines, FL 33024	(954) 432-3211	(954) 432-5504	Jim Martz, Editor; Gary Ferman, Publisher; Christy Cabrera, Beat Writer
Fairway Productions	5821 San Amaro Drive, Coral Gables, FL 33146-0820	(305) 284-6433	(305) 284-3524	Mark Griffin, Producer
The Hurricane	University Center, P.O. Box 248132, Coral Gables, FL 33124	(305) 284-2016	(305) 284-4404	Zev Mines, Sports Editor Michael Corbo, Asst. Sports Editor
The Ibis Yearbook	University Center, P.O. Box 248121 Coral Gables, FL 33124	(305) 284-6385	(305) 284-4404	Platon Alexandrakis, Editor
UMTV	Cable Studio Building, P.O. Box 248127 Coral Gables, 33124	(305) 284-8688	(305) 284-5666	Susan Roumells
WVUM (90.5 FM)	1306 Stanford Dr. (UC-110), P.O. Box 248191 Coral Gables, 33124	(305) 284-3131	(305) 284-3132	Joel Mendez, Sports Director

Direction to Sites

To The University



Practice and exhibition games take place at the Knight Sports Complex on UM's campus (located adjacent to the Hecht Athletic Center).

From North & the City

Take **I-95** south until it becomes **US 1**. Continue south on US 1 to SW 57 Ave. (a.k.a. **Red Rd.**). Turn right onto SW 57 Ave. Make another immediate right turn onto **Ponce de Leon Blvd.** Turn left at the first stop light onto San **Amaro Drive.** The Hecht Athletic Center and Knight Sports Complex practice facility are one-quarter of a mile ahead on the right.

From West & Route 826 East (a.k.a Palmetto Expressway)

Take **Rt. 826** and exit at **Miller Rd.** (a.k.a. **S.W. 56 St.**). Turn east (left if travelling from the north and right if travelling from the south) and continue until the road dead ends at the University and **San Amaro Drive.** Turn right onto San Amaro Dr. Make a U-turn across the median strip at **Cornlche** and the Hecht Athletic Center and Knight Sports Complex practice facility will be in front of you.

From Miami Airport

Take **Exit** marked **Coral Gables** and **LeJeune Rd.** Go south on LeJeune Rd. until it intersects Ponce de Leon Blvd. and turn right. Proceed 1.7 miles and turn right onto **San Amaro Dr.** (a.k.a. **Hurricane Drive**). The Hecht Athletic Center and Knight Sports Complex practice facility are one-quarter of a mile up on the right-hand side.

To The Miami Arena



All Miami regular-season home games are played downtown at the Miami Arena (above), which is also home to the NBA's Miami Heat.

From Miami Airport

Take **836** east to **395** toward Miami Beach. Take the exit which reads **Biscayne Blvd., NE 2nd Avenue.** Turn right at the bottom of the exit onto **NE 2nd Avenue.** At the third stop light, turn right onto **NE 6th Street.** The Miami Arena will be on your right. Go just past the Arena and turn right into Lot 1.

From North

Take **I-95** south. Take **Exit 5A** (N.W. 8th St., Orange Bowl). At the bottom of the exit, turn left on **N.W. 8th Street.** Turn right on **N.W. 2nd Avenue.** Turn left on **N.W. 5th Street.** Turn left on N. W. 1st Avenue. Turn left on **6th Street** then immediately turn right into Lot 1.

From South & Miami's Campus

Take **US 1** (a.k.a. **South Dixie Highway**) north. US 1 will become I-95 north. Exit I-95 on **Exit 4** (N.W. 2nd Street). At the bottom of the exit go straight. At the fourth stop light, turn right onto **5th Street.** Turn left on **N.W. 1st Avenue.** Turn left on **6th Street** and turn right into Lot 1.

Maps to Miami Arena *and the University of Miami*

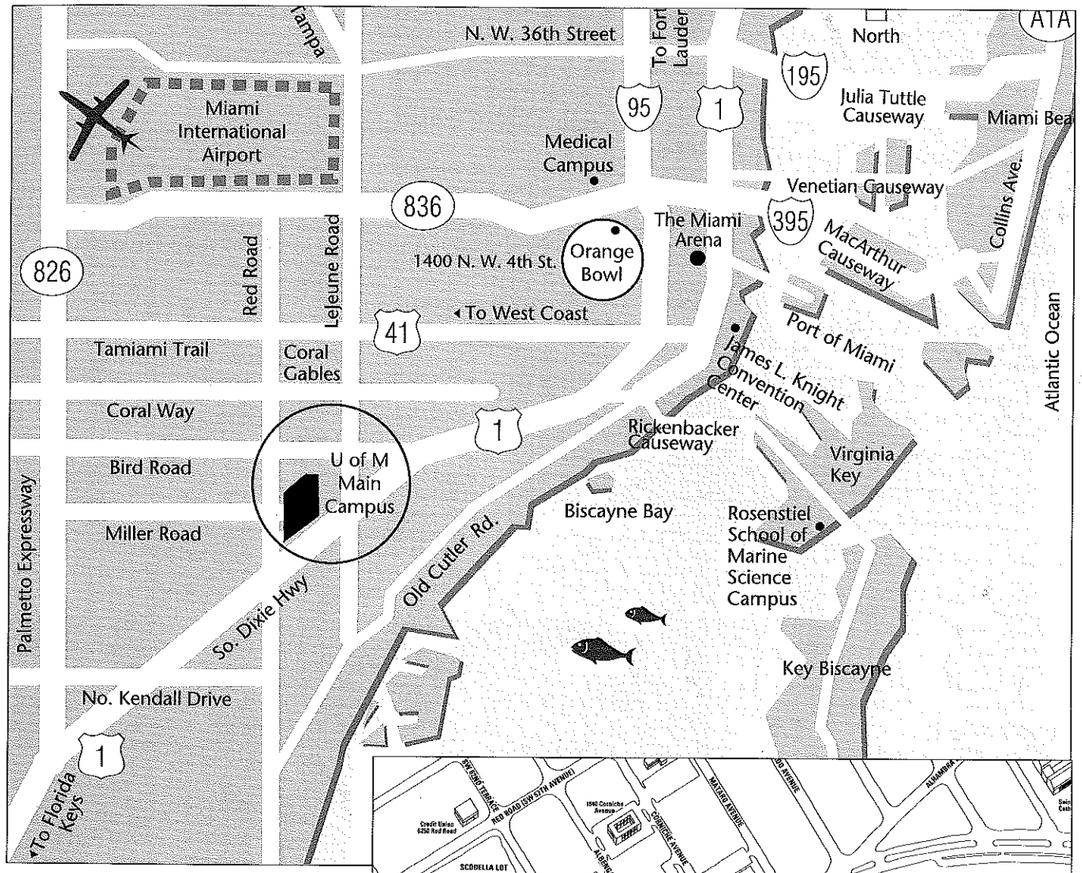

To the Miami Arena

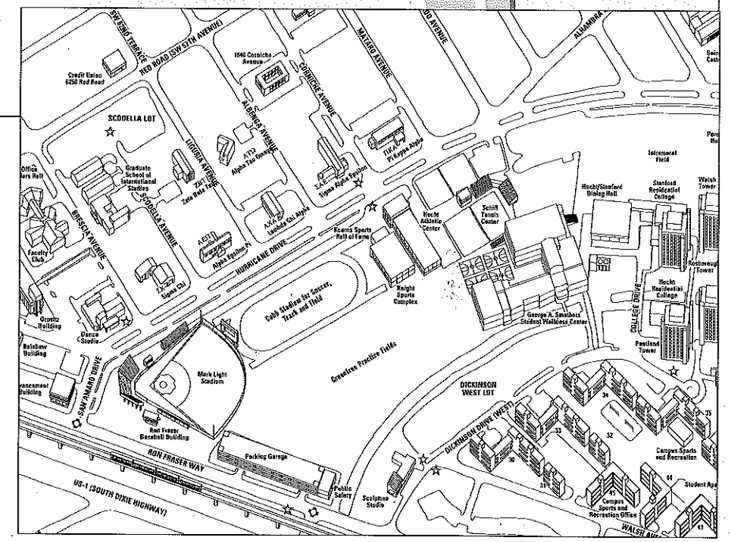

To the University

Hotels, Transportation

Downtown/Brickell

Miami's dramatic skyscrapers, ultramodern hotels and international financial district reflect the developing dynamics of Miami's core. Visitors should stop by the popular Bayside Marketplace, an entertainment complex located on the bay.

- Biscayne Bay Marriott . . . . . (305) 374-3900
  1633 North Bayshore Drive, Miami
- Hyatt Regency Downtown . . . . . (305) 358-1234
  400 S.E. 2 Ave., Miami
- Wyndham Garden . . . . . (305) 374-0000
  1601 Biscayne Boulevard, Miami
- Sheraton Biscayne Bay . . . . . (305) 373-6000
  495 Brickell Avenue, Miami

Coral Gables and Coconut Grove

Near UM's campus, Coral Gables features some of the region's finest boutiques and gourmet restaurants. Coconut Grove has elegant restaurants that blend with casual outdoor cafes. Located in the heart of this vibrant neighborhood is CocoWalk, the new open-air retail and entertainment center.

- The Biltmore . . . . . (305) 445-1926
  1200 Anastasia Avenue, Coral Gables
- The Omni Colonnade . . . . . (305) 441-2600
  180 Aragon Avenue, Coral Gables
- Dadeland Marriott . . . . . (305) 670-1035
  9090 S. Dadeland Boulevard, Miami
- Doubletree . . . . . (305) 858-2500
  2649 S. Bayshore Drive, Coconut Grove
- Grand Bay . . . . . (305) 858-9600
  2669 S. Bayshore Drive, Coconut Grove
- Grove Isle Yacht & Tennis Club . (305) 858-8300
  4 Grove Isle Drive , Coconut Grove
- Holiday Inn-University . . . . . (305) 667-5611
  1350 S. Dixie Highway, Coral Gables
- Hyatt Regency Coral Gables . . . . (305) 441-1234
  50 Alhambra Plaza, Coral Gables

Miami Beach

South Miami Beach is a neighborhood on the move. Renovated hotels along Ocean Drive and in the Art Deco Historic District have captured national praise. Throughout the area, open-air cafes feature dishes from every culture.

- Fontainebleau Hilton . . . . . (305) 538-2000
  4441 Collins Avenue, Miami Beach
- Sheraton Bal Harbour . . . . . (305) 865-7511
  9701 Collins Avenue, Miami Beach
- Eden Roc Resort & Spa . . . . . (305) 672-6224
  4525 Collins Avenue, Miami Beach

Key Biscayne

Once a coconut plantation, Key Biscayne's island allure lies in its beaches and recreational diversions.

- Sonesta Beach Resort . . . . . (305) 361-2021
  350 Ocean Drive, Key Biscayne

Hotels-Airport

- Airport Hilton . . . . . (305) 262-1000
  5101 Blue Lagoon Drive, Miami
- Airport Marriott . . . . . (305) 649-5000
  1201 N.W. LeJeune Road, Miami
- Crown Sterling Suites . . . . . (305) 634-5000
  3974 N.W. South River Drive,
  Miami Springs
- Radisson Mart Plaza . . . . . (305) 261-3800
  711 N. W. 72 Avenue, Miami
- Sheraton River House . . . . . (305) 871-3800
  3900 N.W. 21 Street, Miami

Others

- Doral Hotel & Country Club . . . . . (305) 592-2000
  4400 N.W. 87 Avenue, Miami
- Don Shula's Hotel . . . . . (305) 821-1150
  15255 Bull Run Road, Miami Lakes
- Don Shula's Golf Club . . . . . (305) 821-1150
  7601 Miami Lakes Drive, Miami Lakes

Airlines

American	1-800-433-7300
Continental	(305) 871-1400
Delta	(305) 448-7000
United	1-800-241-6522
US Airways	1-800-428-4322
TWA	(305) 371-7471

Car Rentals

Alamo	1-800-327-9633
Avis	1-800-831-2847
Budget	1-800-527-0700
Dollar	1-800-800-4000
Hertz	1-800-654-3131
InterAmerican	(305) 871-3030
National	1-800-227-7368
Thrifty	1-800-367-2277

Cab Service

Super Shuttle	(305) 871-2000
Diamond Cab	(305) 545-5555
Metro Taxi	(305) 888-8888
Sunshine Cab Company	(305) 445-3333
Yellow Cab	(305) 444-4444

Hurricanes' Corporate Sponsor/
Hurricane Club Member



Downtown skyscrapers and glistening Biscayne Bay form a backdrop for Bayside Marketplace, Miami's shopping, dining and entertainment showpiece.

South Florida Golf Mecca

In addition to sunshine and beaches, South Florida's year-round climate makes the area one of the nation's premier golf areas. Put yourself to the test with a challenging round or two at any of the plethora of area courses.

- Biltmore Golf Course . . . . . (305) 460-5366
  1210 Anastasia Avenue, Coral Gables
- Bonaventure Country Club . . . . . (945) 389-2100
  200 Bonaventure Boulevard, Ft. Lauderdale
- Country Club of Miami . . . . . (305) 826-4701
  6801 NW 186th Street, Miami
- Crandon Park at Key Biscayne . . . . . (305) 361-9129
  6700 Crandon Boulevard, Key Biscayne
- Don Shula's Golf Club . . . . . (305) 821-1150
  NW 154th Street, Miami Lakes
- Doral Country Club . . . . . (305) 532-3600
  4400 NW 87th Avenue, Miami
- Keys Gate Golf Club . . . . . (305) 230-0362
  2300 SE Palm Drive, Homestead
- Melreese Country Club . . . . . (305) 635-6770
  1802 NW 37th Avenue, Miami
- TPC at Heron Bay . . . . . (954) 796-2000
  11801 Heron Bay Boulevard, Coral Springs
- University Country Club . . . . . (305) 386-5533
  9400 SW 130th Avenue, Miami

Ticket Information

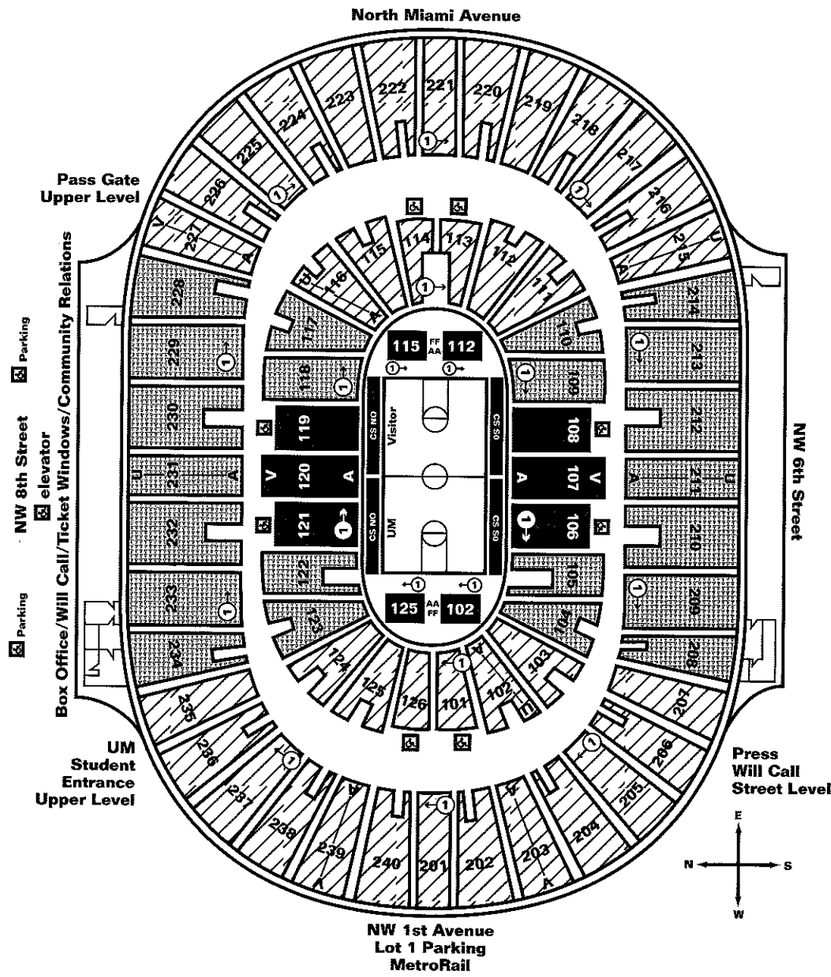

University of Miami Seating Plan at The Miami Arena

Sold Out
Hurricane Club Members Location

Season, Single & Group Ticket Locations

Sidecourt Reserved

Endcourt Reserved

For Hurricane ticket information, call (305) 284-CANES, (800) GO-CANES or FAX (305) 284-5031

Ticket office hours are 9 a.m. – 5 p.m. Monday-Friday and 9 a.m. – noon Saturday.

Season Ticket Packages

Sidecourt Reserved	$250
Endcourt Reserved	$175
UM Alumni Reserved (Sec. 110)	$125
Endcourt Upper Reserved	$99
Sidecourt Reserved (UM Employee)	$125
Endcourt Reserved (UM Employee)	$88
Endcourt Upper Reserved (UM Employee)	$50

Single-Game Tickets

Sidecourt Non-conference	$13
Sidecourt Conference	$20
Endcourt Non-conference	$10
Endcourt Conference	$15
Endcourt Non-conference Youth (17 and under)	$4
Endcourt Conference Youth (17 and under)	$7

The University of Miami Mission Statement

The University of Miami exists that human knowledge be treasured, preserved, expanded and disseminated and that the human mind, body and spirit be nurtured and strengthened through learning.

...

Miami Athletic Department Mission Statement

The Department of Intercollegiate Athletics of the University of Miami exists that, through its programs, student-athletes have the opportunity to achieve their full potential academically and athletically, and that the University and its constituents benefit from their being represented by students engaged in intercollegiate competition.

...

The University of Miami Department of Intercollegiate Athletics is committed to:

- Meeting the obligations of the mission of the University of Miami;
- Providing opportunities for student-athletes to seek and achieve their potential through growth and development academically and athletically;
- Supporting through its resources the academic objectives of its student-athletes, and to ensure their progress toward the goal of the academic degree which each seeks;
- Providing and supporting athletic programs at the highest level;
- Recruiting student-athletic of academic quality, good character and high athletic ability;
- Developing the values of leadership teamwork, discipline, sportsmanship and integrity among its student-athletes and staff.
- Providing equitable opportunities regardless of gender, race or creed.

TV/Radio SPOT CHART



#00 Leroy Hurd
G/F, 6-7, 205, So.
Moss Point, MS



#1 Michael Simmons
G, 6-0, 185, So.
Los Angeles, CA



#3 Joe Gordon
G, 6-2, 180, Jr.
Palm Bay, FL



#4 Marcus Barnes
G, 6-2, 200, Fr.
Miami, FL



#5 John Salmons
F, 6-7, 200, Jr.
Philadelphia, PA



#11 Jerry Schlie
F, 6-6, 200, Jr.
Holbrook, NY



#13 Paulo Coelho
G, 6-2, 185, Jr.
Figueira da Foz, Portugal



#14 Rodrigue Djahue
F, 6-7, 255, Fr.
Abidjan, Ivory Coast



#21 Darius Rice
F, 6-10, 205, Fr.
Jackson, MS



#25 Elton Tyler
F, 6-9, 215, Sr.
Dorchester, MA



#32 Dwayne Wimbley
F, 6-9, 245, Sr.
Fort Lauderdale, FL



#33 James Jones
F, 6-8, 211, So.
Miami, FL



#44 Reo Logan
F/C, 6-11, 205, Fr.
Country Club Hills, IL



HEAD COACH: Perry Clark
(1st Season/Gettysburg, '74)



2000-01 SCHEDULE

Date	Opponent	Time
11/2	#SPORTS TOURS INTERNATIONAL	7:00 p.m.
11/13	#GLOBAL SPORTS	7:00 p.m.
11/18	at Florida Atlantic	7:45 p.m.
11/21	COLUMBIA	7:30 p.m.
11/25	NORTHEASTERN	Noon
11/28	at UNC Charlotte	7:30 p.m.
12/4	at North Carolina	7:00 p.m.
12/9	CENTRAL FLORIDA	7:30 p.m.
12/16	^Nebraska	1:00 p.m.
12/18	EASTERN ILLINOIS	7:30 p.m.
12/21	MEMPHIS	7:30 p.m.
12/27	LEHIGH	4:00 p.m.
12/29	TENNESSEE-MARTIN	4:00 p.m.
1/3	*at Pittsburgh	7:30 p.m.
1/7	*BOSTON COLLEGE	2:00 p.m.
1/10	*at Virginia Tech	7:00 p.m.
1/13	*at Boston College	Noon
1/16	*at Providence	7:30 p.m.
1/20	*CONNECTICUT	4:00 p.m.
1/22	*at St. John's	7:00 p.m.
1/28	*PROVIDENCE	Noon
2/1	*SETON HALL	7:00 p.m.
2/6	*VIRGINIA TECH	7:00 p.m.
2/10	*ST. JOHN'S	3:30 p.m.
2/13	*at Syracuse	7:30 p.m.
2/17	*at Villanova	9:00 p.m.
2/24	*at Connecticut	3:30 p.m.
2/28	*WEST VIRGINIA	7:00 p.m.
3/3	*VILLANOVA	Noon
3/7-10	AT&T BIG EAST Championship	

*- denotes BIG EAST Conference game
^- denotes HIP Health Plan Orange Bowl Basketball Classic
#- denotes exhibition game
All times are EST

—ALL DATES AND TIMES ARE SUBJECT TO CHANGE—
FOR TICKETS, CALL 1-800-GO-CANES or (305) 284-CANES

RUN! WITH US!

U™