

miami

CONTACT: Amy (Woodruff) LaBrie, Associate Communications Director
 O: (305) 284-3241 | C: (813) 410-1194
 LaBrie@miami.edu | @CanesHoops

2015-16 SCHEDULE

DATE	OPPONENT	RADIO	TV	TIME
Nov. 13	UT Rio Grande Valley	\$	ESPN3	W, 86-59
Nov. 16	Louisiana	^	RSN	W, 93-77

Puerto Rico Tip-Off

Nov. 19	vs. Mississippi State	^	ESPN2	W, 105-79
Nov. 20	vs. No. 16 Utah	\$	ESPNU	W, 90-66
Nov. 22	vs. No. 22/20 Butler	\$	ESPN2	W, 85-75
Nov. 27	[15/19] Northeastern	^	ESPN3	L, 77-78
Dec. 1	[21] at Nebraska	^	ESPNU	W, 77-72OT
Dec. 5	[21] Charlotte	\$	ESPN3	W, 88-60
Dec. 8	[17/20] RV Florida	^	ESPN2	W, 66-55
Dec. 19	[15/19] Co. of Charleston	^	FS South	W, 85-63
Dec. 22	[13/16] at La Salle	^	CBS SN	W, 95-49
Dec. 29	[13/15] Princeton	^	ESPN3	W, 76-64

Jan. 2	[13/15] Syracuse	\$	ACCN	W, 64-51
Jan. 9	[12/11] Florida State	\$	ESPN2	W, 72-59
Jan. 12	[8/9] at #13/11 Virginia	\$	ESPNU	7 p.m.
Jan. 16	at Clemson	\$	ACCN	2 p.m.
Jan. 20	at Boston College	\$	RSN	9 p.m.
Jan. 23	Wake Forest	\$	ACCN	12 p.m.
Jan. 25	Duke	\$	ESPN	7 p.m.
Jan. 30	at NC State	\$	ACCN	3 p.m.
Feb. 3	Notre Dame	\$	ESPN2	7 p.m.
Feb. 7	at Georgia Tech	\$	ESPNU	1 p.m.
Feb. 9	Pittsburgh	^	ESPNU	7 p.m.
Feb. 14	at Florida State	\$	ESPNU	6:30 p.m.
Feb. 17	Virginia Tech	\$	RSN	9 p.m.
Feb. 20	at North Carolina	\$	CBS	1 p.m.
Feb. 22	Virginia	\$	ESPN	7 p.m.
Feb. 27	Louisville	^	ACCN	2 p.m.
March 2	at Notre Dame	\$	ESPN2	7 p.m.
March 5	at Virginia Tech	\$	ACCN	4 p.m.

ACC Tournament, Washington, D.C.

March 8-12 ESPN/E2/EU

Game times listed in ET and subject to change.

Home games played in the BankUnited Center

[] Miami's AP / USA TODAY ranking

RSN - Regional Sports Network ACCN - ACC Network

\$ 560 WQAM Radio ^ WHIM 1080 Radio

All ACC games on ESPN will also be available on WatchESPN

All ACC games on ACCN or RSN will also be available on ESPN3

MIAMI HISTORY & RECORDS

The Canes' stats, notes and almanac are online at:
<http://gocan.es/mbbnotes>.



2015-16

**8/9 MIAMI**

HURRICANES

13-1 (2-0)

LEADERS**Points per Game**

Sheldon McClellan, 16.3

Ja'Quan Newton, 12.1

Rebounds per Game

Tonye Jekiri, 9.6

Assists per Game

Angel Rodriguez, 3.8

13/11 VIRGINIA

CAVALIERS

12-3 (1-2)

LEADERS**Points per Game**

Malcolm Brogdon, 16.8

Anthony Gill, 15.1

Rebounds per Game

Anthony Gill, 6.1

Assists per Game

London Perrantes, 4.4

SETTING THE SCENE

Jan. 12, 2016 | 7 p.m.

John Paul Jones Arena | Charlottesville, Va.

TV: ESPNU**Radio:** 560 WQAM | Sirius 81 | XM 81**Web:** ESPN3

Coach Jim Larrañaga ranks in the top 60 on the list of winningest coaches all time, and top 15 amongst active coaches vs. major schools. After leading Miami to the 2013 NCAA Sweet 16 and winning the school's first ACC regular season and tournament championships, Larrañaga was honored as the AP, Naismith, USBWA Henry Iba, Adolph Rupp Cup and ACC Coach of the Year.

**THE GAME**

No. 8/9 Miami hits the road for three-straight ACC games over the next nine days, beginning with No. 13/11 Virginia in Charlottesville, Va., on Jan. 12 at 7 p.m.

THE BROADCASTS

Catch the game on ESPNU with Mike Couzens and Len Elmore on the call. Also check out the game on 560 WQAM radio with Joe Zagacki, the Voice of the Hurricanes.

THE COACH

Head coach Jim Larrañaga has a 574-384 overall record in his 32nd season as a head coach. He is 104-50 in his fifth season at the University of Miami, with a 43-29 mark in ACC play.

THE POLLS (as of Jan. 11)

AP: Miami - 8, Virginia - 13

KenPom.com: Miami - 9, Virginia - 7

USA TODAY: Miami - 9, Virginia - 11

NCAA RPI: Miami - 14, Virginia - 10

THE WEATHER

Game day temperatures: Coral Gables - 71/56; Charlottesville, Va. - 48/19.

THE SERIES

Miami is 10-7 in the all-time series against Virginia, which dates back to the 1965-66 season. The Canes are 6-1 at home against the Cavaliers, 3-5 on the road and 1-1 at neutral sites. The Canes are 1-3 against Virginia under Coach L. Miami lost the last two matchups with Virginia, losing to the Cavaliers in double overtime, 89-80, on Jan. 3, 2015 at the BankUnited Center in Coral Gables and 65-40 in Charlottesville in 2014.

AS A RANKED TEAM (Full list on page 6)

Since the rebirth of basketball at UM in 1985-86 ...

- Miami is 14-6 when ranked in the top 10 in at least one poll.

- Miami is 12-4 under Coach L when ranked in the top 10 in at least one poll.

- Miami is 2-2 in true road games when ranked in the top 10 in at least one poll.

- Miami is 0-3 when both teams are ranked in the top 15.

- Miami is 24-82 against teams ranked in the top 15 in at least one poll.

- Miami is 8-15 under Coach L against teams ranked in the top 15 in at least one poll.

- Miami is 7-38 in true road games against teams ranked in the top 15 in at least one poll.

- Miami is 3-7 in true road games under Coach L against teams ranked in the top 15 in at least one poll.

- Miami is 1-1 against Virginia when the Canes are ranked in the top 25

- Miami is 1-0 against the Cavaliers when the Canes are ranked in the top 10.

- Miami is 0-3 against Virginia when the Cavaliers are ranked in the top 25.

- In the all-time series between Miami and Virginia, never have both teams been ranked for the contest.

CANES IN THE POLLS IN 2015-16

	AP	USA TODAY	NCAA RPI
Preseason	RV (48)	RV (11)	
11/16	RV (37)	RV (2)	
11/23	15	19	
11/30	21	21	
12/7	17	20	36
12/14	15	19	33
12/21	13	16	16
12/28	13	15	16
1/4	12	11	15
1/11	8	9	15

2015-16 ROSTER

NAME	YR.	POS.	HT.	WT.	HOMETOWN PREVIOUS SCHOOL (S)
0 Ja'Quan Newton	So.	G	6-2	180	Philadelphia, Pa. / Neumann-Goretti HS
Knack for getting into the lane off the dribble ... Improved defensively over the summer ... Reserve point guard.					
3 Anthony Lawrence, Jr.	Fr.	G	6-7	210	St. Petersburg, Fla. / Lakewood Senior
Athletic and can attack the basket with authority ... Son of a high school coach ... PG in high school, small forward at Miami.					
5 Davon Reed	Jr.	G	6-6	210	Ewing, N.J. / Princeton Day School (N.J.)
2015 NIT All-Tournament Team ... Hit 47.0% (77-164) FG and 45.7% (37-81) from 3 as a sophomore ... Guards multiple positions.					
10 Sheldon McClellan	RSr.	G	6-5	200	Houston, Texas / Texas / Bellaire
Jerry West Award, Naismith Trophy and Robertson Trophy watch lists ... 2015 NIT All-Tournament Team ... 2015 ACSMA All-ACC H.M.					
12 James Palmer	So.	G	6-5	202	Washington, D.C. / St. John's College HS
Can play positions 1-4 ... Good pull-up jumper and can make 3-pointers ... Knocked down 5-of-5 3-point attempts at Virginia Tech in 2015.					
13 Angel Rodriguez	RSr.	G	5-11	185	Cupey, P.R. / Kansas State / Dr. Krop HS
Puerto Rico Tip-Off MVP ... 2015 ACSMA All-ACC H.M. ... Floor general ... Vocal and physical leader.					
15 Ebuka Izundu	Fr.	C	6-10	210	Charlotte, N.C. / Victory Christian Center / Nigeria
6-foot-10-inches tall, with 7-3 wingspan ... Great touch around the basket ... Moved to U.S. in 2013 to pursue basketball career.					
20 Mike Robinson	Fr.	G	5-10	170	New Britain, Conn. / New Britain HS
Team's student manager turned walk on ... Played basketball, football and was on track team in high school ... Good quickness.					
21 Kamari Murphy	RJr.	F	6-8	220	Brooklyn, N.Y. / Oklahoma State / IMG / Lincoln HS
Explosive athlete with pogo-stick type hops ... Takes pride in defense ... Can guard positions 1-5 ... Great straight-line driver.					
23 Tonye Jekiri	Sr.	C	7-0	248	Hialeah, Fla. / Champagnat Catholic School / Nigeria
ACC Player of the Week, Nov. 23 ... Led league with 10.9 rebounds in ACC games and 9.9 rpg in all games, 2015 ... ACC All-Defensive Team.					
33 Ivan Cruz Uceda	Sr.	F	6-10	217	Madrid, Spain / Harcum College (Pa.)
Transformed body losing 20 pounds and dropping body fat from 24% to 9% in summer of 2015 ... Inside-outside player ... Great shooter.					
35 Chris Stowell	So.	F	6-6	190	Exeter, N.H. / Tilton School (N.H.) / Exeter HS
Walk on with good athleticism ... Continuously improving his strength ... Speaks English, Spanish, some Italian, Russian, Chinese & Hebrew.					

REDSHIRT (Will sit 2015-16 season after transferring from San Jose State)

1 Rashad Muhammad*	Jr.	G	6-6	160	Las Vegas, Nev. / San Jose State / Bishop Gorman HS
Big-time scorer with deep range ... Led SJSU in scoring two-straight seasons, 13.9 ppg as a sophomore and 13.2 ppg as a rookie.					

LARRAÑAGA BY THE NUMBERS

5 - Coach Jim Larrañaga is one of five ACC coaches with a Final Four appearance to his credit. In 2006, Larrañaga became the first coach at a mid-major school to take his team to the NCAA Final Four in 27 years.

6 - In 31 years of coaching, Jim Larrañaga has a winning record in the NCAA Tournament, a 7-5 mark in six appearances.

7 - Larrañaga is no stranger to the ACC. In his seven seasons as an assistant coach at Virginia, the Cavaliers participated in the NCAA Final Four in 1981 and 1984, won three ACC Championships and finished in the Top 5 of the rankings.

10 - The 2015-16 marks the 10th anniversary of Larrañaga's Cinderella run to the 2006 NCAA Final Four with George Mason. Both associate head coach Chris Caputo and director of operations James Johnson were on that GMU staff.

15 - Larrañaga has made 15 postseason appearances in the past 26 years, including six NCAA tournaments.

32 - Larrañaga is in his 32nd year as a head coach and has successfully transitioned three institutions into successful programs: Miami, Bowling Green and George Mason.

500 - Coach L is one of five ACC coaches with 500 or more wins.

LARRAÑAGA - WHY MIAMI?

Along with returning to the best basketball conference in the country, Coach L had a few personal reasons for accepting the head coaching job at Miami. Coach's grandfather was from Cuba, where he produced the Larrañaga [lare-en-YAH-ga] cigar. Coach's father was raised in Key West before moving to The Bronx, N.Y., getting married and raising six children. Coach L was raised in The Bronx, but vacationed to Florida as a boy. He also has owned a house in Sarasota - which he bought from Dick Vitale's daughter - and three of his siblings have retired to Florida.

LAST TIME OUT - MIAMI 72, FLORIDA STATE 59

Sheldon McClellan scored 20 of his 21 points in the second half, and No. 12 Miami beat Florida State 72-59 on Saturday night. Ja'Quan Newton had 13 points for the Hurricanes (13-1, 2-0 Atlantic Coast Conference), who have won seven in a row. Davon Reed added 12 points. Miami never trailed. Florida State (10-5, 0-3) has lost three games in a row, all in the ACC. Reed went 3 for 3 from 3-point range to help Miami to a 32-24 halftime lead. He went 0 for 8 from beyond the arc in his three previous games, McClellan missed all four of his field-goal attempts in the first half, and then took over. He went 7 for 7 in the second half, including two 3s. Miami center Tonye Jekiri had eight points, 10 rebounds and perhaps the play of the game on a dunk with 14:49 left in the first half. Jekiri, a 7-foot senior, grabbed a rebound and quickly dribbled to the front court, where he faced pressure from Florida State guard Devon Bookert. Instead of waiting for a teammate, Jekiri turned the corner and went in for a two-handed slam. Florida State came in with some impressive performers, including the top two freshmen scorers in the ACC, Dwayne Bacon (17.2) and Malik Beasley (17.0), and the league's assists leader, Xavier Rathan-Mayes (5.7). But they were all held in check against Miami. Beasley had 13 points, Bacon finished with 10 points, and Rathan-Mayes had four assists.

Game Notes: In six-straight games, Miami has held its opponents to less than 32 percent shooting from long range, a 23.6 percent mark in that timeframe. In the first seven games, Miami averaged 41.4 percent 3-point defense. Opponents shot better than 32 percent from three in six of the first seven games ... Miami sold out the season ticket allotment for the BankUnited Center for the season, and the Canes' game against Florida State was the second full-packed house, with 7,972 fans in attendance. The other complete sellout was against Florida on Dec. 8 ... Since joining the ACC in 2004-05, Miami has played back-to-back league home games 24 times, with the Canes winning both games seven times. In 2015-16, Miami has defeated Syracuse and Florida State back-to-back ... Miami is 12-0 this season in games decided by 10-or-more points, and Coach L is 62-17 all-time at Miami in games decided by more than 10 points ... Sheldon McClellan had 20 second-half points and finished with 21 for the game. He was 7-7 from the field in the second half, tying the best field goal percentage in a half since 2004-05, when Reggie Johnson was 7-7 in the second half against Duke in January 2011. McClellan has scored 20+ points in four outings, including two-straight, and 14+ points in 11 games.

PRONUNCIATIONS

Players

33 Ivan Cruz Uceda	E-von Cruise Ew-say-duh
15 Ebuka Izundu	E-boo-kuh E-zoon-do
23 Tonye Jekiri	Tahn-yay Jah-kEEr-EE
21 Kamari Murphy	Kuh-mar-EE
0 Ja'Quan Newton	Juh-Quan
5 Davon Reed	Day-von
35 Chris Stowell	Stole

Coaches

Jim Larrañaga	LARE-uh-NAY-guh
Chris Caputo	Ca-poo-toe

Locations

Cupey, P.R.	kew-pay
Champagnat School	schomp-un-yaht

CLASS BREAKDOWN

Seniors	Ivan Cruz Uceda, Tonye Jekiri, Sheldon McClellan, Angel Rodriguez
Juniors	Kamari Murphy, Davon Reed, Rashad Muhammad (RS)
Sophomores	Ja'Quan Newton, James Palmer, Chris Stowell
Freshmen	Ebuka Izundu, Anthony Lawrence, Mike Robinson

GEOGRAPHIC BREAKDOWN

Nigeria	Tonye Jekiri Ebuka Izundu
Puerto Rico	Angel Rodriguez
Spain	Ivan Cruz Uceda
United States	
Connecticut	Mike Robinson
Florida	Anthony Lawrence, Jr.
Nevada	Rashad Muhammad
New Hampshire	Chris Stowell
New Jersey	Davon Reed
New York	Kamari Murphy
Pennsylvania	Ja'Quan Newton
Texas	Sheldon McClellan
Washington, D.C.	James Palmer

PRESEASON

October 2015

1. North Carolina	North Carolina	4-0	15-2
2. Virginia	Pitt	3-0	14-1
3. Duke	Duke	3-0	14-2
4. Notre Dame	Miami	2-0	13-1
5. Miami	Louisville	2-0	13-3
6. Florida State	Virginia Tech	2-1	10-6
7. Louisville	Clemson	2-1	10-6
8. NC State	Virginia	1-2	12-3
9. Syracuse	Georgia Tech	1-2	11-5
10. Pitt	Notre Dame	1-2	10-5
11. Wake Forest	NC State	0-2	10-5
12. Clemson	Wake Forest	0-2	9-5
13. Georgia Tech	Boston College	0-2	7-8
14. Virginia Tech	Florida State	0-3	10-5
15. Boston College	Syracuse	0-4	10-7

ACC RANKINGS

Jan. 10, 2016

SERIES VS. VIRGINIA

Overall	Miami leads 10-7
Games at Miami	6-1
Games at Virginia	3-5
Games on neutral courts	1-1
Current streak	Virginia won 2
Last meeting	Jan. 3, 2015, L, 80-89 20T
Last Miami win	Feb. 19, 2013, 54-50
Last Virginia win	Jan. 3, 2015, 89-80 (20T)
Larrañaga at UM vs. Virginia	1-3
Larrañaga all-time vs. Virginia	1-4

MIAMI AS A RANKED TEAM VS. OPPONENTS

Ranked by either or both polls

WHILE RANKED IN TOP 25 ALL-TIME

Overall	87-36
Overtime + 20T	5-1
Single Overtime	4-1
Double Overtime	1-0

WHILE RANKED SINCE REBIRTH (1985-86)

Overall	69-30
Overtime + 20T	3-1
Single Overtime	2-1
Double Overtime	1-0

WHILE RANKED SINCE JOINING ACC ('04-05)

Overall	39-16
Overtime + 20T	1-1
Single Overtime	1-1
Double Overtime	0-0
In top 5	12-4
In top 15 (in at least one poll)	20-6

WHILE RANKED UNDER COACH L

Overall	28-9
Overtime + 20T	1-0
Single Overtime	1-0
Double Overtime	0-0
In top 5	12-4
In top 15 (in at least one poll)	20-6

EYEING MILESTONES - UM RECORD BOOK**Career Blocks**

1. Contantin Popa, 1991-95	263
9. Reggie Johnson, 2009-13	113
10. Tonye Jekiri, 2012-p	109

Career Rebounds

10. Ron Godfrey, 1958-61	767
Tonye Jekiri, 2012-p	735

20-POINT GAMES IN 2015-16

27 - Sheldon McClellan vs. #16 Utah, 11-20-15
24 - Sheldon McClellan vs. Florida, 12-8-15
22 - Sheldon McClellan vs. Syracuse, 1-2-16
21 - Sheldon McClellan vs. Florida State, 1-9-16
20 - Tonye Jekiri vs. #16 Utah, 11-20-15
20 - Ja'Quan Newton vs. Charleston, 12-19-15
20 - Ivan Cruz Uceda at La Salle, 12-22-15

DOUBLE-DOUBLES IN 2015-16**Tonye Jekiri**

20p, 12r - vs #16 Utah, 11-20-15
12p, 12r - vs. #22/20 Butler, 11-22-15
10p, 14r - at La Salle, 12-22-15

CANES HAVE STINGY 3-POINT DEFENSE

In seven-straight games, Miami has held its opponents to less than 32.0 percent shooting from long range, a 22.7 percent mark in that timeframe. In the first seven games, Miami averaged 41.4 percent 3-point defense. Opponents shot better than 32 percent from three in six of the first seven games. The Canes held in-state opponents Florida and Florida State to 8.3 percent and 10.5 percent from long range.

MAC ATTACK

Sheldon McClellan scored 20 second-half points against Florida State and finished with 21 for the game. He was 7-7 from the field in the second half, tying the best field goal percentage in a half since 2004-05, when Reggie Johnson was 7-7 in the second half against Duke in January 2011. McClellan has scored 20+ points in four outings, including two-straight, and 14+ points in 11 games. In two ACC games, McClellan is averaging 21.5 points, hitting 54.5 percent from the field. He is third in the league in scoring,

CANES OFF TO SECOND-BEST START IN ACC PLAY

Miami has opened the 2015-16 ACC slate with a 2-0 mark, the second-best start in program history. In 2012-13, the Canes opened 13-0 on their way to the 2013 ACC Regular Season and Tournament Championships.

McCLELLAN ONE OF TOP SHOOTING GUARDS IN THE NATION, TOP IN ACC

Senior guard Sheldon McClellan has posted the eighth-best shooting percentage (55.0%) in the country among guards, and has the top shooting percentage among guards in the ACC, according to stats on NCAA.org on Jan. 10. McClellan is currently on three national player of the year early-season watch lists: Naismith Trophy Men's College Player of the Year, Oscar Robertson Trophy for Men's National Player of the Year and Jerry West Shooting Guard of the Year Award.

MIAMI WINNING BY DOUBLE DIGITS

In 12 of Miami's 13 victories, the Canes have outscored their opponents by double digits. Nebraska is the only exception, as Miami won by only five points in overtime in Lincoln. UM is winning games by 18.0 points per outing, and averaging 82.8 points per contest.

NEWTON'S SOPHOMORE SURGE

Miami sophomore Ja'Quan Newton has immensely improved his stats from last year, and has scored in double digits a team-high 12 times this season.

	GP	PPG	FG%	3FG	FT%	10+Pts	Reb	Ast	MPG	Steals
2015-16	14	12.1	52.4	5/14	74.7	12	33	42	21.6	15
2014-15	34	4.0	40.5	4/10	64.1	4	43	47	13.5	8

MIAMI AND ACC TEAMS IN KENPOM RANKINGS

Six ACC teams are in the top 17 of KenPom.com's offensive efficiency ratings, as of Jan. 10. In adjusted efficiency: 1 North Carolina, 2 Duke, 3 Notre Dame, 4 Pittsburgh, 6 Virginia and 17 Miami.

As of Jan. 10, Miami is one of four ACC teams that rank in the KenPom top 8. Seven ACC teams are in the KenPom top 30.

COACH L TIES TO THE ACC

Coach Jim Larrañaga was an assistant coach at Virginia from 1979-1986, under the leadership of Terry Holland. In those seven seasons, Larrañaga helped the Cavaliers to five NCAA appearances: Final Four twice, Elite Eight once, Sweet 16 once and Round of 64 once, as well as two NIT appearances, including the Championship and Quarterfinal round.

LARRAÑAGA AMONG THE BEST IN COLLEGE BASKETBALL

Entering the 2015-16 season, Coach Larrañaga was tied for 12th on the list of Winningest Active Coaches at Major Schools and is tied for 57th on the NCAA's list of All-Time Winningest Coaches. See page 11 of the notes for a complete listing.

MIAMI HOLDS THE LEAD

In Miami's 13 victories, the Canes have led for all but 43 minutes and 22 seconds combined. The Canes trailed 19:49 to Syracuse, 12:00 vs. Princeton, 4:59 vs. UTRGV and 3:59 at Nebraska, added to 1:21 vs. Louisiana, 0:39 vs. Charleston, 0:22 vs. Mississippi State and 0:13 vs. Florida. Miami hasn't trailed in five games - against Utah, Butler, Charlotte, La Salle and Florida State.

In Miami's 13 wins, the Canes have only trailed after the first half against Syracuse, Nebraska and Princeton. The Cornhuskers held a lead with 3:39 left in overtime, the Orange led by one with 7:07 left in regulation and the Tigers led with 6:02 left in regulation.

MIAMI & McCLELLAN IN KENPOM RANKINGS (AS OF JAN. 5)

Off. Efficiency - #17 - 115.5 Def. Efficiency - #15 - 92.7 Effective FG% - #12 - 56.3
Sheldon McClellan - True shooting % - #7 - 69.0 Offensive Rating - #8 - 136.2

MIAMI IN ACC ROAD OPENERS

Miami is 4-7 in ACC road openers, with wins at No. 4 Duke in 2015, at Georgia Tech in 2013, at No. 24/17 Boston College in 2009 and at No. 25 Maryland in 2007.

UM SINCE JOINING THE ACC IN 2004-05

Season	Overall	ACC W-L	ACC Rank/Seed	ACC T	Post Season
2004-05	16-13	7-9	t6 / 6	0-1	NIT 0-1
2005-06	18-16	7-9	t7 / 8	1-1	NIT 2-1
2006-07	12-20	4-12	12 / 12	1-1	
2007-08	23-11	8-8	t5 / 5	1-1	NCAA 1-1
2008-09	19-13	7-9	t7 / 9	0-1	NIT 1-1
2009-10	20-13	4-12	12 / 12	2-1	
2010-11	21-15	6-10	9 / 9	1-1	NIT 2-1
2011-12	20-13	9-7	t4 / 6	1-1	NIT 1-1
2012-13	29-7	15-3	1 / 1	3-0	NCAA 2-1
2013-14	17-16	7-11	10/10	1-1	
2014-15	25-13	10-8	6/6	1-1	NIT 4-1
2015-16	13-1	2-0			

SINCE THE ARRIVAL OF COACH L IN 2011-12 ...
*(only includes teams while in the ACC, not with previous conference affiliations)***(AS OF DEC. 29, 2015)**

- Miami won ACC regular season and ACC tournament championships in 2013.
- Miami has 29 overall road wins, the most in the conference, leading 28 from North Carolina and Virginia and 26 from Duke.
- Miami has posted a 7-5 combined record against Duke (3-2) and North Carolina (4-3).
- Miami has the fourth-most ACC wins (41) in league play, behind Duke (55), Virginia (52) and North Carolina (50).
- Miami has the fourth-most ACC road wins (19) in league play, behind Duke (24), North Carolina (23) and Virginia (21).
- Miami is tied for the fourth-most ACC home wins (22), behind Duke and Virginia (31), North Carolina (27) and tied with Florida State and NC State (22).
- Miami is one of four schools with six or more wins in the ACC Tournament: North Carolina 7, NC State 7, Miami 6, Florida State 6.
- Miami is one of six ACC schools with a winning record in the NCAA tournament: Duke, Louisville, Miami, North Carolina, NC State, Notre Dame.
- Miami's seeds in the ACC Tournament have been No. 1, No. 6 (2x) and No. 10.
- Miami is one of 10 ACC teams to make an NCAA tournament appearance.
- Miami played in the championship game of the NIT in 2015.
- One ACC Coach of the Year, one ACC Player of the Year, ACC Defensive Player of the Year, one ACC Tournament MVP, four ACC All-Tournament, one first-team All-ACC, one second-team All-ACC, three third-team All-ACC, five honorable mention All-ACC, one ACC All-Rookie Team and four ACC All-Defensive Team selections.
- Miami has the most lopsided win over Duke (27 points) and second-most lopsided wins over Boston College (27 points), North Carolina (26 points) and Florida State (24 points) of any ACC team.
- Miami has won eight ACC games by 20 or more points: Boston College (27, 22, 22 and 21), Duke (27), North Carolina (26), Florida State (24) and Virginia Tech (24).

IN THE FOUR YEARS PRIOR TO THE ARRIVAL OF COACH L (2007-11) ...

- Miami posted the ninth-most ACC wins (25) in the league, ahead of NC State (20), Virginia (21) and Georgia Tech (21).
- Miami recorded 83 overall wins, tied for sixth-most in the ACC.
- Miami's seeds in the ACC Tournament were No. 5, No. 9 (2x) and No. 12.
- Miami was 1-12 combined against Duke and UNC.
- Miami had one first-team All-ACC, one third-team All-ACC, one honorable mention All-ACC, one ACC All-Rookie Team and one ACC Tournament Team selection.

UM COMMUNICATIONS

MBB Contact Amy (Woodruff) LaBrie

Associate Director of Communications

Work/Cell (305) 284-3241 / (813) 410-1194**E-mail** LaBrie@miami.edu**Ass't AD for Communications** Tom Symonds**Website** www.HurricaneSports.com

2015-16 UM QUICK FACTS

Location Coral Gables, Fla.**Stadium** BankUnited Center**Press Row** 305-284-2111**Capacity** 7,972**Enrollment** 16,188**Founded** 1925**Colors** Orange, Green, White**Nickname** Hurricanes**Mascot** Sebastian the Ibis**Conference** Atlantic Coast**President** Dr. Julio Frenk**Director of Athletics** Blake James**Address** 5821 San Amaro Drive

Coral Gables, FL 33146

2014-15 Overall Record 25-13**Home/Away/Neutral** 12-6 / 8-4 / 5-3**2014-15 ACC Record / Finish** 10-8 / 6th**Scholarship Players Returning / Lost** 7 / 3**Newcomers** 3**Head Coach** Jim Larrañaga**Alma Mater** Providence, 1971**Record at UM** 104-50 / 5th season**Overall Record** 574-384 / 32nd season

Chris Caputo Westfield (Mass.) State, '02

Jamal Brunt Randolph-Macon, '03

Adam Fisher Penn State, '06, '09

James Johnson Director of Operations

Jaime Vathielil Assoc. Director of Operations

Jason Robey Athletic Trainer

Steve Felde Strength & Conditioning Coach

HISTORY

First Season of Basketball 1926**Overall All-Time Record** 976-720**Year UM Joined ACC** 2004-05**NCAA Appearances** Seven (6-7)

1960, 1998, 1999, 2000, 2002, 2008, 2013

Last NCAA Appearance L, 71-61

Sweet 16 vs. Marquette, 2013

NIT Appearances 12 (11-12)

1961, 1963, 1964, 1995, 1997,

2001, 2005, 2006, 2009, 2011, 2015

Last NIT Appearance (2011) L, 66-64 (ot)

Championship vs. Stanford, 2015

COMMUNICATIONS POLICIES

All interview requests for assistant coaches or athletics department staff members must be approved and cleared by Amy (Woodruff) LaBrie in the UM Communications office. Credential requests are taken via e-mail to LaBrie (LaBrie@miami.edu). Any misuse of credentials will result in removal from the BankUnited Center and the permanent voiding of the credential. The UM locker room is closed at all times. For home games, Coach L and at least one Hurricane player will report to the media room for interviews following the opposing team's press conference.

2015-16 LED (TIED) THE TEAM IN....

	Points	Rebounds	Assists	Steals	Blocks
Cruz Uceda	1				1 (1)
Izundu					
Jekiri		11			5 (3)
Lawrence		1		(1)	(1)
McClellan	6		1	1 (4)	(2)
Murphy		1		(1)	2 (3)
Newton	2		4 (2)	1 (4)	
Palmer				(3)	
Reed	2	1	(1)	(4)	(2)
Rodriguez	3		7 (2)	5 (4)	(2)

QUICK HITS

- Miami is 12-0 this season in games decided by 10-or-more points, and Coach L is 62-17 all-time at Miami in games decided by more than 10 points.
- As a team, Miami is hitting 49.7 percent from the field and 37.2 percent from three.
- Miami has posted 13.8 assists per game in the first 13 outings.
- UM is averaging 7.5 threes made per game and 19.3 made free throws per game.
- Miami's bench has scored 27.6 points per game, including 50 against Mississippi State, 47 at La Salle, 39 vs. Charleston and 35 vs. Charlotte.
- The Canes have scored 34.1 points per game in the paint, including 50 paint points against Northeastern and La Salle, and 46 against Mississippi State.
- Miami is averaging 15.1 points off of turnovers, compared to 10.7 from opponents.
- Five Hurricanes are averaging at least 8.7 points per game.
- Five Canes pull down at least 3.0 rebounds per game.
- Six players are averaging at least 21.0 minutes per game.
- Nine of 10 scholarship players are shooting better than 40 percent from the field.
- Every scholarship Cane has scored 10+ points in at least one game.

WHAT'S TRENDING - INDIVIDUALLY

- Ja'Quan Newton has scored double-digit points in 12 games after only scoring 10+ in four games as a rookie. He has already scored 169 points as a sophomore, after tallying 135 points in 34 games a season ago. Newton has at least two assists in 11 games, including eight-straight.
- Anthony Lawrence, Jr. has tallied at least nine points in five outings. He has a rebound in all but two outings (Utah and Florida State).
- Davon Reed has grabbed at least three rebounds in every game but vs. Charleston. He has hit three-or-more free throws in every game but three (vs. Utah, Florida, Syracuse).
- Sheldon McClellan has scored 20+ points in four outings and 14+ points in 11 games. He has a steal in every game but two (vs. Charlotte and Princeton), and has shot better than 50 percent from the field in all but five games (Butler, Nebraska, Charleston, Princeton, Syracuse). He has hit a free throw in every game and 4+ in eight outings.
- James Palmer has an assist in six of the last seven games and a rebound in seven-straight outings.
- Angel Rodriguez has knocked down a 3-pointer in every game but three (La Salle, Syracuse, Florida State). He has scored in double-digits in nine games, and notched four-or-more assists in nine outings.
- Kamari Murphy has at least one block in eight of the last nine games. He has grabbed at least five rebounds in the past nine outings.
- Tonye Jekiri has pulled down at least 10 rebounds in nine games, including five games with 12-or-more. He has at least one assist in every outing but five (Charlotte, La Salle, Princeton, Syracuse and Florida State).
- Ivan Cruz Uceda has knocked down at least one 3-pointer in every game except two, at Nebraska and vs. Florida, including five-straight outings. He has a rebound in every game but one (Northeastern).

Player	10+ points	20+ points	7+ rebounds	2+ blocks	4+ assists	3+ steals
Cruz Uceda	5	1	1	1		
Izundu	1		1			
Jekiri	4	1	12	5		
Lawrence	4		1		1	
McClellan	11	4		1	3	2
Murphy	3		3	4		
Newton	12	1	1		5	1
Palmer	2					
Reed	6		2	1	1	1
Rodriguez	9			1	9	3

FIRSTS UNDER JIM LARRAÑAGA AT MIAMI

First game: Nov. 11, 2011 vs. Tennessee Tech. W, 69-58.
 First starting lineup: Malcolm Grant, Durand Scott, Garrius Adams, Erik Swoope, Kenny Kadji.
 First opening tip: Miami — Kenny Kadji.
 First UM FG: 18:38, Durand Scott, 3-pointer.
 First lead: 18:38, 3-0.
 First halftime score: Tennessee Tech 32, Miami 27.
 First win: Nov. 11, 2011. Miami 69, Tennessee Tech 58.
 Attendance at first game: 3,600.
 First loss: Nov. 25, 2011 at Ole Miss, 64-61 (OT).
 First road win: Dec. 22, 2011 at Charlotte, 76-61.
 First ACC game: Jan. 7, 2012 at Virginia, L, 52-51.
 First ACC win: Jan. 18, 2012 vs. Clemson, 76-73.
 First ACC regular season title: 2012-13.
 First NIT championship game appearance: April 2, 2015.

JIM LARRAÑAGA = PROGRAM CHANGER

In Coach L's Four Seasons at Miami ...

- ACC Regular Season and Tournament Championships
- .650 winning percentage
- Three 20-win seasons in four years
- Three postseason appearances with seven victories
- 15 ACC wins in 2013
- One All-American

Seven Seasons before Coach L at UM ...

- .561 winning percentage
- Best conference finish was fifth place
- One NCAA Tournament appearance
- Most ACC wins in a season was eight

In Coach L's 14 Seasons at George Mason ...

- .626 winning percentage
- 13-straight winning seasons
- A Final Four appearance
- Five trips to the NCAA Tournament
- Nine postseason appearances
- First national ranking
- First appearance in top 10
- First wins over top 10 teams
- Winningest coach in league history

Seven Seasons before Coach L at GMU...

- .340 winning percentage
- Seven-straight losing seasons
- Zero postseason appearances
- Worst team in the CAA

PRO CANES

James Jones	Cleveland Cavaliers (NBA)
Shane Larkin	Brooklyn Nets (NBA)
Jimmy Graham	Seattle Seahawks (NFL)
Erik Swoope	Indianapolis Colts (NFL)
Adrian Thomas	Bakersfield Jam (D-League)

Garrius Adams	STB Le Havre (France)
Brian Asbury	JL Bourg (France)
Rion Brown	Basic-Fit Brussels (Belgium)
Guillermo Diaz	Capitanes de Arecibo (Puerto Rico)
Julian Gamble	Basic-Fit Brussels (Belgium)
Lawrence Gilbert	CSU Atlassib Sibiu (Romania)
Malcolm Grant	Mississauga Power (Canada)
Gary Hamilton	Bohemios Montevideo (Uruguay)
Dequan Jones	Acqua Vitasnella Cantu (Italy)
Kenny Kadji	New Basket Enel Brindisi (Italy)
Anthony King	Royal Hali Gaziantep (Turkey)
Donnavan Kirk	Fukuoka Rising (Japan)
Trey McKinney Jones	Maccabi Kiryat-Gat (Israel)
Darius Rice	Karpos Sokoli 200 Skopje, (Macedonia)
Durand Scott	Enel Brindisi (Italy)

DOUBLE-DOUBLES**Tonye Jekiri**

12p, 10r - vs Providence, 12-22-14
 13p, 15r - Boston College, 01-10-15
 10p, 10r - at #4/4 Duke, 01-13-15
 13p, 15r - at Syracuse, 01-24-15
 10p, 10r - #9/8 Louisville 02-03-15
 12p, 15r - at Boston College, 02-16-15
 15p, 15r - Virginia Tech, 02-18-15
 13p, 15r - at #12 Louisville, 02-21-15
 12p, 11r - Florida State, 02-25-15
 10p, 11r - at Pittsburgh, 03-04-15
 11p, 11r - vs. Notre Dame, 03-12-15
 20p, 12r - vs #16 Utah, 11-20-15
 12p, 12r - vs. #22/20 Butler, 11-22-15
 10p, 14r - at La Salle, 12-22-15

Sheldon McClellan

31p, 11r - at Charlotte, 11-25-14
 16p, 10r - NC State, 01-22-15
 16p, 11r - vs. Temple, 03-31-15

Davon Reed

10p, 12r - at Richmond, 03-24-15

20-POINT GAMES BY CURRENT PLAYERS

31 - Sheldon McClellan at Charlotte, 11-25-14
 27 - Sheldon McClellan vs. #16 Utah, 11-20-15
 25 - Angel Rodriguez vs Florida State, 2-25-15
 25 - Angel Rodriguez vs #3 Virginia, 1-3-15
 24 - Sheldon McClellan vs. Florida, 12-15-15
 24 - Sheldon McClellan at Boston College, 2-16-15
 24 - Angel Rodriguez at #4 Duke, 1-13-15
 24 - Angel Rodriguez at #8/7 Florida, 11-17-14
 22 - Sheldon McClellan vs. Syracuse, 1-2-16
 21 - Sheldon McClellan vs. Florida State, 1-9-16
 21 - Sheldon McClellan vs Virginia Tech, 2-18-15
 20 - Tonye Jekiri vs. #16 Utah, 11-20-15
 20 - Sheldon McClellan at Pittsburgh, 3-4-15
 20 - Ja'Quan Newton vs. Co. of Charleston, 12-19-15
 20 - Ivan Cruz Uceda at La Salle, 12-22-15

HIGHEST RANKED OPPONENT DEF. AT HOME

#1/1 Duke, 90-63, Jan. 23, 2013

HIGHEST RANKED OPPONENT DEF. ON ROAD

#2/2 Connecticut, 73-71, Feb. 20, 1999

VS. RANKED TEAMS ALL-TIME

Overall	52-141
Home	33-55
at BankUnited Center	14-23
Away	15-65
Neutral	4-21
Overtime + 2OT	1-6
Single Overtime	1-2
Double Overtime	0-4

VS. RANKED TEAMS SINCE REBIRTH (1985-86)

Overall	49-127
Home	30-48
Away	15-58
Neutral	4-21

VS. RANKED TEAMS SINCE JOINING ACC ('04-05)

Overall	24-52
Home	13-21
Away	8-21
Neutral	3-10
Conference Games	17-37
ACC Tournament	1-5
NCAA Tournament	0-2
Reg. Season, Non-Conf.	6-6

OVERALL NON-CONFERENCE GAMES

(includes conference tournament & postseason games)

Overall	14-57
Home	8-18
Away	2-20
Neutral	4-19

UNDER COACH JIM LARRAÑAGA

Overall	10-20
Home	4-8
Away	4-8
Neutral	2-4
Conference Games	5-15
ACC Tournament	0-2
NCAA Tournament	0-1
Reg. Season, Non-Conference	5-1

THE BUC IS SOLD OUT

In just his fifth season in Coral Gables, Jim Larrañaga and Miami have SOLD OUT the season ticket allotment for all home games this year at the BankUnited Center. This is the first time in Miami athletics history a team has sold out their season. Due to the season ticket sales, seats will not be available on a single-game basis. In Coach Larrañaga's fifth season at The U, fans have bought 5,500 season tickets, more than doubling the total number of season tickets sold in his first season in Coral Gables. When Coach L began his reign in Miami, fans bought 2,251 season tickets for the 2011-12 campaign. After a record-breaking season on the court in 2012-13, season tickets peaked at 3,674 for 2013-14.

Season Tickets per Year

2015-16: 5,500 2014-15: 3,427 2013-14: 3,674 2012-13: 2,372 2011-12: 2,251

TAKING CARE OF BUSINESS AT THE LINE

Miami is outscoring its opponents by 18.0 points per game this season, and averaging 19.3 made free throws per game. Through 14 games, the Canes are connecting on 76.9 percent of shots at the line, and have hit at least 19 free throws in each game but three, with 12 vs. Florida State, 11 vs. Princeton and seven made FTs against Northeastern, in the Canes' only loss.

IMPROVING SHOOTING PERCENTAGES

	Rodriguez	McClellan	Jekiri	Newton	Cruz Uceda
2015-16 FG	40.5	55.0	58.8	52.4	55.1
2014-15 FG	33.7	48.4	50.0	40.5	37.4
2015-16 3FG	28.8	41.2	--	35.7	50.0
2014-15 3FG	30.4	35.8	--	40.0	33.9

MCCLELLAN POSTING CAREER SHOOTING PERCENTAGES

Senior guard Sheldon McClellan drastically improved his shooting percentages since arriving at Miami for the 2014-15 season, after spending two years at Texas.

	FG%	3FG%	FT%	PPG
McClellan 2015-16	55.0	41.2	87.5	16.3
McClellan 2014-15	48.4	35.8	82.4	14.5
McClellan 2012-13	38.2	27.3	83.3	13.5
McClellan 2011-12	44.8	31.0	75.6	11.3

LARRAÑAGA WINS 100TH AT MIAMI

The Canes' victory over Charleston marked win No. 100 for Head Coach Jim Larrañaga at the University of Miami. Needing only 150 games, Coach Larrañaga is the fastest to accomplish the feat in program history. Bruce Hale was previously the Miami coach who won 100 games the quickest, earning 100 victories in just 159 games. Hart Morris took 163 games, Frank Haith 174 and Leonard Hamilton took 230 games.

MIAMI VS. VIRGINIA: JAN. 3, 2015

Four Canes scored in double figures: Angel Rodriguez (25), Omar Sherman (13), Sheldon McClellan (16), and Deandre Burnett (12) ... Three Canes had multiple three-point field goals: Omar Sherman (3), Sheldon McClellan (2), and Deandre Burnett (2) ... This was the first overtime game for the Canes this season. The last double overtime game came with a win at home against Maryland (2/1/12) ... The Canes first led in the game since 18:00 minute mark of the first half was in overtime when the Canes took a 65-63 lead off of a Tonye Jekiri layup ... The Canes opened the second half on a 15-4 run to cut an 18-point deficit to 42-37 ... Angel Rodriguez had a career night finishing with a career-high 25 points. His previous career high was 24 points against Florida (11/17/14) ... Rodriguez scored eight straight points between the 2:53 and 1:31 in regulation to pull the Canes to within one point of the Cavaliers. Rodriguez then hit three straight free throws to with .9 seconds left in the game to tie the game at 63-63 and put the game into overtime ... Tonye Jekiri grabbed 12 rebounds.

MIAMI VS. VIRGINIA (10-7)

Home: 6-1 Away: 3-5
 Neutral: 1-1 Under Coach L: 1-3
 Since rebirth in 1985: 8-7

UM rank UVA			
2/10/66		W, 80-75	H
12/10/66		W, 80-78	A
1/12/05		W, 91-80	A
3/10/05		L, 66-65	N
1/24/06		L, 71-51	A
2/3/07		L, 81-70	A
2/21/07	--	24/19 W, 68-60	H
3/1/08		W, 95-93	H
2/26/09		W, 62-55	A
1/16/10	23	-- L, 75-57	A
2/23/10		W, 74-62	H
2/5/11		W, 70-68	OT H
3/10/11		W, 69-62	OT N
1/7/12	--	21/23 L, 52-51	A
2/19/13	2/2	-- W, 54-50	H
2/26/14	--	12/11 L, 65-40	A
01/03/15	--	3/3 L, 80-89	2OT H

MIAMI VS. RANKED TEAMS UNDER COACH L

[] Miami rank () Opponent rank AP/USA TODAY

2011-12

12/06/11	Memphis (21/20)	L	71-54
1/07/12	at Virginia * (21/23)	L	52-51
1/10/12	at North Carolina * (3/3)	L	73-56
2/05/12	[RV/-] at Duke * (7/5)	OT W	78-74
2/11/12	at Florida State * (15/17)	L	64-59
2/15/12	North Carolina * (8/7)	L	73-64
2/26/12	Florida State * (15/16)	W	78-62
3/09/12	vs. Florida State (17/17)	L	82-71

2012-13

11/28/12	Michigan State (13/14)	W	67-59
12/23/12	vs. Arizona (4/5)	L	69-50
1/23/13	[25/RV] Duke * (1/1)	W	90-63
2/2/13	[14/15] at NC State * (19/19)	W	79-78
3/2/13	[5/7] at Duke * (3/3)	L	79-76
3/28/13	[5/4] vs. Marquette (15/16)	L	71-61

2013-14

1/04/14	at Syracuse * (2/2)	L	49-44
1/22/14	Duke * (18/18)	L	67-46
1/25/14	Syracuse * (2/2)	L	49-44
2/05/14	Pittsburgh * (25/22)	OT L	59-55
2/26/14	at Virginia * (12/11)	L	65-40

2014-15

11/17/14	[RV] at Florida (8/7)	W	69-67
12/2/14	[15] Illinois! (24/25)	W	70-61
1/3/15	Virginia * (3/3)	2OT L	80-89
1/13/15	at Duke * (4/4)	W	90-74
1/17/15	at Notre Dame * (12/12)	L	70-75
2/3/15	Louisville * (9/8)	L	55-63
2/21/15	at Louisville (12/12)	L	53-55
2/28/15	North Carolina (15/18)	L	64-73
3/12/15	Notre Dame (11/9)	L	63-70

2015-16

11/20/15	[RV/RV] vs. Utah (16)	W	90-66
11/22/15	[RV/RV] vs. Butler (22/20)	W	85-75

**SEBASTIAN THE IBIS**

In 1926, the University of Miami adopted the Ibis as the official mascot for the University's athletic teams. Representing the leadership, courage, knowledge, strength and speed characteristics that our student-athletes portray. As the clouds become dark and a hurricane approaches, folklore maintains that other birds look to the Ibis for leadership. The Ibis uses its instinct to detect danger. It is the last sign of wildlife to take shelter before a hurricane hits, giving warning that danger is imminent. As the storm passes the Ibis is the first to reappear, a sign that clear skies are approaching.

MIAMI'S LARGEST IN 2015-16

Lead	46, at La Salle, 12/22
Deficit	13, vs. Northeastern, 11/27
Margin of Victory	46, at La Salle, 12/22
Margin of Defeat	1, vs. Northeastern, 11/27
Halftime Lead	25, vs. Charlotte, 12/5
Halftime Deficit	8, vs. Syracuse, 1/2
Deficit in Win	12, vs. Syracuse, 1/2
Halftime Deficit in Win	8, vs. Syracuse, 1/2
Lead in Loss	7, vs. Northeastern, 11/27
Halftime Lead in Loss	--

MIAMI / VIRGINIA RANKED NOTES

- Miami is 1-1 against Virginia when the Canes are ranked in the top 25
 - Miami is 1-0 against the Cavaliers when the Canes are ranked in the top 10.
 - Miami is 0-3 against Virginia when the Cavaliers are ranked in the top 25.
 - In the all-time series between Miami and Virginia, never before have both teams been ranked for the contest.

MIAMI AS A TOP 10 TEAM

Since the rebirth of basketball at UM in 1985-86

1998-99

3/4	[9/10] vs. Georgetown^	W	65-54
3/5	[9/10] vs. #9/10 St. John's^	L	59-62
3/12	[10/12] vs. Lafayette#	W	75-54
3/14	[10/12] vs. Purdue#	L	63-73

2011-12 Larrañaga arrives at Miami

2012-13

2/5	[8/11] Boston College*	W	72-50
2/9	[8/11] North Carolina*	W	87-61
2/13	[3/4] at Florida State*	W	74-68
2/17	[3/4] at Clemson*	W	45-43
2/19	[2/2] Virginia*	W	54-50
2/23	[2/2] at Wake Forest*	L	65-80
2/27	[5/7] Virginia Tech*	W	76-58
3/2	[5/7] at #3/3 Duke*	L	76-79
3/6	[6/7] Georgia Tech*	L	69-71
3/9	[6/7] Clemson*	W	62-49
3/15	[9/10] vs. Boston College^	W	69-58
3/16	[9/10] vs. NC State^	W	81-71
3/17	[9/10] vs. North Carolina^	W	87-77
3/22	[5/4] vs. Pacific#	W	78-49
3/24	[5/4] vs. Illinois#	W	63-59
3/28	[5/4] vs. #15/16 Marquette #	L	61-71

2015-16

Jan. 12 [8/9] at #13/11 Virginia *

MIAMI AS A TOP 25 TEAM

Since the rebirth of basketball at UM in 1985-86

1998-99

1/20	[25] #2/2 Connecticut*	L	68-70
1/24	[25] at Boston College*	W	75-67
1/27	[23/25] Seton Hall*	W	77-71
1/30	[23/25] at Pittsburgh*	L	54-60
2/3	[25] at St. John's*	W	73-70
2/6	[25] Georgetown*	W	71-58
2/8	[16/21] at Syracuse*	W	76-63
2/13	[16/21] at Providence*	W	69-65
2/16	[16/21] Villanova*	W	103-82
2/20	[16/21] at Connecticut*	W	73-71
2/23	[11/13] Pittsburgh*	W	85-52
2/27	[11/13] Rutgers*	W	68-63
3/4	[9/10] vs. Georgetown^	W	65-54
3/5	[9/10] vs. #9/10 St. John's^	L	59-62
3/12	[10/12] vs. Lafayette#	W	75-54
3/14	[10/12] vs. Purdue#	L	63-73

1999-00

11/23	[24] Monmouth	W	67-46
11/30	[25] Bethune-Cookman	W	102-75
3/9	[23] vs. Notre Dame\$	W	61-58
3/10	[23] vs. #19/20 St. John's^	L	57-58
3/17	[23/25] vs. Arkansas #	W	75-71
3/19	[23/25] vs. #8/8 Ohio State #	W	75-62
3/24	[23/25] vs. #18/19 Tulsa #	L	71-80

2001-02

12/27	[24/23] at LSU	W	68-61
12/30	[24/23] St. Francis (Pa.)	W	71-48
1/2	[21/21] at #23/24 Georgetown*	W	79-71
1/5	[21/21] at Connecticut*	L	75-76
1/8	[21/20] at St. John's*	L	60-71
1/12	[21/20] at Virginia Tech*	W	77-68
1/15	[24/20] Pittsburgh*	W	76-69
1/19	[24/20] Providence*	W	102-96
1/24	[22/19] Villanova*	W	76-58
1/29	[15/16] Boston College*	L	65-70
2/2	[15/16] #17/22 Connecticut*	W	68-66
2/5	[12/11] at Villanova*	W	65-56
2/10	[12/11] at Boston College*	L	63-76
2/13	[13/11] St. John's*	W	79-56

2/17	[13/11] at Rutgers*	L	61-64
2/23	[17/13] Notre Dame*	L	77-90
2/26	[22/18] at Providence*	W	81-65
3/2	[22/18] Virginia Tech*	W	83-77
3/7	[21/21] vs. Georgetown^	W	84-76
3/8	[21/21] vs. #7/7 Pittsburgh^	L	71-76
3/14	[21/21] vs. Missouri#	L	80-93

2007-08

12/17	[22/22] Stetson	W	89-53
12/20	[22/22] North Florida	W	85-63
12/23	[22/22] North Carolina A&T	W	95-64
12/29	[19/19] vs. Winthrop+	L	70-76
1/12	[25] Georgia Tech*	W	78-68
1/15	[21/24] at Boston College*	L	66-76
1/19	[21/24] at NC State*	LOT	77-79

2008-09

11/15	[17/16] Florida Southern	W	96-60
11/21	[17/16] vs. Southern Miss &	W	70-60
11/23	[17/16] vs. #2/2 Connecticut &	L	63-76
11/24	[22/21] vs. San Diego &	W	80-45
11/29	[22/21] Stetson	W	79-65
12/2	[21/22] Ohio State!	L	68-73
12/6	[21/22] at Kentucky	W	73-67
12/12	[25] Fla. International	W	76-50
12/14	[25] Robert Morris	W	70-62

2009-10

1/13	[23] at Virginia Tech*	L	66-81
1/16	[23] at Virginia*	L	57-75

2011-12 Larrañaga arrives at Miami

2012-13

1/23	[25] #1/1 Duke*	W	90-63
1/27	[25] Florida State*	W	71-47
1/30	[14/15] at Virginia Tech*	W	73-64
2/2	[14/15] at #19/19 NC State*	W	79-78
2/5	[8/11] Boston College*	W	72-50
2/9	[8/11] North Carolina*	W	87-61
2/13	[3/4] at Florida State*	W	74-68
2/17	[3/4] at Clemson*	W	45-43
2/19	[2/2] Virginia*	W	54-50
2/23	[2/2] at Wake Forest*	L	65-80
2/27	[5/7] Virginia Tech*	W	76-58
3/2	[5/7] at #3/3 Duke*	L	76-79
3/6	[6/7] Georgia Tech*	L	69-71
3/9	[6/7] Clemson*	W	62-49
3/15	[9/10] vs. Boston College^	W	69-58
3/16	[9/10] vs. NC State^	W	81-71
3/17	[9/10] vs. North Carolina^	W	87-77
3/22	[5/4] vs. Pacific#	W	78-49
3/24	[5/4] vs. Illinois#	W	63-59
3/28	[5/4] vs. #15/16 Marquette#	L	61-71

2014-15

11/25	[17/20] at Charlotte %	W	77-74
11/28	[17/20] South Alabama	W	87-75
12/2	[15] #24/25 Illinois!	W	70-61
12/6	[15] Green Bay	L	55-68
12/8	[20/21] Savannah State	W	70-39
12/19	[18/19] Eastern Kentucky	L	44-72
1/28	[23] Georgia Tech*	L	50-70
2/1	[23] at Florida State*	L	54-55

2015-16

Nov. 27	[15/19] Northeastern	L	77-78
Dec. 1	[21] at Nebraska!	W	77-72
Dec. 5	[21] Charlotte	W	88-60
Dec. 8	[17/20] RV Florida	W	66-55
Dec. 19	[15/19] Co. of Charleston	W	85-63
Dec. 22	[13/16] at La Salle	W	95-49
Dec. 29	[13/15] Princeton	W	76-64
Jan. 2	[13/15] Syracuse*	W	64-51
Jan. 9	[12/11] Florida State*	W	72-59
Jan. 12	[8/9] at #13/11 Virginia *		

* Conference game

^ Conference tournament

% NCAA Tournament

! ACC-Big Ten Challenge

& Paradise Jam (U.S. Virgin Islands)

% Gildan Charleston Classic, S.C.

SINCE THE REBIRTH OF BASKETBALL AT UM IN 1985-86 ...

- Miami is 14-6 when ranked in the top 10 in at least one poll.
 - Miami is 12-4 under Coach L when ranked in the top 10 in at least one poll.
 - Miami is 2-2 in true road games when ranked in the top 10 in at least one poll.
 - Miami is 0-3 when both teams are ranked in the top 15.
 - Miami is 24-82 against teams ranked in the top 15 in at least one poll.
 - Miami is 8-15 under Coach L against teams ranked in the top 15 in at least one poll.
 - Miami is 7-38 in true road games against teams ranked in the top 15 in at least one poll.
 - Miami is 3-7 in true road games under Coach L against teams ranked in the top 15 in at least one poll.

MIAMI VS TOP 15 TEAMS

Since the rebirth of basketball at UM in 1985-86

1985-86 AP

2/19/86	2	at Duke	L	104-82
2/22/86	14	Notre Dame	L	126-73

1986-87

12/6/86	1	at North Carolina	L	122-77
---------	---	-------------------	---	--------

1987-88

11/27/87	9	vs. Michigan	L	109-76
----------	---	--------------	---	--------

12/30/87	11	vs. Purdue	L	110-82
----------	----	------------	---	--------

1/6/88	9	at Duke	L	107-69
--------	---	---------	---	--------

2/9/88	8	BYU	L	99-86
--------	---	-----	---	-------

1988-89

12/10/88	1	Duke	L	117-102
----------	---	------	---	---------

1/7/89	5	at Georgetown	L	112-79
--------	---	---------------	---	--------

1/12/89	12	Kansas	W	87-86
---------	----	--------	---	-------

1989-90

1/10/90	1	Kansas	L	100-73
---------	---	--------	---	--------

1990-91

12/14/90	11	Georgia	L	78-60
----------	----	---------	---	-------

1991-92

1/2/92	5	at Connecticut*	L	85-62
--------	---	-----------------	---	-------

1/18/92	8	Connecticut*	L	77-58
---------	---	--------------	---	-------

1992-93

12/7/92	6	at Seton Hall*	L	65-56
---------	---	----------------	---	-------

1/2/93	10	Georgetown*	W	80-69
--------	----	-------------	---	-------

2/23/93	14	Seton Hall*	L	85-73
---------	----	-------------	---	-------

1993-94 AP USA TODAY

12/22/93	12	18 at Syracuse*	L	81-52
----------	----	-----------------	---	-------

2/5/94	5	6 at Connecticut*	L	73-57
--------	---	-------------------	---	-------

2/22/94	5	-- Connecticut*	L	74-49
---------	---	-----------------	---	-------

3/1/94	14	-- Syracuse*	L	71-69
--------	----	--------------	---	-------

1994-95

1/7/95	12	13 at Georgetown*	L	71-64
--------	----	-------------------	---	-------

1/28/95	6	6 at Syracuse*	L	76-51
---------	---	----------------	---	-------

1/31/95	4	5 at Connecticut*	L	82-57
---------	---	-------------------	---	-------

2/4/95	13	13 Georgetown*	W	67-61
--------	----	----------------	---	-------

3/4/95	4	5 Connecticut*	L	75-67
--------	---	----------------	---	-------

1995-96

12/5/95	2	2 Villanova*	L	70-68
---------	---	--------------	---	-------

1/3/96	11	12 Syracuse*	W	75-66
--------	----	--------------	---	-------

1/6/96	7	6 at Connecticut*	L	73-52
--------	---	-------------------	---	-------

1/13/96	5	5 at Georgetown*	L	72-67
---------	---	------------------	---	-------

1/27/96	7	7 at Villanova*	L	90-62
---------	---	-----------------	---	-------

3/7/96	6	6 vs. Georgetown	L	92-62
--------	---	------------------	---	-------

1996-97

1/11/97	8	7 at Villanova*	W	61-59
---------	---	-----------------	---	-------

1997-98

1/6/98	8	8 Connecticut*	W	76-67
--------	---	----------------	---	-------

1/18/98	15	15 at Syracuse*	L	85-67
---------	----	-----------------	---	-------

1998-99

12/5/98	8	8 at Kentucky	L	74-65
---------	---	---------------	---	-------

1/6/99	10	9 St. John's*	W	84-79
--------	----	---------------	---	-------

1/20/99	1	1 Connecticut*	L	70-68
---------	---	----------------	---	-------

2/3/99	9	10 at St. John's*	W	73-70
--------	---	-------------------	---	-------

2/20/99	2	2 at Connecticut*	W	73-71
---------	---	-------------------	---	-------

3/5/99	9	10 vs. St. John's	L	62-59
--------	---	-------------------	---	-------

1999-2000

12/18/99	7	9 North Carolina	L	78-68
----------	---	------------------	---	-------

1/8/00	7	8 Syracuse*	L	67-55
--------	---	-------------	---	-------

3/19/00	8	8 vs. Ohio State	W	75-62
---------	---	------------------	---	-------

2000-01

12/4/00	14	12 at North Carolina*	L	67-45
---------	----	-----------------------	---	-------

1/20/01	15	15 Connecticut*	W	77-74
---------	----	-----------------	---	-------

2/13/01	10	7 at Syracuse*	W	68-57
---------	----	----------------	---	-------

2001-02

3/8/02	7	7 vs. Pittsburgh	L	76-71
--------	---	------------------	---	-------

2002-0

MIAMI'S STARTERS SHOW EXPERIENCE

In six-straight games, Miami has started two redshirt seniors, one true senior, a redshirt junior and a true junior. Those players have now combined for 314 career starts and 502 games played. Sheldon McClellan has started 75 games playing in 120, Tonye Jekiri has 67 starts in 118 games, Angel Rodriguez is at 83/111, Davon Reed 45/77 and Kamari Murphy 44/77.

Those five players have been on a Division I team a combined 21 seasons, as McClellan and Rodriguez are both in their fifth year on the court, Jekiri and Murphy are each in their fourth season, and Reed is a true junior. The average age of that starting five is 21.8 years old: Rodriguez - 23; McClellan - 23; Murphy - 22; Jekiri - 21; Reed - 20.

McCLELLAN ON THREE NATIONAL PLAYER OF THE YEAR WATCH LISTS

Senior shooting guard Sheldon McClellan is turning heads across the country, earning nods on a trio of watch lists for national player of the year awards. He is one of 50 players on the Naismith Trophy Men's College Player of the Year early season watch list, one of 33 players on the watch list for the Oscar Robertson Trophy for Men's National Player of the Year and is among the 20 players named to the watch list for the 2016 Jerry West Shooting Guard of the Year Award.

BODY CHANGES FOR CRUZ UCEDA AND JEKIRI

Seniors Ivan Cruz Uceda and Tonye Jekiri have spent the summer in the weight room. Cruz Uceda has dropped 20 pounds from 237 to 217, and his body fat has slimmed down from 24 percent to nine percent in just a year in Miami. Jekiri has added 20 pounds to his 7-foot frame, now weighing 250 pounds.

THREE CANES ALL-TOURNEY IN PUERTO RICO

Sheldon McClellan, Angel Rodriguez and Tonye Jekiri were named to the Puerto Rico Tip-Off All Tournament Team. This is the first time three players from the same team were on the tournament squad.

JEKIRI'S SEASON-BY-SEASON PROGRESSION

Senior Tonye Jekiri nearly doubled his rebounding and scoring outputs each of his first three seasons with the Hurricanes, and as a senior is putting up career highs.

	FG%	FT%	REB	PTS
Jekiri-15-16	58.8 (50-85)	71.0	9.6	8.7
Jekiri-14-15	50.0 (123-246)	72.9	9.9	8.6
Jekiri-13-14	45.6 (57-12)	58.1	5.5	4.2
Jekiri 12-13	51.4 (18-35)	55.0	1.6	1.4
Jekiri 15-16 ACC	50.0 (6-12)	--	6.5	6.0
Jekiri 14-15 ACC	50.8 (65-128)	70.9	10.9	9.4
Jekiri 13-14 ACC	42.6 (29-68)	51.7	6.1	4.1
Jekiri 12-13 ACC	60.0 (12-20)	54.5	1.7	1.7

HOMECOMING FOR RODRIGUEZ, EARNS MVP

Senior guard Angel Rodriguez was named the Puerto Rico Tip-Off Most Valuable Player. He averaged 13.7 points and 4.0 assists, including 19 points in the championship game. The native of Cupey, P.R., just 20 minutes from San Juan, was greeted by friends and family at each game.

MIAMI WINS PUERTO RICO TIP-OFF

Miami defeated Mississippi State 105-79, then downed No. 16 Utah 90-66 and dropped No. 22/20 Butler 85-75 to win the 2015 Puerto Rico Tip-Off. The Canes outscored their opponents by 20.0 points per game, and out rebounded opponents by 8.7 rebounds per game. Miami also won the event in 2007-08.

FOUR PLAYERS BOAST NCAA TOURNAMENT EXPERIENCE

Senior Tonye Jekiri returns from Miami's 2012-13 ACC Championship and NCAA Sweet 16 team. Sheldon McClellan (Texas), Kamari Murphy (Oklahoma State) and Angel Rodriguez (Kansas State) also have played in the NCAA Tournament, each with their previous schools.

MIAMI LANDS HUELL, BROWN AND MILLER

The Miami men's basketball team landed a pair of top-30 players in Dewan Huell and Bruce Brown, and top 100 player Rodney Miller.

With the addition of these three players, Miami would have six top 100 players next season: Huell (25), Brown (44), Ja'Quan Newton (52), Miller (90), James Palmer (98).

Huell, at 6-10 and 218 pounds, is a five-star, top-25 power forward from Miami Norland High School. Nationally, he is ranked the No. 21

player by ESPN, No. 23 by Rivals and No. 25 by Scout. ESPN and Scout rank him fifth at his position, and Scout says he's the top player in the state of Florida, while ESPN and Rivals have him second in the state. A fluid player who finishes around the rim, Huell runs the floor and can beat his man off the dribble. He can hit the open 15-footer, as well as play with his back to the basket, scoring with a jump hook. Huell has the ability to elevate quickly, giving him the ability to block shots and grab offensive rebounds.

Brown, from Wakefield, Mass., is a four-star shooting guard at Vermont Academy in Saxton's River, Vt. At 6-4 and 205 pounds, Brown is ranked No. 30 by ESPN, No. 44 per Scout and No. 49 by Rivals. A combo guard with a 6-9 wingspan, Brown is one of the best defenders in the country and plays with tremendous energy. He is physical, has the ability to score off the dribble and can play multiple backcourt positions.

Miller is a 6-foot-11-inch, 245-pound center playing prep ball at Oak Hill Academy in Virginia. A native of Laurelton, N.Y., Miller is a consensus four-star recruit, ranked No. 90 overall by Scout.com and No. 114 by Rivals.com. As a center, he is ranked No. 17 by Scout.com and No. 15 by ESPN. Miller, with a 7-foot-1-inch wingspan, has the ability to alter shots defensively, is a blue-collar rebounder and has good offensive touch around the rim.

CANES SIGN TOP 10 RECRUITING CLASS

The 2016 recruiting class of Dewan Huell, Bruce Brown and Rodney Miller is being named a top-10 recruiting class in the country, with 247Sports ranking the class No. 7, Scout at No. 8, ESPN at No. 9 and Rivals at No. 10.

The 2016 class rankings top Miami's best mark from 2005, when the Canes signed four four-star recruits – Jimmy Graham, Brian Asbury, Adrian Thomas and Denis Clemente – in a class that was ranked No. 12 in the nation by Scout.

In 2009, Miami's signing class was nationally ranked No. 19 by Scout and No. 24 by ESPN. That Hurricanes' heralded 2009 class was comprised of ESPN 100 picks Durand Scott, Garrus Adams and Donnavan Kirk, in addition to May signee Antoine Allen.

Since 2002, Miami has signed 16 Scout.com top 100 players, including three five-star, top-25 players in DeQuan Jones (22, 2008), Huell (25) and Durand Scott (25, 2009). Since Larrañaga's arrival, his staff has signed five top-100 players in Huell (25), Brown (44), Ja'Quan Newton (52, 2014), Rodney Miller (90) and James Palmer (98, 2014).

Huell is the most lauded signee for Miami since Scott in 2009, Jones in 2008, No. 32 Guillermo Diaz in 2003 and McDonald's All-American Darius Rice in 2000.

CANES IN NATIONAL STATS (as of Jan. 10)

Category	Rank	Actual	Nat'l Leader	Actual
Free-Throw Percentage	5	77.0	Pittsburgh	79.0
Scoring Margin	10	18.4	Louisville	24.9
Won-Lost Percentage	11	92.3	Two teams	100.0
Fewest Turnovers	12	146.0	Temple	118.0
Field-Goal Percentage	15	49.9	St. Mary's (CA)	53.9
Fewest Fouls	18	230.0	Iowa St.	198.0
Scoring Offense	23	83.6	The Citadel	90.8
Rebound Margin	29	7.4	Michigan St.	13.9
Defensive Rebounds/Game	31	28.92	Oklahoma	32.92
Turnovers Per Game	41	11.2	Virginia	9.1
Three-Point FG Percentage	42	38.4	Kansas	46.3
Scoring Defense	52	65.2	Little Rock	55.7
Free Throws Made	55	258.0	Howard	345.0
Personal Fouls Per Game	63	17.7	Iowa St.	14.1
Assist Turnover Ratio	79	1.24	St. Mary's (CA)	2.02
FG Percentage Defense	83	40.5	Purdue	35.0
Total Rebounds Per Game	100	38.77	Texas-Arlington	45.71

CANES TOP 100 NATIONALLY (as of Jan. 10)

Tonye Jekiri	Rank	Actual
Defensive Reb per Game	34	6.85
Rebounds Per Game	35	9.5
Total Rebounds	80	124.0

Sheldon McClellan Rank Actual

Free Throw Percentage	27	87.9
Field-Goal Percentage	71	54.2

Angel Rodriguez Rank Actual

Steals per Game	89	1.77
-----------------	----	------

UM RECORDS

GAME	ACC GAME
POINTS SCORED 59 - Rick Barry vs. Rollins, 1965	35 - Jack McClinton vs. North Carolina 02/15/09
FIELD GOAL % 1.000 (7-7) - Raymond Hicks vs. NC A&T, 2008	.900 (9-10) - Reggie Johnson at Duke 01/02/11
3-POINT FG 9 - Johnny Hemsley vs. Lafayette, 1999	7 (3x) last - Jack McClinton vs. North Carolina 02/15/09
3-POINT FG% 1.000 (5-5) (5x) last - Malcolm Grant vs. NC State, 2011	1.000 (5-5) - James Palmer at Virginia Tech 03/07/15
	1.000 (5-5) - Malcolm Grant at NC State 01/23/11
FT MADE 22 (2x) last - Rick Barry vs. Florida Southern, 1965	16 - Jack McClinton vs. NC State 03/07/09
FT % 1.000 (16-16) - Jack McClinton vs. NC State, 2009	1.000 (16-16) - Jack McClinton vs. NC State 03/07/09
REBOUNDS 29 - Rick Barry vs. Oklahoma City, 1965	17 - Tonye Jekiri vs. Clemson 02/08/15
ASSISTS 14 - Michael Gardner vs. Pittsburgh, 1993	9 (3x) last - Shane Larkin vs. North Carolina 02/09/13
STEALS 9 - Jerome Scott vs. FIU, 1991	6 - Shane Larkin at North Carolina 01/10/12
BLOCKED SHOTS 13 - Anthony King vs. Florida Atlantic, 2004	6 - Anthony King vs. Florida State 01/15/05

2015-16 STARTERS BY GAME

UTRGV	Rodriguez	McClellan	Reed	Cruz Uceda	Jekiri
Louisiana	Rodriguez	McClellan	Reed	Cruz Uceda	Jekiri
Miss State	Rodriguez	McClellan	Reed	Cruz Uceda	Jekiri
Utah	Rodriguez	McClellan	Reed	Cruz Uceda	Jekiri
Butler	Rodriguez	McClellan	Reed	Cruz Uceda	Jekiri
NEastern	Rodriguez	McClellan	Reed	Cruz Uceda	Jekiri
Nebraska	Rodriguez	McClellan	Reed	Murphy	Jekiri
Charlotte	Rodriguez	Newton	Reed	Murphy	Jekiri
Florida	Rodriguez	McClellan	Reed	Murphy	Jekiri
Charleston	Rodriguez	McClellan	Reed	Murphy	Jekiri
La Salle	Rodriguez	McClellan	Reed	Murphy	Jekiri
Princeton	Rodriguez	McClellan	Reed	Murphy	Jekiri
Syracuse	Rodriguez	McClellan	Reed	Murphy	Jekiri
Florida St	Rodriguez	McClellan	Reed	Murphy	Jekiri

RECORD BY STARTING LINEUP

Rodriguez, McClellan, Reed, Murphy, Jekiri	7-0
Rodriguez, McClellan, Reed, Cruz Uceda, Jekiri	5-1
Rodriguez, Newton, Reed, Murphy, Jekiri	1-0

AMONG UNIVERSITY OF MIAMI COACHES, LARRAÑAGA ...

- has the highest winning percentage of a Miami coach in the NCAA Tournament, a .667 mark with a 2-1 record.

- is one of two Miami coaches to post three 20-win seasons. Larrañaga has recorded three 20-win seasons in four years at Miami.

- .647 winning percentage is the best mark since Bruce Hale posted a .663 mark from 1955-67, including three seasons led by Rick Barry.

- has led the Canes to 41 ACC wins in just four seasons. Miami won 43 ACC games the previous seven seasons.

- Under Coach L, Miami has posted three of the Canes' top five finishes in ACC play, including the 2013 championship, tied for fourth in 2012 and tied for sixth in 2015. In 2008, Miami tied for fifth in league play, and in 2005, tied for sixth.

- In four seasons under Coach L, Miami has tallied six wins in the ACC Tournament. In the previous seven seasons, Miami went 6-7.

- In two NIT appearances under Coach L, Miami is 5-2 for a .714 winning percentage. In Miami's other 10 NIT appearances combined, the Canes went 6-10 for a .375 winning percentage.

DID YOU KNOW ...

Coach L became the first Miami coach to win 20+ games in his first two seasons at UM and only the third of 12 UM coaches to post three 20-win seasons.

Former Cane Rick Barry was named one of the Greatest Players in NBA History.

Miami native and former Cane James Jones won the 2010-2011 NBA All-Star Weekend 3-Point Contest and the NBA Championship in the 2011-2012 and 2012-13 seasons.

Six-time NBA All Star Amar'e Stoudemire enrolled at UM in 2013 and took classes to earn his bachelor's degree.

UM is in its 12th season in the ACC.

Coach L led the George Mason Patriots to the 2006 Final Four with big wins over some of basketball's elite teams such as Michigan State, UNC and UConn. He was the first coach to take a mid-major to a Final Four in 27 years (Penn '79) when his team advanced in 2006.

In 14 years at George Mason, Larrañaga led the Patriots to five NCAA Tournament appearances (2011, 2008, 2006, 2001, 1999), including the 2006 Final Four.

Miami basketball received APR (Academic Progress Rate) Public Recognition Awards for being among the top 10 percent in APR in its sport. Miami ranks in the top 10 percent NCAA men's basketball with a 990 APR.

The Miami Department of Athletics recorded a Graduation Success Rate (GSR) of 89 percent. Miami's department-wide GSR is 16th overall among FBS programs. UM has exceeded the NCAA average GSR in each of the last 10 years.

The Canes have averaged 20.0 wins over the last 11 seasons.

The Hurricanes have made at least one trey in 917 of 923 games since the NCAA adopted the 3-point shot in 1986. The last time Miami was held without a 3-pointer was Feb. 26, 2014 at Virginia.

Miami has held 776 of its last 777 opponents to less than 100 points. North Carolina was the last team to score 100+, defeating UM 105-64 on Jan. 31, 2007.

MIAMI BASKETBALL – THE EARLY YEARS

The University of Miami basketball program was dormant for 14 years from 1971-1985. In 1983 Director of Athletics Sam Jankovich announced the resurrection of men's basketball at Miami, with the reinstatement vote by the UM Board of Trustees on Oct. 12, 1983. Head coach Bill Foster was hired March 21, 1984, adding assistants Clint Bryant, Seth Greenberg and Cesar Odio by July 1. Tim Harvey was the staff's first recruit, a 6-10, 240-pound center from Plainfield, N.J., who transferred from Georgia Tech. On Oct. 15, 1984 the first men's basketball practice in 12 years was held on the patio in the center of campus, viewed by more than 200 students. Miami defeated The Citadel, 85-77, on Nov. 22, 1985, in the first game of the new era of UM basketball.

MIAMI PREDICTED TO FINISH FIFTH IN ACC

Miami was predicted to finish fifth out of 15 teams in the Atlantic Coast Conference this season, as announced by the league during Operation ACC Basketball in Charlotte, N.C., Oct. 28. North Carolina was picked to win the league, followed by Virginia, Duke and Notre Dame.

In 2012-13, the Canes were picked to finish fifth, then won the league's regular season and tournament championship. In all four of Larrañaga's seasons at Miami, the Canes have finished the season better than predicted at ACC media day.

Miami's ACC preseason poll breakdowns (votes) and finishes:

2014-15 - 10th (442) – t-6th	2008-09 - 4th (344) – t-7th
2013-14 - 12th (224) – 10th	2007-08 - 12th (153) – t-5th
2012-13 - 5th (436) – 1st	2006-07 - 11th (173) – 12th
2011-12 - 5th (455) – t-4th	2005-06 - 7th (540) – t-7th
2010-11 - 8th (305) – 9th	2004-05 - 11th (146) – t-6th
2009-10 - 10th (135) – 12th	

COACHING COORDINATORS FOR MIAMI

Miami's assistant coaching staff is set up in a coordinator system, with Jamal Brunt as the offensive coordinator, Chris Caputo manning the defense and Adam Fisher handling the scout for every opponent. James Johnson is the Dean of Discipline.

IT'S ALL ABOUT LOCATION

Miami's complete 13-man roster includes players from: Three countries - Nigeria (2), Spain, U.S.; One U.S. commonwealth - Puerto Rico; Eight states - Connecticut, Florida, Nevada, New Hampshire, New Jersey, New York, Pennsylvania, Texas; and Washington, D.C.

COACHING CHANGES FOR THE HURRICANES

After having the same assistant coaching staff his first four years in Miami, Larrañaga has two new assistant coaches in 2015-16 in Jamal Brunt and Adam Fisher, following the departure of Eric Konkol (Louisiana Tech) and Michael Huger (Bowling Green). Konkol had been an assistant with Coach L 11 seasons and Huger was an assistant coach for eight years and player for four seasons.

Due to the lack of turnover, Coach L has only had nine assistant coaches in the last 14 seasons. Five of his assistants left for a D-I head coaching job, and two others who have worked their way into head coaching jobs. In those 14 seasons, only twice two assistants left at the same time, 1996 (Stan Heath and Steve Merfeld) and 1989 (Jeff Snyder and Ricky Stokes).

Chris Caputo, in his 14th season on Larrañaga's staff and fifth in Coral Gables, was promoted to associate head coach in the summer of 2015.

COACH L REUNITED WITH JAMES JOHNSON

Larrañaga completed his 2015-16 staff with the addition of James Johnson as the team's director of basketball operations. Johnson, who was on Larrañaga's staff for two seasons at George Mason University, including the historic NCAA Final Four run in 2006, came to Miami after seven seasons on staff at fellow ACC school Virginia Tech, where he was the head coach for two seasons after five years as an assistant coach.

LARRAÑAGA CONTRACT EXTENDED THROUGH 2022

The University of Miami extended Coach Jim Larrañaga's contract through May 31, 2022, Director of Athletics Blake James announced in September 2014. Larrañaga first signed a five-year contract in April 2011, then was granted a three-year extension in 2012.

PROCANES REPORT

Former Hurricanes James Jones and Shane Larkin have taken their talents onto NBA rosters this season, as Jones is in Cleveland with the Cavaliers and Larkin joins a new team, the Brooklyn Nets, after playing across town with the Knicks last season. Miami has 17 former players in professional basketball at this time. A complete list is on page five of the notes.

SIGNATURE WINS IN THE COACH L ERA

Since the arrival of Coach Jim Larrañaga, Miami has recorded numerous signature wins during the regular season, both at home and on the road.

Home

Feb. 26, 2012 – No. 17 Florida State, 78-62
Nov. 28, 2012 – No. 13/14 Michigan State, 67-59
Jan. 23, 2013 – No. 1 Duke, 90-63
Feb. 9, 2013 – North Carolina, 87-61
Dec. 2, 2014 – No. 24/25 Illinois, W, 70-61

Road

Feb. 5, 2012 – No. 7/5 Duke, 78-74 OT
Feb. 2, 2013 – No. 19 NC State, 79-78
Nov. 17, 2014 – No. 8/7 Florida, W, 69-67
Jan. 13, 2015 – No. 4 Duke, W, 90-74

LARRAÑAGA MEMBER OF UM FACULTY

Coach Jim Larrañaga is an Adjunct Assistant Professor of Kinesiology and Sport Sciences at the University of Miami. Due to his head coaching responsibilities, Larrañaga is a guest lecturer at several different classes in the School of Education and Human Development throughout the semester.

ATTITUDE, COMMITMENT AND CLASS

Attitude, commitment and class are the cornerstone values of the Miami basketball program. Attitude: Be positive. Life is 10% what happens to you and 90% how you react to it. Commitment: Make a total and unconditional commitment to our program. Be passionate about what you do. Class: Show pride and respect in yourself and our program. Be the best you can be in thought, word and deed.

CORAL GABLES AND MIAMI FACTS

The Florida city of Coral Gables, situated just a few miles southwest of Miami, is part of Miami-Dade County. Incorporated in 1925, Coral Gables was created as a fully-planned community by George Merrick, who envisioned an upscale Miami suburb with large elements of Mediterranean-style architecture to highlight the region's Spanish influence. In 1925, roughly simultaneous to the founding of Coral Gables, the city was selected as the home to the University of Miami, which was constructed that year on 240 acres of land just west of U.S. Route 1, approximately two miles south of downtown Coral Gables.

AP TOP 25 Jan. 11, 2016			USA TODAY COACHES POLL Jan. 11, 2016		
1	Kansas (63)	14-1 1,621	1	Kansas (32)	14-1 800
2	Oklahoma (1)	13-1 1,551	2	Oklahoma	13-1 743
3	Maryland	15-1 1,472	3	Maryland	15-1 742
4	Michigan St (1)	16-1 1,446	4	Michigan State	16-1 694
5	North Carolina	15-2 1,371	5	North Carolina	15-2 673
6	Villanova	14-2 1,246	6	Duke	14-2 596
7	Xavier	14-1 1,200	7	Villanova	14-2 557
8	Miami (FL)	13-1 1,139	8	Xavier	14-1 555
9	Duke	14-2 1,100	9	Miami (FL)	13-1 551
10	SMU	15-0 1,040	10	West Virginia	14-1 477
11	West Virginia	14-1 867	11	Virginia	12-3 426
12	Providence	14-2 862	12	Providence	14-2 400
13	Virginia	12-3 818	13	Kentucky	12-3 393
14	Kentucky	12-3 698	14	Texas A&M	13-2 383
15	Texas A&M	13-2 668	15	South Carolina	15-0 361
16	Iowa	12-3 656	16	Arizona	13-3 337
17	Iowa State	12-3 555	17	Pittsburgh	14-1 263
18	Arizona	13-3 537	18	Iowa State	12-3 253
19	South Carolina	15-0 527	19	Iowa	12-3 226
20	Pittsburgh	14-1 334	20	Louisville	13-3 205
21	Louisville	13-3 330	21	Gonzaga	13-3 173
22	Baylor	12-3 325	22	Baylor	12-3 156
23	Butler	12-4 302	23	Butler	12-4 147
24	Purdue	14-3 145	24	Purdue	14-3 122
25	Gonzaga	13-3 101	25	Indiana	14-3 38

2014-15 IN REVIEW

LAST SEASON MIAMI ...

- Played in the National Invitation Tournament Championship game.
- Played a game in April for the first time in school history.
- Was the only team to defeat eventual national champion Duke on their home court.
- Defeated Duke and Syracuse on the road in the same season, the second time this has ever happened, and the first time since UNC did so during the 1983-84 season.
- Defeated three ranked teams: at No. 8/7 Florida, vs. No. 24/25 Illinois and at No. 4 Duke.
- Defeated a pair of top-7 teams in the same season, both on the road: No. 6/7 Florida and No. 4 Duke.
- Won two true road games against ranked opponents - No. 6/7 Florida and No. 4 Duke - for the first time since 1998-99.
- Defeated Coach Krzyzewski, Boeheim & Donovan, all on the road.
- Ended Duke's 41-game home winning streak, the then-longest active streak in Division I.
- Snapped Duke's 19-game ACC home game winning streak.
- Snapped Florida's streak of 33 consecutive home wins, which was the longest streak in school history.
- Snapped Florida's 25-game home non-conference winning streak at the Stephen C. O'Connell Center.
- Scored 90 points at Duke, the most points scored by an unranked opponent in a regulation win in Cameron Indoor Stadium since NC State's 96 points on Feb. 23, 1983.
- Dealt Duke the most lopsided loss (16 points) an unranked visitor has handed to a ranked Blue Devil team in the ACC era.
- Defeated Syracuse at the Carrier Dome, in front of the largest collegiate crowd of the season to date (Jan. 24): 30,677.
- Junior Tonye Jekiri led the Atlantic Coast Conference in rebounds (10.9 ACC only, 9.9 all games) and double-doubles (9) in ACC games. He is Miami's first player to average 10+ rpg in a season in ACC play.
- Was one of 38 teams in the country, and one of 11 teams from a Top 8 conference, to win 10+ games away from its home arena last regular season. Gonzaga led the way with 14 road & neutral site victories.
- Opened the season 8-0, and on Dec. 1 was ranked No. 15 in the country by both the AP and USA TODAY.
- Suffered 13 losses, including six games (four opponents) against nationally ranked teams. In those six games, the Canes led by at least 12 points twice: 12 points at No. 12 Notre Dame and 13 points at No. 12 Louisville.

MCCLELLAN LIT UP THE NET

- As of 2014-15 final national stats, guard Sheldon McClellan hit 48.4 percent of his field goals, which was the ...
- Second-best shooting percentage in the nation by a guard in the Power 5 conferences
 - 18th-best shooting percentage by a guard in the nation
 - 90th-best shooting percentage in the nation (all positions)
 - Top shooting percentage by a guard in the ACC
- McClellan was ranked in the Top 100 in four other statistical categories: Total minutes (21st), total field goals made (82nd), total points (86th) and free throw percentage (90th).

JEKIRI ONE OF THE TOP BIG MEN IN THE COUNTRY

As of 2014-15 NCAA.com final stats, Tonye Jekiri was in the Top 21 in the country in rebounds per game among all players and the Top 3 among players in the Big 5 conferences.

He was also No. 43 in double-doubles (11), and No. 91 in total blocks (51).

	Reb/g	DReb/g	Total Reb	OReb/g
Actual	9.9	6.7	366.0	3.19
Overall rank	21st	20th	5th	44th
Big 5 rank	3rd	5th	2nd	11th

RODRIGUEZ RANKED NATIONALLY IN STEALS

Senior PG Angel Rodriguez finished the 2014-15 season No. 58 in steals per game (1.84) and No. 63 in total steals (59), despite missing six games due to injury.

MIAMI SETS SCHOOL RECORD FOR GAMES PLAYED, SECOND-MOST WINS

Miami played a school-record 38 games last season, topping the 36 games played in 2012-13. The Canes' 25 wins were second all-time in school history, behind the 29-7 mark in 2012-13.

THE AWARDS OF 2014-15

Tonye Jekiri: ACSMA & Coaches 2015 All-ACC Defensive Team, ACSMA All-ACC Team, H.M., Gildan Charleston Classic All-Tournament Team.

Sheldon McClellan: NIT All-Tournament Team, Riley Wallace Award Finalist, Midseason Watch List for Jerry West Award, ACSMA All-ACC Team, H.M., ACC Player of the Week - Dec. 1, 2014.

Davon Reed: NIT All-Tournament Team, All-ACC Academic Men's Basketball Team, 2015.

Angel Rodriguez: ACSMA All-ACC Team, H.M., 2015 Bob Cousy Collegiate PG of the Year Award Preseason Watch List, 2015 Oscar Robertson Trophy Preseason Watch List, ACC Player of the Week - Nov. 24, Gildan Charleston Classic Most Valuable Player.

CANES POST 20+-WIN SEASON

With a victory at Virginia Tech on March 7, 2015, Miami posted its third 20-win season in four years since the arrival of Jim Larrañaga. Since 2011-12, Coach L has tallied seasons of 20-13, 29-7, 17-16 and 25-13, for an average of 22.8 wins per season. Since joining the ACC in 2004-05, Miami posted three 20-win seasons before Larrañaga, 23-11 in 2008, 20-13 in 2010 and 21-15 in 2011.

MIAMI'S ROAD WINS RANK TOP 11 NATIONALLY

Miami was one of 38 teams in the country, and one of 11 teams from a Top 8 conference, to win 10+ games away from its home arena last regular season. Gonzaga led the way with 14 road and neutral site victories.

The Canes have posted 10+ wins away from home in two of Coach L's four seasons at Miami. In 2012-13, Miami won 15 on the road, including five neutral-site games. Last year, Miami was 10-5 away from the BankUnited Center, with a 3-1 neutral-site record, in the regular season.

CANES IN NATIONAL STATS, VIA NCAA.COM

Miami was 13th in the country in turnovers per game (10.1), committing less than 15 turnovers in 35 of 38 outings.

The Canes knocked down 292 shots from 3-point range, good enough for 20th in the nation. UM hit at least seven shots from long range in 23 games, and tied a school record of 15 made in a game, going 15-of-25 at Virginia Tech on March 7.

UM shot 74.6 percent from the free throw line, which was the 22nd-best mark in the country. Miami drained at least 70 percent of its free throws in 28 games last year. The Canes' 544 free throws made were No. 39 in the NCAA.

Miami averaged just 15.6 fouls per game, a mark that was 22nd-best in the nation, grabbed 1317 total rebounds (29th) and posted a 1.27 assist-to-turnover ratio (44th).

CANES FINISH SIXTH IN ACC AFTER BEING PICKED 10TH

Miami finished sixth in the 2014-15 ACC rankings after being projected to finish 10th by the media at Operation Basketball in October. In each of Coach L's four seasons at Miami, the Canes have exceeded preseason expectations. In his first season, Miami was picked fifth and finished tied for fourth. In just his second season, UM won the ACC after being projected to finish fifth. A year ago, the Canes were selected 12th, but ended 10th.

The Canes and Notre Dame both made a jump of four spots: Miami from 10th to sixth and Notre Dame from seventh to third. Wake Forest and Virginia Tech were the only schools who were slotted in the correct spots. In order of preseason projections, here are the final mis-projections of each team: Duke -1, North Carolina -3, Louisville -1, Virginia +3, Syracuse -3, Pittsburgh -4, Notre Dame +4, Florida State -3, NC State +2, Miami +4, Clemson +2, Wake Forest +0, Georgia Tech -1, Boston College +1, Virginia Tech +0.

LARRAÑAGA POSTS FOURTH 25-WIN SEASON

With a 25-13 mark last season at Miami, Coach Jim Larrañaga has posted four 25-win seasons as a head coach. His first was a 27-8 mark at George Mason in 2005-06, when he led the team to the NCAA Final Four and in 2010-11 he was 27-7 with a 1-1 mark in the NCAA Tournament. At Miami, Coach L led the Canes to a 29-7 mark in 2012-13, winning the ACC regular season and tournament, then taking UM to the NCAA Sweet 16.

CARDIAC CANES - YEAR TWO

Miami played 16 games last season that were decided by five points-or-less. The Canes had five losses by a total of 22 points in the month of February. Three of those games were decided by a total of five points. Miami and Georgia Tech each had 13 games decided by four points or less last season. Miami and Notre Dame led the ACC with nine wins in close games. In 2013-14, Miami led the ACC having played 13 games decided by five points-or-less or in OT.

MIAMI VS. RANKED OPPONENTS

Miami was 3-6 against ranked teams in 2014-15, including 1-1 against top-5 teams and 2-2 against top-10 teams. Of the six losses, one was a double-overtime defeat against Virginia, and the Canes came up 6.1 ppg short in the other five outings. The Canes were 1-3 at home, 2-2 on the road and 0-1 at neutral sites vs. Top 25 opponents. See a complete list vs. ranked opponents since the arrival of Coach L on page 10.

LARRAÑAGA RETURNS HOME, NY COACHES IN NIT

Coach Jim Larrañaga returned to his roots for the NIT, playing in his home state of New York. Larrañaga grew up in the Parkchester neighborhood of The Bronx, playing high school basketball for Jack Curran at Archbishop Molloy High School in Queens.

Since 2000, only four coaches originally from the state of New York have led their team to the championship game of the NIT. In 2015, coach Jim Larrañaga is from The Bronx. In 2014, Larry Brown (Brooklyn) was the runner up with SMU. John Beilein (Burt) won the event in 2007 with West Virginia. In 2000, Matt Doherty (East Meadow) was runner up with Notre Dame.

COACH L IN MADISON SQUARE GARDEN

In Larrañaga's 31 years of coaching, he had never been the head coach of a team playing a game in Madison Square Garden, until March 31 against Temple. He played in the World's Most Famous Arena multiple times while playing college ball for Providence, and was an assistant coach for Virginia when the Cavaliers won the NIT in 1980. Larrañaga's final collegiate game as a Friar was played against UNC in 1971, an 86-79 loss for PC in the NIT Elite 8.

MARCH WAS HURRICANE SEASON

Miami was 7-1 in the month of March last season, and Jim Larrañaga is 19-8 in the month of March while coaching at Miami.

BALANCED ATTACK IN THE POSTSEASON

In five NIT games Miami presented a balanced attack with ...

* Six players averaging more than 7.6 points per game: McClellan (13.2 ppg), Reed (10.8), Jekiri (8.0), Lecomte (8.0), Newton (7.8), Burnett (7.6).

* Nine guys knocking down a 3-pointer: Burnett (7), Cruz Uceda (6), McClellan (6), Reed (4), Lecomte (3), Newton (2), Sherman (1), Jekiri (1), Palmer (1).

* Five players grabbing 3.8 or more rebounds per game: Jekiri (7.5), Reed (7.0), McClellan (5.0), Cruz Uceda (4.8) and Newton (3.8).

SECOND-HALF SCORING FUELS CANES

In five NIT games, Miami scored 40.4 points per game in the second stanza after just 25.6 per game in the first half. For the season, Miami averaged 30.0 points in the first and 37.0 in the second period. Miami scored 35+ in the second period in all five NIT games, led by 45 at Richmond after scoring just 18 in the first half against the Spiders.

MIAMI'S RECORD WHEN...	2015-16		COACH L	
RECORD	ALL	ACC	AT UM	ACC
All games	13-1	2-0	104-50	43-29
Home	8-1	2-0	56-20	24-13
Away	2-0		32-21	19-16
Neutral	3-0		16-9	
November	5-1		24-7	
December	6-0		21-9	0-1
January	2-0	2-0	20-11	18-11
February	--		20-14	19-14
March	--		19-8	6-3
April	--		0-1	0-2
Vs. Top 10 opponents	--		4-8	3-7
Vs. Top 25 opponents (includes Top 10)	2-0		10-20	5-15
Vs. RV opponents (either or both polls)	1-0		9-2	3-0
Vs. teams over .500 on game day	9-1	2-0	63-43	28-24
Vs. teams under .500 on game day	1-0		26-6	11-5
Vs. teams at .500 on game day	3-0		14-1	4-0
While UM is in the Top 25	8-1	2-0	28-9	14-5
While UM is RV (only)	5-0		19-4	4-1
Leading at halftime	11-0	1-0	76-12	28-9
Trailing at halftime	2-1	1-0	23-36	11-19
Tied at halftime	--		5-2	3-1
Single overtime	1-0		3-6	1-2
Double overtime	--		3-1	2-1
In overtime games (single+double)	1-0		6-7	3-3
Leading with 2:00 left in regulation	12-1	2-0	94-7	39-3
Trailing with 2:00 left in regulation	1-0		8-40	3-25
Tied with 2:00 left in regulation	--		2-1	0-1
UM shoots 50% or better from field	8-1		36-3	10-2
UM shoots 40-49% from field	3-0	1-0	55-13	29-10
UM shoots under 40% from field	2-0	1-0	13-34	4-17
Opp. shoots 50% or better from field	1-0		6-13	2-7
Opp. shoots 40-49% from field	5-1		45-24	21-14
Opp. shoots under 40% from field	7-0	2-0	54-13	20-8
UM shoots 70% or better from the line	12-1	2-0	66-25	24-15
UM shoots less than 70% from the line	1-0		38-25	19-13
UM makes more 3-point FGs	9-0	1-0	53-21	23-16
UM makes fewer 3-point FGs	3-1	1-0	33-20	15-11
3-point FGs are even	1-0		9-2	5-2
Four or more Canes in double figures	8-1		49-10	18-7
Three Canes score in double figures	3-0	1-0	39-21	19-8
Two or less Canes score in double figures	2-0	1-0	16-19	6-14
UM outrebounds opponent	10-0		71-17	25-11
Opp. outrebounds UM	2-1	1-0	28-33	16-18
Tied in rebounds	1-0	1-0	5-0	2-0
UM records 10 or more steals	2-0	1-0	15-4	5-1
UM records 15 or more assists	4-1		32-2	14-1
UM commits less than 15 turnovers	12-1	2-0	92-43	38-25
UM commits 15 or more turnovers	1-0		10-2	3-4
UM commits less turnovers than opp.	7-1	2-0	59-21	25-10
UM commits more turnovers than opp.	4-0		36-18	15-13
Tied in turnovers	2-0		9-10	3-6
UM scores 59 points or less	--		9-25	5-16
UM scores between 60-69 points	2-0	1-0	29-15	14-5
UM scores between 70-79 points	3-1	1-0	40-9	16-7
UM scores between 80-89 points	4-0		17-1	5-1
UM scores between 90-99 points	3-0		8-0	3-0
UM scores 100 or more points	1-0		1-0	0-0
Playing during the morning (11 a.m.)	--		1-0	
Playing during the afternoon	3-1	1-0	32-16	17-11
Playing in the evening (5 p.m. or later)	10-0	1-0	70-33	26-18
Games decided by three points or less	0-1		12-13	5-9
Games decided by four to 10 points	1-0		30-20	15-14
Games decided by 11-19 points	6-0	2-0	37-13	14-3
Games decided by more than 20 points	6-0		25-4	9-3

UM SINCE THE ARRIVAL OF JIM LARRAÑAGA IN 2011

- 2013 ACC Regular Season Champions
- 2013 ACC Tournament Champions
- Ranked No. 2/2 - Miami's program high - Feb. 18, 2013
- No. 1 seed at 2013 ACC Tournament
- No. 2 seed in 2013 NCAA Tournament
- Won school record 29 games in 2013
- Won 15 ACC games in 2013
- 14-game win streak (tied 1946-47 and 2001-02) from Jan. 2 - Feb. 19, 2013
- 13-0 start in 2013 conference play, topping school-best nine ACC victories, which was set in 2011-12
- Sophomore Shane Larkin selected No. 18 in the 2013 NBA Draft by Atlanta Hawks, then traded to Dallas Mavericks
- All six seniors from 2012-13 championship season earned academic degree from UM: Garrius Adams, Julian Gamble, Reggie Johnson, Kenny Kadji, Trey McKinney Jones, Durand Scott
- Defeated No. 1 Duke, 90-63, on Jan. 23, 2013 in Coral Gables
- Defeated Duke twice within 12 months, at both Cameron Indoor Stadium and the BankUnited Center
- First team to beat Duke and UNC by 20+ points in the same season since Maryland in '74-75 season
- First team to beat Duke and UNC by 25+ points since the start of ACC play in 1953
- Defeated three teams in The Triangle in the same season: UNC, Duke & NC State
- In 2012-13 defeated three teams in the Top 20 for the first time since joining the ACC - the last time was in 1999-00
- Five home sellouts of 7,972 fans vs. Duke, Florida State, North Carolina, Virginia and Clemson
- Played in championship game of the NIT, against Stanford, in Madison Square Garden
- Only team to defeat 2015 National Champion Duke on their home court
- Snapped Duke's 19-game ACC home game winning streak at Cameron Indoor Stadium
- Ended Duke's 41-game home winning streak, the longest active streak in Division I
- Snapped Florida's 33-game home winning streak at the Stephen C. O'Connell Center, which was the third-longest in the country, behind 34 from both Duke and Stephen F. Austin
- Ended Florida's 25-game home non-conference winning streak at the Stephen C. O'Connell Center
- Miami's 90 points scored against Duke in 2015 were the most points scored by an unranked opponent in a regulation win in Cameron Indoor Stadium since NC State's 96 points on Feb. 23, 1983.
- Dealt Duke its last two regular-season losses by 16-or-more points: 27 (90-63) on Jan. 23, 2013 at Miami and 16 (90-74) on Jan. 13, 2015 at Duke
- Handed Duke the most lopsided loss (16 points) an unranked visitor has handed to a ranked Blue Devil team in the ACC era
- Dealt Duke two of its five overall, and three ACC, losses by 16-plus points
- Scored 90 points against Duke twice
- In 2014-15, defeated 500-win coaches Mike Krzyzewski, Jim Boeheim and Billy Donovan
- Won at Cameron Indoor Stadium twice
- Defeated a pair of top-8 teams in the same season, both on the road: No. 6/7 Florida and No. 4 Duke
- Won two true road games against ranked opponents for the first time since 1998-99: No. 6/7 Florida and No. 4 Duke
- First team to defeated Duke and Syracuse on the road in the same season since the 1983-84 season (UNC).

AWARDS

- 2013 Coach of the Year - Jim Larrañaga
- 2013 Naismith Coach of the Year - Jim Larrañaga
- 2013 ACC Coach of the Year - Jim Larrañaga
- 2013 Henry Iba National Coach of the Year - Jim Larrañaga
- 2013 Adolph Rupp Cup Coach of the Year - Jim Larrañaga
- 2013 ACC Player of the Year (Coaches) - Shane Larkin
- 2013 ACC Defensive Player of the Year - Durand Scott
- Nine All-ACC selections: Shane Larkin 1st team, Kenny Kadji 2nd team & 3rd team, Scott H.M. (twice), Rion Brown 3rd team, Tonye Jekiri H.M., Sheldon McClellan H.M., Angel Rodriguez H.M.
- Four All-ACC Defensive Team players: Shane Larkin, Durand Scott, Julian Gamble, Tonye Jekiri
- 2012 ACC All-Rookie Team - Shane Larkin
- ACC All-Academic Team - Raphael Akpejori (2013), Davon Reed (2014, 2015)
- 2013 ACC Tournament MVP - Shane Larkin
- Four ACC All-Tournament team nods: Shane Larkin (1st), Durand Scott (1st), Julian Gamble (2nd), Trey McKinney Jones (2nd)
- Seven ACC Player of the Week awards: Reggie Johnson (2012), Durand Scott (2012 & 2013), Shane Larkin (2013), Angel Rodriguez (2014) and Sheldon McClellan (2014).
- One ACC Rookie of the Week: Shane Larkin (2012)
- Two NIT All-Tournament Team selections: Sheldon McClellan, Davon Reed
- NABC Honors Court: Raphael Akpejori
- ACC Academic Honor Roll: Raphael Akpejori, Justin Heller, Donnavan Kirk

COACH LARRAÑAGA'S MILESTONE VICTORIES

Victory	Date	Opponent	Score	School
50	02/10/88	Miami (Ohio)	65-59	Bowling Green
100	02/23/91	Kent State	84-57	Bowling Green
150	12/22/94	at Ohio State	59-50	Bowling Green
200	12/27/97	Northeastern	66-60	George Mason
250	12/20/00	Coastal Carolina	81-65	George Mason
300	12/02/03	East Carolina	76-65	George Mason
350	01/26/06	William & Mary	81-58	George Mason
400	02/27/08	William & Mary	68-59	George Mason
450	12/08/10	Loyola (Md.)	66-52	George Mason
500	01/05/12	at Georgia Tech	62-49	Miami
550	01/24/15	at Syracuse	66-62	Miami
100th win at Miami	Co. of Charleston, 12/19/15		85-63	

COACH JIM LARRAÑAGA

COACHING HONORS

2013 AP Coach of the Year
 2013 Naismith Coach of the Year
 2013 Henry Iba Coach of the Year
 2006 Clair Bee Coach of the Year
 2013 Adolph Rupp Cup Coach of the Year
 2013 NABC All-District II Coach
 2013 USBWA District IV Coach of the Year
 2013 ACC Coach of the Year
 2001 & 1999 CAA Coach of the Year
 1997 MAC Coach of the Year
 Six NCAA tournament appearances: 2013, 2011, 2008, 2006, 2001, 1999
 Eight postseason NIT appearances: 2015, 2012, 2009, 2004, 2002, 1997, 1991, 1990
 Nine 20-win seasons

NOTABLE COLLEGE PLAYERS COACHED

Shane Larkin (Miami) - ACC Player of the Year, ACC Tournament MVP, USBWA All-District, Sporting News All-American, finalist for Cousy, Naismith & Wooden awards, All-ACC First Team and All-ACC Defensive Team
 Durand Scott (Miami) - ACC Defensive Player of the Year, ACC Tournament First Team, All-ACC Third Team
 George Evans (George Mason) - Three-time CAA Player of the Year, CAA Rookie of the Year, three-time CAA Defensive Player of the Year, three-time CAA All-Defensive Team
 Antonio Daniels (Bowling Green) - MAC Player of the Year, MAC Freshman of the Year

STUDENT-ATHLETE HONORS

Three All-America players
 Nine All-Atlantic Coast Conference selections
 Four ACC All-Tournament team selections
 Four coaches and three media ACC All-Defensive Team selections
 28 All-Colonial Athletic Association conference selections
 Nine CAA All-Defensive Team selections
 Eight CAA All-Rookie Team selections
 Three Dean Ehlers Award winners - given to the CAA player who best meets the criteria of academic achievement, leadership and community service.
 12 All-MAC Conference selections
 Two MAC Freshman of the Year selections
 Four MAC All-Freshman Team selections
 Two NIT All-Tournament Team selections
 One NABC Honors Court selection
 Three ACC Academic Honor Roll student-athletes

NBA PLAYERS COACHED

Lance Blanks	Frank Booker	Rick Carlisle
Antonio Daniels	Jeff Jones	Andrew Kennedy
Jeff Lamp	Shane Larkin	Lewis Latimore
Jason Miskiri	Olden Polynice	Lee Raker
Ralph Sampson	Tom Sheehy	Clinton Venable
Othell Wilson	Ricky Wilson	

WINNINGEST ACTIVE COACHES VS. MAJOR SCHOOLS

-as of Nov. 12, 2015

Rank		vs. Major Schools
1	Mike Krzyzewski, Duke	1,018
2	Jim Boeheim, Syracuse	966
3	Roy Williams, North Carolina	750
4	Rick Pitino, Louisville	720
5	Cliff Ellis, Coastal Carolina	694
6	Bob Huggins, West Virginia	693
7	John Calipari, Kentucky	635
8	Rick Barnes, Tennessee	604
9	Lon Kruger, Oklahoma	561
10	Bill Self, Kansas	559
11	Tubby Smith, Texas Tech	538
12 Tie	Jim Larrañaga, Miami	533
12 Tie	Dana Altman, Oregon	533
14	John Beilein, Michigan	459
15	Kelvin Sampson, Houston	438

LARRAÑAGA YEAR-BY-YEAR

Year	School	Overall	Conference	Post
		W-L	W-L	Finish Season
1977-78	American International	14-13		
1978-79	American International	13-13		
1986-87	Bowling Green	15-14	10-6	3
1987-88	Bowling Green	12-16	7-9	t-5
1988-89	Bowling Green	13-15	6-10	t-6
1989-90	Bowling Green	18-11	9-7	t-3 NIT 0-1
1990-91	Bowling Green	17-13	9-7	t-4 NIT 0-1
1991-92	Bowling Green	14-15	8-8	5
1992-93	Bowling Green	11-16	8-10	t-6
1993-94	Bowling Green	18-10	12-6	t-2
1994-95	Bowling Green	16-11	10-8	t-5
1995-96	Bowling Green	14-13	9-9	t-6
1996-97	Bowling Green	22-10	13-5	t-1 NIT 0-1
1997-98	George Mason	9-18	6-10	6
1998-99	George Mason	19-11	13-3	1 NCAA 0-1
1999-00	George Mason	19-11	12-4	t-1
2000-01	George Mason	18-12	11-5	3 NCAA 0-1
2001-02	George Mason	19-10	13-5	2 NIT 0-1
2002-03	George Mason	16-12	11-7	4
2003-04	George Mason	23-10	12-6	3 NIT 2-1
2004-05	George Mason	16-13	10-8	6
2005-06	George Mason	27-8	15-3	t-1 NCAA 4-1
2006-07	George Mason	18-15	9-9	5
2007-08	George Mason	23-11	12-6	2 NCAA 0-1
2008-09	George Mason	22-11	13-5	2 NIT 0-1
2009-10	George Mason	17-15	12-6	4 CIT 0-1
2010-11	George Mason	27-7	16-2	1 NCAA 1-1
2011-12	Miami	20-13	9-7	t-4 NIT 1-1
2012-13	Miami	29-7	15-3	1 NCAA 2-1
2013-14	Miami	17-16	7-11	10
2014-15	Miami	25-13	10-8	6 NIT 4-1
2015-16	Miami	13-1	2-0	
Overall		574-384	309-193	14-15

WINNINGEST COACHES

All-Time -as of Nov. 12, 2015

	Name	Total Wins
1	Mike Krzyzewski	1018
2	Jim Boeheim	966
3	Bob Knight	902
4	Dean Smith	879
5	Adolph Rupp	876
6	Jim Calhoun	873
7	Jim Phelan	830
8	Eddie Sutton	806
9	Lefty Driesell	786
10	Lute Olson	780
11	Lou Henson	779
12	Cliff Ellis	770
13	Bob Huggins	765
14	Ed Diddle	759
15	Henry Iba	755
16	Roy Williams	750
17	Phog Allen	746
18	Rollie Massimino	745
19	John Chaney	741
20	Bo Ryan	740
21	Jerry Tarkanian	729
22	Norm Stewart	729
23	Ray Meyer	724
24	Rick Pitino	722
25	Don Haskins	719
26	Rick Byrd	711
27	Jerry Sloucum	699
28	Mike Montgomery	677
29	Denny Crum	675
30	Gary Williams	668
31	John Wooden	664
32	Larry Hunter	664
33	Ralph Miller	657
34	Tom Penders	649
35	Gene Bartow	647
36	John Beilein	642
37	Billy Tubbs	641
38	Homer Drew	640
39	Marv Harshman	637
40	Hugh Durham	633
41	Norm Sloan	624
42	Stew Morrill	620
43	Ben Braun	615
44	Rick Barnes	604
45	Slats Gill	599
46	Tom Davis	598
47	Abe Lemons	597
48	John Thompson	596
49	John Calipari	593
50	Guy Lewis	592
51	Bobby Cremins	579
52	Pat Douglass	573
53	Eldon Miller	568
54	Davey Whitney	566
55	Gale Catlett	565
56	Gary Colson	563
T57	Jim Larrañaga	561
T57	Lon Kruger	561
59	John Kresse	560
60	Bill Self	559
61	Tony Hinkle	558
62	Glenn Wilkes	551

MIAMI HIGHS Points105, vs. Mississippi State 11/19 Points/Half59 (1st), vs. Mississippi State 11/19 Field Goals Made34 (2x) last at La Salle, 12/22 Field Goal Att.64, at La Salle, 12/22 Field Goal Pct.56.7, vs. Mississippi State 11/19 3-Point FG Made12, vs. Louisiana 11/16 3-Point FG Att.31, vs. UTRGV 11/13 Free Throws Made28, vs. Mississippi State 11/19 Free Throw Att.38, vs. Mississippi State 11/19 Rebounds51, at La Salle, 12/22 Assists20, vs. Mississippi State 11/19 Steals12, vs. Syracuse, 1/2 Blocks7 (3x) last vs. Syracuse, 1/2 Turnovers17, vs. College of Charleston, 12/19 Bench Points50, vs. Mississippi State 11/19 Victory Margin46, at La Salle, 12/22	OPPONENT HIGHS Points79, vs. Mississippi State 11/19 Points/Half50, vs. Louisiana 11/16 Field Goals Made30, vs. Mississippi State 11/19 Field Goal Att.67, vs. Charlotte, 12/5 Field Goal Pct.50.0, vs. Utah 11/20 3-Point FG Made12, vs. Northeastern, 11/27 3-Point FG Att.24, at La Salle, 12/22 Free Throws Made16, vs. Northeastern, 11/27 Free Throw Att.24, vs. Louisiana 11/16 Rebounds41, vs. Syracuse, 1/2 Assists14 (2x) last vs. Mississippi State 11/19 Steals13, vs. College of Charleston, 12/19 Blocks5, vs. Mississippi State 11/19 Turnovers19, vs. Syracuse, 1/2 Bench Points25 (3x) last vs. Charlotte, 12/5 Victory Margin1, vs. Northeastern, 11/27	MIAMI LOWS Points64, vs. Syracuse, 1/2 Points/Half17 (1st), vs. Syracuse, 1/2 Field Goals Made18, vs. Syracuse, 1/2 Field Goal Att.51, vs. Florida, 12/8 Field Goal Pct.34.6, vs. Syracuse, 1/2 3-Point FG Made3, vs. Syracuse, 1/2 3-Point FG Att.15, vs. Princeton, 12/29 Free Throws Made7, vs. Northeastern, 11/27 Free Throw Att.9, vs. Northeastern, 11/27 Rebounds30, vs. Northeastern, 11/27 Assists8, at Nebraska, 12/1 Steals2, vs. Princeton, 12/29 Blocks0, vs UTRGV 11/13 Turnovers7, vs. Utah 11/20 Bench Points3, vs. Florida, 12/8 Victory Margin5, at Nebraska, 12/1	OPPONENT LOWS Points49, at La Salle, 12/22 Points/Half21 (1st), vs. Charlotte, 12/5 Field Goals Made17, at La Salle, 12/22 Field Goal Att.48, vs. Utah 11/20 Field Goal Pct.29.8, at La Salle, 12/22 3-Point FG Made1, vs. Florida, 12/8 3-Point FG Att.12, vs. Florida, 12/8 Free Throws Made8 (2x) last vs. Syracuse, 1/2 Free Throw Att.12 (2x) last at Nebraska, 12/1 Rebounds24, at La Salle, 12/22 Assists5, vs. Princeton, 12/29 Steals1, vs. Utah 11/20 Blocks0, vs. College of Charleston, 12/19 Turnovers5, vs. Charlotte, 12/5 Bench Points7, vs. Syracuse, 1/2 Victory Margin1, vs. Northeastern, 11/27
	MIAMI INDIVIDUAL HIGHS Points27, Sheldon McClellan, vs. Utah 11/20 Field Goals Made10, Sheldon McClellan, vs. Utah 11/20 Field Goal Attempts12 (2x) last Sheldon McClellan, vs. Northeastern, 11/27 3-Point FG Made4 (3x), last Ivan Cruz Uceda, at La Salle, 12/22 3-Point FG Attempts7 (2x) last Angel Rodriguez, vs. Syracuse, 1/2 Free Throws Made12, Sheldon McClellan, vs. Syracuse, 1/2 Free Throw Attempts14, Sheldon McClellan, vs. Syracuse, 1/2 Rebounds14, Tonye Jekiri, at La Salle, 12/22 Assists7, Angel Rodriguez, vs. UTRGV, 11/13 Blocks5, Tonye Jekiri, vs. Northeastern, 11/27	OPPONENT INDIVIDUAL HIGHS Points28, Shavon Shields, at Nebraska, 12/1 Field Goals Made11, Shavon Shields, at Nebraska, 12/1 Field Goal Attempts25, Shavon Shields, at Nebraska, 12/1 3-Point FG Made5 (3x) last Malachi Richardson, Syracuse, 1/2 3-Point FG Attempts10 Quincy Ford, vs. Northeastern, 11/27 Free Throws Made11, David Walker, vs. Northeastern, 11/27 Free Throw Attempts12, David Walker, vs. Northeastern, 11/27 Rebounds13, Shawn Long, vs. Louisiana, 11/16 Assists8, Jay Wright, vs. Louisiana, 11/16 Blocks4, Jake Hammond, at Nebraska, 12/1	

THE LAST TIME ...

Player Scored 30 Points MiamiSheldon McClellan (31), at Charlotte, 11/25/14 OpponentXavier Rathan-Mayes (35) Florida State, 2/25/15	
Player Scored 35 Points MiamiJack McClinton (35) vs. North Carolina, 3/15/09 OpponentXavier Rathan-Mayes (35) Florida State, 2/25/15	
Player Scored 40 Points MiamiDarius Rice (43) vs. Connecticut, 1/20/03 OpponentSean Singletary (41), Virginia, 3/1/08	
Two Players Scored 20 Points MiamiSheldon McClellan (27), Tonye Jekiri (20), Utah, 11/20/15 OpponentDavid Walker (21), Quincy Ford (24), Northeastern, 11/27/15	
Three Players Scored 20 Points MiamiDwayne Collins (23), Brian Asbury (21), Jack McClinton (20) vs. Virginia Tech, 1/25/09 OpponentTravis Mays (40), Alvin Heggs (22), Lance Blanks (21), Texas, 2/22/89	
Five (not 5+) Players Scored in Double Figures MiamiIvan Cruz Uceda (20), Sheldon McClellan (14), Angel Rodriguez (11), Tonye Jekiri (10), Ja'Quan Newton (10), at La Salle, 12/22/15 OpponentShawn Long (21), Jay Wright (13), Kasey Shepherd (12), Bryce Washington (11), Devonta Walker (11) vs. Louisiana 11/16/15	
Six (not 6+) Players Scored in Double Figures MiamiDavon Reed (19), Angel Rodriguez (18), Sheldon McClellan (16), Ivan Cruz Uceda (13), Anthony Lawrence (12), Ja'Quan Newton (11) vs. Louisiana 11/16/15	
Seven+ Players Scored in Double Figures MiamiSheldon McClellan (18), Ja'Quan Newton (15), James Palmer (14), Ebuka Izundu (11) Angel Rodriguez (11), Ivan Cruz Uceda (10), Anthony Lawrence Jr. (10) vs. Mississippi State 11/19/15	
Player Grabbed 15 Rebounds MiamiTonye Jekiri (15) at Louisville, 2/21/15 OpponentJahlil Okafor (15), at Duke, 1/13/15	
Two Players Grabbed 10 Rebounds MiamiTonye Jekiri (14), Kamari Murphy (10), at La Salle, 12/22/15 OpponentTyler Roberson (11), Tyler Lydon (10), Syracuse, 1/2/16	
Three Players Grabbed 10 Rebounds MiamiMark Richardson (11), Eric Brown (10), Joe Wylie (10) vs. FIU, 3/6/89 OpponentMatt Harpring (12), Dion Glover (10), Michael Maddox (10), Georgia Tech, 12/27/97	
Player Had 10 Assists MiamiDurand Scott (10) vs. North Carolina Central, 11/14/09 OpponentKris Dunn (13), Providence, 12/22/14	
Player Had 10 Blocks MiamiAnthony King (10) vs. Florida Atlantic, 11/29/04 OpponentJarvis Varnado (10), Mississippi State, 12/13/07	

Player Had a Double-Double MiamiTonye Jekiri (10 pts, 14 rebs) at La Salle, 12/22/15 OpponentShawn Long (21 pts, 13 rebs) vs. Louisiana, 11/16/15	
Player Had a Triple-Double MiamiAnthony King (11 pts, 10 reb, 13 blks) vs. Florida Atlantic, 11/29/04 OpponentBrendan Haywood (18 pts, 14 reb, 10 blks), North Carolina, 12/4/00	
Two Players Had Double-Doubles MiamiReggie Johnson (22 pts, 11 rebs) & Kenny Kadji (12 pts, 12 rebs), vs. Stetson, 11/9/12 OpponentBrice Johnson (22 pts, 11 rebs) & J.P. Tokoto (10 pts, 10 rebs), North Carolina, 2/28/15	
Team Scored 100 Points Miami105 vs. Mississippi State, 11/19/15 Opponent105, North Carolina, 1/31/07	
Team Scored 50 Points in a Half Miami55 (2nd half) at La Salle, 12/22/15 Opponent50 (2nd half) vs. Louisiana, 11/16/15	
Team Shot 50 Percent in Both Halves Miami.500 (15-30) / .559 (19-34) at La Salle, 12/22/15 Opponent.563 (9-16) / .520 (13-25) at Florida State, 2/1/15	
Team Shot 60 Percent in a Half Miami.621 (18-29), second half, vs. Princeton, 12/29/15 Opponent.625 (15-24), first half, Notre Dame, 3/12/15	
Team Shot 70 Percent in a Half Miami.739 (17-23), first half, at Florida State, 2/13/13	
Team Shot 60 Percent in a Game Miami.638 (30-47), at Florida State, 2/13/13 Opponent.622 (23-37), Clemson, 12/21/08	
Team Shot Less Than 30 Percent in a Game Miami.293 (12-41), vs. Eastern Kentucky, 12/19/14 Opponent.298 (9-19), at La Salle, 12/22/15	
THE LAST TIME A MIAMI FRESHMAN ...	
Scored 26+ Points:	Durand Scott, 29, vs. North Carolina, 3/02/10
Scored 20-25 Points:	Deandre Burnett, 21, vs. Green Bay, 12/6/14
Perfect from Field (5+ att):	Reggie Johnson (RS), 8-of-8, vs. Wake Forest, 3/11/10
Perfect from 3-Point (3+ att):	Anthony Lawrence, 3-of-3, vs. Charleston, 12/19/15
10+ Rebounds:	Reggie Johnson (RS), 12, vs. Virginia Tech, 03/12/10
10+ Assists:	Durand Scott, 10, vs. North Carolina Central, 11/14/09
5-9 Assists:	Ja'Quan Newton, 5, at Notre Dame, 1/17/15
5+ Steals:	Shane Larkin, 6, vs. North Carolina, 01/10/12
4+ Blocks:	Raphael Akpejiori, 4, McNeese State, 11/24/10
Double-Double:	Julian Gamble (RS), 13 points, 13 rebounds, North Florida, 12/31/08

Official Basketball Box Score - Game Totals - Final Statistics
Dwelling vs Miami
11-04-15 7 p.m. at Coral Gables, Fla. | BankUnited Center

Dwelling 40		Total	3-P's	Rebounds		FT-FTA		Off	Def	PF	TP	A	O	Bk	S	Min	
#	Player	FG	FGA	FG-FGA	FT-FTA	Off	Def	PF	TP	A	O	Bk	S	Min			
02	Brown, Tristan	-	2-6	1-2	0-0	1	3	4	1	5	1	1	0	2	22		
10	Hickey, Ryan	-	1-3	1-1	0-0	0	3	10	1	5	0	1	0	2	25		
23	Abendun, Vincent	-	2-6	1-5	0-0	0	0	2	3	0	4	1	0	1	18		
32	Maxwell, Evan	-	2-6	0-3	0-0	0	5	3	4	1	1	1	0	0	36		
50	Guzzardi, Michael	-	2-9	0-0	0-2	1	2	4	4	0	0	0	0	0	27		
60	Mabertson, Al	-	1-4	0-0	2-2	0	1	1	0	4	2	1	0	1	12		
65	Richardson, Miking	-	0-1	0-1	2-2	0	1	0	0	2	3	0	0	0	13		
11	Lys, Pierre	-	1-4	0-1	1-3	0	1	1	3	0	1	0	0	0	17		
21	Hernandez, Daniel	-	0-3	0-1	0-0	0	0	0	0	0	0	0	0	0	13		
22	Coleman, Rameel	-	0-3	0-0	0-0	2	0	2	0	1	1	0	0	0	6		
42	Pierre, Tyler	-	2-2	0-0	0-0	2	3	5	4	1	0	0	0	0	4		
Team						2	4	6	3			3					
Totals		16-57		5-23		7	6	23	29	40	8	23	2	4	200		
FG % 1st Half:		6.26		23.1%		2nd half:		10.31		32.3%		Game:		16.67		28.1%	
3FG % 1st Half:		3.15		20.0%		2nd half:		3.4		25.0%		Game:		5.23		21.7%	
FT % 1st Half:		0.0%		0.0%		2nd half:		3.7		42.9%		Game:		3.7		42.9%	

Miami 91		Total	3 P's	Rebounds		FT-FTA		Off	Def	PF	TP	A	O	Bk	S	Min	
#	Player	FG	FGA	FG-FGA	FT-FTA	Off	Def	PF	TP	A	O	Bk	S	Min			
05	Davon Reed	-	2-7	0-2	3-3	1	4	5	1	7	1	1	0	0	0	20	
10	Sheldon McClellan	-	8-13	2-6	0-0	0	1	1	0	18	0	0	0	0	0	20	
23	Angel Rodriguez	-	2-6	2-5	0-0	0	1	3	4	0	6	3	1	0	3	19	
32	Ivan Cruz Uceda	-	3-4	0-0	3-4	7	10	2	9	3	2	0	0	0	0	20	
33	Ivan Cruz Uceda	-	4-9	2-5	0-0	4	1	5	10	3	0	0	0	0	0	22	
60	Ja'Quan Newton	-	6-8	1-1	0-0	0	0	13	2	1	0	0	0	0	0	21	
65	Anthony Lawrence	-	2-8	0-4	1-4	5	1	5	1	1	0	0	0	0	0	17	
10	James Palmer	-	1-1	0-1	1-1	0	4	4	5	2	2	0	0	0	0	22	
12	Ebuka Izundu	-	1-4	0-0	0	1	3	2	0	2	2	0	0	0	0	11	
20	Mike Robinson	-	0-0	0-0	0	1	0	0	2	0	0	0	0	0	0	3	
21	Kamari Murphy	-	6-9	0-0	2-2	3	8	11	2	14	0	1	1	3	22		
38	Chris Stowell	-	0-0	0-0	0-0	0	0	0	0	0	0	0	0	0	0	3	
Team						1	4										
Totals		37-76		7-24		10-14		17		55		12		91		15	
FG % 1st Half:		18.34		52.9%		2nd half:		19-42		45.2%		Game:		37.76		48.7%	
3FG % 1st Half:		6.16		18.25%		2nd half:		7.24		29.7%		Game:		7.24		29.7%	
FT % 1st Half:		7.8		87.5%		2nd half:		3.6		50.0%		Game:		10.14		71.4%	

Officials: Clarence Armstrong, Tim Eberole, Bob Testa
Technical fouls: Dwelling:None, Miami:None
Attendance: 5426

Score by periods		1st	2nd	Total
Dwelling		13	25	40
Miami		49	42	91

Last FG: DOWM 2nd 02:10, UM 2nd 00:06
Largest lead: DOWM 1st 11:24, UM by 21 02:02-18
DOWM lead for 00:00, UM lead for 38:51, Game was tied for 00:00Official Basketball Box Score - Game Totals - Final Statistics
Miami vs Mississippi State
11/19/15 6:00 PM AT at Colosso Roberto Clemente (San Juan, PR)

Miami 105-3-0																	
#	Player	Total	3-P's		Rebounds		FT-FTA		Off	Def	PF	TP	A	O	Bk	S	
		FG	FGA	FG-FGA	FT	FTA	Off	Def	PF	TP	A	O	Bk	S	Min		
33	Ivan CruzUceda	4	6	2-3	0	0	0	6	3	10	0	1	0	0	1	22	
23	Tonye Jekiri	3	8	0-7	1	0	0	4	1	0	1	0	0	0	1	27	
05	Davon Reed	1	2	1-1	5	5	0	3	3	4	8	1	2	0	0	18	
10	Sheldon McClellan	5	10	2-3	6	6	0	0	1	18	4	0	0	0	0	23	
13	Angel Rodriguez	4	6	2-3	1	2	2	3	11	5	2	0	0	0	0	24	
60	Ja'Quan Newton	5	10	0-2	5	8	0	0	2	2	15	5	2	0	0	24	
63	Anthony Lawrence	3	9	0-2	4	6	2	2	3	10	2	0	0	0	0	22	
12	James Palmer	6	9	2-3	0	2	0	2	2	0	14	1	0	0	0	21	
15	Ebuka Izundu	3	5	0-0	5	7	2	0	1	0	0	0	0	0	0	9	
20	Mike Robinson	0	0	0-0	0	0	0	0	1	0	0	0	0	0	0	2	
21	Kamari Murphy	0	0	0-0	0	0	0	0	0	0	1	0	0	0	0	2	
Team						2	4										
Totals		34-60		9-17		28-38		13		28		41		20		105	
FG % 1st Half:		20.32		62.5%		2nd half:		14-28		50.0%		Game:		34.60		56.7%	
3FG % 1st Half:		7.13		53.8%		2nd half:		24		50.0%		Game:		91.7		52.9%	
FT % 1st Half:		12.17		70.0%		2nd half:		16-21		76.2%		Game:		28.38		73.7%	

Mississippi State 79-1-2

Player		FG		3-P's		Rebounds		FT		PF	TP	A	O	Bk	S	Min	
		F	FGA	F	FGA	FT	FTA	Off	Def								
20	Gavin Ware	-	1-10	0-0	0-0	2	3	4	20	1	1	0	0	0	0	29	
21	Fried Thomas	-	7-10	0-5	0-0	1	0	4	4	0	1	0	0	0	0	27	
15	L.J. Ready	-	3-8	1-3	2-4	1	0	1	3	9	4	0	0	0	0	26	
23	Travis Daniels	-	6-12	1-2	0-0	1	2	3	3	5	2	2	0	0	0	25	
32	Craig Swad	-	1-2	0-1	7-9	2	1	3	20	4	1	1	1	0	0	28	
60	Johnny Zappardo	-	2-3	0-2	0-0	1	1	3	6	0	0	0	0	0	0	19	
11	Q. Weatherspoon	-	2-6	0-1	0-0	1	2	3	4	2	0	0	0	0	0	16	
14	Malik Newman	-	5-10	4-8	1-2	0	3	3	15	1	3	0	0	0	0	27	
22	Fallou Ntoto	-	0-1	0-0	1-1	2	0	0	0	0	0	0	0	0	0	11	
14	Jett Jobe	-	0-0	0-0	0-0	0	1	0	0	0	0	0	0	0	0	2	
Team								1									
Totals		30-66		9-22		10-15		9		19		27		79		14	
FG % 1st Half:		13-31		41.9%		2nd half:		17-35		48.6%		Game:		30-66		45.5%	
3FG % 1st Half:		4-10		40.0%		2nd half:		5-12		41.7%		Game:		9-22		40.0%	
FT % 1st Half:		5-6		83.3%		2nd half:		5-9		55.6%		Game:		10-15		66.7%	

Officials: Joe DeRosa, Kipp Kiesinger, Antonio Petty
Technical fouls: Miami-Ivan CruzUceda, Ja'Quan Newton, Mississippi State-L.J. Ready
Attendance: 1947
Game 3 of the Ninth Annual Puerto Rico Tip-Off Tournament

Score by periods		1st	2nd	Total
Miami		59	46	105
Mississippi State		35	44	79

Last FG: MI 2nd 00:38, MS 2nd 00:53
Largest lead: MI by 31 2nd 00:38, MS by 12 1st 04:43
UM lead for 37:52, MS lead for 00:22, Game was tied for 01:46Official Basketball Box Score - Game Totals - Final Statistics
Northeastern vs Miami
11-27-15 4 p.m. at BankUnited Center | Coral Gables, Fla.

Northeastern 78-4-1																	
#	Player	Total		3-P's		Rebounds											
		FG	FGA	FG/FGA	FT/FTA	Off	Def	TP	PF	TP	A	O	Bk	S	Min		
4	Walker, David	-	4-10	2-4	11-12	0	0	2	1	21	3	2	0	1	38		
10	Williams, T.J.	-	1-4	0-2	1-3	0	0	0	3	3	0	0	0	0	28		
12	Ford, Quincy	-	9-17	5-10	1-1	5	6	3	24	2	4	0	0	0	29		
33	Stahk, Zach	-	3-6	0-0	0-0	1	4	5	4	6	0	1	0	0	32		
34	Atabakh, Keesi	-	1-2	0-0	0	2	3	2	2	2	0	0	0	0	24		
11	Miller, Jeremy	-	3-5	2-2	1-1	2	3	5	1	9	0	0	0	0	17		
15	Donnelly, Caleb	-	2-2	1-1	0-1	0	0	0	5	0	0	0	0	0	8		
20	Begley, Devon	-	2-6	2-3	2-2	4	3	2	8	2	2	0	0	0	20		
3	Trotter, J	-	4	7	4	3	2	8	2	2	0	0	0	0	20		
Totals		25-54		16-22		11		22		33		78		112		1	250
FG % 1st Half: 42.3% 2nd Half: 14.28 50.0% Game: 25-54 46.3%																	
FT % 1st Half: 7.12 42.3% 2nd Half: 5.0 50.0% Game: 25-52 46.5%																	
TP % 1st Half: 6.8 75.0% 2nd Half: 10.14 71.4% Game: 22-33 66.7%																	
Rebounds: 25-33 42.4% 2nd Half: 11-22 50.0% Game: 25-78 32.3%																	

Official Basketball Box Score - Game Totals - Final Statistics
Florida vs Miami
12-08-15 7:02 p.m. at BankUnited Center | Coral Gables, Fla.

Florida 55 - 62

#	Player	Total		3-Pr		Rebounds		PF	TP	A	TO	Bk	Sl	Min									
		FG	FGA	FT	FTA	Off	Def																
00	Hill, Kasey	1	-1	7	0	3	2	0	0	5	4	1	3	0	1	21							
03	Robinson, Devin	1	5	-10	0	1	1	1	5	6	3	11	2	0	0	30							
04	Allen, KevVaughn	1	2	-7	0	1	0	0	2	2	1	4	0	0	0	21							
10	Finney-Smith, Dorian	1	4	-7	1	2	3	8	1	5	6	2	12	0	2	34							
15	Egbunu, John	1	5	-10	0	0	4	4	2	3	5	4	14	0	2	1	30						
02	Walker, DeVon	1	0	-0	0	0	0	0	1	0	1	0	0	1	0	1	8						
07	Francis-Ramirez, B.	1	2	-7	0	2	0	0	0	1	1	2	4	1	0	0	18						
11	Chiozza, Chris	1	1	-4	0	2	0	0	2	2	5	2	3	2	0	1	20						
13	Haves, Kevartius	1	1	-2	0	0	0	1	1	2	0	2	0	0	1	0	10						
24	Leon, Justin	1	1	-3	0	1	0	0	2	1	3	1	2	0	0	1	7						
32	Rimmer, Schuyler	1	0	-0	0	0	0	0	1	1	0	0	0	0	0	0	1						
Team																							
Totals		22		57		1		12		10		16		9		22		31		55			
FG % 1st Half:		9		25		38.0%		2nd half:		13		32		40.6%		Game:		22		57		38.8%	
3FG % 1st Half:		1		6		16.7%		2nd half:		0		6		0.0%		Game:		1		12		8.3%	
FT % 1st Half:		5		7		71.4%		2nd half:		5		9		55.6%		Game:		10		16		62.5%	

Miami 66 - 8-1

#	Player	Total		3-Pr		Rebounds		PF	TP	A	TO	Bk	Sl	Min		
		FG	FGA	FT	FTA	Off	Def									
05	Davon Reed	1	2-8	1-4	0-0	0	4	4	2	5	0	2	2	37		
10	Sheldon McClellan	1	7-12	3-4	7-8	1	4	5	0	24	1	1	0	37		
13	Angel Rodriguez	1	5-8	3-5	4-4	0	3	3	3	17	2	0	0	29		
21	Kamari Murphy	1	3-7	0-1	2-4	2	4	6	4	8	1	1	1	34		
23	Tonye Jekiri	1	3-4	0-0	3-4	5	4	9	3	9	1	3	3	27		
00	Ja'Quan Newton	1	0-2	0-0	0-0	0	1	1	1	3	3	3	0	19		
12	James Palmer	1	0-3	0-1	0-0	1	0	1	0	0	1	0	0	10		
18	Ebuka Izundu	1	0-3	0-0	0-0	1	0	1	0	0	0	0	0	4		
33	Ivan CruzLoeda	1	0-4	0-2	0-0	0	3	3	0	0	1	0	0	13		
Team														66		
Totals		20-51		7-17		19-24		11		31		42		17	200	
FG % 1st Half:		13-34		38.2%		2nd half:		7-17		41.2%		Game:		20-51		39.2%
3FG % 1st Half:		4-11		36.4%		2nd half:		3-6		50.0%		Game:		7-17		41.2%
FT % 1st Half:		3-4		75.0%		2nd half:		16-20		80.0%		Game:		19-24		79.2%

Officials: Roger Ayers, Les Jones, Patrick Adams
Technical fouls: Florida-None, Miami-None.

Attendance: 7972

Score by periods		1st	2nd	Total
Florida		24	31	55
Miami		33	33	66

Last FG - UF 2nd-00:16, UM 2nd-00:37.

Largest lead - UF by 14 at 16:45, UM by 15 at 01:02.

UF led for 00:13, UM led for 36:29, Game was tied for 00:18.

Score tied - 0 times.
Lead changed - 2 times.Official Basketball Box Score - Game Totals - Final Statistics
Princeton vs Miami
12-29-15 7:02 p.m. at BankUnited Center | Coral Gables, Fla.

Princeton 64 - 7-4

#	Player	Total	3-Pr		Rebounds		PF	TP	A	TO	Bk	Sl	Min			
			FG	FGA	FT	FTA								Off	Def	
10	Weisz, Spencer	1	4-9	1-6	1-1	1	5	6	4	10	2	0	0	37		
21	Canuto, Henry	1	4-8	0-3	6-8	2	2	4	0	14	1	1	0	37		
23	Cook, Steven	1	2-7	0-2	2-2	1	1	2	2	6	1	1	1	30		
31	Miller, Pete	1	1-6	0-0	0-2	2	2	4	0	2	0	0	2	0		
09	Bell, Amir	1	7-14	3-5	0-0	2	3	5	3	17	0	1	0	33		
03	Canmady, Devin	1	4-6	2-3	3-4	0	0	0	0	3	13	1	2	20		
12	Stephens, Myles	1	0-2	0-0	0-0	0	1	0	0	0	0	0	0	5		
26	Forbes, Jackson	1	0-1	0-1	0-0	0	0	0	1	0	1	0	0	2		
35	Brennan, Alec	1	1-4	0-0	0-0	0	2	2	2	0	0	0	1	16		
Team														64		
Totals		23-59		6-20		12-17		11		17		21		200		
FG % 1st Half:		11-28		39.3%		2nd half:		12-31		38.7%		Game:		23-59		39.0%
3FG % 1st Half:		2-6		33.3%		2nd half:		4-14		28.6%		Game:		6-20		30.0%
FT % 1st Half:		6-8		75.0%		2nd half:		6-9		66.7%		Game:		12-17		70.6%

Miami 76 - 11-1

#	Player	Total		3-Pr		Reb		PF	TP	A	TO	Bk	Sl	Min		
		FG	FGA	FT	FTA	Off	Def									
21	Kamari Murphy	1	5-7	0-1	0-0	1	4	5	0	10	1	1	2	0	30	
23	Tonye Jekiri	1	3-5	0-0	1-2	4	4	8	2	7	0	0	2	0	30	
05	Davon Reed	1	5-11	0-2	3-5	1	8	9	0	13	0	2	0	1	30	
10	Sheldon McClellan	1	2-9	0-3	2-2	0	2	2	1	6	0	2	1	0	29	
13	Angel Rodriguez	1	5-7	2-3	2-2	0	2	2	3	14	5	3	1	0	28	
00	Ja'Quan Newton	1	5-8	0-0	3-3	1	3	4	1	13	4	1	1	0	22	
03	Anthony Lawrence	1	0-1	0-1	0-0	0	1	1	1	0	0	0	0	0	10	
12	James Palmer	1	2-4	1-3	0-0	1	3	4	1	5	1	1	0	0	9	
33	Ivan CruzLoeda	1	3-3	2-2	0-0	0	1	1	4	8	0	1	0	0	12	
Team																76
Totals		30-55		5-15		11-14		9		28		37		11		200
FG % 1st Half:		12-26		46.2%		2nd half:		18-29		62.1%		Game:		30-55		54.5%
3FG % 1st Half:		2-9		22.2%		2nd half:		3-6		50.0%		Game:		5-15		33.3%
FT % 1st Half:		1-2		50.0%		2nd half:		10-12		83.3%		Game:		11-14		78.6%

Officials: James Luckie, Clarence Armstrong, Trey Spotts
Technical fouls: Princeton-None, Miami-None.

Attendance: 6927

Score by periods		1st	2nd	Total
Princeton		35	29	64
Miami		27	49	76

Last FG - PRN 2nd-01:07, UM 2nd-01:18.

Largest lead - PRN by 7 2nd-10:44, UM by 12 2nd-00:37.

PRN led for 12:00, UM led for 22:27, Game was tied for 05:33.

Score tied - 6 times.
Lead changed - 4 times.Official Basketball Box Score - Game Totals - Final Statistics
Co. of Charleston vs Miami
12-19-15 2 p.m. at BankUnited Center | Coral Gables, Fla.

Co. of Charleston 63 - 7-3

#	Player	Total		3-Pr		Rebounds		PF	TP	A	TO	Bk	Sl	Min	
		FG	FGA	FT	FTA	Off	Def								
11	Branley, Jarrell	1	4-10	0-0	1-2	5	7	11	4	13	1	2	0	1	30
23	Harris, Nick	1	2-4	0-0	1-2	0	2	2	5	5	1	1	0	1	18
03	Hulsev, Payton	1	2-2	0-0	0-0	3	2	5	4	4	3	2	0	0	20
12	Johnson, Cameron	1	0-4	0-1	0-0	1	2	3	3	0	1	4	0	1	21
24	Sarry, Canyon	1	6-20	2-6	2-4	0	1	1	1	20	0	2	0	3	38
00		1	0-0	0-0	0-0	1	2	3	1	2	0	0	0	0	6
00	Glimore, Donovan	1	1-2	0-0	0-0	1	1	1	1	1	1	0	0	0	13
00		1	0-0	0-0	0-0	0	1	1	1	0	0	1	0	1	10
21	O'Donohue, Terrance	1	0-2	0-0	0-0	0	1	1	0	1	0	0	0	0	10
12	Pointer, Marquise	1	4-10	2-4	1-1	0	1	1	0	11	6	3	0	5	29
04	Bourne, James	1	3-4	0-0	2-3	1	0	1	4	8	0	1	0	1	15
	Totals	24-61	4-13	11-17	10-22	32	32	65	12	7	10	13	20	30	



IVAN CRUZ UCEDA

Senior | Forward | 6-10 | 217

Madrid, Spain | Harcum College (Pa.)

33

Cruz Uceda Season/Career/ACC Highs

Points

Season: 20, at La Salle, 12/22/15
Career: 20, at La Salle, 12/22/15
ACC: 18, at Virginia Tech, 3/7/15

Rebounds

Season: 7, vs. UTRGV, 11/13/15
Career: 7 (2x) last vs. UTRGV, 11/13/15
ACC: 6, vs. Syracuse, 1/2/16

Assists

Season: 1 (5x) last vs. Florida State, 1/9/16
Career: 1 (9x) last vs. Florida State, 1/9/16
ACC: 1 (4x) last at Florida State, 1/9/16

Steals

Season: 2, vs. Charleston, 12/19/15
Career: 2 (2x) last vs. Charleston, 12/19/15
ACC: 2, vs. Louisville, 2/3/15

Blocked Shots

Season: 2, vs. Butler, 11/22/15
Career: 2 (3x) last vs. Butler, 11/22/15
ACC: 1 (2x) last Florida State, 1/9/16

Field Goals

Season: 7, at La Salle, 12/22/15
Career: 7 (2x) last at La Salle, 12/22/15
ACC: 7, at Virginia Tech, 3/7/15

Field Goal Attempts

Season: 9, vs. UTRGV, 11/13/15
Career: 11, at Virginia Tech, 3/7/15
ACC: 11, at Virginia Tech, 3/7/15

Free Throws

Season: 2 (3x) last vs. Syracuse, 1/2/16
Career: 5, vs. Florida State, 2/25/15
ACC: 5, vs. Florida State, 2/25/15

Free Throw Attempts

Season: 2 (3x) last vs. Syracuse, 1/2/16
Career: 6, vs. Florida State, 2/25/15
ACC: 6, vs. Florida State, 2/25/15

3-Point Field Goals

Season: 4 (2x) last at La Salle, 12/22/15
Career: 4 (2x) last at La Salle, 12/22/15
ACC: 3 (3x) last at Virginia Tech, 3/7/15

3-Point Field Goal Attempts

Season: 7, vs. UTRGV, 11/13/15
Career: 7 (2x) last vs. UTRGV, 11/13/15
ACC: 7, vs. North Carolina, 2/28/15

Minutes

Season: 29, vs. Louisiana, 11/16/15
Career: 32, vs. Alabama, 3/21/15
ACC: 25, vs. North Carolina, 2/28/15

- First name Ivan is pronounced E-von. Last name is Cruise Ew-say-duh. Born in Madrid, Spain. First language is Spanish.
- European style game; Vlade Divac type of player.
- Inside-outside threat. Great shooter for his size.
- Clever player. Will beat guys with his intelligence and skill.
- Very good passer. Good instincts for offensive situations.
- Transformed his body losing 20 pounds and gaining muscle in summer 2015. Now is much quicker and more athletic. Never consistently lifted weights before coming to Miami.
- Did not speak English before attending Harcum College.
- All-American (H.M.) and All-National Tournament Team at Harcum.
- Set school record for rebounds in game (29) and career (635) at Harcum.
- Averaged 14.6 points, 9.6 rebounds, 2.0 assists, 1.1 steals and 1.1 blocks per game at Harcum.
- Helped lead Harcum to the junior college national semifinals.
- Holds season record for 3-point percentage (45.5%).

- Favorites: Food: Cocido (chickpea-based stew from Madrid, Spain). Athlete: Drazen Petrovic. Pro Sports Team: Real Madrid. Music: 80s Music, Otis Redding, Marvin Gaye. Movie: Scarface. TV Show: Spartacus. Book: Drazen Petrovic books. Pro athlete: Larry Bird. Cuban dish: Rice and beans with fried plantains. Ice cream: Mint chip. Favorite place on campus: Weight room.
- Biggest fear: Insects. Best advice received: Believe in yourself. Why UM: Coaches and location. Started playing basketball: 12 years old.

As a Junior (2014-15): Started 6 of 21 games played after missing first 16 due to NCAA transfer rules ... Scored in double digits four times ... Hit multiple 3-pointers six times ... Notched 3-pointer in 12 outings ... In two ACC Tournament games, averaged 7.0 points and 3.5 rebounds in 19.0 minutes ... In five NIT games averaged 5.2 points and 4.8 rebounds in 25.6 minutes per game ...

Harcum College: Ranked No. 55 overall by ESPN ... All-American (H.M.) ... All-National Tournament Team ... Averaged 14.6 points, 9.6 rebounds, 2.0 assists, 1.1 steals and 1.1 blocks in 23.3 minutes per game in second season ... Hit 62.5 percent from field, 45.5 percent from long range and 72.4 percent at line ... Advanced to NJCAA Division I National Semifinals in Hutchinson, Kan., marking first final four appearance in school history ... In NJCAA Region XV Championship, hit 15 of team-best 21 points from behind 3-point line, making five of 10 tries, and grabbed 12 rebounds ... Set school record for rebounds in game (29) and career (635) ... Fourth-highest scorer in Harcum history with 957 points, sixth in blocked shots (76) ... Holds season record for 3-point percentage (45.5%) ... Honors Society.

Personal: First name Ivan is pronounced E-von ... Last name is Cruise Ew-say-duh ... Born Oct. 24, 1991 in Madrid, Spain ... Son of Jose Gabriel Cruz and Pilar Uceda ... Brother to Maria ... Father played pro basketball for Club Deportivo Cajamadrid in Spain ... Will graduate in May 2016 with B.S. Ed. in sports administration ... Attended Giner de los Rios High School ... Played basketball for Estudiantes in Spain where he averaged 12 points and seven rebounds per game ... Also played for Club Baloncesto Alcobendas, Colegio Brains, Club Baloncesto Las Rozas ... Also recruited by Marquette, Ohio State, Penn State and Villanova.

CRUZ UCEDA CAREER STATISTICS

Season	GP	GS	Min.	Avg.	FG	FGA	Pct.	3-Point	3-Point	Pct.	Free Throws	Free Throws	Pct.	Off.	Def.	Tot.	Avg.	PF	FO	Ast.	TO	Blk	Stl	Pts.	Avg.
2014-15	21	6	360	17.1	37	99	.374	21	62	.339	14	17	.824	18	56	74	3.5	19	0	4	13	5	8	109	5.2
2015-16	14	6	257	18.4	38	69	.551	25	50	.500	6	6	1.000	8	44	52	3.7	32	0	5	11	4	4	107	7.6
TOTAL	35	12	617	17.6	75	168	.446	46	112	.411	20	23	.870	26	100	126	3.6	51	0	9	24	9	12	216	6.2

CRUZ UCEDA 2015-16

Opponent	Date	GS	Min	FG	FGA	Pct	3FG	FGA	Pct	FT	FTA	Pct	Off	Def	Tot	Avg	PF	FO	A	TO	Blk	Stl	Pts	Avg
UTRGV	11-13-15	*	26	5	9	.556	4	7	.571	2	2	1.000	1	6	7	7.0	2	0	1	1	0	1	16	16.0
LOUISIANA	11-16-15	*	29	5	7	.714	3	5	.600	0	0	.000	0	3	3	5.0	3	0	0	0	0	13	14.5	
vs Mississippi State	11-19-15	*	22	4	6	.667	2	3	.667	0	0	.000	0	6	6	5.3	3	0	0	1	0	1	10	13.0
vs Utah	11-20-15	*	18	1	4	.250	1	3	.333	0	0	.000	1	1	2	4.5	2	0	0	1	0	3	10.5	
vs Butler	11-22-15	*	20	3	4	.750	2	3	.667	0	0	.000	1	3	4	4.4	1	0	0	0	2	0	8	10.0
NORTHEASTERN	11-27-15	*	14	1	3	.333	1	3	.333	0	0	.000	0	0	0	3.7	1	0	1	0	0	3	8.8	
at Nebraska	12-01-15		9	0	2	.000	0	2	.000	0	0	.000	1	1	2	3.4	1	0	0	1	0	0	7.6	
CHARLOTTE	12-05-15		24	4	5	.800	3	4	.750	0	0	.000	0	6	6	3.8	3	0	1	1	0	0	11	8.0
FLORIDA	12-08-15		13	0	4	.000	0	2	.000	0	0	.000	0	3	3	3.7	3	0	0	1	0	0	7.1	
CO. OF CHARLESTON	12-19-15		16	1	2	.500	1	2	.500	0	0	.000	1	2	3	3.6	4	0	1	2	0	2	3	6.7
at La Salle	12-22-15		18	7	8	.875	4	5	.800	2	2	1.000	1	5	6	3.8	3	0	0	1	0	0	20	7.9
PRINCETON	12-29-15		12	3	3	1.000	2	2	1.000	0	0	.000	0	1	1	3.6	4	0	0	1	1	0	8	7.9
SYRACUSE	01-02-16		18	1	6	.167	1	5	.200	2	2	1.000	2	4	6	3.8	0	0	0	0	0	0	5	7.7
FLORIDA STATE	01-09-16		18	3	6	.500	1	4	.250	0	0	.000	0	3	3	3.7	2	0	1	1	1	0	7	7.6

Freshman | Center | 6-10 | 210

Charlotte, N.C. | Victory Christian Center | Lagos, Nigeria

15

- Favorites: Food: Rice and Chicken. Athlete: Kevin Durant. Pro Sports Team: Oklahoma City Thunder. Midnight Snack: Doritos. Ice Cream: Vanilla. Cereal: Cocoa Puffs. Movie: 2 Fast 2 Furious. Musical Artist: Meek Mill. Place on Campus: Locker Room.

Averaged 21 points, 15 rebounds and six blocks for Victory Christian Center School as a senior ... Averaged 18 points, 12 rebounds and six blocks in junior season ... First-team All Charlotte Observer ... No. 134 player and No. 19 center in 2015 class by Rivals.com ... No. 70 player, No. 20 power forward and No. 5 North Carolina player in 2015 class by 247Sports.

Born June 28, 1996 in Lagos, Nigeria ... First name Ebuka is pronounced E-boo-kuh. Last name is E-zoon-du ... Moved to the United States in 2013 ... Son of Emma and Ifeoma Izundu ... One brother: Okwy; Four sisters: Chioma Ojo, Vivian, Chingo and Ifunaya ... Speaks African language of Igbo ... Majoring in business management ... Chose Miami over Arkansas, Cincinnati and Charlotte ... Played AAU for Charlotte ACES ... Originally signed with Charlotte, then was released from commitment after 49ers coach was let go.

TABLE 1

[illegible]



23

Senior | Center | 7-0 | 248

Hialeah, Fla. | Champagnat Catholic School (Fla.) | Port Harcourt, Nigeria

Points

Rebounds
Season: 14, at La Salle, 12/22/15
Career: 17, vs. Clemson, 2/8/15
ACC: 17, vs. Clemson, 2/8/15

Season: 2 (4x) last vs. Charleston, 12/19/15
Career: 8, vs. South Alabama, 11/28/14
ACC: 4, vs. Syracuse, 1/25/14

Season: 1 (2x) last vs. Charleston, 12/19/15
Career: 4, at Duke, 1/13/15
ACC: 4, at Duke, 1/13/15

Season: 5, vs. Northeastern, 11/28/15
Career: 5 (3x) last vs. Northeastern, 11/28/15
ACC: 5, vs. Clemson, 2/8/15

Season: 8, vs. Utah, 11/21/15
Career: 8, vs. Utah, 11/21/15
ACC: 6, (2x) last at Louisville, 2/21/15

Season: 10, vs. Utah, 11/21/15
Career: 14, vs. Louisville, 2/3/15
ACC: 14, vs. Louisville, 2/3/15

Season: 4 (2x) last vs. Butler, 11/22/15
Career: 8, at Boston College, 2/16/15
ACC: 8, at Boston College, 2/16/15

Season: 5, vs. Utah, 11/21/15
Career: 10, at Boston College, 2/16/15
ACC: 10, at Boston College, 2/16/15

Season: --
Career: 1, vs. Alabama, 3/21/15
ACC: --

Season: 1 (3x) last at Nebraska, 12/1/15
Career: 1 (2x) vs. UTRGV, 11/13/15
ACC: 1. vs. Florida State, 1/9/16

Season: 39, at Nebraska, 12/1/15
Career: 47, at Boston College, 2/16/15
ACC: 47, at Boston College, 2/16/15

Personal: Born July 23, 1994 in Nigeria ... Given name is Tonye Frank Jekiri (TAHN-yay Ja-KEER-EE) ... Son of Emilinia and Frank ... Brother to Tammie, Omiebi and Boma ... Expecting to graduate in May 2016 with B.S. Ed. in sports administration ... Chose his jersey number 23 because July 23 is his birthday ... Originally from Nigeria, Jekiri moved to South Florida in September 2010 to begin his basketball career ... Previously played soccer ... Chose Miami over considerations from Virginia Tech, Clemson, Florida State, Auburn, Vanderbilt and Alabama ... Jekiri was Larrañaga's second recruit from the state of Florida, joining former Canes PG Shane Larkin from Orlando, Fla.

2012-13				2013-14				2014-15			
Opposition	P	R	A	Opposition	P	R	A	Opposition	P	R	A
at FGCU	1	2	0	St. Francis (NY)	6	9	1	Howard	6	11	1
Jacksonville	0	0	0	Ga. Southern	2	1	0	at Florida	8	8	1
Michigan State	0	2	0	Texas Southern	4	4	0	vs Drexel	8	13	0
at Massachusetts	0	0	0	at Col of Charleston	6	3	0	vs Akron	8	16	0
Charlotte	0	0	0	UCF	2	3	0	vs Charlotte	11	7	1
at UCF	3	2	0	vs Geo. Wash.	2	1	1	at Charlotte	4	13	1
at Hawai'i	1	0	0	at CS Fullerton	4	4	0	South Alabama	13	8	0
vs. Arizona	0	0	0	vs Arizona State	0	3	0	Illinois	6	9	2
vs. Indiana State	0	0	0	at Nebraska	2	7	1	Green Bay	2	3	0
La Salle	0	1	0	Virginia Tech	2	7	0	Savannah State	8	9	3
at Georgia Tech	2	2	0	at Savannah St.	4	1	1	Eastern Kentucky	2	6	0
at North Carolina	0	1	0	La Salle	9	7	0	vs Providence	12	10	2
Maryland	2	4	0	Loyola	10	4	2	Charleston	8	8	1
at Boston College	0	1	1	at Syracuse	5	3	2	Virginia	8	12	3
Duke	2	2	0	at North Carolina	2	10	1	Boston College	13	15	0
Florida State	4	2	0	Florida State	2	7	1	at Duke	10	10	0
at Virginia Tech	2	1	0	at Georgia Tech	0	3	0	at Notre Dame	8	13	0
at NC State	2	2	1	Duke	8	9	0	NC State	6	10	0
Boston College	2	4	0	Syracuse	3	5	4	at Syracuse	13	9	0
North Carolina	2	4	0	at Maryland	0	6	0	Georgia Tech	13	15	0
at Florida State	2	2	0	Norfolk State	4	2	1	at Florida State	4	5	0
at Clemson	0	0	0	Pittsburgh	3	4	0	Louisville	10	10	2
Virginia	2	0	0	NC State	0	4	0	Clemson	6	17	2
at Wake Forest	2	3	0	at Florida State	15	6	0	at Wake Forest	6	13	0
Virginia Tech	4	2	0	at Virginia Tech	0	3	0	at Boston College	12	15	0
at Duke	2	0	0	Notre Dame	2	6	2	Virginia Tech	15	15	2
Georgia Tech	0	0	0	Boston College	5	7	1	at Louisville	13	15	1
Clemson	2	3	0	at Virginia	4	6	0	Florida State	12	11	0
vs. Boston College	0	1	0	at NC State	14	13	0	North Carolina	6	7	0
vs. NC State	2	3	0	at Clemson	2	2	0	at Pittsburgh	10	11	1
vs. North Carolina	1	1	0	Wake Forest	6	9	1	at Virginia Tech	4	3	1
vs. Pacific	6	5	0	vs Virginia Tech	5	12	2	vs Virginia Tech	9	8	1
vs. Illinois	4	2	1	vs NC State	6	9	1	vs Notre Dame	11	11	0
vs. Marquette	0	3	0					NC Central	11	6	2
								Alabama	9	12	0

Jekiri Career Statistics																												
Season	GP	GS	Min.	Avg.	FG	3-Point	Free Throws	Rebounds	PF	FO	Ast.	TO	Blk	Stl	Pts.	Avg.	Off.	Def.	Tot.	Avg.	PF	FO	Ast.	TO	Blk	Stl	Pts.	Avg.
2012-13	34	0	235	6.9	18	35	.514	0	0	.000	11	20	.550	28	27	55	1.6	35	0	4	11	11	7	47	1.4			
2013-14	33	16	705	21.4	57	125	.456	0	0	.000	25	43	.581	67	113	180	5.5	87	5	22	31	29	21	139	4.2			
2014-15	37	37	1120	30.3	123	246	.500	1	1	1.000	70	96	.729	118	248	366	9.9	114	5	42	51	51	21	317	8.6			
2015-16	14	14	398	28.4	50	85	.588	0	4	.000	22	31	.710	37	97	134	9.6	39	0	13	21	18	2	122	8.7			
TOTAL	118	67	2458	20.8	248	491	.505	1	5	.200	128	190	.674	250	485	735	6.2	275	10	81	114	109	51	625	5.3			

JFKIRI 2015-16		TOTAL			3-PTS		FREE THROWS		REBOUNDS															
Opponent	Date	GS	Min	FG	FGA	Pct	3FG	FGA	Pct	FT	FTA	Pct	Off	Def	Tot	Avg	PF	FO	A	TO	Blk	Stl	Pts	Avg
UTRGV	11-13-15	*	28	2	5	.400	0	1	.000	3	4	.750	2	10	12	12.0	3	0	1	1	0	0	7	7.0
LOUISIANA	11-16-15	*	23	2	6	.333	0	1	.000	0	1	.000	1	3	4	8.0	4	0	1	2	0	0	4	5.5
vs Mississippi State	11-19-15	*	18	3	5	.600	0	0	.000	2	2	1.000	3	7	10	8.7	3	0	2	3	1	0	8	6.3
vs Utah	11-20-15	*	32	8	10	.800	0	0	.000	4	5	.800	5	7	12	9.5	2	0	1	1	1	1	20	9.8
vs Butler	11-22-15	*	34	4	6	.667	0	0	.000	4	4	1.000	4	8	12	10.0	4	0	1	3	2	0	12	10.2
NORTHEASTERN	11-27-15	*	37	4	8	.500	0	0	.000	0	1	.000	2	10	12	10.3	2	0	2	2	5	0	8	9.8
at Nebraska	12-01-15	*	39	2	8	.250	0	1	.000	3	3	1.000	2	8	10	10.3	3	0	2	2	2	0	7	9.4
CHARLOTTE	12-05-15	*	18	4	6	.667	0	0	.000	0	1	.000	0	10	10	10.3	2	0	0	0	0	0	8	9.3
FLORIDA	12-08-15	*	27	3	4	.750	0	0	.000	3	4	.750	5	4	9	10.1	3	0	1	3	3	0	9	9.2
CO. OF CHARLESTON	12-19-15	*	25	5	6	.833	0	0	.000	0	0	.000	3	5	8	9.9	3	0	2	1	0	1	10	9.3
at La Salle	12-22-15	*	21	4	4	1.000	0	0	.000	2	3	.667	3	11	14	10.3	3	0	0	2	1	0	10	9.4
PRINCETON	12-29-15	*	30	3	5	.600	0	0	.000	1	2	.500	4	4	8	10.1	2	0	0	0	2	0	7	9.2
SYRACUSE	01-02-16	*	33	2	5	.400	0	0	.000	0	1	.000	1	2	3	9.5	3	0	0	1	1	0	4	8.8
FLORIDA STATE	01-09-16	*	33	4	7	.571	0	1	.000	0	0	.000	2	8	10	9.6	2	0	0	0	0	0	8	8.7



ANTHONY LAWRENCE, JR.

Freshman | Guard | 6-7 | 210

3

St. Petersburg, Fla. | Lakewood Senior HS

- Can play multiple positions. Was point guard in high school and will play small forward at Miami.
- Athletic and can attack the basket with authority.
- Son of a high school coach.

• Favorites: Athlete: LeBron James. Sports Team: Cleveland Cavaliers. Video Game: 2K. Class at UM: Acting. Movie: Friday. TV Show: Martin. Musical Artist: Future. Place on campus: BUC.

Prep

Led Lakewood Senior High School team to the Class 5A state championship game as a junior ... Scored 18 points in the championship game and totaled 25 rebounds in two state tournament games ... Averaged 20 points and 13 rebounds as a junior at Lakewood, and in sophomore campaign, averaged 21 points, eight rebounds and four steals ... Listed as a three-star recruit by ESPN.

Personal

Born Sept. 6, 1996 in St. Petersburg, Fla. ... Son of Anthony Sr. and Zelia ... One sister, Taylor ... Majoring in sports administration ... Played AAU ball for Each 1 Teach 1 Elite ... Chose Miami over offers from USC, Clemson and Texas, among others ... Anthony's father, Anthony Lawrence Sr., was a two-year letterman at Miami from 1991-93. After college, he played overseas in Portugal, Mexico and the Dominican Republic ... Lawrence Jr.'s uncle, Patrick, also played at Miami from 1991-94.

Lawrence, Jr. Season Highs

Points

Season: 13, at Nebraska, 12/1/15

ACC: 1, vs. Syracuse, 1/2/16

Rebounds

Season: 7, at Nebraska, 12/1/15

ACC: 2, vs. Syracuse, 1/2/16

Assists

Season: 4, vs. Louisiana, 11/16/15

ACC: --

Steals

Season: 2 (4x) last vs. Charleston, 12/19/15

ACC: --

Blocked Shots

Season: 1, vs. Louisiana, 11/16/15

ACC: --

Field Goals

Season: 5, at Nebraska, 12/1/15

ACC: --

Field Goal Attempts

Season: 7 (2x) last at Nebraska, 12/1/15

ACC: 2, vs. Florida State, 1/9/16

Free Throws

Season: 5, vs. Louisiana, 11/16/15

ACC: 1, vs. Syracuse, 1/2/16

Free Throw Attempts

Season: 6, vs. Louisiana, 11/16/15

ACC: 2, vs. Syracuse, 1/2/16

3-Point Field Goals

Season: 3 vs. Charleston, 12/19/15

ACC: --

3-Point Field Goal Attempts

Season: 3 (3x) last vs. Charleston, 12/19/15

ACC: 1, vs. Florida State, 1/9/16

Minutes

Season: 25, vs. Louisiana, 11/16/15

ACC: 6, vs. Florida State, 1/9/16

LAWRENCE CAREER STATISTICS

Season	GP	GS	Min.	Avg.	FG	FGA	Pct.	3-Point FG	3-Point FGA	3-Point Pct.	Free Throws FT	Free Throws FTA	Free Throws Pct.	Off.	Def.	Tot.	Avg.	PF	FO	Ast.	TO	Blk	Stl	Scoring Pts.	Avg.
2015-16	13	0	164	12.6	23	46	.500	8	20	.400	12	17	.706	12	17	29	2.2	19	0	14	3	1	8	66	5.1

LAWRENCE 2015-16		TOTAL					3-PTS			FREE THROWS			REBOUNDS													
Opponent	Date	GS	Min	FG	FGA	Pct	3FG	FGA	Pct	FT	FTA	Pct	Off	Def	Tot	Avg	PF	FO	A	TO	Blk	Stl	Pts	Avg		
UTRGV	11-13-15	6	0	1	.000	0	0	.000		1	2	.500	2	0	2	2.0	1	0	0	1	0	0	1	1.0		
LOUISIANA	11-16-15	25	3	6	.500	1	2	.500		5	6	.833	2	4	6	4.0	3	0	4	1	1	2	12	6.5		
vs Mississippi State	11-19-15	22	3	7	.429	0	2	.000		4	6	.667	2	2	4	4.0	3	0	2	0	0	2	10	7.7		
vs Utah	11-20-15	14	0	1	.000	0	1	.000		0	0	.000	0	0	0	3.0	2	0	2	0	0	0	0	5.8		
vs Butler	11-22-15	12	3	6	.500	1	3	.333		0	0	.000	0	1	1	2.6	1	0	1	0	0	2	7	6.0		
NORTHEASTERN	11-27-15	5	0	1	.000	0	0	.000		0	0	.000	1	0	1	2.3	1	0	0	0	0	0	0	5.0		
at Nebraska	12-01-15	14	5	7	.714	2	3	.667		1	1	1.000	2	5	7	3.0	1	0	0	0	0	0	13	6.1		
CHARLOTTE	12-05-15	15	4	5	.800	1	2	.500		0	0	.000	1	0	1	2.8	1	0	1	0	0	0	9	6.5		
FLORIDA	12-08-15	DNP - illness																								
CO. OF CHARLESTON	12-19-15	16	4	4	1.000	3	3	1.000		0	0	.000	0	2	2	2.7	4	0	1	1	0	2	11	7.0		
at La Salle	12-22-15	14	1	4	.250	0	2	.000		0	0	.000	1	1	2	2.6	1	0	3	0	0	0	2	6.5		
PRINCETON	12-29-15	10	0	1	.000	0	1	.000		0	0	.000	0	1	1	2.5	1	0	0	0	0	0	0	5.9		
SYRACUSE	01-02-16	5	0	1	.000	0	0	.000		1	2	.500	1	1	2	2.4	0	0	0	0	0	0	1	5.5		
FLORIDA STATE	01-09-16	6	0	2	.000	0	1	.000		0	0	.000	0	0	0	2.2	0	0	0	0	0	0	0	5.1		



SHELDON McCLELLAN 10

Graduate | Guard | 6-5 | 200

Houston, Texas | Texas | Bellaire HS

McClellan Season / Career Highs

Points

Season: 27, vs. Utah, 11/21/15
Career: 31, at Charlotte, 11/25/14
ACC: 24, at Boston College, 2/16/15

Rebounds

Season: 5 (4x) last vs. Florida State, 1/9/16
Career: 11 (2x) last vs. Temple, 3/31/15
ACC: 10, vs. NC State, 1/22/15

Assists

Season: 6, at La Salle, 12/22/15
Career: 6, at La Salle, 12/22/15
ACC: 5 (2x) last at Virginia Tech, 3/7/15

Steals

Season: 3 (2x) last vs. Syracuse, 1/2/16
Career: 4 (2x) last vs. Notre Dame, 3/12/15
ACC: 3 (2x) last vs. Syracuse, 1/2/16

Blocked Shots

Season: 2, vs. Syracuse, 1/2/16
Career: 2, vs. Syracuse, 1/2/16
ACC: 2, vs. Syracuse, 1/2/16

Field Goals

Season: 10, vs. Utah, 11/21/15
Career: 11, at Charlotte, 11/25/14
ACC: 8, at Boston College, 2/16/15

Field Goal Attempts

Season: 12 (3x) last vs. Florida, 12/8/15
Career: 20, at Oklahoma, 1/21/13
ACC: 16, at Pittsburgh, 3/4/15

Free Throws

Season: 12, vs. Syracuse, 1/2/16
Career: 14, vs. Fresno State, 11/9/12
ACC: 12, vs. Syracuse, 1/2/16

Free Throw Attempts

Season: 14, vs. Syracuse, 1/2/16
Career: 14 (2x) last vs. Syracuse, 1/2/16
ACC: 14, vs. Syracuse, 1/2/16

3-Point Field Goals

Season: 3 (2x) last vs. Florida, 12/8/15
Career: 5, at Charlotte, 11/25/14
ACC: 4, at Boston College, 2/16/15

3-Point Field Goal Attempts

Season: 6, vs. Syracuse, 1/2/16
Career: 9, vs. Oklahoma, 2/29/12
ACC: 7 (2x) last at Boston College, 2/16/15

Minutes

Season: 43, at Nebraska, 12/1/15
Career: 50, vs. Virginia, 01/03/15
ACC: 50, vs. Virginia, 01/03/15

Jerry West Shooting Guard of the Year Award Watch List, 2015-16
Naismith Trophy Early-Season Watch List, 2015-16
Oscar Robertson Trophy Early-Season Watch List, 2015-16
Puerto Rico Tip-Off All-Tournament Team, 2015
NIT All-Tournament Team, 2015
Riley Wallace Award Finalist, 2015
Jerry West Award Midseason Watch List, 2015
ACSM All-ACC Team, H.M., 2015
adidas Nations: Top NCAA Prospects Camp, Summer 2015
ACC Player of the Week - Dec. 1, 2014
TicketCity Legends Classic All-Tournament Team, 2011

- Nickname is Mac.
- Explosive scorer that can get on a roll. High-level athlete.
- Good in transition, making a wide assortment of layups, both left and right handed. A slasher.
- Great lateral quickness and ability to defend perimeter.
- Proficient 3-point shooter, and worked on perimeter jump shot.
- Strength numbers are at highest levels of his career.
- Ability to get fouled a lot due to his attack mentality.
- Entertaining personality with a quick wit.
- Coaches want him to be the Carmelo Anthony of the team.
- Grew up working on his game with John Lucas.
- Tremendous redshirt year in 2013-14, making himself more of an offensive threat. A volume scorer.
- Transferred from University of Texas in fall of 2013, sitting out 2013-14 due to NCAA transfer rules.

- Favorites: Food: Sloppy Joe. Sports Team: Lakers. Movie: Straight out of Compton. Pro athlete: Kyrie Irving. Quote: Elite. Ice cream flavor: Vanilla. Class at UM: Communications. Cereal: Frosted Flakes. TV Show: Fresh Prince of Bel Air. Why UM: Coach L. Started playing basketball: Age 3.

McClellan after watching Miami play in the 2013 NCAA Tournament games in Austin, Texas: "I liked the plays they ran, the open-court stuff, and the way they all seemed to be playing for each other. They seemed to be having fun, and the coaches seemed positive on the bench. I wish I had come here as a freshman."

"At UM, everything is positive, never any negative energy. Coach L is like a father on the court. I love him to death. I like how positive he is, whether after a bad shot or reminding us to move on to the next play. That's how I liked to be pushed, not by negative reinforcement." — Sheldon McClellan

As a Redshirt Senior (2015-16): Participated in adidas Nations Top NCAA Prospects camp.

As a Redshirt Junior (2014-15): Final 2015 NCAA rankings: No. 21 total minutes, No. 82 total field goals made, No. 86 total points, No. 90 field goal percentage, No. 90 free throw percentage... Second-best shooting percentage in the nation by a guard in the Big 5 conferences, 18th-best shooting percentage by a guard in the nation, 90th-best shooting percentage in the nation (all positions), top shooting percentage by a guard in the ACC. **Among ACC players in all games:** No. 12 in scoring (14.5), No. 6 in field goal percentage (.484), No. 6 free throw percentage (.824) ... Among ACC players in league games only: No. 16 in scoring (14.1), No. 4 free throw percentage (.836). **Season:** Only player to start all 38 games ... Only came to score 30+ points — 31 at Charlotte, 11/25 ... Trio of double-doubles.

High School: No. 47 prospect nationally in the ESPN 100 and No. 60 prospect by Rivals.com following senior season ... Averaged a team-best 25.6 points, 7.2 rebounds, 5.0 assists and 2.0 steals per game while helping Bellaire to a 20-9 mark and the first round of the Class 5A state playoffs ... Career-high 56 points in the season-opening win against Booker T. Washington ... Averaged 20 points per game while leading Bellaire to a 35-2 record and a trip to the Class 5A regional finals in his junior season ... Coached by Bruce Glover.

Personal: Born Dec. 21, 1992 in Houston ... Full name is Sheldon Reeves McClellan ... Son of Angel Johnson (mother) ... Brother to Justin Jones ... Graduated in May 2015 with B.L.A. (bachelor's in liberal arts). Now pursuing second degree ... Played AAU for Houston Select ... Cousin Jawaan McClellan played basketball for Arizona and professionally overseas ... Favorite food is a homemade sloppy joe.

McCLELLAN CAREER STATISTICS

Texas	GP	GS	Min.	Avg.	FG	FGA	Pct.	3-Point	FG	FGA	Pct.	FT	FTA	Pct.	Off.	Def.	Tot.	Avg.	PF	FO	Ast.	TO	Blk	Stl	Pts.	Avg.
2011-12	34	9	879	25.9	129	288	.448	35	113	.310	90	119	.756	39	73	112	3.3	34	0	21	30	3	35	383	11.3	
2012-13	34	15	929	27.3	136	356	.382	33	121	.273	155	186	.833	36	96	132	3.9	28	0	29	57	3	28	460	13.5	
TOTAL	68	24	1808	26.6	265	644	.411	68	234	.291	245	305	.803	75	169	244	3.6	62	0	50	87	6	63	843	12.4	

Miami	GP	GS	Min.	Avg.	FG	FGA	Pct.	FG	FGA	Pct.	FT	FTA	Pct.	Off.	Def.	Tot.	Avg.	PF	FO	Ast.	TO	Blk	Stl	Pts.	Avg.
2014-15	38	38	1278	33.6	192	397	.484	54	151	.358	112	136	.824	32	146	178	4.7	59	0	74	49	7	34	550	14.5
2015-16	14	13	441	31.5	72	131	.550	21	51	.412	63	72	.875	9	35	44	3.1	23	0	25	15	4	17	228	16.3
TOTAL	52	51	1719	33.1	264	528	.500	75	202	.371	175	208	.841	41	181	222	4.3	82	0	99	64	11	51	778	15.0

McCLELLAN 2015-16			TOTAL				3-PTS				FREE THROWS				REBOUNDS													
Opponent	Date	GS	Min	FG	FGA	Pct	3FG	FGA	Pct	FT	FTA	Pct	Off	Def	Tot	Avg	PF	FO	A	TO	Blk	Stl	Pts	Avg				
UTRGV	11-13-15	*	29	6	10	.600	2	4	.500	4	4	1.000	1	3	4	4.0	3	0	1	1	0	1	18	18.0				
LOUISIANA	11-16-15	*	34	6	9	.667	2	4	.500	2	3	.667	2	3	5	4.5	2	0	2	1	1	3	16	17.0				
vs Mississippi State	11-19-15	*	32	5	10	.500	2	3	.667	6	6	1.000	0	0	0	3.0	1	0	4	0	0	2	18	17.3				
vs Utah	11-20-15	*	29	10	12	.833	3	5	.600	4	4	1.000	0	4	4	3.3	2	0	0	1	0	1	27	19.8				
vs Butler	11-22-15	*	29	2	6	.333	2	5	.400	2	2	1.000	0	2	2	3.0	2	0	2	1	0	1	8	17.4				
NORTHEASTERN	11-27-15	*	32	8	12	.667	1	3	.333	1	1	1.000	0	1	1	2.7	3	0	1	0	0	1	18	17.5				
at Nebraska	12-01-15	*	43	3	8	.375	1	2	.500	7	9	.778	2	2	4	2.9	2	0	0	2	0	1	14	17.0				
CHARLOTTE	12-05-15	*	21	2	4	.500	1	1	1.000	3	4	.750	1	1	2	2.8	2	0	5	3	0	0	8	15.9				
FLORIDA	12-08-15	*	37	7	12	.583	3	4	.750	7	8	.875	1	4	5	3.0	0	0	1	1	0	1	24	16.8				
CO. OF CHARLESTON	12-19-15	*	28	4	9	.444	0	3	.000	6	7	.857	0	3	3	3.0	1	0	1	1	0	1	14	16.5				
at La Salle	12-22-15	*	26	5	8	.625	2	3	.667	2	2	1.000	1	1	2	2.9	1	0	6	0	0	1	14	16.3				
PRINCETON	12-29-15	*	29	2	9	.222	0	3	.000	2	2	1.000	0	2	2	2.8	1	0	0	2	1	0	6	15.4				
SYRACUSE	01-02-16	*	38	5	11	.455	0	6	.000	12	14	.857	1	4	5	3.0	1	0	0	1	2	3	22	15.9				
FLORIDA STATE	01-09-16	*	34	7	11	.636	2	5	.400	5	6	.833	0	5	5	3.1	2	0	2	1	0	1	21	16.3				



RASHAD MUHAMMAD

Junior | Guard | 6-6 | 160

1

Las Vegas, Nev. | San Jose State | Bishop Gorman HS

- Big time scorer with deep range.
- Using redshirt season at Miami to gain strength.
- From an athletic family: Brother is Minnesota Timberwolves player Shabazz Muhammad; Mother was PG and track star at Long Beach State; Father was PG for USC; Sister is professional tennis player; Uncle played in NFL; Aunt played basketball for Cal State Fullerton.

• Favorites: Food: Surf and turf. Athlete: Kobe Bryant. Professional teams: Lakers, Timberwolves, Raiders. Midnight snack: Cereal. Ice Cream: Chocolate. Cereal: Cinnamon Toast Crunch. Movie: More than a Game. TV Show: Fresh Prince of Bel Air. Musical Artist: Lil Wayne. Place on Campus: The gym.

As a Junior at Miami (2015-16)

Will sit out the 2015-16 season after transferring from San Jose State in August, 2015.

As a Sophomore at San Jose State (2014-15)

Led Spartans in scoring for second-straight season at 13.9 points per game ... Averaged 3.3 rebounds, 1.1 assists and 32.3 minutes over 27 games ... Scored in double-figures 21 times ... Led team in scoring in 15 games ... Five 20-point performances ... Season-high 27 points versus San Diego State (1/21) ... Season-high 10 rebounds to go along with 23 points at Wyoming (2/14) ... Splashed in 59 three-point baskets moving him into third all-time at San José State with 134 ... Multiple threes in 19 games ... Scored 26 points and matched a career-high for made threes in a game with six at Air Force (1/7) ... Third in the conference during Mountain West play at 2.5 made threes per game ... Career-high five assists versus Utah State (2/14) ... Shot free throws at 79.6 percent ... 20 points at UC Davis (12/3) ... 22 points versus Saint Katherine (12/9) ... Recorded two steals in three different games.

As a Freshman at San Jose State (2013-14)

Played in all 31 games and started three - at Weber State and against Fresno State and Boise State ... One of first players off bench ... Averaged team-best 13.2 points per game and 2.9 rebounds per game ... Set Mountain West freshman record for three pointers made in season at 75 ... Second-highest single-season three-pointers made and fourth-high three-pointers attempted at San José State ... Scored in double figures in 22 games ... 408 points on the season ... 20+ points in five games ... Scored a season-high 28 points in three-overtime win against UC Davis and 28 points against Colorado State ... Hit season-best six three-pointers against UC Davis and at Utah State ... Added 23 points at Portland, 21 points at Houston and 20 at Utah State ... Led team in scoring in 16 games ... Attempted at least 10 shots in 20 games ... Made at least one three-pointer in 12 straight games and 28 of 31 games ... Made 75 of 190 three-point attempts ... Shot 81.3 percent from free throw line ... Grabbed seven rebounds against Pacific and six rebounds against Milwaukee and at Wyoming and Fresno State ... Dished out at least one assist in 17 games ... Three assists at New Mexico ... Two steals at Northern Illinois, against James Madison and at Utah State and Air Force.

High School

Played at Bishop Gorman High School in Las Vegas ... Averaged 19 points senior year and led team to 29-3 record ... Team finished No. 15 in USA Today and ESPN polls ... Team won back-to-back Division I state championships ... Averaged 4.2 rebounds and 2.3 assists senior year.

Personal

Born January 6, 1994, in Las Vegas ... Son of Faye Muhammad, former point guard and track star at Long Beach State, and Ronald Muhammad, former point guard for USC ... Younger brother of Shabazz Muhammad, former UCLA player who is currently with Minnesota Timberwolves ... Sister, Asia, is a professional tennis player ... Uncle, Stephone Paige, played nine seasons in the NFL ... Aunt, Robin Paige, was four-year starter for Cal State Fullerton ... Majoring in sociology.

2013-14					2014-15				
Opposition	P	R	A		Opposition	P	R	A	
at Santa Clara	15	2	1		Bethesda	17	3	2	
vs. Milwaukee	17	6	0		Portland	5	2	2	
at Northern Illinois	11	3	1		Pepperdine	9	2	2	
vs. James Madison	18	3	1		at Cal State Fullerton	11	2	0	
at Pepperdine	14	1	2		vs. Washington	15	2	0	
Cal State Fullerton	17	4	2		vs. Western Michigan	7	2	0	
at Portland	23	3	0		vs. Princeton	0	0	0	
at Weber State	17	1	1		at UC Davis	20	1	1	
at Houston	21	1	0		Santa Clara	15	1	0	
UC Davis	28	3	0		Saint Katherine	22	6	2	
Westminster	8	2	0		Wyoming	13	5	2	
Pacific	19	7	0		at Air Force	26	4	0	
Nevada	5	1	1		at UNLV	3	2	0	
at Utah State	20	2	1		Fresno State	16	3	0	
Colorado State	28	5	0		Colorado State	12	3	1	
New Mexico	16	3	1		at Boise State	13	1	1	
at Air Force	12	2	1		Air Force	11	1	2	
at Wyoming	2	6	2		at New Mexico	15	3	0	
San Diego State	5	3	0		at Fresno State	16	2	4	
at Boise State	0	0	0		Nevada	10	3	1	
UNLV	13	3	1		at Wyoming	23	10	0	
at New Mexico	15	3	3		Utah State	12	6	5	
at Fresno State	13	6	1		San Diego State	27	4	0	
Air Force	5	2	0		at Colorado State	18	3	1	
Wyoming	0	0	0		at Nevada	6	3	1	
at Nevada	11	5	1		Boise State	17	6	2	
at San Diego State	14	2	0		UNLV	16	8	2	
Utah State	5	1	2						
at Colorado State	6	1	0						
Fresno State	17	5	1						
vs. Boise State	13	5	1						

Muhammad Career Highs

Points

Career: 28 (2x) last vs. Colorado State, 1/8/14

Rebounds

Career: 10, at Wyoming, 2/14/15

Assists

Career: 5, San Diego State, 2/21/15

Steals

Career: 2 (7x) last at Wyoming, 2/14/15

Blocked Shots

Career: 1 (4x) last at Wyoming, 2/14/15

Field Goals

Career: 10, at Air Force, 1/7/15

Field Goal Attempts

Career: 21, Fresno State, 3/8/14

Free Throws

Career: 9, Colorado State, 1/8/14

Free Throw Attempts

Career: 12, Colorado State, 1/8/14

3-Point Field Goals

Career: 6 (3x), last at Air Force, 1/7/15

3-Point Field Goal Attempts

Career: 13, UC Davis, 12/18/13

Foul Disqualifications

Career: 0

Minutes

Career: 42, UC Davis, 12/18/13

MUHAMMAD SAN JOSE STATE STATISTICS

MOHAMMAD SUKUTU STATE STATISTICS										3-Point				Free Throws			Rebounds				Scoring									
Season	GP	GS	Min.	Avg.	FG	FGA	Pct.	FG	Pct.	FT	FTA	Pct.	Off.	Def.	Tot.	Avg.	PF	FO	Ast.	TO	Blk	Stl	Pts.	Avg.						
2013-14	31	3	873	28.2	121	332	.364	75	190	.395	91	112	.813	20	71	91	2.9	53	0	24	52	1	14	408	13.2					
2014-15	27	22	871	32.3	119	312	.381	59	164	.360	78	98	.796	17	71	88	3.3	48	0	31	38	3	18	375	13.9					
Totals	58	25	1744	30.1	240	644	.373	134	354	.379	169	210	.805	37	142	179	3.1	101	0	55	90	4	32	783	13.5					



KAMARI MURPHY

R-Junior | Forward | 6-8 | 220

21

Brooklyn, N.Y. | Oklahoma State | IMG | Lincoln HS

- First name pronounced Kuh-mar-EE.
- Explosive athlete with pogo-stick type hops.
- Versatile defender who can guard positions 1-5.
- Excellent rebounder at both ends of the court.
- Great straight-line driver.
- Treats practice like games, competing hard and wanting to win drills.
- Focused on increasing skill level to become a consistent perimeter shooter and gain a proficient inside-outside game.
- Transferred from Oklahoma State in fall of 2014. Sat out 2014-15 season due to NCAA transfer rules.
- Led Cowboys in total rebounds and total blocks as a sophomore.
- Spent post-graduate year at IMG Academy in Bradenton, Fla.
- Graduated from Lincoln High School in Brooklyn, N.Y., same school that produced Stephon Marbury, Sebastian Telfair and Lance Stephenson.
- Also played football for two seasons in high school.

- Favorites: Food: Soul food and baked mac & cheese. Movies: Gone in 60 Seconds. TV Show: Family Feud. Pro athlete: LeBron James. Pro Teams: Patriots, Jets, Rockets. Advice received: Life is not a sprint, it is a marathon. Ice cream flavor: Butter pecan. Midnight snack: Peanut butter sandwich. Class at UM: Sign language.
- Biggest fear: Bugs. Why UM: Coach L. Started playing basketball: Age 10.

As a Junior at Miami (2014-15): Sat out due to NCAA transfer rules.

As a Sophomore at Oklahoma State (2013-14): Led Cowboys in total rebounds pulling down 199 for the season, as well as blocks with total of 40, despite missing the season opener vs MVSU ... Eighth in blocks per game (1.3 bpg) and 15th in rebounding in Big 12.

High School: Ranked No. 10 on HoopScoop.com's list of top fifth-year players in 2012 ... Spent post-graduate year at IMG Academy in Bradenton, Fla., and was starting forward for IMG ... Averaged 20 points, 10 rebounds and three assists for team that finished 28-2 against prep schools and was ranked among the top-five nationally ... Graduated from Lincoln High School in Brooklyn, N.Y. -- same school that produced Stephon Marbury, Sebastian Telfair and Lance Stephenson ... Team captain junior and senior seasons under head coach Dwayne Morton ... Averaged 17 points and more than 10 rebounds per game as senior ... Helped lead Railsplitters to PSAL Class-AA title game as senior and Brooklyn regular-season crown and borough title ... Ranked as No. 6 player in state of New York in 2011 according to HoopScoop ... Listed as one of four "standout players" at Super 16 Showcase in Hartford, Conn., in July of 2011 ... Also played football for two seasons in high school ... Recruited by UConn, Miami, Missouri, Louisville, Virginia, Virginia Tech, St. Johns, Rutgers, Florida and Florida State.

Personal: Born Kamari Michael Murphy on Dec. 14, 1993 ... First name pronounced Kuh-mar-EE ... Son of Michael Murphy and Kemel and Kaheem Draper ... Second oldest of six boys: Jacori, Kusamae, Maalik, Mikwan and Kieron ... Will graduate in May with B.A. in sociology ... Enjoys swimming, playing volleyball and football, and playing video games in his spare time.

Murphy Season / Career Highs

Points

Season: 11, vs. Charlotte, 12/5/15
Career: 13 at Virginia Tech, 12/1/12
ACC: 8, vs. Syracuse, 1/2/16

Rebounds

Season: 10, at La Salle, 12/22/15
Career: 13 vs. Oklahoma, 2/15/14
ACC: 8, vs. Syracuse, 1/2/16

Assists

Season: 1 (6x) last vs. Florida State, 1/9/16
Career: 3 (2x) last vs. Robert Morris, 12/30/13
ACC: 1 (2x) last vs. Florida State, 1/9/16

Steals

Season: 1 (3x) last vs. Syracuse, 1/2/16
Career: 3 vs. Texas, 1/8/14
ACC: 1, vs. Syracuse, 1/2/16

Blocked Shots

Season: 3, vs. Charleston, 12/19/15
Career: 4 (3x) last vs. Texas, 1/8/14
ACC: 2, vs. Syracuse, 1/2/16

Field Goals

Season: 5 (2x) last vs. Princeton, 12/29/15
Career: 6 at Virginia Tech, 12/1/12
ACC: 4, vs. Syracuse, 1/2/16

Field Goal Attempts

Season: 8, vs. Charlotte, 12/5/15
Career: 11 vs. Gonzaga, 3/21/14
ACC: 6, vs. Florida State, 1/9/16

Free Throws

Season: 3, vs. Charlotte, 12/5/15
Career: 4 (2x) last vs. Kansas State, 3/3/14
ACC: 1, vs. Florida State, 1/9/16

Free Throw Attempts

Season: 4, vs. Charlotte, 12/5/15
Career: 6 vs. Texas Tech, 1/19/13
ACC: 2, vs. Florida State, 1/9/16

3-Point Field Goals

Season: --
Career: 1 (2x) last vs. Central Ark., 12/16/12
ACC: --

3-Point Field Goal Attempts

Season: 1 (4x) last vs. Princeton, 12/29/15
Career: 1 (8x) last vs. Princeton, 12/29/15
ACC: 1, vs. Florida State, 1/9/16

Foul Disqualifications

Season: --
Career: 12 total
ACC: --

Minutes

Season: 34, vs. Florida, 12/8/15
Career: 41, at Iowa State, 3/8/14
ACC: 27, vs. Florida State, 1/9/16


2012-13					2013-14				
Opposition	P	R	A		Opposition	P	R	A	
UC Davis	7	6	0		Utah Valley	2	6	1	
vs Akron	1	6	0		Arkansas-Pine-Bluff	7	6	0	
vs Tennessee	4	7	1		Memphis	5	7	1	
vs NC State	4	10	1		at USF	0	5	2	
Portland State	9	5	0		vs Purdue	6	6	0	
at Virginia Tech	13	5	1		vs Butler	10	8	2	
USF	8	7	2		vs Memphis	6	6	0	
Missouri State	4	9	2		South Carolina	8	7	0	
Central Arkansas	9	7	1		vs Louisiana Tech	10	3	1	
UT Arlington	2	1	0		Delaware State	5	7	1	
Tennessee Tech	12	5	2		vs Colorado	4	5	0	
Gonzaga	0	1	0		Robert Morris	10	8	3	
at Kansas State	6	1	0		at Kansas State	2	3	1	
TCU	4	6	3		Texas	4	5	1	
at Oklahoma	0	3	0		at West Virginia	7	5	0	
Texas Tech	5	5	2		TCU	8	8	0	
at Baylor	0	0	0		at Kansas	12	1	1	
West Virginia	0	0	0		West Virginia	0	2	0	
Iowa State	0	1	0		at Oklahoma	4	9	2	
Kansas	4	5	1		Baylor	9	5	0	
Baylor	8	4	1		Iowa State	7	6	0	
at Texas	5	6	1		at Texas Tech	4	6	1	
at Texas Tech	4	4	0		at Texas	10	10	0	
Oklahoma	2	4	0		Oklahoma	7	13	1	
Kansas	0	0	0		at Baylor	3	9	2	
at West Virginia	2	2	1		Texas Tech	10	6	2	
at TCU	2	1	0		at TCU	6	11	1	
Texas	1	4	0		Kansas	8	4	0	
at Iowa State	2	2	1		Kansas State	4	6	0	
Kansas State	0	1	0		at Iowa State	6	9	0	
vs Baylor	2	0	1		vs Texas Tech	2	1	0	
vs Kansas State	2	6	0		vs Kansas	6	6	0	
Oregon	4	6	0		vs. Gonzaga	8	8	0	

MURPHY CAREER STATISTICS

OSU	GP			Min.	Avg.	FG	FGA	Pct.	3-Point			FT	FTA	Pct.	Rebounds			PF	FO	Ast.	TO	Blk	Stl	Scoring	
	GP	GS	Min.						FG	FGA	Pct.	FT	FTA	Pct.	Off.	Def.	Tot.	Avg.						Pts.	Avg.
2012-13	33	15	596	18.1	53	115	.461	2	4	.500	18	35	.514	52	78	130	3.9	73	2	21	35	20	8	126	3.8
2013-14	33	21	855	25.9	82	153	.536	0	0	.000	36	63	.571	63	144	207	6.3	113	10	23	38	41	17	200	6.1
Totals	66	36	1451	22.0	135	268	.504	2	4	.500	54	98	.551	115	222	337	5.1	186	12	44	73	61	25	326	4.9

Miami	GP	GS	Min.	Avg.	FG	FGA	Pct.	FG	FGA	Pct.	FT	FTA	Pct.	Off.	Def.	Tot.	Avg.	PF	FO	Ast.	TO	Blk	Stl	Pts.	Avg.
2015-16	11	8	260	23.6	32	60	.533	0	4	.000	7	12	.583	13	51	64	5.8	26	0	7	10	13	3	71	6.5

MURPHY 2015-16		Date	GS	Min	TOTAL			3-PTS			FREE THROWS			REBOUNDS				PF	FO	A	TO	Blk	Stl	Pts	Avg
Opponent					FG	FGA	Pct	3FG	FGA	Pct	FT	FTA	Pct	Off	Def	Tot	Avg								
vs Utah		11-20-15		17	1	4	.250	0	0	.000	0	0	.000	1	0	1	1.0	2	0	1	0	0	1	2	2.0
vs Butler		11-22-15		12	2	3	.667	0	0	.000	1	2	.500	1	3	4	2.5	4	0	0	0	0	5	3.5	
NORTHEASTERN		11-27-15		17	1	2	.500	0	0	.000	0	0	.000	1	5	6	3.7	3	0	0	2	1	0	2	3.0
at Nebraska	*	12-01-15		29	5	6	.833	0	0	.000	0	0	.000	1	4	5	4.0	4	0	0	2	1	0	10	4.8
CHARLOTTE	*	12-05-15		22	4	8	.500	0	0	.000	3	4	.750	1	6	7	4.6	1	0	1	0	2	1	11	6.0
FLORIDA	*	12-08-15		34	3	7	.429	0	1	.000	2	4	.500	2	4	6	4.8	4	0	1	1	1	0	8	6.3
CO. OF CHARLESTON	*	12-19-15		22	2	6	.333	0	1	.000	0	0	.000	0	6	6	5.0	2	0	0	2	3	0	4	6.0
at La Salle	*	12-22-15		25	3	6	.500	0	0	.000	0	0	.000	2	8	10	5.6	2	0	1	0	1	0	6	6.0
PRINCETON	*	12-29-15		30	5	7	.714	0	1	.000	0	0	.000	1	4	5	5.6	0	0	1	1	2	0	10	6.4
SYRACUSE	*	01-02-16		25	4	5	.800	0	0	.000	0	0	.000	2	6	8	5.8	2	0	1	1	2	1	8	6.6
FLORIDA STATE	*	01-09-16		27	2	6	.333	0	1	.000	1	2	.500	1	5	6	5.8	2	0	1	1	0	0	5	6.5



JA'QUAN NEWTON

Sophomore | Guard | 6-2 | 180

Philadelphia, Pa. | Neumann-Goretti HS

0

Newton Season / Career Highs

Points

Season: 20, vs. Charleston, 12/19/15
Career: 20, vs. Charleston, 12/19/15
ACC: 16, at Notre Dame, 1/17/15

Rebounds

Season: 7, vs. Charleston, 12/19/15
Career: 7, vs. Charleston, 12/19/15
ACC: 4 (2x) last vs. Syracuse, 1/2/16

Assists

Season: 6, vs. Charlotte, 12/5/15
Career: 6, vs. Charlotte, 12/5/15
ACC: 5, at Notre Dame, 1/17/15

Steals

Season: 4, vs. Charleston, 12/19/15
Career: 4, vs. Charleston, 12/19/15
ACC: 2, vs. Syracuse, 1/2/16

Blocked Shots

Season: 1 (2x) last vs. Princeton, 12/29/15
Career: 1 (6x) last vs. Princeton, 12/29/15
ACC: 1, at Notre Dame, 1/17/15

Field Goals

Season: 6 (2x) last vs. Florida State, 1/9/16
Career: 6 (3x) last vs. Florida State, 1/9/16
ACC: 6 (2x) last vs. Florida State, 1/9/16

Field Goal Attempts

Season: 12, vs. Butler, 11/22/15
Career: 12, vs. Stanford, 4/2/15
ACC: 10, vs. Florida State, 1/9/16

Free Throws

Season: 9, vs. Charlotte, 12/5/15
Career: 6 (2x) last vs. Syracuse, 1/2/16
ACC: 6, vs. Syracuse, 1/2/16

Free Throw Attempts

Season: 10 (2x) last vs. Syracuse, 1/2/16
Career: 10, vs. Syracuse, 1/2/16
ACC: 10, vs. Syracuse, 1/2/16

3-Point Field Goals

Season: 2, vs. Syracuse, 1/2/16
Career: 2 (2x) last vs. Syracuse, 1/2/16
ACC: 2, vs. Syracuse, 1/2/16

3-Point Field Goal Attempts

Season: 2 (4x) last vs. Syracuse, 1/2/16
Career: 2 (7x) last vs. Syracuse, 1/2/16
ACC: 2 (3x) last vs. Syracuse, 1/2/16

Minutes

Season: 26, vs. Charlotte, 12/5/15
Career: 33, at Pittsburgh, 3/4/15
ACC: 33, at Pittsburgh, 3/4/15

2014-15			
Opposition	P	R	A
Howard	8	0	0
at Florida	5	1	3
vs Drexel	7	1	3
vs Akron	4	0	1
vs Charlotte	3	3	3
at Charlotte	0	0	0
South Alabama	5	1	0
Illinois	0	2	1
Green Bay	0	0	0
Savannah State	2	0	0
Eastern Kentucky	2	2	3
vs Providence	3	0	1
Charleston	6	0	0
Virginia	0	1	1
at Duke	4	2	3
at Notre Dame	16	2	5
NC State	0	0	1
at Syracuse	3	0	0
Georgia Tech	3	0	0
at Florida State	2	0	1
Louisville	3	1	1
Clemson	1	1	1
at Wake Forest	5	0	2
at Boston College	0	0	0
Virginia Tech	0	0	1
North Carolina	10	1	4
at Pittsburgh	4	3	1
at Virginia Tech	8	4	3
vs Virginia Tech	0	3	0
vs Notre Dame	0	0	0
Alabama	1	1	2
at Richmond	11	5	2
vs Temple	9	4	2
vs Stanford	10	5	2

- First name pronounced Juh-Quan.
- Competitor with a real feel for the game. Fearless and relentless. Passionate and energetic.
- Knack for getting in the lane off the dribble, then makes good decisions in the lane: floater, pass, dribble.
- Improved defensively and can play multiple positions, on and off of the ball.
- Getting stronger daily.
- Tremendous ability to finish 8-feet and in. Working to become a better 3-point shooter.
- Ranked No. 58 in ESPN's Top 100.
- Ranked No. 1 in the state and is the 12th-best PG in the country by ESPN.
- Scored 1,972 career points in high school.
- Leading scorer in both the history of the Catholic School League in Philadelphia and in Neumann-Goretti history. Owns three PIAA state titles.
- Mother passed away March 2014 after three-year battle with breast cancer, one day prior to state championship game in which Newton scored 33 points.
- Played on Cherrashore Playground basketball court at 10th and Olney in Philadelphia. Played in the Chosen League.
- Father, Joe Newton, was NABC Division II national player of the year out of the University of Central Oklahoma.

- Favorites: Food: Fried chicken. Movie: Friday. Pro athlete: LeBron James. Subject in school: Math. Ice cream flavor: Vanilla. Cartoon: Tom and Jerry. Player when I was a kid: Allen Iverson.
- Why UM: Style of play and city of Miami. Ideal job after hoops: Coach.

As a Freshman (2014-15): Started three games, playing in 34, as a true freshman ... Scored in double digits four times ... Dished at least three assists eight times ... Grabbed 14 rebounds in last three games after just 29 boards the first 31 outings ... In ACC play averaged 3.9 points, 1.6 assists, 1.0 rebounds in 13.5 minutes per game ... In four NIT games, averaged 7.8 points, 3.8 rebounds, 2.0 assists in 22.3 minutes ... Missed game vs. NC Central due to injury ... Against Stanford in NIT championship game, knocked down two of four total 3-pointers for season.

High School: Ranked No. 58 in ESPN's Top 100 ... Ranked No. 1 in the state and is the 12th-best PG in the country by ESPN ... Catholic League MVP ... All-Catholic League First Team ... Led team with 21.7 points per game ... Scored 1,972 career points in high school ... Guided the Saints to 22-4 record and sixth-straight Catholic League Championship ... Scored 15 of his 23 points in second half to seal the victory ... Started four-straight years in Catholic League Championship game ... Leading scorer in both the history of the Catholic School League in Philadelphia and in Neumann-Goretti history ... Secured a double-double with 14 points and 10 rebounds in first round of the Pennsylvania Interscholastic Athletic Association playoffs ... Scored 33 points and go-ahead bucket in overtime to win PIAA Class AAA Championship ... Consensus Top 60 player ... Averaged 18.0 points as a junior.

Personal: Born Ja'Quan Naasir Newton on August 23, 1995 in Philadelphia ... First name pronounced Juh-Quan ... Son of the late Lisa Brown, and Joe Newton, the NABC Division II national player of the year out of the University of Central Oklahoma ... Brother to Cary Rudd and Miing Newton ... Mother passed away March 2014 after three-year battle with breast cancer, one day prior to state championship game in which Newton scored 33 points ... NBA Top 100 Camp ... LeBron James Skills Academy ... Played AAU ball for Team Final, the same squad as Miami teammate Davon Reed ... Also recruited by UCLA, Texas A&M and Minnesota ... Undeclared arts and sciences major.

NEWTON CAREER STATISTICS

Season	GP	GS	Min.	Avg.	FG			3-Point			Free Throws			Rebounds			Scoring		
					FG	FGA	Pct.	FG	FGA	Pct.	FT	FTA	Pct.	Off.	Def.	Tot.	Avg.	PF	FO
2014-15	34	3	459	13.5	45	111	.405	4	10	.400	41	64	.641	8	35	43	1.3	34	0
2015-16	14	1	303	21.6	54	103	.524	5	14	.357	56	75	.747	4	29	33	2.4	19	0
TOTAL	48	4	762	15.9	99	214	.463	9	24	.375	97	139	.698	12	64	76	1.6	53	0

NEWTON 2015-16

Opponent	Date	GS	Min	FG	FGA	Pct	3FG	FGA	Pct	FT	FTA	Pct	Off	Def	Tot	Avg	PF	FO	A	TO	Blk	Stl	Pts	Avg
UTRGV	11-13-15	23	3	6	.500	0	1	.000	5	7	.714	0	2	2	2.0	0	0	1	3	0	1	11	11.0	
LOUISIANA	11-16-15	15	5	6	.833	0	0	.000	1	2	.500	0	0	0	1.0	1	0	5	2	0	0	11	11.0	
vs Mississippi State	11-19-15	24	5	10	.500	0	2	.000	5	8	.625	0	2	2	1.3	2	0	5	2	0	2	15	12.3	
vs Utah	11-20-15	22	1	8	.125	0	0	.000	3	4	.750	0	1	1	1.3	1	0	1	1	0	1	5	10.5	
vs Butler	11-22-15	23	5	12	.417	0	1	.000	7	8	.875	0	1	1	1.2	1	0	3	1	1	2	17	11.8	
NORTHEASTERN	11-27-15	20	5	7	.714	1	1	1.000	2	3	.667	1	1	2	1.3	4	0	1	2	0	1	13	12.0	
at Nebraska	12-01-15	20	3	6	.500	0	2	.000	4	5	.800	0	2	2	1.4	1	0	2	2	0	0	10	11.7	
CHARLOTTE	12-05-15	*	26	2	5	.400	1	2	.500	9	10	.900	0	4	4	1.8	1	0	6	1	0	0	14	12.0
FLORIDA	12-08-15	19	0	2	.000	0	0	.000	3	4	.750	0	1	1	1.7	1	0	3	3	0	0	3	11.0	
CO. OF CHARLESTON	12-19-15	23	6	8	.750	1	2	.500	7	9	.778	1	6	7	2.2	1	0	2	3	0	4	20	11.9	
at La Salle	12-22-15	21	5	10	.500	0	0	.000	0	1	.000	0	2	2	2.2	0	0	3	1	0	1	10	11.7	
PRINCETON	12-29-15	22	5	8	.625	0	0	.000	3	3	1.000	1	3	4	2.3	1	0	4	1	1	0	13	11.8	
SYRACUSE	01-02-16	24	3	5	.600	2	2	1.000	6	10	.600	1	3	4	2.5	3	0	2	2	0	2	14	12.0	
FLORIDA STATE	01-09-16	21	6	10	.600	0	1	.000	1	1	1.000	0	1	1	2.4	2	0	4	2	0	1	13	12.1	



JAMES PALMER

Sophomore | Guard | 6-5 | 202

Washington, D.C. | St. John's College HS

12

Palmer Season / Career Highs

Points

Season: 14, vs. Mississippi State, 11/19
Career: 17, at Virginia Tech, 3/7/15
ACC: 17, at Virginia Tech, 3/7/15

Rebounds

Season: 6, vs. UTRGV, 11/13/15
Career: 6, vs. UTRGV, 11/13/15
ACC: 4, at Virginia Tech, 3/7/15

Assists

Season: 3, vs. UTRGV, 11/13/15
Career: 3 (4x) last vs. UTRGV, 11/13/15
ACC: 3, vs. Virginia Tech, 2/18/15

Steals

Season: 1 (4x) last vs. Florida State, 1/9/16
Career: 1 (9x) last vs. Florida State, 1/9/16
ACC: 1 (2x) last vs. Florida State, 1/9/16

Blocked Shots

Season: 1, vs. Charlotte, 12/5/15
Career: 1 (10x) last vs. Charlotte, 12/5/15
ACC: 1 (2x) last at Louisville, 2/21/15

Field Goals

Season: 6, vs. Mississippi State, 11/19
Career: 5 (2x) last at Virginia Tech, 3/7/15
ACC: 5, at Virginia Tech, 3/7/15

Field Goal Attempts

Season: 9, vs. Mississippi State, 11/19
Career: 10, at Virginia Tech, 3/7/15
ACC: 10, at Virginia Tech, 3/7/15

Free Throws

Season: 3 (2x) last at La Salle, 12/22/15
Career: 3 (3x) last at La Salle, 12/22/15
ACC: 3, at Notre Dame, 1/17/15

Free Throw Attempts

Season: 4 (2x) last at La Salle, 12/22/15
Career: 4 (3x) last at La Salle, 12/22/15
ACC: 4, at Notre Dame, 1/17/15

3-Point Field Goals

Season: 2 (3x) last vs. Mississippi State, 11/19
Career: 5, at Virginia Tech, 3/7/15
ACC: 5, at Virginia Tech, 3/7/15

3-Point Field Goal Attempts

Season: 4, vs. UTRGV, 11/13/15
Career: 5 (3x) last at Virginia Tech, 3/7/15
ACC: 5 (2x) last at Virginia Tech, 3/7/15

Minutes

Season: 26, vs. Charlotte, 12/5/15
Career: 27 (2x) last at Virginia Tech, 3/7/15
ACC: 27, at Virginia Tech, 3/7/15

2014-15			
Opposition	P	R	A
Howard	6	2	2
at Florida	10	0	0
vs Drexel	6	0	0
vs Akron	8	3	0
vs Charlotte	12	2	1
at Charlotte	3	2	0
South Alabama	6	4	3
Illinois	0	0	0
Green Bay	0	0	2
Savannah State	2	1	0
Eastern Kentucky	0	1	0
vs Providence	0	0	2
Charleston	5	2	3
Virginia	0	0	1
Boston College	0	0	0
at Duke	2	2	0
at Notre Dame	11	1	0
NC State	7	0	0
at Syracuse	2	1	1
Georgia Tech	6	2	0
at Florida State	0	1	0
Louisville	3	1	0
Clemson	2	3	0
at Wake Forest	6	3	1
at Boston College	2	3	0
Virginia Tech	8	3	3
at Louisville	0	0	0
Florida State	0	0	0
North Carolina	0	0	0
at Pittsburgh	0	0	0
at Virginia Tech	17	4	1
vs Virginia Tech	2	3	1
vs Notre Dame	2	2	1
NC Central	0	2	1
Alabama	2	0	2
at Richmond	2	1	0
vs Temple	4	4	0
vs Stanford	6	1	0

- Intelligent with a high basketball IQ after playing at a high level in high school and AAU due to good coaching.
- Good body size and is maturing physically and growing into his long limbs.
- Can play positions 1-4.
- Makes tough left- and right-handed layups.
- Good pull-up jumper and can make 3-pointers.
- Enjoys life and has a good sense of humor.
- In Spain in August 2014, shot team best 68 percent from the floor and hit 57 percent (8-15) from distance en route to 11.5 ppg.
- Ranked No. 1 player in the D.C. region, by ESPN.
- Played AAU ball for Team Takeover.

- Favorites: Food: Shrimp. Movie: Next Friday. TV Show: Martin. Pro athlete: Jamal Crawford. Pro Sports Team: Cowboys.
- Midnight snack: Honey Bun, fruit snacks. Class at UM: Acting. Ice cream: Cookies and cream.
- Best advice received: Stay humble, stay hungry. Why UM: Great coaches, playing style and weather. Started playing basketball: Age 7.

As a Freshman (2014-15): Season: Started five of 38 games played ... One of only three Canes to play all 38 games ... Knocked down 5-of-5 from 3-point range at Virginia Tech on his way to season-high 17 points ... Scored in double digits four times ... Hit multiple 3-pointers nine times, including the first five games ... Notched 3-pointer in 11 outings.

High School: Ranked No. 1 player in the D.C. region, by ESPN ... Senior year averaged team-high 15.7 points per game ... Played in D.C. State Athletic Association semifinal ... Led Cadets to 27-4 record ... Helped squad to a 20-win season by averaging 12 points, five rebounds and two assists as a junior ... First team all-conference ... Team captain ... Coached by Sean McAloon at St. John's College HS.

Personal: Born James Alfred Palmer, Jr., on July 31, 1996 in Washington, D.C. ... Son of Diane McFadden and the late James Palmer, Sr. ... Brother to Tijree and Tijisha ... Played AAU ball for Team Takeover ... Also recruited by Memphis, Wake Forest, Rutgers, Cincinnati and Maryland ... Undeclared arts and sciences major.

PALMER CAREER STATISTICS

Season	GP	GS	Min.	Avg.	FG	FGA	Pct.	FG	FGA	Pct.	FT	FTA	Pct.	Off.	Def.	Tot.	Avg.	PF	FO	Ast.	TO	Blk	Stl	Pts.	Avg.
2014-15	38	5	504	13.3	52	126	.413	23	63	.365	15	23	.652	14	40	54	1.4	28	0	25	28	9	5	142	3.7
2015-16	14	0	191	13.6	22	56	.393	8	22	.364	8	14	.571	6	21	27	1.9	9	0	14	9	1	4	60	4.3
TOTAL	52	5	695	13.4	74	182	.407	31	85	.365	23	37	.622	20	61	81	1.6	37	0	39	37	10	9	202	3.9

PALMER 2015-16

Opponent	Date	GS	Min	TOTAL			3-PTS			FREE THROWS			REBOUNDS				PF	FO	A	TO	Blk	Stl	Pts	Avg
				FG	FGA	Pct	3FG	FGA	Pct	FT	FTA	Pct	Off	Def	Tot	Avg								
UTRGV	11-13-15		23	3	7	.429	2	4	.500	3	4	.750	1	5	6	6.0	0	0	3	0	0	0	11	11.0
LOUISIANA	11-16-15		11	0	2	.000	0	0	.000	0	0	.000	1	1	2	4.0	1	0	0	0	0	0	0	5.5
vs Mississippi State	11-19-15		21	6	9	.667	2	3	.667	0	2	.000	0	2	2	3.3	0	0	1	0	0	0	14	8.3
vs Utah	11-20-15		15	2	2	1.000	2	2	1.000	0	0	.000	0	1	1	2.8	1	0	2	1	0	0	6	7.8
vs Butler	11-22-15		11	1	2	.500	0	1	.000	0	0	.000	0	1	1	2.4	2	0	1	0	0	0	2	6.6
NORTHEASTERN	11-27-15		9	1	5	.200	0	1	.000	0	0	.000	0	0	0	2.0	0	0	1	0	0	0	2	5.8
at Nebraska	12-01-15		3	0	0	.000	0	0	.000	0	0	.000	0	0	0	1.7	1	0	0	0	0	0	0	5.0
CHARLOTTE	12-05-15		26	3	8	.375	0	1	.000	1	1	1.000	0	3	3	1.9	0	0	1	2	1	1	7	5.3
FLORIDA	12-08-15		10	0	3	.000	0	1	.000	0	0	.000	1	0	1	1.8	0	0	1	0	0	0	0	4.7
CO. OF CHARLESTON	12-19-15		19	2	4	.500	0	2	.000	0	2	.000	0	2	2	1.8	0	0	1	2	0	1	4	4.6
at La Salle	12-22-15		22	1	6	.167	1	3	.333	3	4	.750	1	1	2	1.8	3	0	1	2	0	1	6	4.7
PRINCETON	12-29-15		9	2	4	.500	1	3	.333	0	0	.000	1	3	4	2.0	1	0	1	1	0	0	5	4.8
SYRACUSE	01-02-16		8	1	3	.333	0	1	.000	1	1	1.000	1	1	2	2.0	0	0	1	0	0	0	3	4.6
FLORIDA STATE	01-09-16		4	0	1	.000	0	0	.000	0	0	.000	0	1	1	1.9	0	0	0	1	0	1	0	4.3



DAVON REED

Junior | Guard | 6-6 | 210

Ewing, N.J. | Princeton Day School

5

Reed Season / Career Highs

Points

Season: 19 (2x) last vs. Northeastern, 11/28/15
Career: 19 (6x) last vs. Northeastern, 11/28/15
ACC: 19 (4x) last vs. Louisiana, 11/16/15

Rebounds

Season: 9, vs. Princeton, 12/29/15
Career: 12, at Richmond, 3/24/15
ACC: 8, vs. Florida State, 2/25/15

Assists

Season: 4, vs. Northeastern, 11/28/15
Career: 7, vs. Loyola, 12/30/13
ACC: 5, vs. Virginia Tech, 2/18/15

Steals

Season: 3, vs. Florida, 12/8/15
Career: 5, at Wake Forest, 2/11/15
ACC: 5, at Wake Forest, 2/11/15

Blocked Shots

Season: 2, vs. Florida, 12/8/15
Career: 3, vs. Temple, 3/31/15
ACC: 2, at Virginia Tech, 3/7/15

Field Goals

Season: 7, vs. Northeastern, 11/28/15
Career: 7 (4x) last vs. Northeastern, 11/28/15
ACC: 7 (2x) last at Pittsburgh, 3/4/15

Field Goal Attempts

Season: 11 (2x) last vs. Princeton, 12/29/15
Career: 13, at Wake Forest, 2/11/15
ACC: 13, at Wake Forest, 2/11/15

Free Throws

Season: 6, vs. UTRGV, 11/13/15
Career: 9, vs. Alabama, 3/21/15
ACC: 6, vs. Florida State, 2/25/15

Free Throw Attempts

Season: 9, vs. UTRGV, 11/13/15
Career: 14, vs. Alabama, 3/21/15
ACC: 6 (2x) last vs. Florida State, 2/25/15

3-Point Field Goals

Season: 4, vs. Louisiana, 11/16/15
Career: 5 (2x) last vs. Louisville, 2/3/15
ACC: 5, vs. Louisville, 2/3/15

3-Point Field Goal Attempts

Season: 6, at Nebraska, 12/1/15
Career: 8, vs. Arizona State, 12/1/13
ACC: 8, at Wake Forest, 2/11/15

Minutes

Season: 34, vs. Northeastern, 11/28/15
Career: 45, at Boston College, 2/16/15
ACC: 45, at Boston College, 2/16/15

NIT All-Tournament Team, 2015

All-ACC Academic Men's Basketball Team, 2015

- Focused. Structured. Determined. Competitive. Student of the game. Will do whatever it takes to win.
- A 3 guard who played out of position at the point his freshman season for Miami.
- Can guard multiple positions, has long arms and a fierce tenacity.
- Mostly a catch-and-shoot guy. Working on game off the bounce.
- Improved both his ability to attack the basket and his layup-making skills.
- Good student. Professional approach to life and everything he does. Mature for his age.
- Missed only eight games as a sophomore after quickly rehabbing knee injury that could have sidelined him for season.
- Improved bench 175 to 250 pounds in four months as a freshman.
- Four-star swingman listed as a Top 100 player (No. 97) by Rivals.com and No. 78 in Class of 2013 by ESPN.
- Third-best talent in New Jersey and 18th best nationally at shooting guard, according to ESPN.com.
- Kevin Durant Skills Academy. McDonald's All-American candidate.
- 2,000 point scorer. Averaged 24 points and 10 rebounds as a senior.
- Youth Role Model Award from Join-Effort Princeton for both dedication to his community and excellence in his personal life.

- Favorites: Food: Chicken marsala. Movie: I am Legend. Book: Great Gatsby. Pro athlete: LeBron James. Quote: Dreams don't work unless you do. Subject in school: Science. Class at UM: Marketing & professional selling. Ice cream flavor: Chocolate chip cookie dough. Cereal: Captain Crunch with crunch berries. TV Show: Game of Thrones. Musical Artist: J. Cole. Best advice received: Do what makes you happy. Why UM: ACC basketball, Coach L and sunny south Florida. Started playing basketball: Age 5.

As a Sophomore (2014-15): Started 21-straight games after missing the first eight with injury then coming off the bench his first eight outings ... Improved from 2.4 ppg and 2.4 rpg in five non-conference games to 9.2 ppg and 3.6 rpg in ACC play ... Improved shooting from 27.3 FG percent and 16.7 3FG percent in non-conference games to 54.8 FG percent and 52.7 3FG percent in ACC action ... Scored in double digits 12 times ... Hit multiple 3-pointers in 11 games ... Notched 3-pointer in 19 games, including nine-straight outings Jan. 17-Feb. 16 ... In two ACC Tournament games, averaged 8.0 points, 5.0 rebounds, 1.0 assists, 1.0 steals in 33.0 minutes ... In five NIT games averaged 10.8 points, 7.0 rebounds, 3.8 assists, 1.0 blocks in 34.6 minutes.

As a Freshman (2013-14): Started 10 of 33 games ... Started four of 18 ACC games ... In ACC play averaged 4.8 points and 1.5 rebounds in 15.9 minutes ... Notched 3-pointer in 13-straight games from 11/11 to 1/4.

High School: Four-star swingman listed as a Top 100 player (No. 97) by Rivals.com and No. 78 in the Class of 2013 by ESPN ... Third-best talent in New Jersey and 18th best nationally at the shooting guard position, according to ESPN.com ... Rivals ranked him as 24th among shooting guards ... Kevin Durant Skills Academy ... 2,000 point scorer ... Averaged 24 points and 10 rebounds as a senior ... McDonald's All-American candidate ... Prep B Player of the Year in New Jersey ... All-area player of the year twice ... Averaged 27 points and nine rebounds per game for Princeton Day School junior season ... Coached by Paris McClean ... Youth Role Model Award from Join-Effort Princeton for both dedication to his community and excellence in personal life.

Personal: Name is pronounced Day-von ... Born Davon Malcolm Reed on June 11, 1995 ... Son of David and Rose Reed ... Brother to Miles ... Majoring in sports administration ... Played AAU ball with Team Final ... Chose Miami over offers from Wake Forest, Cincinnati, Xavier and Memphis ... Student-Athlete Advisory Committee representative at UM ... Book Buster (3.0 semester GPA) ... Athletic Director's Honor Roll (3.2 semester GPA) ... Dean's List (3.5 semester GPA) ... ACC Honor Roll.

REED CAREER STATISTICS

Season	GP	GS	Min.	Avg.	FG	FGA	Pct.	3-Point FG	3-Point FGA	3-Point Pct.	Free Throws FT	Free Throws FTA	Free Throws Pct.	Off.	Def.	Tot.	Avg.	PF	FO	Ast.	TO	Blk	Stl	Pts.	Avg.
2013-14	33	10	683	20.7	71	207	.343	40	112	.357	35	53	.660	12	43	55	1.7	55	0	38	44	4	16	217	6.6
2014-15	30	21	824	27.5	77	164	.470	37	81	.457	56	77	.727	25	96	121	4.0	68	1	57	32	13	27	247	8.2
2015-16	14	14	356	25.4	41	97	.423	15	44	.341	46	59	.780	6	57	63	4.5	31	0	18	23	5	9	143	10.2
TOTAL	77	45	1863	24.2	189	468	.404	92	237	.388	137	189	.725	43	196	239	3.1	154	1	113	99	22	52	607	7.9

REED 2015-16

Opponent	Date	GS	Min	TOTAL FG	TOTAL FGA	TOTAL Pct	3-PTS 3FG	3-PTS FGA	3-PTS Pct	FREE THROWS FT	FREE THROWS FTA	FREE THROWS Pct	REBOUNDS Off	REBOUNDS Def	Tot	Avg	PF	FO	A	TO	Blk	Stl	Pts	Avg
UTRGV	11-13-15	*	24	4	11	.364	0	4	.000	6	9	.667	1	2	3	3.0	3	0	0	0	0	1	14	14.0
LOUISIANA	11-16-15	*	32	6	8	.750	4	5	.800	3	4	.750	0	4	4	3.5	3	0	1	2	1	1	19	16.5
vs Mississippi State	11-19-15	*	18	1	2	.500	1	1	1.000	5	5	1.000	0	3	3	3.3	4	0	1	2	0	0	8	13.7
vs Utah	11-20-15	*	23	2	6	.333	0	1	.000	2	4	.500	0	4	4	3.5	2	0	1	1	0	1	6	11.8
vs Butler	11-22-15	*	30	1	3	.333	1	1	1.000	4	4	1.000	1	4	5	3.8	3	0	3	2	0	0	7	10.8
NORTHEASTERN	11-27-15	*	34	7	10	.700	2	5	.400	3	3	1.000	1	6	7	4.3	3	0	4	2	1	1	19	12.2
at Nebraska	12-01-15	*	32	1	10	.100	1	6	.167	5	6	.833	1	3	4	4.3	2	0	0	1	0	0	8	11.6
CHARLOTTE	12-05-15	*	17	4	5	.800	0	0	.000	4	4	1.000	0	5	5	4.4	3	0	2	2	0	0	12	11.6
FLORIDA	12-08-15	*	27	2	8	.250	1	4	.250	0	0	.000	0	4	4	4.3	2	0	0	2	2	3	5	10.9
CO. OF CHARLESTON	12-19-15	*	21	2	5	.400	2	4	.500	3	4	.750	0	0	0	3.9	2	0	1	0	0	0	9	10.7
at La Salle	12-22-15	*	21	2	5	.400	0	2	.000	3	4	.750	0	6	6	4.1	2	0	2	0	1	0	7	10.4
PRINCETON	12-29-15	*	30	5	11	.455	0	2	.000	3	5	.600	1	8	9	4.5	0	0	0	2	0	1	13	10.6
SYRACUSE	01-02-16	*	21	1	7	.143	0	4	.000	2	3	.667	1	4	5	4.5	1	0	1	2	0	0	4	10.1
FLORIDA STATE	01-09-16	*	26	3	6	.500	3	5	.600	3	4	.750	0	4	4	4.5	1	0	2	5	0	1	12	10.2



ANGEL RODRIGUEZ

Redshirt Senior | Guard | 5-11 | 185

Cupey, P.R. | Kansas State | Dr. Krop HS (Miami, Fla.)

13

Rodriguez Season / Career Highs

Points

Season: 19, vs. Butler, 11/22/15
Career: 25 (2x) last vs. Florida State, 2/25/15
ACC: 25 (2x) last vs. Florida State, 2/25/15

Rebounds

Season: 5, vs. Louisiana, 11/16/15
Career: 8, vs. Akron, 11/21/14
ACC: 4 (5x) last vs. Florida State, 2/25/15

Assists

Season: 7, vs. UTRGV, 11/13/15
Career: 10 (2x) last vs. TCU, 2013
ACC: 8, at Syracuse, 1/24/15

Steals

Season: 6, vs. Syracuse, 1/2/16
Career: 6, vs. Syracuse, 1/2/16
ACC: 6, vs. Syracuse, 1/2/16

Blocked Shots

Season: 2, vs. Syracuse, 1/2/16
Career: 2 (3x) last vs. Syracuse, 1/2/16
ACC: 2, vs. Syracuse, 1/2/16

Field Goals

Season: 6, vs. Butler, 11/22/15
Career: 8 (3x) last vs. Florida State, 2/25/15
ACC: 8 (2x) last vs. Florida State, 2/25/15

Field Goal Attempts

Season: 11 (3x) last at Nebraska, 12/1/15
Career: 22, vs. Virginia, 01/03/15
ACC: 22, vs. Virginia, 01/03/15

Free Throws

Season: 8, vs. Louisiana, 11/16/15
Career: 10, vs. Virginia, 01/03/15
ACC: 10, vs. Virginia, 01/03/15

Free Throw Attempts

Season: 11, vs. Louisiana, 11/16/15
Career: 12 (2x) last vs. Florida State, 2/25/15
ACC: 12 (2x) last vs. Florida State, 2/25/15

3-Point Field Goals

Season: 3 (2x) last vs. Florida, 12/8/15
Career: 5, (3x) last at Florida, 11/17/14
ACC: 4, at Duke, 1/13/15

3-Point Field Goal Attempts

Season: 7 (2x) last vs. Syracuse, 1/2/16
Career: 10, vs. TCU, 3/5/13
ACC: 9, at Syracuse, 1/24/15

Minutes

Season: 36, at Nebraska, 12/1/15
Career: 44, vs. Virginia, 01/03/15
ACC: 44, vs. Virginia, 01/03/15

Puerto Rico Tip-Off Most Valuable Player, 2015

ACSM AII-ACC Team, H.M., 2015

Bob Cousy Collegiate PG of the Year Award Preseason Watch List, 2015

Oscar Robertson Trophy Preseason Watch List, 2015

ACC Player of the Week - Nov. 24, 2014

Gildan Charleston Classic Most Valuable Player, 2014

NABC District 8 Second Team

All-Big 12 Second Team

Big 12 All-Defensive Team

Phillips 66 All-Championship Team

Big 12 Co-Champions

Phillips 66 Co-Big 12 Player of the Week (Feb. 18)

- Floor general. Vocal & physical leader. High energy. Quick side-to-side.
- Ultra competitive. A bulldog. Very physical. Will use his strength on defense and to go to the rim.
- Wants ball in hands at end of game. Big shot maker.
- Defensive mindset. Takes pride in his D.
- Makes an array of layups, floaters and pull-up jumpers.
- Gets the best out of others. Creates for teammates, scores off dribble.
- Transferred from Kansas State in fall of 2013, sitting out 2013-14 due to NCAA transfer rules.
- As a sophomore at K-State (2012-13): NABC District 8 second team. All-Big 12 Second Team. Big 12 All-Defensive Team. Phillips 66 All-Championship Team. Big 12 Co-Champions.
- Ranked third in Big 12 in assists, fourth in steals and fifth in assist-to-turnover ratio during his sophomore season in 2012-13.
- Born in San Juan, Puerto Rico. First language is Spanish. Left Puerto Rico at age 15 to come to U.S. to play basketball. Transferred to Miami to be closer to home so his mother can watch his games.
- Despite baseball being a pastime in Puerto Rico, never played because action was too slow.

"Coming to Miami was the best decision I ever made in my life. There are just so many positive things ever since I came here. I got healthy. I met the great staff that we have, from top to bottom. I'm close to my family. I see my friends. I have a life other than basketball. So my mind is not just stuck in basketball. I kind of get my time to relax. I'm from Puerto Rico, I get to go to the beach and kind of feel like I'm at home, too. And at the same time it motivates me to get to be close to my family because it's something I don't want to take for granted any more. I'm enjoying every single moment that I spend with them. It motivates me to do good, and make them proud, because finally they're going to see me at the games."

As a Redshirt Junior (2014-15): Final 2015 NCAA rankings: No. 58 steals per game; No. 63 total steals. **Among ACC players in all games:** No. 3 steals (1.8) ... Among ACC players in league games only: No. 6 assists (4.3), No. 7 steals (1.6), No. 8 free throw percentage (76.5). **Season:** Started 29 of 32 games played, missing six outings due to injury ... Scored in double digits 18 games ... Dished four-or-more assists 19 times, six-or-more six times ... Hit multiple 3-pointers 12 times, and four-or-more in four times ... Notched 3-pointer in 24 games, and first 10 outings.

As a Junior (2013-14): Transferred from Kansas State ... Sat out season due to NCAA transfer rules.

High School: No. 4 prospect in state of Florida by FloridaHoops.com... A three-year letterman at Dr. Michael Krop High School in Miami, Fla. ... Averaged 23 points and six assists as a senior ... Named first team All-Class 6A by Florida Association of Basketball Coaches (FABC) ... All-Dade County team by *Miami Herald* ... Had steal and game-winning basket in a 57-55 win over Hialeah-Miami Lakes and future Kansas State teammate Adrian Diaz to capture District 13-6A title ... Posted 32 points against Carol City (2/10/11) in District 13-6A semifinals ... Helped Lightning to a 26-6 record and its first trip to Class 6A state final four as a junior in 2009-10 ... Averaged 20.9 points, seven assists and 3.9 rebounds as a junior... *Miami Herald's* 2009-10 Class 6A Player of the Year ... First team all-state... Second team All-Florida (all classifications) ... First team All-Class 6A by FloridaHoops.com as a junior ... Collected a team-high 23 points and eight rebounds in loss to Orlando Dr. Phillips in state semifinals ... Posted 39 points in Regional Final win over Columbus ... Scored 38 points in a win over Arlington Country Day ... Led team in scoring and assists as a sophomore en route to guiding Lightning to district title ... First team All-Dade County by *Miami Herald* ... Injured knee during summer after senior year of high school ... Coached by Marcos "Shakey" Rodriguez.

Personal: Angel Daniel Rodriguez Tricoche was born Dec. 5, 1992, in San Juan, Puerto Rico ... Left Puerto Rico at age 15 to come to U.S. to play basketball ... Mother is Jacqueline Tricoche ... Has two younger brothers, Luis Rivera and Yaniel Rivera... Cousin, Javi Gonzalez, played four seasons (2007-11) at NC State ... Received scholarship offers from Louisville, Florida and N.C. State ... Will graduate in December 2015 with B.S. Ed. in sports administration ... Enjoys singing and watching reality TV.

RODRIGUEZ CAREER STATISTICS

K-State	GP	GS	Min.	Avg.	FG	FGA	Pct.	3-Point	3-Point	Pct.	Free Throws	Free Throws	Pct.	Rebounds	Rebounds	Def.	Tot.	Avg.	PF	FO	Ast.	TO	Blk	Stl	Pts.	Avg.
2011-12	32	7	694	21.7	80	222	.360	32	101	.317	73	106	.689	18	61	79	2.5	89	4	101	85	1	41	265	8.3	
2012-13	33	33	930	28.2	115	319	.361	55	160	.344	90	109	.826	18	51	69	2.1	70	1	173	78	0	50	375	11.4	
Totals	65	40	1,624	25.0	195	541	.360	87	261	.333	163	215	.758	36	112	148	2.3	159	5	274	163	1	91	640	9.8	

Miami	GP	GS	Min.	Avg.	FG	FGA	Pct.	3-Point	3-Point	Pct.	Free Throws	Free Throws	Pct.	Rebounds	Rebounds	Def.	Tot.	Avg.	PF	FO	Ast.	TO	Blk	Stl	Pts.	Avg.
2014-15	32	29	906	28.3	110	326	.337	48	158	.304	114	153	.745	14	61	75	2.3	89	6	126	74	9	59	382	11.9	
2015-16	14	14	390	27.9	49	121	.405	19	66	.288	42	52	.808	7	22	29	2.1	36	1	53	36	4	23	159	11.4	
TOTAL	46	43	1,296	28.2	159	447	.356	67	224	.299	156	205	.761	21	83	104	2.3	125	7	179	110	13	82	541	11.8	

RODRIGUEZ 2015-16

Opponent	Date	GS	Min	FG	FGA	Pct	3FG	FGA	Pct	FTL	FTA	Pct	Off	Def	Tot	Avg	PF	FO	A	TO	Blk	Stl	Pts	Avg
UTRGV	11-13-15	*	32	2	10	.200	1	7	.143	0	1	.000	1	1	2	2.0	1	0	7	0	0	2	5	5.0
LOUISIANA	11-16-15	*	31	4	11	.364	2	6	.333	8	11	.727	3	2	5	3.5	3	0	4	2	1	0	18	11.5
vs Mississippi State	11-19-15	*	24	4	6	.667	2	3	.667	1	2	.500	1	2	3	3.3	3	0	5	2	0	0	11	11.3
vs Utah	11-20-15	*	25	3	8	.375	1	3	.333	4	4	1.000	0	2	2	3.0	2	0	4	1	0	3	11	11.3
vs Butler	11-22-15	*	29	6	10	.600	3	6	.500	4	4	1.000	0	1	1	2.6	3	0	3	4	0	3	19	12.8
NORTHEASTERN	11-27-15	*	32	5	11	.455	1	4	.250	1	1	1.000	0	0	0	2.2	4	0	6	3	0	1	12	12.7
at Nebraska	12-01-15	*	36	5	11	.455	2	5	.400	3	4	.750	0	4	4	2.4	1	0	4	4	1	3	15	13.0
CHARLOTTE	12-05-15	*	21	2	6	.333	1	4	.250	3	3	1.000	0	1	1	2.3	0	0	1	2	0	1	8	12.4
FLORIDA	12-08-15	*	29	5	8	.625	3	5	.600	4	4	1.000	0	3	3	2.3	3	0	2	2	0	3	17	12.9
CO. OF CHARLESTON	12-19-15	*	25	3	8	.375	1	4	.250	2	4	.500	0	2	2	2.3	2	0	5	5	0	0	9	12.5
at La Salle	12-22-15	*	19	2	8	.250	0	3	.000	7	8	.875	1	0	1	2.2	2	0	1	1	0	0	11	12.4
PRINCETON	12-29-15	*	28	5	7	.714	2	3	.667	2	2	1.000	0	2	2	2.2	3	0	5	3	0	1	14	12.5
SYRACUSE	01-02-16	*	28	1	9	.111	0	7	.000	1	1	1.000	1	2	3	2.2	4	0	4	5	2	6	3	11.8
FLORIDA STATE	01-09-16	*	31	2	8	.250	0	6	.000	2	3	.667	0	0	0	2.1	5	1	2	2	0	0	6	11.4



MIKE ROBINSON

Freshman | Guard | 5-10 | 170

New Britain, Conn. | New Britain HS

20

- Manager turned walk on.
- Good athlete who played basketball, football and was on track team in high school.
- Nicknames are Mike Rob and Springs.

• Favorites: Meal: Chicken, candied yams, mashed potatoes. Athlete: Kobe Bryant. Pro Team: Lakers. Midnight snack: Cinnamon Toast Crunch. Ice Cream: Strawberry.
Move: Love & Basketball. TV Show: Martin. Musical Artist: Styles P. Place on Campus: The BUC.

2015-16			
Opposition	P	R	A
UTRGV	3	1	0
Mississippi State	0	0	0
Utah	6	0	0
Charlotte	0	0	0
Co. of Charleston	0	0	0
La Salle	3	0	0

High School

Also played wide receiver on the football team and in track participated in the high jump, long jump, triple jump and 4x100 relay team ... Mascot was the Golden Hurricanes ... William F. Burns Memorial Award and Scholarship ... Harry L. Stromquist Memorial Scholarship ... 2014 Connecticut Association of Schools Scholar-Athlete ... Academic all-conference in basketball four seasons ... Two-year varsity basketball captain ... One-year football and track captain.

Personal

Born May 2, 1996 in New Britain, Conn. ... Son of Eugene and Veronica Robinson ... Brother to Eugene ... Majoring in finance ... Good quickness and a high motor ... Competes hard on both ends, pressures basketball, attacks defense with his dribble.



CHRIS STOWELL

Sophomore | Forward | 6-6 | 190

Exeter, N.H. | Tilton School (N.H.) | Exeter HS

35

- Last name is pronounced stole.
- Walk on from New Hampshire who played postgraduate year at Tilton School.
- Foote Fellow at UM - a program that is offered to a select number of incoming freshmen who have a record of curricular and co-curricular distinction in high school and exhibit an interest in and capacity for independent and self-motivated learning.
- Good athleticism and is improving his strength.
- Looking to expand his offensive game to shoot 3-pointers.
- Brother, Bill, played basketball at Plymouth State University.
- Speaks English, Spanish, some Italian, a little Russian, and is learning Chinese and Hebrew.

2014-15			
Opposition	P	R	A
Howard	0	0	1
Charleston	0	0	0
Virginia Tech	0	0	0
at Virginia Tech	0	0	0

2015-16			
Opposition	P	R	A
UTRGV	0	0	0
Mississippi State	0	0	0
Utah	0	0	0
Charlotte	0	1	0
Co. of Charleston	0	1	0
La Salle	0	1	0

• Favorites: Food: Tacos. Movie: Oceans 11. Book: Mind Gym by Gary Mack. Pro athlete: Alex Rodriguez. Quote: Winners never quit and quitters never win. Actor: Mark Harmon. Class at UM: Chinese 101. Ice cream: Peanut butter. Cuban dish: Dulce de leche and Cuban coffee. Pro Team: New York Yankees. Midnight Snack: Orange creamsicles. TV Show: Game of Thrones.
• Biggest fear: Clowns. Ideal profession: Entrepreneur. Why UM: Best combination of academics and athletics. Started playing basketball: Age 4.

As a Freshman (2014-15)

Played in four games as a true freshman ... One assist vs. Howard, in first collegiate game ... One shot attempt, vs. College of Charleston ... Totaled six minutes ... Spring 2015 - President's Honor Roll (4.0 GPA), Provost's Honor Roll (3.75+ GPA), Dean's List (3.5+ GPA), Athletic Director's Honor Roll (3.2+ GPA) and Book Buster (3.0+ GPA) ... Fall 2014 - Provost's Honor Roll (3.75+ GPA), Dean's List (3.5+ GPA), Athletic Director's Honor Roll (3.2+ GPA) and Book Buster (3.0+ GPA).

Tilton School

During post graduate year in 2013-14, won postseason coaches award ... Coached by Marcus O'Neil ... Honor roll.

Exeter High School

Helped Blue Hawks to state playoffs in both the 2011-12 and 2012-13 seasons ... Reached quarterfinals senior year ... In 2012-13 assisted team to championship game of the 50th Annual Queen City Invitational by scoring 10 points and going 6-for-6 from line in semi-final game ... Coached by Jeff Holmes at Exeter ... Twice earned scholar-athlete award ... Honor roll.

Personal

Born Christopher Michael Stowell on Dec. 29, 1994 in Exeter, N.H. ... Last name is pronounced stole ... Son of Bill and Maria ... Brother to Bill, Jr., who played basketball at Plymouth State University ... One of 560 students (out of 10,000 undergrads) to be named a Foote Fellow at UM - a program that is offered to select incoming freshmen who have a record of curricular and co-curricular distinction in high school and exhibit an interest in and capacity for independent and self-motivated learning ... Student-Athlete Advisory Committee representative at UM ... Majoring in entrepreneurship.

33



IVAN CRUZ UCEDA
Sr. | F | 6-10 | 217
Madrid, Spain
Harcum College (Pa.)

15



EBUKA IZUNDU
Fr. | C | 6-10 | 210
Charlotte, N.C. | Nigeria
Victory Christian

23



TONYE JEKIRI
Sr. | C | 7-0 | 248
Hialeah, Fla. | Nigeria
Champagnat Catholic

3



ANTHONY LAWRENCE, JR.
Fr. | G | 6-7 | 210
St. Petersburg, Fla.
Lakewood Senior

10



SHELDON McCLELLAN
Gr. | G | 6-5 | 200
Houston, Texas
Texas | Bellaire

1




RASHAD MUHAMMAD
Jr. | G | 6-6 | 160
Las Vegas, Nev.
San Jose State | Bishop Gorman

21



KAMARI MURPHY
RJr. | F | 6-8 | 220
Brooklyn, N.Y.
Oklahoma State | IMG | Lincoln

0



JA'QUAN NEWTON
So. | G | 6-2 | 180
Philadelphia, Pa.
Neumann-Goretti

12



JAMES PALMER
So. | G | 6-5 | 202
Washington, D.C.
St. John's College HS

5



DAVON REED
Jr. | G | 6-6 | 210
Ewing, N.J.
Princeton Day School

20



MIKE ROBINSON
Fr. | G | 5-10 | 170
New Britain, Conn.
New Britain

13



ANGEL RODRIGUEZ
RSr. | G | 5-11 | 185
San Juan, P.R.
Kansas State | Dr. Krop


35



CHRIS STOWELL
So. | F | 6-6 | 190
Exeter, N.H.
Tilton School | Exeter



JIM LARRAÑAGA
Head Coach



CHRIS CAPUTO
Assistant Coach



JAMAL BRUNT
Assistant Coach



ADAM FISHER
Assistant Coach



JAMES JOHNSON
Director of Operations

2015-16 Miami Men's Basketball
Miami Combined Team Statistics (as of Jan 09, 2016)
Conference games

RECORD:	OVERALL	HOME	AWAY	NEUTRAL
ALL GAMES	2-0	2-0	0-0	0-0
CONFERENCE	2-0	2-0	0-0	0-0
NON-CONFERENCE	0-0	0-0	0-0	0-0

#	Player	gp-gs	min	avg	Total		3-Point		F-Throw		Rebounds											
					fg-fga	fg%	3fg-fga	3fg%	ft-fta	ft%	off	def	tot	avg	pf	dq	a	to	blk	stl	pts	avg
10	Sheldon McClellan	2-2	72	36.0	12-22	.545	2-11	.182	17-20	.850	1	9	10	5.0	3	0	2	2	2	4	43	21.5
00	Ja'Quan Newton	2-0	45	22.5	9-15	.600	2-3	.667	7-11	.636	1	4	5	2.5	5	0	6	4	0	3	27	13.5
05	Davon Reed	2-2	47	23.5	4-13	.308	3-9	.333	5-7	.714	1	8	9	4.5	2	0	3	7	0	1	16	8.0
21	Kamari Murphy	2-2	52	26.0	6-11	.545	0-1	.000	1-2	.500	3	11	14	7.0	4	0	2	2	2	1	13	6.5
33	Ivan CruzUceda	2-0	36	18.0	4-12	.333	2-9	.222	2-2	1.000	2	7	9	4.5	2	0	1	1	1	0	12	6.0
23	Tonye Jekiri	2-2	66	33.0	6-12	.500	0-1	.000	0-1	.000	3	10	13	6.5	5	0	0	1	1	0	12	6.0
13	Angel Rodriguez	2-2	59	29.5	3-17	.176	0-13	.000	3-4	.750	1	2	3	1.5	9	1	6	7	2	6	9	4.5
12	James Palmer	2-0	12	6.0	1-4	.250	0-1	.000	1-1	1.000	1	2	3	1.5	0	0	1	1	0	1	3	1.5
03	Anthony Lawrence	2-0	11	5.5	0-3	.000	0-1	.000	1-2	.500	1	1	2	1.0	0	0	0	0	0	0	1	0.5
Team											5	6	11									
Total.....		2	400		45-109	.413	9-49	.184	37-50	.740	19	60	79	39.5	30	1	21	25	8	16	136	68.0
Opponents.....		2	400		41-121	.339	9-41	.220	19-30	.633	26	54	80	40.0	42	1	18	33	5	12	110	55.0

TEAM STATISTICS	UM	OPP	Date	Opponent	Score	Att.
SCORING	136	110	* 01-02-16	SYRACUSE	w 64-51	7041
Points per game	68.0	55.0	* 01-09-16	FLORIDA STATE	w 72-59	7972
Scoring margin	+13.0	-	& = Puerto Rico Tip-Off ! = Big Ten / ACC Challenge * = Conference game			
FIELD GOALS-ATT	45-109	41-121				
Field goal pct	.413	.339				
3 POINT FG-ATT	9-49	9-41				
3-point FG pct	.184	.220				
3-pt FG made per game	4.5	4.5				
FREE THROWS-ATT	37-50	19-30				
Free throw pct	.740	.633				
F-Throws made per game	18.5	9.5				
REBOUNDS	79	80				
Rebounds per game	39.5	40.0				
Rebounding margin	-0.5	-				
ASSISTS	21	18				
Assists per game	10.5	9.0				
TURNOVERS	25	33				
Turnovers per game	12.5	16.5				
Turnover margin	+4.0	-				
Assist/turnover ratio	0.8	0.5				
STEALS	16	12				
Steals per game	8.0	6.0				
BLOCKS	8	5				
Blocks per game	4.0	2.5				
ATTENDANCE	15013	0				
Home games-Avg/Game	2-7506	0-0				
Neutral site-Avg/Game	-	0-0				

Score by Periods	1st	2nd	Totals
Miami	49	87	136
Opponents	49	61	110

2015-16 Miami Men's Basketball
Miami Combined Team Statistics (as of Jan 09, 2016)
All games

RECORD:	OVERALL	HOME	AWAY	NEUTRAL
ALL GAMES	13-1	8-1	2-0	3-0
CONFERENCE	2-0	2-0	0-0	0-0
NON-CONFERENCE	11-1	6-1	2-0	3-0

#	Player	gp-gs	min	avg	Total		3-Point		F-Throw		Rebounds								a	to	blk	stl	pts	avg
					fg-fga	fg%	3fg-fga	3fg%	ft-fa	ft%	off	def	tot	avg	pf	dq								
10	Sheldon McClellan	14-13	441	31.5	72-131	.550	21-51	.412	63-72	.875	9	35	44	3.1	23	0	25	15	4	17	228	16.3		
00	Ja'Quan Newton	14-1	303	21.6	54-103	.524	5-14	.357	56-75	.747	4	29	33	2.4	19	0	42	26	2	15	169	12.1		
13	Angel Rodriguez	14-14	390	27.9	49-121	.405	19-66	.288	42-52	.808	7	22	29	2.1	36	1	53	36	4	23	159	11.4		
05	Davon Reed	14-14	356	25.4	41-97	.423	15-44	.341	46-59	.780	6	57	63	4.5	31	0	18	23	5	9	143	10.2		
23	Tonye Jekiri	14-14	398	28.4	50-85	.588	0-4	.000	22-31	.710	37	97	134	9.6	39	0	13	21	18	2	122	8.7		
33	Ivan CruzUceda	14-6	257	18.4	38-69	.551	25-50	.500	6-6	1.000	8	44	52	3.7	32	0	5	11	4	4	107	7.6		
21	Kamari Murphy	11-8	260	23.6	32-60	.533	0-4	.000	7-12	.583	13	51	64	5.8	26	0	7	10	13	3	71	6.5		
03	Anthony Lawrence	13-0	164	12.6	23-46	.500	8-20	.400	12-17	.706	12	17	29	2.2	19	0	14	3	1	8	66	5.1		
12	James Palmer	14-0	191	13.6	22-56	.393	8-22	.364	8-14	.571	6	21	27	1.9	9	0	14	9	1	4	60	4.3		
15	Ebuka Izundu	8-0	44	5.5	7-13	.538	0-0	.000	8-13	.615	9	6	15	1.9	8	0	2	2	0	0	22	2.8		
20	Mike Robinson	6-0	11	1.8	4-7	.571	4-6	.667	0-0	.000	0	1	1	0.2	3	0	0	0	0	0	12	2.0		
35	Chris Stowell	6-0	10	1.7	0-1	.000	0-1	.000	0-0	.000	0	3	3	0.5	1	0	0	1	0	0	0	0.0		
Team											24	24	48				2							
Total.....		14	2825		392-789	.497	105-282	.372	270-351	.769	135	407	542	38.7	246	1	193	159	52	85	1159	82.8		
Opponents.....		14	2825		333-831	.401	87-268	.325	154-237	.650	138	309	447	31.9	298	5	146	175	28	77	907	64.8		

TEAM STATISTICS	UM	OPP	Date	Opponent	Score	Att.
SCORING	1159	907	11-13-15	UTRGV	w 86-59	6607
Points per game	82.8	64.8	11-16-15	LOUISIANA	w 93-77	5965
Scoring margin	+18.0	-	& 11-19-15	vs Mississippi State	w 105-79	1947
FIELD GOALS-ATT	392-789	333-831	& 11-20-15	vs Utah	w 90-66	2001
Field goal pct	.497	.401	& 11-22-15	vs Butler	w 85-75	5309
3 POINT FG-ATT	105-282	87-268	11-27-15	NORTHEASTERN	L 77-78	6635
3-point FG pct	.372	.325	! 12-01-15	at Nebraska	Wot 77-72	15646
3-pt FG made per game	7.5	6.2	12-05-15	CHARLOTTE	w 88-60	6735
FREE THROWS-ATT	270-351	154-237	12-08-15	FLORIDA	w 66-55	7972
Free throw pct	.769	.650	12-19-15	CO. OF CHARLESTON	w 85-63	6956
F-Throws made per game	19.3	11.0	12-22-15	at La Salle	w 95-49	3582
REBOUNDS	542	447	12-29-15	PRINCETON	w 76-64	6927
Rebounds per game	38.7	31.9	* 01-02-16	SYRACUSE	w 64-51	7041
Rebounding margin	+6.8	-	* 01-09-16	FLORIDA STATE	w 72-59	7972
ASSISTS	193	146	& = Puerto Rico Tip-Off ! = Big Ten / ACC Challenge * = Conference game			
Assists per game	13.8	10.4				
TURNOVERS	159	175				
Turnovers per game	11.4	12.5				
Turnover margin	+1.1	-				
Assist/turnover ratio	1.2	0.8				
STEALS	85	77				
Steals per game	6.1	5.5				
BLOCKS	52	28				
Blocks per game	3.7	2.0				
ATTENDANCE	62810	28485				
Home games-Avg/Game	9-6979	2-9614				
Neutral site-Avg/Game	-	3-3086				

Score by Periods	1st	2nd	OT	Totals
Miami	521	629	9	1159
Opponents	392	511	4	907