

# IT'S ALL ABOUT THE U

ACADEMICS • LIFE • ATHLETICS



NATIONAL CHAMPIONS 1983, 1987, 1989, 1991, 2001

Assoc. AD for Communications: Chris Freet (c.freet@miami.edu); Rob Dunning (rdunning@miami.edu); Bryan Harvey (bharvey@miami.edu)  
Sports Media Relations, University of Miami, 5821 San Amaro Drive, Coral Gables, FL 33146  
(305) 284-3244, (305) 284-2807 FAX, www.hurricanesports.com

### MIAMI (7-4, 5-3 ACC)

Date	Opponent	(TV)	Time/Result
Sept. 2	FLORIDA A&M	ESPN3.com	W, 45-0
Sept. 11	at (2/2) Ohio State	ESPN	L, 36-24
Sept. 23	at Pittsburgh	ESPN	W, 31-3
Oct. 2	at Clemson*	ESPN2	W, 30-21
Oct. 9	(23/24) FLORIDA STATE*	ABC	L, 45-17
Oct. 16	at Duke*	ESPN3.com	W, 28-13
Oct. 23	NORTH CAROLINA*	ESPN2	W, 33-10
Oct. 30	at Virginia*	ESPN	L, 24-19
Nov. 6	MARYLAND*	ESPNU	W, 26-20
Nov. 13	at Georgia Tech*	ACC Network	W, 35-10
Nov. 20	(14/15) VIRGINIA TECH*	ESPN	L, 31-17
Nov. 27	USF	ESPNU	12 p.m.

\*ACC game; all times Eastern; Coaches poll rankings second ( )

### USF (6-4, 3-3 BIG EAST)

Date	Opponent	Time/Result
Sept. 4	STONY BROOK	W, 59-14
Sept. 11	at Florida	L, 38-14
Sept. 25	WESTERN KENTUCKY	W, 24-12
Oct. 2	FAU	W, 31-3
Oct. 9	SYRACUSE*	L, 13-9
Oct. 14	at West Virginia*	L, 20-6
Oct. 22	at Cincinnati*	W, 38-30
Nov. 3	RUTGERS*	W, 28-27
Nov. 13	at Louisville*	W, 24-21 (OT)
Nov. 20	PITTSBURGH*	L, 17-10
Nov. 27	at Miami	12 p.m.
Dec. 4	CONNECTICUT*	TBA

\*BIG EAST game; all times Eastern; Coaches poll rankings second ( )

### 2010 STATISTICAL COMPARISON

Offense	USF	Miami
Scoring	243	305
Points per game	24.3	27.7
First Downs	165	252
Rush-pass-pen	84-60-21	109-125-18
Total offense	3116	4718
Average per play	5.2	5.9
Average per game	311.6	428.9
Rushing yards	1520	2120
Yards per rush	4.1	4.9
Yards per game	152.0	192.7
Passing yards	1596	2598
Pass comp.-att.-int.	131-227-12	194-368-21
Yards per attempt	7.0	7.1
Yards per completion	12.2	13.4
Yards per game	159.6	236.2
Completion pct.	57.7	52.7
Defense		
Total points allowed	195	213
Points per game	19.5	19.4
First downs allowed	179	178
Rush-pass-pen	76-91-12	89-76-13
Total offense allowed	3251	3512
Yards per game	325.1	319.3
Rushing yards allowed	1297	1915
Yards per carry	3.5	4.2
Yards per game	129.7	174.1
Pass yards allowed	1954	1597
Pass comp.-att.-int.	181-299-10	136-272-16
Yards per attempt	6.5	5.9
Yards per completion	10.8	11.7
Yards per game	195.4	145.2



USF BULLS

**Rankings**  
N/A  
**Last Game**  
Pittsburgh, 17, USF 10  
**Head Coach**  
Skip Holtz  
**Holtz's Career Record:**  
6-4 (First season at USF)  
78-54 (11th season overall)  
**vs. Miami**  
0-0

#### 2010 STATISTICAL LEADERS

**Rushing - Att. / Yds / TDs**  
M. Plancher - 123 / 583 / 4  
**Passing - C / A / I / Yards / TDs**  
B. Daniels - 119 / 206 / 12 / 1,457 / 9  
**Receiving - C / Yards / TDs**  
D. Bogan - 36 / 544 / 4  
**Tackles - UA / A / Total**  
J. Williams - 33 / 21 / 54



MIAMI HURRICANES

**Rankings**  
ARV (AP); ARV (Coaches)  
**Last Game**  
Virginia Tech 31, Miami 17  
**Head Coach**  
Randy Shannon  
**Shannon's Career Record:**  
28-21 (Fourth season at UM)  
**vs. USF**  
1-0

#### 2010 STATISTICAL LEADERS

**Rushing - Att. / Yds / TDs**  
D. Berry - 166 / 810 / 5  
**Passing - C / A / I / Yards / TDs**  
J. Harris - 132 / 245 / 11 / 1,646 / 14  
**Receiving - C / Yards / TDs**  
L. Hankerson - 57 / 958 / 12  
**Tackles - UA / A / Total**  
C. McCarthy - 39 / 56 / 95

### GAME 12 INFORMATION

**Date:** Saturday, Nov. 27, 2010  
**Location:** Sun Life Stadium / 74,916 / Grass  
Miami Gardens, Fla.  
**Kickoff:** 12 p.m. (ET)

#### ESPNU

Rob Stone (play-by-play)  
David Pollack (color)

#### LOCAL RADIO

560 WQAM ([www.wqam.com](http://www.wqam.com))  
Joe Zagacki (play-by-play)  
Don Bailey Jr. (color)  
Josh Darrow (sideline)

#### 1450 ESPN Deportes En Español

Joe Pujala (play-by-play)  
Joe Martinez (color)

#### WEBSITES

Miami: [www.hurricanesports.com](http://www.hurricanesports.com)  
Miami Blog: [www.theufotball.com](http://www.theufotball.com)  
USF: [www.gousfbulls.com](http://www.gousfbulls.com)

#### SOCIAL MEDIA

Twitter: [twitter.com/HurricaneSports](http://twitter.com/HurricaneSports)  
Facebook: [Facebook.com/MiamiHurricanes](http://Facebook.com/MiamiHurricanes)

## UNIVERSITY OF MIAMI



► On June 10, 2009, the split-U proudly worn by Hurricanes student-athletes was chosen to represent the entire university as its new, bold graphic identity mark. One of the most recognized collegiate athletic brands in the nation, the orange and green "U" is now used to promote the university's world-renowned academic and health programs and will be incorporated into a full range of uses.

## 'CANES CLOSE OUT REGULAR SEASON WITH USF AT SUN LIFE

- The University of Miami football team will close out its regular season schedule when it steps out of conference play to host USF on Saturday, Nov. 27 at 12 p.m. at Sun Life Stadium. The game will be televised live on ESPNU.
- Miami (7-4, 5-3 ACC) is coming off a 31-17 loss to Virginia Tech while USF (6-4, 3-3 BIG EAST) is also coming off a defeat at the hands of Pitt in Tampa, 17-10.
- Despite the loss, the Hurricanes will finish second in the ACC Coastal Division this year with an ACC mark of 5-3. The finish is the highest for Miami in Randy Shannon's four years as the Hurricanes' head coach.
- Miami's offense gained over 200 yards rushing for the third straight game and the fifth time in the Hurricanes' last six contests with 262 yards on 42 carries against the Hokies. Lamar Miller ran for a career-high 163 yards and a touchdown on just 15 carries for his second 100-yard rushing game of the year. Damien Berry also had 47 yards on nine carries while Mike James had 30 yards on five attempts.
- The Hurricanes' air attack was yet again led by All-America candidate Leonard Hankerson, who caught six passes for 79 yards and touchdown. His touchdown - a nine-yard pass from Stephen Morris in the first quarter - set a new single-season record for Miami as Hankerson passed Michael Irvin's record of 11 set back in 1986. Hankerson also became just the fourth player in school history to record 900 receiving yards in a season against the Hokies. His 958 receiving yards this season currently trails only Eddie Brown (1,114 in 1984) and Andre Johnson (1,092 in 2002) for the highest single-season total in program history.
- Linebacker Colin McCarthy led Miami's defensive effort against the Hokies, as the senior linebacker tallied a game-high 14 tackles (six solo, eight assists). McCarthy, who now leads the 'Canes with 95 tackles despite missing a game, is averaging 13.25 tackles per game over Miami's last four contests. Sean Spence also recorded double-digit tackles (seven solo, three assists) and had one of Miami's five sacks on the day.
- Punter Matt Boshier continues to make his case for All-America and All-ACC honors, booting three punts for 124 yards (long of 59) against Virginia Tech. Boshier enters the week leading the ACC and ranking 16th nationally with a 44.87 yards per punt average.

**COVERING THE HURRICANES**

Interviews with players and coaches must be arranged at least 24 hours in advance. Practices are open to the media from the start through stretch. Head coach Randy Shannon will address the media following each practice.

**ACC Teleconference Call - Wed. Sept. 29** - (Contact UM Media Relations for the phone number)

10:30 a.m.	Jim Grobe, Wake Forest
10:40 a.m.	Frank Beamer, Virginia Tech
10:50 a.m.	Mike London, Virginia
11:00 a.m.	Tom O'Brien, NC State
11:10 a.m.	Butch Davis, North Carolina
11:20 a.m.	David Cutcliffe, Duke
11:30 a.m.	Ralph Friedgen, Maryland
11:40 a.m.	Paul Johnson, Georgia Tech
11:50 a.m.	Jimbo Fisher, Florida State
<b>12:00 p.m.</b>	<b>Randy Shannon, Miami</b>
12:10 p.m.	Dabo Swinney, Clemson
12:20 p.m.	Frank Spaziani, Boston College

**MIAMI FOOTBALL MEDIA RELATIONS**

Chris Freet	Associate AD/Communications
Rob Dunning	Assistant Media Relations Director
Bryan Harvey	Assistant Media Relations Director
Phone	(305) 284-3244
Fax	(305) 284-2807

**COACHES SHOW**

UM's coaches show, "Hurricane Game Day with Randy Shannon" airs twice weekly on CSS, at 5:30 p.m. Thursdays and 10 a.m. Saturdays. The show is hosted by Joe Zagacki and Don Bailey Jr. and features Hurricanes players as coach Shannon's guests.

**HURRICANE HOTLINE**

Hurricane Hotline is a weekly two-hour show hosted by Joe Zagacki and Don Bailey, Jr. that airs from 7-9 p.m. Thursday nights during the season from Monty's (2550 South Bayshore Drive Coconut Grove, Florida 33133). Hurricane Hotline features interviews with UM head football coach Randy Shannon, players, coaches and other UM personnel as well as other featured guests. Fans are encouraged to listen on 560 WQAM or view the show in-person at Monty's in Coconut Grove.

**The MIAMI-USF SERIES**

- ▶ The 'Canes are 2-0 all-time versus USF, beating the Bulls 27-7 in Miami in 2005 and 31-10 last season in Tampa.
- ▶ Saturday's meeting will be the first between the two teams at Sun Life Stadium.

**A 'CANES WIN OVER THE BULLS WOULD...**

- ▶ Improve Miami's home record to 4-2 this season.
- ▶ Improve Miami's non-conference record to 3-1 this season.
- ▶ Give the 'Canes at least eight wins for the second consecutive season.

**The COACHES**

▶ Randy Shannon is in his fourth season as Miami's head coach and owns an overall record of 28-21. Skip Holtz is in his 11th season overall and first at USF, where he is 6-4 as the Bulls' head coach.

**Scouting THE BULLS**

▶ USF had won three straight games against Cincinnati, Rutgers and Louisville before falling at home to Pittsburgh last weekend. The Bulls are 2-2 on the road this season, with losses at Florida and West Virginia and wins at Cincinnati and Louisville.

▶ The Bulls' offense is directed by quarterback B.J. Daniels, who has completed 119 of 206 pass attempts for 1,457 yards, nine touchdowns and 12 interceptions. Daniels is also a threat on the ground, coming in with 235 yards rushing and four touchdowns on the ground.

▶ Moise Plancher and Demetri Murray share the running duties for USF. Plancher leads the team in attempts (123) and rushing yards (583), but both running backs have four touchdowns and average 4.7 yards per carry.

▶ Dontavia Bogan and Evan Landi are the go-to guys in the Bulls' passing game. Bogan leads USF in catches (36), receiving yards (544) and receiving touchdowns (4), while Landi has 22 catches for 314 yards and two touchdowns.

▶ Linebacker Jacquian Williams leads the team with 54 total tackles, while Sam Barrington has 52 and DeDe Lattimore has 51. The Bulls have recorded a total of 27 sacks by 14 different players and 10 interceptions by eight different players.

▶ The Bulls feature two of the nation's top return men in Lamar Lindsey and Terrence Mitchell. Lindsey is averaging 29.2 per return (sixth nationally) and has taken two of his 22 returns back for a touchdown while Mitchell averages 12.6 yards per punt return.

**Streak CONTINUES**

▶ The University of Miami's impressive streak of former players scoring touchdowns in the NFL continued in Week 11 when Santana Moss scored an early touchdown Sunday afternoon for the Redskins against the Titans.

▶ At least one former 'Cane has now scored a touchdown every NFL week since Week 15 of the 2002 season - a span of 133 straight weeks.

▶ More notes on Hurricanes in the NFL can be found throughout the following pages. Updated season notes and Week 11 totals will be updated on Monday, Nov. 22.

**Miami RANKS THIRD IN THE NATION IN PASS EFFICIENCY DEFENSE**

▶ As of this week, Miami's defense ranks third in the country in pass efficiency defense with a mark of 96.05. The Hurricanes have allowed just seven passing touchdowns all year while forcing their opponents into throwing 16 interceptions.

▶ Nebraska (93.77) leads the country, while Alabama (96.02) ranks second.

**Miami RANKS SECOND NATIONALLY IN TACKLES FOR LOSS**

▶ Miami's defense ranks second in the country in tackles for a loss per game with a 8.64 per game average. The 'Canes recorded 14 tackles for a loss in their opener against Florida A&M, 11 at No. 2 Ohio State, nine at Pitt, eight at Clemson, six against FSU, nine at Duke, eight against UNC, five at Virginia, four against Maryland, 10 against Georgia Tech and 11 last weekend against Virginia Tech in Miami.

▶ Sean Spence leads the UM defense with 16.0 tackles for loss this season, while Allen Bailey has 11.







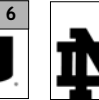
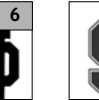



**THIS WEEK IN MIAMI FOOTBALL** (practice times subject to change)

**NOVEMBER 2010**








Monday	Tuesday	Wednesday	Thursday	Friday	Saturday	Sunday
<b>22</b>	<b>23</b>	<b>24</b>	<b>25</b>	<b>26</b>	<b>27</b>	<b>28</b>
DAY OFF	11:30 a.m. - 1:30 p.m. <b>Weekly Press Conference</b> Availability at Press Conference & after Practice <b>2:30 - PRACTICE</b>	10:30 a.m. - ACC Coaches Teleconference  <b>2:30 - PRACTICE</b> Availability after Practice	<b>MORNING PRACTICE</b> No Media Availability	<b>WALK THRU</b> No Media Availability	<b>USF at Miami</b>  12 p.m. / ESPN	<b>GAME RECAP with Randy Shannon</b> 11 a.m. Edgerrin James Team Meeting Room

# UACADEMICS

## 'Canes IN THE FOOTBALL ACADEMIC PROGRESS REPORT SCORES

 1	 2	 3	 4	 5	 6	 6	 8	 9	 9	 9
RUTGERS 992	AIR FORCE 988	RICE 987	NORTHWESTERN 986	DUKE 983	MIAMI 978	NOTRE DAME 978	STANFORD 976	NIU 976	OHIO STATE 976	VANDERBILT 976

► Miami's APR score in 2010 ranked 6th nationally with a score of 978. The score was the highest among all Florida institutions and second highest in the Atlantic Coast Conference.

 1	 2	 3	 4	 5	 6	 7
MIAMI 978	UCF 972	FLORIDA 971	USF 930	FLORIDA STATE 927	FAU 919	FIU 906

### 'Canes ONLY ONE IN TOP 25

► The University of Miami was recognized in May as the only school in the FBS to post a multi-year APR score in the top-10 percent as well as finish 2009 ranked in both the Coaches and the AP polls.

## 'Canes IN THE CLASS ROOM

► Of the 16 seniors on this year's squad, five have already earned degrees, while the remaining 11 are all on course to graduate either in December of 2010 or May of 2011.

► The five players that have already earned degrees include: Matt Boshier (History), Richard Gordon (Liberal Arts), Ryan Hill (Liberal Arts), Pat Hill (Marketing and Management) and Cory Nelms (Liberal Arts).


► Overall University of Miami Athletics has an 86% Graduation Success Rate (GSR), the highest GSR ever and up from 82% in 2009. 83% in 2007 was our previous high.

► In May, Miami was recognized as being the only Bowl Championship Subdivision (BCS) team among 26 schools nationally that posted a multi-year APR score in the Top 10 percent in addition to finishing the 2009 season ranked in both the USA Today Coaches poll and Associated Press poll.

► 136 University of Miami student-athletes had a 3.0 GPA or higher following the Spring 2010 semester.



MATT BOSHER



RICHARD GORDON



RYAN HILL



PAT HILL



CORY NELMS

## Shannon LEADS ALL FBS COACHES IN APR


► University of Miami head coach Randy Shannon leads all active Bowl Championship Series conference coaches with a 977 lifetime APR average, according to rankings released in May.

► Shannon's score is the third best nationally among all Football Bowl Subdivision schools, trailing only Troy Calhoun of Air Force and Ken Niumatalolo of Navy.

► The football team's 2008-09 score of 978, sixth best in the nation, will be factored into next year's coaches lifetime ratings, and will continue to boost Shannon's career mark.

► Miami was recognized in May as the only school in the FBS to post a multi-year APR score in the top-10 percent as well as finish the year ranked in both the Coaches and the AP polls.

## BCS HEAD COACHES APR TOP 10



RANDY SHANNON  
MIAMI



GREG SCHIANO  
RUTGERS



PAT FITZGERALD  
NORTHWESTERN



PAUL JOHNSON  
NAVY/GT



JOE PATERNO  
PENN STATE



MARK RICHT  
GEORGIA



JEFF TEDFORD  
CAL



URBAN MEYER  
UTAH/FLORIDA



RANDY EDSALL  
CONNECTICUT



BOBBY BOWDEN  
FLORIDA ST.

**ACC BOWL SCHEDULE**

► The ACC has agreements to send eight of its member institutions to post-season bowl games in 2010 if they should qualify for postseason play. The winner of the Dr Pepper ACC Championship Game will serve as the host team of the Discover Orange Bowl, unless it is ranked No. 1 or No. 2 in the final BCS Standings and is playing in the BCS National Championship Game.

**Advocare V100 Independence Bowl**

ACC vs. Mountain West  
Monday, Dec. 27, 5 pm (ESPN2)  
Independence Stadium (49,147), Shreveport, La.

**Champs Sports Bowl**

ACC vs. Big East  
Tuesday, Dec. 28, 6:30 pm (ESPN)  
Florida Citrus Bowl (65,438), Orlando, Fla.

**EagleBank Bowl**

ACC vs. Conference USA  
Wednesday, Dec. 29, 2:30 pm (ESPN)  
RFK Stadium Field (45,000), Washington, D.C.

**Franklin American Mortgage Music City Bowl**

ACC vs. SEC  
Thursday, Dec. 30, 6:30 pm (ESPN)  
LP Field (67,000), Nashville, Tenn.

**Meineke Car Care Bowl**

ACC vs. Big East/Notre Dame  
Friday, Dec. 31, 12 pm (ESPN)  
Bank of America Stadium (73,667), Charlotte, N.C.

**Hyundai Sun Bowl**

ACC vs. Pac-10  
Friday, Dec. 31, 2 pm (CBS)  
Sun Bowl Stadium (50,426), El Paso, Tex.

**Chick-fil I-A Bowl**

ACC vs. SEC  
Friday, Dec. 31, 7:30 pm (ESPN)  
The Georgia Dome (71,147), Atlanta, Ga.

**Discover Orange Bowl**

ACC vs. BCS  
Monday, Jan. 3, 8 pm (ESPN)  
Sun Life Stadium (72,230), Miami Gardens, Fla.

**Kraft Fight Hunger Bowl**

Pac 10 vs. WAC (or ACC)  
Sunday, Jan. 9, 9 pm (ESPN)  
AT & T Park (40,184), San Francisco, Calif.

**‘Canes AMONG THE NATION’S BEST IN CREATING TURNOVERS**

► The University of Miami ranks in a tie for sixth nationally and third among BCS programs in having created 27 turnovers this season.

Rank	School	Turnovers Gained
1	Hawai'i	31
2	Toledo	30
3	Oregon	29
	Boston College	29
	Bowling Green	29
6	<b>MIAMI</b>	<b>27</b>
	Oklahoma State	27
	Virginia Tech	27
	Tulsa	27

**‘Canes IN THE NATIONAL RANKINGS**

► Several Hurricanes are ranked among the nation's elite statistically after 12 weeks of college football:

Player	Statistic	Avg.	National Rank
Matt Boshier	Punting	44.87	16th
Leonard Hankerson	Receiving	87.09	19th
Sean Spence	Tackles for Loss	1.36	t-21st
Colin McCarthy	Tackles	9.60	25th
Allen Bailey	Sacks	.64	t-43rd
Leonard Hankerson	Receptions	5.18	t-45th
Damien Berry	Rushing	81.00	52nd

**Cooper NOW THIRD IN ALL-TIME YARDAGE**

► Senior running back Graig Cooper has moved into third place in school history in career all-purpose yardage. Cooper, who now has 3,788 career all-purpose yards, passed Edgerrin James (3,590) with his 39 yards at Virginia and now trails only Santana Moss (4,394) and Ottis Anderson (4,265) for most all-time in UM history.

**TOP 10 ALL-PURPOSE YARDS IN UM HISTORY**

Rank		Rush + Rec + Return	Yards
1	Santana Moss (97-00)	277 + 2546 + 1196	4,394
2	Ottis Anderson (75-78)	1,266 + 47 + 395	4,265
3	<b>Graig Cooper (07-pr)</b>	<b>2367 + 403 + 1022</b>	<b>3,788</b>
4	Edgerrin James (96-98)	2960 + 595 + 35	3,590
5	Eddie Dunn (36-38)	1778 + 32 + 1666	3,476
6	Chuck Foreman (70-72)	1631 + 732 + 992	3,355
7	James Jackson (96-00)	2953 + 278	3,231
8	Tom Sullivan (69-71)	1,541 + 332 + 1132	3,005
9	Alonzo Highsmith (83-86)	1914 + 977 + 44	2,935
10	Mark Rush (79-82)	760 + 989 + 1,066	2,815

► Not only is Cooper among the all-time leaders in all-purpose yards, but he currently ranks fifth in school history with 2,367 career rushing yards.

**MIAMI’S CURRENT TOP 10 CAREER RUSHING YARDAGE LEADERS**

1. Ottis Anderson	3,331
2. Edgerrin James	2,960
3. James Jackson	2,953
4. Clinton Portis	2,523
5. <b>Graig Cooper</b>	<b>2,367</b>

**2010 HURRICANES RADIO NETWORK**

Miami football games can be heard throughout the state of Florida on the Hurricane Sports Network, anchored by WQAM (560 AM). The games are also broadcast in Spanish on 1450 ESPN Deportes (1450 AM).

**FLAGSHIP STATIONS**

Miami/Fort Lauderdale	WQAM (560 AM)
Miami/Fort Lauderdale	ESPN Deportes (1450 AM)
University of Miami	WVUM (90.5 FM)

**AFFILIATES**

Miami/Ft. Lauderdale	WQAM (560)
Belle Glade	WBGF (900)
	WSWN (93.5 FM)
Coco Beach	WIXC (1060)
Ft. Myers	WMYR (1410)
Fort Pierce	WPSL (1590)
Jacksonville	WJXL (1010)
Jupiter	WSTU (1450)
Kissimmee	ESPN (1080)
Key West	WKWF (1600)
Marathon	WFFG (1300)
Marco Island	WCNZ (1660)
Melbourne	WIXC (1060)
Meritt Island	WIXC (1060)
Naples	WCNZ (1660)
Orlando	ESPN (1080)
Port St. Lucie	WPSL (1590)
St. Petersburg	WMGG (1040)
	WHBO ESPN (1040)
Stuart	WSTU (1450)
Tampa	WHBO ESPN (1040)
	WWBA (820)
	WMGG (1470)
Titusville	WIXC (1060)

**MIAMI MEDIA POLICIES**

**Releases Available Via E-Mail**

Media members interested in receiving Miami football releases via e-mail should send requests to Rob Dunning (rdunning@miami.edu) and Bryan Harvey (bharvey@miami.edu).

**GAME DAY PRESS POLICIES**

Only working press will be admitted to the Sun Life Stadium press box. Seats will be issued according to the following criteria:

1. State newspapers by circulation, wire services, national publications, newspapers from opponent's area, and student newspapers from UM and opponent's schools.
2. Other daily newspapers, with preference to those that regularly cover UM.
3. Radio and television personnel not broadcasting, but considered reporting.
4. Non-daily newspapers, with preference to those which regularly cover UM.
5. Scouts. Freelance and/or non-daily writers may be asked to produce copies of actual publications in which their work has appeared. In some cases, these materials will be required as verification of the writers' status.

**Right BETWEEN THE NUMBERS**

- ▶ Miami leads the Atlantic Coast Conference in pass defense (145.2 ypg) and pass defense efficiency (96.0) while ranking second in total defense (319.3) and fourth in scoring defense (19.4).
- ▶ The 'Canes are averaging 27.7 points per game, 428.9 yards per game and 22.9 first downs per game.
- ▶ Leonard Hankerson, Michael Irvin and Andre Johnson are the only players in school history with back-to-back 800-yard receiving seasons.
- ▶ Damien Berry is averaging 4.9 yards per carry in 10 games this season. Berry ranks fourth in the ACC and 52nd nationally with 81.00 rushing yards per game, totaling 810 yards on 166 carries thus far. Lamar Miller is second on the team with 625 yards on 94 carries (6.6 ypc), while Mike James has 384 yards on 66 carries (5.8 ypc).
- ▶ Miami ranks second in the nation in tackles for loss (8.64 pg) and third in pass defense (145.18)
- ▶ Colin McCarthy leads the 'Canes with 95 tackles (39-56), while Ray-Ray Armstrong leads all UM defensive backs with 66 total tackles (37-29) and Allen Bailey leads all linemen with 42 (20-22).
- ▶ Head coach Randy Shannon's 977 lifetime Academic Progress Report average leads all head coaches in BCS conferences and trails only Troy Calhoun of Air Force (983) and Ken Niumatalolo of Navy (978) on the national stage.
- ▶ Orlando Franklin (37 starts) and Colin McCarthy (34 starts) have the most starting experience on the 2010 roster.
- ▶ Miami is averaging 54,861 fans at Sun Life Stadium this season. 53,674 Hurricanes fans saw the 'Canes beat Florida A&M in the season-opener on Sept. 2, a sell-out crowd of 75,115 were in attendance on Oct. 9 against FSU while 55,434 saw Miami beat Maryland and 46,497 were in attendance at the Virginia Tech game.
- ▶ Graig Cooper moved into third place in school history in career all-purpose yardage with his 39 yards at Virginia on Oct. 30. Cooper, who now has 3,788 yards, passed Edgerrin James (3,590) and now trails only Ottis Anderson (4,265) and leader Santana Moss (4,394) for the most yards in school history.
- ▶ The 'Canes have 16 interceptions through 11 games after collecting just nine in 13 games last season.
- ▶ Thirty-two former 'Canes playing in the NFL last season have earned their degree from the University of Miami.
- ▶ Six Hurricanes are ranked among the Top 150 NFL prospects according to Scouts Inc.'s Todd McShay on ESPN.com. Allen Bailey, Orlando Franklin, Brandon Harris, Graig Cooper, Colin McCarthy and Leonard Hankerson are listed, while Matt Boshier and DeMarcus Van Dyke were also rated but outside of the Top 150.
- ▶ The Hurricanes' seven turnovers created at Duke on Oct. 16 were the most for Miami's defense since tallying seven against Washington on Nov. 24, 2001. The 'Canes picked off five passes against the Blue Devils, also marking the first time since that Washington game UM has hauled in five INTs in a game.
- ▶ Eleven former Hurricanes were selected to the 2010 NFL Pro Bowl earlier this year, easily the most of any school in the country. Antrel Rolle, Ray Lewis, Ed Reed, Jon Beason, Andre Johnson, Reggie Wayne, Bryant McKinnie, Vince Wilfork, Brandon Meriweather, Jonathan Vilma and Frank Gore all represented the U at the sports' all-star game.
- ▶ Miami has had 11 more first round draft picks than any other school in the country all-time. The 'Canes have had 46 first-rounders, while Ohio State is second with 35 and Florida is third with 32.

**ASSOCIATED PRESS TOP 25  
Nov. 21, 2010**

No	Team	Record	Pts.
1	Oregon (37)	10-0	1467
2	Auburn (13)	11-0	1430
3	Boise State (10)	10-0	1394
4	TCU	11-0	1340
5	Wisconsin	10-1	1196
6	LSU	10-1	1194
7	Stanford	10-1	1178
8	Ohio State	10-1	1088
9	Alabama	9-2	972
10	Oklahoma State	10-1	958
11	Michigan State	10-1	927
12	Arkansas	9-2	861
13	Virginia Tech	9-2	720
14	Oklahoma	9-2	650
15	Missouri	9-2	639
16	Nebraska	9-2	618
17	Texas A&M	8-3	573
18	South Carolina	8-3	559
19	Nevada	10-1	439
20	Arizona	7-3	268
21	NC State	8-3	238
22	Florida State	8-3	232
23	Utah	9-2	211
24	Iowa	7-4	100
25	Mississippi State	7-4	94

**ORV:** Northern Illinois 72, West Virginia 26, Tulsa 12, USC 8, Hawaii 7, Miami 7, Navy 7, UCF 4, Florida 4, Southern Miss 3, Penn State 2, Ohio 1, Oregon State 1

**USA TODAY COACHES' TOP 25  
Nov. 21, 2010**

No	Team	Record	Pts.
1	Oregon (48)	10-0	1459
2	Auburn (4)	11-0	1398
3	Boise State (5)	10-0	1341
4	TCU (2)	11-0	1300
5	Wisconsin	10-1	1211
6	LSU	10-1	1175
7	Ohio State	10-1	1116
8	Stanford	10-1	1112
9	Oklahoma State	10-1	990
10	Michigan State	10-1	927
11	Alabama	9-2	885
12	Arkansas	9-2	784
13	Oklahoma	9-2	733
14	Virginia Tech	9-2	723
15	Nebraska	9-2	614
16	Missouri	9-2	585
17	South Carolina	8-3	577
18	Texas A&M	8-3	492
19	Nevada	10-1	456
20	Arizona	7-3	279
21	Florida State	8-3	243
22	Utah	9-2	228
23	NC State	8-3	208
24	Iowa	7-4	74
25	Mississippi State	7-4	68

**ORV:** Northern Illinois 67, UCF 21, Hawaii 20, Southern Miss 16, West Virginia 13, Florida 12, Miami 11, Navy 7, Ohio 5, Pittsburgh 5, San Diego State 4, Penn State 4, Temple 4, Maryland 3, Michigan 2, Northwestern 2, Tulsa 1

**HARRIS INTERACTIVE POLL  
Nov. 21, 2010**

No	Team	Record	Pts.
1	Oregon (68)	10-0	2793
2	Auburn (31)	11-0	2727
3	Boise State (14)	10-0	2619
4	TCU (1)	11-0	2557
5	Wisconsin	10-1	2295
6	LSU	10-1	2227
7	Stanford	10-1	2209
8	Ohio State	10-1	2131
9	Oklahoma State	10-1	1805
10	Michigan State	10-1	1797
11	Alabama	9-2	1783
12	Arkansas	9-2	1589
13	Oklahoma	9-2	1412
14	Virginia Tech	9-2	1322
15	Nebraska	9-2	1199
16	Missouri	9-2	1176
17	South Carolina	8-3	1037
18	Texas A&M	8-3	936
19	Nevada	10-1	894
20	Utah	9-2	495
21	Arizona	7-3	471
22	Florida State	8-3	439
23	NC State	8-3	330
24	Iowa	7-4	284
25	Mississippi State	7-4	178

**ORV:** Northern Illinois 94, West Virginia 49, Navy 42, Florida 41, UCF 30, Hawaii 24, Penn State 11, Southern Miss 9, Miami 9, Ohio 7, Air Force 6, Tulsa 5, San Diego State 5, Syracuse 3, Maryland 3, Temple 2, Notre Dame 2, Clemson 1, Miami (OH) 1, Northwestern 1

**Quick STRIKE 'CANES**

- ▶ The Hurricanes have proven to be one of the nation's most efficient teams when it comes to quick-strike scoring on offense. Already this year, Miami has 17 scores of two minutes or less through 11 games.
- ▶ Miami posted 20 scoring drives under two minutes in 2009, which was among the best in the nation.

Plays-Yds TOP	Result	Opponent
7-63	1:40 Hankerson 19-yd TD catch	FAMU
6-64	1:17 Hankerson 40-yd TD catch	FAMU
6-55	1:51 James 1-yd TD run	FAMU
7-19	1:58 Boshier 51-yard FG	OSU
7-60	1:37 Ford 9-yard TD catch	OSU
4-51	1:02 Hankerson 19-yard TD catch	PITT
4-43	1:26 Benjamin 10-yard TD catch	PITT
3-70	1:00 Hankerson 65-yard TD catch	CLEM
1-18	0:06 James 18-yard TD catch	CLEM
2-29	0:14 Hankerson 7-yard TD catch	CLEM
6-69	1:54 Berry 26-yard TD run	FSU
7-55	1:56 Hankerson 14-yard TD catch	DUKE
3-46	1:10 Harris 13-yard TD run	DUKE
4-65	1:22 Hankerson 29-yard TD catch	UVA
1-60	0:15 Benjamin 60-yard TD catch	UVA
1-79	0:14 Hankerson 79-yard TD catch	GT
4-62	1:37 Miller 4-yard TD run	VT

**GSR SCORES SHOW CONTINUED SUCCESS OF MIAMI ATHLETICS**

- ▶ In what is becoming an annual upward trend, student-athletes at the University of Miami continue to excel in the classroom at a record pace. The NCAA announced the Graduation Success Rates (GSR) for all member institutions two weeks ago and Miami established a new athletics department-wide record with a GSR of 86 percent.
- ▶ Last year, the athletics department-wide GSR was 82 percent and the previous high was set at 83 percent in 2007. The Athletics Department has exceeded the NCAA average for GSR in each of the last six years.

**Miami Compared to the NCAA**

	2005	2006	2007	2008	2009	2010
MIAMI	77%	78%	83%	81%	82%	86%
NCAA	76%	77%	77%	78%	79%	79%

**Notes FROM THE VIRGINIA TECH GAME**

- ▶ Senior Graig Cooper made his first start of the season at running back today for the Hurricanes, recording 10 yards on six carries. Cooper also had one kick return for 34 yards.
- ▶ Colin McCarthy led the Hurricanes in tackles for the second straight week, backing up his 15-tackle performance against Georgia Tech with 14 tackles today. Earlier this year, McCarthy set a career-high at Virginia with 18 tackles.
- ▶ Miami came into the game tied for sixth nationally in turnovers forced, with 26. The 'Canes forced a fumble in the first quarter to make it 27 on the year.
- ▶ Freshman Lamar Miller set a new career high and a Hurricanes season high with 163 rushing yards in the game on just 15 carries. His 47-yard run in the third quarter was the longest rush of the year for Miami. As a team, Miami rushed for 262 yards on 42 carries, for 6.2 yards per carry. That yards per carry average ties the season-high set at Virginia on Oct. 30.
- ▶ Miami came into the game allowing 147.9 yards/game through the air. For the seventh time this season, the Hurricanes limited the opposing starting quarterback to less than 150 yards, as Virginia Tech's Tyrod Taylor threw for just 94 yards, and the team threw for just 118.

**Defensive DOMINANCE**

- ▶ The University of Miami has always taken pride in its defense. From years of Randy Shannon as the defensive coordinator to now John Lovett, the 'Canes have spent most of the decade ranked among the nation's elite defensively.

**Miami Defenses From 2001-2010**

Year	Total	Rank	Scoring	Rank	Rushing	Rank	Passing	Rank
2010	319.27	19th	19.36	20th	174.09	83rd	145.18	3rd
2009	329.62	29th	22.15	37th	122.31	32nd	207.31	43rd
2008	317.5	28th	24.15	56th	151.85	75th	165.62	7th
2007	345.9	33rd	26.0	52nd	133.8	40th	212.2	35th
2006	255.5	7th	15.5	13th	67.9	4th	187.9	40th
2005	270.1	4th	14.3	4th	117.9	23rd	152.2	1st
2004	328.1	28th	17.0	13th	155.0	67th	173.1	9th
2003	257.5	2nd	15.1	4th	114.0	21st	143.5	1st
2002	285.0	7th	19.1	22nd	165.3	72nd	119.7	1st
2001	270.9	6th	9.4	1st	132.7	40th	138.2	2nd

**Brandon HARRIS IS A THORPE SEMIFINALIST**

- ▶ University of Miami junior cornerback Brandon Harris has been named as one of 10 semifinalists for the Jim Thorpe Award. Harris is the only student-athlete from the Atlantic Coast Conference to be named a semifinalist for the award, which is given annually to the nation's best collegiate defensive back.
- ▶ This marks the second straight year Harris was named a semifinalist for the Thorpe Award. Other Hurricanes to be named semifinalists for the award include Kenny Phillips (2007), Brandon Meriweather (2005), Antrel Rolle (2004), Sean Taylor (2003), Ed Reed (2001), C.J. Richardson (1994), Ryan McNeil (1992) and Bennie Blades (1987). Taylor was named a semifinalist in 2003 and Blades won the award in 1987.

**Going BOWLING**

- ▶ With Miami's win over Maryland on Nov. 6, the 'Canes became bowl eligible.
- ▶ Miami has appeared in a bowl game 24 times in the last 27 seasons.
- ▶ The Hurricanes own an all-time record of 19-16 in 35 bowl appearances, including a record of 8-4 in bowl games since beating Virginia in the 1996 Carquest Bowl.
- ▶ Last season, Miami lost a close battle with Wisconsin in the Champs Sports Bowl in Orlando.

**2010 CAPTAINS**


► For the first time under head coach Randy Shannon, more than three players have been selected as team captains. The 2010 captains for Miami are Jacory Harris, Matt Boshier, Colin McCarthy, Pat Hill, Leonard Hankerson and Allen Bailey.



ALLEN BAILEY



MATT BOSHER




LEONARD HANKERSON



JACORY HARRIS



PAT HILL



COLIN MCCARTHY

**'Canes OWN RARE DISTINCTION**

- Miami is one of just 15 schools nationally that ranks in the nation's Top 40 in both total offense and total defense.
- The 'Canes rank 19th in total defense (319.27) and 31st in total offense (428.91) this season under second-year coordinators Mark Whipple (offense) and John Lovett (defense).
- Miami is joined by TCU, Ohio State, Boise State, Alabama, Oregon, Wisconsin, Nebraska, Utah, Michigan State, Northern Illinois, Arizona, Arkansas, Stanford and Southern Miss as the 15 teams nationally that boast similar success on both sides of the ball.

**Hankerson AMONG THE BEST ALL-TIME**

- Senior wide receiver Leonard Hankerson's nine-yard touchdown grab in the first quarter against Virginia Tech was his 12th of the season, a new single-season record. The previous record was held by Michael Irvin (11) in 1986.
- With 79 receiving yards against the Hokies, Hankerson became just the fourth Miami receiver to record 900 yards in a single season, joining Eddie Brown in 1984, Andre Johnson in 2002, and Wesley Carroll in 1990. Only Brown and Johnson have recorded 1,000 yards in a season. Hankerson currently stands at 958 for the year and needs just 42 yards to join that club.
- Hankerson has now scored a touchdown in six straight games and nine of Miami's 11 games this season.
- With a 20-yard catch in the first quarter against the Hokies, Hankerson has now caught a pass in 24 straight games.

**TOP 10 SINGLE SEASON RECEIVING TOTALS IN UM HISTORY**

Rank		Receiving Yards
1	Eddie Brown (1984)	1,114
2	Andre Johnson (2002)	1,092
3	<b>Leonard Hankerson (2010)</b>	<b>958</b>
4	Wesley Carroll (1990)	952
5	Santana Moss (1999)	899
6	Andre Johnson (2001)	881
7	Michael Irvin (1986)	868
8	Willie Smith (1984)	852
9	Michael Irvin (1985)	840
10	Dale Dawkins (1989)	833

**TOP 10 CAREER RECEIVING TOUCHDOWNS IN UM HISTORY**

Rank		Receiving TDs
1	Michael Irvin (1985-87)	26
2	Lamar Thomas (1989-92)	23
3	<b>Leonard Hankerson (2007-pr.)</b>	<b>21</b>
4	Reggie Wayne (1997-2000)	20
	Andre Johnson (2000-02)	20
6	Santana Moss (1997-2000)	19
7	Brian Blades (1984-87)	15
8	Eddie Brown (1983-84)	14
9	James Cox (1965-67)	12
	Bubba Franks (1997-99)	12

**MOST SINGLE SEASON RECEIVING TOUCHDOWNS IN UM HISTORY**

Rank		Receiving TDs
1	<b>Leonard Hankerson (2010)</b>	<b>12</b>
2	Michael Irvin (1986)	11
3	Lamar Thomas (1992)	10
	Reggie Wayne (2000)	10
	Andre Johnson (2001)	10

**HANKERSON'S 2010 GAME-BY-GAME STATS**

Game		Rec	Yards	TD
1	FLORIDA A&M	6	115	2
2	at No. 2 Ohio State	7	90	0
3	at Pittsburgh	3	36	1
4	at Clemson	7	147	3
5	No. 23 FLORIDA STATE	5	72	0
6	at Duke	6	80	1
7	NORTH CAROLINA	4	51	1
8	at Virginia	6	90	1
9	MARYLAND	4	66	1
10	at Georgia Tech	3	132	2
11	No. 14 VIRGINIA TECH	6	79	1
<b>TOTALS</b>		<b>57</b>	<b>958</b>	<b>12</b>

**Hurricane GAMEDAY**

▶ A brand new season of Hurricane Gameday kicked off in August on CSS. Hurricane Gameday has moved into a brand new studio with the longtime trio of Joe Zagacki, Don Bailey Jr. and head coach Randy Shannon.

▶ The show has undergone an overhaul, including a brand new set and graphics package... but the biggest change is the Unlimited Access fans will get to the Miami program. Throughout the 2010 season, Hurricane Gameday will run regular "Unlimited Access" features that will take fans behind the scenes with their favorite football team.

▶ In the season-opening show, fans heard Coach Shannon mic'd up at a scrimmage for the very first time. The exclusive access shows Shannon working with his beloved special teams units during the first scrimmage of training camp. We also sent the cameras with the team on a trip to the movies during one of the lighter moments in camp. Throughout the season, Hurricane Gameday will also bring fans exclusive footage in the weight room with Coach Andreu Swasey, in the locker room on gameday and much, much more.

▶ The CSS network covers 6.4 million homes in the Southeast, including Florida markets Miami, Ft. Lauderdale, West Palm Beach, Jacksonville, Sarasota, Tallahassee, Panama City and Lake County. CSS will air Hurricane Gameday on Thursdays and Saturdays throughout the season.

▶ Upcoming show airings are below.

**Schedule**

**Show 12 - USF Preview**

Thursday, Nov. 25 at 5:30 p.m.

Saturday, Nov. 27 at 10:30 a.m.

**Show 12 - USF Review**

Thursday, Dec. 2 at 5:30 p.m.

Saturday, Dec. 4 at 10:30 a.m.

**Miller CHASING ROOKIE RECORD**

▶ Redshirt freshman Lamar Miller currently ranks fourth all-time at UM in rushing yards by a freshman with 639. Miller trails teammate Graig Cooper, former teammate Javarris James and current Washington Redskin Clinton Portis for the most rushing yards ever by a 'Cane in their first collegiate season.

Rank	Yards (Year)
1. Clinton Portis	838 (1999)
2. Javarris James	802 (2006)
3. Graig Cooper	682 (2007)
4. Lamar Miller	639 (2010)

**First TIMES**

▶ Three rookie Hurricanes in the NFL had memorable games in Week Nine with Javarris James running for his first two career touchdowns, Jimmy Graham catching his first TD and Sam Shields recording his first career interception.

**November REIGN**

▶ The Hurricanes have been a dominant team this month the last quarter of a century. Since Jimmy Johnson's tenure began at Miami in 1984, UM is 78-23 all-time in the month of November. In fact, from 1984 to 2002, the Hurricanes were an impressive 63-8 in the year's second-to-last month.

▶ The 'Canes opened their November slate this year with a pair of wins (26-20 vs. Maryland; 35-10 at Georgia Tech) before falling last weekend against Virginia Tech.

▶ Miami went 3-1 last November, with wins over Virginia, Duke and USF and a road loss at UNC.

**Bailey LISTED AS ELITE NFL PROSPECT**

▶ Draft guru Mel Kiper Jr. released his latest Big Board on ESPN.com last month and University of Miami senior defensive lineman Allen Bailey was listed as the No. 11 overall prospect for the 2011 NFL Draft.

▶ Bailey, who has 35 tackles, 10.5 tackles for a loss and 6.5 sacks this year, is ranked sixth among all defensive players on the board.

▶ In addition to Kiper's belief that Bailey should be a first round selection, he also recognizes linebacker Colin McCarthy and kicker/punter Matt Boshier as top senior prospects at their respective positions.

**Young 'CANES**

▶ 23 student-athletes made their first appearances as Hurricanes this season:

- LB Kelvin Cain (Fr.)
- RB Eduardo Clements (Fr.)
- TE Asante Cleveland (Fr.)
- LB Tyrone Cornileus (Fr.)
- DL Dyron Dye (R-Fr.)
- TE Chase Ford (Jr. - JUCO Transfer)
- LB James Gaines (Fr.)
- DB Nathan Gholston (Soph.)
- LB Shayon Green (R-Fr.)
- RB Maurice Hagens (Fr.)
- OL Seantrel Henderson (Fr.)
- WR Allen Hurms (Fr.)
- OL Jermaine Johnson (R-Fr.)
- RB Storm Johnson (Fr.)
- OL Brandon Linder (Fr.)
- RB Lamar Miller (R-Fr.)
- QB Stephen Morris (Fr.)
- DL Luther Robinson (R-Fr.)
- DB Kacy Rodgers (Fr.)
- TE Billy Sanders (R-Fr.)
- OL Jared Wheeler (R-Fr.)
- QB Spencer Whipple (Jr.)
- OL Cory White (R-Fr.)

▶ Three players made their first career starts against FAMU in the season opener: Brandon McGee, Ben Jones and Tyler Horn. Offensive lineman Seantrel Henderson made his first career start at Clemson, linebacker Kelvin Cain made his first start at Duke and quarterback Stephen Morris saw his first game action at Virginia on Oct. 30.

**Telemaque ON A ROLL**

▶ After not recording an interception in the first 19 games of his career, sophomore safety Vaughn Telemaque has recorded three in a span of a week against FSU (10/9) and Duke (10.16). Against FSU, Telemaque recorded his first career pick in the second half against the Seminoles. He followed that up this three weeks ago against Duke, recording two more in the victory.



**Pass CATCHER U**

- ▶ As of Nov. 23, eight former 'Canes rank in the Top 100 in receiving yards this season in the NFL.
- ▶ Miami has three former players currently ranked in the Top 10 in the NFL in receiving yards.
- ▶ Reggie Wayne ranks fourth in the league in receiving yards (865), Andre Johnson is fifth (813) and Santana Moss is eighth (738).

NFL Rank	Rec	Yards	Avg.	TD
4 Reggie Wayne	71	865	12.2	4
5 Andre Johnson	56	813	14.5	4
8 Santana Moss	57	738	12.9	3
56 Frank Gore	46	452	9.8	2
61 Kellen Winslow	43	436	10.3	1
69 Roscoe Parrish	33	400	12.1	2
93 Greg Olsen	28	322	11.5	4
99 Jeremy Shockey	31	314	10.1	3

**Comparison: MIAMI AND USF**

▶ Here is a quick look at the match-ups you will see when the 'Canes and Bulls square off on Saturday at Sun Life Stadium.

MIAMI			USF		
Offense	Avg	NCAA Rank	Defense	Avg	NCAA Rank
Total	428.91	31	Total	325.20	25
Rushing	192.73	25	Rushing	129.80	32
Passing	236.18	46	Passing	195.40	32
MIAMI			USF		
Defense	Avg	NCAA Rank	Offense	Avg	NCAA Rank
Total	319.27	19	Total	311.60	103
Rushing	174.09	83	Rushing	152.00	65
Passing	145.18	3	Passing	159.60	105
MIAMI			USF		
Net Punting Avg	NCAA Rank		PR	Avg	NCAA Rank
Average	38.62	21	Average	12.84	21
MIAMI			USF		
PR	Avg	NCAA Rank	Net Punting	Avg	NCAA Rank
Average	5.04	103	Average	33.50	107

**Elite COMPANY**

- ▶ Damien Berry joined elite company in Miami's win at Duke on Oct. 16, becoming just the fifth UM player since 1975 to rush for 100 yards in three straight games. A week later against UNC, he made it four straight with 109 yards on the ground. He is the only ACC player to have run for four straight 100-yard games this season.
- ▶ Berry, who leads UM with 810 rushing yards this year, recorded 101 at Clemson, 101 against FSU, 111 at Duke and 109 against UNC in Miami during his streak.
- ▶ The only four players to accomplish the feat at Miami since 1975 are Willis McGahee, Edgerrin James and Clinton Portis.

**McCARTHY'S SUCCESS CONTINUES**

- ▶ Senior linebacker Colin McCarthy has picked up right where he left off last season, when he averaged 8.1 yards per carry over UM's last seven games. Now in the middle, McCarthy is second on the team with 81 tackles in nine games and ranks fourth in the ACC with an 9.1 tackle-per-game average.
- ▶ McCarthy is the most experienced Hurricane defender, having played in 46 and started 33 games in his career. Heading into the Virginia Tech game, he has a team-best 270 career tackles.

**More THAN A COINCIDENCE**

- ▶ Junior defensive tackle Micanor Regis recorded his third career interception on Oct. 16 at Duke, returning it 22 yards for a touchdown in Miami's 28-13 win in Durham.
- ▶ Regis, who also recorded a sack and a career-high nine tackles against the Blue Devils, now has three career interceptions after recording two as a sophomore in 2009.

**NFL U**

▶ Miami trails only Texas for the most players on active rosters in the NFL this season (*list according to the NFL*):

COLLEGE	PLAYERS
Texas	40
<b>Miami</b>	<b>38</b>
Southern California	36
Louisiana State	35
Ohio State	34
Florida	33
Georgia	33
Tennessee	33
California	31

**Big PLAY TRACKER**

► Here is a look at every play that resulted in a gain of 25 yards or more for the 'Canes on offense this season:

Play	Opp	Yards
J. Harris to Hankerson(TD)	FAMU	40
J. Harris to Berry (TD)	FAMU	32
Berry rush (1st down)	FAMU	25
Miller kick return (TD)	OSU	88
J. Harris to Hankerson (1st down)	OSU	25
T. Benjamin punt return (TD)	OSU	79
Berry rush over left end (1st down)	OSU	42
Miller rush up middle (1st down)	OSU	25
J. Harris to Benjamin (1st down)	PITT	39
Berry rush (1st down)	PITT	27
Berry rush (1st down)	CLEMSON	33
J. Harris to Hankerson (TD)	CLEMSON	65
J. Harris rush (1st down)	FSU	29
J. Harris to Benjamin (1st down)	FSU	31
Berry rush (1st down)	FSU	26
J. Harris to Benjamin (1st down)	DUKE	37
J. Harris to Hankerson (1st down)	DUKE	33
M. James rush (1st down)	DUKE	32
J. Harris to Cleveland (1st down)	UNC	25
Miller rush (1st down)	UNC	27
J. Harris to Benjamin (1st down)	UNC	26
Benjamin rush (1st down)	UVA	36
Morris to Hankerson (TD)	UVA	29
Morris to Benjamin (TD)	UVA	60
Morris to Benjamin (1st down)	MD	53
Morris to Benjamin (1st down)	MD	47
Morris to Hankerson (TD)	MD	35
Morris to Hankerson (1st down)	GT	45
Morris to Hankerson (TD)	GT	79
Morris to Benjamin (1st down)	GT	30
M. James rush (1st down)	GT	29
Morris to Benjamin (1st down)	VT	43
Miller rush (1st down)	VT	47
Miller rush (1st down)	VT	28

**Scoring DRIVES FOR MIAMI IN 2010**

► Here is a look at every scoring result for the 'Canes this season:

Play	Opp	Time
Harris to Hankerson for 19 yards (TD)	FAMU	1:40
Harris to Hankerson for 40 yards (TD)	FAMU	1:17
Harris to Berry for 32 yards (TD)	FAMU	3:20
Armstrong interception return for 22 yards (TD)	FAMU	--
M. James rush for 1 yard (TD)	FAMU	1:51
Miller rush for 5 yards (TD)	FAMU	2:29
Bosher 24-yard field goal (FG)	FAMU	5:59
Miller kick return for 88 yards (TD)	OSU	0:20
Bosher 51-yard field goal (FG)	OSU	2:04
Benjamin 79-yard punt return (TD)	OSU	--
Harris to Ford for 9 yards (TD)	OSU	1:46
Berry rush for 1 yard (TD)	PITT	3:25
Bosher 28-yard field goal (TD)	PITT	4:50
Harris to Hankerson for 19 yards (TD)	PITT	1:02
Harris to Benjamin for 10 yards (TD)	PITT	1:26
Miller 1-yard run (TD)	PITT	2:52
Harris to Hankerson for 22 yards (TD)	CLEMSON	3:06
Harris to Hankerson for 65 yards (TD)	CLEMSON	1:07
Harris to M. James for 18 yards (TD)	CLEMSON	0:10
Harris to Hankerson for 7 yards (TD)	CLEMSON	0:20
Bosher 29-yard field goal (FG)	CLEMSON	5:48
Harris rush for 3 yards (TD)	FSU	3:32
Berry rush for 26 yards (TD)	FSU	1:54
Bosher 36-yard field goal (FG)	FSU	3:02
Harris to Hankerson for 14 yards (TD)	DUKE	1:49
Harris rush for 13 yards (TD)	DUKE	0:30
Regis 22-yard interceptions return (TD)	DUKE	--
Berry rush for 1 yard (TD)	DUKE	3:42
Bosher 38-yard field goal (FG)	UNC	3:24
Bosher 34-yard field goal (FG)	UNC	3:28
Harris to Byrd for 6 yards (TD)	UNC	3:09
Harris to Benjamin for 24 yards (TD)	UNC	3:04
Harris to Hankerson for 19 yards (TD)	UNC	2:14
Berry rush for 2 yards (TD)	UNC	3:58
Morris to Hankerson for 29 yards (TD)	UVA	1:22
Morris rush for 9 yards (TD)	UVA	3:29
Morris to Benjamin for 60 yards (TD)	UVA	0:15
Miller rush for 8 yards (TD)	MD	2:34
James rush for 2 yards (TD)	MD	4:24
Bosher 33-yard field goal (FG)	MD	2:45
Bosher 31-yard field goal (FG)	MD	4:14
Morris to Hankerson for 35 yards (TD)	MD	2:29
Miller rush for 12 yards (TD)	GT	3:33
Berry rush for 5 yards (TD)	GT	3:28
Morris to Hankerson for 79 yards (TD)	GT	0:14
James rush for 7 yards (TD)	GT	4:53
Cooper rush for 3 yards (TD)	GT	5:45
Morris to Hankerson for nine yards (TD)	VT	3:06
Bosher 34-yard field goal (FG)	VT	4:00
Miller rush for four yards (TD)	VT	1:37

**100 YARDS ON THE GROUND**

► Here is a list of the University of Miami's all-time 100-yard rushing performances:

**CONSECUTIVE 100-YARD RUSHING GAMES (SINCE 1975)**

Player	No.	Year
Edgerrin James	7	1998
Willis McGahee	6	2002
Clinton Portis	6	2001
<b>Damien Berry</b>	<b>4</b>	<b>2010</b>
Clinton Portis	4	1999
Willis McGahee	4	2002
Frank Gore	3	2003

**MOST 100-YARD RUSHING GAMES (SINCE 1975)**

Player	No.	Years
Edgerrin James	15	1995-98
Clinton Portis	14	1999-2001
Ottis Anderson	13	1976-78
James Jackson	11	1997-2000
Willis McGahee	10	2002
Frank Gore	8	2001, 2003-04
Tyrone Moss	7	2003-2006
<b>Graig Cooper</b>	<b>6</b>	<b>2007-present</b>
Stephen McGuire	6	1989-91
<b>Damien Berry</b>	<b>5</b>	<b>2007-present</b>
Javarris James	5	2006-2009
Danyell Ferguson	5	1995-96
Alonzo Highsmith	5	1984
James Stewart	4	1993-94
Leonard Conley	4	1987-90
Jarrett Payton	3	2003
Dyral McMillian	3	1996
Warren Williams	3	1985-87
Melvin Bratton	3	1984-87
<b>Lamar Miller</b>	<b>2</b>	<b>2010-present</b>
Derron Thomas	1	2005-08
Donnell Bennett	1	1993
Larry Jones	1	1993
Alex Johnson	1	1989
Albert Bentley	1	1983
Speedy Neal	1	1982
Lorenzo Roan	1	1980
Ken McMillian	1	1978
Taylor Timmons	1	1977
Chris Hobbs	1	1977

**Miami OWNS NATION'S SECOND BEST MARK SINCE 1983**

► The University of Miami owns the nation's second-best record going back to the 1983 season, the year Miami won its first ever national championship under coach Howard Schnellenberger. Miami (.783) trails only Nebraska (.788) in winning percentage since that year.

**BEST WINNING % SINCE 1983**

	Wins	Losses	Ties	Winning %
Nebraska	269	72	1	.788
<b>Miami</b>	<b>264</b>	<b>73</b>	<b>0</b>	<b>.783</b>
Florida State	261	73	1	.781
Florida	257	78	4	.764
Ohio State	255	80	5	.757

**Miami HOPES TO DELIVER DREAMS WITH NEW ONLINE SHOP**

► Dreams, Inc. (NYSE Amex: DRJ), a vertically integrated leader in the licensed sports products industry, announced that it has signed an agreement with the University of Miami Athletics to re-launch the Hurricanes on-line fan shop (URL - ShopMiamiHurricanes.com).

► The multi-year deal marks the second alliance for Dreams with top-tier college athletics, following on the recent announcement regarding the University of Texas Longhorns.

**Spence IS BACK**

► Junior linebacker Sean Spence is having one of the most productive seasons for a UM linebacker in recent memory this year. The Miami native leads the 'Canes in solo tackles (49), tackles for loss (16.0) and forced fumbles (2), while ranking second in total tackles (92) and third in pass break-ups (5) through 11 games.

► After recording 65 tackles and 9.5 tackles for loss as a freshman in 2008, Spence was slowed by injury last year as a sophomore, recording just 36 tackles and 6.5 tackles for loss in 10 games. Through 11 games this year, Spence is averaging 8.4 tackles per game - a pace that would put him over 100 against USF.

**Jacory RANKS AMONG THE GREATEST**

► Junior quarterback Jacory Harris has climbed the whole way up to second on the University of Miami's career touchdown passes list.

► He moved into sole possession of second place all-time on Oct. 23 when he threw touchdown passes to LaRon Byrd, Travis Benjamin and Leonard Hankerson against the Tar Heels.

**TOP 10 CAREER TOUCHDOWN PASSES IN UM HISTORY**

Rank		TDs
1	Ken Dorsey (1999-02)	86
<b>2</b>	<b>Jacory Harris (2008-pr.)</b>	<b>50</b>
3t	Vinny Testaverde (1982-86)	48
	Steve Walsh (1986-88)	48
5	Gino Torretta (1989-92)	47
6	Craig Erickson (1987-90)	46
7	Ryan Clement (1994-97)	43
8	Bernie Kosar (1983-84)	40
9	Kyle Wright (2004-07)	38
10	Brock Berlin (2003-04)	34

**Bailey NAMED DEFENSIVE PLAYER OF THE WEEK**

► University of Miami senior defensive lineman Allen Bailey was named the National College Football Performance Awards Co-Defensive Player of the Week after his performance against UNC on Oct. 23. Bailey led the 'Canes to a 33-10 victory over North Carolina, recording six tackles and a career-best 3.5 sack in the convincing win over the Tar Heels.

► Bailey shared the weekly award with Pittsburgh's Brandon Lindsey, who had three sacks and a forced fumble in the Panthers' win over Rutgers.

**It's BEEN A WHILE**

▶ Quarterback Jacory Harris entered the 2009 season snapping a streak of at least 16 years since a player from Miami-Dade County quarterbacked a University of Miami team. Hialeah High School's Ryan Collins started the last seven games of the 1993 season, but did not go into the season as the starter. Kary Baker was the last Miami-Dade County quarterback to enter the season as the starting quarterback. Baker, from Miami-Edison High School, was UM's starter in 1974 and also was Miami's first African-American quarterback.

**MIAMI QUARTERBACKS SINCE 1974**

2009	Jacory Harris	Miami
2008	Robert Marve	Tampa
2007	Kyle Wright	Danville, Calif.
2006	Kyle Wright	Danville, Calif.
2005	Kyle Wright	Danville, Calif.
2004	Brock Berlin	Shreveport, La.
2003	Brock Berlin	Shreveport, La.
2002	Ken Dorsey	Orinda, Calif.
2001	Ken Dorsey	Orinda, Calif.
2000	Ken Dorsey	Orinda, Calif.
1999	Ken Dorsey	Orinda, Calif.
1998	Scott Covington	Laguna Niguel, Calif.
1997	Ryan Clement	Denver, Colo.
1996	Ryan Clement	Denver, Colo.
1995	Ryan Clement	Denver, Colo.
1994	Frank Costa	Philadelphia, Pa.
1993	Frank Costa	Philadelphia, Pa.
	<b>Ryan Collins</b>	<b>Pembroke Pines</b>
1992	Gino Torretta	Pinole, Calif.
1991	Gino Torretta	Pinole, Calif.
1990	Craig Erickson	West Palm Beach
1989	Craig Erickson	West Palm Beach
1988	Steve Walsh	St. Paul, Minn.
1987	Steve Walsh	St. Paul, Minn.
1986	Vinny Testaverde	Elmont, N.Y.
1985	Vinny Testaverde	Elmont, N.Y.
1984	Bernie Kosar	Boardman, Ohio
1983	Bernie Kosar	Boardman, Ohio
1982	Mark Richt	Boca Raton
1981	Jim Kelly	East Brady, Pa.
1980	Jim Kelly	East Brady, Pa.
1979	Mike Rodrigue	Tallahassee
1978	Kenny McMillian	DeLand
1977	Kenny McMillian	DeLand
	E.J. Baker	Lakeland
1976	E.J. Baker	Lakeland
1975	E.J. Baker	Lakeland
1974	<b>Kary Baker</b>	<b>Miami</b>

**Feat FIRST**

- ▶ For the first time in school history, the University of Miami recorded a punt return for a touchdown and a kick return for a touchdown in the same game. On Set. 7 at Ohio State, Lamar Miller returned a kickoff 88 yards for a touchdown in the first quarter before Travis Benjamin followed Miller's return with a 79- yard punt return for a touchdown with 3:04 left in the first half.
- ▶ The last time, a Miami player returned a kickoff for a touchdown was Devin Hester at NC State on Oct. 23, 2004. Hester's return went for 100 yards. Benjamin's punt return of 79 yards tied for the 10th longest in school history. It also was his first career punt return for a touchdown and the first for Miami since Thearon Collier's 60-yard punt return last season against Virginia.
- ▶ The returns also marked the first time in OSU history that an opponent scored on a punt return and a kick return in the same game against the Buckeyes.

**University OF MIAMI CELEBRATES NEW TOP RANKING**

- ▶ The U.S. News and World Report released their official rankings of the top colleges and universities in the nation for 2011. Coming in at number 47 was the University of Miami, which claimed the honor of the top-ranked school in the state of Florida.
- ▶ This was the first time that UM had been named a Top 50 institution, part of a nine-year span which has seen the school jump 20 spots in the rankings.
- ▶ The Hurricanes were among seven Atlantic Coast Conference schools ranked among the Top 50 – the most Football Bowl Subdivision schools for any conference. ACC members joining Miami among the national leaders are: Duke, Virginia, Wake Forest, North Carolina, Boston College and Georgia Tech.
- ▶ Ranking criteria included peer assessment, graduation and retention rates, faculty resources, student selectivity, and giving by alumni.
- ▶ The editors of U.S. News & World Report have ranked the nation's top universities and colleges for the past 27 years. The 2011 edition of "America's Best Colleges" hit newsstands on August 31, and the rankings can be viewed on the magazine's website at [www.usnews.com](http://www.usnews.com).

**ESPN: 15 OF TOP 200 PLAYERS IN THE NFL ARE 'CANES**

▶ The UM pipeline to NFL stardom is no surprise to anyone that follows the sport as it continues to grow. At the beginning of training camps, 51 UM players were working out with NFL teams. ESPN.com and Scouts Inc. put together a list of the 200 best players in the NFL and Miami had an impressive 15 representatives:

- |   |  |
|---|--|
| 2. Andre Johnson - Houston Texans         | 111. Vernon Carey - Miami Dolphins       |
| 14. Ed Reed - Baltimore Ravens            | 119. Ray Lewis - Baltimore Ravens        |
| 32. Reggie Wayne - Indianapolis Colts     | 140. Eric Winston - Houston Texans       |
| 36. Vince Wilfork - New England Patriots  | 148. Jonathan Vilma - New Orleans Saints |
| 42. Jon Beason - Carolina Panthers        | 162. Brandon Meriweather - New England   |
| 58. Frank Gore - San Francisco 49ers      | 196. Calais Campbell - Arizona Cardinals |
| 72. DJ Williams - Denver Broncos          | 200. Devin Hester - Chicago Bears        |
| 91. Kellen Winslow - Tampa Bay Buccaneers |  |

**Talent IN SOUTH FLORIDA**

- ▶ The University of Miami's football roster is loaded with student-athletes from Florida and more specifically, South Florida.
- ▶ The same can be said for rosters in the NFL, where Miami ranks second to only Houston for having the most players from their city.

**Cities WITH MOST NFL PLAYERS**

Houston	24
Miami	22
Los Angeles	20
Detroit	15
New Orleans	15

**States WITH MOST NFL PLAYERS**

California	211
Texas	181
Florida	177
Ohio	85
Georgia	80

**Miami TEAM LEADERS**

► Here is list of Miami's statistical team leaders through three games this season:

<b>Passing Yards</b>	Jacory Harris	1,646
<b>Rushing Yards</b>	Damien Berry	810
<b>Receiving Yards</b>	Leonard Hankerson	958
<b>Receptions</b>	Leonard Hankerson	57
<b>Punt Return Yards</b>	Travis Benjamin	94
<b>Kick Return Yards</b>	Storm Johnson	169
<b>Total Touchdowns</b>	Leonard Hankerson	12
<b>Scoring</b>	Leonard Hankerson	72
<b>All-Purpose Yards</b>	Leonard Hankerson	958
<b>Solo Tackles</b>	Sean Spence	49
<b>Total Tackles</b>	Colin McCarthy	95
<b>Tackles for a loss</b>	Sean Spence	16.0
<b>Sacks</b>	Allen Bailey	7.0
<b>Interceptions</b>	Three players	3
<b>Pass breakups</b>	Brandon Harris	8
<b>Fumbles recovered</b>	Vaughn Telemaque	2
<b>Fumbles forced</b>	Sean Spence	2

**Hurricanes IN THE ACC IN 2010**

► The following is a list of where UM ranks as a team and individually in the Atlantic Coast Conference this season:

Team	Rank	Player	Rank
Scoring Offense	5th (27.7)	<b>Lamar Miller</b>	
Scoring Defense	4th (19.4)	All-Purpose Yardage	10th (97.4)
Pass Offense	5th (236.2)	Scoring (TDs)	9th (4.2)
Pass Defense	1st (145.2)	<b>Damien Berry</b>	
Rush Offense	3rd (192.7)	Rushing	4th (81.0)
Rush Defense	9th (174.1)	<b>Leonard Hankerson</b>	
Total Offense	1st (428.9)	Receiving Yards	1st (87.1)
Total Defense	2nd (319.3)	Receptions	2nd (5.18)
Kickoff Coverage	8th (42.5)	Scoring TDs	3rd (6.5)
Kickoff Returns	8th (19.6)	<b>Matt Boshier</b>	
Punting	2nd (38.6)	Punting	2nd (44.9)
Punt Return Avg.	11th (5.0)	<b>Travis Benjamin</b>	
Turnover Margin	t-7th (-0.18)	Punt Return Avg.	8th (5.5)
First Downs	1st (252)	<b>Sean Spence</b>	
Opponent 1st Downs	2nd (178)	Tackles/Game	5th (8.3)
Red Zone Offense	11th (76.6)	Tackles for Loss	5th (1.36)
Red Zone Defense	1st (70.7)	<b>Colin McCarthy</b>	
Sacks By	3rd (34)	Tackles/Game	3rd (9.6)
Sacks Against	t-2nd (15)	<b>Ray-Ray Armstrong</b>	
Penalties	11th (69.5)	Tackles/Game	t-22nd (6.0)
Opponent Penalties	8th (53.6)	<b>Allen Bailey</b>	
Time of Possession	10th (28:34)	Sacks	6th (.64)
3rd Down Conv.	7th (39.2)	<b>Olivier Vernon</b>	
Opp. 3rd Down Conv.	2nd (34.8)	Sacks	t-7th (.55)
4th Down Conv.	t-12th (40.0)		
Opp. 4th Down Conv.	1st (40.0)		
Field Goals	10th (.714)		
PAT Kicking	12th (.868)		
Pass Efficiency	8th (117.6)		
Pass Def. Efficiency	1st (96.0)		

**Coaches AT THEIR ALMA MATERS**

- Miami's Randy Shannon is one of 16 head coaches working at their alma mater this season.
- Shannon matched up with Pitt's Dave Wannstedt and Virginia Tech's Frank Beamer this year.

Chris Ault	Nevada
Frank Beamer	Virginia Tech
Troy Calhoun	Air Force
Steve Fairchild	Colorado State
Pat Fitzgerald	Northwestern
Ralph Friedgen	Maryland
Mike Gundy	Oklahoma State
Doug Marrone	Syracuse
Ruffin McNeil	East Carolina
Rick Neuheisel	UCLA
Joker Phillips	Kentucky
Larry Porter	Memphis
<b>Randy Shannon</b>	<b>Miami</b>
Willie Taggart	Western Kentucky
Dave Wannstedt	Pittsburgh
Paul Wulff	Washington State

**Bosher UP FOR LOWE'S SENIOR CLASS AWARD**

► Senior placekicker and punter Matt Bosher has been named one of 30 NCAA football bowl subdivision student-athletes selected as a candidate for the Lowe's Senior CLASS. To be eligible for the award, a student-athlete must be classified as an NCAA Division I senior and have notable achievements in four areas of excellence - community, classroom, character and competition.

► Bosher received his Bachelor's of Arts in history in May of 2010. He also minored in sport administration and is currently pursuing a second degree. He was named to the 2006-07 ACC Academic Honor Roll and is a member of the University of Miami Athletic Director's Honor Roll awarded to student-athletes with semester GPAs of 3.2 or better). He is a two-time University of Miami Book Buster (awarded to student-athletes with semester GPA 3.0 or better).

► Bosher has been involved in numerous community service activities including the University of Miami Football 'Canes on Patrol Program that works with the Broward County Sheriff's Department to encourage Broward youth to stay in school and out of gang and street related violence. He also has served as a mentor in the Fun 4 Kidz program (paired with Miami-Dade area middle-school students) meeting once a month and talking on the phone once-a-week.

► An acronym for Celebrating Loyalty and Achievement for Staying in School, the Lowe's Senior CLASS Award focuses on the total student-athlete and encourages students to use their platform in athletics to make a positive impact as leaders in their communities.

**Byrd HONORED BY UM AFRICANA PROGRAM**

► University of Miami wide receiver LaRon Byrd was selected as one of three recipients of the Fannie Lou Hamer Academic Achievement Award, given to the Most Improved Students, in terms of Africana Studies Program courses at UM.

► LaRon has excellent attendance, participates in class, completes all assignments on time and has an overall positive attitude toward learning which is to be applauded, said Dr. Patti Rose, Professor, UM Africana and American Studies. As a student-athlete, he is exemplary, in the classroom setting, which is wonderful to see.

► Byrd received the award on May 17 at the First Annual Fannie Lou Hamer, Africana Studies Program Achievement Awards at the Wesley Gallery on the campus of the University of Miami.

**'Canes PREDICTED SECOND IN COASTAL**

► Miami was voted to finish second in the ACC Coastal Division by media members at the 2010 ACC Football Kickoff earlier this fall. After finishing the season 9-4 (5-3 ACC) and advancing to the Champs Sports Bowl in Orlando, the Hurricanes picked up 444 points from members of the working media, while collecting 20 first place votes within the Coastal Division.

► Virginia Tech was predicted on 50 ballots to win its fourth ACC crown. Florida State finished second with 26 votes, followed by Miami (10), Georgia Tech (8), Boston College (2) and North Carolina (2). The Hokies were also tabbed to win the ACC's Coastal Division, earning 532 points and 62 first-place votes.

► Miami followed in second place (444 points, 20 first-place votes); Georgia Tech was third (408); North Carolina fourth (379); fifth was Duke (169); and Virginia (126) rounded out the six-team Coastal Division.

**Offense HAS A TOP 10 SEASON**

► The University of Miami's offense had one of the most productive seasons in school history in 2009.

► The 2009 offense finished first in school history in first downs gained passing (169), second in overall first downs (275) and fourth in total yards gained (5,199).

**TOP 10 SINGLE SEASON FIRST DOWNS GAINED PASSING IN UM HISTORY**

Rank		First downs
1	<b>2009</b>	<b>169</b>
2	1988	161
3	1984	159
4	1990	156
5t	1989	153

**Jacory IN 2009**

► Junior quarterback Jacory Harris had one the most productive passing seasons in recent memory in 2009.

► Here is a list of where Harris' 2009 season ranks in a single-season in UM history:

**TOP 10 SINGLE SEASON PASSING YARDS IN UM HISTORY**

Rank		Yards
1	Bernie Kosar (1984)	3,642
2	Ken Dorsey (2002)	3,369
3	Craig Erickson (1990)	3,363
4	<b>Jacory Harris (2009)</b>	<b>3,352</b>
5	Vinny Testaverde (1985)	3,238
6	Steve Walsh (1988)	3,115
7	Gino Torretta (1991)	3,095
8	Gino Torretta (1992)	3,060
9	Ken Dorsey (2000)	2,737
10	Brock Berlin (2004)	2,680

**TOP 10 SINGLE SEASON TOUCHDOWN PASSES IN UM HISTORY**

Rank		TDs
1	Steve Walsh (1988)	29
2	Ken Dorsey (2002)	28
3	Vinny Testaverde (1986)	26
4t	Bernie Kosar (1984)	25
	Ken Dorsey (2000)	25
6	<b>Jacory Harris (2009)</b>	<b>24</b>
7	Ken Dorsey (2001)	23
8t	Craig Erickson (1990)	22
	Brock Berlin (2004)	22
10	Vinny Testaverde (1985)	21

**TOP 10 SINGLE SEASON PASS ATTEMPTS IN UM HISTORY**

Rank		Attempts
1	Bernie Kosar (1984)	416
2	<b>Jacory Harris (2009)</b>	<b>406</b>
3	Gino Torretta (1992)	402
4t	Craig Erickson (1990)	393
	Ken Dorsey (2002)	393
6	Steve Walsh (1988)	390
7	Gino Torretta (1991)	371
8t	Vinny Testaverde (1985)	352
	Brock Berlin (2003)	352
10	Brock Berlin (2004)	348

**TOP 10 SINGLE SEASON PASS COMPLETIONS IN UM HISTORY**

Rank		Completions
1	Bernie Kosar (1984)	262
2	<b>Jacory Harris (2009)</b>	<b>242</b>
3	Steve Walsh (1988)	233
4	Gino Torretta (1992)	228
5	Craig Erickson (1990)	225
6	Ken Dorsey (2002)	222
7	Vinny Testaverde (1985)	216
8	Brock Berlin (2003)	211
9	Gino Torretta (1991)	205
10	Bernie Kosar (1983)	201

**Hurricanes ON PRESEASON LISTS**

▶ Several Hurricanes have been getting some preseason accolades. Here is a look at who on the UM roster has been named to a national preseason watch list:

**JACORY HARRIS**

Manning Quarterback Award Watch List  
 Davey O'Brien Award Watch List

**MATT BOSHER**

Groza Award Watch List  
 Preseason All-ACC Selection  
 Lowes Senior CLASS Award Candidate

**BRANDON HARRIS**

Nagurski Trophy Watch List  
 Preseason All-ACC Selection  
 Thorpe Award Watch List

**LEONARD HANKERSON**

Biletnikoff Award Watch List

**GRAIG COOPER**

Paul Hornung Award Watch List

**ALLEN BAILEY**

Rotary Lombardi Award Watch List  
 Nagurski Trophy Watch List

**ORLANDO FRANKLIN**

Outland Trophy Watch List

**MARCUS FORSTON**

Outland Trophy Watch List

**COLIN MCCARTHY**

Butkus Award Watch List

**SEAN SPENCE**

Butkus Award Watch List

**Miami's SHANNON SIGNS NEW FOUR-YEAR CONTRACT**

▶ University of Miami Director of Athletics Kirby Hocutt announced on May 12 that head football coach Randy Shannon has signed a new four-year contract.

"There's no other place I'd rather be than coaching Hurricanes football. I'm excited about the momentum we continue to build and our strong recruiting classes," said Coach Shannon. "We have dedicated student athletes and experienced and committed coaching staff, a strong athletic program and the University leadership's support -- all important components consistent with long term success."

▶ Shannon, 44, took over the Hurricanes' program in 2007 and has led Miami to two bowl game appearances in three seasons. After going 5-7 in his first season as a head coach, Shannon led the Hurricanes to a 7-6 record in 2008 with an appearance in the Emerald Bowl. In 2009, the Hurricanes had a breakout season winning three games against Top 25 opponents to start the season enroute to a 9-4 campaign and a third place finish in the Atlantic Coast Conference. Miami ended the season with an appearance in the Champs Sports Bowl.

"We are very proud of the positive steps our football program has taken under the leadership of Coach Shannon," said UM Director of Athletics Kirby Hocutt. "With a commitment to excellence in the classroom, in the community, and in competition, we are well on our way, once again, to the top of the college football world."

▶ Shannon has also had a tremendous impact on the football program off the field. The program was among those honored by the National Collegiate Athletic Association (NCAA) for its latest Academic Progress Report score (APR) released yesterday. It was recognized as having posted a multi-year APR score in the top 10 percent. Miami was the only Bowl Championship Subdivision (BCS) team among the 26 schools recognized that finished ranked in the final USA Today Coaches Poll and Associated Press poll after the 2009 season. UM and Duke were the only two Atlantic Coast Conference football programs recognized.

**Spring GAME RECAP**

▶ Travis Benjamin hauled in six catches for 171 yards and a touchdown and quarterbacks Stephen Morris and Spencer Whipple combined for 321 passing yards and three TDs as the Hurricanes defeated Miami, 58-53, in the University of Miami football team's annual spring game Saturday at Traz Powell Stadium in front of an estimated crowd of 10,000.

▶ Team Hurricanes were comprised of the second and third team offenses and the first team, defense while Team Miami was comprised of the first team offense and second and third team defenses. The offenses earned six points for a touchdown, three points for a field goal, one point for an extra point, one point for crossing the 50-yard line and one point for every first down. The defenses earned one point for a three-and-out, two points for an interception, two points for a fumble recovery and six points for a touchdown.

▶ Morris completed 12-of-21 passes for 209 yards, two TDs and one INT. Whipple went 7-of-16 for 112 yards and one touchdown. A.J. Highsmith quarterbacked UM and went 11-of-20 for 131 yards with three TDs and two interceptions.

▶ Kendal Thompkins caught a game-high eight passes for 84 yards and one touchdown for the Hurricanes. Leonard Hankerson had three receptions for 61 yards and two touchdowns.

▶ Linebacker Sean Spence led the Hurricanes with eight tackles. Vaughn Telemaque added six tackles for the Hurricanes. Brandon McGee had seven tackles and two pass breakups for Miami while safety Ray Ray Armstrong intercepted two passes.

**Gino TORRETTA ENSHRINED IN COLLEGE FOOTBALL HOF**

▶ Former University of Miami quarterback Gino Torretta was enshrined into the National Football Foundation (NFF) College Football Hall of Fame in South Bend, Ind. on July 17. Torretta is the sixth Hurricane to be selected for induction, as he joined former student-athletes Bennie Blades, (2006), Don Bosseler (1990) and Ted Hendricks (1987) along with coaches Andy Gustafson (1985) and Jack Harding (1980) in the Hall.

▶ Torretta, along with the 23 other inductees in this year's class, took part in two full days of activities in conjunction with the enshrinement, which was held Saturday night at the Century Center Convention Center.

▶ A key factor in many of Miami's national championship-contending teams, Torretta became one of the most decorated players in college football history, claiming unanimous First Team All-America honors, the Heisman Trophy, Davey O'Brien, Johnny Unitas Golden Arm, Maxwell and Walter Camp awards in 1992.

**Miami-NOTRE DAME FOOTBALL SERIES SET**

▶ The University of Miami and the University of Notre Dame have officially come to an agreement on the dates and sites of a future three-game football series between the schools.

▶ The series will open with a neutral site game at Soldier Field in Chicago on Saturday, Oct. 6, 2012. Game two of the series is scheduled for four years later, with the Hurricanes traveling to South Bend, Ind. to face the Fighting Irish on Saturday, Oct. 8, 2016 at Notre Dame Stadium. The final game of the contract will be played at Sun Life Stadium in Miami Gardens, Fla. on Saturday, Nov. 25, 2017.

▶ The last time the two teams met in Miami, the Hurricanes cruised to a 27-10 win over Notre Dame at the Orange Bowl in 1989. Three of Miami's wins over Notre Dame came during the regular season of the Hurricanes' 1983, 1987 and 1989 national championship years. Notre Dame leads the all-time series between the two schools, 15-7-1.

▶ Miami and Notre Dame recently made national headlines when it was announced the two programs would share the American Football Coaches Association's 2009 Academic Achievement Award, as both schools recorded a 100 percent graduation rate for members of its freshman football student-athlete class of 2002.

**'Canes AND THE LEAGUE**

► More than 275 former Hurricanes have gone on to play in the NFL.  
 ► 33 Hurricanes have been a part of a Super Bowl winning team and a total of 67 former Canes have played in a Super Bowl.  
 ► Three Hurricanes - Jonathan Vilma, Jeremy Shockey and Glenn Sharpe -- were members of the Super Bowl XLIV Champion New Orleans Saints this past season.  
 ► 41 former Hurricanes are currently with NFL teams as of Oct. 8, 2010.

**ARIZONA CARDINALS**

Calais Campbell DL

**ATLANTA FALCONS**

Spencer Adkins LB

**BUFFALO BILLS**

Roscoe Parrish WR

**BALTIMORE RAVENS**

Tavares Gooden LB  
 Ray Lewis LB  
 Willis McGahee RB  
 Ed Reed S

**CAROLINA PANTHERS**

Jon Beason LB

**CHICAGO BEARS**

Devin Hester WR/PR  
 Greg Olsen TE

**DALLAS COWBOYS**

Leon Williams LB

**DENVER BRONCOS**

D.J. Williams LB

**DETROIT LIONS**

Jason Fox OT

**GREEN BAY PACKERS**

Sam Shields CB

**HOUSTON TEXANS**

Rashad Butler OL  
 Andre Johnson WR  
 Chris Myers OL  
 Darryl Sharpton LB  
 Eric Winston OL

**INDIANAPOLIS COLTS**

Reggie Wayne WR  
 Javaris James RB

**MIAMI DOLPHINS**

Vernon Carey OL

**MINNESOTA VIKINGS**

Bryant McKinnie OL

**NEW ENGLAND PATRIOTS**

Brandon Meriweather S  
 Vince Wilfork DL

**NEW ORLEANS SAINTS**

Jimmy Graham TE  
 Jeremy Shockey TE  
 Jonathan Vilma LB

**NEW YORK GIANTS**

Bruce Johnson DB  
 Sinorice Moss (IR) WR  
 Kenny Phillips S  
 Antrel Rolle DB

**PHILADELPHIA EAGLES**

Antonio Dixon DL

**SAN FRANCISCO 49ERS**

Frank Gore RB

**SEATTLE SEAHAWKS**

Kelly Jennings DB

**TAMPA BAY BUCCANEERS**

Kellen Winslow TE

**WASHINGTON REDSKINS**

Phillip Buchanon CB  
 Rocky McIntosh LB  
 Santana Moss WR  
 Clinton Portis RB

**'Canes IN THE PRO BOWL**

► Eleven former University of Miami football players were named to the 2010 NFL Pro Bowl, easily the highest representation for any school in the nation. The list included:

CB	Antrel Rolle	Arizona Cardinals
WR	Andre Johnson	Houston Texans
WR	Reggie Wayne	Indianapolis Colts
RB	Clinton Portis	Washington Redskins
LB	Ray Lewis	Baltimore Ravens
LB	Jon Beason	Carolina Panthers
S	Ed Reed	Baltimore Ravens
RB	Frank Gore	San Francisco 49ers
S	Brandon Meriweather	New England Patriots
DT	Vince Wilfork	New England Patriots
OT	Bryant McKinnie	Minnesota Vikings

**'Canes IN THE NFL - WEEK 11**

► Here are some of the top performances by 'Canes from Week 11 of the NFL season:

**Santana Moss - Washington Redskins WR vs. Tennessee**

- Caught six passes for 106 yards and a touchdown in road win

**Reggie Wayne - Indianapolis Colts WR vs. New England**

- Hauled in eight balls for 107 yards and touchdown in road loss

**Ray Lewis - Baltimore Ravens LB vs. Carolina**

- Recorded a game-high 10 tackles and returned an interception for a touchdown

**Brandon Meriweather - New England Patriots SS vs. Indianapolis**

- Finished with seven tackles (5-2) and had an interception in home win over the Colts

**Jon Beason - Carolina Panthers LB vs. Baltimore**

- Tallied nine tackles and forced a fumble in home loss to the Ravens

**Greg Olsen - Chicago Bears TE vs. Miami**

- Caught four balls for 40 yards in road win over the Dolphins

**Philip Buchanon - Washington Redskins CB vs. Tennessee**

- Led Washington with six solo tackles and recorded an interception versus the Titans

**Kenny Phillips - New York Giants SS vs. Philadelphia**

- Recorded five tackles (all solo) in loss to the Eagles

**Ed Reed - Baltimore Ravens FS vs. Carolina**

- Intercepted a pass and lateraled the ball to Dawan Landry for a touchdown

**Devin Hester - Chicago Bears WR/Returner vs. Miami**

- Had four catches for 41 yards in win over Miami

**Sam Shields - Green Bay Packers CB vs. Minnesota**

- Returned a kick for 22 yards, had a tackle and played well in coverage in win

**Vince Wilfork - New England Patriots DT vs. Indianapolis**

- Tallied six total tackles (four solo, two assists) in win

**Jimmy Graham - New Orleans Saints TE vs. Seattle**

- Caught five passes for a career-high 72 yards against the Seahawks

**Antrel Rolle - New York Giants FS vs. Philadelphia**

- Recorded five tackles (all solo) in loss to the Eagles



2010 ALPHABETICAL ROSTER

No.	Name	Class	Pos.	Ht.	Wt.	Hometown/High School/College
26	Ray-Ray Armstrong	Soph.	DB	6-4	215	Sanford, Fla./Seminole HS
57	Allen Bailey	Sr.	DL	6-4	285	Sapelo, Ga./McIntosh County Academy
73	Jermaine Barton	Fr.	OL	6-7	283	Fort Lauderdale, Fla./St. Thomas Aquinas HS
3	Travis Benjamin	Jr.	WR	5-11	176	Belle Glade, Fla./Glades Central HS
20	Damien Berry	Sr.	RB	6-0	215	Belle Glade, Fla./Glades Central HS
25	Matt Boshier	Sr.	P/PK	6-0	205	Jupiter, Fla./Jupiter HS
76	Jeffrey Brown	Fr.	DL	6-3	275	Evanston, Ill./Evanston HS
45	Ramon Buchanan	Jr.	LB	6-1	220	Melbourne, Fla./Palm Bay HS
79	Malcolm Bunche	Fr.	OL	6-7	328	Newark, Del./Milford (N.Y.)/Newark HS
47	LaRon Byrd	Jr.	WR	6-4	215	Hahnville, La./Hahnville HS
94	Kelvin Cain	Fr.	LB	6-3	226	Clovis, Calif./Buchanan HS
43	John Calhoun	Jr.	FB	6-3	255	Micco, Fla./Sebastian River HS
37	Jared Campbell	Sr.	DB	6-0	205	Aurora, Colo./Overland HS
32	Lee Chambers	Jr.	DB	5-10	195	Coffeeville, Miss./Coffeeville HS
23	Eduardo Clements	Fr.	RB	5-9	190	Miami, Fla./Booker T. Washington HS
82	Asante Cleveland	Fr.	TE	6-5	245	Sacramento, Calif./Christian Brothers HS
2	Graig Cooper	Sr.	RB	6-0	205	Memphis, Tenn./Melrose/Milford Prep
39	Tyrone Cornileus	Fr.	LB	6-2	195	Stone Mountain, Ga./Stephenson HS
18	Devont'a Davis	Fr.	DB	6-1	175	Gainesville, Fla./Gainesville HS
49	Dyron Dye	R-Fr.	DL	6-5	255	Sanford, Fla./Seminole HS
70	Jonathan Feliciano	Fr.	OL	6-5	330	Davie, Fla./Western HS
61	Joel Figueroa	Sr.	OL	6-6	323	Miami, Fla./North Miami HS
9	Chase Ford	Jr.	TE	6-6	245	Corrigan, Texas/Kilgore JC/Corrigan-Camden
99	Marcus Forston	Soph.	DL	6-3	305	Miami, Fla./Northwestern HS
74	Orlando Franklin	Sr.	OL	6-7	312	Delray Beach, Fla./Atlantic HS
58	Jordan Futch	Jr.	LB	6-3	240	Hollywood, Fla./Chaminade Madonna College Prep
59	James Gaines	Fr.	LB	6-3	205	Getzville, N.Y./Canisius HS
28	Nathan Gholston	Soph.	DB	5-7	180	Westland, Mich./Plymouth HS
69	Sean Goldstein	Soph.	LB	6-0	225	Dresher, Pa./Chestnut Hill Academy
84	Richard Gordon	Sr.	TE	6-4	265	Miami, Fla./Norland/Milford Prep (N.Y.)
51	Shayon Green	R-Fr.	LB	6-3	230	Tifton, Ga./Tifton County HS
66	Harland Gunn	Jr.	OL	6-2	315	Omaha, Neb./Central HS
33	Maurice Hagens	Fr.	RB	5-11	232	Riverview, Fla./Tampa Bay Tech HS
19	Darion Hall	Fr.	RB	5-11	190	Naples, Fla./Lely HS
85	Leonard Hankerson	Sr.	WR	6-3	205	Fort Lauderdale, Fla./St. Thomas Aquinas HS
1	Brandon Harris	Jr.	DB	5-11	195	Miami, Fla./Booker T. Washington HS
12	Jacory Harris	Jr.	QB	6-4	200	Miami, Fla./Northwestern HS
77	Seantrel Henderson	Fr.	OL	6-8	355	St. Paul, Minn./Cretin-Hall Derham HS
11	Alonzo Highsmith	Soph.	QB	6-0	195	Missouri City, Texas/Hightower HS
13	Ryan Hill	Sr.	DB	6-0	205	Tallahassee, Fla./Rickards HS
30	Patrick Hill	Sr.	FB	5-9	255	Torrance, Calif./Fairfax HS (Calif.)/EI Camino
63	Tyler Horn	Jr.	OL	6-4	295	Memphis, Tenn./University HS
92	Josh Holmes	Sr.	DL	6-0	280	San Diego, Calif./Point Loma HS
34	C.J. Holton	Soph.	LB	6-1	230	Crawfordville, Fla./Wakulla HS
80	Allen Hurns	Fr.	WR	6-3	180	Miami, Fla./Carol City HS
60	Chris Ivory	Jr.	LS	6-2	228	Bellevue, Fla./Bellevue HS
5	Mike James	Soph.	RB	6-0	217	Haines City, Fla./Ridge Community HS
4	Aldarius Johnson	Jr.	WR	6-3	200	Miami, Fla./Northwestern HS
81	Davon Johnson	Soph.	WR	6-0	185	Miami, Fla./Booker T. Washington HS

No.	Name	Class	Pos.	Ht.	Wt.	Hometown/High School/College
78	Jermaine Johnson	R-Fr.	OL	6-6	330	Fort Lauderdale, Fla./Hargrave Military Academy
24	Storm Johnson	Fr.	RB	6-0	218	Loganville, Ga./Loganville HS
55	Ben Jones	Soph.	OL	6-5	300	Miami, Fla./Northwestern HS
98	Jeremy Lewis	Jr.	DL	6-4	310	West Palm Beach, Fla./Palm Beach Lakes
65	Brandon Linder	Fr.	OL	6-6	300	Southwest Ranches, Fla./St. Thomas Aquinas
44	Colin McCarthy	Sr.	LB	6-2	240	Birdsboro, Pa./Clearwater (Fla.) Central Catholic
62	Shane McDermott	Fr.	OL	6-4	280	Lake Worth, Fla./Palm Beach Central HS
21	Brandon McGee	Soph.	DB	6-0	180	Plantation, Fla./Plantation HS
6	Lamar Miller	R-Fr.	RB	5-11	210	Miami, Fla./Killian HS
17	Stephen Morris	Fr.	QB	6-2	183	Miami, Fla./Monsignor Pace HS
38	Cory Nelms	Sr.	DB	6-0	195	Neptune, N.J./Neptune HS
52	Kevin Nelson	Fr.	LB	6-0	213	Gainesville, Fla./Gainesville HS
29	JoJo Nicolas	Jr.	DB	6-1	205	Homestead, Fla./Homestead Senior HS
97	Adewale Ojomo	Jr.	DL	6-4	260	Hialeah, Fla./Hialeah HS
53	Levi Paalua	Soph.	LB	6-2	225	Laie, Hawaii/Kahuku HS
27	Keion Payne	Fr.	DB	5-10	177	Fort Lauderdale, Fla./St. Thomas Aquinas HS
96	Curtis Porter	Soph.	DL	6-1	315	Charlotte, N.C./Victory Christian HS
54	Micanor Regis	Jr.	DL	6-3	305	Pahokee, Fla./Pahokee HS
15	Jamal Reid	R-Fr.	DB	6-1	190	Mayo, Fla./Lafayette HS
36	Kylan Robinson	Sr.	LB	6-1	235	Anchorage, Alaska/Tampa Chamberlain HS
93	Luther Robinson	R-Fr.	DL	6-3	295	Fort Pierce, Fla./Westwood HS
56	Marcus Robinson	Jr.	DL	6-1	240	Homestead, Fla./Homestead HS
22	Kacy Rodgers	Fr.	DB	6-2	195	Southlake, Texas/Southlake Carroll HS
88	Billy Sanders	R-Fr.	TE	6-4	248	Phoenix, Ariz./Brophy College Prep
48	Andrew Smith	Jr.	DL	6-3	245	Coconut Creek, Fla./Monarch HS
31	Sean Spence	Jr.	LB	6-0	220	Miami, Fla./Northwestern HS
86	Tommy Streeter	Soph.	WR	6-5	210	Miami, Fla./Northwestern HS
87	Andrew Tallman	Fr.	TE	6-5	245	Carthage, N.Y./Boston College HS
7	Vaughn Telemaque	Soph.	DB	6-2	207	Long Beach, Calif./Long Beach Poly HS
83	Kendal Thompkins	Soph.	WR	5-10	182	Miami, Fla./Northwestern HS
8	DeMarcus Van Dyke	Sr.	DB	6-1	185	Miami, Fla./Pace HS
35	Olivier Vernon	Soph.	DL	6-4	250	Miami, Fla./American HS
46	Clive Walford	Fr.	TE	6-5	235	Belle Glade, Fla./Glades Central HS
72	Brandon Washington	Soph.	OL	6-4	330	Miami, Fla./Milford (N.Y.) Academy
75	Jared Wheeler	R-Fr.	OL	6-5	315	Miami, Fla./American Heritage HS
16	Spencer Whipple	Jr.	QB	6-2	210	Miami, Fla./Pine Richland (Pa.) HS/UMass
71	Cory White	R-Fr.	OL	6-6	270	Orange Park, Fla./Fleming Island HS
40	Jake Wieclaw	Soph.	K	6-2	200	New Lenox, Ill./Lincoln Way Central HS
41	Travis Williams	Fr.	LB	6-3	202	Norfolk, Va./Lake Taylor HS

Additional Walk-Ons

Ben Bruneau	Soph.	WR	6-2	210	Opa-Locka, Fla./UCLA/Monsignor Pace HS
Akil Craig	Soph.	LB	6-1	200	Tampa, Fla./Jesuit HS
Cameron Dean	Fr.	K/P	6-3	245	Gulfstream, Fla./Saint Andrew's School
Ben Hopfinger	Fr.	K	6-0	188	Plantation, Fla./St. Thomas Aquinas HS
Erik Lichter	Soph.	LB	6-0	225	Coconut Grove, Fla./Northeastern/Gulliver Prep
Eduardo Lopez	Fr.	OL	6-1	315	Miami, Fla./Southwest Miami HS
Shawn O'Dare	Soph.	WR	5-10	185	Vero Beach, Fla./Vero Beach HS
David Thompson	R-Fr.	FB	5-10	250	Miami, Fla./Coral Reef HS

PRONUNCIATION GUIDE

Matt Boshier	BOSH-er
Ben Bruneau	Broo-NO
Ramon Buchanan	ray-mon
LaRon Byrd	luh-RON
Jared Campbell	JAIR-ed
Asante Cleveland	AH-sohn-tay
Graig Cooper	GREG
Akil Craig	A-KEEL
Devont'a Davis	dah-VON-tay
Dyron Dye	DYE-non
Jonathan Feliciano	FAH-lee-see-ah-no
Joel Figueroa	Jo-el fig-er-OH-uh

Shayon Green	SHAY-on
Davon Johnson	duh-VON
Erik Lichter	LICK-ter
JoJo Nicholas	NICK-o-less
Adewale Ojomo	ad-uh-WALL-ee o-JO-mo
Levi Paalua	PAH-ah-lu-ah
Keion Payne	KEY-ahn
Micanor Regis	muh-connor REE-gis
Kylan Robinson	KIE-lin
Vaughn Telemaque	TELL-uh-mack
Olivier Vernon	OH-liv-ee-ay
Jake Wieclaw	WHY-claw

2010 NUMERICAL ROSTER

No.	Name	Class	Pos.	Ht.	Wt.	Hometown/High School/College
1	Brandon Harris	Jr.	DB	5-11	195	Miami, Fla./Booker T. Washington HS
2	Graig Cooper	Sr.	RB	6-0	205	Memphis, Tenn./Melrose HS/Milford Prep
3	Travis Benjamin	Jr.	WR	5-11	176	Belle Glade, Fla./Glades Central HS
4	Aldarius Johnson	Jr.	WR	6-3	200	Miami, Fla./Northwestern HS
5	Mike James	Soph.	RB	6-0	217	Haines City, Fla./Ridge Community HS
6	Lamar Miller	R-Fr.	RB	5-11	210	Miami, Fla./Killian HS
7	Vaughn Telemaque	Soph.	DB	6-2	207	Long Beach, Calif./Long Beach Poly HS
8	DeMarcus Van Dyke	Sr.	DB	6-1	185	Miami, Fla./Pace HS
9	Chase Ford	Jr.	TE	6-6	245	Corrigan, Texas/Kilgore JC/Corrigan-Camden
11	Alonzo Highsmith	Soph.	QB	6-0	295	Missouri City, Texas/Hightower HS
12	Jacory Harris	Jr.	QB	6-4	200	Miami, Fla./Northwestern HS
13	Ryan Hill	Sr.	DB	6-0	205	Tallahassee, Fla./Rickards HS
15	Jamal Reid	R-Fr.	DB	6-1	190	Mayo, Fla./Lafayette HS
16	Spencer Whipple	Jr.	QB	6-2	210	Miami, Fla./Pine Richland (Pa.) HS/UMass
17	Stephen Morris	Fr.	QB	6-2	183	Miami, Fla./Monsignor Pace HS
18	Devont'a Davis	Fr.	DB	6-1	175	Gainesville, Fla./Gainesville HS
19	Darion Hall	Fr.	RB	5-11	190	Naples, Fla./Lely HS
20	Damien Berry	Sr.	RB	6-0	215	Belle Glade, Fla./Glades Central HS
21	Brandon McGee	Soph.	DB	6-0	180	Plantation, Fla./Plantation HS
22	Kacy Rodgers	Fr.	DB	6-2	195	Southlake, Texas/Southlake Carroll HS
23	Eduardo Clements	Fr.	RB	5-9	190	Miami, Fla./Booker T. Washington HS
24	Storm Johnson	Fr.	RB	6-0	218	Loganville, Ga./Loganville HS
25	Matt Boshier	Sr.	P/PK	6-0	205	Jupiter, Fla./Jupiter HS
26	Ray-Ray Armstrong	Soph.	DB	6-4	215	Sanford, Fla./Seminole HS
27	Keion Payne	Fr.	DB	5-10	177	Fort Lauderdale, Fla./St. Thomas Aquinas
28	Nathan Gholston	Soph.	DB	5-7	180	Westland, Mich./Plymouth HS
29	JoJo Nicolas	Jr.	DB	6-1	205	Homestead, Fla./Homestead Senior HS
30	Patrick Hill	Sr.	FB	5-9	255	Torrance, Calif./Fairfax HS (Calif.)El Camino C.C.
31	Sean Spence	Jr.	LB	6-0	220	Miami, Fla./Northwestern HS
32	Lee Chambers	Jr.	RB	5-10	195	Coffeeville, Miss./Coffeeville HS
33	Maurice Hagens	Fr.	RB	5-11	232	Riverview, Fla./Tampa Bay Tech HS
34	C.J. Holton	Soph.	LB	6-1	230	Crawfordville, Fla./Wakulla HS
35	Olivier Vernon	Soph.	DL	6-4	250	Miami, Fla./American HS
36	Kylan Robinson	Sr.	LB	6-1	235	Anchorage, Alaska/Tampa Chamberlain HS
37	Jared Campbell	Sr.	DB	6-0	205	Aurora, Colo./Overland HS
38	Cory Nelms	Sr.	DB	6-0	195	Neptune, N.J./Neptune HS
39	Tyrone Cornileus	Fr.	LB	6-2	195	Stone Mountain, Ga./Stephenson HS
40	Jake Wieclaw	Soph.	K	6-2	200	New Lenox, Ill./Lincoln Way Central HS
43	John Calhoun	Jr.	FB	6-3	255	Micco, Fla./Sebastian River HS
44	Colin McCarthy	Sr.	LB	6-2	240	Birdsboro, Pa./Clearwater (Fla.) Central Catholic
45	Ramon Buchanan	Jr.	LB	6-1	220	Melbourne, Fla./Palm Bay HS
46	Clive Walford	Fr.	TE	6-5	235	Belle Glade, Fla./Glades Central HS
47	LaRon Byrd	Jr.	WR	6-4	215	Hahnville, La./Hahnville HS
48	Andrew Smith	Jr.	DL	6-3	245	Coconut Creek, Fla./Monarch HS
49	Dyron Dye	R-Fr.	DL	6-5	255	Sanford, Fla./Seminole HS
51	Shayon Green	R-Fr.	LB	6-3	230	Tifton, Ga./Tifton County HS
52	Kevin Nelson	Fr.	LB	6-0	213	Gainesville, Fla./Gainesville HS
53	Levi Paalua	Soph.	LB	6-2	225	Laie, Hawaii/Kahuku HS
54	Micanor Regis	Jr.	DL	6-3	305	Pahokee, Fla./Pahokee HS
55	Ben Jones	Soph.	OL	6-5	300	Miami, Fla./Northwestern HS
56	Marcus Robinson	Jr.	DL	6-1	240	Homestead, Fla./Homestead HS

No.	Name	Class	Pos.	Ht.	Wt.	Hometown/High School/College
57	Allen Bailey	Sr.	DL	6-4	285	Sapelo, Ga./McIntosh County Academy
58	Jordan Futch	Jr.	LB	6-3	240	Hollywood, Fla./Chaminade Madonna
59	James Gaines	Fr.	LB	6-3	205	Getzville, N.Y./Canisius HS
60	Chris Ivory	Jr.	LS	6-2	228	Bellevue, Fla./Bellevue HS
61	Joel Figueroa	Sr.	OL	6-6	323	Miami, Fla./North Miami HS
62	Shane McDermott	Fr.	OL	6-4	280	Lake Worth, Fla./Palm Beach Central HS
63	Tyler Horn	Jr.	OL	6-4	295	Memphis, Tenn./University HS
65	Brandon Linder	Fr.	OL	6-6	300	Southwest Ranches, Fla./St. Thomas Aquinas
66	Harland Gunn	Jr.	OL	6-2	315	Omaha, Neb./Central HS
69	Sean Goldstein	Soph.	LB	6-0	225	Dresher, Pa./Chestnut Hill Academy
70	Jonathan Feliciano	Fr.	OL	6-5	330	Davie, Fla./Western HS
71	Cory White	R-Fr.	OL	6-6	270	Orange Park, Fla./Fleming Island HS
72	Brandon Washington	Soph.	OL	6-4	330	Miami, Fla./Milford (N.Y.) Academy
73	Jermaine Barton	Fr.	OL	6-7	283	Fort Lauderdale, Fla./St. Thomas Aquinas
74	Orlando Franklin	Sr.	OL	6-7	312	Delray Beach, Fla./Atlantic HS
75	Jared Wheeler	R-Fr.	OL	6-5	315	Miami, Fla./American Heritage HS
76	Jeffrey Brown	Fr.	DL	6-3	275	Evanston, Ill./Evanston HS
77	Seantrel Henderson	Fr.	OL	6-8	355	St. Paul, Minn./Cretin-Hall Derham HS
78	Jermaine Johnson	R-Fr.	OL	6-6	330	Fort Lauderdale, Fla./Hargrave Military
79	Malcolm Bunche	Fr.	OL	6-7	328	Newark, Del./Milford (N.Y.)/Newark HS
80	Allen Hurns	Fr.	WR	6-3	180	Miami, Fla./Carol City HS
81	Davon Johnson	Soph.	WR	6-0	185	Miami, Fla./Booker T. Washington HS
82	Asante Cleveland	Fr.	TE	6-5	245	Sacramento, Calif./Christian Brothers HS
83	Kendal Thompkins	Soph.	WR	5-10	182	Miami, Fla./Northwestern HS
84	Richard Gordon	Sr.	TE	6-4	265	Miami, Fla./Norland/Milford Prep (N.Y.)
85	Leonard Hankerson	Sr.	WR	6-3	205	Fort Lauderdale, Fla./St. Thomas Aquinas
86	Tommy Streeeter	Soph.	WR	6-5	210	Miami, Fla./Northwestern HS
87	Andrew Tallman	Fr.	TE	6-5	245	Carthage, N.Y./Boston College HS
88	Billy Sanders	R-Fr.	TE	6-4	248	Phoenix, Ariz./Brophy College Preparatory
91	Travis Williams	Fr.	LB	6-3	202	Norfolk, Va./Lake Taylor HS
92	Josh Holmes	Sr.	DL	6-0	280	San Diego, Calif./Point Loma HS
93	Luther Robinson	R-Fr.	DL	6-3	295	Fort Pierce, Fla./Westwood HS
94	Kelvin Cain	Fr.	LB	6-3	226	Clovis, Calif./Buchanan HS
95	David Perry	Fr.	DL	6-7	230	Pembroke Pines, Fla./University School
96	Curtis Porter	Soph.	DL	6-1	315	Charlotte, N.C./Victory Christian HS
97	Adewale Ojomo	Jr.	DL	6-4	260	Hialeah, Fla./Hialeah HS
98	Jeremy Lewis	Jr.	DL	6-4	310	West Palm Beach, Fla./Palm Beach Lakes
99	Marcus Forston	Soph.	DL	6-3	305	Miami, Fla./Northwestern HS

Additional Walk-Ons

Ben Bruneau	Soph.	WR	6-2	210	Opa-Locka, Fla./UCLA/Monsignor Pace HS
Akil Craig	Soph.	LB	6-1	200	Tampa, Fla./Jesuit HS
Cameron Dean	Fr.	K/P	6-3	245	Gulfstream, Fla./Saint Andrew's School
Ben Hopfinger	Fr.	K	6-0	188	Plantation, Fla./St. Thomas Aquinas HS
Erik Lichter	Soph.	LB	6-0	225	Coconut Grove, Fla./Northeastern/Gulliver Prep
Eduardo Lopez	Fr.	OL	6-1	315	Miami, Fla./Southwest Miami HS
Shawn O'Dare	Soph.	WR	5-10	185	Vero Beach, Fla./Vero Beach HS
David Thompson	R-Fr.	FB	5-10	250	Miami, Fla./Coral Reef HS

**DEPTH CHART**

**OFFENSE**

<b>WR</b>	3	Travis Benjamin (5-11, 176, Jr.)
	or 47	LaRon Byrd (6-4, 215, Jr.)
<b>LT</b>	74	Orlando Franklin (6-7, 312, Sr.)
	55	Ben Jones (6-5, 300, Soph.)
<b>LG</b>	66	Harland Gunn (6-2, 315, Jr.)
	65	Brandon Linder (6-6, 300, Fr.)
<b>C</b>	63	Tyler Horn (6-4, 295, Jr.)
	65	Brandon Linder (6-6, 300, Fr.)
<b>RG</b>	72	Brandon Washington (6-4, 330, Soph.)
	66	Harland Gunn (6-2, 315, Jr.)
<b>RT</b>	77	Seantrel Henderson (6-8, 355, Fr.)
	78	Jermaine Johnson (6-6, 330, R-Fr.)
<b>TE</b>	84	Richard Gordon (6-4, 265, Sr.)
	82	Asante Cleveland (6-5, 245, Fr.)
	9	Chase Ford (6-6, 245, Jr.)
<b>WR</b>	85	Leonard Hankerson (6-3, 205, Sr.)
	4	Aldarius Johnson (6-3, 200, Jr.)
<b>QB</b>	12	Jacory Harris (6-4, 200, Jr.)
	or 17	Stephen Morris (6-2, 183, Fr.)
	16	Spencer Whipple (6-2, 210, Jr.)
<b>HB</b>	20	Damien Berry (6-0, 215, Sr.)
	6	Lamar Miller (5-11, 210, R-Fr.)
	5	Mike James (6-0, 217, Soph.)
<b>FB</b>	30	Patrick Hill (5-9, 255, Sr.)
	5	Mike James (6-0, 217, Soph.)

**DEFENSE**

<b>LE</b>	57	Allen Bailey (6-4, 285, Sr.)
	56	Marcus Robinson (6-1, 240, Jr.)
<b>LT</b>	54	Micanor Regis (6-3, 305, Jr.)
	93	Luther Robinson (6-3, 295, R-Fr.)
<b>RT</b>	99	Marcus Forston (6-3, 305, R-Soph.)
	92	Josh Holmes (6-0, 280, Sr.)
<b>RE</b>	97	Adewale Ojomo (6-4, 260, Jr.)
	35	Olivier Vernon (6-4, 250, Soph.)
	or 48	Andrew Smith (6-3, 245, Jr.)
<b>SLB</b>	45	Ramon Buchanan (6-1, 220, Jr.)
	36	Kylan Robinson (6-1, 235, Sr.)
<b>MLB</b>	44	Colin McCarthy (6-2, 240, Sr.)
	94	Kelvin Cain (6-3, 226, Fr.)
<b>WLB</b>	31	Sean Spence (6-0, 220, Jr.)
	58	Jordan Futch (6-3, 240, Jr.)
	or 59	James Gaines (6-3, 205, Fr.)
<b>LCB</b>	13	Ryan Hill (6-0, 205, Sr.)
	8	DeMarcus Van Dyke (6-1, 185, Sr.)
<b>RCB</b>	1	Brandon Harris (5-11, 195, Jr.)
	21	Brandon McGee (6-0, 180, Soph.)
<b>SS</b>	29	JoJo Nicolas (6-1, 205, R-Jr.)
	or 26	Ray-Ray Armstrong (6-4, 215, Soph.)
<b>FS</b>	7	Vaughn Telemaque (6-2, 207, Soph.)
	37	Jared Campbell (6-0, 205, Sr.)

**SPECIAL TEAMS**

<b>PK</b>	25	Matt Boshier (6-0, 205, Sr.)
	40	Jake Wieclaw (6-2, 198, Soph.)
<b>KO</b>	25	Matt Boshier (6-0, 205, Sr.)
	40	Jake Wieclaw (6-2, 198, Soph.)
<b>P</b>	25	Matt Boshier (6-0, 205, Sr.)
	40	Jake Wieclaw (6-2, 198, Soph.)
<b>H</b>	16	Spencer Whipple (6-2, 210, Jr.)
<b>LS</b>	60	Chris Ivory (6-2, 227, Jr.)
	88	Billy Sanders (6-4, 248, R-Fr.)

<b>PR</b>	3	Travis Benjamin (5-11, 176, Jr.)
	2	Graig Cooper (6-0, 205, Sr.)
	6	Lamar Miller (5-11, 210, R-Fr.)
<b>KOR</b>	24	Storm Johnson (6-0, 218, Fr.)
	23	Eduardo Clements (5-9, 190, Fr.)
<b>KOR</b>	2	Graig Cooper (6-0, 205, Sr.)
	6	Lamar Miller (5-11, 210, R-Fr.)

**LAST TIME IT HAPPENED**

<b>Kickoff Return For TD</b>	By Hurricane: Lamar Miller at Ohio State, 9/11/10, 88 yards, OSU 36-24
	By Opponent: C.J. Spiller, Clemson, 10/24/09, 90 yards, Clemson 40-37 (OT)
<b>Punt Return For TD</b>	By Hurricane: Travis Benjamin at Ohio State, 9/11/10, 79 yards, OSU 36-24
	By Opponent: Ricky Hall, Virginia Tech, 11/13/99, 64 yards, VT 43-10
<b>Blocked Punt Return For TD</b>	By Hurricane: Quadtrine Hill vs. North Carolina, 10/29/05, recovered in end zone, blocked by Quadtrine Hill, UM 34-16
	By Opponent: Bill Schautz, Virginia, 11/07/09, 20 yard return, blocked by Trey Womack, UM 52-17
<b>Interception Return For TD</b>	By Hurricane: Darryl Sharpton vs. Duke, 11/21/09, 73 yards, UM 34-16
	By Opponent: Alex Wujciak, Maryland, 11/7/10, 60 yards, UM 26-20
<b>Fumble Return For TD</b>	By Hurricane: Marcus Robinson vs. Clemson, 9/20/08, 10/24/09, 53 yards, Clemson 40-37 OT
	By Opponent: Chris Cook, Virginia, 11/10/07, 44 yards, VA 48-0
<b>Safety Recorded</b>	By Hurricanes: vs. Georgia Tech, 9/17/09, Bad snap, Chandler Anderson kicks ball out of end zone, UM 33-17
	By Opponent: at Florida, 9/6/08, Matt Boshier punt blocked out of the endzone, UF 26-3
<b>Shutout at Home</b>	By Hurricanes: vs. Florida A&M, 9/2/10, UM 45-0
	By Opponent: vs. Virginia, 11/10/07, VA 48-0
<b>Shutout On Road</b>	By Hurricanes: at Syracuse, 11/18/00, UM 26-0
	By Opponent: at Florida State, 10/4/97, FSU 47-0
<b>Blocked Punt</b>	By Hurricane: Richard Gordon vs. UCF, 10/11/08, UM 20-14
	By Opponent: Trey Womack, Virginia, 11/08/09, UM 52-17
<b>Blocked Field Goal</b>	By Hurricane: Thomas Carroll vs. Florida, 12/31/04, UM 27-10
	By Opponent: Devon Torrence, Ohio State, blocked 39-yard attempt, 9/11/10, OSU 36-24
<b>Missed Extra Point</b>	By Hurricanes: Matt Boshier, vs. Maryland, blocked, 11/6/10, UM 26-20
	By Opponent: Dustin Hopkins, FSU, 9/7/09, UM 38-34
<b>100-Yard Rushing-Game</b>	By Hurricane: Lamar Miller, vs. Virginia Tech, 163 yards, 11/20/10, VT 31-17
	By Opponent: Ryan Williams, VT, 142 yards, 11/20/10, VT 31-17
<b>200-Yard Rushing-Game</b>	By Hurricane: Willis McGahee vs. Virginia Tech, 205 yards, 39 carries, 12/7/02, UM 56-45
	By Opponent: Tashard Choice, Georgia Tech, 204 yards, 37 carries, 10/13/07, GT 17-14
<b>300-Yard Passing-Game</b>	By Hurricane: Jacory Harris vs. Duke, 348 yards, 11/21/09, 25 of 43, UM 34-16
	By Opponent: Riley Skinner, Wake Forest, 10/31/09, 349 yards, 29 of 43, UM 28-27
<b>400-Yard Passing-Game</b>	By Hurricane: Ken Dorsey at West Virginia, 10/26/02, 422 yards, 22 of 36, UM 40-23
	By Opponent: Luke McCown, Louisiana Tech, 10/28/00, 418 yards, 42 of 72, UM 42-31
<b>500-Yard Passing-Game</b>	By Hurricane: None
	By Opponent: Cade McNown, UCLA, 12/5/98, 513 yards, 26 of 35, UM 49-45
<b>100-199 Yard Receiving-Game</b>	By Hurricane: Leonard Hankerson at Georgia Tech, 132 yards, 11/13/10, UM, 35-10
	By Opponent: C.J. Spiller, Clemson, 10/24/09, 104 yards, 6 receptions, Clemson 40-37 OT
<b>200+Yard Receiving-Game</b>	By Hurricane: Wesley Carroll vs. California, 9/15/90, 208 yards, 11 receptions, UM 52-24
	By Opponent: Gerard Phelan, Boston College, 11/23/84, 226 yards, 11 receptions, BC 47-45
<b>60-69 Yard Punt</b>	By Hurricane: Matt Boshier at Virginia, 62 yards, 10/30/10, UVa 24-19
	By Opponent: Durant Brooks, Georgia Tech, 10/28/06, 63 yards, GT 30-23
<b>70+Yard Punt</b>	By Hurricane: Matt Boshier at Duke, 10/18/08, 76 yards, UM 49-31
	By Opponent: Ben Arndt, Georgia Tech, 11/19/05, 78 yards, GT 14-10
<b>50+Yard Field Goal</b>	By Hurricane: Matt Boshier at Ohio State, 9/11/10, 51 yards, OSU 36-24
	By Opponent: Dustin Hopkins, Florida State, 9/7/09, 52 yards, FSU 38-34
<b>Four Field Goals-Game</b>	By Hurricane: Jon Peattie vs. West Virginia, 10/2/03, (22, 32, 43, 30, 23), UM 22-20
	By Opponent: Casey Barth, UNC, 11/14/09 (22, 42, 32, 33), NC 33-27
<b>Five Field Goals-Game</b>	By Hurricane: Jon Peattie vs. West Virginia, 10/2/03, (22, 32, 43, 30, 23), UM 22-20
	By Opponent: Devin Barclay, Ohio State, 9/11/10 (24, 41, 21, 24, 24), OSU 36-24
<b>Three TDs-Game</b>	By Hurricane: Leonard Hankerson, 10/2/10 (22 rec, 65 rec, 7 rec), UM 30-21
	By Opponent: Kyle Parker, Clemson, 10/24/09 (15 pass, 56 pass, 26 pass), Clemson 40-37 OT
<b>Three Rushing TDs-Game</b>	By Hurricane: Tyrone Moss vs. North Carolina, 10/29/05 (1 run, 1 run, 4 run, 15 run), UM 34-16
	By Opponent: Reggie Merriweather, Clemson, 11/6/04 (27, 1, 2), Clemson (24-17 (OT)
<b>Four Rushing TDs-Game</b>	By Hurricane: Tyrone Moss vs. North Carolina, 10/29/05 (1 run, 1 run, 4 run, 15 run), UM 34-16
	By Opponent: Antone Smith, Florida State, 2008, (19, 2, 5, 20), FSU 41-39
<b>Three Passing TDs-Game</b>	By Hurricane: Jacory Harris vs. UNC, 10/23/10 (6 pass, 24 pass, 19 pass), UM 33-10
	By Opponent: Kyle Parker, Clemson, 10/24/09 (15 pass, 56 pass, 26 pass), Clemson 40-37 OT
<b>Five Passing TDs-Game</b>	By Hurricane: (5) Kyle Wright at Wake Forest, 11/12/05, (64, 11, 15, 76, 10), UM 47-17
	(4) Jacory Harris at Duke, 10/18/08, (9, 6, 25, 10), UM 49-31
	By Opponent: (5) Cade McNown, UCLA, 12/5/98, (77, 7, 14, 61, 59), UM 49-45 and (5) Sam Bradford, Oklahoma, 9/8/07 (23, 24, 6, 30, 9), OU 51-13
<b>Three Receiving TDs-Game</b>	By Hurricane: Leonard Hankerson, 10/2/10 (22, 65, 7), UM 30-21
	By Opponent: Malcolm Kelly, Oklahoma, 9/8/07 (23 pass, 24 pass, 30 pass), OU 51-13

**2010 University of Miami Football**  
**Miami Overall Team Statistics (as of Nov 21, 2010)**  
**All games**

<b>Team Statistics</b>	<b>UM</b>	<b>OPP</b>
SCORING	305	213
Points Per Game	27.7	19.4
FIRST DOWNS	252	178
Rushing	109	89
Passing	125	76
Penalty	18	13
RUSHING YARDAGE	2120	1915
Yards gained rushing	2356	2357
Yards lost rushing	236	442
Rushing Attempts	430	452
Average Per Rush	4.9	4.2
Average Per Game	192.7	174.1
TDs Rushing	17	16
PASSING YARDAGE	2598	1597
Comp-Att-Int	194-368-21	136-272-16
Average Per Pass	7.1	5.9
Average Per Catch	13.4	11.7
Average Per Game	236.2	145.2
TDs Passing	19	7
TOTAL OFFENSE	4718	3512
Total Plays	798	724
Average Per Play	5.9	4.9
Average Per Game	428.9	319.3
KICK RETURNS: #-Yards	34-668	48-1022
PUNT RETURNS: #-Yards	25-126	18-174
INT RETURNS: #-Yards	16-155	21-382
KICK RETURN AVERAGE	19.6	21.3
PUNT RETURN AVERAGE	5.0	9.7
INT RETURN AVERAGE	9.7	18.2
FUMBLES-LOST	17-8	17-11
PENALTIES-Yards	92-765	68-590
Average Per Game	69.5	53.6
PUNTS-Yards	47-2109	63-2635
Average Per Punt	44.9	41.8
Net punt average	38.6	38.2
TIME OF POSSESSION/Game	28:34	31:26
3RD-DOWN Conversions	60/153	57/164
3rd-Down Pct	39%	35%
4TH-DOWN Conversions	8/20	4/10
4th-Down Pct	40%	40%
SACKS BY-Yards	34-219	14-98
MISC YARDS	0	0
TOUCHDOWNS SCORED	40	24
FIELD GOALS-ATTEMPTS	10-14	15-19
ON-SIDE KICKS	1-1	1-1
RED-ZONE SCORES	(36-47) 77%	(29-41) 71%
RED-ZONE TOUCHDOWNS	(27-47) 57%	(16-41) 39%
PAT-ATTEMPTS	(33-38) 87%	(24-24) 100%
ATTENDANCE	274304	357933
Games/Avg Per Game	5/54861	6/59656
Neutral Site Games		0/0

<b>Score by Quarters</b>	<b>1st</b>	<b>2nd</b>	<b>3rd</b>	<b>4th</b>	<b>oT</b>	<b>Total</b>
Miami	62	100	75	68	0	305
Opponents	30	91	48	44	0	213

**2010 University of Miami Football**  
**Miami Overall Individual Statistics (as of Nov 21, 2010)**  
**All games**

<u>Rushing</u>	<u>gp</u>	<u>att</u>	<u>gain</u>	<u>loss</u>	<u>net</u>	<u>avg</u>	<u>td</u>	<u>lg</u>	<u>avg/g</u>
Berry, D.	10	166	841	31	810	4.9	5	42	81.0
Miller, L.	9	94	639	14	625	6.6	5	47	69.4
James, M.	11	66	394	10	384	5.8	3	32	34.9
Cooper, G.	8	29	154	9	145	5.0	1	20	18.1
Morris, S.	4	18	89	25	64	3.6	1	16	16.0
Benjamin, T.	11	3	55	11	44	14.7	0	36	4.0
Clements, E.	10	8	33	1	32	4.0	0	11	3.2
Johnson, S.	8	2	24	0	24	12.0	0	21	3.0
Harris, J.	8	27	114	90	24	0.9	2	29	3.0
Hill, P.	11	1	5	0	5	5.0	0	5	0.5
Armstrong, R.	11	1	0	0	0	0.0	0	0	0.0
Highsmith, A.	2	2	8	9	-1	-0.5	0	8	-0.5
Whipple, S.	11	2	0	2	-2	-1.0	0	0	-0.2
Thompkins, K.	9	1	0	6	-6	-6.0	0	0	-0.7
TEAM	10	10	0	28	-28	-2.8	0	0	-2.8
Total	11	430	2356	236	2120	4.9	17	47	192.7
Opponents	11	452	2357	442	1915	4.2	16	90	174.1

<u>Passing</u>	<u>gp</u>	<u>effic</u>	<u>comp-att-int</u>	<u>pct</u>	<u>yds</u>	<u>td</u>	<u>lg</u>	<u>avg/g</u>
Harris, J.	8	120.19	132-245-11	53.9	1646	14	65	205.8
Morris, S.	4	124.68	52-103-7	50.5	880	5	79	220.0
Whipple, S.	11	54.47	6-12-2	50.0	54	0	12	4.9
Highsmith, A.	2	50.17	4-7-1	57.1	18	0	11	9.0
Cooper, G.	8	0.00	0-1-0	0.0	0	0	0	0.0
Total	11	117.64	194-368-21	52.7	2598	19	79	236.2
Opponents	11	96.05	136-272-16	50.0	1597	7	62	145.2

<u>Receiving</u>	<u>gp</u>	<u>no.</u>	<u>yds</u>	<u>avg</u>	<u>td</u>	<u>lg</u>	<u>avg/g</u>
Hankerson, L.	11	57	958	16.8	12	79	87.1
Benjamin, T.	11	38	691	18.2	3	60	62.8
Byrd, L.	11	34	375	11.0	1	40	34.1
Johnson, A.	11	14	146	10.4	0	17	13.3
Berry, D.	10	9	93	10.3	1	32	9.3
James, M.	11	9	42	4.7	1	18	3.8
Miller, L.	9	8	69	8.6	0	17	7.7
Cleveland, A.	7	6	86	14.3	0	25	12.3
Ford, C.	8	5	59	11.8	1	22	7.4
Gordon, R.	11	5	26	5.2	0	11	2.4
Cooper, G.	8	4	29	7.2	0	11	3.6
Hill, P.	11	2	10	5.0	0	5	0.9
Clements, E.	10	1	9	9.0	0	9	0.9
Thompkins, K.	9	1	5	5.0	0	8	0.6
White, C.	2	1	0	0.0	0	0	0.0
Total	11	194	2598	13.4	19	79	236.2
Opponents	11	136	1597	11.7	7	62	145.2

<u>Punt Returns</u>	<u>no.</u>	<u>yds</u>	<u>avg</u>	<u>td</u>	<u>lg</u>
Benjamin, T.	17	94	5.5	1	79
Cooper, G.	5	16	3.2	0	5
Miller, L.	3	16	5.3	0	15
Total	25	126	5.0	1	79
Opponents	18	174	9.7	0	29

<u>Interceptions</u>	<u>no.</u>	<u>yds</u>	<u>avg</u>	<u>td</u>	<u>lg</u>
Telemaque, V.	3	0	0.0	0	0
Armstrong, R.	3	41	13.7	1	22
Hill, R.	3	2	0.7	0	2
Van Dyke, D.	2	74	37.0	0	74
Buchanan, R.	1	3	3.0	0	3
Regis, M.	1	22	22.0	1	22
Forston, M.	1	0	0.0	0	0
Harris, B.	1	0	0.0	0	0
McCarthy, C.	1	13	13.0	0	13
Total	16	155	9.7	2	74
Opponents	21	382	18.2	1	80

<u>Kick Returns</u>	<u>no.</u>	<u>yds</u>	<u>avg</u>	<u>td</u>	<u>lg</u>
Cooper, G.	10	161	16.1	0	34
Johnson, S.	8	169	21.1	0	31
Clements, E.	7	142	20.3	0	29
Miller, L.	5	167	33.4	1	88
Robinson, K.	1	5	5.0	0	5
Johnson, A.	1	11	11.0	0	11
TEAM	1	0	0.0	0	0
Hill, P.	1	13	13.0	0	13
Total	34	668	19.6	1	88
Opponents	48	1022	21.3	0	55

<u>Fumble Returns</u>	<u>no.</u>	<u>yds</u>	<u>avg</u>	<u>td</u>	<u>lg</u>
Total	0	0	0.0	0	0
Opponents	2	41	20.5	0	36

**2010 University of Miami Football**  
**Miami Overall Individual Statistics (as of Nov 21, 2010)**  
**All games**

Scoring	td	fg	PAT			dxp	saf	pts
			kick	rush	rcv pass			
Hankerson, L.	12	-	-	-	-	-	-	72
Bosher, M.	-	10-14	33-36	-	-	-	-	63
Miller, L.	6	-	-	1-1	-	-	-	38
Berry, D.	6	-	-	-	-	-	-	36
James, M.	4	-	-	-	-	-	-	24
Benjamin, T.	4	-	-	-	-	-	-	24
Harris, J.	2	-	-	-	-	-	-	12
Morris, S.	1	-	-	-	-	0-1	-	6
Regis, M.	1	-	-	-	-	-	-	6
Byrd, L.	1	-	-	-	-	-	-	6
Armstrong, R.	1	-	-	-	-	-	-	6
Cooper, G.	1	-	-	-	-	-	-	6
Ford, C.	1	-	-	-	-	-	-	6
TEAM	-	-	0-2	-	-	-	-	0
Total	40	10-14	33-38	1-1	-	0-1	-	305
Opponents	24	15-19	24-24	-	-	-	-	213

Total Offense	g	plays	rush	pass	total	avg/g
Harris, J.	8	272	24	1646	1670	208.8
Morris, S.	4	121	64	880	944	236.0
Berry, D.	10	166	810	0	810	81.0
Miller, L.	9	94	625	0	625	69.4
James, M.	11	66	384	0	384	34.9
Cooper, G.	8	30	145	0	145	18.1
Whipple, S.	11	14	-2	54	52	4.7
Benjamin, T.	11	3	44	0	44	4.0
Clements, E.	10	8	32	0	32	3.2
Johnson, S.	8	2	24	0	24	3.0
Highsmith, A.	2	9	-1	18	17	8.5
Hill, P.	11	1	5	0	5	0.5
Thompkins, K.	9	1	-6	0	-6	-0.7
TEAM	10	10	-28	0	-28	-2.8
Total	11	798	2120	2598	4718	428.9
Opponents	11	724	1915	1597	3512	319.3

Field Goals	fg	pct.	01-19	20-29	30-39	40-49	50-99	lg	blk
Bosher, M.	10-14	71.4	0-0	3-3	6-8	0-2	1-1	51	1

Punting	no.	yds	avg	lg	tb	fc	i20	50+	blk
Bosher, M.	47	2109	44.9	62	6	14	14	15	0
Total	47	2109	44.9	62	6	14	14	15	0
Opponents	63	2635	41.8	62	5	9	20	14	0

FG Sequence	Miami	Opponents
Florida A&M	(24)	50,50
OSU	(51),46,39	(24),(41),(21),(24),(24),32
PITT	(28)	52,(27)
Clemson	(29)	-
Florida State	32,(36)	(38)
Duke	-	(25),(43)
North Carolina	(38),(34)	(19)
Virginia	-	(32)
Maryland	(33),(31)	(27),(23)
Georgia Tech	-	(38)
Virginia Tech	(34),47	(49)

Kickoffs	no.	yds	avg	tb	ob	retn	net	ydln
Bosher, M.	60	3809	63.5	12	0			
Total	60	3809	63.5	12	0	21.3	42.5	27
Opponents	48	2995	62.4	9	2	19.6	44.7	25

Numbers in (parentheses) indicate field goal was made.

**2010 University of Miami Football**  
**Miami Overall Individual Statistics (as of Nov 21, 2010)**  
**All games**

<u>All Purpose</u>	<u>g</u>	<u>rush</u>	<u>rcv</u>	<u>pr</u>	<u>kr</u>	<u>ir</u>	<u>total</u>	<u>avg/g</u>
Hankerson, L.	11	0	958	0	0	0	958	87.1
Berry, D.	10	810	93	0	0	0	903	90.3
Miller, L.	9	625	69	16	167	0	877	97.4
Benjamin, T.	11	44	691	94	0	0	829	75.4
James, M.	11	384	42	0	0	0	426	38.7
Byrd, L.	11	0	375	0	0	0	375	34.1
Cooper, G.	8	145	29	16	161	0	351	43.9
Johnson, S.	8	24	0	0	169	0	193	24.1
Clements, E.	10	32	9	0	142	0	183	18.3
Johnson, A.	11	0	146	0	11	0	157	14.3
Cleveland, A.	7	0	86	0	0	0	86	12.3
Van Dyke, D.	11	0	0	0	0	74	74	6.7
Morris, S.	4	64	0	0	0	0	64	16.0
Ford, C.	8	0	59	0	0	0	59	7.4
Armstrong, R.	11	0	0	0	0	41	41	3.7
Hill, P.	11	5	10	0	13	0	28	2.5
Gordon, R.	11	0	26	0	0	0	26	2.4
Harris, J.	8	24	0	0	0	0	24	3.0
Regis, M.	10	0	0	0	0	22	22	2.2
McCarthy, C.	10	0	0	0	0	13	13	1.3
Robinson, K.	11	0	0	0	5	0	5	0.5
Buchanan, R.	11	0	0	0	0	3	3	0.3
Hill, R.	11	0	0	0	0	2	2	0.2
Thompkins, K.	9	-6	5	0	0	0	-1	-0.1
Highsmith, A.	2	-1	0	0	0	0	-1	-0.5
Whipple, S.	11	-2	0	0	0	0	-2	-0.2
TEAM	10	-28	0	0	0	0	-28	-2.8
Total	11	2120	2598	126	668	155	5667	515.2
Opponents	11	1915	1597	174	1022	382	5090	462.7



**2010 University of Miami Football**  
**Miami Overall Defensive Statistics (as of Nov 21, 2010)**  
**All games**

##	Defensive Leaders	gp	Tackles				tfl/yds	Sacks no-yds	Pass defense			Fumbles		blkd	
			ua	a	tot				int-yds	brup	qbh	rcv-yds	ff	kick	saf
44	McCarthy, C.	10	39	56	95	8.0-31	1.0-10	1-13	1	2	1-0	.	.	.	
31	Spence, S.	11	49	43	92	16.0-60	2.5-21	.	5	.	1-0	2	.	.	
26	Armstrong, R.	11	37	29	66	3.5-9	.	3-41	3	1	1-0	.	.	.	
7	Telemaque, V.	11	29	21	50	1.0-1	.	3-0	3	.	2-0	.	.	.	
45	Buchanan, R.	11	30	18	48	5.5-18	.	1-3	.	.	.	.	.	.	
13	Hill, R.	11	24	20	44	2.0-5	.	3-2	6	.	.	.	.	.	
57	Bailey, A.	11	20	22	42	11.0-50	7.0-34	.	1	2	.	.	.	.	
1	Harris, B.	11	27	10	37	1.0-4	.	1-0	8	.	.	.	.	.	
35	Vernon, O.	11	20	12	32	9.0-60	6.0-50	.	.	1	.	.	.	.	
99	Forston, M.	11	12	18	30	9.0-20	3.0-5	1-0	.	2	.	.	.	.	
97	Ojomo, A.	11	17	13	30	5.5-23	3.0-19	.	1	1	1-0	.	.	.	
54	Regis, M.	10	12	17	29	6.0-23	3.0-17	1-22	1	1	.	.	.	.	
29	Nicolas, J.	11	10	17	27	1.5-2	.	.	1	.	.	.	.	.	
56	Robinson, M.	10	9	10	19	5.0-35	2.5-20	.	1	3	.	1	.	.	
8	Van Dyke, D.	11	10	8	18	1.0-2	.	2-74	5	.	1-0	1	.	.	
21	McGee, B.	9	8	5	13	.	.	.	2	.	.	.	.	.	
94	Cain, K.	10	9	3	12	1.0-8	1.0-8	.	.	2	1-0	1	.	.	
36	Robinson, K.	11	7	4	11	1.0-1	.	.	.	.	1-0	.	.	.	
48	Smith, A.	9	5	3	8	4.0-21	3.0-18	.	.	1	.	1	.	.	
58	Futch, J.	10	5	2	7	.	.	.	.	.	.	.	.	.	
39	Cornileus, T.	8	3	3	6	.	.	.	.	.	.	.	.	.	
92	Holmes, J.	7	4	2	6	2.0-10	1.0-7	.	.	.	.	.	.	.	
38	Nelms, C.	10	1	4	5	.	.	.	1	.	.	.	.	.	
80	Hurns, A.	9	3	1	4	.	.	.	.	.	.	.	.	.	
74	Franklin, O.	11	4	.	4	.	.	.	.	.	.	.	.	.	
37	Campbell, J.	8	3	1	4	1.0-11	.	.	.	.	1-0	1	.	.	
23	Clements, E.	10	3	1	4	.	.	.	.	.	.	.	.	.	
34	Holton, C.J.	11	2	1	3	.	.	.	.	.	.	.	.	.	
22	Rodgers, K.	3	1	2	3	.	.	.	.	.	.	.	.	.	
3	Benjamin, T.	11	3	.	3	.	.	.	.	.	.	.	.	.	
86	Streeter, T.	6	3	.	3	.	.	.	.	.	.	.	.	.	
32	Chambers, L.	8	1	1	2	.	.	.	.	.	.	.	.	.	
93	Robinson, L.	9	1	1	2	.	.	.	.	.	.	.	.	.	
5	James, M.	11	2	.	2	.	.	.	.	.	.	.	.	.	
72	Washington, B.	11	2	.	2	.	.	.	.	.	.	.	.	.	
25	Bosher, M.	11	2	.	2	.	.	.	.	.	.	.	.	.	
TM	TEAM	10	2	.	2	1.0-10	1.0-10	.	.	.	.	.	.	.	
85	Hankerson, L.	11	1	.	1	.	.	.	.	.	.	.	.	.	
28	Gholston, N.	5	1	.	1	.	.	.	.	.	.	.	.	.	
20	Berry, D.	10	1	.	1	.	.	.	.	.	.	.	.	.	
63	Horn, T.	11	1	.	1	.	.	.	.	.	.	.	.	.	
60	Ivory, C.	11	.	1	1	.	.	.	.	.	.	.	.	.	
59	Gaines, J.	5	.	1	1	.	.	.	.	.	.	.	.	.	
81	Johnson, D.	2	.	1	1	.	.	.	.	.	.	.	.	.	
47	Byrd, L.	11	1	.	1	.	.	.	.	.	.	.	.	.	
2	Cooper, G.	8	1	.	1	.	.	.	.	.	.	.	.	.	
51	Green, S.	2	1	.	1	.	.	.	.	.	.	.	.	.	
24	Johnson, S.	8	.	1	1	.	.	.	.	.	.	.	.	.	
17	Morris, S.	4	1	.	1	.	.	.	.	.	.	.	.	.	
96	Porter, C.	1	.	1	1	.	.	.	.	.	.	.	.	.	
Total		11	427	353	780	95-404	34-219	16-155	39	16	10-0	7	.	.	
Opponents		11	456	295	751	54-240	14-98	21-382	52	21	8-41	9	3	.	

**2010 University of Miami Football**  
**Miami Combined Team Statistics (as of Nov 21, 2010)**  
**All games**

Date	Opponent	Score	Att.	Record:	Overall	Home	Away	Neutral
Sep 02, 2010	FLORIDA A&M	W 45-0	53674	All games	7-4	3-2	4-2	0-0
Sep 11, 2010	at #2 OSU	L 24-36	105454	Conference	5-3	2-2	3-1	0-0
9/23/10	at PITT	W 31-3	58115	Non-Conference	2-1	1-0	1-1	0-0
* Oct 02, 2010	at Clemson	W 30-21	81500					
* Oct 09, 2010	FLORIDA STATE	L 17-45	75115					
* Oct 16, 2010	at Duke	W 28-13	25911					
* Oct 23, 2010	NORTH CAROLINA	W 33-10	43584					
* Oct 30, 2010	at Virginia	L 19-24	39528					
* Nov 06, 2010	MARYLAND	W 26-20	55434					
* Nov 13, 2010	at Georgia Tech	W 35-10	47425					
* Nov 20, 2010	#19 VIRGINIA TECH	L 17-31	46497					

Rushing	gp	att	gain	loss	net	avg	td	lg	avg/g
Berry, D.	10	166	841	31	810	4.9	5	42	81.0
Miller, L.	9	94	639	14	625	6.6	5	47	69.4
James, M.	11	66	394	10	384	5.8	3	32	34.9
Cooper, G.	8	29	154	9	145	5.0	1	20	18.1
Morris, S.	4	18	89	25	64	3.6	1	16	16.0
Benjamin, T.	11	3	55	11	44	14.7	0	36	4.0
Clements, E.	10	8	33	1	32	4.0	0	11	3.2
Johnson, S.	8	2	24	0	24	12.0	0	21	3.0
Harris, J.	8	27	114	90	24	0.9	2	29	3.0
Hill, P.	11	1	5	0	5	5.0	0	5	0.5
Armstrong, R.	11	1	0	0	0	0.0	0	0	0.0
Highsmith, A.	2	2	8	9	-1	-0.5	0	8	-0.5
Whipple, S.	11	2	0	2	-2	-1.0	0	0	-0.2
Thompkins, K.	9	1	0	6	-6	-6.0	0	0	-0.7
TEAM	10	10	0	28	-28	-2.8	0	0	-2.8
Total	11	430	2356	236	2120	4.9	17	47	192.7
Opponents	11	452	2357	442	1915	4.2	16	90	174.1

Passing	gp	effic	comp-att-int	pct	yds	td	lg	avg/g
Harris, J.	8	120.19	132-245-11	53.9	1646	14	65	205.8
Morris, S.	4	124.68	52-103-7	50.5	880	5	79	220.0
Whipple, S.	11	54.47	6-12-2	50.0	54	0	12	4.9
Highsmith, A.	2	50.17	4-7-1	57.1	18	0	11	9.0
Cooper, G.	8	0.00	0-1-0	0.0	0	0	0	0.0
Total	11	117.64	194-368-21	52.7	2598	19	79	236.2
Opponents	11	96.05	136-272-16	50.0	1597	7	62	145.2

Receiving	gp	no.	yds	avg	td	lg	avg/g
Hankerson, L.	11	57	958	16.8	12	79	87.1
Benjamin, T.	11	38	691	18.2	3	60	62.8
Byrd, L.	11	34	375	11.0	1	40	34.1
Johnson, A.	11	14	146	10.4	0	17	13.3
Berry, D.	10	9	93	10.3	1	32	9.3
James, M.	11	9	42	4.7	1	18	3.8
Miller, L.	9	8	69	8.6	0	17	7.7
Cleveland, A.	7	6	86	14.3	0	25	12.3
Ford, C.	8	5	59	11.8	1	22	7.4
Gordon, R.	11	5	26	5.2	0	11	2.4
Cooper, G.	8	4	29	7.2	0	11	3.6
Hill, P.	11	2	10	5.0	0	5	0.9
Clements, E.	10	1	9	9.0	0	9	0.9
Thompkins, K.	9	1	5	5.0	0	8	0.6
White, C.	2	1	0	0.0	0	0	0.0
Total	11	194	2598	13.4	19	79	236.2
Opponents	11	136	1597	11.7	7	62	145.2

Field Goals	fg	pct.	01-19	20-29	30-39	40-49	50-99	lg	blk
Bosher, M.	10-14	71.4	0-0	3-3	6-8	0-2	1-1	51	1

Scoring	td	fg	PAT			dxp	saf	pts
			kick	rush	rcv			
Hankerson, L.	12	-	-	-	-	-	-	72
Bosher, M.	-	10-14	33-36	-	-	-	-	63
Miller, L.	6	-	-	1-1	-	-	-	38
Berry, D.	6	-	-	-	-	-	-	36
Benjamin, T.	4	-	-	-	-	-	-	24
James, M.	4	-	-	-	-	-	-	24
Harris, J.	2	-	-	-	-	-	-	12
Cooper, G.	1	-	-	-	-	-	-	6
Regis, M.	1	-	-	-	-	-	-	6
Ford, C.	1	-	-	-	-	-	-	6
Morris, S.	1	-	-	-	0-1	-	-	6
Byrd, L.	1	-	-	-	-	-	-	6
Armstrong, R.	1	-	-	-	-	-	-	6
TEAM	-	-	0-2	-	-	-	-	0

Team Statistics	UM	OPP
FIRST DOWNS	252	178
Rushing	109	89
Passing	125	76
Penalty	18	13
RUSHING YARDAGE	2120	1915
Rushing Attempts	430	452
Average Per Rush	4.9	4.2
Average Per Game	192.7	174.1
TDs Rushing	17	16
PASSING YARDAGE	2598	1597
Comp-Att-Int	194-368-21	136-272-16
Average Per Pass	7.1	5.9
Average Per Catch	13.4	11.7
Average Per Game	236.2	145.2
TDs Passing	19	7
TOTAL OFFENSE	4718	3512
Average Per Play	5.9	4.9
Average Per Game	428.9	319.3
KICK RETURNS: #-Yards	34-668	48-1022
PUNT RETURNS: #-Yards	25-126	18-174
INT RETURNS: #-Yards	16-155	21-382
FUMBLES-LOST	17-8	17-11
PENALTIES-Yards	92-765	68-590
PUNTS-AVG	47-44.9	63-41.8
TIME OF POSSESSION/Game	28:34	31:26
3RD-DOWN Conversions	60/153	57/164
4TH-DOWN Conversions	8/20	4/10

Interceptions	no.	yds	avg	td	lg
Telemaque, V.	3	0	0.0	0	0
Hill, R.	3	2	0.7	0	2
Armstrong, R.	3	41	13.7	1	22
Van Dyke, D.	2	74	37.0	0	74
Regis, M.	1	22	22.0	1	22
Harris, B.	1	0	0.0	0	0
Forston, M.	1	0	0.0	0	0
McCarthy, C.	1	13	13.0	0	13
Buchanan, R.	1	3	3.0	0	3

Punting	no.	yds	avg	lg	tb	fc	i20	50+	blk
Bosher, M.	47	2109	44.9	62	6	14	14	15	0

Punt Returns	no.	yds	avg	td	lg
Benjamin, T.	17	94	5.5	1	79
Cooper, G.	5	16	3.2	0	5
Miller, L.	3	16	5.3	0	15
Total	25	126	5.0	1	79
Opponents	18	174	9.7	0	29

Kick Returns	no.	yds	avg	td	lg
Cooper, G.	10	161	16.1	0	34
Johnson, S.	8	169	21.1	0	31
Clements, E.	7	142	20.3	0	29
Miller, L.	5	167	33.4	1	88
TEAM	1	0	0.0	0	0
Hill, P.	1	13	13.0	0	13
Robinson, K.	1	5	5.0	0	5
Johnson, A.	1	11	11.0	0	11
Total	34	668	19.6	1	88
Opponents	48	1022	21.3	0	55

All Purpose	g	rush	rcv	pr	kr	ir	total	avg/g
Hankerson, L.	11	0	958	0	0	0	958	87.1
Berry, D.	10	810	93	0	0	0	903	90.3
Miller, L.	9	625	69	16	167	0	877	97.4
Benjamin, T.	11	44	691	94	0	0	829	75.4
James, M.	11	384	42	0	0	0	426	38.7
Total	11	2120	2598	126	668	155	5667	515.2
Opponents	11	1915	1597	174	1022	382	5090	462.7

Total Offense	g	plays	rush	pass	total	avg/g
Harris, J.	8	272	24	1646	1670	208.8
Morris, S.	4	121	64	880	944	236.0

**2010 University of Miami Football**  
**Miami Game Results (as of Nov 21, 2010)**  
**All games**

Date	Opponent		Score	Overall	Conference	Time	Attend
Sep 02, 2010	FLORIDA A&M	W	45-0	1-0	0-0	2:39	53674
Sep 11, 2010	at #2 OSU	L	24-36	1-1	0-0	3:28	105454
9/23/10	at PITT	W	31-3	2-1	0-0	3:14	58115
* Oct 02, 2010	at Clemson	W	30-21	3-1	1-0	3:54	81500
* Oct 09, 2010	FLORIDA STATE	L	17-45	3-2	1-1	3:34	75115
* Oct 16, 2010	at Duke	W	28-13	4-2	2-1	3:12	25911
* Oct 23, 2010	NORTH CAROLINA	W	33-10	5-2	3-1	3:12	43584
* Oct 30, 2010	at Virginia	L	19-24	5-3	3-2	3:20	39528
* Nov 06, 2010	MARYLAND	W	26-20	6-3	4-2	3:24 pm	55434
* Nov 13, 2010	at Georgia Tech	W	35-10	7-3	5-2	3:11	47425
* Nov 20, 2010	#19 VIRGINIA TECH	L	17-31	7-4	5-3	3:27	46497

**2010 University of Miami Football**  
**Miami Team Game-by-Game (as of Nov 21, 2010)**  
**All games**

**TEAM STATISTICS**

Date	Opponent	Rushing				Receiving				Passing				Kick Returns				Punt Returns				tot off
		no.	yds	td	lg	no.	yds	td	lg	cmp-att-int	yds	td	lg	no.	yds	td	lg	no.	yds	td	lg	
Sep 02	FLORIDA A&M	36	155	2	25	19	250	3	40	19-26-1	250	3	40	1	34	0	34	3	32	0	16	405
Sep 11	at OSU	28	120	0	42	22	232	1	25	22-39-4	232	1	25	4	125	1	88	1	79	1	79	352
9/23/10	at PITT	35	100	2	27	21	248	2	39	21-32-2	248	2	39	1	17	0	17	3	3	0	2	348
Oct 02	at Clemson	43	171	0	33	13	205	4	65	13-33-2	205	4	65	4	76	0	24	4	1	0	3	376
Oct 09	FLORIDA STATE	36	189	2	29	20	235	0	31	20-49-1	235	0	31	4	64	0	26	1	1	0	1	424
Oct 16	at Duke	42	224	2	32	17	224	1	37	17-34-0	224	1	37	3	29	0	20	1	0	0	0	448
Oct 23	NORTH CAROLINA	44	225	1	27	21	217	3	26	21-32-1	217	3	26	3	67	0	29	4	0	0	2	442
Oct 30	at Virginia	29	179	1	36	18	269	2	60	18-42-5	269	2	60	4	62	0	30	3	9	0	5	448
Nov 06	MARYLAND	49	218	2	22	18	286	1	53	18-30-2	286	1	53	3	44	0	25	3	2	0	4	504
Nov 13	at Georgia Tech	46	277	4	29	10	230	1	79	10-18-0	230	1	79	3	43	0	17	0	0	0	0	507
Nov 20	VIRGINIA TECH	42	262	1	47	15	202	1	43	15-33-3	202	1	43	4	107	0	34	2	-1	0	3	464
Opponents		430	2120	17	47	194	2598	19	79	194-368-21	2598	19	79	34	668	1	88	25	126	1	79	4718
		452	1915	16	90	136	1597	7	62	136-272-16	1597	7	62	48	1022	0	55	18	174	0	29	3512

Games played: 11  
 Avg per rush: 4.9  
 Avg per catch: 13.4  
 Pass efficiency: 117.64  
 Kick ret avg: 19.6  
 Punt ret avg: 5.0  
 All purpose avg/game: 515.2  
 Total offense avg/gm: 428.9

Date	Opponent	Tackles				Sacks	Fumble		Pass Defense			Blkd	PAT Attempts				pts	
		ua	a	total	tfl-yds		no-yds	ff	fr-yds	int-yds	qbh		brup	kick	kick	rush		rcv
Sep 02	FLORIDA A&M	39	18	57	14.0-80	8.0-62	0	0-0	1-22	1	3	0	6-6	0	0	0	0	45
Sep 11	at OSU	44	36	80	11.0-29	1.0-6	0	0-0	0-0	0	4	0	3-3	0	0	0	0	24
9/23/10	at PITT	40	30	70	9.0-53	5.0-45	0	1-0	2-74	3	0	0	4-4	0	0	0	0	31
Oct 02	at Clemson	38	38	76	8.0-23	3.0-8	3	3-0	3-21	3	5	0	3-4	0	0	0	0	30
Oct 09	FLORIDA STATE	39	26	65	6.0-23	0.0-0	0	0-0	1-0	0	5	0	2-2	0	0	0	0	17
Oct 16	at Duke	40	48	88	9.0-42	3.0-26	1	2-0	5-22	5	2	0	4-4	0	0	0	0	28
Oct 23	NORTH CAROLINA	29	20	49	8.0-25	5.0-19	1	1-0	2-3	0	4	0	3-4	0	0	0	0	33
Oct 30	at Virginia	34	64	98	5.0-14	0.0-0	0	0-0	1-13	0	2	0	1-2	0	0	0	0	19
Nov 06	MARYLAND	28	18	46	4.0-19	2.0-10	0	0-0	1-0	2	8	0	0-2	1	0	0	0	26
Nov 13	at Georgia Tech	53	29	82	10.0-39	2.0-5	1	2-0	0-0	0	2	0	5-5	0	0	0	0	35
Nov 20	VIRGINIA TECH	43	26	69	11.0-57	5.0-38	1	1-0	0-0	2	4	0	2-2	0	0	0	0	17
Opponents		427	353	780	95.0-404	34.0-219	7	10-0	16-155	16	39	0	33-38	1	0	0	0	305
		456	295	751	54.0-240	15.0-111	9	8-41	21-382	21	52	3	24-24	0	0	0	0	213

Date	Opponent	Punting										Field Goals			Kickoffs			
		no.	yds	avg	long	blkd	tb	fc	50+	i20	md-att	long	blkd	no.	yds	avg	tb	ob
Sep 02	FLORIDA A&M	0	0	0.0	0	0	0	0	0	0	1-1	24	0	8	546	68.2	1	0
Sep 11	at OSU	2	98	49.0	58	0	0	0	1	1	1-3	51	1	5	314	62.8	1	0
9/23/10	at PITT	6	267	44.5	60	0	0	0	2	1	1-1	28	0	6	385	64.2	0	0
Oct 02	at Clemson	10	463	46.3	61	0	2	4	5	2	1-1	29	0	6	380	63.3	2	0
Oct 09	FLORIDA STATE	6	265	44.2	52	0	0	3	2	1	1-2	36	0	4	263	65.8	0	0
Oct 16	at Duke	5	211	42.2	49	0	0	3	0	3	0-0	0	0	5	329	65.8	0	0
Oct 23	NORTH CAROLINA	3	106	35.3	43	0	1	0	0	0	2-2	38	0	7	356	50.9	4	0
Oct 30	at Virginia	4	231	57.8	62	0	3	0	4	1	0-0	0	0	3	197	65.7	1	0
Nov 06	MARYLAND	5	221	44.2	48	0	0	0	0	1	2-2	33	0	6	354	59.0	2	0
Nov 13	at Georgia Tech	3	123	41.0	45	0	0	1	0	2	0-0	0	0	6	411	68.5	0	0
Nov 20	VIRGINIA TECH	3	124	41.3	59	0	0	3	1	2	1-2	34	0	4	274	68.5	1	0
Opponents		47	2109	44.9	62	0	6	14	15	14	10-14	51	1	60	3809	63.5	12	0
		63	2635	41.8	62	0	5	9	14	20	15-19	49	0	48	2995	62.4	9	2

**2010 University of Miami Football**  
**Miami Opponent Game-by-Game (as of Nov 21, 2010)**  
**All games**

**OPPONENT STATISTICS**

Date	Opponent	Rushing				Receiving				Passing				Kick Returns				Punt Returns				tot off
		no.	yds	td	lg	no.	yds	td	lg	cmp-att-int	yds	td	lg	no.	yds	td	lg	no.	yds	td	lg	
Sep 02	FLORIDA A&M	39	52	0	12	5	58	0	28	5-11-1	58	0	28	7	119	0	21	0	0	0	0	110
Sep 11	at OSU	49	181	2	26	12	233	1	62	12-28-0	233	1	62	4	152	0	47	2	16	0	9	414
9/23/10	at PITT	36	128	0	42	13	104	0	33	13-24-2	104	0	33	6	116	0	26	4	37	0	29	232
Oct 02	at Clemson	40	162	3	71	14	149	0	23	14-33-3	149	0	23	4	95	0	50	3	44	0	16	311
Oct 09	FLORIDA STATE	40	298	4	90	13	173	2	31	13-22-1	173	2	31	4	145	0	55	2	16	0	17	471
Oct 16	at Duke	41	105	1	22	22	187	0	21	22-44-5	187	0	21	4	81	0	28	2	-2	0	0	292
Oct 23	NORTH CAROLINA	29	149	1	76	12	140	0	34	12-21-2	140	0	34	3	42	0	19	0	0	0	0	289
Oct 30	at Virginia	46	185	2	30	19	176	1	31	19-27-1	176	1	31	3	33	0	17	0	0	0	0	361
Nov 06	MARYLAND	25	96	0	37	11	158	1	42	11-30-1	158	1	42	4	62	0	25	4	52	0	23	254
Nov 13	at Georgia Tech	59	308	0	33	7	101	1	32	7-17-0	101	1	32	6	125	0	23	1	11	0	11	409
Nov 20	VIRGINIA TECH	48	251	3	84	8	118	1	43	8-15-0	118	1	43	3	52	0	24	0	0	0	0	369
		452	1915	16	90	136	1597	7	62	136-272-16	1597	7	62	48	1022	0	55	18	174	0	29	3512
Miami		430	2120	17	47	194	2598	19	79	194-368-21	2598	19	79	34	668	1	88	25	126	1	79	4718

Games played: 11  
 Avg per rush: 4.2  
 Avg per catch: 11.7  
 Pass efficiency: 96.05  
 Kick ret avg: 21.3  
 Punt ret avg: 9.7  
 All purpose avg/game: 462.7  
 Total offense avg/gm: 319.3

Date	Opponent	Tackles				Sacks	Fumble		Pass Defense			Blkd	PAT Attempts								
		ua	a	total	tfl-yds		no-yds	ff	fr-yds	int-yds	qbh		brup	kick	kick	rush	rcv	saf	pts		
Sep 02	FLORIDA A&M	43	18	61	5.0-36	1.0-9	1	0-0	1-24	0	2	0	0-0	0	0	0	0	0	0	0	0
Sep 11	at OSU	38	20	58	5.0-27	2.0-18	0	0-0	4-124	0	6	1	3-3	0	0	0	0	0	0	0	36
9/23/10	at PITT	42	14	56	3.0-20	2.0-17	0	0-0	2-0	6	5	0	0-0	0	0	0	0	0	0	0	3
Oct 02	at Clemson	36	40	76	10.0-49	1.0-20	2	0-0	2-0	7	6	1	3-3	0	0	0	0	0	0	0	21
Oct 09	FLORIDA STATE	50	8	58	5.0-24	1.0-11	1	1-36	1-5	0	8	0	6-6	0	0	0	0	0	0	0	45
Oct 16	at Duke	32	53	85	4.0-7	0.0-0	2	2-0	0-0	4	6	0	1-1	0	0	0	0	0	0	0	13
Oct 23	NORTH CAROLINA	55	24	79	3.0-7	1.0-3	0	0-0	1-5	0	4	0	1-1	0	0	0	0	0	0	0	10
Oct 30	at Virginia	24	46	70	4.0-17	1.0-8	0	0-0	5-85	0	6	0	3-3	0	0	0	0	0	0	0	24
Nov 06	MARYLAND	53	22	75	7.0-31	3.0-15	0	0-0	2-86	2	3	1	2-2	0	0	0	0	0	0	0	20
Nov 13	at Georgia Tech	33	34	67	2.0-4	0.0-0	1	2-5	0-0	0	3	0	1-1	0	0	0	0	0	0	0	10
Nov 20	VIRGINIA TECH	50	16	66	6.0-18	2.0-10	2	3-0	3-53	2	3	0	4-4	0	0	0	0	0	0	0	31
		456	295	751	54.0-240	15.0-111	9	8-41	21-382	21	52	3	24-24	0	0	0	0	0	0	0	213
Miami		427	353	780	95.0-404	34.0-219	7	10-0	16-155	16	39	0	33-38	1	0	0	0	0	0	0	305

Date	Opponent	Punting										Field Goals			Kickoffs			
		no.	yds	avg	long	blkd	tb	fc	50+	i20	md-att	long	blkd	no.	yds	avg	tb	ob
Sep 02	FLORIDA A&M	7	283	40.4	48	0	0	0	0	2	0-2	0	0	1	67	67.0	0	0
Sep 11	at OSU	4	152	38.0	46	0	0	2	0	2	5-6	41	0	8	381	47.6	0	1
9/23/10	at PITT	8	364	45.5	59	0	0	1	4	2	1-2	27	0	2	140	70.0	1	0
Oct 02	at Clemson	7	323	46.1	57	0	0	1	3	3	0-0	0	0	4	250	62.5	0	0
Oct 09	FLORIDA STATE	4	165	41.2	54	0	1	0	1	2	1-1	38	0	8	524	65.5	4	0
Oct 16	at Duke	7	250	35.7	44	0	1	2	0	1	2-2	43	0	3	183	61.0	0	0
Oct 23	NORTH CAROLINA	4	164	41.0	46	0	0	0	0	0	1-1	19	0	3	201	67.0	0	0
Oct 30	at Virginia	6	245	40.8	52	0	0	0	1	4	1-1	32	0	5	315	63.0	1	0
Nov 06	MARYLAND	6	285	47.5	62	0	1	1	3	1	2-2	27	0	5	326	65.2	2	0
Nov 13	at Georgia Tech	4	121	30.2	38	0	0	1	0	2	1-1	38	0	3	196	65.3	0	0
Nov 20	VIRGINIA TECH	6	283	47.2	57	0	2	1	2	1	1-1	49	0	6	412	68.7	1	1
		63	2635	41.8	62	0	5	9	14	20	15-19	49	0	48	2995	62.4	9	2
Miami		47	2109	44.9	62	0	6	14	15	14	10-14	51	1	60	3809	63.5	12	0

**2010 University of Miami Football  
Miami Game Superlatives (as of Nov 21, 2010)  
All games**

**INDIVIDUAL GAME HIGHS**

Rushes	25	Berry, D. at Duke (Oct 16, 2010)
Yards Rushing	163	Miller, L. vs Virginia Tech (Nov 20, 2010)
TD Rushes	1	James, M. vs Florida A&M (Sep 02, 2010)
	1	Miller, L. vs Florida A&M (Sep 02, 2010)
	1	Miller, L. at PITT (9/23/10)
	1	Berry, D. at PITT (9/23/10)
	1	Harris, J. vs Florida State (Oct 09, 2010)
	1	Berry, D. vs Florida State (Oct 09, 2010)
	1	Harris, J. at Duke (Oct 16, 2010)
	1	Berry, D. at Duke (Oct 16, 2010)
	1	Berry, D. vs North Carolina (Oct 23, 2010)
	1	Morris, S. at Virginia (Oct 30, 2010)
	1	James, M. vs Maryland (Nov 06, 2010)
	1	Miller, L. vs Maryland (Nov 06, 2010)
	1	Cooper, G. at Georgia Tech (Nov 13, 2010)
	1	James, M. at Georgia Tech (Nov 13, 2010)
	1	Miller, L. at Georgia Tech (Nov 13, 2010)
	1	Berry, D. at Georgia Tech (Nov 13, 2010)
	1	Miller, L. vs Virginia Tech (Nov 20, 2010)
Long Rush	47	Miller, L. vs Virginia Tech (Nov 20, 2010)
Pass attempts	47	Harris, J. vs Florida State (Oct 09, 2010)
Pass completions	22	Harris, J. at OSU (Sep 11, 2010)
Yards Passing	286	Morris, S. vs Maryland (Nov 06, 2010)
TD Passes	4	Harris, J. at Clemson (Oct 02, 2010)
Long Pass	79	Morris, S. at Georgia Tech (Nov 13, 2010)
Receptions	7	Hankerson, L. at OSU (Sep 11, 2010)
	7	Hankerson, L. at Clemson (Oct 02, 2010)
Yards Receiving	147	Hankerson, L. at Clemson (Oct 02, 2010)
TD Receptions	3	Hankerson, L. at Clemson (Oct 02, 2010)
Long Reception	79	Hankerson, L. at Georgia Tech (Nov 13, 2010)
Field Goals	2	Bosher, M. vs North Carolina (Oct 23, 2010)
	2	Bosher, M. vs Maryland (Nov 06, 2010)
Long Field Goal	51	Bosher, M. at OSU (Sep 11, 2010)
Punts	10	Bosher, M. at Clemson (Oct 02, 2010)
Punting Avg	57.8	Bosher, M. at Virginia (Oct 30, 2010)
Long Punt	62	Bosher, M. at Virginia (Oct 30, 2010)
Long Punt Return	79	Benjamin, T. at OSU (Sep 11, 2010)
Long Kickoff Return	88	Miller, L. at OSU (Sep 11, 2010)
Tackles	18	McCarthy, C. at Virginia (Oct 30, 2010)
Sacks	3.5	Vernon, O. vs Florida A&M (Sep 02, 2010)
	3.5	Bailey, A. vs North Carolina (Oct 23, 2010)
Tackles For Loss	3.5	Vernon, O. vs Florida A&M (Sep 02, 2010)
	3.5	Bailey, A. vs North Carolina (Oct 23, 2010)
Interceptions	2	Telemaque, V. at Duke (Oct 16, 2010)

**2010 University of Miami Football  
Miami Game Superlatives (as of Nov 21, 2010)  
All games**

**TEAM GAME HIGHS**

Rushes	49	vs Maryland (Nov 06, 2010)
Yards Rushing	277	at Georgia Tech (Nov 13, 2010)
Yards Per Rush	6.2	vs Virginia Tech (Nov 20, 2010)
TD Rushes	4	at Georgia Tech (Nov 13, 2010)
Pass attempts	49	vs Florida State (Oct 09, 2010)
Pass completions	22	at OSU (Sep 11, 2010)
Yards Passing	286	vs Maryland (Nov 06, 2010)
Yards Per Pass	12.8	at Georgia Tech (Nov 13, 2010)
TD Passes	4	at Clemson (Oct 02, 2010)
Total Plays	85	vs Florida State (Oct 09, 2010)
Total Offense	507	at Georgia Tech (Nov 13, 2010)
Yards Per Play	7.9	at Georgia Tech (Nov 13, 2010)
Points	45	vs Florida A&M (Sep 02, 2010)
Sacks By	8	vs Florida A&M (Sep 02, 2010)
First Downs	27	vs Florida State (Oct 09, 2010)
Penalties	12	at Clemson (Oct 02, 2010)
	12	at Duke (Oct 16, 2010)
	12	at Virginia (Oct 30, 2010)
Penalty Yards	105	at Clemson (Oct 02, 2010)
Turnovers	6	vs Virginia Tech (Nov 20, 2010)
Interceptions By	5	at Duke (Oct 16, 2010)

**2010 University of Miami Football**  
**Miami Game Superlatives (as of Nov 21, 2010)**  
**All games**

**OPPONENT INDIVIDUAL GAME HIGHS**

Rushes	22	Jones,P, at Virginia (Oct 30, 2010)
Yards Rushing	158	Thompson, C., vs Florida State (Oct 09, 2010)
TD Rushes	3	ELLINGTON, at Clemson (Oct 02, 2010)
Long Rush	90	Thompson, C., vs Florida State (Oct 09, 2010)
Pass attempts	38	Renfree, S., at Duke (Oct 16, 2010)
Pass completions	19	Verica,M, at Virginia (Oct 30, 2010)
Yards Passing	233	Pryor, Terrelle, at OSU (Sep 11, 2010)
TD Passes	2	Ponder, C., vs Florida State (Oct 09, 2010)
Long Pass	62	Pryor, Terrelle, at OSU (Sep 11, 2010)
Receptions	7	Burd,K, at Virginia (Oct 30, 2010)
Yards Receiving	105	Posey, DeVier, at OSU (Sep 11, 2010)
TD Receptions	1	Saine, Brandon, at OSU (Sep 11, 2010)
	1	Thomas, J., vs Florida State (Oct 09, 2010)
	1	Smith, R., vs Florida State (Oct 09, 2010)
	1	Phillips,C, at Virginia (Oct 30, 2010)
	1	Dorsey, vs Maryland (Nov 06, 2010)
	1	Cone, K., at Georgia Tech (Nov 13, 2010)
	1	Coale, D, vs Virginia Tech (Nov 20, 2010)
Long Reception	62	Posey, DeVier, at OSU (Sep 11, 2010)
Field Goals	5	Barclay, Devin, at OSU (Sep 11, 2010)
Long Field Goal	49	Hazley, C, vs Virginia Tech (Nov 20, 2010)
Punts	8	HUTCHINS,Dan, at PITT (9/23/10)
Punting Avg	47.8	ZIMMERMAN, at Clemson (Oct 02, 2010)
Long Punt	62	Baltz, vs Maryland (Nov 06, 2010)
Long Punt Return	29	SADDLER,Cameron, at PITT (9/23/10)
Long Kickoff Return	55	Reid, G., vs Florida State (Oct 09, 2010)
Tackles	14	Brown, Z, vs North Carolina (Oct 23, 2010)
Sacks	2.0	SHEARD,Jabaal, at PITT (9/23/10)
	2.0	Mackall, vs Maryland (Nov 06, 2010)
	2.0	Friday, S, vs Virginia Tech (Nov 20, 2010)
Tackles For Loss	4.5	BOWERS, at Clemson (Oct 02, 2010)
Interceptions	2	Chekwa, Chimdi, at OSU (Sep 11, 2010)
	2	Mosley,C, at Virginia (Oct 30, 2010)
	2	Minnifield,C, at Virginia (Oct 30, 2010)
	2	Wujciak, vs Maryland (Nov 06, 2010)



**2010 University of Miami Football  
Miami Game Superlatives (as of Nov 21, 2010)  
All games**

**OPPONENT TEAM GAME HIGHS**

Rushes	59	at Georgia Tech (Nov 13, 2010)
Yards Rushing	308	at Georgia Tech (Nov 13, 2010)
Yards Per Rush	7.4	vs Florida State (Oct 09, 2010)
TD Rushes	4	vs Florida State (Oct 09, 2010)
Pass attempts	44	at Duke (Oct 16, 2010)
Pass completions	22	at Duke (Oct 16, 2010)
Yards Passing	233	at OSU (Sep 11, 2010)
Yards Per Pass	8.3	at OSU (Sep 11, 2010)
TD Passes	2	vs Florida State (Oct 09, 2010)
Total Plays	85	at Duke (Oct 16, 2010)
Total Offense	471	vs Florida State (Oct 09, 2010)
Yards Per Play	7.6	vs Florida State (Oct 09, 2010)
Points	45	vs Florida State (Oct 09, 2010)
Sacks By	3	vs Maryland (Nov 06, 2010)
First Downs	22	at Duke (Oct 16, 2010)
Penalties	11	at Virginia (Oct 30, 2010)
Penalty Yards	105	at Virginia (Oct 30, 2010)
Turnovers	7	at Duke (Oct 16, 2010)
Interceptions By	5	at Virginia (Oct 30, 2010)

**2010 University of Miami Football**  
**Miami Games Played (as of Nov 21, 2010)**  
**All games**

##	PLAYER	GP-GS	FAMU	OSU	PITT	CU	FS	DU	NC	VA	MD	GT	VT
26	Armstrong, R.	11/4	START	START	START	START	XXX	XXX	XXX	XXX	XXX	XXX	XXX
57	Bailey, A.	11/11	START	START	START	START	START	START	START	START	START	START	START
3	Benjamin, T.	11/7	START	START	START	START	XXX	XXX	XXX	XXX	START	START	START
20	Berry, D.	10/9	START	START	START	START	START	START	START	START	...	START	XXX
25	Bosher, M.	11/-	XXX	XXX	XXX	XXX	XXX	XXX	XXX	XXX	XXX	XXX	XXX
45	Buchanan, R.	11/7	XXX	XXX	XXX	START	XXX	START	START	START	START	START	START
47	Byrd, L.	11/4	XXX	XXX	XXX	XXX	START	START	START	START	XXX	XXX	XXX
94	Cain, K.	10/4	XXX	XXX	...	XXX	XXX	START	START	START	START	XXX	XXX
37	Campbell, J.	8/-	...	...	XXX	...	XXX	XXX	XXX	XXX	XXX	XXX	XXX
32	Chambers, L.	8/-	XXX	XXX	...	XXX	XXX	XXX	XXX	XXX	XXX	...	...
23	Clements, E.	10/-	XXX	XXX	XXX	XXX	XXX	XXX	XXX	XXX	...	XXX	XXX
82	Cleveland, A.	7/3	XXX	...	...	...	XXX	XXX	START	START	START	...	XXX
2	Cooper, G.	8/1	XXX	...	...	...	XXX	XXX	XXX	XXX	XXX	XXX	START
39	Cornileus, T.	8/-	...	XXX	XXX	XXX	...	...	XXX	XXX	XXX	XXX	XXX
49	Dye, D.	5/-	...	...	...	...	...	XXX	XXX	XXX	XXX	XXX	...
61	Figueroa, J.	4/2	XXX	START	START	XXX	...	...	...	...	...	...	...
9	Ford, C.	8/1	XXX	START	XXX	XXX	XXX	XXX	...	...	XXX	XXX	...
99	Forston, M.	11/10	START	START	START	XXX	START	START	START	START	START	START	START
74	Franklin, O.	11/10	START	START	START	START	XXX	START	START	START	START	START	START
58	Futch, J.	10/-	...	XXX	XXX	XXX	XXX	XXX	XXX	XXX	XXX	XXX	XXX
59	Gaines, J.	5/-	XXX	XXX	XXX	XXX	XXX	...	...	...	...	...	...
28	Gholston, N.	5/-	XXX	XXX	...	...	XXX	...	...	...	...	XXX	XXX
84	Gordon, R.	11/9	START	START	START	START	START	XXX	START	START	START	XXX	START
51	Green, S.	2/-	XXX	XXX	...	...	...	...	...	...	...	...	...
66	Gunn, H.	11/11	START	START	START	START	START	START	START	START	START	START	START
33	Hagens, M.	4/-	XXX	...	...	...	XXX	...	...	...	...	XXX	XXX
85	Hankerson, L.	11/10	START	START	START	START	START	START	START	START	START	XXX	START
1	Harris, B.	11/11	START	START	START	START	START	START	START	START	START	START	START
12	Harris, J.	8/8	START	START	START	START	START	START	START	START	...	...	...
77	Henderson, S.	10/8	XXX	...	XXX	START	START	START	START	START	START	START	START
11	Highsmith, A.	2/-	XXX	...	XXX	...	...	...	...	...	...	...	...
30	Hill, P.	11/7	XXX	XXX	START	START	XXX	START	START	START	START	START	XXX
13	Hill, R.	11/8	XXX	XXX	XXX	START	START	START	START	START	START	START	START
92	Holmes, J.	7/5	START	START	START	START	...	...	START	...	...	XXX	XXX
34	Holton, C.J.	11/-	XXX	XXX	XXX	XXX	XXX	XXX	XXX	XXX	XXX	XXX	XXX
63	Horn, T.	11/11	START	START	START	START	START	START	START	START	START	START	START
80	Hurns, A.	9/3	XXX	XXX	XXX	XXX	XXX	XXX	START	START	START	...	...
60	Ivory, C.	11/-	XXX	XXX	XXX	XXX	XXX	XXX	XXX	XXX	XXX	XXX	XXX
5	James, M.	11/1	XXX	XXX	XXX	XXX	START	XXX	XXX	XXX	XXX	XXX	XXX
4	Johnson, A.	11/2	START	XXX	XXX	XXX	XXX	XXX	XXX	XXX	XXX	XXX	START
81	Johnson, D.	2/2	...	...	...	...	...	...	...	START	START	...	...
78	Johnson, J.	9/4	...	XXX	XXX	XXX	START	...	START	START	START	XXX	XXX
24	Johnson, S.	8/-	...	...	XXX	XXX	XXX	XXX	...	XXX	XXX	XXX	XXX
55	Jones, B.	2/1	START	...	...	...	...	...	...	...	...	XXX	...
98	Lewis, J.	1/-	XXX	...	...	...	...	...	...	...	...	...	...
65	Linder, B.	10/5	XXX	...	XXX	XXX	XXX	START	START	START	START	START	XXX
44	McCarthy, C.	10/10	START	START	START	START	START	...	START	START	START	START	START





Total Tackles	UA-A	Total	FAMU	OSU	PITT	CU	FS	DU	NC	VA	MD	GT	VT
Byrd, L.	1-0	1	-	-	-	-	-	-	-	-	-	-	1-0
Porter, C. DL	0-1	1	DNP	0-1	DNP	DNP	DNP	DNP	DNP	DNP	DNP	DNP	DNP
Ivory, C.	0-1	1	-	-	-	-	0-1	-	-	-	-	-	-