

21

Duke (15-5, 4-3) at Miami (15-3, 4-2)

Monday, January 25, 2016 // 7 p.m. ET // ESPN

Coral Gables, Fla. // BankUnited Center (7,972)

2015-16 SCHEDULE

2K CLASSIC BENEFITING WOUNDED WARRIOR PROJECT
(CAMERON INDOOR STADIUM - DURHAM, N.C.)

N13 [5/-] SIENA (ESPNU) W, 92-74
N14 [5/-] BRYANT (ESPN 3) W, 113-75

State Farm Champions Classic
(United Center - Chicago, Ill.)

N17 [5/2] vs. Kentucky (ESPN) L, 63-74

2K Classic benefiting Wounded Warrior Project
(Madison Square Garden - New York, N.Y.)

N20 [5/-] vs. VCU (ESPN2) W, 79-71
N22 [5/-] vs. Georgetown (ESPN) W, 86-84

N25 [6/-] YALE (ESPNU) W, 80-61
N29 [6/-] UTAH STATE (ESPNU) W, 85-52

BIG TEN/ACC CHALLENGE

D2 [7/-] INDIANA (ESPN) W, 94-74

D5 [7/-] BUFFALO (ESPN2) W, 82-59

D15 [7/-] GEORGIA SOUTHERN (ESPN2) W, 99-65

Ameritas Insurance Classic
(Madison Square Garden - New York, N.Y.)

D19 [7/-] vs. Utah (ESPN) L, 75-77 (OT)

D28 [15/-] ELON (ESPNU) W, 105-66

D30 [15/-] LONG BEACH STATE (RSN) W, 103-81

J2 [15/-] at Boston College (RSN) W, 81-64

J6 [14/-] at Wake Forest (ESPNU) W, 91-75

J9 [14/-] VIRGINIA TECH (ACCN) W, 82-58

J13 [9/-] at Clemson (ESPN2) L, 63-68

J16 [9/-] NOTRE DAME (ESPN2) L, 91-95

J18 [20/-] SYRACUSE (ESPN) L, 62-64

J23 [20/-] at NC State (CBS) W, 88-78

J25 at Miami (ESPN) 7 p.m. ET

F2 at Georgia Tech (ESPNU) 9 p.m. ET

F6 NC STATE (ESPN) 2/7 P.M. ET

F8 LOUISVILLE (ESPN) 7 P.M. ET

F13 VIRGINIA (ESPN) 4/9 P.M. ET

F17 at North Carolina (ESPN/ACCN) 9 p.m. ET

F20 at Louisville (ESPN) 12 p.m. ET

F25 FLORIDA STATE (ESPN) 7 P.M. ET

F28 at Pittsburgh (CBS) 2 p.m. ET

M1 WAKE FOREST (ACCN) 8 P.M. ET

M5 NORTH CAROLINA (ESPN) 7/9 P.M. ET

ACC Tournament

(Verizon Center - Washington, D.C.)

M8-12 vs. TBD (ESPN/ACCN) TBD

[] - denotes Duke/opponent AP ranking at time of game

DUKE INFORMATION

Duke



Blue Devils

Record 15-5 (4-3 ACC)
Rankings (AP/Coaches) 20/12
Last Game W, 88-78 at NC State (1/23/16)

Head Coach Mike Krzyzewski (Army, '69)
Career Record 1,033-315/41st Season
vs. Miami 17-4
Duke Record 960-256/36th Season
vs. Miami 17-4

OPPONENT INFORMATION

Miami



Hurricanes

Record 15-3 (4-2 ACC)
Rankings (AP/Coaches) 15/14
Last Game W, 77-63 vs. Wake Forest (1/23/16)

Head Coach Jim Larranaga (Providence, '71)
Career Record 576-386/32nd Season
Miami Record 106-52/5th Season

BROADCAST INFORMATION

ESPN

Play-by-Play: Sean McDonough

Analyst: Dick Vitale

Reporter: Quint Kessenich

Blue Devil IMG Sports Network

Play-by-Play: Bob Harris

Analyst: John Roth

Sirius / XM 84 / 84

THE OPENING TIP

• Duke will look for its fourth ACC road victory of the year when it visits Miami on Monday. Both teams' staffs will wear sneakers for the contest in support of Coaches vs. Cancer.

• **Mike Krzyzewski** has won a league-record 166 ACC road games during his tenure at Duke. The Blue Devils are 110-49 (.692) in ACC road games since the 1996-97 season.

• Duke employs one of the nation's most lethal offensive attacks, ranking fifth in the NCAA in scoring offense (85.7) and second in the country in adjusted offensive efficiency (122.7).

• Duke averages 8.9 three-pointers per game overall and 9.4 per game in ACC play, both of which lead the league. **Matt Jones** leads Duke and ranks third in the ACC in threes per game (2.5) overall.

• On the offensive end, Duke features two of the top three scorers in ACC play, as **Grayson Allen** (19.7) ranks second and **Brandon Ingram** (19.6) ranks third in league play.

• Among ACC freshmen in all games this season, Ingram ranks first in three-point percentage (.419) and second in scoring (17.1), three per game (2.2), blocks (1.6) and steals (1.4).

• Duke has made 370 free throws this season, tied for fifth-most among major conference teams. **Luke Kennard** leads the nation with a .926 free throw percentage, which would set a new Duke freshman record.

• Duke ranks ninth nationally in turnover average (10.1) and sixth in offensive turnover percentage (14.4 percent). Jones and Allen have assist-to-turnover ratios of 2.32 and 2.14, respectively.

• **Marshall Plumlee** is averaging a career-best 2.0 blocks per contest, which is tied for fourth in the ACC and ranks 48th nationally.

DUKE BLUE DEVIL AVERAGES

No.	Name (Ht., Wt., Yr.)	Pos.	PPG	RPG	APG	Notables
2	Chase Jeter (6-10, 240, Fr.)	F/C	1.8	1.8	0.2	Ranks third on team in charges drawn (3)
3	Grayson Allen (6-5, 205, So.)	G	20.5	4.8	3.8	Tied for ACC lead with three 30-point games this season
5	Luke Kennard (6-5, 180, Fr.)	G	12.3	3.7	1.3	Leads the NCAA in free throw percentage (.926)
12	Derryck Thornton (6-2, 175, Fr.)	G	8.3	2.2	2.8	Shooting .413 (19-of-46) from three-point range
13	Matt Jones (6-5, 200, Jr.)	G	12.5	2.9	2.6	Has a team-high 2.32 assist-to-turnover ratio
14	Brandon Ingram (6-9, 190, Fr.)	G/F	17.1	6.2	1.7	Tied for ACC frosh lead w/ three double-doubles
21	Amile Jefferson (6-9, 225, Sr.)	F	11.4	10.3	1.4	Out indefinitely with right foot injury
30	Antonio Vrankovic (7-0, 270, Fr.)	C	1.0	1.8	0.0	Has seen action in four games
34	Sean Obi (6-9, 250, So.)	F	0.3	0.7	0.0	Has seen action in nine games
40	Marshall Plumlee (7-0, 250, Gr.)	C	8.3	8.0	1.1	Averaging 6.3 oreb/game in Duke's last four games
45	Nick Pagliuca (6-3, 195, Jr.)	G	0.0	0.3	0.0	Has seen action in 23 career games
50	Justin Robinson (6-8, 190, Fr.)	F	-	-	-	Son of NBA Hall of Famer David Robinson
53	Brennan Besser (6-5, 180, Fr.)	G	0.0	0.0	0.0	Has seen action in one game

ACC STANDINGS (THROUGH JAN. 23)

Rank	Team	ACC	Overall
1.	North Carolina	6-0	17-2
2.	Louisville	5-1	16-3
3.	Pittsburgh	5-2	16-3
	Notre Dame	5-2	14-5
	Clemson	5-2	12-7
6.	Miami	4-2	15-3
	Virginia Tech	4-2	12-7
8.	Duke	4-3	15-5
9.	Virginia	3-3	14-4
10.	Syracuse	3-4	13-7
11.	Florida State	2-5	12-7
12.	Georgia Tech	1-7	11-8
13.	NC State	1-6	11-9
	Wake Forest	1-6	10-9
15.	Boston College	0-6	7-12

DUKE 2015-16 WINS VS. LOSSES

Category	Wins	Losses
Points per game	90.7	70.8
Opponent points per game	69.1	75.6
Field goal pct.	.504	.407
Opponent field goal pct.	.430	.440
3FG percentage	.393	.362
Opponent 3FG pct.	.359	.361
Free throw pct.	.739	.653
Rebounds per game	39.5	35.2
Rebound margin	+7.3	-8.4
Assists per game	14.3	13.0
Turnovers per game	9.9	10.8
Turnover margin	+3.5	+0.2
Steals per game	7.1	4.2
Blocks per game	5.6	4.8

DUKE IN THE NCAA (THROUGH JAN. 23)

Category	Rank (Avg.)
Winning percentage	46th (.750)
Scoring offense	5th (85.7)
Scoring defense.....	161st (70.8)
Scoring margin	13th (15.0)
Field goal percentage	28th (48.0)
Field goal percentage defense.....	182nd (43.3)
Three-point field goals per game.....	38th (8.9)
Three-point field goal percentage	35th (38.4)
Three-point field goal pct. defense.....	264th (36.0)
Free throw percentage	77th (72.3)
Rebound margin.....	97th (3.4)
Assists per game.....	145th (14.0)
Assist-to-turnover ratio.....	39th (1.39)
Blocks per game.....	24th (5.4)
Steals per game	157th (6.4)
Turnovers per game	9th (10.1)
Turnover margin.....	40th (+2.7)
Personal fouls per game	32nd (17.0)
Offensive rebounds per game	49th (13.0)
Defensive rebounds per game.....	182nd (25.4)
Total rebounds per game	90th (38.4)

STATISTICAL COMPARISON

Duke	Category	Miami
85.7	Points per Game	79.2
70.8	Opponent Points per Game	64.7
.480	Field Goal Percentage.....	.478
.433	Opponent Field Goal Percentage408
.384	Three-Point Field Goal Percentage365
.360	Opponent Three-Point Field Goal Percentage.....	.325
8.9	Three-Point Field Goals per Game	7.1
6.6	Opponent Three-Point Field Goals per Game	5.8
.723	Free Throw Percentage.....	.756
+3.4.....	Rebound Margin	+5.8
5.4.....	Blocks per Game.....	3.6
6.4	Steals per Game	6.5
14.0	Assists per Game	12.9
10.1.....	Turnovers per Game	11.3
17.0	Fouls per Game	17.0

DUKE VS. MIAMI - LAST 10 GAMES | ALL-TIME SERIES: DUKE LEADS, 17-4

Date	Location	Result	Duke's Leading Scorer
2/7/09	Durham, N.C.	W, 78-75 (OT)	Jon Scheyer, 22
2/17/10	Coral Gables, Fla.	W, 81-74	Kyle Singler, 22
3/13/10	Greensboro, N.C.	W, 77-74	Kyle Singler, 27
1/2/11	Durham, N.C.	W, 74-63	Nolan Smith, 28
2/13/11	Coral Gables, Fla.	W, 81-71	Nolan Smith, 18
2/5/12	Durham, N.C.	L, 74-78 (OT)	Seth Curry, 22
1/23/13	Coral Gables, Fla.	L, 63-90	Rasheed Sulaimon, 16
3/2/13	Durham, N.C.	W, 79-76	Ryan Kelly, 36
1/22/14	Coral Gables, Fla.	W, 67-46	Jabari Parker, 17
1/13/15	Durham, N.C.	L, 74-90	Quinn Cook, 18

DUKE RECORD BY STARTING LINEUP

Thornton, Allen, Jones, Ingram, Plumlee	5-2 (.714)
Jones, Allen, Ingram, Jefferson, Plumlee	5-1 (.833)
Jones, Allen, Kennard, Ingram, Plumlee	2-2 (.500)
Thornton, Allen, Jones, Jefferson, Plumlee	2-0 (1.000)
Thornton, Jones, Ingram, Jefferson, Plumlee	1-0 (1.000)

DUKE SPECIALTY STATS COMPARISON

Opponent	Paint	Off TO	2nd Chance	Fast Break	Bench
Siena	44/32	21/12	12/17	6/8	18/9
Bryant	48/26	24/7	27/12	14/2	26/34
vs. Kentucky	30/48	5/17	23/14	4/18	9/11
vs. VCU	24/46	11/15	11/9	2/8	32/19
vs. Georgetown	24/34	12/12	14/10	0/0	17/31
Yale	36/36	16/10	10/16	6/2	29/7
Utah State	38/26	20/10	12/4	4/6	27/15
Indiana	42/38	13/4	26/8	4/7	19/19
Buffalo	36/34	17/4	8/4	2/4	15/27
Georgia Southern	44/34	10/8	27/11	6/0	19/16
vs. Utah	26/48	20/5	20/7	4/8	24/11
Elon	40/26	17/12	26/9	6/10	23/27
Long Beach State	32/36	24/7	11/18	4/14	9/14
at Boston College	28/30	22/18	2/6	10/2	19/12
at Wake Forest	42/44	15/9	4/20	4/8	23/26
Virginia Tech	34/32	16/8	6/8	6/6	11/20
at Clemson	20/28	7/9	3/10	0/6	10/9
Notre Dame	26/50	11/9	4/18	5/0	2/38
Syracuse	26/26	3/9	15/17	0/2	6/8
at NC State	36/34	13/12	12/11	15/10	5/16
at Miami	-	-	-	-	-
at Georgia Tech	-	-	-	-	-
NC State	-	-	-	-	-
Louisville	-	-	-	-	-
Virginia	-	-	-	-	-
at North Carolina	-	-	-	-	-
at Louisville	-	-	-	-	-
Florida State	-	-	-	-	-
at Pittsburgh	-	-	-	-	-
Wake Forest	-	-	-	-	-
North Carolina	-	-	-	-	-
TOTALS	676/708	297/197	273/239	102/121	343/369
AVERAGES	33.8/35.4	14.9/9.9	13.7/12.0	5.1/6.1	17.2/18.5

111TH SEASON OF BASKETBALL

- The 2015-16 campaign marks the 111th season of Duke basketball. The Blue Devils have compiled a 2,076-858 record in that span to rank fourth all-time in victories.
- Only Kentucky (2,193), Kansas (2,168) and North Carolina (2,157) have more wins through Jan. 23.
- Duke's all-time .707 winning percentage is the fourth-best in NCAA history, behind only Kentucky (.764), North Carolina (.736) and Kansas (.722) through Jan. 23.

COACH 1K

- Mike Krzyzewski owns a 1,033-315 (.766) record over 40-plus seasons as a head coach, including a 960-256 (.789) mark at Duke (35-plus seasons).
- Coach K became the first men's coach in Division I college basketball to record 1,000 career victories with a 77-68 win over St. John's on Jan. 25, 2015 at Madison Square Garden.
- Krzyzewski has also won a record 437 ACC games (regular season and tournament), having passed Dean Smith (422) on Feb. 4, 2015.
- Coach K owns 960 of Duke's 2,076 all-time wins, translating to 46.2 percent of the wins in the history of Duke men's basketball.

UNRIVALED LONGEVITY

- Mike Krzyzewski led Duke to its fifth NCAA championship in 2015, extending his own record for length of time between a coach's first and most recent national title to 25 years.
- Coach K and Connecticut's Jim Calhoun are the only coaches in NCAA history to win national championships in three decades: the 1990s, the 2000s and the 2010s.

Most Seasons between

First and Most Recent NCAA Championships

1.	Mike Krzyzewski, Duke	25 (1991-2015)
2.	Branch McCracken, Indiana	14 (1940-1953)
3.	Jim Calhoun, Connecticut	13 (1999-2011)
4.	Bob Knight, Indiana	12 (1976-1987)
	Dean Smith, North Carolina	12 (1982-1993)
	John Wooden, UCLA	12 (1964-1975)

INTERNATIONAL EXCELLENCE

- Having previously announced that the 2016 Rio Olympics will be his last as head coach of the U.S. Men's National Team, Mike Krzyzewski will transition to the role of special advisor to USA Basketball for the 2017-20 quadrennium.
- Krzyzewski has been on the staffs of 14 different USA Basketball teams, compiling a 125-7 (.947) record and 14 medals (10 gold).
- As a head coach with USA Basketball, he has a 94-7 (.931) record with 10 teams, claiming six golds among his 10 medals.
- Krzyzewski has guided the U.S. Men's National Team to a 75-1 (.987) record, including an active 63-game winning streak, and six total medals (five gold).

AMONG NATION'S BEST OFFENSES

- With an average of 85.7 points per game, Duke ranks second in the ACC and fifth nationally in scoring offense.
- Duke's scoring average of 85.7 points per game is the third-best mark among teams from the six major conferences.

NCAA Scoring Offense Rankings - 2015-16

Rk	Team	Points per Game
1.	The Citadel	89.9
2.	Oakland	86.3
3.	North Carolina	86.2
4.	Indiana	86.1
5.	Duke	85.7
6.	Oklahoma	85.5
7.	North Florida	85.4
8.	Omaha	85.1
9.	Washington	85.0
10.	Green Bay	84.8

through Jan. 23

A LEADER IN OFFENSIVE EFFICIENCY

- Duke currently ranks second nationally in adjusted offensive efficiency (points scored per 100 possessions) at 122.7.
- The Blue Devils are the only team to finish in the nation's top 10 in adjusted offensive efficiency in each of the last seven years.

Adjusted Offensive Efficiency since 2008-09

Year	AdjO	National Rank
2008-09	116.0	8th
2009-10	120.0	1st
2010-11	117.7	5th
2011-12	114.5	10th
2012-13	116.7	5th
2013-14	123.5	2nd
2014-15	121.6	3rd
2015-16	122.7	2nd

through Jan. 23

BALL SECURITY A STRENGTH

- Despite playing three freshmen in its six-man rotation, Duke ranks ninth nationally with an average of just 10.1 turnovers per game.
- The Blue Devils turn the ball over on just 14.4 percent of their offensive possessions, the sixth-best rate in the country.
- Duke's five primary ballhandlers (Allen, Ingram, Jones, Kennard and Thornton) have combined for a 1.67 assist-to-turnover ratio (241:144) and combined to average just 7.1 turnovers per game.

NCAA Turnover Average Rankings - 2015-16

Rk	Team	TO per Game
1.	Virginia	9.1
2.	Temple	9.2
	Notre Dame	9.2
4.	Old Dominion	9.5
5.	Saint Mary's	9.6
6.	Davidson	9.8
	Iowa	9.8
8.	Michigan	10.0
9.	Duke	10.1
10.	Illinois	10.2

through Jan. 23

NCAA Turnover Percentage Rankings - 2015-16

Rk	Team	TO Pct.
1.	Davidson	13.1
2.	Temple	13.8
3.	Iowa	14.0
4.	Notre Dame	14.0
5.	Illinois	14.3
6.	Duke	14.4
7.	Butler	14.5
8.	Virginia	14.5

through Jan. 23

DUKE SEASON & CAREER TOTALS

	2015-16	Career
Double-Figure Scoring Games		
Amile Jefferson	5 (4-1)	28 (22-6)
Grayson Allen	18 (15-3)	23 (20-3)
Matt Jones	13 (11-2)	20 (18-2)
Brandon Ingram	16 (12-4)	16 (12-4)
Luke Kennard	12 (9-3)	12 (9-3)
Marshall Plumlee	6 (4-2)	8 (6-2)
Derryck Thornton	6 (6-0)	6 (6-0)
20+ Point Games		
Grayson Allen	9 (9-0)	10 (10-0)
Brandon Ingram	8 (7-1)	8 (7-1)
Luke Kennard	4 (2-2)	4 (2-2)
Matt Jones	2 (2-0)	2 (2-0)
Marshall Plumlee	1 (1-0)	1 (1-0)
30+ Point Games		
Grayson Allen	3 (3-0)	3 (3-0)
Luke Kennard	1 (1-0)	1 (1-0)
10+ Rebound Games		
Amile Jefferson	5 (4-1)	17 (15-2)
Marshall Plumlee	6 (4-2)	7 (5-2)
Brandon Ingram	3 (2-1)	3 (2-1)
Grayson Allen	1 (1-0)	1 (1-0)
15+ Rebound Games		
Amile Jefferson	1 (0-1)	2 (1-1)
Marshall Plumlee	1 (0-1)	1 (0-1)
Double-Doubles		
Amile Jefferson	3 (2-1)	8 (6-2)
Marshall Plumlee	4 (2-2)	5 (3-2)
Brandon Ingram	3 (2-1)	3 (2-1)
Grayson Allen	1 (1-0)	1 (1-0)
20- 10 Games		
Brandon Ingram	2 (2-0)	2 (2-0)
Grayson Allen	1 (1-0)	1 (1-0)
Marshall Plumlee	1 (1-0)	1 (1-0)
15 - 15 Games		
Amile Jefferson	1 (0-1)	1 (0-1)
Marshall Plumlee	1 (0-1)	1 (0-1)
10+ Assist Games		
None		
3+ Steal Games		
Matt Jones	2 (2-0)	5 (5-0)
Grayson Allen	2 (2-0)	3 (3-0)
Brandon Ingram	3 (2-1)	3 (2-1)
Amile Jefferson	0 (0-0)	2 (2-0)
Luke Kennard	2 (1-0)	2 (2-0)
3+ Three-Point FG Games		
Matt Jones	9 (8-1)	14 (13-1)
Brandon Ingram	9 (6-3)	9 (6-3)
Grayson Allen	6 (4-2)	7 (5-2)
Luke Kennard	3 (2-1)	3 (2-1)
Derryck Thornton	1 (1-0)	1 (1-0)
Scoring Leaders		
Grayson Allen	9 (8-1)	10 (9-1)
Brandon Ingram	5 (5-0)	5 (5-0)
Matt Jones	2 (1-1)	3 (2-1)
Luke Kennard	3 (1-2)	3 (1-2)
Amile Jefferson	1 (0-1)	2 (1-1)
Marshall Plumlee	2 (1-1)	2 (1-1)
Rebounding Leaders		
Amile Jefferson	8 (7-1)	27 (25-2)
Marshall Plumlee	8 (5-3)	8 (5-3)
Brandon Ingram	3 (3-0)	3 (3-0)
Grayson Allen	2 (2-0)	2 (2-0)
Luke Kennard	1 (0-1)	1 (0-1)
Assists Leaders		
Grayson Allen	13 (11-2)	13 (11-2)
Derryck Thornton	7 (5-2)	7 (5-2)
Amile Jefferson	2 (2-0)	5 (5-0)
Brandon Ingram	2 (2-0)	2 (2-0)
Matt Jones	2 (1-1)	3 (1-2)
Chase Jeter	1 (1-0)	1 (1-0)
Luke Kennard	1 (1-0)	1 (1-0)
Marshall Plumlee	1 (1-0)	1 (1-0)
Record in such games in ()		

STREAKS

Overall	Won 1
Unranked teams anywhere	Won 1
Ranked teams anywhere	Lost 1
Home	Lost 2
Home ACC	Lost 2
Home non-conference	Won 125
Home unranked non-conference	Won 117
Home ranked teams	Won 7
Home unranked teams	Lost 2
Road	Won 1
Road ACC	Won 1
Road ranked teams	Won 2
Road unranked teams	Won 1
Neutral	Lost 1
Neutral ranked teams	Lost 1
Neutral unranked teams	Lost 1

Consecutive Made Free Throws (active streak)

Grayson Allen	10
Luke Kennard	8
Matt Jones	2
Derryck Thornton	2
Amile Jefferson	1
Marshall Plumlee	1

Consecutive Games with a Three-Point Field Goal

Brandon Ingram	13
Grayson Allen	6
Matt Jones	5
Derryck Thornton	2
Luke Kennard	1

Games Played	2015-16	Career
Amile Jefferson	9 (8-1)	115 (96-19)
Marshall Plumlee	20 (15-5)	108 (87-21)
Matt Jones	20 (15-5)	91 (75-16)
Grayson Allen	20 (15-5)	55 (47-8)
Nick Pagliuca	9 (9-0)	23 (23-0)
Brandon Ingram	20 (15-5)	20 (15-5)
Luke Kennard	20 (15-5)	20 (15-5)
Derryck Thornton	20 (15-5)	20 (15-5)
Chase Jeter	16 (12-4)	16 (12-4)
Sean Obi	9 (7-2)	9 (7-2)
Antonio Vrankovic	4 (4-0)	4 (4-0)
Brennan Besser	1 (1-0)	1 (1-0)

Starts

	Consecutive	Career
Amile Jefferson	9 (8-1)	68 (57-11)
Matt Jones	33 (27-6)	38 (31-7)
Marshall Plumlee	20 (15-5)	20 (15-5)
Grayson Allen	16 (12-4)	19 (14-5)
Brandon Ingram	14 (10-4)	18 (13-5)
Derryck Thornton	0	10 (8-2)
Luke Kennard	3 (1-2)	4 (2-2)

Record in such games in ()

THREE-BALL A VITAL RESOURCE

- On the season, Duke averages 8.9 three-point field goals per game and that number bumps up to 9.4 in league play. Both averages lead the ACC.
- Since **Amile Jefferson's** injury, three-pointers have accounted for 34.1 percent of the team's scoring, up from 27.5 percent prior to his injury.
- Duke makes less three-pointers in wins (8.8) than it does in losses (9.2), but shoots a better percentage from beyond the arc in victories (.393 vs. .362).

EARNING SECOND CHANCES

- Behind a combined 5.0 offensive rebounds per game from **Brandon Ingram** and **Marshall Plumlee**, Duke is rebounding 36.6 percent of its own misses to rank 27th nationally in offensive rebound percentage.
- Individually, Plumlee grabs 13.0 percent of Duke's misses while on the floor, while Ingram checks in at 6.0 percent.
- On the season, Duke averages 13.7 second-chance points per game and has an average +1.7 margin in second-chance points per contest.

PROTECTING THE RIM

- Duke is averaging 5.4 blocks per game in 2015-16 after swatting just 3.8 per game a year ago, thanks to **Marshall Plumlee** and his team-leading 2.0 blocks per game (fourth in the ACC).
- As a team, Duke ranks 24th nationally in blocks per game. The Blue Devils' best final national ranking in blocks per game this decade is 89th (4.0) in 2011-12.
- **Brandon Ingram** ranks eighth in the ACC and second among ACC freshmen with an average of 1.6 blocks per game. His 31 total blocks rank 10th on Duke's freshman chart.

GETTING TO THE LINE

- Duke ranks 15th nationally in free throws made (370) and 19th in free throw attempts (512).
- Duke's 370 makes from the rank fifth among major conference teams this season.
- Duke, which averages only 17.0 personal fouls per game, has made 370 free throws while its opponents have only attempted 315 this season.
- Duke has a 42.2 free throw rate on the year, which measures how often a team scores from the line as opposed to the field. The Blue Devils were at 39.8 percent a year ago.
- The Blue Devils are shooting .723 from the line this season, a 2.4-percent improvement over last year's mark of .699.

Free Throws Made, Major Conference Teams - 2015-16

Rk	Team	FTM
1.	South Carolina	376
2.	Xavier	374
	Virginia Tech	374
4.	Arizona	373
5.	Duke	370

through Jan. 23

ROOKIES SHOULDERING A LOAD

- Since losing **Amile Jefferson** to injury in December, Duke's rotation has evolved into a six-man group that includes three freshmen.
- Of the production by the members of the current six-man rotation since Jefferson went down, the following is the proportion provided by the

combination of **Brandon Ingram**, **Luke Kennard** and **Derryck Thornton**.

Minutes played	46.9 percent (998 of 2127)
Points scored	50.8 percent (472 of 929)
Rebounds	47.0 percent (165 of 351)
Assists	44.0 percent (73 of 166)
Steals	49.2 percent (30 of 61)
Blocks	44.2 percent (23 of 52)

TURNING MISCUES INTO POINTS

- Duke is forcing opponents into an average of 12.7 turnovers per game on the season.
- The Blue Devils average 14.9 points per game off of those miscues and outscore opponents by an average of 5.0 points per game off of turnovers.
- Duke has forced opponents into double-figure turnovers 14 times on the season, including seven of its last 10 games. The Blue Devils are 12-2 in those games.

HIGH-SCORING FIRST HALVES

- Duke netted 70 first-half points against **Elon** on Dec. 28, the third-most points in a half in program history.
- The Blue Devils were 25-of-43 (.581) from the floor, including 9-of-18 (.500) from beyond the arc, in that half.
- Duke has scored 50 or more points in a first half six times this season: 50 vs. Notre Dame (1/16/16), 50 vs. Virginia Tech (1/9), 50 at Wake Forest (1/6/16), 70 vs. **Elon** (12/28), 51 vs. **Indiana** (12/2) and 59 vs. **Bryant** (11/14).

Highest Scoring Halves - Duke History

1.	vs. Virginia, 2/11/65	72 (2nd)
	vs. Harvard, 11/25/89	72 (1st)
3.	vs. Elon , 12/28/15	70 (1st)

WINS THIS DECADE

- Duke has the best winning percentage (.830) in the NCAA since the start of the 2009-10 season.
- Duke has won 200 games this decade, second-most in the NCAA.

Winning Pct. Since the Start of the 2009-10 Season - NCAA

Rk	Team	Wins	Losses	PCT
1.	Duke	200	41	.830
2.	Kentucky	205	42	.830
3.	Kansas	197	41	.828
4.	Gonzaga	188	42	.817
5.	Wichita State	189	43	.815
6.	San Diego State	178	49	.784
7.	Syracuse	180	51	.779
8.	Louisville	183	56	.766
9.	Ohio State	182	56	.765
10.	Wisconsin	176	61	.743

through Jan. 23

Wins Since the Start of the 2009-10 Season - NCAA

Rk	Team	Wins
1.	Kentucky	205
2.	Duke	200
3.	Kansas	197
4.	Wichita State	189
5.	Gonzaga	188
6.	Louisville	183
7.	Ohio State	182
8.	Syracuse	180
9.	San Diego State	178
10.	Michigan State	176
	Wisconsin	176

through Jan. 23

AP POLL STREAK EXTENDED

- Duke has been ranked in the AP Poll an NCAA-best 166 straight weeks.
- Duke's current streak is the second-longest stretch in program history and tied for the fifth-longest consecutive weeks ranked streak in NCAA history.
- Duke is the only program to finish in the top 10 of the AP poll in each of the last eight seasons.

Consecutive Weeks in AP Top 25 Rankings - Active

1.	Duke	166
2.	Kansas	134
3.	Arizona	70

as of Jan. 18, 2016

Consecutive Weeks in AP Top 25 Rankings - All-Time

1.	UCLA	221 (1966-80)
2.	Duke	200 (1996-07)
3.	North Carolina	172 (1999-00)
4.	North Carolina	171 (1972-82)
5.	Marquette	166 (1969-79)
	Duke	166 (2007-present)
7.	Kentucky	164 (1990-99)
8.	Kansas	145 (1991-99)
9.	Duke	143 (1986-95)
10.	Arizona	141 (1987-95)

as of Jan. 18, 2016

SUSTAINED SUCCESS

- Duke has won 20 or more games 50 times in its 110 years of basketball. Including its 35-4 mark a year ago, Duke has won at least 20 games for 19 consecutive seasons.
- The Blue Devils have recorded 30 or more wins 14 times under Coach K, including five of the past seven seasons.
- Duke is one of 10 programs nationally to win at least 25 games in each of the last three seasons along with Arizona, Gonzaga, Kansas, Louisiana Tech, Louisville, Michigan State, Stephen F. Austin, VCU and Wichita State.

WINNINGEST FOUR-YEAR PERIODS

- Duke has won 106 games since the start of the 2012-13 season, a total that is 10 wins shy of tying for the 15th-best four-year period in program history.
- Duke's .815 (106-24) winning percentage since the start of 2012-13 is just shy of tying for 15th in program history for a four-year period.

Wins in a Four-Year Period - Duke

Rk	Years	Wins
11.	1991-94	118
	2012-15	118
13.	1986-89	117
	1988-91	117
15.	2003-06	116
NR.	2013-16	106

ACC DOMINANCE

- Duke has won 250 league games and eight regular season ACC championships since 1997.
- The Blue Devils have also been outstanding in ACC Tournament play with 10 tournament crowns in the past 19 seasons.

ACC Composite Regular Season Standings - 1997-Present

Team	W	L	Pct.
Duke	250	67	.789
Louisville	17	7	.708
North Carolina	213	103	.674
Syracuse	26	17	.605
Notre Dame	25	18	.581
Pittsburgh	24	19	.558
Virginia	149	167	.472
Miami	86	100	.462
Wake Forest	142	175	.448
Florida State	139	178	.438
NC State	137	180	.432
Clemson	131	186	.413
Boston College	68	104	.395
Virginia Tech	73	115	.388
Georgia Tech	112	204	.354

through Jan. 23

ACC Tournament Records - 1997-Present

Team	W	L	Pct.
Duke	39	9	.813
Notre Dame	3	1	.750
North Carolina	29	15	.659
NC State	25	19	.568
Miami	11	10	.524
Pittsburgh	2	2	.500
Boston College	8	10	.444
Florida State	14	18	.438
Virginia Tech	7	11	.389
Georgia Tech	10	19	.345
Wake Forest	8	18	.308
Virginia	8	18	.308
Clemson	6	19	.240
Syracuse	0	1	.000
Louisville	0	1	.000

through Jan. 23

CAMERON INDOOR STADIUM

- Duke has posted an 842-156 (.844) record at Cameron Indoor Stadium, including a 484-61 (.888) mark under Coach K.
- The Blue Devils have 18 undefeated home seasons, including 11 under Coach K. The Blue Devils have won 289 of their past 310 games at Cameron.
- Duke has won 256 of its past 259 non-conference games at home.

HOME COURT ADVANTAGE

- Duke is 179-14 (.927) at Cameron Indoor Stadium over the last 11-plus seasons, the third-best home winning percentage in the NCAA over that span. Since 2004-05, the Blue Devils have four undefeated home seasons.
- Duke is 105-6 (.946) at Cameron Indoor Stadium this decade (since the 2009-10 season), the third-best home winning percentage in the NCAA over that stretch.

NCAA • Home Winning Percentage • Since 2004-05

School	W-L	Pct.
1. Kansas	194-9	.956
2. Gonzaga	161-12	.931
3. Duke	179-14	.927
4. Kentucky	174-22	.888
5. Michigan State	169-22	.885
6. Wisconsin	173-25	.874
7. Memphis	186-27	.873
8. Florida	172-26	.869
9. North Carolina	162-25	.866
10. Pittsburgh	184-32	.852

through Jan. 23

NCAA • Home Winning Percentages • Since 2009-10

School	W-L	Pct.
1. Kentucky	111-4	.965
	Kansas	111-4 .965
3. Duke	105-6	.946
4. Gonzaga	95-8	.922
5. Stephen F. Austin	87-9	.906
6. Arizona	100-11	.901
7. Syracuse	105-16	.868
8. Florida	96-15	.865
9. Memphis	103-18	.851
10. Michigan State	94-17	.847

through Jan. 23

NON-CON HOME WIN STREAK

- Duke has won an NCAA-best 125 consecutive non-conference home games. Duke's last home loss against a non-conference foe was an 83-82 decision against St. John's on Feb. 26, 2000.
- Duke has also won 117 straight games at Cameron against unranked non-conference opponents (also dating back to the 83-82 loss to St. John's on Feb. 26, 2000).

NCAA • Non-Conference Home Win Streaks

Rk	Team	No	Next Game
1.	Duke	125	-
2.	Wichita State	36	-

through Jan. 23

DUKE ON THE ROAD

- Duke is 476-195 (.709) outside of Cameron Indoor Stadium under Coach K, including a 295-95 (.756) mark since the 1996-97 season.
- The Blue Devils are 244-71 (.775) in neutral settings and 232-124 (.652) in road games under Krzyzewski.
- In ACC regular season play, Duke is 166-102 (.619) away from home under Coach K. The Blue Devils are 110-49 (.692) in ACC road games since the 1996-97 season.

DUKE VS. RANKED OPPONENTS

- Duke is 205-134 vs. ranked teams under Coach K with a 124-61 mark since the 1996-97 season.
- Duke is 68-38 against ranked ACC teams and 56-23 vs. ranked non-league foes since the 1996-97 season.
- Duke has won 45 of its past 68 games when both teams have been ranked in the top 10. The Blue Devils are 77-53 overall under Coach K when both teams are ranked in the top 10.
- Duke is 27-14 under Coach K when both teams are ranked in the top five.

DUKE VS. UNRANKED OPPONENTS

- Under Mike Krzyzewski, Duke is 756-122 (.861) vs. unranked competition, including a 461-54 (.895) record since the 1996-97 season.
- Duke is 220-37 (.856) vs. unranked ACC teams and 241-17 (.934) vs. unranked non-conference opponents since the 1996-97 season.
- Since 1996-97, the Blue Devils are 240-18 (.930) at home vs. unranked foes and 221-36 (.860) on the road or at neutral sites.

THREE-POINT STREAK

Duke has connected on at least one three-pointer in 931 consecutive games, the fourth-longest streak in the nation.

Consecutive Games with a 3PT FG

Rk	Team	Games
1.	UNLV	958
2.	Vanderbilt	947
3.	Kentucky	946
4.	Duke	931
5.	Western Kentucky	890

through Jan. 23

SELLING OUT

Duke has sold out 400 consecutive games at Cameron Indoor Stadium. The last time Duke did not have a sellout at home was on Nov. 16, 1990, against Boston College.

The Blue Devils continue to be one of the nation's most popular draws, playing in front of sellout crowds in 436 of their past 540 games.

MCDONALD'S ALL-AMERICANS

With freshmen Brandon Ingram, Chase Jeter and Luke Kennard joining the fold this year, Duke has a national-best seven McDonald's All-Americans on its 2015-16 roster.

Duke has now had seven or more McDonald's All-America selections on its roster 11 times under head coach Mike Krzyzewski, including four of the last nine years.

NCAA • Most Active McDonald's All-Americans in 2015-16

Rk	Team	No
1.	Duke	7
2.	North Carolina	6
3.	Kansas	4
	Kentucky	4

Duke Rosters with 7+ McDonald's All-America Selections

Year	No	NCAA	ACC	Record
2014-15	9	Champion	Semifinals	35-4
1997-98	8	Elite Eight	Finals	32-4
2007-08	8	2nd Round	Semifinals	28-6
1988-89	7	Final Four	Finals	28-8
1989-90	7	Runner-up	QF	29-9
1998-99	7	Runner-up	Champion	37-2
2000-01	7	Champion	Champion	35-4
2002-03	7	Sweet 16	Champion	26-7
2003-04	7	Final Four	Finals	31-6
2008-09	7	Sweet 16	Champion	30-7
2015-16	7	-	-	-

ALL-STAR GAME REPRESENTATION

Three members of Duke's incoming class will represent the Blue Devils in premier all-star events in 2016.

Frank Jackson and Jayson Tatum will represent Duke on the West and East squads, respectively, at the 39th annual McDonald's All-American Game in March. They are the 64th and 65th McDonald's All-Americans signed by Mike Krzyzewski in his storied career.

Tatum and Harry Giles have both been selected for the Jordan Brand Classic and will represent Duke in Brooklyn in April.

OPPORTUNITIES AVAILABLE

As a team, Duke returned just 24.0 percent of its scoring (19.0 ppg), 32.3 percent of its rebounding (11.9 rpg) and 16.6 percent of its assists (2.5 apg) from last season's national

championship run.

As a group, the returning Blue Devils combined to start only 77 games heading into the season (Jefferson - 59; Jones - 18). That figure was the third-fewest in the ACC heading into 2015-16.

Fewest Combined Starts Heading into 2015-16 - ACC

1.	Louisville	62
2.	Boston College	73
3.	Duke	77
4.	NC State	120
5.	Virginia Tech	135

The 77 collective starts heading into this season marked the second-fewest in Mike Krzyzewski's tenure, and just the third time in the Coach K Era that Duke entered a season with fewer than 100 combined starts.

Fewest Combined Starts Entering a Season under Coach K

1.	2006-07	76
2.	2015-16	77
3.	2002-03	91
4.	1990-91	106
5.	1999-00	109

RECENT RECRUITING SUCCESS

Duke, Arizona, Kansas and Kentucky are the only programs nationally to post top-10 classes in ESPN's recruiting class rankings in each of the last three seasons.

The Blue Devils' 2014 and 2015 classes were both ranked No. 1 nationally by ESPN.

Since 2009, Duke has signed 16 ESPN top 25 recruits and 22 ESPN top 100 recruits, totals that rank second and third, respectively, in the nation.

TOP-10 PICKS OVER LAST FIVE YEARS

Duke has produced five top-10 picks in the NBA Draft since 2011, the second-most nationally over that time frame.

In 2015, Jahlil Okafor (3rd overall) and Justise Winslow (10th) joined Kyrie Irving (1st in 2011), Austin Rivers (10th in 2012) and Jabari Parker (2nd in 2014) on that list.

Most Top-10 NBA Draft Picks since 2011

1.	Kentucky	7
2.	Duke	5
3.	Kansas	4
4.	Arizona	3
	Indiana	3

FINANCIAL SUCCESS IN NBA

Mike Krzyzewski's Duke players who went on to play in the NBA have collectively earned more than \$1.1 billion in NBA salaries.

Of those 46 players, 31 have posted multi-million dollar NBA earnings, while eight have cracked the \$50 million mark and three have earned more than \$100 million.

Duke had 18 players on 2015-16 opening night NBA rosters, tied for the second-most among college programs.

Most Players on 2015-16 NBA Opening Night Rosters

1.	Kentucky	21
2.	Duke	18
	Kansas	18
4.	North Carolina	15
5.	UCLA	14

ADDITIONS TO CAMERON INDOOR

A two-story addition measuring 14,200 square feet is currently being built on the south side of Cameron Indoor Stadium. The project began in April 2015 with a projected 15-month timeline.

The first floor of the addition will feature a new lobby and exhibit space, as well as two new areas for ticket operations. The second floor will feature a club space with a capacity of roughly 250 seats.

CAMERON'S 1,000TH GAME

Duke is scheduled to play its 1,000th game at historic Cameron Indoor Stadium when it hosts Louisville on Feb. 8.

The storied venue was christened on Jan. 6, 1940, with a 36-27 Duke win over Princeton.

FORMER CAPTAINS ON STAFF

Duke's 2015-16 coaching staff once again features three former team captains in Jeff Capel (associate head coach), Nate James (assistant coach) and Jon Scheyer (assistant coach).

Head coach Mike Krzyzewski has had three former Duke captains on his staff every year since 1996-97, a period in which the Blue Devils won three NCAA championships, 10 ACC Tournament titles and eight regular season ACC crowns.

NOBEL/BASKETBALL COMBO

On the heels of its fifth NCAA championship in men's basketball, Duke is the first school since California in 1959 to win a men's basketball title and have a Nobel Prize winner in the same year.

Paul Modrich, the James B. Duke Professor of Biochemistry, was named a 2015 Nobel Prize Winner for his work in mechanistic studies of DNA repair.

CAREER RECORDS WATCH

Offensive Rebounds

Rk	Player, Years	OREB
5.	Mason Plumlee, 2010-13	328
6.	Amile Jefferson, 2013-present	277
7.	Brian Zoubek, 2007-10	276
8.	Antonio Lang, 1991-94	273

FRESHMAN RECORDS WATCH

20-Point Games

Rk	Player, Years	20-Pt Games
5.	Johnny Dawkins, 1983	9
	J.J. Redick, 2003	9
7.	Carlos Boozer, 2000	8
	Luol Deng, 2004	8
	Brandon Ingram, 2016	8
NR.	Luke Kennard, 2016	4

Three-Point Field Goals Made

Rk	Player, Years	3FG
6.	Kyle Singler, 2008	51
7.	Rasheed Sulaimon, 2013	49
8.	Tyis Jones, 2015	47
9.	Justise Winslow, 2015	46
10.	Chris Duhon, 2001	44
	Brandon Ingram, 2016	44

Blocked Shots

Rk	Player, Years	Blocks
7.	Luol Deng, 2004	39
8.	Cherokee Parks, 1992	35
9.	Justise Winslow, 2015	34
10.	Brandon Ingram, 2016	31



CHASE JETER

#2

F/C • 6-10 • 240 • FR-HS
LAS VEGAS, NEV. (BISHOP GORMAN)

CAREER HIGHS

Points	7	vs. Bryant	11/14/15
Rebounds	5 (2x)	last vs. Elon	12/28/15
Assists	2	vs. Utah State	11/29/15
Steals	1 (2x)	last vs. Georgia Southern	12/15/15
Blocks	1 (6x)	last vs. Boston College	1/2/16
FG Made	2 (3x)	last vs. Elon	12/28/15
FT Made	3 (2x)	last vs. Bryant	11/14/15
Minutes	17	vs. Georgia Southern	12/15/15

MISCELLANEOUS

	2015-16	Career
Double-figure points	0	0
20-pt games	0	0
Dunks	2	2
5 or more rebounds	2	2
2 or more steals	0	0
2 or more blocks	0	0
Charges drawn	3	3
Three-point plays	2	2

GAME-BY-GAME

Opponent	FG	3FG	FT	O-D-T	PF	Pts	A	TO	B	S	MIN
Siena	0-3	0-0	3-4	2-3-5	2	3	0	1	0	0	11
Bryant	2-3	0-0	3-3	2-2-4	2	7	0	0	1	1	16
vs. [2] Kentucky	0-0	0-0	0-0	0-0-0	3	0	0	1	1	0	4
vs. VCU	-	-	-	-	-	-	-	-	-	-	-
vs. Georgetown	2-2	0-0	0-1	1-1-2	0	4	0	1	0	0	5
Yale	1-1	0-0	0-1	1-0-1	0	2	0	0	1	0	5
Utah State	1-1	0-0	1-2	1-2-3	2	3	2	1	0	0	13
Indiana	-	-	-	-	-	-	-	-	-	-	-
Buffalo	0-2	0-0	0-0	0-0-0	1	0	0	0	0	0	3
Georgia Southern	1-2	0-0	0-0	2-1-3	1	2	0	1	1	1	17
vs. Utah	0-1	0-0	0-2	0-2-2	2	0	0	2	0	0	6
Elon	2-3	0-0	1-1	2-3-5	3	5	1	3	1	0	15
Long Beach State	0-0	0-0	0-0	0-1-1	2	0	0	2	0	0	9
at Boston College	0-0	0-0	2-4	0-1-1	2	2	0	2	1	0	6
at Wake Forest	0-0	0-0	0-0	0-0-0	1	0	0	0	0	0	7
Virginia Tech	0-0	0-0	0-0	1-0-1	4	0	0	0	0	0	8
at Clemson	0-0	0-0	0-0	0-1-1	5	0	0	0	0	0	4
Notre Dame	0-0	0-0	0-0	0-0-0	1	0	0	0	0	0	0+
Syracuse	-	-	-	-	-	-	-	-	-	-	-
at NC State	-	-	-	-	-	-	-	-	-	-	-
at Miami											
at Georgia Tech											
NC State											
Louisville											
Virginia											
at North Carolina											
at Louisville											
Florida State											
at Pittsburgh											
Wake Forest											
North Carolina											

* Indicates Games Started; [] AP Ranking

CAREER STATISTICS

SEASON	GP-GS	MIN/AVG	FG-FGA	PCT.	3FG-FGA	PCT.	FT-FTA	PCT.	O-D-T	AVG.	PF-DQ	AS	TO	BS	ST	TP	AVG.
2015-16	16-0	129/8.1	9-18	.500	0-0	.000	10-18	.556	12-17-29	1.8	31-1	3	14	6	2	28	1.8
TOTAL	16-0	129/8.1	9-18	.500	0-0	.000	10-18	.556	12-17-29	1.8	31-1	3	14	6	2	28	1.8



GRAYSON ALLEN

#3

G • 6-5 • 205 • SO-1L
JACKSONVILLE, FLA. (PROVIDENCE SCHOOL)

HONORS & AWARDS

- Preseason All-ACC second team
- Jerry West Award Watch List
- Wooden Award Midseason Top 25
- ACC Player of the Week (11/16, 1/4)
- 2K Classic Tournament Most Valuable Player
- Naismith Trophy Early Season Watch List

DOUBLE-FIGURE EFFICIENCY

• Duke was 5-0 when Allen scored in double figures in 2014-15. He averaged 16.4 points in those games. The Blue Devils moved to 20-3 all-time when Allen registers double-digit points after he posted 18 double-digit scoring games in the team's 20 contests of the 2015-16 campaign. He now owns nine 20+ point games this year.

• Allen is lethally efficient from the floor in those contests, shooting 56.0 percent overall (154-of-275), 45.0 percent from three-point range (45-of-100) and 88.0 percent from the free throw line (125-of-142).

AMONG THE LEADERS

• Allen is averaging 20.5 ppg. this year for the Blue Devils, which has him second in the conference in scoring and among the nation's top scorers in major conferences.

ACC • Points Per Game, Season

Rk.	Player, Team	PPG.
1.	Anthony Barber, NC State	22.1
2.	Grayson Allen, Duke	20.5
3.	Malik Beasley, Florida State	17.3
4.	Eli Carter, Boston College	17.2
5.	Michael Gbinije, Syracuse	17.1
	Brandon Ingram, Duke	17.1

through Jan. 23

NCAA (Major Conferences) • Points Per Game, Season

Rk.	Player, Team	PPG.
1.	Buddy Hield, Oklahoma	25.7
2.	Stefan Moody, Ole Miss	24.3
3.	Kevin Punter Jr., Tennessee	23.3
4.	Anthony Barber, NC State	22.1
5.	Andrew Andrews, Washington	22.0
6.	Grayson Allen, Duke	20.5

through Jan. 23

ATTACKING THE RIM

• Allen has been aggressive with the ball in his hands this season, drawing contact from defenders that has led to a team-high 126 free throw attempts thus far. Allen's average of 6.3 free throw attempts per game is among the highest in the conference.

ACC • Free Throw Attempts Per Game, Season

Rk.	Player, Team	FT ATT.
1.	Anthony Barber, NC State	8.1
2.	Devin Thomas, Wake Forest	7.7
3.	Marcus Georges-Hunt, Georgia Tech	6.7
4.	Michael Young, Pittsburgh	6.4
5.	Grayson Allen, Duke	6.3

through Jan. 23

CAREER HIGHS

Points	33	vs. Long Beach State	12/30/15
Rebounds	11	vs. Buffalo	12/5/15
Assists	7	vs. NC State	1/23/16
Steals	3 (3x)	last vs. Boston College	1/2/16
Blocks	2	vs. NC State	3/12/15
FG Made	11	vs. NC State	1/23/16
3FG Made	5	vs. Georgetown	11/22/15
FT Made	15	vs. Long Beach State	12/30/15
Minutes	39 (3x)	last vs. Notre Dame	1/16/16

MISCELLANEOUS

	2015-16	Career
Double-figure points	18	23
20-pt games	9	10
3 or more 3pt FG	6	7
5 or more assists	8	8
2 or more steals	4	6
Dunks	14	19
Three-point plays	7	10
Four-point plays	0	1

GAME-BY-GAME

Opponent	FG	3FG	FT	O-D-T	PF	Pts	A	TO	B	S	MIN
Siena	8-13	2-5	8-8	1-4-5	1	26	2	1	0	1	31*
Bryant	8-18	3-7	9-10	1-2-3	1	28	6	2	1	1	32*
vs. [2] Kentucky	2-11	1-2	1-3	0-3-3	4	6	1	4	0	1	28*
vs. VCU	9-15	4-8	8-9	0-6-6	1	30	3	3	1	1	37
vs. Georgetown	9-12	5-6	9-9	1-4-5	3	32	4	2	0	2	38*
Yale	4-10	0-2	6-6	2-3-5	4	14	5	1	0	1	32*
Utah State	8-15	2-5	4-4	1-4-5	1	22	2	0	1	1	29*
Indiana	7-11	0-1	2-2	1-4-5	2	16	3	0	0	0	38*
Buffalo	5-15	1-3	11-13	0-11-11	1	22	1	2	0	1	36*
Georgia Southern	6-11	2-5	4-6	3-4-7	2	18	5	2	0	1	35*
vs. Utah	3-18	1-7	0-2	1-3-4	4	7	2	1	0	1	37*
Elon	7-15	1-3	2-2	0-2-2	1	17	5	1	0	3	28*
Long Beach State	8-15	2-6	15-17	1-4-5	2	33	6	1	0	0	35*
at Boston College	5-8	0-1	7-8	1-8-9	3	17	5	3	0	3	39*
at Wake Forest	7-10	3-4	7-8	0-3-3	4	24	3	1	1	2	32*
Virginia Tech	6-14	2-4	2-4	1-6-7	4	16	4	3	0	0	32*
at Clemson	7-9	3-4	0-2	0-0-0	2	17	4	4	0	0	39*
Notre Dame	5-11	2-6	6-7	0-2-2	3	18	6	1	0	0	39*
Syracuse	7-15	3-8	1-1	0-1-1	2	18	1	2	1	1	38*
at NC State	11-17	1-5	5-5	1-6-7	4	28	7	1	0	0	34*
at Miami											
at Georgia Tech											
NC State											
Louisville											
Virginia											
at North Carolina											
at Louisville											
Florida State											
at Pittsburgh											
Wake Forest											
North Carolina											

* Indicates Games Started; [] AP Ranking

CURRENT RANKINGS

	ACC Rank	NCAA Rank		ACC Rank	NCAA Rank
Points	20.5	2	Assists	3.8	-
FT PCT	84.9	5	Assist:TO	2.14	9
FG PCT	50.2	-			136

CAREER STATISTICS

SEASON	GP-GS	MIN/AVG	FG-FGA	PCT.	3FG-FGA	PCT.	FT-FTA	PCT.	O-D-T	AVG.	PF-DQ	AS	TO	BS	ST	TP	AVG.
2014-15	35-0	322/9.2	45-106	.425	18-52	.346	45-53	.849	9-26-35	1.0	42-2	14	15	5	10	153	4.4
2015-16	20-19	689/34.5	132-263	.502	38-95	.400	107-126	.849	15-80-95	4.8	49-0	75	35	5	20	409	20.5
TOTAL	55-19	1011/18.4	177-369	.480	56-147	.381	152-179	.849	24-106-130	2.4	91-2	89	50	10	30	562	10.2

IMPROVED SCORING

• After averaging 4.4 ppg. last season, Allen has increased his points per game average by 16.1 ppg., the largest scoring improvement in conference history.

ACC • Most Improved Scoring, Career

Rk	Name, School, Year	1st PPG	2nd PPG	Imp.
1.	Grayson Allen, Duke, 2016	4.4	20.5	+16.1
2.	Will Solomon, Clemson, 2000	6.3	20.9	+14.6
3.	Tate Armstrong, Duke, 1976	9.7	24.2	+14.5
4.	Brandon Costner, NC State, 2007	2.8	16.8	+14.0
5.	John Johnson, Maryland, 1989	2.2	15.6	+13.4

Duke • Most Improved Scoring, Career

Rk	Name, Year	1st PPG	2nd PPG	Imp.
1.	Grayson Allen, 2016	4.4	20.5	+16.1
2.	Tate Armstrong, 1976	9.7	24.2	+14.5
3.	Chris Collins, 1996	3.9	16.3	+12.4
4.	Jack Marin, 1965	7.9	19.6	+11.7
5.	Steve Vacendak, 1965	5.5	16.2	+10.7

INCREASED TIME ON THE FLOOR

• Allen has seen a significant jump in his playing time from his freshman to sophomore campaign in Durham. Through 20 games this season, Allen has appeared in 689 minutes of action (34.5 mpg.), surpassing his season total number of 322 minutes from last season.
• Allen is making ample use of his time on the floor, accounting for 23.9 percent of the team's scoring (409 of a possible 1714 points).

PROTECTING THE ROCK

• After opening the season with an assist-to-turnover ratio of 1.20:1 through the first five games, Allen has stepped up his ball security, improving his assist-to-turnover ratio to 2.46:1 in the team's last 14 contests. Over the 14-game stretch, Allen has dished a team-high 54 assists, while committing just 22 turnovers.

AUTOMATIC FROM THE LINE

• Allen has connected on a team-high 107-of-126 free throw attempts this season. Earlier in the year, Allen made 31 consecutive free throws, beginning against VCU (Nov. 20) and running until Buffalo (Dec. 5) which ranks fifth on Duke's all-time list.

Duke • Consecutive Free Throws Made, Season

Rk	Player, Years	No.
1.	J.J. Redick, 2003-04	54
2.	J.J. Redick, 2002-03	43
3.	Jon Scheyer, 2007-10	40
4.	Christian Laettner, 1991-92	35
5.	Grayson Allen, 2014-present	31
6.	Trajan Langdon, 1997-98	29
7.	Shane Battier, 2000-01	27

CLOSING STRONG

• Allen has been a force in the second half of games this season, shooting 52.1 percent (61-of-117) from the field and owning an assist to turnover ratio of 2.60:1 in the closing half of contests. Allen leads the Blue Devils with 9.6 second-half points per game and owns the second-highest three point field goal percentage, shooting 40.9 (18-of-44).

SCORING DUO

• Duke is the only team in the ACC to have two players averaging at least 19.0 ppg. in conference play this season. Allen (19.7) and Brandon Ingram (19.6) are each averaging over 19.0 ppg. against conference opponents this year.

ACC • Scoring Duos in Conference Games, Season

School	Name	PPG
Duke	Grayson Allen	19.7
	Brandon Ingram	19.6

through Jan. 23

SPARK OFF THE BENCH

• Allen scored a then career-high 30 points against VCU (Nov. 20) while serving as Duke's first substitute in the contest. Allen's 30 points off the bench are a program record, surpassing Kyrie Irving's 28 points off the bench against Arizona (March 24, 2011).

BACK-TO-BACK 30+ POINTS

• Allen became the first Blue Devil since J.J. Redick (2005-06 season) to register back-to-back games with 30-or-more points scored after he netted 30 against VCU (Nov. 20) and 32 against Georgetown (Nov. 22). Redick posted five straight games with 30+ points, beginning with Florida State (Feb. 4) and running through Miami (Feb. 19).

CONTINUED EFFICIENCY

• On Nov. 22, in a game against Georgetown, Allen shot a near-flawless 9-of-12 from the field, 5-of-6 from beyond the arc and 9-of-9 from the free throw line, registering one of the most efficient scoring performances in program history.

Duke • Fewest Field Goal Attempts, Game

Rk	Name vs. Opponent, Date	FGA	Pts
1.	Shane Battier vs Davidson, 12/21/1999 (8-9 FG, 3-4 3FG, 12-12 FT)	9	31
2.	Christian Laettner vs. Kentucky, 3/28/1992 (10-10 FG, 1-1 3FG, 10-10 FT) Rodney Hood vs. East Carolina, 11/19/2013 (8-10 FG, 2-2 3FG, 12-12 FT)	10	31
4.	Mason Plumlee vs. NC State, 2/7/2013 (9-11 FG, 12-16 FT)	11	30
5.	Chris Collins vs. Iowa, 11/25/1995 (8-12 FG, 5-7 3FG, 9-12 FT) Jason Williams at Temple, 12/2/2000 (10-12 FG, 8-10 3FG, 2-2 FT) J.J. Redick vs. NC State, 3/16/2003 (7-12 FG, 5-10 3FG, 11-12 FT) Shelden Williams at Miami, 1/19/2005 (11-12 FG, 8-8 FT) Grayson Allen vs. Georgetown, 11/22/2015 (9-12 FG, 5-6 3FG, 9-9 FT)	12	30

*Minimum 30 points

Duke • 3-Point Field Goal Percentage, Game

Rk	Name vs. Opponent, Date	Pct
1.	Bobby Hurley (Sr.) vs. Southern Illinois, 3/18/1993 Trajan Langdon (So.) vs. St. Joseph's, 11/20/1996 Steve Wojciechowski (Jr.) at North Carolina, 3/2/1997 J.J. Redick (Fr.) at Ga. Tech, 2/26/2003 Seth Curry (Sr.) vs. Georgia Tech, 1/17/2013 Andre Dawkins (Gr.) at Pittsburgh, 1/27/2014	[6-7] .857 [6-7] .857 [6-7] .857 [6-7] .857 [6-7] .857
7.	Ricky Price (So.) vs. Monmouth, 12/28/1995 Trajan Langdon (Sr.) vs. Temple, 3/21/1999 Chris Duhon (Fr.) at Virginia, 2/14/2001 J.J. Redick (Fr.) vs. Virginia, 1/15/2003 J.J. Redick (So.) at Maryland, 1/21/2004 Seth Curry (Sr.) at Virginia Tech, 2/21/2013 Matt Jones (Jr.) vs. Bryant, 11/14/2015 Grayson Allen (So.) vs. Georgetown, 11/22/2015	[5-6] .833 [5-6] .833 [5-6] .833 [5-6] .833 [5-6] .833 [5-6] .833 [5-6] .833

*Minimum five attempts



LUKE KENNARD

#5

G • 6-5 • 180 • FR-HS
FRANKLIN, OHIO (FRANKLIN)

SOLID BALL SECURITY

- In 498 minutes of action this season, Kennard has committed just 17 turnovers, an average of 29.3 minutes per turnover.
- Kennard opened the season with six straight turnover-less contests, seeing over 133 minutes of action before committing his first turnover of the season.

SMOOTH FROM THE STRIPE

- Kennard started off the 2015-16 campaign by making 15 straight free throws. Currently, he has converted 63-of-68 free throw attempts (92.6 percent), which is the best free throw percentage in the nation.
- Kennard knocked down 12-of-13 (.923) free throw attempts against Utah (Dec. 19), tied for the third most made free throws by a Duke freshman in a game. He also drained nine consecutive free throws without a miss against Wake Forest (Jan. 6), tied for the sixth-most made free throws without a miss in a game by a Duke rookie.

CAREER HIGHS

Points	30	vs. Notre Dame	1/16/16
Rebounds	8 (2x)	last vs. Notre Dame	1/16/16
Assists	4	vs. Elon	12/28/15
Steals	3	vs. Bryant	11/14/15
Blocks	1 (3x)	last vs. Boston College	1/2/16
FG Made	10	vs. Notre Dame	1/16/16
3FG Made	4 (3x)	last vs. Notre Dame	1/16/16
FT Made	12	vs. Utah	12/19/15
Minutes	37	vs. Wake Forest	1/6/16

MISCELLANEOUS

	2015-16	Career
Double-figure points	12	12
20-pt games	4	4
3 or more 3pt FG	3	3
Dunks	2	2
5 or more assists	0	0
2 or more steals	3	3
Charges drawn	2	2
Three-point plays	2	2

GAME-BY-GAME

Opponent	FG	3FG	FT	O-D-T	PF	Pts	A	TO	B	S	MIN
Siena	4-8	1-3	0-0	0-1-1	3	9	0	0	0	1	26
Bryant	5-9	1-5	0-0	0-4-4	1	11	1	0	0	3	22
vs. [2] Kentucky	0-5	0-3	2-2	1-1-2	0	2	1	0	0	0	14
vs. VCU	0-4	0-3	2-2	1-3-4	1	2	0	0	0	0	20
vs. Georgetown	2-5	0-3	4-4	0-1-1	2	8	0	0	0	0	14
Yale	2-8	2-6	6-6	0-2-2	1	12	1	0	0	0	23
Utah State	7-9	4-5	4-5	0-1-1	1	22	1	4	0	1	26
Indiana	3-10	1-5	0-0	2-2-4	2	7	2	0	1	0	22
Buffalo	2-7	1-3	2-2	2-1-3	2	7	0	1	0	0	15
Georgia Southern	4-13	1-7	2-2	2-3-5	2	11	2	2	0	0	29*
vs. Utah	5-9	2-5	12-13	5-3-8	2	24	0	0	0	1	27
Elon	5-12	4-8	4-4	3-3-6	2	18	4	2	0	2	28
Long Beach State	2-6	1-4	4-5	0-4-4	3	9	1	0	1	1	21
at Boston College	7-11	1-5	2-3	0-5-5	3	17	2	0	1	0	27
at Wake Forest	7-11	0-1	9-9	1-4-5	3	23	3	1	0	1	32
Virginia Tech	4-8	1-2	2-2	1-2-3	3	11	1	1	0	0	26
at Clemson	4-11	2-5	0-0	0-2-2	0	10	3	1	0	2	30
Notre Dame	10-15	4-6	6-7	1-7-8	4	30	1	4	0	1	37*
Syracuse	0-9	0-7	0-0	0-4-4	2	0	2	0	0	0	28*
at NC State	4-12	2-8	2-2	0-1-1	2	12	1	1	0	0	31*
at Miami											
at Georgia Tech											
NC State											
Louisville											
Virginia											
at North Carolina											
at Louisville											
Florida State											
at Pittsburgh											
Wake Forest											
North Carolina											

* Indicates Games Started; [] AP Ranking

NCAA • Free Throw Percentage, Season

Rk	Name, Team	FT	FTA	FT PCT.
1.	Luke Kennard, Duke	63	68	.926
2.	Justin Coleman, Alabama	44	48	.917
	Je'Lon Hornbreak, Monmouth	44	48	.917
4.	John Gillon, Colorado State	75	82	.915
5.	QJ Peterson, VMI	52	57	.912

through Jan. 23

*minimum 2.5 made per game

ACC • Free Throw Percentage, Season

Rk	Name, Team	FT	FTA	FT PCT.
1.	Luke Kennard, Duke	63	68	.926
2.	Sheldon McClellan, Miami	80	91	.879
3.	Damion Lee, Louisville	76	88	.864
4.	Anthony Barber, NC State	139	162	.858
5.	Grayson Allen, Duke	107	126	.849

through Jan. 23

*minimum 2.5 made per game

Duke • Free Throw Percentage by a Freshman, Season

Rk	Name, Year	FT	FTA	FT PCT.
1.	Luke Kennard, 2015-16	63	68	.926
2.	J.J. Redick, 2002-03	102	111	.919
3.	Kyrie Irving, 2010-11	64	71	.901
4.	Tyus Jones, 2014-15	144	162	.889
5.	Jon Scheyer, 2006-07	115	136	.846

*minimum 60 free throws made

Duke • Free Throws Made by Freshman, Game

Rk	Name vs. Opponent, Date	FT
1.	Jahlil Okafor vs. Boston College, 1/3/2015	14
2.	Kyrie Irving vs. Michigan State, 12/1/2011	13
3.	Rasheed Sulaimon vs. Michigan State, 3/29/2013	12
	Tyus Jones at North Carolina, 3/7/2015	12
	Luke Kennard vs. Utah, 12/19/2015	12

CURRENT RANKINGS

	ACC Rank	NCAA Rank
FT PCT	92.6	1

CAREER STATISTICS

SEASON	GP-GS	MIN/AVG	FG-FGA	PCT.	3FG-FGA	PCT.	FT-FTA	PCT.	O-D-T	AVG.	PF-DQ	AS	TO	BS	ST	TP	AVG.
2015-16	20-4	498/24.9	77-182	.423	28-94	.298	63-68	.926	19-54-73	3.7	39-0	26	17	3	16	245	12.3
TOTAL	20-4	498/24.9	77-182	.423	28-94	.298	63-68	.926	19-54-73	3.7	39-0	26	17	3	16	245	12.3

INCREASED OFFENSIVE OUTPUT

• Kennard opened his freshman campaign at Duke by averaging 6.4 ppg., while shooting 11-of-31 (.355) from the field and 2-of-17 (.118) from beyond the arc in his first five games this season. Over the team’s last 14 games, Kennard is averaging 14.4 ppg., the third most on the team, while connecting on 64-of-143 (.448) field goal attempts and hauling in 4.2 rpg.

AGAINST CONFERENCE OPPONENTS

• Kennard has posted impressive numbers against ACC opponents this season, averaging 14.7 ppg. on 36-of-77 (.468) shooting from the floor, compared to 10.9 ppg. on 41-of-105 (.390) shooting against non-conference foes. Kennard’s 36 made field goals against ACC opposition are the third-most by a Blue Devil this season.

• In addition to his ppg., Kennard is also averaging 4.0 rpg. and 1.9 apg. against conference opponents, while registering 3.5 rpg. and 1.0 apg., when facing non-conference teams.

CAREER OFFENSIVE SHOWING

• Kennard scored a career-high 30 points on 10-of-15 (.667) shooting against Notre Dame (Jan. 16), just the seventh time in program history a Duke freshman scored 30-or-more points in a game.

Duke • Points by Freshman, Game

<i>Rk</i>	<i>Name vs. Opponent, Date</i>	<i>PTS</i>
1.	J.J. Redick vs. Virginia, 1/15/2008	34
2.	Johnny Dawkins at Maryland, 1/15/1983	31
	Kyrie Irving vs. Michigan State, 12/1/2010	31
3.	J.J. Redick vs. NC State, 3/16/2003	30
	Jabari Parker vs. North Carolina, 3/8/2014	30
	Jahlil Okafor at Virginia Tech, 2/25/2015	30
	Luke Kennard vs. Notre Dame, 1/16/2016	30

CONTRIBUTOR OFF THE BENCH

• Kennard became the first freshman in Duke history to register three 21+ point games while coming off the bench for the Blue Devils.

Duke • Points off the Bench by Freshman, Game

<i>Rk</i>	<i>Name vs. Opponent, Date</i>	<i>PTS</i>
1.	Kyrie Irving vs. Arizona, 3/24/2011	28
2.	Taylor King vs. Eastern Kentucky, 11/25/2007	27
	Grayson Allen vs. Wake Forest, 3/5/2015	27
4.	Luol Deng vs. North Carolina, 3/6/2004	25
5.	Gordon Carver at Washington & Lee, 2/9/1943	24
	Shavlik Randolph vs. Butler, 1/30/2003	24
	Luke Kennard vs. Utah, 12/19/2015	24
8.	Luke Kennard vs. Wake Forest, 1/6/2016	23
9.	Robert Roelke at Virginia, 12/16/1942	22
	Bill McCaffrey vs. Harvard, 11/25/1989	22
	Corey Maggette vs. UNC-Greensboro, 12/30/1998	22
	Luol Deng at Georgia Tech, 1/31/2004	22
	Luke Kennard vs. Utah State, 11/29/2015	22

SCORING OUTPOURING

• Kennard saw his most succesful offensive effort of the season come against Utah (Dec. 19), scoring 24 points off the bench on 5-of-9 shooting from the field, marking the second time this season he scored 20-or-more points while attempting nine or fewer field goal attempts. Kennard joined Elton Brand as the only other freshman in program history to score 20-or-more points on nine or fewer field goal attempts twice in a rookie season.

• Earlier in the year, against Utah State (Nov. 29), he netted 22 points on an efficient 7-of-9 shooting. Kennard also dropped 4-of-5 three-point field goal attempts.

Duke • Fewest Field Goal Attempts, Game

<i>Rk</i>	<i>Name vs. Opponent, Date</i>	<i>FGA</i>	<i>Pts</i>
1.	Jon Scheyer at Miami, 1/14/2007	8	25
	(5-8 FG, 4-6 3FG, 11-11 FT)		
2.	Elton Brand vs. Chaminade, 11/24/1997	9	23
	(6-9 FG, 11-16 FT)		
	Elton Brand vs. UNC-Greensboro, 12/3/1997	9	23
	(6-9 FG, 11-13 FT)		
	Corey Maggette vs. UNC-Greensboro, 12/30/1998	9	22
	(6-9 FG, 3-5 3FG, 7-8 FT)		
	Andre Dawkins vs. Radford, 11/21/2009	9	20
	(7-9 FG, 6-8 3FG)		
	Rasheed Sulaimon vs. Creighton, 3/24/2013	9	21
	(7-9 FG, 6-8 3FG)		
	Luke Kennard vs. Utah State, 11/29/2015	9	22
	(7-9 FG, 4-5 3FG, 4-5 FT)		
	Luke Kennard vs. Utah, 12/19/2015	9	24
	(5-9 FG, 2-5 3FG, 12-13 FT)		

Duke • 3-Point Field Goal Percentage by Freshman, Game

<i>Rk</i>	<i>Name vs. Opponent, Date</i>	<i>Pct</i>
1.	J.J. Redick at Georgia Tech, 2/26/2003	[6-7] .857
2.	Chris Duhon at Virginia, 2/14/2001	[5-6] .833
	J.J. Redick vs. Virginia, 1/15/2003	[5-6] .833
4.	Trajan Langdon vs. George Washington, 12/6/1994	[4-5] .800
	Luol Deng vs. Pacific, 11/27/2003	[4-5] .800
	Greg Paulus at Maryland, 2/11/2006	[4-5] .800
	Grayson Allen vs. Wake Forest, 3/4/2015	[4-5] .800
	Luke Kennard vs. Utah State, 11/29/2015	[4-5] .800

DUKE’S PARADE POY HISTORY

• Kennard is the fifth *Parade* National Player to play at Duke, including each of the last three winners of the award.

• Duke’s five winners are the most by any school for the honor that originated in 1980.


• Three of Duke’s previous four winners were NBA lottery picks: Danny Ferry, Austin Rivers and Jahlil Okafor.

Duke’s Parade National High School POYs

<i>Player</i>	<i>High School (State)</i>	<i>Year</i>
Danny Ferry	DeMatha Catholic (D.C.)	1985
Austin Rivers	Winter Park (Fla.)	2011
Semi Ojeleye	Ottawa (Kan.)	2013
Jahlil Okafor	Whitney Young (Ill.)	2014
Luke Kennard	Franklin (Ohio)	2015

Most Parade National High School POYs

<i>Rk</i>	<i>School</i>	<i>No</i>
1.	Duke	5
2.	Georgia Tech	3
	Ohio State	3
4.	Georgetown	2
	North Carolina	2
	NC State	2
	UCLA	2



DERRYCK THORNTON #12

G • 6-2 • 175 • FR-HS
CHATSWORTH, CALIF (FINDLAY PREP [NEV.]

HONORS & AWARDS
2K Classic All-Tournament Team

ADDITION TO THE STARTING FIVE

- Thornton made his first career start against VCU (Nov. 20) and immediately impacted the Blue Devils' offense, connecting on 7-of-11 (.636) shot attempts, including 2-of-3 (.667) attempts from beyond the arc, to go along with three made free throws to amass a career-high 19 points.
- Thornton remained in the starting lineup against Georgetown (Nov. 22) and Yale (Nov. 25) and averaged 13.0 ppg. as a member of Duke's starting five. In his first three starts, Thornton shot a combined 12-of-21 (.571) from the field and averaged 2.3 apg.

RETURN TO THE STARTING LINEUP

- After coming off the bench in four straight contests, Thornton returned to the starting lineup Dec. 19 against Utah and remained among the starting five in seven consecutive games. Over the seven-game span, Thornton averaged 8.7 ppg. and 3.6 apg., with his 25 assists ranking second on the team during those seven games.

CAREER HIGHS

Points	19	vs. VCU	11/20/15
Rebounds	5 (2x)	last vs. Virginia Tech	1/9/16
Assists	7	vs. Virginia Tech	1/9/16
Steals	2 (3x)	last vs. Long Beach State	12/30/15
Blocks	2	vs. Yale	11/25/15
FG Made	8	vs. Long Beach State	12/30/15
3FG Made	3	vs. Georgia Southern	12/15/15
FT Made	8	vs. Georgetown	11/22/15
Minutes	42	vs. Utah	12/19/15

MISCELLANEOUS

	2015-16	Career
Double-figure points	6	6
20-pt games	0	0
3 or more 3pt FG	1	1
Double-figure assists	0	0
5 or more assists	3	3
2 or more steals	3	3
Charges drawn	4	4
Three-point plays	3	3

GAME-BY-GAME

Opponent	FG	3FG	FT	O-D-T	PF	Pts	A	TO	B	S	MIN
Siena	1-8	1-4	2-2	1-2-3	1	5	2	1	0	0	22
Bryant	2-9	0-2	0-0	1-4-5	2	4	4	1	0	1	27
vs. [2] Kentucky	3-7	1-2	0-0	0-3-3	3	7	3	4	0	0	29
vs. VCU	7-11	2-3	3-5	0-0-0	4	19	4	3	0	2	31*
vs. Georgetown	3-6	0-1	8-10	1-0-1	4	14	2	2	0	0	34*
Yale	2-4	1-2	1-1	0-0-0	3	6	1	1	2	1	22*
Utah State	1-9	0-1	0-2	0-0-0	4	2	2	1	0	2	19
Indiana	4-5	1-1	3-3	0-0-0	1	12	1	2	0	0	16
Buffalo	2-4	0-0	4-4	0-2-2	1	8	5	0	0	0	24
Georgia Southern	5-8	3-3	2-4	0-4-4	2	15	4	2	0	0	27
vs. Utah	2-13	1-4	3-4	2-1-3	1	8	4	1	0	0	42*
Elon	5-11	1-4	1-1	0-2-2	2	12	3	1	1	1	32*
Long Beach State	8-12	2-3	0-0	0-1-1	4	18	5	3	1	2	30*
at Boston College	1-2	0-1	1-2	0-1-1	2	3	1	3	0	1	15*
at Wake Forest	3-9	1-1	0-0	1-2-3	2	7	2	1	0	0	29*
Virginia Tech	2-10	0-3	1-2	1-4-5	3	5	7	5	0	0	30*
at Clemson	3-9	2-5	0-0	0-4-4	0	8	3	1	0	0	24*
Notre Dame	0-2	0-0	2-2	0-1-1	1	2	2	0	0	1	14
Syracuse	2-4	2-3	0-0	1-2-3	3	6	1	2	0	0	22
at NC State	2-4	1-3	0-0	0-3-3	1	5	0	3	0	1	20
at Miami											
at Georgia Tech											
NC State											
Louisville											
Virginia											
at North Carolina											
at Louisville											
Florida State											
at Pittsburgh											
Wake Forest											
North Carolina											

* Indicates Games Started; [] AP Ranking

CAREER STATISTICS

SEASON	GP-GS	MIN/AVG	FG-FGA	PCT.	3FG-FGA	PCT.	FT-FTA	PCT.	O-D-T	AVG.	PF-DQ	AS	TO	BS	ST	TP	AVG.
2015-16	20-10	509/25.5	58-147	.395	19-46	.413	31-42	.738	8-36-44	2.2	44-0	56	37	4	12	166	8.3
TOTAL	20-10	509/25.5	58-147	.395	19-46	.413	31-42	.738	8-36-44	2.2	44-0	56	37	4	12	166	8.3



MATT JONES

#13

G • 6-5 • 210 • JR-2L
DESOTO, TEXAS (DESOTO)

CAREER HIGHS

Points	23	vs. Indiana	12/2/15
Rebounds	6 (4x)	last vs. Elon	12/28/15
Assists	7	vs. Syracuse	1/18/16
Steals	3 (6x)	last vs. Virginia Tech	1/9/16
Blocks	2	vs. Georgia Southern	12/15/15
FG Made	9	vs. Indiana	12/2/15
3FG Made	5 (2x)	last vs. Indiana	12/2/15
FT Made	5 (2x)	last vs. Long Beach State	12/30/15
Minutes	45	vs. Utah	12/19/15

MISCELLANEOUS

	2015-16	Career
Double-figure points	13	21
3 or more assists	9	12
2 or more steals	8	19
2 or more 3pt FG	16	28
Charges drawn	0	3
Dunks	0	1
Three-point plays	2	4

GAME-BY-GAME

Opponent	FG	3FG	FT	O-D-T	PF	Pts	A	TO	B	S	MIN
Siena	4-8	1-4	1-1	1-1-2	1	10	2	1	0	1	26*
Bryant	7-9	5-6	0-0	1-0-1	3	19	2	1	0	2	22*
vs. [2] Kentucky	5-11	3-6	3-4	0-0-0	2	16	2	0	0	2	35*
vs. VCU	4-11	2-6	0-0	2-4-6	2	10	3	4	0	0	31*
vs. Georgetown	3-13	3-7	2-3	2-2-4	1	11	3	0	0	1	38*
Yale	7-11	3-6	0-0	0-3-3	3	17	2	1	0	2	32*
Utah State	2-6	2-4	0-0	0-0-0	2	6	1	2	0	0	24*
Indiana	9-19	5-11	0-0	2-1-3	2	23	1	0	1	2	37*
Buffalo	2-8	1-4	3-4	1-3-4	2	8	0	0	0	0	32*
Georgia Southern	5-10	2-5	4-6	1-5-6	0	16	4	0	2	0	33*
vs. Utah	6-19	2-6	4-4	2-2-4	2	18	2	0	0	1	45*
Elon	6-11	3-7	2-3	3-3-6	2	17	3	1	0	0	35*
Long Beach State	6-14	4-7	5-6	3-1-4	2	21	5	0	1	1	38*
at Boston College	5-10	3-7	3-5	1-1-2	3	16	2	4	1	3	38*
at Wake Forest	1-8	0-6	0-0	1-2-3	4	2	1	1	1	1	26*
Virginia Tech	5-10	3-5	0-0	0-2-2	2	13	2	2	0	3	34*
at Clemson	2-6	1-5	0-1	0-1-1	3	5	3	2	0	2	33*
Notre Dame	3-8	2-5	0-2	1-2-3	1	8	3	2	0	0	40*
Syracuse	2-11	2-11	0-0	0-2-2	4	6	7	0	0	2	32*
at NC State	2-6	2-3	2-2	1-0-1	2	8	3	1	1	0	36*
at Miami											
at Georgia Tech											
NC State											
Louisville											
Virginia											
at North Carolina											
at Louisville											
Florida State											
at Pittsburgh											
Wake Forest											
North Carolina											

* Indicates Games Started; [] AP Ranking

CURRENT RANKINGS

		ACC Rank	NCAA Rank
3-PT PCT	40.5	6	68
3-PT FG	2.45	T-3	130

ADDED OFFENSIVE CONTRIBUTIONS

- Jones' six-game double-digit points streak to open the season was the longest of his career. Previously, Jones had recorded back-to-back double-figure scoring games just twice.
- Jones has also registered back-to-back games with three or more made three pointers four times this season, the first time in his career.

JONES FROM DEEP

- Of Jones' 250 points this year, 147 have come from behind the arc (58.8 percent). Jones leads the team in made three pointers, with 49.
- Jones has been locked in from beyond the arc in the second half of games this season, shooting 31-of-65 (.477) from three-point range, compared to 18-of-56 (.321) in the first half of games.
- On Nov. 14, Jones became the 10th player in program history to shoot 83.3 percent or better from beyond the arc in a game after connecting on 5-of-6 three-point attempts against Bryant.

ACC • Three-Point Field Goals Made Per Game, Season

Rk	Name, School	3-Pt FG
1.	Adam Smith, Georgia Tech	3.26
2.	Trevor Cooney, Syracuse	2.80
3.	Matt Jones, Duke	2.45
	Michael Gbinije, Syracuse	2.45
5.	V.J. Beachem, Notre Dame	2.32
	Justin Bibbs, Virginia Tech	2.32

through Jan. 23

ACC • Three-Point Field Goal Percentage, Season

Rk	Name, School	3-Pt FG Pct
1.	London Perrantes, Virginia	.556
2.	Justin Bibbs, Virginia Tech	.530
3.	Adam Smith, Georgia Tech	.437
4.	V.J. Beachem, Notre Dame	.423
5.	Brandon Ingram, Duke	.419
6.	Matt Jones, Duke	.405

through Jan. 23

Duke • 3-Point Field Goal Percentage, Game

Rk	Name vs. Opponent, Date	Pct
1.	Bobby Hurley (Sr.) vs. Southern Illinois, 3/18/1993	[6-7] .857
	Trajan Langdon (So.) vs. St. Joseph's, 11/20/1996	[6-7] .857
	Steve Wojciechowski (Jr.) at North Carolina, 3/2/1997	[6-7] .857
	J.J. Redick (Fr.) at Ga. Tech, 2/26/2003	[6-7] .857
	Seth Curry (Sr.) vs. Georgia Tech, 1/17/2013	[6-7] .857
	Andre Dawkins (Gr.) at Pittsburgh, 1/27/2014	[6-7] .857
7.	Ricky Price (So.) vs. Monmouth, 12/28/1995	[5-6] .833
	Trajan Langdon (Sr.) vs. Temple, 3/21/1999	[5-6] .833
	Chris Duhon (Fr.) at Virginia, 2/14/2001	[5-6] .833
	J.J. Redick (Fr.) vs. Virginia, 1/15/2003	[5-6] .833
	J.J. Redick (So.) at Maryland, 1/21/2004	[5-6] .833
	Seth Curry (Sr.) at Virginia Tech, 2/21/2013	[5-6] .833
	Matt Jones (Jr.) vs. Bryant, 11/14/2015	[5-6] .833
	Grayson Allen (So.) vs. Georgetown, 11/22/2015	[5-6] .833

*Minimum five attempts

RELIABLE DISTRIBUTOR

- Jones is averaging just one turnover in 30.3 minutes of action.
- Jones dished a career-high seven assists against Syracuse (Jan. 18), without committing a turnover in the contest. He owns a 2.32:1 assist-to-turnover ratio this season, the best of his career.

CAREER STATISTICS

SEASON	GP-GS	MIN/AVG	FG-FGA	PCT.	3FG-FGA	PCT.	FT-FTA	PCT.	O-D-T	AVG.	PF-DQ	AS	TO	BS	ST	TP	AVG.
2013-14	32-4	235/7.3	15-51	.294	3-21	.143	23-41	.561	11-16-27	0.8	24-0	5	4	1	11	56	1.8
2014-15	39-14	847/21.7	84-205	.410	41-109	.376	25-35	.714	34-57-91	2.3	66-0	39	29	3	37	234	6.0
2015-16	20-20	667/33.3	86-209	.411	49-121	.405	29-41	.707	22-35-57	2.9	43-0	51	22	7	23	250	12.5
TOTAL	91-38	1749/19.2	185-465	.398	93-251	.371	77-117	.658	67-108-175	1.9	133-0	95	55	11	71	540	5.9



BRANDON INGRAM

#14

G/F • 6-9 • 190 • FR-HS
KINSTON, N.C. (KINSTON)

HONORS & AWARDS

- Preseason ACC Freshman of the Year
- Preseason All-ACC first team
- Julius Erving Award Watch List
- Wooden Award Watch List
- Naismith Trophy Early Season Watch List
- ACC Rookie of the Week (12/7, 1/4, 1/11)
- Wayman Tisdale National Freshman of the Week (1/12)

CATCHING HIS STRIDE

• Ingram began his college career by shooting 36.2 percent (17-of-47) from the field over the team's first five games of the season, averaging 10.6 ppg. in the five-game span. Since then, Ingram has shot 104-of-200 (.520) and averages the most points per game (19.2) by a Blue Devil.

• Ingram scored 20+ points eight times this season, during which he has averaged 24.4 ppg. He is shooting 59.8 percent (71-of-118) from the field, while also averaging the second-highest number of rebounds per game (7.8) in those eight contests. Ingram also leads the team in steals (12) during that span, while registering two double-doubles in the process.

Duke • Most 20-Point Games by Freshman, Season

Rk	Name, Year	No.
1.	Jabari Parker, 2013-14	18
2.	Jahlil Okafor, 2014-15	14
3.	Gene Banks, 1977-78	11
4.	Mike Gminski, 1976-77	10
5.	Johnny Dawkins, 1982-83	9
	J.J. Redick, 2002-03	9
7.	Carlos Boozer, 1999-2000	8
	Luol Deng, 2003-04	8
	Brandon Ingram, 2015-16	8

20/10 GAMES

• Ingram is the only freshman in the ACC this season to post two games with 20-or-more points and 10-or-more rebounds and one of only six players to register more than one such game.

ACC • 20/10 Games, Season

Rk	Name, School	No.
1.	Devin Thomas, Wake Forest	5
2.	Brice Johnson, UNC	3
2.	Brandon Ingram, Duke	2
	Charles Mitchell, Georgia Tech	2
	Zach LeDay, Virginia Tech	2
	Tyler Roberson, Syracuse	2

through Jan. 23

AS THE LEADING SCORER

• The Blue Devils are 5-0 this season when Ingram serves as the team's leading scorer. Duke is outscoring its opponent by an average of 26.6 ppg. in those contests, while Ingram is averaging 24.8 ppg. and shooting 47-of-77 (.610) from the field. Ingram is nearly averaging a double-double when leading Duke in scoring, owning a team-best 9.6 rpg. over those five games.

CAREER HIGHS

Points	26 (2x)	last vs. Elon	12/28/15
Rebounds	14	vs. Georgia Southern	12/15/15
Assists	3 (5x)	last vs. NC State	1/23/16
Steals	3 (3x)	last vs. Wake Forest	1/6/16
Blocks	6	vs. Virginia Tech	1/9/16
FG Made	11	vs. Elon	12/28/15
3FG Made	4 (5x)	last vs. NC State	1/23/16
FT Made	6	vs. Georgia Southern	12/15/15
Minutes	42	vs. Utah	12/19/15

MISCELLANEOUS

	2015-16	Career
Double-figure points	16	16
20-pt games	8	8
3 or more 3pt FG	9	9
5 or more assists	0	0
2 or more steals	9	9
Charges drawn	2	2
Dunks	12	12
Three-point plays	8	8

GAME-BY-GAME

Opponent	FG	3FG	FT	O-D-T	PF	Pts	A	TO	B	S	MIN
Siena	5-16	1-9	4-6	1-4-5	3	15	1	1	2	2	28*
Bryant	7-11	4-6	3-4	1-2-3	2	21	2	1	1	2	24*
vs. [2] Kentucky	1-6	0-0	2-2	0-1-1	4	4	1	4	1	0	19*
vs. VCU	2-7	0-3	4-11	1-4-5	1	8	2	2	1	0	26*
vs. Georgetown	2-7	0-1	1-2	0-1-1	1	5	0	0	0	2	16
Yale	7-16	1-6	0-1	3-2-5	1	15	3	2	1	1	34
Utah State	2-4	0-0	4-6	3-3-6	2	8	2	1	2	1	25*
Indiana	10-15	4-6	0-0	4-2-6	4	24	2	2	0	1	32*
Buffalo	8-15	2-4	5-7	3-5-8	3	23	0	3	4	2	38*
Georgia Southern	9-13	2-4	6-9	8-6-14	1	26	2	0	2	1	31*
vs. Utah	6-16	2-6	1-2	0-5-5	3	15	0	1	3	3	42*
Elon	11-16	3-6	1-2	1-10-11	1	26	1	0	0	3	31*
Long Beach State	5-14	2-7	2-2	2-3-5	2	14	1	0	0	2	35*
at Boston College	9-18	4-9	3-4	1-8-9	2	25	3	3	0	1	40*
at Wake Forest	5-13	2-5	5-6	0-5-5	2	17	3	1	4	3	39*
Virginia Tech	4-7	3-6	5-9	1-8-9	1	16	2	2	6	1	37*
at Clemson	6-11	3-6	1-2	0-4-4	4	16	1	2	0	0	34*
Notre Dame	7-14	4-7	7-9	0-4-4	4	25	2	2	3	0	29*
Syracuse	5-12	3-8	0-0	4-7-11	2	13	3	3	0	0	40*
at NC State	10-16	4-6	1-3	1-6-7	2	25	3	3	1	2	39*
at Miami											
at Georgia Tech											
NC State											
Louisville											
Virginia											
at North Carolina											
at Louisville											
Florida State											
at Pittsburgh											
Wake Forest											
North Carolina											

* Indicates Games Started; [] AP Ranking

CURRENT RANKINGS

	ACC Rank	NCAA Rank		ACC Rank	NCAA Rank
Points	17.1	T-5	Rebounds	6.2	17
FG PCT	49.0	-	Blocks	1.55	8
3-PT PCT	.419	5	Steals	1.35	T-10

CAREER STATISTICS

SEASON	GP-GS	MIN/AVG	FG-FGA	PCT.	3FG-FGA	PCT.	FT-FTA	PCT.	O-D-T	AVG.	PF-DQ	AS	TO	BS	ST	TP	AVG.
2015-16	20-18	639/32.0	121-247	.490	44-105	.419	55-87	.632	34-90-124	6.2	45-0	34	33	31	27	341	17.1
TOTAL	20-18	639/32.0	121-247	.490	44-105	.419	55-87	.632	34-90-124	6.2	45-0	34	33	31	27	341	17.1

AMONG THE TOP ROOKIES IN THE ACC

• Ingram has posted impressive numbers on both ends of the floor this year for the Blue Devils and ranks among the top three freshmen in the conference in numerous categories, including points per game (17.1 - 2nd), rebounds per game (6.2 - 2nd), steals per game (1.4 - 2nd), three-point field goal percentage (.419 - 1st) and blocks per game (1.6 - 2nd).

DEFENSIVE FORCE

• Ingram has used his length this season to disrupt opponents' shot attempts, posting the second-most blocks by a Blue Devil this year with 31. Ingram's 1.6 bpg. rank among the top five in program history by a freshman.

Duke • Blocked Shots Per Game by a Freshman, Season

<i>Rk</i>	<i>Name, Year</i>	<i>G</i>	<i>BLK</i>	<i>Avg</i>
1.	Mike Gminski, 1976-77	27	90	3.3
2.	Brandon Ingram, 2015-16	20	31	1.6
	Shelden Williams, 2002-03	33	52	1.6
4.	Shane Battier, 1997-98	36	53	1.5
5.	Jahlil Okafor, 2014-15	38	54	1.4

Duke • Blocked Shots by a Freshman, Season

<i>Rk</i>	<i>Name, Year</i>	<i>G</i>	<i>BLK</i>	<i>Avg</i>
1.	Mike Gminski, 1976-77	27	90	3.3
2.	Jahlil Okafor, 2014-15	38	54	1.4
3.	Shane Battier, 1997-98	36	53	1.5
4.	Shelden Williams, 2002-03	33	52	1.6
5.	Josh McRoberts, 2005-06	36	46	1.3
6.	Jabari Parker, 2013-14	35	43	1.2
7.	Luol Deng, 2003-04	37	39	1.1
8.	Cherokee Parks, 1991-92	34	35	1.0
9.	Justise Winslow, 2014-15	39	34	0.9
10.	Brandon Ingram, 2015-16	20	31	1.6

SCORING DUO

• Duke is the only team in the ACC to have two players averaging at least 19.0 ppg. in conference play this season. Grayson Allen (19.7) and Ingram (19.6) are each averaging over 19.0 ppg. against conference opponents this year.

ACC • Scoring Duos in Conference Games, Season

<i>School</i>	<i>Name</i>	<i>PPG</i>
Duke	Grayson Allen	19.7
	Brandon Ingram	19.6

through Jan. 23

FINDING HIS RANGE

• After opening the year by shooting 5-of-19 (.263) from beyond the arc in Duke's first five games, Ingram has connected on 39-of-86 (.453) three point attempts in the squad's last 15 contests, a team-best over the span. Ingram's 41.9 percent three-point percentage on the season currently ranks fifth best for a Duke freshman in program history and ranks fifth in the conference.

Duke • 3-Point FG Percentage by Freshman, Season

<i>Rk</i>	<i>Player, Year</i>	<i>FG</i>	<i>FGA</i>	<i>PCT</i>
1.	Daniel Ewing (2001-02)	32	70	.457
2.	Chris Collins (1992-93)	37	85	.435
3.	Trajan Langdon (1994-95)	59	138	.428
4.	Jeff Capel (1993-94)	32	76	.421
5.	Brandon Ingram (2015-16)	44	105	.419

*Minimum 30 three pointers made

ACC • Three-Point Field Goal Percentage, Season

<i>Rk</i>	<i>Name, School</i>	<i>3-Pt FG. PCT</i>
1.	London Perrantes, Virginia	.556
2.	Justin Bibbs, Virginia Tech	.530
3.	Adam Smith, Georgia Tech	.437
4.	V.J. Beachem, Notre Dame	.423
5.	Brandon Ingram, Duke	.419

through Jan. 23



AMILE JEFFERSON #21

F • 6-9 • 215 • SR-3L
PHILADELPHIA, PA. (FRIENDS CENTRAL SCHOOL)

CAREER HIGHS

Points	19 (2x)	last vs. Siena	11/13/15
Rebounds	15 (2x)	last vs. Kentucky	11/17/15
Assists	8	vs. Indiana	12/2/15
Steals	3 (2x)	last vs. Pittsburgh	1/19/15
Blocks	6	vs. North Carolina	2/18/15
FG Made	8	vs. Furman	11/26/14
FT Made	7	vs. Louisville	1/17/15
Minutes	35 (3x)	last vs. Indiana	12/2/15

MISCELLANEOUS

	2015-16	Career
Double-figure points	5	28
Double-figure rebounds	5	22
Double-doubles	3	8
5 or more rebounds	9	67
3 or more steals	0	2
2 or more blocks	3	12
Dunks	2	24
Three-point plays	2	24

GAME-BY-GAME

Opponent	FG	3FG	FT	O-D-T	PF	Pts	A	TO	B	S	MIN
Siena	7-9	0-0	5-9	5-7-12	1	19	0	2	1	2	32*
Bryant	5-9	0-0	1-1	8-3-11	3	11	1	0	0	2	24*
vs. [2] Kentucky	7-8	0-0	2-4	8-7-15	2	16	0	2	0	0	35*
vs. VCU	2-3	0-0	2-7	4-3-7	4	6	1	2	3	0	34*
vs. Georgetown	2-5	0-0	4-6	4-4-8	5	8	1	3	0	0	31*
Yale	4-6	0-0	1-4	3-9-12	3	9	0	2	1	1	25*
Utah State	6-7	0-0	1-1	4-5-9	0	13	2	2	2	2	29*
Indiana	3-7	0-0	2-2	6-5-11	2	8	8	1	3	0	35*
Buffalo	5-6	0-0	3-4	1-7-8	4	13	0	0	1	0	28*
Georgia Southern	-	-	-	-	-	-	-	-	-	-	-
vs. Utah	-	-	-	-	-	-	-	-	-	-	-
Elon	-	-	-	-	-	-	-	-	-	-	-
Long Beach State	-	-	-	-	-	-	-	-	-	-	-
at Boston College	-	-	-	-	-	-	-	-	-	-	-
at Wake Forest	-	-	-	-	-	-	-	-	-	-	-
Virginia Tech	-	-	-	-	-	-	-	-	-	-	-
at Clemson	-	-	-	-	-	-	-	-	-	-	-
Notre Dame	-	-	-	-	-	-	-	-	-	-	-
Syracuse	-	-	-	-	-	-	-	-	-	-	-
at NC State	-	-	-	-	-	-	-	-	-	-	-
at Miami											
at Georgia Tech											
NC State											
Louisville											
Virginia											
at North Carolina											
at Louisville											
Florida State											
at Pittsburgh											
Wake Forest											
North Carolina											

* Indicates Games Started; [] AP Ranking

DOING WORK ON THE GLASS

- Jefferson's 651 career rebounds rank fifth among active ACC players.
- Jefferson has 277 career offensive rebounds to his credit, moving him into sole possession of the sixth-most offensive rebounds in program history.
- Jefferson has increased his career games with five or more offensive rebounds to 20 after posting four such games this year and accomplishing the same feat 16 previous times.
- He is averaging 4.8 offensive boards per game on the year and has averaged 2.4 offensive rebounds per game over the course of his career. Jefferson's 4.8 offensive rebounds per game currently ranks fifth in the nation, and second among individuals competing in a major conference.

Duke • Offensive Rebounds, Career

Rk	Player, Years	OREB
3.	Kyle Singler, 2008-2011	360
4.	Shane Battier, 1998-01	338
5.	Mason Plumlee, 2010-13	328
6.	Amile Jefferson, 2013-present	277

ASSET ON THE OFFENSIVE END

- Jefferson has been an efficient and reliable scorer for the Blue Devils over his career in Durham, ranking among Duke's all-time leaders in field goal percentage.

Duke • Field Goal Percentage, Career

Rk	Player, Years	FG	FGA	PCT
1.	Carlos Boozer, 2000-02	554	878	.631
2.	Amile Jefferson, 2012-pres.	280	449	.624
3.	Elton Brand, 1998-99	355	580	.612
4.	Alaa Abdelnaby, 1987-90	448	748	.599
5.	Erik Meek, 1992-95	214	358	.598

*Minimum 200 field goals made

CAREER STATISTICS

SEASON	GP-GS	MIN/AVG	FG-FGA	PCT.	3FG-FGA	PCT.	FT-FTA	PCT.	O-D-T	AVG.	PF-DQ	AS	TO	BS	ST	TP	AVG.
2012-13	32-7	405/12.7	51-94	.543	0-0	.000	25-41	.610	42-50-92	2.9	53-2	7	12	16	12	127	4.0
2013-14	35-26	796/22.7	94-146	.644	0-0	.000	40-81	.494	101-139-240	6.9	93-1	36	23	20	23	228	6.5
2014-15	39-26	831/21.3	94-149	.631	0-0	.000	51-92	.554	91-135-226	5.8	76-0	33	41	26	22	239	6.1
2015-16	9-9	273/30.3	41-60	.683	0-0	.000	21-38	.553	43-50-93	10.3	24-1	13	14	11	7	103	11.4
TOTAL	115-68	2305/20.0	280-449	.624	0-0	.000	137-252	.544	277-374-651	5.7	246-4	89	90	73	64	697	6.1



ANTONIO VRANKOVIC #30

C • 7-0 • 270 • FR-HS
DELRAY BEACH, FLA. (PINE CREST SCHOOL)

BASKETBALL BLOODLINES

- Vrankovic's father, Stojko, played five seasons in the NBA during the 1990s, seeing time with the Celtics, Timberwolves and Clippers.
- Stojko also played internationally for Yugoslavia, winning silver medals at the 1988 Seoul Olympics and the 1992 Barcelona Olympics.

CAREER HIGHS				MISCELLANEOUS		
Points	4	vs. Bryant	11/14/15		2015-16	Career
Rebounds	3	vs. Bryant	11/14/15	Double-figure points	0	0
Assists	-	-	-	20-pt games	0	0
Steals	1	vs. Bryant	11/14/15	Dunks	0	0
Blocks	1	vs. Utah State	11/29/15	5 or more assists	0	0
FG Made	2	vs. Bryant	11/14/15	2 or more steals	0	0
FT Made	-	-	-	Charges drawn	0	0
Minutes	4 (2x)	last vs. Utah State	11/29/15	Three-point plays	0	0

GAME-BY-GAME													
Opponent	FG	3FG	FT	O-D-T	PF	Pts	A	TO	B	S	MIN		
Siena	0-0	0-0	0-0	1-0-1	0	0	0	0	0	0	1		
Bryant	2-2	0-0	0-0	1-2-3	0	4	0	0	0	1	4		
vs. [2] Kentucky	-	-	-	-	-	-	-	-	-	-	-		
vs. VCU	-	-	-	-	-	-	-	-	-	-	-		
vs. Georgetown	-	-	-	-	-	-	-	-	-	-	-		
Yale	-	-	-	-	-	-	-	-	-	-	-		
Utah State	0-0	0-0	0-0	0-1-1	2	0	0	2	1	0	4		
Indiana	-	-	-	-	-	-	-	-	-	-	-		
Buffalo	-	-	-	-	-	-	-	-	-	-	-		
Georgia Southern	-	-	-	-	-	-	-	-	-	-	-		
vs. Utah	-	-	-	-	-	-	-	-	-	-	-		
Elon	0-0	0-0	0-0	0-2-2	0	0	0	0	0	0	4		
Long Beach State	-	-	-	-	-	-	-	-	-	-	-		
at Boston College	-	-	-	-	-	-	-	-	-	-	-		
at Wake Forest	-	-	-	-	-	-	-	-	-	-	-		
Virginia Tech	-	-	-	-	-	-	-	-	-	-	-		
at Clemson	-	-	-	-	-	-	-	-	-	-	-		
Notre Dame	-	-	-	-	-	-	-	-	-	-	-		
Syracuse	-	-	-	-	-	-	-	-	-	-	-		
at NC State	-	-	-	-	-	-	-	-	-	-	-		
at Miami													
at Georgia Tech													
NC State													
Louisville													
Virginia													
at North Carolina													
at Louisville													
Florida State													
at Pittsburgh													
Wake Forest													
North Carolina													

* Indicates Games Started; [] AP Ranking

CAREER STATISTICS																	
SEASON	GP-GS	MIN/AVG	FG-FGA	PCT.	3FG-FGA	PCT.	FT-FTA	PCT.	O-D-T	AVG.	PF-DQ	AS	TO	BS	ST	TP	AVG.
2015-16	4-0	13/3.3	2-2	1.000	0-0	.000	0-0	.000	2-5-7	1.8	2-0	0	2	1	1	4	1.0
TOTAL	4-0	13/3.3	2-2	1.000	0-0	.000	0-0	.000	2-5-7	1.8	2-0	0	2	1	1	4	1.0



SEAN OBI

#34

F • 6-9 • 250 • SO-1L
KADUNA, NIGERIA (GREEN FARMS ACADEMY)

TRANSFERS UNDER COACH K


• Obi is the fifth student-athlete to transfer into the program under Coach K.

Duke's Transfers under Coach K		
Player	Previous School	Year
Roshown McLeod	St. John's	1995
Dahntay Jones	Rutgers	2000
Seth Curry	Liberty	2009
Rodney Hood	Mississippi State	2012
Sean Obi	Rice	2014

CAREER HIGHS (^ - at Rice)				MISCELLANEOUS	
Points	25	vs. South Alabama	12/7/13^	2015-16	Duke Career
Rebounds	19	vs. South Alabama	12/7/13^	Double-figure points	0 0
Assists	2 (6x)	last vs. Louisiana Tech	2/5/14^	20-pt games	0 0
Steals	2	vs. Northwood	12/19/13^	3 or more 3pt FG	0 0
Blocks	2 (6x)	last vs. Old Dominion	2/20/14^	Double-figure assists	0 0
FG Made	11	vs. Marshall	1/23/14^	5 or more assists	0 0
FT Made	7 (2x)	last vs. Northwood	12/19/13^	2 or more steals	0 0
Minutes	41	vs. South Alabama	12/7/13^	Charges drawn	0 0
				Three-point plays	0 0

GAME-BY-GAME													
Opponent	FG	3FG	FT	O-D-T	PF	Pts	A	TO	B	S	MIN		
Siena	0-0	0-0	1-2	0-0-0	1	1	0	0	0	0	3		
Bryant	-	-	-	-	-	-	-	-	-	-	-		
vs. [2] Kentucky	-	-	-	-	-	-	-	-	-	-	-		
vs. VCU	-	-	-	-	-	-	-	-	-	-	-		
vs. Georgetown	-	-	-	-	-	-	-	-	-	-	-		
Yale	-	-	-	-	-	-	-	-	-	-	-		
Utah State	0-0	0-0	0-0	0-0-0	3	0	0	0	0	0	2		
Indiana	-	-	-	-	-	-	-	-	-	-	-		
Buffalo	-	-	-	-	-	-	-	-	-	-	-		
Georgia Southern	1-1	0-0	0-0	1-0-1	0	2	0	0	0	0	4		
vs. Utah	-	-	-	-	-	-	-	-	-	-	-		
Elon	0-1	0-0	0-0	1-2-3	1	0	0	0	1	0	5		
Long Beach State	0-0	0-0	0-0	0-0-0	0	0	0	0	0	0	1		
at Boston College	-	-	-	-	-	-	-	-	-	-	-		
at Wake Forest	0-0	0-0	0-0	1-0-1	1	0	0	1	0	0	1		
Virginia Tech	-	-	-	-	-	-	-	-	-	-	-		
at Clemson	-	-	-	-	-	-	-	-	-	-	-		
Notre Dame	0-0	0-0	0-2	1-0-1	0	0	0	0	0	0	2		
Syracuse	0-0	0-0	0-0	0-0-0	1	0	0	1	0	0	2		
at NC State	0-0	0-0	0-0	0-0-0	0	0	0	0	0	0	1		
at Miami													
at Georgia Tech													
NC State													
Louisville													
Virginia													
at North Carolina													
at Louisville													
Florida State													
at Pittsburgh													
Wake Forest													
North Carolina													
* Indicates Games Started; [] AP Ranking													

CAREER STATISTICS																	
SEASON	GP-GS	MIN/AVG	FG-FGA	PCT.	3FG-FGA	PCT.	FT-FTA	PCT.	O-D-T	AVG.	PF-DQ	AS	TO	BS	ST	TP	AVG.
2013-14 (Rice)	30-29	791/26.4	140-237	.591	0-0	.000	62-114	.544	74-205-279	9.3	91-4	24	59	22	15	342	11.4
2015-16	9-0	21/2.3	1-2	.500	0-0	.000	1-4	.250	4-2-6	0.7	7-0	0	2	1	0	3	0.3
TOTAL	38-29	812/21.4	141-239	.590	0-0	.000	63-118	.533	78-207-285	7.9	98-4	24	61	23	15	345	9.1



MARSHALL PLUMLEE #40

C • 7-0 • 250 • GR-4L
WARSAW, IND. (CHRIST SCHOOL [N.C.])

CAREER HIGHS

Points	21	vs. Virginia Tech	1/9/16
Rebounds	17	vs. Syracuse	1/18/16
Assists	4	vs. Buffalo	12/5/15
Steals	2 (6x)	last vs. Boston College	1/2/16
Blocks	6	vs. Kentucky	11/17/15
FG Made	7 (2x)	last vs. Syracuse	1/18/16
FT Made	9	vs. Virginia Tech	1/9/16
Minutes	39 (2x)	last vs. NC State	1/23/16

MISCELLANEOUS

	2015-16	Career
Double-figure points	6	8
5 or more rebounds	17	28
2 or more blocks	13	23
2 or more steals	4	6
Double-doubles	4	5
Dunks	31	55
Three-point plays	6	6

GAME-BY-GAME

Opponent	FG	3FG	FT	O-D-T	PF	Pts	A	TO	B	S	MIN
Siena	1-1	0-0	2-4	2-7-9	4	4	2	2	2	1	20*
Bryant	1-3	0-0	6-11	5-3-8	2	8	1	1	3	1	28*
vs. [2] Kentucky	4-6	0-0	4-8	4-6-10	2	12	1	0	6	0	36*
vs. VCU	2-2	0-0	0-0	0-3-3	1	4	0	0	1	2	21*
vs. Georgetown	2-2	0-0	0-1	3-3-6	5	4	1	1	1	1	24*
Yale	1-2	0-0	3-5	3-5-8	4	5	0	2	2	2	26*
Utah State	3-3	0-0	3-3	0-8-8	2	9	1	1	2	2	27*
Indiana	1-3	0-0	2-4	1-4-5	4	4	1	1	0	1	20*
Buffalo	0-2	0-0	1-2	0-1-1	1	1	4	1	1	1	23*
Georgia Southern	4-8	0-0	1-5	4-7-11	2	9	0	4	2	1	22*
vs. Utah	1-1	0-0	1-2	2-2-4	5	3	2	0	2	1	26*
Elon	3-6	0-0	4-6	5-6-11	2	10	0	2	3	0	20*
Long Beach State	3-3	0-0	2-2	3-7-10	3	8	0	1	2	0	31*
at Boston College	0-0	0-0	1-4	3-2-5	3	1	1	1	0	2	34*
at Wake Forest	7-7	0-0	4-4	3-4-7	3	18	1	0	2	0	34*
Virginia Tech	6-7	0-0	9-10	3-7-10	1	21	0	0	2	0	32*
at Clemson	3-5	0-0	1-2	2-7-9	4	7	2	3	1	0	36*
Notre Dame	4-6	0-0	0-1	6-3-9	2	8	2	1	2	1	39*
Syracuse	7-11	0-0	5-8	11-6-17	1	19	0	1	4	1	38*
at NC State	3-4	0-0	4-6	6-2-8	4	10	2	0	1	1	39*
at Miami											
at Georgia Tech											
NC State											
Louisville											
Virginia											
at North Carolina											
at Louisville											
Florida State											
at Pittsburgh											
Wake Forest											
North Carolina											

* Indicates Games Started; [] AP Ranking

CURRENT RANKINGS

	ACC Rank	NCAA Rank
Rebounds	8.0	10
Blocks	1.95	T-4
Off. Reb.	3.30	6

CAREER STATISTICS

SEASON	GP-GS	MIN/AVG	FG-FGA	PCT.	3FG-FGA	PCT.	FT-FTA	PCT.	O-D-T	AVG.	PF-DQ	AS	TO	BS	ST	TP	AVG.
2013-13	19-0	50/2.6	1-8	.125	0-0	.000	0-8	.000	5-6-11	0.6	5-0	1	5	3	3	2	0.1
2013-14	30-0	254/8.5	16-29	.552	0-0	.000	6-17	.353	36-29-65	2.2	29-0	8	10	17	6	38	1.3
2014-15	39-0	375/9.6	32-42	.762	1-1	1.000	22-31	.710	39-53-92	2.4	58-0	12	14	22	8	87	2.2
2015-16	20-20	576/28.8	56-82	.683	0-0	.000	53-88	.602	66-93-159	8.0	55-2	21	22	39	18	165	8.3
TOTAL	108-20	1255/11.6	105-161	.652	1-1	1.000	81-144	.563	146-181-327	3.0	147-2	42	51	81	35	292	2.7

BEST BROTHER COMBOS IN ACC

• A total of 36 brother combinations have played in the ACC, including the Plumlee trio of Miles, Mason and Marshall. The Plumlees rank fifth in league history with a combined 2,328 points.

ACC • Brother Scoring Combinations

Rk	Name	School	Points
1.	Mahaffey (Tom, Donnie, Randy, Richie)	Clemson	3,555
2.	McMillen (Jay, Tom)	Maryland	3,107
3.	Capel (Jeff, Jason)	Duke / UNC	3,048
4.	Booker (Trevor, Devin)	Clemson	2,879
5.	Plumlee (Miles, Mason, Marshall)	Duke	2,328
6.	Barry (Jon, Drew)	Georgia Tech	2,333
7.	Harpring (Matt, Pat)	Georgia Tech	2,228
8.	Lewis (Derrick, Cedric)	Maryland	1,993
9.	Grant (Horace, Harvey)	Clemson	1,840
10.	Buckner (Greg, Andre)	Clemson / Duke	1,809

BLOCK PARTY

• Plumlee reached double-digit blocks just three games into the season, thanks in part to a career-high six blocks against Kentucky (Nov. 17). In 2014-15, it took Plumlee 10 games to reach double-digit blocks, while in 2013-14, Plumlee reached the 10-block plateau in his 23rd appearance.

• Plumlee recorded at least one block in his first seven appearances this season, the longest streak of his career. Previously, Plumlee notched a four-game streak with at least one block, coming in 2013-14 against North Carolina (Feb. 20), Syracuse (Feb. 22), Virginia Tech (Feb. 25) and Wake Forest (March 5).

ACC • Blocked Shots, Season

Rk	Players, Team	BPG.
1.	BeeJay Anya, NC State	2.55
2.	Landry Nnoko, Clemson	2.26
3.	Chinanu Onuaku, Louisville	2.00
4.	Marshall Plumlee, Duke	1.95
	Tyler Lydon, Syracuse	1.95

through Jan. 23

EFFICIENT FROM THE FIELD

• Plumlee is recording one of his most efficient and productive seasons in Durham, already surpassing his season total number of field goals made of 32 from last season with 56 made field goals in the 2015-16 campaign. Plumlee has posted seven contests where he did not miss a field goal, including a 7-of-7 effort against Wake Forest (Jan. 6). He is shooting 68.3 percent (56-of-82) this season from the floor and 36-of-49 (.735) over the team's last seven games.

SERVING HIS COUNTRY

• Already working toward becoming a U.S. Army officer after signing an ROTC contract in January, 2015, Plumlee participated in a 28-day Leadership Training Course at Fort Knox in the summer of 2015.

ACC VS. NON-CONFERENCE OPPONENTS

• Plumlee has been a force since the start of conference play during the 2015-16 campaign, nearly averaging a double-double and leading the Blue Devils in rpg. (9.3) and field goal percentage (.750), while also averaging 12.0 ppg., the fourth-most by a Blue Devil this season.

Plumlee • Conference Stats, Season

MPG.	FG PCT.	FT PCT.	RPG.	BPG.	PPG.
36.0	.750	.686	9.3	1.7	12.0
through Jan. 23					

Plumlee • Non-Conference Stats, Season

MPG.	FG PCT.	FT PCT.	RPG.	BPG.	PPG.
24.9	.619	.547	7.2	2.1	6.2
through Jan. 23					



NICK PAGLIUCA

#45

G • 6-3 • 195 • JR-2L
WESTON, MASS. (MILTON ACADEMY)

BASKETBALL BLOODLINES

- Pagliuca's father, Steve, is a co-owner of the Boston Celtics.
- Pagliuca's older brother, Joe, was a member of the Duke basketball team from 2004-07. He played in 13 career games and was a three-time recipient of the Dr. Deryl Hart Award, presented to the team's top scholar-athlete.

CAREER HIGHS			
Points	3	vs. Fairfield	11/15/14
Rebounds	2 (2x)	last vs. Utah State	11/29/15
Assists	1	vs. Presbyterian	11/14/14
Steals	1	vs. Yale	11/25/15
3FG Made	1	vs. Fairfield	11/15/14
FT Made	1	vs. Elon	12/31/13
Minutes	5	vs. Presbyterian	11/14/14

GAME-BY-GAME													
Opponent	FG	3FG	FT	O-D-T	PF	Pts	A	TO	B	S	MIN		
Siena	-	-	-	-	-	-	-	-	-	-	-	-	-
Bryant	0-0	0-0	0-0	0-0-0	0	0	0	0	0	0	1		
vs. [2] Kentucky	-	-	-	-	-	-	-	-	-	-	-	-	-
vs. VCU	-	-	-	-	-	-	-	-	-	-	-	-	-
vs. Georgetown	-	-	-	-	-	-	-	-	-	-	-	-	-
Yale	0-0	0-0	0-0	0-0-0	0	0	0	0	0	1	1		
Utah State	0-0	0-0	0-0	0-2-2	0	0	0	1	0	0	2		
Indiana	0-0	0-0	0-0	0-0-0	0	0	0	0	0	0	0+		
Buffalo	0-0	0-0	0-0	0-0-0	0	0	0	0	0	0	1		
Georgia Southern	0-0	0-0	0-0	0-1-1	0	0	0	0	0	0	2		
vs. Utah	-	-	-	-	-	-	-	-	-	-	-	-	-
Elon	0-0	0-0	0-0	0-0-0	0	0	0	0	0	0	1		
Long Beach State	-	-	-	-	-	-	-	-	-	-	-	-	-
at Boston College	0-0	0-0	0-0	0-0-0	0	0	0	0	0	0	1		
at Wake Forest	-	-	-	-	-	-	-	-	-	-	-	-	-
Virginia Tech	0-1	0-1	0-0	0-0-0	0	0	0	0	0	0	1		
at Clemson	-	-	-	-	-	-	-	-	-	-	-	-	-
Notre Dame	-	-	-	-	-	-	-	-	-	-	-	-	-
Syracuse	-	-	-	-	-	-	-	-	-	-	-	-	-
at NC State	-	-	-	-	-	-	-	-	-	-	-	-	-
at Miami													
at Georgia Tech													
NC State													
Louisville													
Virginia													
at North Carolina													
at Louisville													
Florida State													
at Pittsburgh													
Wake Forest													
North Carolina													
* Indicates Games Started; [] AP Ranking													

CAREER STATISTICS																		
SEASON	GP-GS	MIN/AVG	FG-FGA	PCT.	3FG-FGA	PCT.	FT-FTA	PCT.	O-D-T	AVG.	PF-DQ	AS	TO	BS	ST	TP	AVG.	
2013-14	3-0	5/1.7	0-1	.000	0-0	.000	1-2	.500	1-1-2	0.7	0-0	0	0	0	0	1	0.3	
2014-15	11-0	18/1.6	1-5	.200	1-4	.250	0-0	.000	2-2-4	0.4	4-0	1	0	0	0	3	0.3	
2015-16	9-0	10/1.1	0-1	.000	0-1	.000	0-0	.000	0-3-3	0.3	0-0	0	1	0	1	0	0.0	
TOTAL	23-0	33/1.4	1-7	.143	1-5	.200	1-2	.500	3-6-9	0.4	4-0	1	1	0	1	4	0.2	



JUSTIN ROBINSON

#50

F • 6-8 • 190 • FR-HS
SAN ANTONIO, TEXAS (SAN ANTONIO CHRISTIAN ACADEMY)

BASKETBALL BLOODLINES

- Robinson is the son of NBA Hall of Famer and 1987 No. 1 overall pick David Robinson, who played his entire 14-year career with the San Antonio Spurs.
- A member of the original Dream Team alongside Duke head coach Mike Krzyzewski, “The Admiral” is a two-time NBA champion and two-time Olympic gold medalist.
- Justin Robinson’s brother, Cory, is a receiver on the Notre Dame football team.

CAREER HIGHS			
Points	-	-	-
Rebounds	-	-	-
Assists	-	-	-
Steals	-	-	-
Blocks	-	-	-
FG Made	-	-	-
3FG Made	-	-	-
FT Made	-	-	-
Minutes	-	-	-

GAME-BY-GAME													
Opponent	FG	3FG	FT	O-D-T	PF	Pts	A	TO	B	S	MIN		
Siena	-	-	-	-	-	-	-	-	-	-	-	-	-
Bryant	-	-	-	-	-	-	-	-	-	-	-	-	-
vs. [2] Kentucky	-	-	-	-	-	-	-	-	-	-	-	-	-
vs. VCU	-	-	-	-	-	-	-	-	-	-	-	-	-
vs. Georgetown/Wisconsin	-	-	-	-	-	-	-	-	-	-	-	-	-
Yale	-	-	-	-	-	-	-	-	-	-	-	-	-
Utah State	-	-	-	-	-	-	-	-	-	-	-	-	-
Indiana	-	-	-	-	-	-	-	-	-	-	-	-	-
Buffalo	-	-	-	-	-	-	-	-	-	-	-	-	-
Georgia Southern	-	-	-	-	-	-	-	-	-	-	-	-	-
vs. Utah	-	-	-	-	-	-	-	-	-	-	-	-	-
Elon	-	-	-	-	-	-	-	-	-	-	-	-	-
Long Beach State	-	-	-	-	-	-	-	-	-	-	-	-	-
at Boston College	-	-	-	-	-	-	-	-	-	-	-	-	-
at Wake Forest	-	-	-	-	-	-	-	-	-	-	-	-	-
Virginia Tech	-	-	-	-	-	-	-	-	-	-	-	-	-
at Clemson	-	-	-	-	-	-	-	-	-	-	-	-	-
Notre Dame	-	-	-	-	-	-	-	-	-	-	-	-	-
Syracuse	-	-	-	-	-	-	-	-	-	-	-	-	-
at NC State	-	-	-	-	-	-	-	-	-	-	-	-	-
at Miami													
at Georgia Tech													
NC State													
Louisville													
Virginia													
at North Carolina													
at Louisville													
Florida State													
at Pittsburgh													
Wake Forest													
North Carolina													

* Indicates Games Started; [] AP Ranking

CAREER STATISTICS																	
SEASON	GP-GS	MIN/AVG	FG-FGA	PCT.	3FG-FGA	PCT.	FT-FTA	PCT.	O-D-T	AVG.	PF-DQ	AS	TO	BS	ST	TP	AVG.
2015-16	0-0	0/0.0	0-0	.000	0-0	.000	0-0	.000	0-0-0	0.0	0-0	0	0	0	0	0	0.0
TOTAL	0-0	0/0.0	0-0	.000	0-0	.000	0-0	.000	0-0-0	0.0	0-0	0	0	0	0	0	0.0



BRENNAN BESSER

#53

G • 6-5 • 180 • FR-HS
CHICAGO, ILL. (LATIN SCHOOL)

CAREER HIGHS

Points	-	-	-
Rebounds	-	-	-
Assists	-	-	-
Steals	-	-	-
Blocks	-	-	-
FG Made	-	-	-
3FG Made	-	-	-
FT Made	-	-	-
Minutes	1	vs. Elon	12/28/15

GAME-BY-GAME

Opponent	FG	3FG	FT	O-D-T	PF	Pts	A	TO	B	S	MIN
Siena	-	-	-	-	-	-	-	-	-	-	-
Bryant	-	-	-	-	-	-	-	-	-	-	-
vs. [2] Kentucky	-	-	-	-	-	-	-	-	-	-	-
vs. VCU	-	-	-	-	-	-	-	-	-	-	-
vs. Georgetown	-	-	-	-	-	-	-	-	-	-	-
Yale	-	-	-	-	-	-	-	-	-	-	-
Utah State	-	-	-	-	-	-	-	-	-	-	-
Indiana	-	-	-	-	-	-	-	-	-	-	-
Buffalo	-	-	-	-	-	-	-	-	-	-	-
Georgia Southern	-	-	-	-	-	-	-	-	-	-	-
vs. Utah	-	-	-	-	-	-	-	-	-	-	-
Elon	0-1	0-1	0-0	0-0-0	0	0	0	0	0	0	1
Long Beach State	-	-	-	-	-	-	-	-	-	-	-
at Boston College	-	-	-	-	-	-	-	-	-	-	-
at Wake Forest	-	-	-	-	-	-	-	-	-	-	-
Virginia Tech	-	-	-	-	-	-	-	-	-	-	-
at Clemson	-	-	-	-	-	-	-	-	-	-	-
Notre Dame	-	-	-	-	-	-	-	-	-	-	-
Syracuse	-	-	-	-	-	-	-	-	-	-	-
at NC State	-	-	-	-	-	-	-	-	-	-	-
at Miami											
at Georgia Tech											
NC State											
Louisville											
Virginia											
at North Carolina											
at Louisville											
Florida State											
at Pittsburgh											
Wake Forest											
North Carolina											

* Indicates Games Started; [] AP Ranking

CAREER STATISTICS

SEASON	GP-GS	MIN/AVG	FG-FGA	PCT.	3FG-FGA	PCT.	FT-FTA	PCT.	O-D-T	AVG.	PF-DQ	AS	TO	BS	ST	TP	AVG.
2015-16	1-0	1/1.0	0-1	.000	0-1	.000	0-0	.000	0-0-0	0.0	0-0	0	0	0	0	0	0.0
TOTAL	1-0	1/1.0	0-1	.000	0-1	.000	0-0	.000	0-0-0	0.0	0-0	0	0	0	0	0	0.0



MIKE KRZYZEWSKI

HEAD COACH • ARMY '69

OVERALL RECORD • 1,033-315 OVERALL (41ST SEASON)

DUKE RECORD • 960-256 (36TH SEASON)

437-175 ACC (REGULAR SEASON + TOURNAMENT)

COACH K'S MILESTONE WINS

OVERALL

No.	Opponent	Date	Score
1	vs. Lehigh	11/28/75	56-29
100	vs. Clemson	2/24/1982	73-72 (30T)
200	vs. Alabama	12/13/1986	76-67
300	vs. Richmond	3/16/1990	81-46
400	at Iowa	12/22/1993	79-76
500	vs. North Carolina	2/28/1998	77-75
600	vs. North Carolina	3/11/2001	82-80
700	vs. Toledo	12/12/2004	82-54
800	at NC State	3/1/2008	87-86
900	vs. Michigan	3/20/2011	73-71
903	vs. Michigan State	11/15/2011	74-69
1000	vs. St. John's	1/25/2015	77-68

AT DUKE

No.	Opponent	Date	Score
1	vs. Stetson	11/29/1980	67-49
100	at St. Joseph's	1/13/1986	87-66
200	vs. West Virginia	3/18/1989	70-63
300	vs. Northeastern	12/7/1992	103-72
400	vs. Murray State	3/14/1997	71-68
500	vs. Villanova	11/17/2000	98-85
600	at Clemson	1/3/2004	73-54
700	vs. Georgia Tech	2/18/2007	71-62
800	vs. Kansas State	11/23/2010	82-68
900	vs. Florida State	1/25/2014	78-56

COACH K BY THE NUMBERS

- 5 National Championships (1991, 1992, 2001, 2010, 2015)
- 5 gold medals as head coach of U.S. National Team
- 1,033 career wins (most in NCAA history)
- 960 victories at Duke, including 437 ACC wins
- 88 NCAA Tournament victories (first all-time)
- 12 National Coach of the Year honors (eight seasons)
- 7 National Players of the Year (nine honors)
- 6 National Defensive Players of the Year (nine honors)
- 31 NCAA Tournament bids
- 29 All-America selections (43 honors)
- 12 Final Four appearances (T-1st all-time)
- 12 ACC regular season championships
- 13 ACC Tournament championships
- 556 weeks ranked in the top 25 of the AP Poll
- 486 weeks ranked in the top 10 of the AP Poll
- 109 weeks ranked No. 1 in the country
- 52 NBA Draft selections
- 31 NBA First Round Draft selections
- 20 NBA Draft Lottery picks
- 10 Consecutive Top 10 AP Poll finishes (1997-2006)

THERE'S ONLY 1K

- Krzyzewski became the first NCAA men's basketball coach to record 1,000 career victories after Duke defeated St. John's, 77-68, in Madison Square Garden Sunday, Jan. 25.
- Over his 35 year career at Duke, Krzyzewski has quadrupled the previous highest number of total wins by a Duke head coach, Eddie Cameron, who owned an all-time record of 226-99.

TOURNAMENT VICTORIES AT DUKE

- Duke has a high level of success in tournaments under Coach K, winning 17 regular-season, 13 ACC and five NCAA Tournaments for a total of 35 championships during his 35-year tenure.

Duke Tournament Records Under Coach K

Tournament	W	L	Pct.	Titles
ACC Tournament	56	21	.727	13
NCAA Tournament	88	26	.772	5
In-Season Tournaments	82	16	.837	17
TOTAL	226	63	.782	35

COACH K'S RECORD AT DUKE

Year	Overall	ACC	Notes
1981	17-13	6-8 (t5th)	NIT Quarterfinals
1982	10-17	4-10 (t6th)	-
1983	11-17	3-11 (7th)	-
1984	24-10	7-7 (t3rd)	NCAA Tournament
1985	23-8	8-6 (t4th)	NCAA Tournament
1986	37-3	12-2 (1st)	NCAA Runnerup
1987	24-9	9-5 (3rd)	NCAA Sweet Sixteen
1988	28-7	9-5 (3rd)	NCAA Final Four
1989	28-8	9-5 (t2nd)	NCAA Final Four
1990	29-9	9-5 (2nd)	NCAA Runnerup
1991	32-7	11-3 (1st)	NCAA Champion
1992	34-2	14-2 (1st)	NCAA Champion
1993	24-8	10-6 (t3rd)	NCAA Tournament
1994	28-6	12-4 (1st)	NCAA Runnerup
1995	9-3	0-1	Out (back surgery)
1996	18-13	8-8 (t4th)	NCAA Tournament
1997	24-9	12-4 (1st)	NCAA Tournament
1998	32-4	15-1 (1st)	NCAA Elite Eight
1999	37-2	16-0 (1st)	NCAA Runnerup
2000	29-5	15-1 (1st)	NCAA Sweet Sixteen
2001	35-4	13-3 (t1st)	NCAA Champion
2002	31-4	13-3 (2nd)	NCAA Sweet Sixteen
2003	26-7	11-5 (3rd)	NCAA Sweet Sixteen
2004	31-6	13-3 (1st)	NCAA Final Four
2005	27-6	11-5 (3rd)	NCAA Sweet Sixteen
2006	32-4	14-2 (1st)	NCAA Sweet Sixteen
2007	22-11	8-8 (t6th)	NCAA Tournament
2008	28-6	13-3 (2nd)	NCAA Tournament
2009	30-7	11-5 (2nd)	NCAA Sweet Sixteen
2010	35-5	13-3 (1st)	NCAA Champion
2011	32-5	13-3 (2nd)	NCAA Sweet Sixteen
2012	27-7	13-3 (2nd)	NCAA Tournament
2013	30-6	14-4 (2nd)	NCAA Elite Eight
2014	26-9	13-5 (3rd)	NCAA Tournament
2015	35-4	15-3 (2nd)	NCAA Champion
2016	15-5	4-3	-

DUKE UNDER COACH K

	Overall	2015-16
Overall	960-256	15-5
At Home	484-61	10-2
On the Road	232-124	3-1
Neutral Site	244-71	2-2
ACC Games (regular season)	381-155	4-3
Home	215-53	1-2
Road	166-102	3-1
Non-Conference Teams	522-78	11-2
Home	270-8	8-0
Road	66-20	0-0
Neutral	186-50	2-2
Shoots 60% or better	80-4	0-0
Shoots 50% or better	501-32	9-1
Holds Opp. to Less than 50%	824-103	12-4
Holds Opp. to Less than 40%	385-11	6-1
Holds Opp. to Less than 30%	46-0	0-0
Outrebounds opponent	616-68	12-0
Overtime game	32-23	0-1
Double-overtime game	0-4	0-0
Triple-overtime games	1-0	0-0
Vs. ranked opponent	205-134	0-1
Vs. unranked opponent	756-122	15-4
In November	140-14	6-1
In December	191-27	5-1
In January	241-72	4-3
In February	214-72	0-0
In March	164-67	0-0
In April	9-5	0-0
Scores 59 points or less	19-24	0-0
Scores 60+ points	927-231	15-5
Scores 70+ points	833-156	15-2
Scores 80+ points	570-50	14-1
Scores 90+ points	289-9	7-1
Scores 100+ points	113-2	3-0

NCAA DIVISION I WINS LEADERS

Career Wins

Coach	Wins
1. ^ Mike Krzyzewski	1,033
2. Bob Knight	902
3. Dean Smith	879
4. Adolph Rupp	876
5. ^ Jim Boeheim	874

Career Wins at One School

Coach	School	Wins
1. ^ Mike Krzyzewski	Duke	960
2. Dean Smith	North Carolina	879
3. Adolph Rupp	Kentucky	876
4. ^ Jim Boeheim	Syracuse	874
5. Jim Phelan	Mount St. Mary's	830

Career ACC Wins (Regular Season & Tournament)

Coach	Schools	Wins
1. ^ Mike Krzyzewski	Duke	437
2. Dean Smith	North Carolina	422
3. Gary Williams	Maryland	210
4. ^ Roy Williams	North Carolina	164
5. Frank McGuire	UNC/South Carolina	160

NCAA Tournament Wins

Coach	Schools	Wins
1. ^ Mike Krzyzewski	Duke	88
2. Dean Smith	North Carolina	65
3. ^ Roy Williams	Kansas/UNC	65
4. ^ Jim Boeheim	Syracuse	53
5. Jim Calhoun	Northeastern/UConn	49

^ - active coach; games through January 23


2015-16 TV / Radio Roster



Chase Jeter
F/C • FR-HS • 6-10 • 240
Las Vegas, Nev.



Grayson Allen
G • SO-1L • 6-5 • 205
Jacksonville, Fla.



Luke Kennard
G • FR-HS • 6-5 • 180
Franklin, Ohio



Derryck Thornton
G • FR-HS • 6-2 • 175
Chatsworth, Calif.



Matt Jones
G • JR-2L • 6-5 • 200
DeSoto, Texas



Brandon Ingram
G/F • FR-HS • 6-9 • 190
Kinston, N.C.




Amile Jefferson
F • SR-3L • 6-9 • 225
Philadelphia, Pa.



Antonio Vrankovic
C • FR-HS • 7-0 • 270
Delray Beach, Fla.



Sean Obi
F • SO-1L • 6-9 • 250
Kaduna, Nigeria



Marshall Plumlee
C • GR-4L • 7-0 • 250
Warsaw, Ind.



Nick Pagliuca
G • JR-2L • 6-3 • 195
Weston, Mass.



Justin Robinson
F • FR-HS • 6-8 • 190
San Antonio, Texas



Brennan Besser
G • FR-HS • 6-5 • 180
Chicago, Ill.



Mike Krzyzewski
Head Coach
36th Season at Duke

2015-16 Duke Basketball Charts

Overall Record: 15-5 (Home: 10-2; Road: 3-1; Neutral: 2-2)
ACC Record: 4-3 (Home: 1-2; Road: 3-1)

Date	Opponent	Result	Duke High Scorer	Opponent High Scorer	Duke High Rebounder	Opponent High Rebounder	Duke High Assists	Att.
N13	> [5/-] SIENA	W, 92-74	Allen (26)	Wright (20)	Jefferson (12)	Oliver (8)	Allen, Jones, Plumlee & Thornton (2)	9,314 #
N14	> [5/-] BRYANT	W, 113-75	Allen (28)	Ware (24)	Jefferson (11)	Garvin (8)	Allen (6)	9,314 #
N17	^ [5/2] vs. Kentucky	L, 63-74	Jefferson & Jones (16)	Ulis (18)	Jefferson (15)	Lee (10)	Thornton (3)	20,917 #
N20	< [5/-] vs. VCU	W, 79-71	Allen (30)	Johnson (20)	Jefferson (7)	Tillman (8)	Thornton (4)	18,238 #
N22	< [5/-] vs. Georgetown	W, 86-84	Allen (32)	Copeland (21)	Jefferson (8)	Copeland (6)	Allen (4)	17,287
N25	[6/-] YALE	W, 80-61	Jones (17)	Sears (19)	Jefferson (12)	Sherrod (8)	Allen (5)	9,314 #
N29	[6/-] UTAH STATE	W, 85-52	Allen & Kennard (22)	Smith (13)	Jefferson (9)	Jones (5)	Allen, Ingram, Jefferson, Jeter & Thornton (2)	9,314 #
D2	+ [7/-] INDIANA	W, 94-74	Ingram (24)	Williams (17)	Jefferson (11)	Johnson (6)	Jefferson (8)	9,314 #
D5	[7/-] BUFFALO	W, 82-59	Ingram (23)	Massinburg (17)	Allen (11)	Smart (9)	Thornton (5)	9,314 #
D15	[7/-] GEORGIA SOUTHERN	W, 99-65	Ingram (26)	Brown (20)	Ingram (14)	O'Connell (5)	Allen (5)	9,314 #
D19	~ [7/-] vs. Utah	L, 75-77	Kennard (24)	Kuzma (21)	Kennard (8)	Poeltl (14)	Thornton (4)	13,174
D28	[15/-] ELON	W, 105-66	Ingram (26)	Samson (17)	Ingram & Plumlee (11)	Hairston (6)	Allen (5)	9,314 #
D30	[15/-] LONG BEACH STATE	W, 103-81	Allen (33)	Spencer (20)	Plumlee (10)	Levin (9)	Allen (6)	9,314 #
J2	[15/-] at Boston College *	W, 81-64	Ingram (25)	Carter (19)	Allen & Ingram (9)	Robinson (7)	Allen (5)	7,963
J6	[14/-] at Wake Forest *	W, 91-75	Allen (24)	Thomas (21)	Plumlee (7)	Thomas (12)	Allen, Ingram & Kennard (3)	13,466
J9	[14/-] VIRGINIA TECH *	W, 82-58	Plumlee (21)	LeDay (18)	Plumlee (10)	LeDay (9)	Thornton (7)	9,314 #
J13	[9/-] at Clemson *	L, 63-68	Allen (17)	Blossomgame (17)	Plumlee (9)	Nnoko (13)	Allen (4)	12,972
J16	[9/-] NOTRE DAME *	L, 91-95	Kennard (30)	Colson (31)	Plumlee (9)	Auguste (14)	Allen (6)	9,314 #
J18	SYRACUSE *	L, 62-64	Plumlee (19)	Cooney, Ghinije, Richardson & Roberson (14)	Plumlee (17)	Roberson (20)	Jones (7)	9,314 #
J23	at NC State *	W, 88-78	Allen (28)	Barber (19)	Plumlee (8)	Freeman (7)	Allen (7)	19,500
J25	at Miami *							
F2	at Georgia Tech *							
F6	NC STATE *							
F8	LOUISVILLE *							
F13	VIRGINIA *							
F17	at North Carolina *							
F20	at Louisville *							
F25	FLORIDA STATE *							
F28	at Pittsburgh *							
M1	WAKE FOREST *							
M5	NORTH CAROLINA *							

Home games in **BOLDFACE CAPS**

* - indicates Atlantic Coast Conference game

[] - denotes Duke/opponent AP ranking at time of game

- denotes sellout crowd

> - 2K Classic benefiting Wounded Warrior Project (Cameron Indoor Stadium - Durham, N.C.)

^ - State Farm Champions Classic (United Center - Chicago)

< - 2K Classic benefiting Wounded Warrior Project (Madison Square Garden - New York, N.Y.)

+ - ACC/Big Ten Challenge

~ - Ameritas Insurance Classic (Madison Square Garden - New York, N.Y.)

& - ACC Tournament (Verizon Center - Washington, D.C.)

2015-16 ATTENDANCE FIGURES

Site	Games	Total	Average
Home	12	111,768	9,314
Away	4	53,901	13,475
Neutral	4	69,616	17,404
Totals	20	235,285	11,764

DUKE BY THE NUMBERS

Seasons of Men's Basketball	111th
Total Games	2,935
ACC Championships	19 (last in 2011)
NCAA Tournament Appearances	39 (last in 2015)
NIT Appearances	5
20-Win Seasons	50
30-Win Seasons	14
Duke all-time record	2,077-858
Duke all-time ACC record (regular season only)	604-301
Overtime Games	124 (68-56)
Duke 100-Point Games	184 (179-5)
Consecutive games with at least one three-point FG	931*
Consecutive games with at least five three-point FG	20
Consecutive games holding opponents under .500 shooting	0
Consecutive games holding opponents under 100 points	252
Consecutive games scoring at least 70 points	1

* - Duke record

Team Highs/Lows

		DUKE	OPPONENT
Points 1st Half	High Low	70 vs. Elon (12/28/15) 29 vs. Syracuse (1/18/16)	47, 2x; last by Wake Forest (1/6/16) 23 by Virginia Tech (1/9/16)
Points 2nd Half	High Low	61 vs. Long Beach State (12/30/15) 28 vs. Clemson (1/13/16)	50 by Notre Dame (1/16/16) 25, 2x; last by Utah State (11/29/15)
Total Points	High Low	113 vs. Bryant (11/14/15) 62 vs. Syracuse (1/18/16)	95 Notre Dame (1/16/16) 52 by Utah State (11/29/15)
FG Made	High Low	39, 2x; last vs. Elon (12/28/15) 22 vs. Kentucky (11/17/15)	36 by Notre Dame (1/16/16) 19 by Utah State (11/29/15)
FG Attempted	High Low	77 vs. Utah (12/19/15) 49 vs. Boston College (1/2/16)	72, 2x; last by Notre Dame (1/16/16) 51 by Georgetown (11/22/15)
FG Percentage	High Low	.556 [30-of-54] vs. Utah State (11/29/15) .299 [23-of-77] vs. Utah (12/19/15)	.549 [28-of-51] by Georgetown (11/22/15) .333, 2x; last [22-of-66] by Buffalo (12/5/15)
3-Pt. FG Made	High Low	13 vs. Bryant (11/14/15) 5, 2x; last vs. Buffalo (12/5/15)	13 by Bryant (11/14/15) 1 by Virginia Tech (1/9/16)
3-Pt. FG Att.	High Low	37 vs. Syracuse (1/18/16) 13 vs. Kentucky (11/17/15)	31 by Elon (12/28/15) 10 by Kentucky (11/17/15)
3-Pt. FG Pct.	High Low	.533 [8-of-15] vs. Utah State (11/29/15) .240 [6-of-25] vs. Siena (11/13/15)	.500, 2x; last [9-of-18] by Long Beach State (12/30/15) .083 [1-of-12] by Virginia Tech (1/9/16)
FT Made	High Low	29 vs. Buffalo (12/5/15) 2 vs. Clemson (1/13/16)	19 by Georgetown (11/22/15) 0 by Georgia Southern (12/15/15)
FT Attempted	High Low	36, 3x; last vs. Buffalo (12/5/15) 7 vs. Clemson (1/13/16)	24 by Georgetown (11/22/15) 4 by Georgia Southern (12/15/15)
FT Percentage	High Low	.926 [25-of-27] vs. Wake Forest (1/6/16) .286 [2-of-7] vs. Clemson (1/13/16)	.923 [12-of-13] by Clemson (1/13/16) .000 [0-of-4] by Georgia Southern (12/15/15)
Off. Rebounds	High Low	22 vs. Georgia Southern (12/15/15) 4 vs. Clemson (1/13/16)	26 by Syracuse (1/18/16) 6, 2x; last by Boston College (1/2/16)
Def. Rebounds	High Low	35 vs. Elon (12/28/15) 19 vs. Georgetown (11/22/15)	43 by Utah (12/19/15) 16, 4x; last by Georgia Southern (12/15/15)
Total Rebounds	High Low	55 vs. Georgia Southern (12/15/15) 24 vs. Clemson (1/13/16)	56 by Utah (12/19/15) 25 by Indiana (12/2/15)
Assists	High Low	18, 2x; last vs. Long Beach State (12/30/15) 9, 2x; last vs. Kentucky (11/17/15)	19, 2x; last by NC State (1/23/16) 6 by Utah State (11/29/15)
Blocked Shots	High Low	8, 4x; last vs. Virginia Tech (1/9/16) 1, 2x; last vs. Clemson (1/13/16)	9 by Utah (12/19/15) 0, 2x; last by Boston College (1/2/16)
Steals	High Low	14 vs. Bryant (11/14/15) 3, 2x; last vs. Notre Dame (1/16/16)	9 by Kentucky (11/17/15) 1 by Bryant (11/14/15)
Turnovers	High Low	16, 2x; last vs. Boston College (1/2/16) 5 vs. Utah (12/19/15)	19, 2x; last by Utah (12/19/15) 6 by Notre Dame (1/16/16)
Personal Fouls	High Low	21 vs. Georgetown (11/22/15) 10 vs. Georgia Southern (12/15/15)	29, 2x; last by Long Beach State (12/30/15) 14 by Syracuse (1/18/16)

Individual Game Highs

	DUKE	OPPONENT
Points	33, Grayson Allen vs. Long Beach State (12/30/15)	31 by Bonzie Colson, Notre Dame (1/16/16)
FG Made	11, 2x; last by Grayson Allen vs. NC State (1/23/16)	12 by Bonzie Colson, Notre Dame (1/16/16)
FG Attempted	19, 2x; last by Matt Jones vs. Utah (12/19/15)	19, 2x; last by Bonzie Colson, Notre Dame (1/16/16)
3-Pt. FG Made	5, 3x; last by Matt Jones vs. Indiana (12/2/15)	6 by Hunter Ware, Bryant (11/14/15)
3-Pt. FG Attempted	11, 2x; last by Matt Jones vs. Syracuse (1/18/16)	11 by Hunter Ware, Bryant (11/14/15)
FT Made	15, Grayson Allen vs. Long Beach State (12/30/15)	8 by Jaron Blossomgame, Clemson (1/13/16)
FT Attempted	17, Grayson Allen vs. Long Beach State (12/30/15)	8, 2x; last by Jaron Blossomgame, Clemson (1/13/16)
Rebounds	17, Marshall Plumlee vs. Syracuse (1/18/16)	20 by Tyler Roberson, Syracuse (1/18/16)
Offensive Rebounds	11, Marshall Plumlee vs. Syracuse (1/18/16)	12 by Tyler Roberson, Syracuse (1/18/16)
Defensive Rebounds	11, Grayson Allen vs. Buffalo (12/5/15)	12 by Jakob Poeltl, Utah (12/19/15)
Assists	8, Amile Jefferson vs. Indiana (12/2/15)	9, 3x; last by Michael Gbinije, Syracuse (1/18/16)
Turnovers	5, Derryck Thornton vs. Virginia Tech (1/9/16)	6 by Shane McLaughlin, Bryant (11/14/15)
Blocked Shots	6, 2x; last by Brandon Ingram vs. Virginia Tech (1/9/16)	4, 2x; last by Landry Nnoko, Clemson (1/13/16)
Steals	3, 9x; last by Matt Jones vs. Virginia Tech (1/9/16)	4, 2x; last by Jerome Robinson, Boston College (1/2/16)
Minutes	45, Matt Jones vs. Utah (12/19/15)	44 by Lorenzo Bonam, Utah (12/19/15)

Duke Player Season / Career Highs

2015-16	CAREER	2015-16	CAREER
2 - Chase Jeter		21 - Amile Jefferson	
Pts	7 vs. Bryant (11/14/15) same	Pts	19 vs. Siena (11/13/15) 19, 2x; last vs. Siena (11/13/15)
Rebs	5, 2x; last vs. Elon (12/28/15) same	Rebs	15 vs. Kentucky (11/17/15) 15, 2x; last vs. Kentucky (11/17/15)
Asts	2 vs. Utah State (11/29/15) same	Asts	8 vs. Indiana (12/2/15) same
Blks	1, 6x; last vs. Boston College (1/2/16) same	Blks	3, 2x; last vs. Indiana (12/2/15) 6 vs. North Carolina (2/18/15)
Stls	1, 2x; last vs. Georgia Southern (12/15/15) same	Stls	2, 3x; last vs. Utah State (11/29/15) 3, 3x; last vs. Indiana (12/2/15)
Mins	17 vs. Georgia Southern (12/15/15) same	Mins	35, 2x; vs. Indiana (12/2/15) same
3 - Grayson Allen		30 - Antonio Vrankovic	
Pts	33 vs. Long Beach State (12/30/15) same	Pts	4 vs. Bryant (11/14/15) same
Rebs	11 vs. Buffalo (12/5/15) same	Rebs	3 vs. Bryant (11/14/15) same
Asts	7 vs. NC State (1/23/16) same	Asts	- -
Blks	1, 5x; last vs. Syracuse (1/18/16) 2 vs. NC State (3/12/15) same	Blks	1 vs. Utah State (11/29/15) same
Stls	3, 2x; last vs. Boston College (1/2/16) 3, 3x; last vs. Boston College (1/2/16) same	Stls	1 vs. Bryant (11/14/15) same
Mins	39, 3x; last vs. Notre Dame (1/16/16) same	Mins	4, 3x; last vs. Elon (12/28/15) same
5 - Luke Kennard		34 - Sean Obi (^ - at Rice)	
Pts	30 vs. Notre Dame (1/16/16) same	Pts	2 vs. Georgia Southern (12/15/15) 25 vs. South Alabama (12/7/13)^
Rebs	8, 2x; last vs. Notre Dame (1/16/16) same	Rebs	3 vs. Elon (12/28/15) 19 vs. South Alabama (12/7/13)^
Asts	4 vs. Elon (12/28/15) same	Asts	- 2, 6x, last vs. Louisiana Tech (2/5/14)^
Blks	1, 3x; last vs. Boston College (1/2/16) same	Blks	1 vs. Elon (12/28/15) 2, 6x, last vs. Old Dominion (2/20/14)^
Stls	3, 2x; last vs. Yale (11/25/15) same	Stls	- 2 vs. Northwood (12/19/13)^
Mins	37 vs. Notre Dame (1/16/16) same	Mins	5 vs. Elon (12/28/15) 41 vs. South Alabama (12/7/13)^
12 - Derryck Thornton		40 - Marshall Plumlee	
Pts	19 vs. VCU (11/20/15) same	Pts	21 vs. Virginia Tech (1/9/16) same
Rebs	5, 2x; last vs. Virginia Tech (1/9/16) same	Rebs	17 vs. Syracuse (1/18/16) same
Asts	7 vs. Virginia Tech (1/9/16) same	Asts	4 vs. Buffalo (12/5/15) same
Blks	2 vs. Yale (11/25/15) same	Blks	6 vs. Kentucky (11/17/15) same
Stls	2, 3x; last vs. Long Beach State (12/30/15) same	Stls	2, 4x; last vs. Boston College (1/2/16) 2, 7x; last vs. Boston College (1/2/16)
Mins	42 vs. Utah (12/19/15) same	Mins	39, 2x; last vs. NC State (1/23/16) same
13 - Matt Jones		45 - Nick Pagliuca	
Pts	23 vs. Indiana (12/2/15) same	Pts	- 3 vs. Fairfield (11/15/14)
Rebs	6, 3x; last vs. Elon (12/28/15) 6, 4x; last vs. Elon (12/28/15) same	Rebs	2 vs. Utah State (11/29/15) 2, 2x; last vs. Utah State (11/29/15)
Asts	7 vs. Syracuse (1/18/16) same	Asts	- 1 vs. Presbyterian (11/14/14)
Blks	2 vs. Georgia Southern (12/15/15) same	Blks	- -
Stls	3, 2x; last vs. Virginia Tech (1/9/16) 3, 5x; last vs. Virginia Tech (1/9/16) same	Stls	1 vs. Yale (11/25/15) same
Mins	45 vs. Utah (12/19/15) same	Mins	2, 2x; last vs. Georgia Southern (12/15/15) 5 vs. Presbyterian (11/14/14)
14 - Brandon Ingram		50 - Justin Robinson	
Pts	26, 2x; last vs. Elon (12/28/15) same	Pts	- -
Rebs	14 vs. Georgia Southern (12/15/15) same	Rebs	- -
Asts	3, 5x; last vs. NC State (1/23/16) same	Asts	- -
Blks	6 vs. Virginia Tech (1/9/16) same	Blks	- -
Stls	3, 3x; last vs. Wake Forest (1/6/16) same	Stls	- -
Mins	42 vs. Utah (12/19/15) same	Mins	- -
		53 - Brennan Besser	
		Pts	- -
		Rebs	- -
		Asts	- -
		Blks	- -
		Stls	- -
		Mins	1 vs. Elon (12/28/15) same

The Last Time It Happened ...

TEAM

Duke Was Ranked (AP Poll)

No. 1	Jan. 21, 2013
Top 5 (2-5)	Nov. 16, 2015
Top 10 (6-10)	Jan. 11, 2016
Top 25 (11-25)	Jan. 18, 2016

Duke Played a Ranked Opponent (AP Poll)

No. 1	vs. Syracuse on Feb. 22, 2014
Top 5	vs. No. 2 Kentucky on Nov. 17, 2015
Top 10	vs. No. 7 Gonzaga on March 29, 2015
Top 25	vs. No. 23 Michigan State on April 4, 2015

Duke Defeated a Ranked Opponent (AP Poll)

No. 1	vs. Syracuse (66-60) on Feb. 22, 2014
Top 5	vs. No. 3 Wisconsin (68-63) on April 6, 2015
Top 10	vs. No. 7 Gonzaga (66-52) on March 29, 2015
Top 25	vs. No. 23 Michigan State (81-61) on April 4, 2015

Duke Lost To a Ranked Opponent (AP Poll)

No. 1	vs. North Carolina (76-68) on Mar. 8, 2008
Top 5	vs. No. 2 Kentucky (74-63) on Nov. 17, 2015
Top 10	vs. No. 8 Notre Dame (77-73) on Jan. 28, 2015
Top 25	vs. No. 11 Notre Dame (74-64) on March 13, 2015

Duke Faced No. 1 (AP Poll)

Home	vs. Syracuse (W, 66-60) on Feb. 22, 2014
Road	vs. North Carolina (L, 83-69) on March 7, 1993
Neutral	vs. Arizona (W, 95-87) on Nov. 26, 1997

100 Points by a Team

By Duke	103 vs. LBSU (12/30/15)
By Opponent	101 by North Carolina (2/11/09)

40+ Point Win

By Duke	94-51 vs. Wake Forest (3/4/15)
By Opponent	109-66 by Virginia (3/11/83)

30-39 Point Win

By Duke	105-66 vs. Elon (12/28/15)
By Opponent	103-73 by UNLV (4/2/90)

Overtime Game

Duke Win	91-86 vs. Virginia Tech (2/25/15)
Duke Loss	77-75 vs. Utah (12/19/15)

Double Overtime Game

Duke Win	66-63 vs. Virginia Tech (12/1/69)
Duke Loss	94-80 at Wake Forest (2/13/03)

Triple Overtime Game

Duke Win	73-72 vs. Clemson (2/24/82)
Duke Loss	70-68 at Virginia (2/25/58)

Won The Game In The Final Seconds

By Duke	Austin Rivers 3-pointer at 0.0 seconds
	Duke Defeated North Carolina, 85-84 (2/8/12)
By Opponent	Michael Snaer 3-pointer at 0.0 seconds
	Florida State Defeated Duke, 76-73 (1/21/12)

5+ Players in Double-Digit Scoring

By Duke	vs. Virginia Tech (1/9/16)
By Opponent	by NC State (1/23/16)

Made 40-49 Field Goals

By Duke	40 vs. Fairfield (11/15/14)
By Opponent	42 by Florida State (2/4/06)

Made 50+ Field Goals

By Duke	50 vs. Mercer (12/21/97)
By Opponent	N/A

Made Fewer Than 20 Field Goals

By Duke	18 vs. Connecticut (12/18/14)
By Opponent	19 by Utah State (11/29/15)

Had 70-79 Field Goal Attempts

By Duke	76 vs. Elon (12/28/15)
By Opponent	71 by Syracuse (1/18/16)

Had 80-89 Field Goal Attempts

By Duke	84 vs. Portland (11/25/01)
By Opponent	83 by North Carolina (2/18/15)

Had 90-99 Field Goal Attempts

By Duke	90 vs. Wake Forest (12/18/70)
By Opponent	91 by William & Mary (12/3/73)

Had 100+ Field Goal Attempts

By Duke	102 vs. N.C. State (3/5/55)
By Opponent	100 by N.C. State (2/20/74)

Had Fewer Than 30 Field Goal Attempts

By Duke	23 vs. North Carolina (2/24/79)
By Opponent	29 by North Carolina (3/8/02)

Shot Over 60 Percent From The Field

By Duke	.630 (34-of-54) vs. Robert Morris (3/20/15)
By Opponent	.648 (35-of-54) by Vermont (11/24/13)

Shot Over 70 Percent From The Field

By Duke	.704 (38-of-54) vs. Davidson (11/8/13)
By Opponent	.700 (7-of-10) by Wake Forest (2/7/10)

Shot Less Than 30 Percent From The Field

By Duke	.299 (23-of-77) vs. Utah (12/19/15)
By Opponent	.295 (18-of-61) by Louisville (1/17/15)

Made 10+ Three-Point Field Goals

By Duke	10 vs. NC State (1/23/16)
By Opponent	11 by Syracuse (1/18/16)

Made 15+ Three-Point Field Goals

By Duke	16 vs. Presbyterian (11/14/14)
By Opponent	16 by Wake Forest (3/10/95)

Made 0 Three-Point Field Goals

By Duke	0-4 vs. Hawai'i (12/30/89)
By Opponent	0-8 by Tennessee (11/21/11)

Had 30+ Three-Point Field Goal Attempts

By Duke	37 vs. Syracuse (1/18/16)
By Opponent	31 by Elon (12/28/15)

Shot Over 60 Percent From The 3-Point Line

By Duke	.625 (10-of-16) vs. North Carolina (2/18/15)
By Opponent	.625 (10-of-16) by NC State (1/11/15)

Shot Over 70 Percent From The 3-Point Line

By Duke	.706 (12-of-17) vs. Virginia Tech (2/21/13)
By Opponent	.727 (8-of-11) by Georgia Tech (2/4/15)

Shot Over 80 Percent From The 3-Point Line

By Duke	.800 (8-of-10) vs. Minnesota (11/22/12)
By Opponent	.800 (12-of-15) by N. Carolina (3/5/83)

Shot Less Than 20 Percent From 3-Point Line

By Duke	.176 (3-of-17) vs. Notre Dame (3/13/15)
By Opponent	.083 (1-of-12) vs. Virginia Tech (1/9/16)

Made 30-39 Free Throws

By Duke	34 vs. Florida State (1/25/14)
By Opponent	32 by Florida State (3/1/06)

Made 40+ Free Throws

By Duke	40 vs. Southern Illinois (11/20/08)
By Opponent	42 by Wake Forest (12/20/68)

Made 5 Or Fewer Free Throws

By Duke	2 vs. Clemson (1/13/16)
By Opponent	3 by Syracuse (1/18/16)

Had 40-49 Free Throw Attempts

By Duke	43 vs. Florida State (1/25/14)
By Opponent	40 by Florida State (3/1/06)

Had 50+ Free Throw Attempts

By Duke	54 vs. Fairfield (11/14/98)
By Opponent	51 by Arizona (2/24/91)

Shot Over 90 Percent From The Foul Line

By Duke	.926 (25-of-27) vs. Wake Forest (1/6/16)
By Opponent	.923 (12-of-13) by Clemson (1/13/16)

Shot 100 Percent From The Foul Line

By Duke	2-of-2 vs. San Diego State (3/22/15)
By Opponent	13-of-13 by North Carolina (3/7/15)

Had 50-59 Rebounds

By Duke	53 vs. Elon (12/28/15)
By Opponent	56 by Utah (12/19/15)

Had 60+ Rebounds

By Duke	61 vs. William & Mary (12/2/72)
By Opponent	65 by Clemson (2/15/75)

Five Players Fouled Out

By Duke	vs. Wake Forest (2/17/08)
By Opponent	by Maryland (2/10/90)

Had 20-29 Assists

By Duke	28 vs. Robert Morris (3/20/15)
By Opponent	21 by North Carolina (2/18/15)

Had 30+ Assists

By Duke	30 vs. Presbyterian (11/14/14)
By Opponent	30 by Maryland (2/10/90)

Had 10+ Blocked Shots

By Duke	10 vs. Boston College (1/3/15)
By Opponent	10 by NC State (1/11/15)

Had 15+ Steals

By Duke	16 vs. Loyola [Md] (12/31/08)
By Opponent	15 by Oregon (11/27/10)

Had 20+ Turnovers

By Duke	21 vs. Michigan State (11/15/11)
By Opponent	21 by NC State (1/18/14)

Had 30+ Turnovers

By Duke	33 by Maryland (2/9/91)
By Opponent	31 by Eastern Kentucky (11/25/07)

Committed 10 Or Fewer Turnovers

By Duke	9 vs. NC State (1/23/16)
By Opponent	9 by NC State (1/23/16)

The Last Time It Happened ...

INDIVIDUAL

30-39 Points by a Player

By Duke	30, Luke Kennard vs. Notre Dame (1/16/16)
By Opp.	31, Bonzie Colson, Notre Dame (1/16/16)

40+ Points by a Player

By Duke	40, J.J. Redick vs. Virginia (1/28/06)
By Opp.	40, Bootsy Thornton, St. John's (1/24/99)

Two Players Scored 20 or More Points

By Duke	Grayson Allen (28) & Brandon Ingram (25) vs. NC State (1/23/16)
By Opp.	Bonzie Colson (31), Demetrius Jackson (24) & Steve Vasturia (22), Notre Dame (1/16/16)

Three Players Scored 20-29 Points

By Duke	Jabari Parker (22), Rodney Hood (22), Quinn Cook (21) & Rasheed Sulaimon (20) vs. Davidson (11/8/13)
By Opp.	Bonzie Colson (31), Demetrius Jackson (24) & Steve Vasturia (22), Notre Dame (1/16/16)

Four Players Scored 20-29 Points

By Duke	Jabari Parker (22), Rodney Hood (22), Quinn Cook (21) & Rasheed Sulaimon (20) vs. Davidson (11/8/13)
By Opp.	n/a

Two Players Scored 30 Or More Points

By Duke	Gerald Henderson (35) & Jon Scheyer (30) vs. Wake Forest (2/22/09)
By Opp.	Brian Oliver (31) & Dennis Scott (31), Georgia Tech (3/10/90)

10+ Field Goals Made by a Player

By Duke	Grayson Allen (11) & Luke Kennard (10) vs. NC State (1/23/16)
By Opp.	Bonzie Colson (12) & Demetrius Jackson (10), Notre Dame (1/16/16)

15+ Field Goals Made by a Player

By Duke	15, Christian Laettner vs. Ga. Tech (1/11/92)
By Opp.	17, Al Thornton, Florida State (2/4/06)

20-29 Field Goal Attempts by a Player

By Duke	24, Jabari Parker vs. Virginia (3/16/14)
By Opp.	22, Marcquise Reed, Robert Morris (3/20/15)

30+ Field Goal Attempts by a Player

By Duke	31, Bob Verga vs. Penn State (1/3/67)
By Opp.	32, Al Thornton, Florida State (2/4/06)

Player Shot 1.000 With 5+ Field Goal Attempts

By Duke	7-7, Marshall Plumlee vs. Wake Forest (1/6/16)
By Opp.	5-5, Gabe Knutson, Lehigh (3/16/12)

Player Shot .800 With 10+ Field Goal Attempts

By Duke	9-11 (.818), Jahlil Okafor vs. Robert Morris (3/20/15)
By Opp.	9-11 (.818), Devin Thomas, Wake Forest (1/6/16)

Player Shot .900 With 10+ Field Goal Attempts

By Duke	9-10 (.900), Jahlil Okafor vs. Presbyterian (11/14/14)
By Opp.	9-10 (.900), Reggie Johnson, Miami [Fla.] (1/2/11)

5+ 3pt Field Goals Made by a Player

By Duke	5, Matt Jones vs. Indiana (12/2/15)
By Opp.	5, Tanner Samson, Elon (12/28/15)

10+ 3pt Field Goal Attempts by a Player

By Duke	11, Matt Jones vs. Syracuse (1/18/16)
By Opp.	11, Hunter Ware, Bryant (11/14/15)

Player Shot .800 With 5+ 3pt Field Goal Attempts

By Duke	4-5 (.800), Luke Kennard vs. Utah State (11/29/15)
By Opp.	4-5 (.800), Marquis Wright, Siena (11/13/15)

10+ Free Throws Made by a Player

By Duke	15, Grayson Allen vs. LBSU (12/30/15)
By Opp.	10, Manu Lecomte, Miami (1/13/15)

15+ Free Throws Made by a Player

By Duke	15, Grayson Allen vs. LBSU (12/30/15)
By Opp.	15, Al Thornton, Florida State (2/4/06)

10+ Free Throws Attempted by a Player

By Duke	10, Marshall Plumlee vs. Virginia Tech (1/9/16)
By Opp.	12, Devin Bookert, Florida State (2/9/15)

15+ Free Throws Attempted by a Player

By Duke	17, Grayson Allen vs. LBSU (12/30/15)
By Opp.	17, Anthony Gill, Virginia (3/16/14)

Player Shot 1.000 With 10+ Free Throw Attempts

By Duke	12-of-12, Tyus Jones vs. North Carolina (3/7/15)
By Opp.	10-of-10, Jerami Grant, Syracuse (2/1/14)

10+ Rebounds by a Player

By Duke	Marshall Plumlee (17) & Brandon Ingram (11) vs. Syracuse (1/18/16)
By Opp.	20, Tyler Roberson, Syracuse (1/18/16)

15+ Rebounds by a Player

By Duke	17, Marshall Plumlee vs. Syracuse (1/18/16)
By Opp.	20, Tyler Roberson, Syracuse (1/18/16)

20+ Rebounds by a Player

By Duke	20, Jahlil Okafor vs. Elon (12/15/14)
By Opp.	20, Tyler Roberson, Syracuse (1/18/16)

Two Players with 10 or More Rebounds

By Duke	Marshall Plumlee (17) & Brandon Ingram (11) vs. Syracuse (1/18/16)
By Opp.	Zach Auguste (14) & Bonzie Colson (11), Notre Dame (1/16/16)

5+ Offensive Rebounds by a Player

By Duke	6, Marshall Plumlee vs. NC State (1/23/16)
By Opp.	12, Tyler Roberson, Syracuse (1/18/16)

10+ Defensive Rebounds by a Player

By Duke	10, Brandon Ingram vs. Elon (12/28/15)
By Opp.	10, Zach Auguste, Notre Dame (1/16/16)

10+ Assists by a Player

By Duke	12, Tyus Jones vs. Florida State (2/9/15)
By Opp.	12, Jerian Grant, Notre Dame (1/28/15)

5+ Blocked Shots by a Player

By Duke	6, Brandon Ingram vs. Virginia Tech (1/9/16)
By Opp.	5, Rakeem Christmas, Syracuse (2/14/15)

5+ Steals by a Player

By Duke	6, Justise Winslow vs. Wake Forest (3/4/15)
By Opp.	5, Trevor Cooney, Syracuse (2/14/15)

Double-Double by a Player*

By Duke	Marshall Plumlee (19/17) & Brandon Ingram (13/11) vs. Syracuse (1/18/16)
By Opp.	14/20, Tyler Roberson, Syracuse (1/18/16)

20 - 20 Games (Points - Rebounds)

By Duke	25/20, Jahlil Okafor vs. Elon (12/15/14)
By Opp.	26/24, Sean May, North Carolina (3/6/05)

Triple-Double by a Player^

By Duke	19/11/10 blocks, Shelden Williams vs. Maryland (1/11/06)
By Opp.	16/15/10 blocks, Tree Rollins Clemson (2/23/77)

*Double-doubles are points and rebounds unless otherwise indicated

^Triple-doubles are points, rebounds, and assists unless indicated

Duke Miscellaneous Statistics

Games as Leading Scorer			Technical Fouls			DUKE'S 2015-16 RECORD WHEN ...		
Grayson Allen	9		Opponent	2		Plays at home	10-2	
Brandon Ingram	5		Duke	0		Plays on the road	3-1	
Luke Kennard	3		Forced Five-Second Calls			Plays at neutral site	2-2	
Matt Jones	2		Opponent	1		Record vs. the ACC (regular season)	4-3	
Marshall Plumlee	2		Duke	0		Record against non-conference	11-2	
Amile Jefferson	1		Four-Point Plays			Wins the game before	11-3	
Games as Leading Rebounder			Opponent	0		Loses the game before	3-2	
Amile Jefferson	8		Duke	2		Leads at half	12-3	
Marshall Plumlee	8		Three-Point Plays			Trails at half	3-2	
Brandon Ingram	3		Opponent	18		Tied at half	0-0	
Grayson Allen	2		Duke	32		Plays an overtime game	0-1	
Luke Kennard	1		Brandon Ingram	8		Shoots 50% or better	9-1	
Games Leading in Assists			Grayson Allen	7		Shoots less than 50%	6-4	
Grayson Allen	13		Marshall Plumlee	6		Opp. shoots 50% or less	12-5	
Derryck Thornton	7		Derryck Thornton	3		Shoots better than opp.	14-3	
Brandon Ingram	2		Luke Kennard	2		Shoots worse than opp.	1-2	
Amile Jefferson	2		Amile Jefferson	2		Has more FTs made than opp.	14-4	
Matt Jones	2		Chase Jeter	2		Has equal FTs made	0-0	
Chase Jeter	1		Matt Jones	2		Has less FTs made than opp.	1-1	
Luke Kennard	1		Jump Balls Controlled			Outrebounds opp.	12-0	
Marshall Plumlee	1		Opponent	11		Is outrebounded	2-4	
Double-Figure Scoring Games			Duke	10		Has equal rebounds	1-1	
Grayson Allen	18		Marshall Plumlee	10		Has more TOs than opp.	3-4	
Brandon Ingram	16		Duke's First Substitution			Has equal or less TOs than opp.	12-1	
Matt Jones	13		Luke Kennard	11		Scores more/equal bench pts.	7-2	
Luke Kennard	12		Derryck Thornton	10		Scores less bench pts.	8-3	
Marshall Plumlee	6		Chase Jeter	5		Plays a ranked opp.	0-1	
Derryck Thornton	6		Brandon Ingram	2		Makes 5+ 3-Pt. shots	15-5	
Amile Jefferson	5		Grayson Allen	1		No Duke player fouls out	13-3	
30+ Point Games			Largest Halftime Lead			1+ Duke player fouls out	1-2	
Grayson Allen	3		39 [70-31] vs. Elon (12/28/15)			Has 20+ assists	0-0	
Luke Kennard	1		Largest Halftime Deficit			Wears white uniforms	10-4	
20+ Point Games			7 [43-36] vs. NC State (1/23/16)			Wears blue uniforms	1-0	
Grayson Allen	9		Largest Duke Lead			Wears black uniforms	4-1	
Brandon Ingram	8		45 [105-60] vs. Elon (12/28/15)			Plays in tournaments	5-2	
Luke Kennard	4		Largest Duke Deficit			Plays on television	15-5	
Matt Jones	2		16 [71-55] vs. Kentucky (11/17/15)			Plays in November	6-1	
Marshall Plumlee	1		Largest Duke Win			Plays in December	5-1	
20+ Rebound Games			39 [105-66] vs. Elon (12/28/15)			Plays in January	4-3	
10+ Rebound Games			Largest Duke Defeat			Plays in February	0-0	
Marshall Plumlee	6		11 [74-63] vs. Kentucky (11/17/15)			Plays in March	0-0	
Amile Jefferson	5		Most Consecutive Points Scored			Plays in April	0-0	
Brandon Ingram	3		18 vs. Elon (12/28/15)			Plays during the day	5-2	
Grayson Allen	1		Most Consecutive Points Allowed			Plays at night	10-3	
Double-Doubles			12 vs. Indiana (12/2/15)			Plays on Sunday	2-0	
Marshall Plumlee	4		Longest Winning Streak			Plays on Monday	1-1	
Brandon Ingram	3		7, Nov. 20 - Dec. 15			Plays on Tuesday	1-1	
Amile Jefferson	3		Longest Losing Streak			Plays on Wednesday	4-1	
Grayson Allen	1		3, Jan. 13-18			Plays on Thursday	0-0	
10+ Assist Games			Largest Home Crowd			Plays on Friday	2-0	
Dunks			9,314, 12x; last vs. Syracuse (1/18/16)			Plays on Saturday	5-2	
Opponent	47		Largest Road Crowd			Margin is 5 pts. or less	1-4	
Duke	66		19,500 vs. NC State (1/23/16)			Margin is 10 pts. or less	2-0	
Charges Drawn			Largest Neutral Crowd			Margin is between 11-20	5-1	
Opponent	16		20,917 vs. Kentucky (11/17/15)			Margin is more than 20	7-0	
Duke	18		Longest Winning Streak			Has a 20-pt. scorer	14-2	
Marshall Plumlee	32		7, Nov. 20 - Dec. 15			Has a 30-pt. scorer	3-1	
Grayson Allen	14		Longest Losing Streak			Scores 59 points or less	0-0	
Brandon Ingram	12		3, Jan. 13-18			Scores 60+ points	15-5	
Amile Jefferson	2		Largest Duke Lead			Scores 70+ points	15-2	
Chase Jeter	2		45 [105-60] vs. Elon (12/28/15)			Scores 80+ points	14-1	
Luke Kennard	2		Largest Duke Deficit			Scores 90+ points	7-1	
Sean Obi	1		16 [71-55] vs. Kentucky (11/17/15)			Scores 100+ points	3-0	
Derryck Thornton	1		Most Consecutive Points Scored					
Charges Drawn			18 vs. Elon (12/28/15)					
Opponent	16		Most Consecutive Points Allowed					
Duke	18		12 vs. Indiana (12/2/15)					
Grayson Allen	6		Longest Winning Streak					
Derryck Thornton	4		7, Nov. 20 - Dec. 15					
Chase Jeter	3		Longest Losing Streak					
Luke Kennard	2		3, Jan. 13-18					
Brandon Ingram	2		Largest Duke Lead					
Marshall Plumlee	1		45 [105-60] vs. Elon (12/28/15)					

Duke Basketball in the Polls

The Duke basketball program has held a prominent spot in the national basketball scene since the beginning of the post-World War II era. The final national rankings are just one measuring stick in which the Blue Devils are among the elite in the history of the sport.

In the Coach K era, which began in 1980-81, Duke has finished in the Associated Press top 25 a total of 29 seasons, including seven times as the No. 1 team in the nation. With consecutive AP number one finishes from 1999-2002, Duke became the first school in college basketball history to be ranked at the top of the final AP poll for four straight years.

- Duke has been ranked No. 1 in 19 of the past 30 years (AP & USA Today polls).
- **Mike Krzyzewski** has spent more weeks ranked in the top 25 (556 weeks), top 10 (486) and No. 1 (109) than any other active coach (AP poll only).
- Duke has been ranked No. 1 in 96 weeks since 1990, the most by any school in the nation. The next closest school is North Carolina at 54 weeks during the same time period.
- Duke has been No. 1 109 weeks (218 games, 190-28) in the AP poll since 1986.
- Of the 1,216 games coached at Duke by **Mike Krzyzewski**, 1,075 of them have come as a ranked team (88.4 percent). Duke's record as a ranked team since 1981 is 884-191.
- Under Coach K, Duke has played more games as a No. 1 team (218) than it has as an unranked team (141).
- The Blue Devils were ranked in the top 25 of the AP poll in 380 consecutive games (Nov. 20, 1996-Feb. 11, 2007).
- Duke has been ranked No. 1 in the nation 127 weeks overall, the second-highest figure in NCAA history behind only UCLA (134).
- Duke finished in the top 10 for 10 consecutive seasons from 1997-2006 – second all-time behind UCLA (13 straight years - 1967-79).
- Duke's 1991-92 team is one of only 12 schools in college basketball history to be ranked No. 1 for the entire season.
- Duke has been ranked in 369 of the last 371 AP polls (dating back to the start of the 1996-97 season). The Blue Devils have been ranked in the top 10 for 334 weeks in that span.

NO. 1. BLUE DEVILS

- The Blue Devils have been ranked No. 1 in the AP Poll in 16 different seasons under **Mike Krzyzewski**.

Seasons Ranked No. 1	
Mike Krzyzewski	16
John Wooden	12
Roy Williams	12
Dean Smith	10

FINAL NO. 1 RANKINGS

- Since 1986, Duke has claimed the No. 1 ranking in the final AP poll seven times. The Blue Devils finished the season ranked No. 1 in the AP poll for four consecutive seasons (1999-2002), an unprecedented feat in college basketball history.

End Of Season No. 1 Rankings	
Duke	7
North Carolina	3
UNLV	2
Kansas	2
Ohio State	2
Kentucky	2

COACH K AT NO. 1

- **Mike Krzyzewski** has coached in 218 games with his Blue Devils as the nation's No. 1 team (AP poll only), compiling a 190-28 (.872) record. Coach K's 218 games at No. 1 rank second all-time in NCAA history, as do his 190 victories:

Coach	No. of Games as No. 1 Team	Record (Pct.)
John Wooden	228	217-11 (.952)
Mike Krzyzewski	218	190-28 (.872)
Dean Smith	134	113-21 (.843)
Adolph Rupp	118	100-18 (.847)

MORE FROM THE TOP SPOT

- Since the 1997-98 season, Duke has been ranked No. 1 in the AP poll 72 weeks, 33 more than the next closest team. The Blue Devils reached the top ranking seven consecutive seasons from 1998-2004, becoming just the second program in NCAA history to accomplish that feat. UCLA holds the record with 12 consecutive seasons being ranked No. 1 at some point (1964-75).

Top-ranked Teams (since 1997-98)		
	Seasons Ranked No. 1	Weeks Ranked No. 1
Duke	11	72
North Carolina	7	39
Kentucky	6	33
Connecticut	5	27
Arizona	4	26
Kansas	6	23
Stanford	3	16
Illinois	1	15
Florida	4	14
Cincinnati	1	12
Syracuse	3	10
Ohio State	2	9
Indiana	1	9
Michigan State	3	9
UCLA	1	6
Memphis	1	5
Gonzaga	1	3
Pittsburgh	1	3
Wake Forest	2	3
Louisville	2	2
Alabama	1	2
Texas	1	2
St. Joseph's	1	1
Wisconsin	1	1
Tennessee	1	1
Michigan	1	1
Oklahoma	1	1

DUKE IN THE AP POLL

Total Polls Ranked	748
Top 10 Rankings	626
Longest Consecutive Polls Ranked	200 ¹
Current Streak	166

Years Ranked	
Total Years	55
Consecutive Years	33
Current Streak	33

Final Poll	
Total Polls	44
Top 10	35
High Rank	1 (seven times)

No. 1 Ranking	
Total Rankings	127
Most No. 1 Weeks in Succession	18

Weeks Ranked By Ranking	
First Ranked: Dec. 11, 1951 (No. 12)	
Last Ranked: Jan. 18, 2016 (No. 20)	

Rank	Weeks
No. 1	127
No. 2	75
No. 3	71
No. 4	48
No. 5	53
No. 6	69
No. 7	53
No. 8	55
No. 9	36
No. 10	39
No. 11	17
No. 12	13
No. 13	15
No. 14	14
No. 15	12
No. 16	12
No. 17	13
No. 18	9
No. 19	8
No. 20	6
No. 21	2
No. 22	–
No. 23	1
No. 24	–
No. 25	–

¹ - Duke was ranked in the top 25 of 200 consecutive AP polls from 1997 through 2007, the second-longest streak in college basketball history.

DUKE IN THE RANKINGS

Date	AP	Coaches
Preseason	5	4
Nov. 16	5	4
Nov. 23	6	3
Nov. 30	7	5
Dec. 7	8	5
Dec. 14	7	6
Dec. 21	15	10
Dec. 28	15	12
Jan. 4	14	10
Jan. 11	9	6
Jan. 18	20	12

ALL-TIME RECORD - RANKED

Rk	W-L	Pct.
1	214-33	.866
2	121-20	.858
3	115-23	.833
4	81-15	.844
5	82-26	.759
6	116-31	.789
7	84-24	.778
8	76-18	.817
9	53-16	.768
10	39-13	.750
11	20-9	.690
12	18-6	.750
13	28-4	.875
14	17-4	.810
15	19-5	.792
16	11-10	.523
17	16-9	.640
18	9-4	.692
19	6-7	.462
20	9-1	.900
21	2-1	.667
22	0-0	-
23	2-0	1.000
24	0-0	-
25	0-0	-
Total	1,138-279	.803

ALL-TIME RECORD - VS. RANKED

Rk	W-L	Pct.
1	9-21	.300
2	16-27	.372
3	14-22	.371
4	11-19	.367
5	11-19	.367
6	16-9	.640
7	16-15	.516
8	9-17	.346
9	14-14	.500
10	10-7	.588
11	15-13	.536
12	12-5	.706
13	16-10	.615
14	19-8	.704
15	13-8	.619
16	9-6	.600
17	11-10	.524
18	11-8	.579
19	13-7	.650
20	10-10	.500
21	6-1	.857
22	7-3	.700
23	10-2	.833
24	6-2	.750
25	2-1	.667
Total	286-264	.520

(AP poll only)

NO. 1 RANKINGS SINCE 1990

• Duke has been ranked No. 1 a total of 96 weeks since 1990, 42 more weeks than the next closest school (North Carolina).

Weeks Ranked No. 1 (since 1990)

Duke	96
North Carolina	54
Kansas	48
Kentucky	38
Connecticut	29
Arizona	26
UNLV	18
Stanford	16
Cincinnati	15
Illinois	15
Arkansas	11

ACC SCHOOLS AT NO. 1

• Duke has earned 127 No. 1 rankings all-time. The Blue Devils' 127 top rankings are 17 more than the next closest ACC school.

Weeks Ranked No. 1 (ACC schools only)

Duke	127
North Carolina	110
NC State	13
Virginia	12
Syracuse	3
Wake Forest	3
Georgia Tech	1
Boston College	0
Clemson	0
Florida State	0
Louisville	0
Miami	0
Notre Dame	0
Pittsburgh	0
Virginia Tech	0

Rankings include only those since schools joined ACC

CONSECUTIVE AP POLLS RANKED

• Duke was ranked in the top 25 of 200 consecutive AP polls from 1996 through 2007, the second-longest streak in college basketball history.

• The Blue Devils have an active string of 166 straight weeks ranked as well as a string of 143 consecutive weeks ranked from 1986 through the beginning of the 1994-95 season.

All-Time Consecutive AP Polls Ranked

Team	Consecutive AP Polls Ranked
1. UCLA	221 (1966-80)
2. Duke	200 (1996-07)
3. North Carolina	172 (1990-00)
4. North Carolina	171 (1972-82)
t-5. Duke	166 (2007-present)*
t-5. Marquette	166 (1969-79)
7. Kentucky	164 (1990-99)
8. Kansas	145 (1991-99)
9. Duke	143 (1986-95)
10. Arizona	141 (1987-95)

** Denotes active streak*

CONSECUTIVE SEASONS AT NO. 1

• Duke was ranked No. 1 in the AP Poll for seven straight seasons from 1998-2004, the second longest stretch in NCAA history.

Most Consecutive Seasons Ranked No. 1

Team	Consecutive Seasons	Years
UCLA	12	1964-75
Duke	7	1998-04
Kansas	5	1994-97
Duke	3	1992-94
North Carolina	3	1986-88
North Carolina	3	1982-84
North Carolina	3	1957-59

AP TOP 10 RANKING STREAK

• Duke was ranked in the top 10 of the AP Poll an ACC-record 122 consecutive weeks prior to falling to No. 16 in the Jan. 6, 2014, poll.

• The last time prior to the Jan. 6 poll that Duke was not ranked in the top 10 was Nov. 19, 2007.

Consecutive Weeks Ranked in the AP Top 10 - ACC

Team	Weeks	Span
Duke	122	11/26/07 - 1/6/14
Duke	75	12/26/61 - 12/6/66
Duke	69	1/22/91 - 12/26/94
Maryland	68	11/25/72 - 3/2/76
Duke	67	12/20/99 - 3/3/03

Consecutive Weeks Ranked in the AP Top 10 - NCAA

Team	Weeks	Span
UCLA	155	11/15/66 - 1/20/76
Duke	122	11/26/07 - 1/6/14
Kentucky	91	3/14/94 - 2/15/99
Kansas	76	11/21/94 - 12/7/98
Duke	75	12/26/61 - 12/6/66
Duke	69	1/22/91 - 12/26/94
Maryland	68	11/25/72 - 3/2/76
Duke	67	12/20/99 - 3/3/03
Marquette	66	2/17/70 - 2/26/74
North Carolina	62	3/6/06 - 11/16/09
North Carolina	62	2/26/85 - 1/10/89

2015-16 Box Scores

[5/4] Duke 92, Siena 74 Game 1 • Nov. 13, 2015 • Durham, N.C.															[5/4] Duke 113, Bryant 75 Game 2 • Nov. 14, 2015 • Durham, N.C.															[5/4] Duke 63, [2/2] Kentucky 74 Game 3 • Nov. 17, 2015 • Chicago, Ill.																																																																																																																																																																																																																																																																																																																																																																																																																																																																																																																																																																																																																																																																																																																																
<table><tr><td>Siena</td><td></td><td>FG</td><td>3FG</td><td>FT</td><td>REB</td><td>PF</td><td>TP</td><td>A</td><td>TO</td><td>B</td><td>S</td><td>Min</td><td colspan="2"></td></tr><tr><td>Ogunyemi</td><td>f</td><td>6-15</td><td>0-1</td><td>3-7</td><td>2-3-5</td><td>5</td><td>15</td><td>0</td><td>2</td><td>1</td><td>1</td><td>30</td><td colspan="2"></td></tr><tr><td>Bisping</td><td>f</td><td>3-9</td><td>1-3</td><td>3-5</td><td>0-6-6</td><td>4</td><td>10</td><td>1</td><td>1</td><td>1</td><td>1</td><td>31</td><td colspan="2"></td></tr><tr><td>Wright</td><td>g</td><td>8-14</td><td>4-5</td><td>0-0</td><td>4-3-7</td><td>5</td><td>20</td><td>5</td><td>3</td><td>0</td><td>3</td><td>25</td><td colspan="2"></td></tr><tr><td>Oliver</td><td>g</td><td>2-4</td><td>1-2</td><td>0-0</td><td>1-7-8</td><td>5</td><td>5</td><td>1</td><td>1</td><td>0</td><td>0</td><td>22</td><td colspan="2"></td></tr><tr><td>Long</td><td>g</td><td>4-8</td><td>0-0</td><td>7-7</td><td>0-5-5</td><td>3</td><td>15</td><td>3</td><td>5</td><td>0</td><td>1</td><td>33</td><td colspan="2"></td></tr><tr><td>Wormley</td><td></td><td>1-3</td><td>1-2</td><td>0-0</td><td>1-1-2</td><td>1</td><td>3</td><td>0</td><td>2</td><td>0</td><td>1</td><td>18</td><td colspan="2"></td></tr><tr><td>Gottfried</td><td></td><td>1-1</td><td>0-0</td><td>0-0</td><td>0-0-0</td><td>0</td><td>2</td><td>0</td><td>0</td><td>0</td><td>0</td><td>3</td><td colspan="2"></td></tr><tr><td>Clareth</td><td></td><td>1-6</td><td>0-2</td><td>0-2</td><td>2-1-3</td><td>2</td><td>2</td><td>1</td><td>2</td><td>0</td><td>0</td><td>16</td><td colspan="2"></td></tr><tr><td>Merrill</td><td></td><td>0-0</td><td>0-0</td><td>0-0</td><td>0-0-0</td><td>0</td><td>0</td><td>0</td><td>0</td><td>0</td><td>0</td><td>0+</td><td colspan="2"></td></tr><tr><td>Paige</td><td></td><td>0-0</td><td>0-0</td><td>0-0</td><td>0-0-0</td><td>0</td><td>0</td><td>0</td><td>1</td><td>0</td><td>0</td><td>2</td><td colspan="2"></td></tr><tr><td>LaRose</td><td></td><td>0-0</td><td>0-0</td><td>0-0</td><td>0-0-0</td><td>1</td><td>0</td><td>0</td><td>0</td><td>0</td><td>0</td><td>3</td><td colspan="2"></td></tr><tr><td>Fisher</td><td></td><td>1-3</td><td>0-1</td><td>0-0</td><td>1-0-1</td><td>2</td><td>2</td><td>0</td><td>0</td><td>0</td><td>0</td><td>10</td><td colspan="2"></td></tr><tr><td>Silas</td><td></td><td>0-1</td><td>0-0</td><td>0-0</td><td>0-2-2</td><td>1</td><td>0</td><td>0</td><td>0</td><td>0</td><td>0</td><td>7</td><td colspan="2"></td></tr><tr><td>Team</td><td></td><td></td><td></td><td></td><td>1-0-1</td><td></td><td></td><td></td><td></td><td></td><td></td><td></td><td colspan="2"></td></tr><tr><td>Totals</td><td></td><td>27-64</td><td>7-16</td><td>13-21</td><td>12-28-40</td><td>29</td><td>74</td><td>11</td><td>17</td><td>2</td><td>7</td><td>200</td><td colspan="2"></td></tr><tr><td>Pct.</td><td></td><td>42.2</td><td>43.8</td><td>61.9</td><td>DR: 3</td><td colspan="9"></td></tr></table>															Siena		FG	3FG	FT	REB	PF	TP	A	TO	B	S	Min			Ogunyemi	f	6-15	0-1	3-7	2-3-5	5	15	0	2	1	1	30			Bisping	f	3-9	1-3	3-5	0-6-6	4	10	1	1	1	1	31			Wright	g	8-14	4-5	0-0	4-3-7	5	20	5	3	0	3	25			Oliver	g	2-4	1-2	0-0	1-7-8	5	5	1	1	0	0	22			Long	g	4-8	0-0	7-7	0-5-5	3	15	3	5	0	1	33			Wormley		1-3	1-2	0-0	1-1-2	1	3	0	2	0	1	18			Gottfried		1-1	0-0	0-0	0-0-0	0	2	0	0	0	0	3			Clareth		1-6	0-2	0-2	2-1-3	2	2	1	2	0	0	16			Merrill		0-0	0-0	0-0	0-0-0	0	0	0	0	0	0	0+			Paige		0-0	0-0	0-0	0-0-0	0	0	0	1	0	0	2			LaRose		0-0	0-0	0-0	0-0-0	1	0	0	0	0	0	3			Fisher		1-3	0-1	0-0	1-0-1	2	2	0	0	0	0	10			Silas		0-1	0-0	0-0	0-2-2	1	0	0	0	0	0	7			Team					1-0-1										Totals		27-64	7-16	13-21	12-28-40	29	74	11	17	2	7	200			Pct.		42.2	43.8	61.9	DR: 3										<table><tr><td>Bryant</td><td></td><td>FG</td><td>3FG</td><td>FT</td><td>REB</td><td>PF</td><td>TP</td><td>A</td><td>TO</td><td>B</td><td>S</td><td>Min</td><td colspan="2"></td></tr><tr><td>Garvin</td><td>f</td><td>3-9</td><td>1-2</td><td>1-3</td><td>2-6-8</td><td>4</td><td>8</td><td>1</td><td>3</td><td>0</td><td>0</td><td>24</td><td colspan="2"></td></tr><tr><td>Scocca</td><td>f</td><td>0-1</td><td>0-0</td><td>3-4</td><td>0-0-0</td><td>4</td><td>3</td><td>0</td><td>0</td><td>0</td><td>0</td><td>13</td><td colspan="2"></td></tr><tr><td>Ware</td><td>g</td><td>9-15</td><td>6-11</td><td>0-0</td><td>0-0-0</td><td>0</td><td>24</td><td>2</td><td>2</td><td>0</td><td>0</td><td>37</td><td colspan="2"></td></tr><tr><td>Kostur</td><td>g</td><td>0-0</td><td>0-0</td><td>1-2</td><td>0-1-1</td><td>3</td><td>1</td><td>1</td><td>4</td><td>0</td><td>0</td><td>13</td><td colspan="2"></td></tr><tr><td>McLaughlin</td><td>g</td><td>2-3</td><td>0-0</td><td>1-3</td><td>0-2-2</td><td>4</td><td>5</td><td>6</td><td>6</td><td>0</td><td>0</td><td>39</td><td colspan="2"></td></tr><tr><td>Zouzoua</td><td></td><td>6-12</td><td>4-7</td><td>0-0</td><td>2-2-4</td><td>4</td><td>16</td><td>1</td><td>2</td><td>1</td><td>1</td><td>35</td><td colspan="2"></td></tr><tr><td>Toe</td><td></td><td>0-0</td><td>0-0</td><td>0-0</td><td>0-0-0</td><td>0</td><td>0</td><td>0</td><td>0</td><td>0</td><td>0</td><td>1</td><td colspan="2"></td></tr><tr><td>McHugh</td><td></td><td>0-1</td><td>0-0</td><td>0-0</td><td>0-1-1</td><td>0</td><td>0</td><td>1</td><td>0</td><td>0</td><td>0</td><td>1</td><td colspan="2"></td></tr><tr><td>Pettway</td><td></td><td>4-8</td><td>0-0</td><td>0-0</td><td>2-1-3</td><td>2</td><td>8</td><td>0</td><td>0</td><td>1</td><td>0</td><td>19</td><td colspan="2"></td></tr><tr><td>Riley</td><td></td><td>3-6</td><td>2-4</td><td>0-0</td><td>2-3-5</td><td>2</td><td>8</td><td>1</td><td>2</td><td>0</td><td>0</td><td>14</td><td colspan="2"></td></tr><tr><td>Levene</td><td></td><td>1-2</td><td>0-1</td><td>0-0</td><td>0-0-0</td><td>0</td><td>2</td><td>0</td><td>0</td><td>0</td><td>0</td><td>1</td><td colspan="2"></td></tr><tr><td>Oakley</td><td></td><td>0-1</td><td>0-1</td><td>0-0</td><td>0-0-0</td><td>0</td><td>0</td><td>0</td><td>0</td><td>0</td><td>0</td><td>3</td><td colspan="2"></td></tr><tr><td>Team</td><td></td><td></td><td></td><td></td><td>3-0-3</td><td></td><td></td><td></td><td></td><td></td><td></td><td></td><td colspan="2"></td></tr><tr><td>Totals</td><td></td><td>28-58</td><td>13-26</td><td>6-12</td><td>11-16-27</td><td>23</td><td>75</td><td>13</td><td>19</td><td>2</td><td>1</td><td>200</td><td colspan="2"></td></tr><tr><td>Pct.</td><td></td><td>48.3</td><td>50.0</td><td>50.0</td><td>DR: 2,1</td><td colspan="9"></td></tr></table>															Bryant		FG	3FG	FT	REB	PF	TP	A	TO	B	S	Min			Garvin	f	3-9	1-2	1-3	2-6-8	4	8	1	3	0	0	24			Scocca	f	0-1	0-0	3-4	0-0-0	4	3	0	0	0	0	13			Ware	g	9-15	6-11	0-0	0-0-0	0	24	2	2	0	0	37			Kostur	g	0-0	0-0	1-2	0-1-1	3	1	1	4	0	0	13			McLaughlin	g	2-3	0-0	1-3	0-2-2	4	5	6	6	0	0	39			Zouzoua		6-12	4-7	0-0	2-2-4	4	16	1	2	1	1	35			Toe		0-0	0-0	0-0	0-0-0	0	0	0	0	0	0	1			McHugh		0-1	0-0	0-0	0-1-1	0	0	1	0	0	0	1			Pettway		4-8	0-0	0-0	2-1-3	2	8	0	0	1	0	19			Riley		3-6	2-4	0-0	2-3-5	2	8	1	2	0	0	14			Levene		1-2	0-1	0-0	0-0-0	0	2	0	0	0	0	1			Oakley		0-1	0-1	0-0	0-0-0	0	0	0	0	0	0	3			Team					3-0-3										Totals		28-58	13-26	6-12	11-16-27	23	75	13	19	2	1	200			Pct.		48.3	50.0	50.0	DR: 2,1										<table><tr><td>Kentucky</td><td></td><td>FG</td><td>3FG</td><td>FT</td><td>REB</td><td>PF</td><td>TP</td><td>A</td><td>TO</td><td>B</td><td>S</td><td>Min</td><td colspan="2"></td></tr><tr><td>Lee</td><td>f</td><td>5-10</td><td>0-0</td><td>0-0</td><td>5-5-10</td><td>5</td><td>10</td><td>1</td><td>1</td><td>2</td><td>0</td><td>22</td><td colspan="2"></td></tr><tr><td>Labissiere</td><td>f</td><td>3-5</td><td>0-0</td><td>1-2</td><td>2-2-4</td><td>5</td><td>7</td><td>1</td><td>2</td><td>1</td><td>0</td><td>13</td><td colspan="2"></td></tr><tr><td>Briscoe</td><td>g</td><td>5-8</td><td>1-1</td><td>1-3</td><td>0-3-3</td><td>1</td><td>12</td><td>1</td><td>1</td><td>0</td><td>2</td><td>31</td><td colspan="2"></td></tr><tr><td>Murray</td><td>g</td><td>7-17</td><td>2-3</td><td>0-2</td><td>3-2-5</td><td>2</td><td>16</td><td>5</td><td>3</td><td>0</td><td>4</td><td>38</td><td colspan="2"></td></tr><tr><td>Ulis</td><td>g</td><td>6-13</td><td>0-4</td><td>6-6</td><td>0-4-4</td><td>0</td><td>18</td><td>6</td><td>0</td><td>1</td><td>2</td><td>40</td><td colspan="2"></td></tr><tr><td>Humphries</td><td></td><td>1-3</td><td>0-0</td><td>0-0</td><td>2-1-3</td><td>3</td><td>2</td><td>1</td><td>1</td><td>2</td><td>0</td><td>12</td><td colspan="2"></td></tr><tr><td>Poythress</td><td></td><td>3-10</td><td>0-1</td><td>3-5</td><td>4-3-7</td><td>4</td><td>9</td><td>0</td><td>0</td><td>1</td><td>0</td><td>30</td><td colspan="2"></td></tr><tr><td>Willis</td><td></td><td>0-1</td><td>0-1</td><td>0-0</td><td>0-0-0</td><td>1</td><td>0</td><td>0</td><td>0</td><td>0</td><td>0</td><td>7</td><td colspan="2"></td></tr><tr><td>Matthews</td><td></td><td>0-0</td><td>0-0</td><td>0-0</td><td>0-0-0</td><td>0</td><td>0</td><td>0</td><td>0</td><td>0</td><td>1</td><td>7</td><td colspan="2"></td></tr><tr><td>Team</td><td></td><td></td><td></td><td></td><td>1-2-3</td><td></td><td></td><td></td><td></td><td></td><td></td><td></td><td colspan="2"></td></tr><tr><td>Totals</td><td></td><td>30-67</td><td>3-10</td><td>11-18</td><td>17-22-39</td><td>21</td><td>74</td><td>15</td><td>9</td><td>7</td><td>9</td><td>200</td><td colspan="2"></td></tr><tr><td>Pct.</td><td></td><td>44.8</td><td>30.0</td><td>61.1</td><td>DR: 3</td><td colspan="9"></td></tr></table>															Kentucky		FG	3FG	FT	REB	PF	TP	A	TO	B	S	Min			Lee	f	5-10	0-0	0-0	5-5-10	5	10	1	1	2	0	22			Labissiere	f	3-5	0-0	1-2	2-2-4	5	7	1	2	1	0	13			Briscoe	g	5-8	1-1	1-3	0-3-3	1	12	1	1	0	2	31			Murray	g	7-17	2-3	0-2	3-2-5	2	16	5	3	0	4	38			Ulis	g	6-13	0-4	6-6	0-4-4	0	18	6	0	1	2	40			Humphries		1-3	0-0	0-0	2-1-3	3	2	1	1	2	0	12			Poythress		3-10	0-1	3-5	4-3-7	4	9	0	0	1	0	30			Willis		0-1	0-1	0-0	0-0-0	1	0	0	0	0	0	7			Matthews		0-0	0-0	0-0	0-0-0	0	0	0	0	0	1	7			Team					1-2-3										Totals		30-67	3-10	11-18	17-22-39	21	74	15	9	7	9	200			Pct.		44.8	30.0	61.1	DR: 3									
Siena		FG	3FG	FT	REB	PF	TP	A	TO	B	S	Min																																																																																																																																																																																																																																																																																																																																																																																																																																																																																																																																																																																																																																																																																																																																																		
Ogunyemi	f	6-15	0-1	3-7	2-3-5	5	15	0	2	1	1	30																																																																																																																																																																																																																																																																																																																																																																																																																																																																																																																																																																																																																																																																																																																																																		
Bisping	f	3-9	1-3	3-5	0-6-6	4	10	1	1	1	1	31																																																																																																																																																																																																																																																																																																																																																																																																																																																																																																																																																																																																																																																																																																																																																		
Wright	g	8-14	4-5	0-0	4-3-7	5	20	5	3	0	3	25																																																																																																																																																																																																																																																																																																																																																																																																																																																																																																																																																																																																																																																																																																																																																		
Oliver	g	2-4	1-2	0-0	1-7-8	5	5	1	1	0	0	22																																																																																																																																																																																																																																																																																																																																																																																																																																																																																																																																																																																																																																																																																																																																																		
Long	g	4-8	0-0	7-7	0-5-5	3	15	3	5	0	1	33																																																																																																																																																																																																																																																																																																																																																																																																																																																																																																																																																																																																																																																																																																																																																		
Wormley		1-3	1-2	0-0	1-1-2	1	3	0	2	0	1	18																																																																																																																																																																																																																																																																																																																																																																																																																																																																																																																																																																																																																																																																																																																																																		
Gottfried		1-1	0-0	0-0	0-0-0	0	2	0	0	0	0	3																																																																																																																																																																																																																																																																																																																																																																																																																																																																																																																																																																																																																																																																																																																																																		
Clareth		1-6	0-2	0-2	2-1-3	2	2	1	2	0	0	16																																																																																																																																																																																																																																																																																																																																																																																																																																																																																																																																																																																																																																																																																																																																																		
Merrill		0-0	0-0	0-0	0-0-0	0	0	0	0	0	0	0+																																																																																																																																																																																																																																																																																																																																																																																																																																																																																																																																																																																																																																																																																																																																																		
Paige		0-0	0-0	0-0	0-0-0	0	0	0	1	0	0	2																																																																																																																																																																																																																																																																																																																																																																																																																																																																																																																																																																																																																																																																																																																																																		
LaRose		0-0	0-0	0-0	0-0-0	1	0	0	0	0	0	3																																																																																																																																																																																																																																																																																																																																																																																																																																																																																																																																																																																																																																																																																																																																																		
Fisher		1-3	0-1	0-0	1-0-1	2	2	0	0	0	0	10																																																																																																																																																																																																																																																																																																																																																																																																																																																																																																																																																																																																																																																																																																																																																		
Silas		0-1	0-0	0-0	0-2-2	1	0	0	0	0	0	7																																																																																																																																																																																																																																																																																																																																																																																																																																																																																																																																																																																																																																																																																																																																																		
Team					1-0-1																																																																																																																																																																																																																																																																																																																																																																																																																																																																																																																																																																																																																																																																																																																																																									
Totals		27-64	7-16	13-21	12-28-40	29	74	11	17	2	7	200																																																																																																																																																																																																																																																																																																																																																																																																																																																																																																																																																																																																																																																																																																																																																		
Pct.		42.2	43.8	61.9	DR: 3																																																																																																																																																																																																																																																																																																																																																																																																																																																																																																																																																																																																																																																																																																																																																									
Bryant		FG	3FG	FT	REB	PF	TP	A	TO	B	S	Min																																																																																																																																																																																																																																																																																																																																																																																																																																																																																																																																																																																																																																																																																																																																																		
Garvin	f	3-9	1-2	1-3	2-6-8	4	8	1	3	0	0	24																																																																																																																																																																																																																																																																																																																																																																																																																																																																																																																																																																																																																																																																																																																																																		
Scocca	f	0-1	0-0	3-4	0-0-0	4	3	0	0	0	0	13																																																																																																																																																																																																																																																																																																																																																																																																																																																																																																																																																																																																																																																																																																																																																		
Ware	g	9-15	6-11	0-0	0-0-0	0	24	2	2	0	0	37																																																																																																																																																																																																																																																																																																																																																																																																																																																																																																																																																																																																																																																																																																																																																		
Kostur	g	0-0	0-0	1-2	0-1-1	3	1	1	4	0	0	13																																																																																																																																																																																																																																																																																																																																																																																																																																																																																																																																																																																																																																																																																																																																																		
McLaughlin	g	2-3	0-0	1-3	0-2-2	4	5	6	6	0	0	39																																																																																																																																																																																																																																																																																																																																																																																																																																																																																																																																																																																																																																																																																																																																																		
Zouzoua		6-12	4-7	0-0	2-2-4	4	16	1	2	1	1	35																																																																																																																																																																																																																																																																																																																																																																																																																																																																																																																																																																																																																																																																																																																																																		
Toe		0-0	0-0	0-0	0-0-0	0	0	0	0	0	0	1																																																																																																																																																																																																																																																																																																																																																																																																																																																																																																																																																																																																																																																																																																																																																		
McHugh		0-1	0-0	0-0	0-1-1	0	0	1	0	0	0	1																																																																																																																																																																																																																																																																																																																																																																																																																																																																																																																																																																																																																																																																																																																																																		
Pettway		4-8	0-0	0-0	2-1-3	2	8	0	0	1	0	19																																																																																																																																																																																																																																																																																																																																																																																																																																																																																																																																																																																																																																																																																																																																																		
Riley		3-6	2-4	0-0	2-3-5	2	8	1	2	0	0	14																																																																																																																																																																																																																																																																																																																																																																																																																																																																																																																																																																																																																																																																																																																																																		
Levene		1-2	0-1	0-0	0-0-0	0	2	0	0	0	0	1																																																																																																																																																																																																																																																																																																																																																																																																																																																																																																																																																																																																																																																																																																																																																		
Oakley		0-1	0-1	0-0	0-0-0	0	0	0	0	0	0	3																																																																																																																																																																																																																																																																																																																																																																																																																																																																																																																																																																																																																																																																																																																																																		
Team					3-0-3																																																																																																																																																																																																																																																																																																																																																																																																																																																																																																																																																																																																																																																																																																																																																									
Totals		28-58	13-26	6-12	11-16-27	23	75	13	19	2	1	200																																																																																																																																																																																																																																																																																																																																																																																																																																																																																																																																																																																																																																																																																																																																																		
Pct.		48.3	50.0	50.0	DR: 2,1																																																																																																																																																																																																																																																																																																																																																																																																																																																																																																																																																																																																																																																																																																																																																									
Kentucky		FG	3FG	FT	REB	PF	TP	A	TO	B	S	Min																																																																																																																																																																																																																																																																																																																																																																																																																																																																																																																																																																																																																																																																																																																																																		
Lee	f	5-10	0-0	0-0	5-5-10	5	10	1	1	2	0	22																																																																																																																																																																																																																																																																																																																																																																																																																																																																																																																																																																																																																																																																																																																																																		
Labissiere	f	3-5	0-0	1-2	2-2-4	5	7	1	2	1	0	13																																																																																																																																																																																																																																																																																																																																																																																																																																																																																																																																																																																																																																																																																																																																																		
Briscoe	g	5-8	1-1	1-3	0-3-3	1	12	1	1	0	2	31																																																																																																																																																																																																																																																																																																																																																																																																																																																																																																																																																																																																																																																																																																																																																		
Murray	g	7-17	2-3	0-2	3-2-5	2	16	5	3	0	4	38																																																																																																																																																																																																																																																																																																																																																																																																																																																																																																																																																																																																																																																																																																																																																		
Ulis	g	6-13	0-4	6-6	0-4-4	0	18	6	0	1	2	40																																																																																																																																																																																																																																																																																																																																																																																																																																																																																																																																																																																																																																																																																																																																																		
Humphries		1-3	0-0	0-0	2-1-3	3	2	1	1	2	0	12																																																																																																																																																																																																																																																																																																																																																																																																																																																																																																																																																																																																																																																																																																																																																		
Poythress		3-10	0-1	3-5	4-3-7	4	9	0	0	1	0	30																																																																																																																																																																																																																																																																																																																																																																																																																																																																																																																																																																																																																																																																																																																																																		
Willis		0-1	0-1	0-0	0-0-0	1	0	0	0	0	0	7																																																																																																																																																																																																																																																																																																																																																																																																																																																																																																																																																																																																																																																																																																																																																		
Matthews		0-0	0-0	0-0	0-0-0	0	0	0	0	0	1	7																																																																																																																																																																																																																																																																																																																																																																																																																																																																																																																																																																																																																																																																																																																																																		
Team					1-2-3																																																																																																																																																																																																																																																																																																																																																																																																																																																																																																																																																																																																																																																																																																																																																									
Totals		30-67	3-10	11-18	17-22-39	21	74	15	9	7	9	200																																																																																																																																																																																																																																																																																																																																																																																																																																																																																																																																																																																																																																																																																																																																																		
Pct.		44.8	30.0	61.1	DR: 3																																																																																																																																																																																																																																																																																																																																																																																																																																																																																																																																																																																																																																																																																																																																																									
FGS (1st half: 9-29, 31.0%; 2nd half: 18-35, 51.4%) 3FGS (1st half: 2-8, 25.0%; 2nd half: 5-8, 62.5%) FTS (1st half: 7-11, 63.6%; 2nd half: 6-10, 60.0%)															FGS (1st half: 12-25, 48.0%; 2nd half: 16-33, 48.5%) 3FGS (1st half: 4-11, 36.4%; 2nd half: 9-15, 60.0%) FTS (1st half: 4-7, 57.1%; 2nd half: 2-5, 40.0%)															FGS (1st half: 16-37, 43.2%; 2nd half: 14-30, 46.7%) 3FGS (1st half: 2-6, 33.3%; 2nd half: 1-4, 25.0%) FTS (1st half: 3-6, 50.0%; 2nd half: 8-12, 66.7%)																																																																																																																																																																																																																																																																																																																																																																																																																																																																																																																																																																																																																																																																																																																																
<table><tr><td>Duke</td><td></td><td>FG</td><td>3FG</td><td>FT</td><td>REB</td><td>PF</td><td>TP</td><td>A</td><td>TO</td><td>B</td><td>S</td><td>Min</td><td colspan="2"></td></tr><tr><td>Ingram</td><td>f</td><td>5-16</td><td>1-9</td><td>4-6</td><td>1-4-5</td><td>3</td><td>15</td><td>1</td><td>1</td><td>2</td><td>2</td><td>28</td><td colspan="2"></td></tr><tr><td>Jefferson</td><td>f</td><td>7-9</td><td>0-0</td><td>5-9</td><td>5-7-12</td><td>1</td><td>19</td><td>0</td><td>2</td><td>1</td><td>2</td><td>32</td><td colspan="2"></td></tr><tr><td>Plumlee</td><td>c</td><td>1-1</td><td>0-0</td><td>2-4</td><td>2-7-9</td><td>4</td><td>4</td><td>2</td><td>2</td><td>2</td><td>1</td><td>20</td><td colspan="2"></td></tr><tr><td>Allen</td><td>g</td><td>8-13</td><td>2-5</td><td>8-8</td><td>1-4-5</td><td>1</td><td>26</td><td>2</td><td>1</td><td>0</td><td>1</td><td>31</td><td colspan="2"></td></tr><tr><td>Jones</td><td>g</td><td>4-8</td><td>1-4</td><td>1-1</td><td>1-1-2</td><td>1</td><td>10</td><td>2</td><td>1</td><td>0</td><td>1</td><td>26</td><td colspan="2"></td></tr><tr><td>Jeter</td><td></td><td>0-3</td><td>0-0</td><td>3-4</td><td>2-3-5</td><td>2</td><td>3</td><td>0</td><td>1</td><td>0</td><td>0</td><td>11</td><td colspan="2"></td></tr><tr><td>Kennard</td><td></td><td>4-8</td><td>1-3</td><td>0-0</td><td>0-1-1</td><td>3</td><td>9</td><td>0</td><td>0</td><td>0</td><td>0</td><td>1</td><td colspan="2"></td></tr><tr><td>Thornton</td><td></td><td>1-8</td><td>1-4</td><td>2-2</td><td>1-2-3</td><td>1</td><td>5</td><td>2</td><td>1</td><td>0</td><td>0</td><td>22</td><td colspan="2"></td></tr><tr><td>Vrankovic</td><td></td><td>0-0</td><td>0-0</td><td>0-0</td><td>1-0-1</td><td>0</td><td>0</td><td>0</td><td>0</td><td>0</td><td>0</td><td>1</td><td colspan="2"></td></tr><tr><td>Obi</td><td></td><td>0-0</td><td>0-0</td><td>1-2</td><td>0-0-0</td><td>1</td><td>1</td><td>0</td><td>0</td><td>0</td><td>0</td><td>3</td><td colspan="2"></td></tr><tr><td>Team</td><td></td><td></td><td></td><td></td><td>1-0-1</td><td></td><td></td><td></td><td></td><td></td><td></td><td></td><td colspan="2"></td></tr><tr><td>Totals</td><td></td><td>30-66</td><td>6-25</td><td>26-36</td><td>15-29-44</td><td>17</td><td>92</td><td>9</td><td>10</td><td>5</td><td>8</td><td>200</td><td colspan="2"></td></tr><tr><td>Pct.</td><td></td><td>45.5</td><td>24.0</td><td>72.2</td><td>DR: 3,1</td><td colspan="9"></td></tr></table>															Duke		FG	3FG	FT	REB	PF	TP	A	TO	B	S	Min			Ingram	f	5-16	1-9	4-6	1-4-5	3	15	1	1	2	2	28			Jefferson	f	7-9	0-0	5-9	5-7-12	1	19	0	2	1	2	32			Plumlee	c	1-1	0-0	2-4	2-7-9	4	4	2	2	2	1	20			Allen	g	8-13	2-5	8-8	1-4-5	1	26	2	1	0	1	31			Jones	g	4-8	1-4	1-1	1-1-2	1	10	2	1	0	1	26			Jeter		0-3	0-0	3-4	2-3-5	2	3	0	1	0	0	11			Kennard		4-8	1-3	0-0	0-1-1	3	9	0	0	0	0	1			Thornton		1-8	1-4	2-2	1-2-3	1	5	2	1	0	0	22			Vrankovic		0-0	0-0	0-0	1-0-1	0	0	0	0	0	0	1			Obi		0-0	0-0	1-2	0-0-0	1	1	0	0	0	0	3			Team					1-0-1										Totals		30-66	6-25	26-36	15-29-44	17	92	9	10	5	8	200			Pct.		45.5	24.0	72.2	DR: 3,1										<table><tr><td>Duke</td><td></td><td>FG</td><td>3FG</td><td>FT</td><td>REB</td><td>PF</td><td>TP</td><td>A</td><td>TO</td><td>B</td><td>S</td><td>Min</td><td colspan="2"></td></tr><tr><td>Ingram</td><td>f</td><td>7-11</td><td>4-6</td><td>3-4</td><td>1-2-3</td><td>2</td><td>21</td><td>2</td><td>1</td><td>1</td><td>2</td><td>24</td><td colspan="2"></td></tr><tr><td>Jefferson</td><td>f</td><td>5-9</td><td>0-0</td><td>1-1</td><td>8-3-11</td><td>3</td><td>11</td><td>1</td><td>0</td><td>0</td><td>2</td><td>24</td><td colspan="2"></td></tr><tr><td>Plumlee</td><td>c</td><td>1-3</td><td>0-0</td><td>6-11</td><td>5-3-8</td><td>2</td><td>8</td><td>1</td><td>1</td><td>3</td><td>1</td><td>28</td><td colspan="2"></td></tr><tr><td>Allen</td><td>g</td><td>8-18</td><td>3-7</td><td>9-10</td><td>1-2-3</td><td>1</td><td>28</td><td>6</td><td>2</td><td>1</td><td>1</td><td>32</td><td colspan="2"></td></tr><tr><td>Jones</td><td>g</td><td>7-9</td><td>5-6</td><td>0-0</td><td>1-0-1</td><td>3</td><td>19</td><td>2</td><td>1</td><td>0</td><td>2</td><td>22</td><td colspan="2"></td></tr><tr><td>Jeter</td><td></td><td>2-3</td><td>0-0</td><td>3-3</td><td>2-2-4</td><td>2</td><td>7</td><td>0</td><td>0</td><td>1</td><td>1</td><td>16</td><td colspan="2"></td></tr><tr><td>Kennard</td><td></td><td>5-9</td><td>1-5</td><td>0-0</td><td>0-4-4</td><td>1</td><td>11</td><td>1</td><td>0</td><td>0</td><td>3</td><td>22</td><td colspan="2"></td></tr><tr><td>Thornton</td><td></td><td>2-9</td><td>0-2</td><td>0-0</td><td>1-4-5</td><td>2</td><td>4</td><td>4</td><td>1</td><td>0</td><td>1</td><td>27</td><td colspan="2"></td></tr><tr><td>Vrankovic</td><td></td><td>2-2</td><td>0-0</td><td>0-0</td><td>1-2-3</td><td>0</td><td>4</td><td>0</td><td>0</td><td>0</td><td>1</td><td>4</td><td colspan="2"></td></tr><tr><td>Pagliuca</td><td></td><td>0-0</td><td>0-0</td><td>0-0</td><td>0-0-0</td><td>0</td><td>0</td><td>0</td><td>0</td><td>0</td><td>0</td><td>1</td><td colspan="2"></td></tr><tr><td>Team</td><td></td><td></td><td></td><td></td><td>0-1-1</td><td></td><td></td><td></td><td></td><td></td><td></td><td></td><td colspan="2"></td></tr><tr><td>Totals</td><td></td><td>39-73</td><td>13-26</td><td>22-29</td><td>20-23-43</td><td>16</td><td>113</td><td>17</td><td>6</td><td>6</td><td>14</td><td>200</td><td colspan="2"></td></tr><tr><td>Pct.</td><td></td><td>53.4</td><td>50.0</td><td>75.9</td><td>DR: 4</td><td colspan="9"></td></tr></table>															Duke		FG	3FG	FT	REB	PF	TP	A	TO	B	S	Min			Ingram	f	7-11	4-6	3-4	1-2-3	2	21	2	1	1	2	24			Jefferson	f	5-9	0-0	1-1	8-3-11	3	11	1	0	0	2	24			Plumlee	c	1-3	0-0	6-11	5-3-8	2	8	1	1	3	1	28			Allen	g	8-18	3-7	9-10	1-2-3	1	28	6	2	1	1	32			Jones	g	7-9	5-6	0-0	1-0-1	3	19	2	1	0	2	22			Jeter		2-3	0-0	3-3	2-2-4	2	7	0	0	1	1	16			Kennard		5-9	1-5	0-0	0-4-4	1	11	1	0	0	3	22			Thornton		2-9	0-2	0-0	1-4-5	2	4	4	1	0	1	27			Vrankovic		2-2	0-0	0-0	1-2-3	0	4	0	0	0	1	4			Pagliuca		0-0	0-0	0-0	0-0-0	0	0	0	0	0	0	1			Team					0-1-1										Totals		39-73	13-26	22-29	20-23-43	16	113	17	6	6	14	200			Pct.		53.4	50.0	75.9	DR: 4										<table><tr><td>Duke</td><td></td><td>FG</td><td>3FG</td><td>FT</td><td>REB</td><td>PF</td><td>TP</td><td>A</td><td>TO</td><td>B</td><td>S</td><td>Min</td><td colspan="2"></td></tr><tr><td>Ingram</td><td>f</td><td>7-11</td><td>4-6</td><td>3-4</td><td>1-2-3</td><td>2</td><td>21</td><td>2</td><td>1</td><td>1</td><td>2</td><td>24</td><td colspan="2"></td></tr><tr><td>Jefferson</td><td>f</td><td>5-9</td><td>0-0</td><td>1-1</td><td>8-3-11</td><td>3</td><td>11</td><td>1</td><td>0</td><td>0</td><td>2</td><td>24</td><td colspan="2"></td></tr><tr><td>Plumlee</td><td>c</td><td>1-3</td><td>0-0</td><td>6-11</td><td>5-3-8</td><td>2</td><td>8</td><td>1</td><td>1</td><td>3</td><td>1</td><td>28</td><td colspan="2"></td></tr><tr><td>Allen</td><td>g</td><td>8-18</td><td>3-7</td><td>9-10</td><td>1-2-3</td><td>1</td><td>28</td><td>6</td><td>2</td><td>1</td><td>1</td><td>32</td><td colspan="2"></td></tr><tr><td>Jones</td><td>g</td><td>7-9</td><td>5-6</td><td>0-0</td><td>1-0-1</td><td>3</td><td>19</td><td>2</td><td>1</td><td>0</td><td>2</td><td>22</td><td colspan="2"></td></tr><tr><td>Jeter</td><td></td><td>2-3</td><td>0-0</td><td>3-3</td><td>2-2-4</td><td>2</td><td>7</td><td>0</td><td>0</td><td>1</td><td>1</td><td>16</td><td colspan="2"></td></tr><tr><td>Kennard</td><td></td><td>5-9</td><td>1-5</td><td>0-0</td><td>0-4-4</td><td>1</td><td>11</td><td>1</td><td>0</td><td>0</td><td>3</td><td>22</td><td colspan="2"></td></tr><tr><td>Thornton</td><td></td><td>2-9</td><td>0-2</td><td>0-0</td><td>1-4-5</td><td>2</td><td>4</td><td>4</td><td>1</td><td>0</td><td>1</td><td>27</td><td colspan="2"></td></tr><tr><td>Vrankovic</td><td></td><td>2-2</td><td>0-0</td><td>0-0</td><td>1-2-3</td><td>0</td><td>4</td><td>0</td><td>0</td><td>0</td><td>1</td><td>4</td><td colspan="2"></td></tr><tr><td>Pagliuca</td><td></td><td>0-0</td><td>0-0</td><td>0-0</td><td>0-0-0</td><td>0</td><td>0</td><td>0</td><td>0</td><td>0</td><td>0</td><td>1</td><td colspan="2"></td></tr><tr><td>Team</td><td></td><td></td><td></td><td></td><td>0-1-1</td><td></td><td></td><td></td><td></td><td></td><td></td><td></td><td colspan="2"></td></tr><tr><td>Totals</td><td></td><td>39-73</td><td>13-26</td><td>22-29</td><td>20-23-43</td><td>16</td><td>113</td><td>17</td><td>6</td><td>6</td><td>14</td><td>200</td><td colspan="2"></td></tr><tr><td>Pct.</td><td></td><td>53.4</td><td>50.0</td><td>75.9</td><td>DR: 4</td><td colspan="9"></td></tr></table>															Duke		FG	3FG	FT	REB	PF	TP	A	TO	B	S	Min			Ingram	f	7-11	4-6	3-4	1-2-3	2	21	2	1	1	2	24			Jefferson	f	5-9	0-0	1-1	8-3-11	3	11	1	0	0	2	24			Plumlee	c	1-3	0-0	6-11	5-3-8	2	8	1	1	3	1	28			Allen	g	8-18	3-7	9-10	1-2-3	1	28	6	2	1	1	32			Jones	g	7-9	5-6	0-0	1-0-1	3	19	2	1	0	2	22			Jeter		2-3	0-0	3-3	2-2-4	2	7	0	0	1	1	16			Kennard		5-9	1-5	0-0	0-4-4	1	11	1	0	0	3	22			Thornton		2-9	0-2	0-0	1-4-5	2	4	4	1	0	1	27			Vrankovic		2-2	0-0	0-0	1-2-3	0	4	0	0	0	1	4			Pagliuca		0-0	0-0	0-0	0-0-0	0	0	0	0	0	0	1			Team					0-1-1										Totals		39-73	13-26	22-29	20-23-43	16	113	17	6	6	14	200			Pct.		53.4	50.0	75.9	DR: 4										FGS (1st half: 17-35, 48.6%; 2nd half: 22-38, 57.9%) 3FGS (1st half: 8-11, 72.7%; 2nd half: 5-15, 33.3%) FTS (1st half: 17-20, 85.0%; 2nd half: 5-9, 55.6%)																																																											
Duke		FG	3FG	FT	REB	PF	TP	A	TO	B	S	Min																																																																																																																																																																																																																																																																																																																																																																																																																																																																																																																																																																																																																																																																																																																																																		
Ingram	f	5-16	1-9	4-6	1-4-5	3	15	1	1	2	2	28																																																																																																																																																																																																																																																																																																																																																																																																																																																																																																																																																																																																																																																																																																																																																		
Jefferson	f	7-9	0-0	5-9	5-7-12	1	19	0	2	1	2	32																																																																																																																																																																																																																																																																																																																																																																																																																																																																																																																																																																																																																																																																																																																																																		
Plumlee	c	1-1	0-0	2-4	2-7-9	4	4	2	2	2	1	20																																																																																																																																																																																																																																																																																																																																																																																																																																																																																																																																																																																																																																																																																																																																																		
Allen	g	8-13	2-5	8-8	1-4-5	1	26	2	1	0	1	31																																																																																																																																																																																																																																																																																																																																																																																																																																																																																																																																																																																																																																																																																																																																																		
Jones	g	4-8	1-4	1-1	1-1-2	1	10	2	1	0	1	26																																																																																																																																																																																																																																																																																																																																																																																																																																																																																																																																																																																																																																																																																																																																																		
Jeter		0-3	0-0	3-4	2-3-5	2	3	0	1	0	0	11																																																																																																																																																																																																																																																																																																																																																																																																																																																																																																																																																																																																																																																																																																																																																		
Kennard		4-8	1-3	0-0	0-1-1	3	9	0	0	0	0	1																																																																																																																																																																																																																																																																																																																																																																																																																																																																																																																																																																																																																																																																																																																																																		
Thornton		1-8	1-4	2-2	1-2-3	1	5	2	1	0	0	22																																																																																																																																																																																																																																																																																																																																																																																																																																																																																																																																																																																																																																																																																																																																																		
Vrankovic		0-0	0-0	0-0	1-0-1	0	0	0	0	0	0	1																																																																																																																																																																																																																																																																																																																																																																																																																																																																																																																																																																																																																																																																																																																																																		
Obi		0-0	0-0	1-2	0-0-0	1	1	0	0	0	0	3																																																																																																																																																																																																																																																																																																																																																																																																																																																																																																																																																																																																																																																																																																																																																		
Team					1-0-1																																																																																																																																																																																																																																																																																																																																																																																																																																																																																																																																																																																																																																																																																																																																																									
Totals		30-66	6-25	26-36	15-29-44	17	92	9	10	5	8	200																																																																																																																																																																																																																																																																																																																																																																																																																																																																																																																																																																																																																																																																																																																																																		
Pct.		45.5	24.0	72.2	DR: 3,1																																																																																																																																																																																																																																																																																																																																																																																																																																																																																																																																																																																																																																																																																																																																																									
Duke		FG	3FG	FT	REB	PF	TP	A	TO	B	S	Min																																																																																																																																																																																																																																																																																																																																																																																																																																																																																																																																																																																																																																																																																																																																																		
Ingram	f	7-11	4-6	3-4	1-2-3	2	21	2	1	1	2	24																																																																																																																																																																																																																																																																																																																																																																																																																																																																																																																																																																																																																																																																																																																																																		
Jefferson	f	5-9	0-0	1-1	8-3-11	3	11	1	0	0	2	24																																																																																																																																																																																																																																																																																																																																																																																																																																																																																																																																																																																																																																																																																																																																																		
Plumlee	c	1-3	0-0	6-11	5-3-8	2	8	1	1	3	1	28																																																																																																																																																																																																																																																																																																																																																																																																																																																																																																																																																																																																																																																																																																																																																		
Allen	g	8-18	3-7	9-10	1-2-3	1	28	6	2	1	1	32																																																																																																																																																																																																																																																																																																																																																																																																																																																																																																																																																																																																																																																																																																																																																		
Jones	g	7-9	5-6	0-0	1-0-1	3	19	2	1	0	2	22																																																																																																																																																																																																																																																																																																																																																																																																																																																																																																																																																																																																																																																																																																																																																		
Jeter		2-3	0-0	3-3	2-2-4	2	7	0	0	1	1	16																																																																																																																																																																																																																																																																																																																																																																																																																																																																																																																																																																																																																																																																																																																																																		
Kennard		5-9	1-5	0-0	0-4-4	1	11	1	0	0	3	22																																																																																																																																																																																																																																																																																																																																																																																																																																																																																																																																																																																																																																																																																																																																																		
Thornton		2-9	0-2	0-0	1-4-5	2	4	4	1	0	1	27																																																																																																																																																																																																																																																																																																																																																																																																																																																																																																																																																																																																																																																																																																																																																		
Vrankovic		2-2	0-0	0-0	1-2-3	0	4	0	0	0	1	4																																																																																																																																																																																																																																																																																																																																																																																																																																																																																																																																																																																																																																																																																																																																																		
Pagliuca		0-0	0-0	0-0	0-0-0	0	0	0	0	0	0	1																																																																																																																																																																																																																																																																																																																																																																																																																																																																																																																																																																																																																																																																																																																																																		
Team					0-1-1																																																																																																																																																																																																																																																																																																																																																																																																																																																																																																																																																																																																																																																																																																																																																									
Totals		39-73	13-26	22-29	20-23-43	16	113	17	6	6	14	200																																																																																																																																																																																																																																																																																																																																																																																																																																																																																																																																																																																																																																																																																																																																																		
Pct.		53.4	50.0	75.9	DR: 4																																																																																																																																																																																																																																																																																																																																																																																																																																																																																																																																																																																																																																																																																																																																																									
Duke		FG	3FG	FT	REB	PF	TP	A	TO	B	S	Min																																																																																																																																																																																																																																																																																																																																																																																																																																																																																																																																																																																																																																																																																																																																																		
Ingram	f	7-11	4-6	3-4	1-2-3	2	21	2	1	1	2	24																																																																																																																																																																																																																																																																																																																																																																																																																																																																																																																																																																																																																																																																																																																																																		
Jefferson	f	5-9	0-0	1-1	8-3-11	3	11	1	0	0	2	24																																																																																																																																																																																																																																																																																																																																																																																																																																																																																																																																																																																																																																																																																																																																																		
Plumlee	c	1-3	0-0	6-11	5-3-8	2	8	1	1	3	1	28																																																																																																																																																																																																																																																																																																																																																																																																																																																																																																																																																																																																																																																																																																																																																		
Allen	g	8-18	3-7	9-10	1-2-3	1	28	6	2	1	1	32																																																																																																																																																																																																																																																																																																																																																																																																																																																																																																																																																																																																																																																																																																																																																		
Jones	g	7-9	5-6	0-0	1-0-1	3	19	2	1	0	2	22																																																																																																																																																																																																																																																																																																																																																																																																																																																																																																																																																																																																																																																																																																																																																		
Jeter		2-3	0-0	3-3	2-2-4	2	7	0	0	1	1	16																																																																																																																																																																																																																																																																																																																																																																																																																																																																																																																																																																																																																																																																																																																																																		
Kennard		5-9	1-5	0-0	0-4-4	1	11	1	0	0	3	22																																																																																																																																																																																																																																																																																																																																																																																																																																																																																																																																																																																																																																																																																																																																																		
Thornton		2-9	0-2	0-0	1-4-5	2	4	4	1	0	1	27																																																																																																																																																																																																																																																																																																																																																																																																																																																																																																																																																																																																																																																																																																																																																		
Vrankovic		2-2	0-0	0-0	1-2-3	0	4	0	0	0	1	4																																																																																																																																																																																																																																																																																																																																																																																																																																																																																																																																																																																																																																																																																																																																																		
Pagliuca		0-0	0-0	0-0	0-0-0	0	0	0	0	0	0	1																																																																																																																																																																																																																																																																																																																																																																																																																																																																																																																																																																																																																																																																																																																																																		
Team					0-1-1																																																																																																																																																																																																																																																																																																																																																																																																																																																																																																																																																																																																																																																																																																																																																									
Totals		39-73	13-26	22-29	20-23-43	16	113	17	6	6	14	200																																																																																																																																																																																																																																																																																																																																																																																																																																																																																																																																																																																																																																																																																																																																																		
Pct.		53.4	50.0	75.9	DR: 4																																																																																																																																																																																																																																																																																																																																																																																																																																																																																																																																																																																																																																																																																																																																																									
Officials: Matt Curtin, Nathan Farrell, Tony Chiazza Attendance: 9,314 • Technical Fouls: None															Officials: Donnie Eppley, Jim Bruno, Joe Palacaz Attendance: 9,314 • Technical Fouls: None															Officials: Doug Sirmons, Roger Ayers, Tony Greene Attendance: 20,917 • Technical Fouls: None																																																																																																																																																																																																																																																																																																																																																																																																																																																																																																																																																																																																																																																																																																																																
<table><tr><td>Score by Periods</td><td>1st</td><td>2nd</td><td>Total</td></tr><tr><td>Siena</td><td>27</td><td>47</td><td>74</td></tr><tr><td>Duke</td><td>44</td><td>48</td><td>92</td></tr></table>															Score by Periods	1st	2nd	Total	Siena	27	47	74	Duke	44	48	92	<table><tr><td>Score by Periods</td><td>1st</td><td>2nd</td><td>Total</td></tr><tr><td>Bryant</td><td>32</td><td>43</td><td>75</td></tr><tr><td>Duke</td><td>59</td><td>54</td><td>113</td></tr></table>															Score by Periods	1st	2nd	Total	Bryant	32	43	75	Duke	59	54	113	<table><tr><td>Score by Periods</td><td>1st</td><td>2nd</td><td>Total</td></tr><tr><td>Kentucky</td><td>37</td><td>37</td><td>74</td></tr><tr><td>Duke</td><td>31</td><td>32</td><td>63</td></tr></table>															Score by Periods	1st	2nd	Total	Kentucky	37	37	74	Duke	31	32	63																																																																																																																																																																																																																																																																																																																																																																																																																																																																																																																																																																																																																																																																														
Score by Periods	1st	2nd	Total																																																																																																																																																																																																																																																																																																																																																																																																																																																																																																																																																																																																																																																																																																																																																											
Siena	27	47	74																																																																																																																																																																																																																																																																																																																																																																																																																																																																																																																																																																																																																																																																																																																																																											
Duke	44	48	92																																																																																																																																																																																																																																																																																																																																																																																																																																																																																																																																																																																																																																																																																																																																																											
Score by Periods	1st	2nd	Total																																																																																																																																																																																																																																																																																																																																																																																																																																																																																																																																																																																																																																																																																																																																																											
Bryant	32	43	75																																																																																																																																																																																																																																																																																																																																																																																																																																																																																																																																																																																																																																																																																																																																																											
Duke	59	54	113																																																																																																																																																																																																																																																																																																																																																																																																																																																																																																																																																																																																																																																																																																																																																											
Score by Periods	1st	2nd	Total																																																																																																																																																																																																																																																																																																																																																																																																																																																																																																																																																																																																																																																																																																																																																											
Kentucky	37	37	74																																																																																																																																																																																																																																																																																																																																																																																																																																																																																																																																																																																																																																																																																																																																																											
Duke	31	32	63																																																																																																																																																																																																																																																																																																																																																																																																																																																																																																																																																																																																																																																																																																																																																											
[5/4] Duke 79, VCU 71 Game 4 • Nov. 20, 2015 • New York, N.Y.															[5/4] Duke 86, Georgetown 84 Game 5 • Nov. 22, 2015 • New York, N.Y.															[6/3] Duke 80, Yale 61 Game 6 • Nov. 25, 2015 • Durham, N.C.																																																																																																																																																																																																																																																																																																																																																																																																																																																																																																																																																																																																																																																																																																																																
<table><tr><td>Duke</td><td></td><td>FG</td><td>3FG</td><td>FT</td><td>REB</td><td>PF</td><td>TP</td><td>A</td><td>TO</td><td>B</td><td>S</td><td>Min</td><td colspan="2"></td></tr><tr><td>Ingram</td><td>f</td><td>2-7</td><td>0-3</td><td>4-11</td><td>1-4-5</td><td>1</td><td>8</td><td>2</td><td>2</td><td>1</td><td>0</td><td>26</td><td colspan="2"></td></tr><tr><td>Jefferson</td><td>f</td><td>2-3</td><td>0-0</td><td>2-7</td><td>4-3-7</td><td>4</td><td>6</td><td>1</td><td>2</td><td>3</td><td>0</td><td>34</td><td colspan="2"></td></tr><tr><td>Plumlee</td><td>c</td><td>2-2</td><td>0-0</td><td>0-0</td><td>0-3-3</td><td>1</td><td>4</td><td>0</td><td>0</td><td>1</td><td>2</td><td>21</td><td colspan="2"></td></tr><tr><td>Thornton</td><td>g</td><td>7-11</td><td>2-3</td><td>3-5</td><td>0-0-0</td><td>4</td><td>19</td><td>4</td><td>3</td><td>0</td><td>2</td><td>31</td><td colspan="2"></td></tr><tr><td>Jones</td><td>g</td><td>4-11</td><td>2-6</td><td>0-0</td><td>2-4-6</td><td>2</td><td>10</td><td>3</td><td>4</td><td>0</td><td>0</td><td>31</td><td colspan="2"></td></tr><tr><td>Allen</td><td></td><td>9-15</td><td>4-8</td><td>8-9</td><td>0-6-6</td><td>1</td><td>30</td><td>3</td><td>3</td><td>1</td><td>1</td><td>37</td><td colspan="2"></td></tr><tr><td>Kennard</td><td></td><td>0-4</td><td>0-3</td><td>2-2</td><td>1-3-4</td><td>1</td><td>2</td><td>0</td><td>0</td><td>0</td><td>0</td><td>20</td><td colspan="2"></td></tr><tr><td>Team</td><td></td><td></td><td></td><td></td><td>4-4-8</td><td></td><td></td><td></td><td></td><td></td><td></td><td></td><td colspan="2"></td></tr><tr><td>Totals</td><td></td><td>26-53</td><td>8-23</td><td>19-34</td><td>12-27-39</td><td>14</td><td>79</td><td>13</td><td>14</td><td>6</td><td>5</td><td>200</td><td colspan="2"></td></tr><tr><td>Pct.</td><td></td><td>49.1</td><td>34.8</td><td>55.9</td><td>DR: 8</td><td colspan="9"></td></tr></table>															Duke		FG	3FG	FT	REB	PF	TP	A	TO	B	S	Min			Ingram	f	2-7	0-3	4-11	1-4-5	1	8	2	2	1	0	26			Jefferson	f	2-3	0-0	2-7	4-3-7	4	6	1	2	3	0	34			Plumlee	c	2-2	0-0	0-0	0-3-3	1	4	0	0	1	2	21			Thornton	g	7-11	2-3	3-5	0-0-0	4	19	4	3	0	2	31			Jones	g	4-11	2-6	0-0	2-4-6	2	10	3	4	0	0	31			Allen		9-15	4-8	8-9	0-6-6	1	30	3	3	1	1	37			Kennard		0-4	0-3	2-2	1-3-4	1	2	0	0	0	0	20			Team					4-4-8										Totals		26-53	8-23	19-34	12-27-39	14	79	13	14	6	5	200			Pct.		49.1	34.8	55.9	DR: 8										<table><tr><td>Duke</td><td></td><td>FG</td><td>3FG</td><td>FT</td><td>REB</td><td>PF</td><td>TP</td><td>A</td><td>TO</td><td>B</td><td>S</td><td>Min</td><td colspan="2"></td></tr><tr><td>Jefferson</td><td>f</td><td>2-5</td><td>0-0</td><td>4-6</td><td>4-4-8</td><td>5</td><td>8</td><td>1</td><td>3</td><td>0</td><td>0</td><td>31</td><td colspan="2"></td></tr><tr><td>Plumlee</td><td>c</td><td>2-2</td><td>0-0</td><td>1-7</td><td>3-3-6</td><td>5</td><td>4</td><td>1</td><td>1</td><td>1</td><td>1</td><td>24</td><td colspan="2"></td></tr><tr><td>Allen</td><td>g</td><td>9-12</td><td>5-6</td><td>9-9</td><td>1-4-5</td><td>3</td><td>32</td><td>4</td><td>2</td><td>0</td><td>2</td><td>38</td><td colspan="2"></td></tr><tr><td>Thornton</td><td>g</td><td>3-6</td><td>0-1</td><td>8-10</td><td>1-0-1</td><td>4</td><td>14</td><td>2</td><td>2</td><td>0</td><td>0</td><td>34</td><td colspan="2"></td></tr><tr><td>Jones</td><td>g</td><td>3-13</td><td>3-7</td><td>2-3</td><td>2-2-4</td><td>1</td><td>11</td><td>3</td><td>0</td><td>0</td><td>1</td><td>38</td><td colspan="2"></td></tr><tr><td>Jeter</td><td></td><td>2-2</td><td>0-0</td><td>0-1</td><td>1-1-2</td><td>0</td><td>4</td><td>0</td><td>1</td><td>0</td><td>0</td><td>5</td><td colspan="2"></td></tr><tr><td>Kennard</td><td></td><td>2-5</td><td>0-3</td><td>4-4</td><td>0-1-1</td><td>2</td><td>8</td><td>0</td><td>0</td><td>0</td><td>0</td><td>14</td><td colspan="2"></td></tr><tr><td>Ingram</td><td></td><td>2-7</td><td>0-1</td><td>1-2</td><td>0-1-1</td><td>1</td><td>5</td><td>0</td><td>0</td><td>0</td><td>2</td><td>16</td><td colspan="2"></td></tr><tr><td>Team</td><td></td><td></td><td></td><td></td><td>0-3-3</td><td></td><td></td><td></td><td></td><td></td><td></td><td></td><td colspan="2"></td></tr><tr><td>Totals</td><td></td><td>25-52</td><td>8-18</td><td>28-36</td><td>12-19-31</td><td>21</td><td>86</td><td>11</td><td>9</td><td>1</td><td>6</td><td>200</td><td colspan="2"></td></tr><tr><td>Pct.</td><td></td><td>48.1</td><td>44.4</td><td>77.8</td><td>DR: 2</td><td colspan="9"></td></tr></table>															Duke		FG	3FG	FT	REB	PF	TP	A	TO	B	S	Min			Jefferson	f	2-5	0-0	4-6	4-4-8	5	8	1	3	0	0	31			Plumlee	c	2-2	0-0	1-7	3-3-6	5	4	1	1	1	1	24			Allen	g	9-12	5-6	9-9	1-4-5	3	32	4	2	0	2	38			Thornton	g	3-6	0-1	8-10	1-0-1	4	14	2	2	0	0	34			Jones	g	3-13	3-7	2-3	2-2-4	1	11	3	0	0	1	38			Jeter		2-2	0-0	0-1	1-1-2	0	4	0	1	0	0	5			Kennard		2-5	0-3	4-4	0-1-1	2	8	0	0	0	0	14			Ingram		2-7	0-1	1-2	0-1-1	1	5	0	0	0	2	16			Team					0-3-3										Totals		25-52	8-18	28-36	12-19-31	21	86	11	9	1	6	200			Pct.		48.1	44.4	77.8	DR: 2										<table><tr><td>Duke</td><td></td><td>FG</td><td>3FG</td><td>FT</td><td>REB</td><td>PF</td><td>TP</td><td>A</td><td>TO</td><td>B</td><td>S</td><td>Min</td><td colspan="2"></td></tr><tr><td>Jefferson</td><td>f</td><td>2-5</td><td>0-0</td><td>4-6</td><td>4-4-8</td><td>5</td><td>8</td><td>1</td><td>3</td><td>0</td><td>0</td><td>31</td><td colspan="2"></td></tr><tr><td>Plumlee</td><td>c</td><td>2-2</td><td>0-0</td><td>1-7</td><td>3-3-6</td><td>5</td><td>4</td><td>1</td><td>1</td><td>1</td><td>1</td><td>24</td><td colspan="2"></td></tr><tr><td>Allen</td><td>g</td><td>9-12</td><td>5-6</td><td>9-9</td><td>1-4-5</td><td>3</td><td>32</td><td>4</td><td>2</td><td>0</td><td>2</td><td>38</td><td colspan="2"></td></tr><tr><td>Thornton</td><td>g</td><td>3-6</td><td>0-1</td><td>8-10</td><td>1-0-1</td><td>4</td><td>14</td><td>2</td><td>2</td><td>0</td><td>0</td><td>34</td><td colspan="2"></td></tr><tr><td>Jones</td><td>g</td><td>3-13</td></tr></table>															Duke		FG	3FG	FT	REB	PF	TP	A	TO	B	S	Min			Jefferson	f	2-5	0-0	4-6	4-4-8	5	8	1	3	0	0	31			Plumlee	c	2-2	0-0	1-7	3-3-6	5	4	1	1	1	1	24			Allen	g	9-12	5-6	9-9	1-4-5	3	32	4	2	0	2	38			Thornton	g	3-6	0-1	8-10	1-0-1	4	14	2	2	0	0	34			Jones	g	3-13																																																																																																																																																																																																																																																																											
Duke		FG	3FG	FT	REB	PF	TP	A	TO	B	S	Min																																																																																																																																																																																																																																																																																																																																																																																																																																																																																																																																																																																																																																																																																																																																																		
Ingram	f	2-7	0-3	4-11	1-4-5	1	8	2	2	1	0	26																																																																																																																																																																																																																																																																																																																																																																																																																																																																																																																																																																																																																																																																																																																																																		
Jefferson	f	2-3	0-0	2-7	4-3-7	4	6	1	2	3	0	34																																																																																																																																																																																																																																																																																																																																																																																																																																																																																																																																																																																																																																																																																																																																																		
Plumlee	c	2-2	0-0	0-0	0-3-3	1	4	0	0	1	2	21																																																																																																																																																																																																																																																																																																																																																																																																																																																																																																																																																																																																																																																																																																																																																		
Thornton	g	7-11	2-3	3-5	0-0-0	4	19	4	3	0	2	31																																																																																																																																																																																																																																																																																																																																																																																																																																																																																																																																																																																																																																																																																																																																																		
Jones	g	4-11	2-6	0-0	2-4-6	2	10	3	4	0	0	31																																																																																																																																																																																																																																																																																																																																																																																																																																																																																																																																																																																																																																																																																																																																																		
Allen		9-15	4-8	8-9	0-6-6	1	30	3	3	1	1	37																																																																																																																																																																																																																																																																																																																																																																																																																																																																																																																																																																																																																																																																																																																																																		
Kennard		0-4	0-3	2-2	1-3-4	1	2	0	0	0	0	20																																																																																																																																																																																																																																																																																																																																																																																																																																																																																																																																																																																																																																																																																																																																																		
Team					4-4-8																																																																																																																																																																																																																																																																																																																																																																																																																																																																																																																																																																																																																																																																																																																																																									
Totals		26-53	8-23	19-34	12-27-39	14	79	13	14	6	5	200																																																																																																																																																																																																																																																																																																																																																																																																																																																																																																																																																																																																																																																																																																																																																		
Pct.		49.1	34.8	55.9	DR: 8																																																																																																																																																																																																																																																																																																																																																																																																																																																																																																																																																																																																																																																																																																																																																									
Duke		FG	3FG	FT	REB	PF	TP	A	TO	B	S	Min																																																																																																																																																																																																																																																																																																																																																																																																																																																																																																																																																																																																																																																																																																																																																		
Jefferson	f	2-5	0-0	4-6	4-4-8	5	8	1	3	0	0	31																																																																																																																																																																																																																																																																																																																																																																																																																																																																																																																																																																																																																																																																																																																																																		
Plumlee	c	2-2	0-0	1-7	3-3-6	5	4	1	1	1	1	24																																																																																																																																																																																																																																																																																																																																																																																																																																																																																																																																																																																																																																																																																																																																																		
Allen	g	9-12	5-6	9-9	1-4-5	3	32	4	2	0	2	38																																																																																																																																																																																																																																																																																																																																																																																																																																																																																																																																																																																																																																																																																																																																																		
Thornton	g	3-6	0-1	8-10	1-0-1	4	14	2	2	0	0	34																																																																																																																																																																																																																																																																																																																																																																																																																																																																																																																																																																																																																																																																																																																																																		
Jones	g	3-13	3-7	2-3	2-2-4	1	11	3	0	0	1	38																																																																																																																																																																																																																																																																																																																																																																																																																																																																																																																																																																																																																																																																																																																																																		
Jeter		2-2	0-0	0-1	1-1-2	0	4	0	1	0	0	5																																																																																																																																																																																																																																																																																																																																																																																																																																																																																																																																																																																																																																																																																																																																																		
Kennard		2-5	0-3	4-4	0-1-1	2	8	0	0	0	0	14																																																																																																																																																																																																																																																																																																																																																																																																																																																																																																																																																																																																																																																																																																																																																		
Ingram		2-7	0-1	1-2	0-1-1	1	5	0	0	0	2	16																																																																																																																																																																																																																																																																																																																																																																																																																																																																																																																																																																																																																																																																																																																																																		
Team					0-3-3																																																																																																																																																																																																																																																																																																																																																																																																																																																																																																																																																																																																																																																																																																																																																									
Totals		25-52	8-18	28-36	12-19-31	21	86	11	9	1	6	200																																																																																																																																																																																																																																																																																																																																																																																																																																																																																																																																																																																																																																																																																																																																																		
Pct.		48.1	44.4	77.8	DR: 2																																																																																																																																																																																																																																																																																																																																																																																																																																																																																																																																																																																																																																																																																																																																																									
Duke		FG	3FG	FT	REB	PF	TP	A	TO	B	S	Min																																																																																																																																																																																																																																																																																																																																																																																																																																																																																																																																																																																																																																																																																																																																																		
Jefferson	f	2-5	0-0	4-6	4-4-8	5	8	1	3	0	0	31																																																																																																																																																																																																																																																																																																																																																																																																																																																																																																																																																																																																																																																																																																																																																		
Plumlee	c	2-2	0-0	1-7	3-3-6	5	4	1	1	1	1	24																																																																																																																																																																																																																																																																																																																																																																																																																																																																																																																																																																																																																																																																																																																																																		
Allen	g	9-12	5-6	9-9	1-4-5	3	32	4	2	0	2	38																																																																																																																																																																																																																																																																																																																																																																																																																																																																																																																																																																																																																																																																																																																																																		
Thornton	g	3-6	0-1	8-10	1-0-1	4	14	2	2	0	0	34																																																																																																																																																																																																																																																																																																																																																																																																																																																																																																																																																																																																																																																																																																																																																		
Jones	g	3-13																																																																																																																																																																																																																																																																																																																																																																																																																																																																																																																																																																																																																																																																																																																																																												

2015-16 Box Scores

[15/12] Duke 103, Long Beach State 81 Game 13 • Dec. 30, 2015 • Durham, N.C.

Long Beach State	FG	3FG	FT	REB	PF	TP	A	TO	B	S	Min
Riggins	f	3-5	0-0	0-2	3-14	5	6	2	0	2	0 22
Faust	g	4-13	1-5	1-2	3-5-8	3	10	3	3	1	0 30
Blackwell	g	7-12	4-6	1-2	2-4-6	2	19	2	2	1	1 36
Spencer	g	9-14	2-3	0-1	0-4-4	4	20	2	4	0	3 33
Bibbins	g	4-12	1-2	3-4	1-5-6	3	12	5	3	0	0 35
Levin		3-6	1-2	2-2	3-6-9	3	9	3	3	0	0 24
Rifkind		0-0	0-0	0-0	1-0-1	0	0	0	0	0	0 1
Jones		1-1	0-0	0-0	0-0-0	4	2	0	1	0	0 8
Moye		0-0	0-0	0-0	0-0-0	0	0	0	0	0	0 1
Prince		0-3	0-0	3-4	0-1-1	5	3	0	2	0	0 10
Team					3-0-3						
Totals		31-66	9-18	10-17	16-26-42	29	81	17	18	4	4 200
Pct.		47.0	50.0	58.8	DR: 4						

FGS (1st half: 13-26, 50.0%; 2nd half: 18-40, 45.0%)

3FGS (1st half: 3-5, 60.0%; 2nd half: 6-13, 46.2%)

FTS (1st half: 7-10, 70.0%; 2nd half: 3-7, 42.9%)

Duke	FG	3FG	FT	REB	PF	TP	A	TO	B	S	Min
Ingram	f	5-14	2-7	2-2	2-3-5	2	14	1	0	0	2 35
Plumlee	c	3-3	0-0	2-2	3-7-10	3	8	0	1	2	0 31
Allen	g	8-15	2-6	15-17	1-4-5	2	33	6	1	0	0 35
Thornton	g	8-12	2-3	0-0	0-1-1	4	18	5	3	1	2 30
Jones	g	6-14	4-7	5-6	3-4-14	2	21	5	0	1	1 38
Jeter		0-0	0-0	0-0	0-1-1	2	0	0	2	0	0 9
Kennard		2-6	1-4	4-5	0-4-4	3	9	1	0	1	1 21
Obi		0-0	0-0	0-0	0-0-0	0	0	0	0	0	0 1
Team					0-1-1						
Totals		32-64	11-27	28-32	9-22-31	18	103	18	7	5	6 200
Pct.		50.0	40.7	87.5	DR: 1						

FGS (1st half: 11-32, 34.4%; 2nd half: 21-32, 65.6%)

3FGS (1st half: 3-12, 25.0%; 2nd half: 8-15, 53.3%)

FTS (1st half: 17-18, 94.4%; 2nd half: 11-14, 78.6%)

Officials: Mike Stuart, Jerry Heater, Alfréd Smith
Attendance: 9,314 • Technical Fouls: None

Score by Periods	1st	2nd	Total
Long Beach State	36	45	81
Duke	42	61	103

[15/12] Duke 81, Boston College 64 Game 14 • Jan. 2, 2016 • Chestnut Hill, Mass.

Duke	FG	3FG	FT	REB	PF	TP	A	TO	B	S	Min
Ingram	f	9-18	4-9	3-4	1-8-9	2	25	3	3	0	1 40
Plumlee	c	0-0	0-0	1-4	3-2-5	3	1	1	1	0	2 34
Allen	g	5-8	0-1	7-8	1-8-9	3	17	5	3	0	3 39
Thornton	g	1-2	0-1	1-2	0-1-1	2	3	1	3	0	1 15
Jones	g	5-10	3-7	3-5	1-1-2	3	16	2	4	1	3 38
Jeter		0-0	0-0	2-4	0-1-1	2	2	0	2	1	0 6
Kennard		7-11	1-5	2-3	0-5-5	3	17	2	0	1	0 27
Pagliuca		0-0	0-0	0-0	0-0-0	0	0	0	0	0	0 1
Team					2-1-3						
Totals		27-49	8-23	19-30	8-27-35	18	81	14	16	3	10 200
Pct.		55.1	34.8	63.3	DR: 5						

FGS (1st half: 13-26, 50.0%; 2nd half: 14-23, 60.9%)

3FGS (1st half: 3-13, 23.1%; 2nd half: 5-10, 50.0%)

FTS (1st half: 8-10, 80.0%; 2nd half: 11-20, 55.0%)

Boston College	FG	3FG	FT	REB	PF	TP	A	TO	B	S	Min
Meznicks	f	0-3	0-2	0-0	2-1-3	4	0	0	3	0	0 20
Turner	f	2-4	2-3	0-0	0-5-5	3	6	2	1	0	1 26
Clifford	c	5-13	0-0	2-4	2-3-5	4	12	1	4	0	0 26
Robinson	g	6-11	0-0	3-3	1-6-7	3	15	4	3	0	4 36
Carter	g	7-16	2-6	3-4	0-2-2	5	19	5	2	0	1 36
Hicks		1-3	0-2	0-0	0-0-0	0	2	0	0	0	0 13
Diallo		1-2	0-0	1-1	0-1-1	0	3	0	1	0	0 11
Owens		0-2	0-0	1-2	0-0-0	1	1	1	0	0	0 12
Milon		1-1	0-0	0-0	0-0-0	3	3	1	2	0	0 12
Barnes-Thompkins	1-1	1-1	0-0	0-0-0	2	3	0	0	0	0	0 8
Team					1-2-3						
Totals		24-56	6-15	10-14	6-20-26	25	64	14	16	0	6 200
Pct.		42.9	40.0	71.4	DR: 3						

FGS (1st half: 9-25, 36.0%; 2nd half: 15-31, 48.4%)

3FGS (1st half: 2-7, 28.6%; 2nd half: 4-8, 50.0%)

FTS (1st half: 4-6, 66.7%; 2nd half: 6-8, 75.0%)

Officials: Tim Comer, Jerry Heater, Tim Nestor
Attendance: 7,963 • Technical Fouls: None

Score by Periods	1st	2nd	Total
Duke	37	44	81
Boston College	24	40	64

[14/10] Duke 91, Wake Forest 75 Game 15 • Jan. 6, 2016 • Winston-Salem, N.C.

Duke	FG	3FG	FT	REB	PF	TP	A	TO	B	S	Min
Ingram	f	5-13	2-5	5-6	0-5-5	2	17	3	1	4	3 39
Plumlee	c	7-7	0-0	4-4	3-4-7	3	18	1	0	2	0 34
Allen	g	7-10	3-4	7-8	0-3-3	4	24	3	1	1	2 32
Thornton	g	3-9	1-1	0-0	1-2-3	2	7	2	1	0	0 29
Jones	g	1-8	0-6	0-0	1-2-3	4	2	1	1	1	1 26
Jeter		0-0	0-0	0-0	0-0-0	1	0	0	0	0	0 7
Kennard		7-11	0-1	9-9	1-4-5	3	23	3	1	0	1 32
Obi		0-0	0-0	0-0	1-0-1	1	0	0	1	0	0 1
Team					1-0-1						
Totals		30-58	6-17	25-27	8-22-30	20	91	13	6	8	7 200
Pct.		51.7	35.3	92.6	DR: 2						

FGS (1st half: 18-30, 60.0%; 2nd half: 12-28, 42.9%)

3FGS (1st half: 5-10, 50.0%; 2nd half: 1-7, 14.3%)

FTS (1st half: 9-10, 90.0%; 2nd half: 16-17, 94.1%)

Wake Forest	FG	3FG	FT	REB	PF	TP	A	TO	B	S	Min
Thomas	f	9-11	0-0	3-6	5-7-12	5	21	3	2	1	0 27
Mitoglou	f	2-3	1-2	2-2	2-0-2	4	7	1	2	0	0 15
Miller-McIntyre	g	9-19	0-1	2-3	3-4-7	2	20	3	2	0	0 37
Wilbekin	g	0-5	0-5	0-0	0-0-0	2	0	1	0	0	0 25
Crawford	g	0-6	0-1	1-2	1-1-2	0	1	2	3	0	1 24
McClinton		0-0	0-0	0-0	0-0-0	0	0	0	0	0	0 5
Collins		4-9	0-0	3-6	3-4-7	3	11	0	0	2	0 20
Watson		1-4	1-3	0-0	0-3-3	2	3	3	1	0	1 19
Hudson		4-8	3-6	1-1	0-0-0	1	12	2	2	0	1 27
VanHorn		0-0	0-0	0-0	0-0-0	0	0	0	0	0	0 1
Team					5-1-6						
Totals		29-65	5-18	12-20	19-20-39	19	75	15	12	3	5 200
Pct.		44.6	27.8	60.0	DR: 3						

FGS (1st half: 18-33, 54.5%; 2nd half: 11-32, 34.4%)

3FGS (1st half: 3-8, 37.5%; 2nd half: 2-10, 20.0%)

FTS (1st half: 8-11, 72.7%; 2nd half: 4-9, 44.4%)

Officials: Roger Ayers, Raymond Styons, Sean Hull
Attendance: 13,466 • Technical Fouls: Wake Forest-Devin Thomas

Score by Periods	1st	2nd	Total
Duke	50	41	91
Wake Forest	47	28	75

[14/10] Duke 82, Virginia Tech 58 Game 16 • Jan. 9, 2016 • Durham, N.C.

Virginia Tech	FG	3FG	FT	REB	PF	TP	A	TO	B	S	Min
Henry	f	3-5	0-0	0-0	0-4-4	4	6	0	0	0	0 11
LeDay	f	6-11	0-1	6-6	3-6-9	4	18	2	1	1	0 36
Allen	g	1-9	0-2	1-2	0-3-3	2	3	2	5	1	0 30
Bibbs	g	1-4	0-2	1-2	0-4-4	2	3	1	0	0	0 31
Hudson	g	2-9	0-4	4-7	0-0-0	4	8	1	3	0	0 23
Robinson		2-4	1-1	3-5	0-2-2	2	8	3	2	0	0 24
Wilson		0-2	0-0	0-0	0-2-2	1	0	1	0	0	0 17
Pierce		0-0	0-0	0-0	0-1-1	0	0	0	0	0	1 3
Hamilton		0-0	0-0	0-0	0-0-0	0	0	0	0	0	0 1
Blackshear Jr.		6-12	0-2	0-0	2-3-5	5	12	1	3	0	1 24
Team					3-0-3						1
Totals		21-56	1-12	15-22	8-25-33	24	58	11	15	2	2 200
Pct.		37.5	8.3	68.2	DR: 2						

FGS (1st half: 8-29, 27.6%; 2nd half: 13-27, 48.1%)

3FGS (1st half: 0-8, 0.0%; 2nd half: 1-4, 25.0%)

FTS (1st half: 7-9, 77.8%; 2nd half: 8-13, 61.5%)

Duke	FG	3FG	FT	REB	PF	TP	A	TO	B	S	Min
Ingram	f	4-7	3-6	5-9	1-8-9	1	16	2	2	6	1 37
Plumlee	c	6-7	0-0	9-10	3-7-10	1	21	0	0	2	0 32
Allen	g	6-14	2-7	2-4	1-6-7	4	16	4	3	0	0 32
Thornton	g	2-10	0-3	1-2	1-4-5	3	5	7	5	0	0 30
Jones	g	5-10	3-5	0-0	0-2-2	2	13	2	2	0	3 34
Jeter		0-0	0-0	0-0	1-0-1	4	0	0	0	0	0 8
Kennard		4-8	1-2	2-2	1-2-3	3	11	1	1	0	0 26
Pagliuca		0-1	0-1	0-0	0-0-0	0	0	0	0	0	0 1
Team					2-3-5						
Totals		27-57	9-24	19-27	10-32-42	18	82	16	13	8	4 200
Pct.		47.4	37.5	70.4	DR: 3						

FGS (1st half: 16-32, 50.0%; 2nd half: 11-25, 44.0%)

3FGS (1st half: 8-17, 47.1%; 2nd half: 1-7, 14.3%)

FTS (1st half: 10-13, 76.9%; 2nd half: 9-14, 64.3%)

Officials: Tim Clougherty, Jeffrey Anderson, Wally Rutecki
Attendance: 9,314 • Technical Fouls: None

Score by Periods	1st	2nd	Total
Virginia Tech	23	35	58
Duke	50	32	82

2015-16 Box Scores

[20/12] Duke 62, Syracuse 64
Game 19 • Jan. 19, 2016 • Durham, N.C.

Syracuse

	FG	3FG	FT	REB	PF	TP	A	TO	B	S	Min
Roberson f	7-14	0-0	0-3	12-8-20	1	14	3	0	0	0	36
Coleman c	0-4	0-0	0-0	2-3-5	3	0	0	2	0	1	14
Gbinije g	6-11	2-5	0-1	1-0-1	4	14	9	4	0	2	38
Cooney g	4-15	4-9	2-2	0-1-1	2	14	0	1	0	0	39
Richardson g	5-16	3-6	1-2	0-6-6	2	14	1	0	0	1	37
Howard	0-2	0-0	0-0	1-0-1	0	0	1	1	0	0	7
Lydton	3-9	2-3	0-0	6-3-9	2	8	0	0	1	1	29
Team				4-2-6							
Totals	25-71	11-23	3-8	26-23-49	14	64	14	8	1	5	200
Pct.	35.2	47.8	37.5	DR: 0							

FGS (1st half: 10-32, 31.3%; 2nd half: 15-39, 38.5%)
3FGS (1st half: 4-6, 66.7%; 2nd half: 7-17, 41.2%)
FTS (1st half: 2-4, 50.0%; 2nd half: 1-4, 25.0%)

Duke

	FG	3FG	FT	REB	PF	TP	A	TO	B	S	Min
Ingram f	5-12	3-8	0-0	4-7-11	2	13	3	3	0	0	40
Plumlee c	7-11	0-0	5-8	11-6-17	1	19	0	1	4	1	38
Allen g	7-15	3-8	1-1	0-1-1	2	18	1	2	1	1	38
Kennard g	0-9	0-7	0-0	0-4-4	2	0	2	0	0	0	28
Jones g	2-11	2-11	0-0	0-2-2	4	6	7	0	0	2	32
Thornton	2-4	2-3	0-0	1-2-3	3	6	1	2	0	0	22
Obi	0-0	0-0	0-0	0-0-0	1	0	0	1	0	0	2
Team				2-2-4							
Totals	23-62	10-37	6-9	18-24-42	15	62	14	9	5	4	200
Pct.	37.1	27.0	66.7	DR: 1,1							

FGS (1st half: 9-30, 30.0%; 2nd half: 14-32, 43.8%)
3FGS (1st half: 5-21, 23.8%; 2nd half: 5-16, 31.3%)
FTS (1st half: 6-6, 100.0%; 2nd half: 0-3, 0.0%)

Officials: Roger Ayers, Bryan Kersey, Michael Roberts
Attendance: 9,314 • Technical Fouls: None

Score by Periods

	1st	2nd	Total
Syracuse	26	38	64
Duke	29	33	62

[20/12] Duke 88, NC State 78
Game 20 • Jan. 23, 2016 • Raleigh, N.C.

Duke

	FG	3FG	FT	REB	PF	TP	A	TO	B	S	Min
Allen *	11-17	1-5	5-5	1-6-7	4	28	7	1	0	0	34
Kennard *	4-12	2-8	2-2	0-1-1	2	12	1	1	0	0	31
Jones *	2-6	2-3	2-2	1-0-1	2	8	3	1	1	0	36
Ingram *	10-16	4-6	1-3	1-6-7	2	25	3	3	1	2	39
Plumlee *	3-4	0-0	4-6	6-2-8	4	10	2	0	1	1	39
Thornton	2-4	1-3	0-0	0-3-3	1	5	0	3	0	1	20
Obi	0-0	0-0	0-0	0-0-0	0	0	0	0	0	0	1
Team				1-3-4							
Totals	32-59	10-25	14-18	10-21-31	15	88	16	9	3	4	200
Pct.	54.2	40.0	77.8	DR: 2,1							

FGS (1st half: 15-35, 42.9%; 2nd half: 17-24, 70.8%)
3FGS (1st half: 3-14, 21.4%; 2nd half: 7-11, 63.6%)
FTS (1st half: 3-5, 60.0%; 2nd half: 11-13, 84.6%)

NC State

	FG	3FG	FT	REB	PF	TP	A	TO	B	S	Min
Abu *	6-9	0-0	2-6	1-4-5	4	14	2	2	1	1	28
Barber *	8-14	3-4	0-0	0-0-0	1	19	1	2	0	3	39
Co. Martin *	6-8	1-1	0-0	2-2-4	5	13	4	3	0	0	28
Anyia *	2-5	0-0	0-0	2-2-4	2	4	0	1	1	0	19
Rowan *	3-11	1-8	5-5	0-2-2	2	12	4	0	0	0	35
Freeman	1-3	0-0	0-0	2-5-7	3	2	6	0	0	0	26
Ca. Martin	5-10	3-8	1-2	1-3-4	0	14	2	1	0	1	25
Team				1-1-2							
Totals	31-60	8-21	8-13	9-19-28	17	78	19	9	2	5	200
Pct.	51.7	38.1	61.5	DR: 3							

FGS (1st half: 17-30, 56.7%; 2nd half: 14-30, 46.7%)
3FGS (1st half: 6-9, 66.7%; 2nd half: 2-12, 16.7%)
FTS (1st half: 3-4, 75.0%; 2nd half: 5-9, 55.6%)

Officials: Tim Nestor, Bill Covington, Brian O'Connell
Attendance: 19,500 • Technical Fouls: None

Score by Periods

	1st	2nd	Total
Duke	36	52	88
NC State	43	35	78

2015-16 Duke Basketball
Duke Combined Team Statistics (as of Jan 23, 2016)
All games

RECORD:	OVERALL	HOME	AWAY	NEUTRAL
ALL GAMES	15-5	10-2	3-1	2-2
CONFERENCE	4-3	1-2	3-1	0-0
NON-CONFERENCE	11-2	9-0	0-0	2-2

#	Player	gp-gs	min	avg	Total		3-Point		F-Throw		Rebounds										pts	avg			
					fg-fga	fg%	3fg-fga	3fg%	ft-fa	ft%	off	def	tot	avg	pf	dq	a	to	blk	stl					
03	GraysonAllen	20-19	689	34.5	132-263	.502	38-95	.400	107-126	.849	15	80	95	4.8	49	0	75	35	5	20	409	20.5			
14	Brandon Ingram	20-18	639	32.0	121-247	.490	44-105	.419	55-87	.632	34	90	124	6.2	45	0	34	33	31	27	341	17.1			
13	Matt Jones	20-20	667	33.3	86-209	.411	49-121	.405	29-41	.707	22	35	57	2.9	43	0	51	22	7	23	250	12.5			
05	Luke Kennard	20-4	498	24.9	77-182	.423	28-94	.298	63-68	.926	19	54	73	3.7	39	0	26	17	3	16	245	12.3			
21	AmileJefferson	9-9	273	30.3	41-60	.683	0-0	.000	21-38	.553	43	50	93	10.3	24	1	13	14	11	7	103	11.4			
12	Derryck Thornton	20-10	509	25.5	58-147	.395	19-46	.413	31-42	.738	8	36	44	2.2	44	0	56	37	4	12	166	8.3			
40	MarshallPlumlee	20-20	576	28.8	56-82	.683	0-0	.000	53-88	.602	66	93	159	8.0	55	2	21	22	39	18	165	8.3			
02	Chase Jeter	16-0	129	8.1	9-18	.500	0-0	.000	10-18	.556	12	17	29	1.8	31	1	3	14	6	2	28	1.8			
30	AntonioVrankovic	4-0	13	3.3	2-2	1.000	0-0	.000	0-0	.000	2	5	7	1.8	2	0	0	2	1	1	4	1.0			
34	Sean Obi	9-0	21	2.3	1-2	.500	0-0	.000	1-4	.250	4	2	6	0.7	7	0	0	2	1	0	3	0.3			
45	Nick Pagliuca	9-0	10	1.1	0-1	.000	0-1	.000	0-0	.000	0	3	3	0.3	0	0	0	1	0	1	0	0.0			
53	Brennan Besser	1-0	1	1.0	0-1	.000	0-1	.000	0-0	.000	0	0	0	0.0	0	0	0	0	0	0	0	0.0			
Team											35	43	78											2	
Total.....		20	4025		583-1214	.480	178-463	.384	370-512	.723	260	508	768	38.4	339	4	279	201	108	127	1714	85.7			
Opponents.....		20	4025		538-1243	.433	131-364	.360	208-315	.660	250	451	701	35.0	445	17	279	254	63	101	1415	70.8			

TEAM STATISTICS	DU	OPP	Date	Opponent	Score	Att.
SCORING	1714	1415	11/13/15	SIENA	w 92-74	9314
Points per game	85.7	70.8	11/14/15	BRYANT	w 113-75	9314
Scoringmargin	+15.0	-	11/17/15	vs Kentucky	L 63-74	20917
FIELD GOALS-ATT	583-1214	538-1243	11/20/15	vs VCU	w 79-71	18238
Field goal pct	.480	.433	11/22/15	vs GEORGETOWN	w 86-84	17287
3 POINT FG-ATT	178-463	131-364	11/25/15	YALE	w 80-61	9314
3-point FG pct	.384	.360	11/29/15	UTAH STATE	w 85-52	9314
3-pt FG made per game	8.9	6.6	12/2/15	INDIANA	w 94-74	9314
FREE THROWS-ATT	370-512	208-315	12/5/15	BUFFALO	w 82-59	9314
Free throw pct	.723	.660	12/15/15	GEORGIA SOUTHERN	w 99-65	9314
F-Throws made per game	18.5	10.4	12/19/15	vs UTAH	Lot 75-77	13174
REBOUNDS	768	701	12/28/15	ELON	w 105-66	9314
Rebounds per game	38.4	35.0	12/30/15	LONG BEACH STATE	w 103-81	9314
Reboundingmargin	+3.4	-	* 1/2/16	at Boston College	w 81-64	7963
ASSISTS	279	279	* 01/06/16	at Wake Forest	w 91-75	13466
Assists per game	14.0	14.0	* 1/9/16	VIRGINIA TECH	w 82-58	9314
TURNOVERS	201	254	* 1/13/16	at Clemson	L 63-68	12972
Turnovers per game	10.1	12.7	* 1/16/16	NOTRE DAME	L 91-95	9314
Turnovermargin	+2.7	-	* 1/18/16	SYRACUSE	L 62-64	9314
Assist/turnoverratio	1.4	1.1	* 1/23/16	at NC State	w 88-78	19500
STEALS	127	101				
Steals per game	6.4	5.1				
BLOCKS	108	63				
Blocks per game	5.4	3.2				
ATTENDANCE	111768	123517				
Homegames-Avg/Game	12-9314	4-13475				
Neutralsite-Avg/Game	-	4-17404				

* - Conference game

Score by Periods	1st	2nd	OT	Totals
Duke	851	848	15	1714
Opponents	684	714	17	1415

2015-16 Duke Basketball
Duke Combined Team Statistics (as of Jan 23, 2016)
Conference games

RECORD:	OVERALL	HOME	AWAY	NEUTRAL
ALL GAMES	4-3	1-2	3-1	0-0
CONFERENCE	4-3	1-2	3-1	0-0
NON-CONFERENCE	0-0	0-0	0-0	0-0

#	Player	gp-gs	min	avg	Total		3-Point		F-Throw		Rebounds				pf	dq	a	to	blk	stl	pts	avg
					fg-fga	fg%	3fg-fga	3fg%	ft-fa	ft%	off	def	tot	avg								
03	GraysonAllen	7-7	253	36.1	48-84	.571	14-35	.400	28-35	.800	3	26	29	4.1	22	0	30	15	2	6	138	19.7
14	Brandon Ingram	7-7	258	36.9	46-91	.505	23-47	.489	22-33	.667	7	42	49	7.0	17	0	17	16	14	7	137	19.6
05	Luke Kennard	7-3	211	30.1	36-77	.468	10-34	.294	21-23	.913	3	25	28	4.0	17	0	13	8	1	4	103	14.7
40	MarshallPlumlee	7-7	252	36.0	30-40	.750	0-0	.000	24-35	.686	34	31	65	9.3	18	0	8	6	12	5	84	12.0
13	Matt Jones	7-7	239	34.1	20-59	.339	13-42	.310	5-10	.500	4	10	14	2.0	19	0	21	12	3	11	58	8.3
12	Derryck Thornton	7-4	154	22.0	13-40	.325	6-16	.375	4-6	.667	3	17	20	2.9	12	0	16	15	0	3	36	5.1
02	Chase Jeter	5-0	25	5.0	0-0	.000	0-0	.000	2-4	.500	1	2	3	0.6	13	1	0	2	1	0	2	0.4
34	Sean Obi	4-0	6	1.5	0-0	.000	0-0	.000	0-2	.000	2	0	2	0.5	2	0	0	2	0	0	0	0.0
45	Nick Pagliuca	2-0	2	1.0	0-1	.000	0-1	.000	0-0	.000	0	0	0	0.0	0	0	0	0	0	0	0	0.0
Team											12	15	27									
Total.....		7	1400		193-392	.492	66-175	.377	106-148	.716	69	168	237	33.9	120	1	105	76	33	36	558	79.7
Opponents.....		7	1400		191-435	.439	44-121	.364	76-110	.691	94	155	249	35.6	138	4	101	78	18	36	502	71.7

TEAM STATISTICS	DU	OPP	Date	Opponent	Score	Att.
SCORING	558	502	* 1/2/16	at Boston College	w 81-64	7963
Points per game	79.7	71.7	* 01/06/16	at Wake Forest	w 91-75	13466
Scoringmargin	+8.0	-	* 1/9/16	VIRGINIA TECH	w 82-58	9314
FIELD GOALS-ATT	193-392	191-435	* 1/13/16	at Clemson	L 63-68	12972
Field goal pct	.492	.439	* 1/16/16	NOTRE DAME	L 91-95	9314
3 POINT FG-ATT	66-175	44-121	* 1/18/16	SYRACUSE	L 62-64	9314
3-point FG pct	.377	.364	* 1/23/16	at NC State	w 88-78	19500
3-pt FG made per game	9.4	6.3	* - Conference game			
FREE THROWS-ATT	106-148	76-110				
Free throw pct	.716	.691				
F-Throws made per game	15.1	10.9				
REBOUNDS	237	249				
Rebounds per game	33.9	35.6				
Reboundingmargin	-1.7	-				
ASSISTS	105	101				
Assists per game	15.0	14.4				
TURNOVERS	76	78				
Turnovers per game	10.9	11.1				
Turnovermargin	+0.3	-				
Assist/turnoverratio	1.4	1.3				
STEALS	36	36				
Steals per game	5.1	5.1				
BLOCKS	33	18				
Blocks per game	4.7	2.6				
ATTENDANCE	27942	53901				
Homegames-Avg/Game	3-9314	4-13475				
Neutralsite-Avg/Game	-	0-0				

Score by Periods	1st	2nd	Totals
Duke	287	271	558
Opponents	241	261	502