

miami

Amy Woodruff, Associate Communications Director
 O: (305) 284-3241 | C: (813) 410-1194
 A.Woodruff@miami.edu | @CanesHoops

2013-14 SCHEDULE

DATE	OPPONENT	TV	TIME/SCORE
Oct. 30	Florida Tech (exh.)		W, 84-55
Nov. 8	St. Francis Brooklyn	E3	L, OT, 62-66
Nov. 11	Georgia Southern	E3	W, OT, 81-80
Nov. 14	Texas Southern	E3	W, 84-69
Nov. 18	at College of Charleston &	E3	W, 70-54
Nov. 21	UCF	E3	L, 58-63

DIRECTV Wooden Legacy (Anaheim, Calif.)

Nov. 28	vs. RV/- George Washington	ESPNU	L, OT, 63-71
Nov. 29	vs. Cal State Fullerton	E3	W, 48-46
Dec. 1	vs. RV/RV Arizona State	E3	W, 60-57
Dec. 4	at Nebraska!	ESPNU	L, 49-60
Dec. 8	Virginia Tech*	ESPNU	L, OT, 60-61
Dec. 19	at Savannah State	CSS	W, 68-51
Dec. 22	La Salle	E3	W, 71-58
Dec. 30	Loyola (MD)	E3	W, 71-48
Jan. 4	at No. 2 Syracuse*	ACCN	L, 49-44
Jan. 8	at RV/RV North Carolina*	ESPN2	W, 63-57
Jan. 15	Florida State*	ACCN	L, 53-63
Jan. 18	at Georgia Tech*	RSN	W, 56-42
Jan. 22	No. 18 Duke*	ESPN2	L, 46-67
Jan. 25	No. 2 Syracuse*	CBS	L, 52-64
Jan. 29	at Maryland*	ACCN	L, 71-74
Feb. 1	Norfolk State	E3	W, 64-49
Feb. 5	No. 25/22 Pittsburgh*	RSN	L, OT, 55-59
Feb. 8	NC State*	RSN	L, 55-56
Feb. 10	at Florida State*	ESPNU	W, 77-73
Feb. 15	at Virginia Tech*	RSN	L, 52-45
Feb. 19	Notre Dame*	RSN	W, 71-64
Feb. 22	Boston College*	ACCN	W, 69-42
Feb. 26	at 12/11 Virginia*	RSN	L, 65-40
March 1	at NC State*	ACCN	W, 80-65
March 4	at Clemson*	ACCN	L, 58-54
March 8	Wake Forest*	RSN	W, 69-56

ACC Championship (Greensboro, N.C.)

March 12	Virginia Tech	E2/ACCN	W, 57-53
March 13	NC State	ESPN/ACCN	7 p.m.

All home games are played at the BankUnited Center
 Game times are ET and subject to change

* ACC game ! Big Ten/ACC Challenge
 & First game of Wooden Legacy, played in Charleston, S.C.
 ACCN - ACC Network RSN - Regional Sports Network

All conference games on an ESPN network will also be available on WatchESPN.
 All conference games carried on ACCN or RSN will also be available on ESPN3.
 All games can be heard on WQAM 560 and Canes All Access on HurricaneSports.com

SOCIAL MEDIA

Website: HurricaneSports.com

Twitter, Instagram, Facebook: @CanesHoops

MIAMI MEDIA GUIDE

Miami did not print media guides again this season.



MIAMI

HURRICANES
(17-15, 7-11)

NATIONAL RANKING

-- / --

LAST TIME OUT

W, 57-53 vs. Virginia Tech

STATISTICAL LEADERS

Points per Game

Rion Brown, 15.3
Garrius Adams, 10.3

Rebounds per Game

Rion Brown, 5.9

Assists per Game

Garrius Adams, 2.9

NC STATE

WOLFPACK
(19-12, 9-9)

NATIONAL RANKING

-- / --

LAST TIME OUT

First round bye

STATISTICAL LEADERS

Points per Game

T.J. Warren, 24.8
Ralston Turner, 10.0

Rebounds per Game

T.J. Warren, 7.1

Assists per Game

Anthony Barber, 3.5

SETTING THE SCENE

March 13, 2014 | 7 p.m.
 Greensboro Coliseum | Greensboro, N.C.

TV: ESPN | ACC Network
 Radio: 560 WQAM | SiriusXM 85
 Web: WQAM.com | ESPN3

After leading Miami to the 2013 NCAA Sweet 16 and winning the school's first ACC regular season and tournament championships, **Jim Larrañaga** was honored as the AP, Naismith, USBWA Henry Iba, Adolph Rupp Cup and ACC Coach of the Year. The Bronx, N.Y., native helped Miami to a No. 2 national ranking by both the AP and USA TODAY, and a No. 2 seed in the NCAA Tournament. He is the 10th coach in the last 10 years to lead two top-10 programs.



THE GAME

The No. 10 seed Miami Hurricanes face No. 7 seed NC State on Thursday at 7 p.m. in the second round of the ACC Tournament in Greensboro, N.C.

THE SERIES

Miami is 7-10 in the all-time series against NC State, which dates back to the 1939-40 season. The Canes are 3-4 against the Wolfpack at home, 1-0 at neutral sites and 2-6 on the road. Miami has won three of the last four matchups against NC State and split the season series with the Wolfpack this year.

THE ACC TOURNAMENT

Miami won the 2013 ACC Tournament, defeating Boston College (69-58), then NC State (81-71) and North Carolina (87-77) in the championship game. The Hurricanes are 11-8 in ACC Tournament play and have advanced past the first round of competition in eight of 10 seasons, including five-straight.

THE BROADCASTS

Catch the game on ESPN with Dan Shulman and Sean Farnham making the call, and on the ACC Network with Tim Brando and Dan Bonner. Also check out the game on 560 WQAM Radio with Joe Zagacki and Josh Darrow.

THE COACH

Head coach Jim Larrañaga has a 536-369 overall record in his 30th season as a head coach. He is 66-35 in his third season at the University of Miami.

THE POLLS (as of March 12)

KenPom.com: Miami - 64, NC State 77

NCAA RPI: Miami - 107, NC State - 66

SOS: Miami - 55

THE WEATHER

Projected temperatures on game day: Coral Gables - 75/58. Raleigh, N.C. - 46/28.

2013-14 ROSTER

#	Name	Pos.	Ht.	Wt.	Yr.	Hometown Previous School (s)
4	Raphael Akpejori	F	6-9	241	Sr.	Lagos, Nigeria Sunrise Christian Academy (Kan.) Averaging 19.8 mpg, 1.3 ppg & 2.8 rpg when starting, after 5.3 mpg, 0.7 ppg and 0.8 rpg in non-conference ... Engineering major.
5	Davon Reed	G	6-6	208	Fr.	Ewing, N.J. Princeton Day School (N.J.) Hit four from distance with 14 pts in first ACCT game (3/12) ... Notched 16 points in 25 min. against Syracuse (1/25) ... 12 pts, 3 rebs vs. ND.
11	Mike Fernandez	G	6-1	189	Fr.	Coral Gables, Fla. Belen Jesuit Walk on raised in Coral Gables, Fla. ... H.M. All-Dade County ... Hit 40 percent of field goals senior season.
12	Justin Heller	G	6-2	177	Sr.	Boca Raton, Fla. West Boca Raton Community Walk on who earned scholarship spring 2014 semester ... Played in 18 career games ... Scored first ACC points (2) vs. BC on Feb. 22.
15	Rion Brown	G	6-6	211	Sr.	Hinesville, Ga. Liberty County Double digit pts in 14-straight ... Seven 20+ point games in last 13 outings ... 7+ reb in 13 games ... 34.5% 3FG in ACC after 29.4% in non-conf.
20	Manu Lecomte	G	5-11	159	Fr.	Brussels, Belgium Athene des Pagodes Scored 15 points on 3-3 from three at NC State ... Six assists vs. Wake Forest ... Season high 19 points at MD ... 2+ assists 21 games.
21	Erik Swoope	F	6-5	220	Sr.	Lake Elsinore, Calif. Harvard-Westlake 6-straight games 10+ points ... Since joining starting five vs. FSU: 10.1 ppg, 4.4 rpg, 57.9%FG in 30.0 mpg ... Max bench press is 365 pounds.
22	Donnavan Kirk	F	6-9	228	Gr.	Pontiac, Mich. DePaul Detroit Country Day HS Missed first round game with lower left extremity injury ... Block in 21 games, multiple blocks in 13 outings ... 7+ rebounds in 11 games.
23	Tonye Jekiri	C	7-0	235	So.	Hialeah, Fla. Champagnat Catholic School Nigeria 10+ rebounds in two of last four games ... First career double-double with 14p, 13r at NCST ... At FSU 15 pts, 6 reb, 2 blocks ... Native of Nigeria.
25	Garrius Adams	G	6-6	200	Gr.	Apex, N.C. Middle Creek Career-best 22 points vs. Wake Forest ... Last 10-of-13 games with double-digit scoring ... 3+ assists in 18 games.
35	James Kelly	F	6-7	246	Jr.	Ann Arbor, Mich. Owens CC Pioneer HS Nine points and five rebounds at Virginia Tech in February ... ACC-best 12 points vs. Virginia Tech in December.

REDSHIRTS (*will sit out 2013-14 season and have two years of eligibility remaining)

1	Deandre Burnett	G	6-2	191	Fr.	Miami, Fla. Carol City HS Sustained left wrist injury, redshirt for rookie season ... 2012 Parade All-American ... Avg. 37 ppg as a senior, third in the nation.
10	Sheldon McClellan *	G	6-5	206	Jr.	Houston, Texas Texas Bellaire Played 68 games, starting 24 at Texas ... In two seasons averaged 12.4 ppg, 3.6 rpg, 0.7 apg.
13	Angel Rodriguez *	G	5-11	181	Jr.	Cupey, P.R. Kansas State Miami Krop HS NABC All-District, All-Big 12, Big 12 All-Defensive Team ... Big 12 Co-Champions ... Played 65 career games, averaging 9.8 ppg, 4.2 apg.

LARRAÑAGA BY THE NUMBERS

1 - Coach Jim Larrañaga is one of four ACC coaches with a Final Four appearance to his credit.

4 - In 2006, Coach Jim Larrañaga became the first coach at a mid-major school to take his team to the NCAA Final Four in 27 years.

7 - Larrañaga is no stranger to the ACC. In his seven seasons as an assistant coach at Virginia, the Cavaliers participated in the NCAA Final Four in 1981 and 1984, won three ACC Championships and finished in the Top 5 of the AP rankings.

14 - Larrañaga has made 14 postseason appearances in the past 23 years, including six NCAA tournaments.

30 - Larrañaga is in his 30th year as a head coach and has successfully transitioned three institutions into successful programs: Miami, Bowling Green and George Mason.

LARRAÑAGA - WHY MIAMI?

Along with returning to the best basketball conference in the country, Coach L had a few personal reasons for accepting the head coaching job at Miami. Coach's grandfather was from Cuba, where he produced the Larrañaga [lare-en-YAH-ga] cigar. Coach's father was raised in Key West before moving to The Bronx, N.Y., getting married and raising six children. Coach L was raised in The Bronx, but vacationed to Florida as a boy. He also has owned a house in Sarasota - which he bought from Dick Vitale's daughter - for eight years, and three of his siblings have retired to Florida.

MIAMI VS. NC STATE (7-10)

Since the rebirth of Miami basketball in 1985: 7-9

Since joining the ACC in 2004-05: 7-9

Since the arrival of Jim Larrañaga in 2011-12: 3-3

1939-40	L	46-35	(a)
1/09/05	W	67-66	(h)
12/18/05	L	81-69	(a)
2/8/06 (2OT)	L	86-77	(h)
2/10/07	W	80-65	(h)
1/19/08 (OT)	L	79-77	(a)
3/13/08	W	63-50	(n)
1/27/09 (OT)	L	84-81	(a)
3/7/09	W	72-64	(h)
2/27/10	L	66-71	(h)
1/23/11	L	72-70	(a)
1/22/12	L	78-73	(h)
2/29/12	L	77-73	(a)
2/2/13	W	79-78	(a)
3/16/13	W	81-71	(n)
2/8/14	L	56-55	(h)
3/1/14	W	80-65	(a)

PRONUNCIATIONS

Players

5	Davon Reed	Dave-on
10	Raphael Akpejori	AHK-peh-jore-ee
15	Rion Brown	Ryan
20	Manu Lecomte	Man-ew La-cont
21	Erik Swoope	Swoope
23	Tonye Jekiri	Tahn-yay Jah-kEEr-EE
25	Garrius Adams	GARY-us

Coaches

Jim Larrañaga	LARE-uh-NAY-guh
Michael Huger	HUE-gur
Chris Caputo	Ca-poo-toe

CLASS BREAKDOWN

Graduates	Garrius Adams, Donnavan Kirk
Seniors	Raphael Akpejori, Rion Brown Justin Heller, Erik Swoope
Juniors	James Kelly, Sheldon McClellan Angel Rodriguez
Sophomores	Tonye Jekiri
Freshmen	Deandre Burnett, Mike Fernandez Manu Lecomte, Davon Reed

GEOGRAPHIC BREAKDOWN

BELGIUM	
Brussels	Manu Lecomte
NIGERIA	
Lagos	Raphael Akpejori
PUERTO RICO	
Cupey	Angel Rodriguez
UNITED STATES	
California	Erik Swoope
Florida	Deandre Burnett, Mike Fernandez Justin Heller, Tonye Jekiri
Georgia	Rion Brown
Michigan	James Kelly, Donnavan Kirk
New Jersey	Davon Reed
North Carolina	Garrius Adams
Texas	Sheldon McClellan

2013-14 ACC STANDINGS

Team	ACC	Overall
1. Virginia	16-2 .889	25-6 .806
2. Syracuse	14-4 .778	27-4 .871
3. Duke	13-5 .722	24-7 .774
4. North Carolina	13-5 .722	23-8 .742
5. Pitt	11-7 .611	23-8 .742
6. Clemson	10-8 .556	19-11 .633
7. NC State	9-9 .500	19-12 .613
8. Maryland	9-9 .500	17-14 .548
9. Florida State	9-9 .500	18-12 .600
10. Miami	7-11 .389	16-15 .516
11. Georgia Tech	6-12 .333	15-16 .484
12. Wake Forest	6-12 .333	16-15 .516
13. Notre Dame	6-12 .333	15-16 .484
14. Boston College	4-14 .222	8-23 .258
15. Virginia Tech	2-16 .111	9-21 .300

Miami was picked to finish 12th in the ACC in preseason polls

MIAMI IN THE ACC TOURNAMENT

Miami won the ACC Tournament in 2013, defeating North Carolina, 87-77, in the championship game.

Miami is the only team not from the state of North Carolina to win both the ACC regular season and ACC tournament titles.

Miami is 11-8 in ACC Tournament play. Miami is playing in the event for the 10th time.

Under head coach Jim Larrañaga, Miami is 5-1 in the ACC Tournament.

Miami has won five of its last six games in the ACC Tournament.

Miami's three wins in last year's event are the most by the Canes in the ACC Tournament.

Miami is 8-3 in tournament games played in Greensboro.

Miami's highest seed was No. 1, just a season ago. Prior to 2012-13, Miami's highest seed was No. 5 in 2007-08. The Canes were 1-1 that year at the ACC.

Since Miami joined the ACC in 2004-05, three teams have won both the regular season and tournament, once by Miami (2013), twice by Duke (2006, 2009) and North Carolina (2007, 2008).

ACC TOURNAMENT MVP

Shane Larkin 2012-13

ACC ALL-TOURNAMENT TEAM

Durand Scott	2009-10	
Shane Larkin	2012-13	1st
Durand Scott	2012-13	1st
Trey McKinney Jones	2012-13	2nd
Julian Gamble	2012-13	2nd

ACC COACH OF THE YEAR

Jim Larrañaga 2012-13 Coaches / ASCMA

ACC PLAYER OF THE YEAR

Shane Larkin 2012-13 Coaches

ACC DEFENSIVE PLAYER OF THE YEAR

Durand Scott 2012-13 Coaches / ASCMA

FIRST TEAM ALL-ACC

Jack McClinton	2007-08	
Jack McClinton	2008-09	
Shane Larkin	2012-13	Coaches / ASCMA

SECOND TEAM ALL-ACC

Guillermo Diaz	2004-05	
Guillermo Diaz	2005-06	
Kenny Kadji	2012-13	Coaches / ASCMA

THIRD TEAM ALL-ACC

Robert Hite	2005-06	
Jack McClinton	2006-07	
Malcolm Grant	2010-11	
Kenny Kadji	2011-12	
Durand Scott	2012-13	Coaches
Rion Brown	2013-14	Coaches/ASCMA

HONORABLE MENTION ALL-ACC

Robert Hite	2004-05	
Reggie Johnson	2010-11	
Durand Scott	2011-12	
Durand Scott	2012-13	ASCMA

ACC ALL-DEFENSIVE TEAM

Anthony King	2004-05	
Shane Larkin	2012-13	Coaches / ASCMA
Durand Scott	2012-13	Coaches / ASCMA
Julian Gamble	2012-13	Coaches

CURRENT CANES IN THE ACC TOURNAMENT

Garrius Adams		TOTAL		3-PTS		REBOUNDS											
Opponent	Date	GS	Min	FG	A	Pct	3	A	Pct	FT	A	Pct	O	D	Tot	Avg	Pts
vs Wake Forest	03/11/10	7	0	1	.000	0	0	.000	0	0	.000	0	0	0	0.0	0	0
vs Duke	03/13/10	4	0	0	.000	0	0	.000	0	0	.000	0	0	0	0.0	0	0
vs Virginia	03/10/11	30	4	10	.400	2	5	.400	0	0	.000	2	3	5	5.0	1	10
vs UNC	03/11/11	25	0	4	.000	0	1	.000	0	0	.000	1	2	3	4.0	1	0
at GT	03/08/12	5	0	0	.000	0	0	.000	0	0	.000	0	0	0	0.0	0	0
vs FSU	03/09/12	8	1	2	.500	0	1	.000	1	2	.500	0	1	1	0.5	1	3
vs VT	03/12/14	*	34	2	6	.333	1	3	.333	2	2	1.000	1	2	3	3.0	7

Raphael Akpejori		TOTAL		3-PTS		REBOUNDS											
Opponent	Date	GS	Min	FG	A	Pct	3	A	Pct	FT	A	Pct	O	D	Tot	Avg	Pts
at GT	03/08/12	1	0	0	.000	0	0	.000	0	0	.000	0	0	0	0.0	0	0
vs FSU	03/09/12	3	0	1	.000	0	0	.000	0	0	.000	0	1	1	0.5	0	0
vs VT	03/12/14	3	0	0	.000	0	0	.000	0	0	.000	0	1	1	1.0	0	0

Rion Brown		TOTAL		3-PTS		REBOUNDS											
Opponent	Date	GS	Min	FG	A	Pct	3	A	Pct	FT	A	Pct	O	D	Tot	Avg	Pts
vs Virginia	03/10/11	*	27	3	5	.600	3	4	.750	0	0	.000	1	2	3	3.0	9
vs UNC	03/11/11	*	26	2	7	.286	1	4	.250	0	0	.000	1	2	3	3.0	5
at GT	03/08/12	20	4	8	.500	2	4	.500	0	0	.000	1	4	5	5.0	0	10
vs FSU	03/09/12	*	31	5	11	.455	3	8	.375	0	0	.000	0	5	5	5.0	13
vs BC	03/15/13	26	3	5	.600	1	3	.333	0	0	.000	1	0	1	1.0	3	7
vs NC State	03/16/13	10	0	2	.000	0	1	.000	0	0	.000	0	0	0	0.0	0	0
vs UNC	03/17/13	27	3	5	.600	2	3	.667	4	4	1.000	1	3	4	4.0	2	12
vs VT	03/12/14	*	36	3	13	.231	2	10	.200	7	8	.875	1	4	5	5.0	15

Tonye Jekiri		TOTAL		3-PTS		REBOUNDS											
Opponent	Date	GS	Min	FG	A	Pct	3	A	Pct	FT	A	Pct	O	D	Tot	Avg	Pts
vs UNC	03/17/13	3	0	1	.000	0	0	.000	1	2	.500	1	0	1	1.0	0	1
vs VT	03/12/14	*	37	1	2	.500	0	0	.000	3	4	.750	4	8	12	12.0	5

James Kelly		TOTAL		3-PTS		REBOUNDS											
Opponent	Date	GS	Min	FG	A	Pct	3	A	Pct	FT	A	Pct	O	D	Tot	Avg	Pts
vs VT	03/12/14	7	0	1	.000	0	1	.000	0	0	.000	0	2	2	2.0	0	0

Manu Lecomte		TOTAL		3-PTS		REBOUNDS											
Opponent	Date	GS	Min	FG	A	Pct	3	A	Pct	FT	A	Pct	O	D	Tot	Avg	Pts
vs VT	03/12/14	*	28	1	6	.167	0	4	.000	0	0	.000	0	2	2	2.0	2

Davon Reed		TOTAL		3-PTS		REBOUNDS											
Opponent	Date	GS	Min	FG	A	Pct	3	A	Pct	FT	A	Pct	O	D	Tot	Avg	Pts
vs VT	03/12/14	22	5	8	.625	4	7	.571	0	0	.000	0	1	1	1.0	1	14

Erik Swoope		TOTAL		3-PTS		REBOUNDS											
Opponent	Date	GS	Min	FG	A	Pct	3	A	Pct	FT	A	Pct	O	D	Tot	Avg	Pts
vs Virginia	03/10/11	1	0	0	.000	0	0	.000	0	0	.000	0	0	0	0.0	1	0
at GT	03/08/12	1	0	0	.000	0	0	.000	0	0	.000	0	0	0	0.0	0	0
vs FSU	03/09/12	0	0	0	.000	0	0	.000	0	0	.000	0	0	0	0.0	1	0
vs UNC	03/17/13	9	1	2	.500	0	0	.000	0	0	.000	0	0	0	0.0	0	2
vs VT	03/12/14	*	33	5	8	.625	0	0	.000	4	5	.800	2	6	8	8.0	14

2013 ACC TOURNAMENT | GREENSBORO COLISEUM

First Round, Thursday, March 14

#8 Boston College 84, #9 Georgia Tech 64
 #5 NC State 80, #12 Virginia Tech 63
 #7 Maryland 75, #10 Wake Forest 62
 #6 Florida State 73, #11 Clemson 69

Quarterfinals, Friday, March 15

#1 Miami 69, #8 Boston College 58
 #5 NC State 75, #4 Virginia 56
 #7 Maryland 83, #2 Duke 74
 #3 North Carolina 83, #6 Florida State 62

Semifinals, Saturday, March 16

#1 Miami 81, #5 NC State 71
 #3 North Carolina 79, #7 Maryland 76

Finals, Sunday, March 17

#1 Miami 87, #3 North Carolina 77



2013-14 QUICK HITS

- 9 newcomers (8 scholarship)
- 6 players return (4 scholarship)
- 0 starters return
- Nine scholarship players are available for 2013-14 season.
- 2 players will redshirt after transferring from Division I schools.

One will redshirt due to injury.

- Six seniors in 2013-14, after having five seniors - who all earned their academic degree - last season.

• Miami is the only ACC team with zero returning starters. Additionally, Miami lost its six top players, who started 174 combined games. Rion Brown is the only Hurricane to start any games (6) last season, so the Canes return 6-of-180 starts, which is 3.3 percent.

- Miami returns 13.3 percent of points scored (9.3 ppg), 14.2 percent of rebounds (5.1 rpg) and 1.0 percent of assists (1.1 per game), all the lowest in the ACC.

- Coach Jim Larrañaga is one of five active ACC coaches with 400 or more wins.

- Miami's freshman class includes: Deandre Burnett - third in the nation in scoring as a senior with 37 ppg; Manu Lecomte - Belgium second division player; and Davon Reed - 2,000 point scorer who averaged 24 ppg as a senior.

- Two transfers joined the Canes this season in James Kelly, who averaged 17.9 ppg and 10.0 rpg in two JC seasons and Donnavan Kirk, who played 54 games for DePaul the past two seasons, leading the team in blocked shots.

- One year ago, Miami was selected fourth by the coaches and fifth by the media in preseason ACC polls, but finished the season as the regular season and tournament champion.

- Miami started the 2012-13 season unranked, but jumped to No. 2/2 in the nation by Feb. 18. The Canes ended the season No. 5/10.

- At that Operation Basketball, zero Hurricanes were selected for preseason All-ACC teams. At the end of the championship season, Jim Larrañaga was Coach of the Year, Shane Larkin was Player of the Year (coaches), and Durand Scott was Defensive Player of the Year while Larkin (1st & defensive), Kenny Kadji (2nd), and Scott (H.M. & defensive) were selected to ACSMA All-ACC teams. The coaches picked Scott for third team and Julian Gamble was listed on the Defensive Team with Scott and Larkin.

- Miami's top six players from the 2013 ACC Championship season combined for 5,399 career points, 2,744 rebounds, 966 assists, 480 steals, 369 blocked shots and 412 starts.

- All six of those six players have played professionally since graduating: Dallas Maverick Shane Larkin was selected No. 18 in the NBA Draft; Kenny Kadji (Cavaliers) and Trey McKinney Jones (Bucks) were with NBA teams during the preseason; Reggie Johnson was selected in the D-League Draft by the Delaware 87ers, Julian Gamble is playing in France and Durand Scott is in Spain.

- Shane Larkin was picked No. 18 overall in the 2013 NBA Draft. The ACC led all conferences with eight players selected in the Draft. Every ACC team has had at least one first round selection. With its four first-round selections, the ACC extends its streak of having at least one first-round draft pick to 25 consecutive years (1989-2013). Over the past five years (2009-13), the ACC leads all conferences with 27 first round picks.

- In 2013 Miami won the ACC regular season and tournament championships. The last team to win both titles outright was North Carolina in 2008. (Duke tied with Maryland in 2010 for regular season).

- Miami is the only school not from the state of North Carolina to win both the ACC regular season and tournament titles outright in the same season. (Georgia Tech was regular season tri-champion in 1985).

RION BROWN NAMED THIRD TEAM ALL-CONFERENCE

Senior Rion Brown was selected to the All-ACC Third Team by both the Atlantic Coast Sports Media Association (ACSMA) and the league's head coaches. Brown ended the season as the ACC's eighth-best scorer, seventh in field goal percentage, eighth in 3-point percentage, tied for eighth in 3-pointers made per game and ninth in minutes played.

MIAMI FACES VT AND NC STATE FOR THIRD TIME

Miami's first two rounds of the ACC Tournament are against opponents the Canes will end up playing three times this season.

The Canes are 1-1 against NC State so far this season. This is the second-straight season Miami will face NC State in its second game of the tournament. UM defeated the Wolfpack on its way to the 2013 ACC Tournament Championship.

Miami lost twice to Virginia Tech during the regular season, then defeated the Hokies at the ACC Tournament in the first round.

MIXING UP THE STARTING LINEUP

Miami has used eight starting lineups this season, and every scholarship player (not including Justin Heller) has started at least seven games. For a complete listing, check page six of the notes.

LARRAÑAGA IN ACC PLAY

Since his arrival in 2011, Jim Larrañaga has recorded two of the top three win totals in ACC play in Miami history with 15-3 in 2013 and 9-7 in 2012. Miami's other ACC high was eight wins in 2007-08. This year's 7-11 mark ties with three other seasons of seven wins.

CANES TURN IT AROUND IN SECOND HALF OF ACC SLATE

After opening the ACC schedule 0-6 at home, the Canes won their last three league contests at the BankUnited Center.

In Miami's first nine ACC games:

Miami posted a 2-7 record, 0-5 at home, 2-2 on the road. Erik Swoope and Raphael Akpejori started zero games. Miami shot 39.5 percent FG, 32.9 percent 3FG and 61.1 FT. The Canes averaged 55.6 PPG.

In Miami's last nine ACC games:

Miami posted a 5-4 record, 3-1 at home, 2-3 on the road. Erik Swoope starts eight games, Raphael Akpejori seven. Miami shot 42.9% FG, 31.8% 3FG, 68.1% FT. The Canes averaged 62.8 PPG.

BROWN MOST IMPROVED

Senior Rion Brown is one of the most improved players in the league this season, transforming from the seventh man for the Canes a season ago, to being a leader on this year's team and drawing the most defensive attention from each opponent.

	GS/P	MIN	FG	3FG	FT	REB	A	PPG
2012-13	1/18	20.3	.388	.328	.810	1.8	0.6	6.3
2013-14	17/18	35.6	.444	.345	.704	5.4	1.7	16.1

Player	10+ points	20+ points	7+ rebounds	2+ blocks	4+ assists
Adams	18	2	7	-	11
Akpejori	-	-	1	2	-
Brown	27	9	13	-	8
Jekiri	3	-	11	5	1
Kelly	9	-	4	1	-
Kirk	10	1	11	13	-
Lecomte	11	-	-	-	7
Reed	7	-	-	-	2
Swoope	7	-	2	2	1

SERIES VS. NC STATE

Overall	NC State leads 10-7
Games at Miami	3-4
Games in Raleigh	2-6
Games on neutral courts	2-0
Current streak	Miami won 1
Last meeting	March 1, 2014, W, 80-65
Larrañaga at UM vs. NC State	3-3

DID YOU KNOW

Miami has only three players 6-foot-9 or taller, and six guys are between 6'5 and 6'7, while seven Canes are 5'11 to 6'2.

Miami men's basketball has graduated 30 of 31 players in the past nine years and in just two seasons under Larrañaga, the team has had all nine seniors earn their degree. All six seniors on the 2013 ACC Championship team earned their degree, including current senior Garris Adams.

Coach L became the first Miami coach to win 20+ games in his first two seasons at UM and only the fourth of 12 UM coaches to post two 20-win seasons.

Former Cane Rick Barry was named one of the Greatest Players in NBA History.

Miami native and former Cane James Jones won the 2010-2011 NBA All-Star Weekend 3-Point Contest and the NBA Championship in the 2011-2012 season.

Six-time NBA All Star Amar'e Stoudemire enrolled at UM last year and is taking classes to earn his bachelor's degree.

UM is in its 10th season in the ACC.

Coach L led the George Mason Patriots to the Final Four with big wins over some of basketball's elite teams such as Michigan State, UNC, and UConn. He was the first coach to take a mid-major to a Final Four in 27 years when his team advanced in 2006.

In 14 years at George Mason, Larrañaga led the Patriots to five NCAA Tournament appearances (2011, 2008, 2006, 2001, 1999), including the 2006 Final Four.

Miami basketball received APR (academic progress rate) Public Recognition Awards for being among the top 10 percent in APR in their sport. Miami ranks in the top 10 percent NCAA men's basketball with a 990 APR.

The University of Miami Department of Athletics recorded a Graduation Success Rate (GSR) of 92 percent. Miami's department-wide GSR is tied for third among ACC schools and 10th overall among FBS programs. UM has exceeded the NCAA average GSR in each of the last nine years.

According to latest US News & World Report rankings, the University of Miami is the top academic institution in the state of Florida and ranks 49th nationally.

The Hurricanes have made at least one trey in 866 of 872 games since the NCAA adopted the 3-point shot in 1986.

Miami has held 725 of its last 726 opponents to less than 100 points. UNC was the last team to score 100+, defeating UM 105-64 on Jan. 31, 2007.

The Canes have averaged 20+ wins in each of the last eight seasons.

UM has played in the postseason 14 of the past 19 years, six of which were in the NCAA Tournament. The Hurricanes have advanced to the postseason seven times in nine seasons, with five NIT appearances and two NCAA appearances.

UM COMMUNICATIONS

Assoc. AD for Communications Chris Freet
c.freet@miami.edu

MBB Contact Amy Woodruff
Associate Director of Communications

Work/Cell (305) 284-3241 / (813) 410-1194

Email a.woodruff@miami.edu

Website www.HurricaneSports.com

2013-14 UM QUICK FACTS

Location	Coral Gables, Fla.
Stadium	BankUnited Center
Press Row	305-284-2111
Capacity	7,900
Enrollment	15,524
Founded	1925
Colors	Orange, Green, White
Nickname	Hurricanes
Mascot	Sebastian the Ibis
Conference	Atlantic Coast
President	Dr. Donna E. Shalala
Director of Athletics	Blake James
Address	5821 San Amaro Drive Coral Gables, Fla. 33146

2012-13 Overall Record 29-7

Home/Away/Neutral 14-1/10-3/5-3

2012-13 ACC Record 15-3

2012-13 ACC Finish 1

Returning / Lost 7/6

Newcomers 9

Head Coach Jim Larranaga

Alma Mater Providence, 1971

Record at UM 66-35 / 3rd season

Overall Record 536-369 / 30th season

STAFF

Eric Konkol	Wisconsin-Eau Claire, '00
Michael Huger	Bowling Green, '94
Chris Caputo	Westfield (Mass.) State, '02
Director of Operations	Adam Fisher
Assoc. Director of Operations	Jaime Vathielil
Athletic Trainer	Wes Brown
Strength & Conditioning Coach	Steve Felde

HISTORY

First Season of Basketball 1926

Overall All-Time Record 938-704

Year UM Joined ACC 2004-05

NCAA Appearances Seven

1960, 1998, 1999, 2000, 2002, 2008, 2013

Last NCAA Appearance L, 71-61

Sweet 16 vs. Marquette, 2013

NIT Appearances 10

1961, 1963, 1964, 1995, 1997,

2001, 2005, 2006, 2009, 2011

Last NIT Appearance L, 79-64

Quarterfinals vs. Alabama, 2011

COMMUNICATIONS POLICIES

All interview requests for assistant coaches or athletics department staff members must also be approved and cleared by the UM Communications office and/or basketball contact Amy Woodruff. Credential requests are taken via e-mail to Amy Woodruff (A.Woodruff@miami.edu). Any misuse of credentials will result in removal from the BankUnited Center and the permanent voiding of the credential. The UM locker room is closed at all times. For home games, Coach Larranaga and a handful of Hurricane players will report to the media room for interviews following the opposing team's postgame press conference.

LED (TIED) THE TEAM IN....

	Points	Rebounds	Assists	Steals	Blocks
Adams	6	5 (2)	8 (8)	4 (13)	
Akpejori		1		(1)	1 (5)
Brown	13 (1)	5 (3)	7 (8)	3 (7)	(1)
Jekiri		7 (2)	(1)	2 (7)	5 (5)
Kelly	3			(3)	1 (3)
Kirk	5 (1)	8 (2)		1 (1)	13 (3)
Lecomte	1		5 (4)	2 (6)	
Reed	2		1 (2)	2 (2)	(2)
Swoope	1	1 (1)	1	2 (3)	2 (2)

LECOMTE'S FRESHMAN SCORING BEST SINCE SCOTT

Rookie Manu Lecomte finished the regular season averaging 7.9 points per game, the highest total by a freshman since Durand Scott averaged 10.3 in 2009-10.

GUARD STRONG

Miami's offensive output in ACC games comes primarily from the guard position, as four guards have combined for 39.4 points per game while five forwards total 21.0 points per outing.

Guards: Rion Brown (16.1), Garrius Adams (10.3), Manu Lecomte (8.2), Davon Reed (4.8).

Forwards: Donnavan Kirk (5.8), Erik Swoope (6.1), James Kelly (4.2), Tonye Jekiri (4.1) and Raphael Akpejori (0.8).

SEASONS OF CHANGE

Miami will face back-to-back seasons with roster turnover after losing six players from the 2012-13 ACC Championship season, then six more seniors (5 scholarship) after this 2013-14 campaign.

ADAMS AND SWOOPE CONTINUE TO IMPROVE

Seniors Garrius Adams and Erik Swoope continue to improve their production in their final season for the Canes. Adams steadily raises his averages and Swoope has tripled his points and doubled his rebounds and minutes per game since getting his first start of the season at Florida State on Feb. 10.

	First 10 PPG	RPG	MPG	Last 9 PPG	RPG	MPG
Adams	8.9	3.5	34.7	11.6	5.1	31.9
Swoope	3.2	2.3	14.4	10.1	4.4	30.0

THREE MINUTES OR LESS

In 10 of Miami's losses, the Canes have been within three points of their opponent with three minutes or less remaining in regulation, and in two other losses the Canes were within four with three minutes left.

Opponent	3:00	2:00	1:00	Outcome
St. Francis	Lead + 1	Trail - 2	Trail - 1	L, 66-62 OT
UCF	- 2	- 6	- 4	L, 63-58
GWU	Tied	+ 1	+ 2	L, 71-63 OT
Va. Tech	+ 4	+ 4	+ 3	L, 61-60 OT
at Syracuse	- 3	- 3	- 3	L, 49-44
Florida State	- 3	- 6	- 9	L, 63-53
vs. Syracuse	- 3 (2:48)	- 6	- 6	L, 64-52
Maryland	- 6	- 8	- 3 (0:39)	L, 74-71
Pittsburgh	- 1	- 2	- 2	L, 59-55 OT
NC State	- 4	- 2	- 1	L, 56-55

* vs. VT on Feb. 15, Miami was down by four with 0:35 to play

* at Clemson, Miami was down by four with 0:51 to play

LECOMTE COMPARED TO LARKIN

Freshman Manu Lecomte's conference stats are comparable to Shane Larkin's during his rookie year at the U.

	GP-S	MPG	PPG	FG%	3FG%	FT%	A	S
Lecomte	18-8	28.9	8.2	43.1	38.5	74.4	44	11
Larkin	16-11	24.4	5.3	27.7	25.0	81.8	41	23

FIRSTS UNDER JIM LARRAÑAGA

First game: Nov. 11, 2011 vs. Tennessee Tech. W, 69-58.

First starting lineup: Malcolm Grant, Durand Scott, Garrius Adams, Erik Swoope, Kenny Kadji.

First opening tip: Miami - Kenny Kadji.

First UM FG: 18:38, Durand Scott, 3-pointer.

First lead: 18:38, 3-0.

First halftime score: Tennessee Tech 32, Miami 27.

First win: Nov. 11, 2011. Miami 69, Tennessee Tech 58.

Attendance at first game: 3,600.

First loss: Nov. 25, 2011 at Ole Miss, 64-61 (OT).

First road win: Dec. 22, 2011 at Charlotte, 76-61.

First ACC game: Jan. 7, 2012 at Virginia, L, 52-51.

First ACC win: Jan. 18, 2012 vs. Clemson, 76-73.

First ACC regular season title: 2012-13

JIM LARRAÑAGA = PROGRAM CHANGER

In Coach L's Two Seasons at Miami ...

- ACC Regular Season and Tournament Championships
- .710 winning percentage
- Two 20-win seasons
- Two postseason appearances with three victories
- 15 ACC wins in 2013
- One All-American

Seven Seasons before Coach L at UM ...

- .561 winning percentage
- Best conference finish was fifth place
- One NCAA Tournament appearance
- Most ACC wins was eight

In Coach L's 14 Seasons at George Mason ...

- .626 winning percentage
- 13 straight winning seasons
- A Final Four appearance
- 5 trips to the NCAA tournament
- 9 postseason appearances
- First national ranking
- First appearance in Top 10
- First wins over Top 10 teams
- Winningest coach in league history

Seven Seasons before Coach L at GMU...

- .340 winning percentage
- 7 straight losing seasons
- 0 postseason appearances
- Worst team in the CAA

UM'S RECORD SINCE JOINING THE ACC IN 2004-05

Season	Overall	ACC W-L	ACC Rank/Seed	ACC Tourney Record
2004-05	16-13	7-9	t6 / 6	0-1
2005-06	18-16	7-9	t7 / 8	1-1
2006-07	12-20	4-12	12 / 12	1-1
2007-08	23-11	8-8	t5 / 5	1-1
2008-09	19-13	7-9	t7 / 9	0-1
2009-10	20-13	4-12	12 / 12	2-1
2010-11	21-15	6-10	9 / 9	1-1
2011-12	20-13	9-7	t4 / 6	1-1
2012-13	29-7	15-3	1 / 1	3-0
2013-14	17-15	7-11	10/10	TBA

RECORD-WATCHING RION BROWN

Rion Brown is currently No. 8 on Miami's all-time list of 3-point shots made in a career. His 173 trail No. 7 Guillermo Diaz (174) and No. 6 Adrian Thomas (204). Jack McClinton holds the record with 286 made from distance. Brown has played 135 career games, which is the most in UM history, surpassing Durand Scott, who played in 132 games.

STATS BREAKDOWNS**In Miami's 17 wins:**

Seven players average 6.5 ppg or better.
Miami scores 68.5 ppg, shooting 47.4% FG.
The Canes average 35.2 rpg, 12.7 apg and 5.3 spg.
Rion Brown shoots 45.3% FG and grabs 6.6 rpg.
Donnavan Kirk averages 9.1 ppg and Manu Lecomte 9.2 ppg.

In Miami's 15 losses:

Two players average 6.1 ppg or more.
Miami scores 53.8 ppg, shooting 36.0% FG.
The Canes average 34.1 rpg, 8.3 apg and 4.5 mpg.
Rion Brown shoots 40.1% FG and grabs 5.1 rpg.
Donnavan Kirk averages 5.8 ppg and Manu Lecomte 6.0 ppg.

COACH L VS. THE ACC

vs. Boston College 6-0 vs. NC State 3-3
vs. Clemson 3-1 vs. Notre Dame 1-0
vs. Duke 2-2 vs. Pittsburgh 0-1
vs. Florida State 4-3 vs. Syracuse 0-2
vs. Georgia Tech 4-1 vs. Virginia 1-2
vs. Maryland 2-2 vs. Virginia Tech 4-2
vs. North Carolina 4-2 vs. Wake Forest 2-1

MIAMI'S TOP NINE, A YEAR AGO

A season ago, only four of Miami's top nine guys were available to play, while another was out with injury. Four of Miami's current top nine players were scattered across the world. Garrius Adams - Sitting out while rehabbing a knee injury. Raphael Akpejori - UM's 9th man. 0.6 ppg, 4.5 mpg. Rion Brown - UM's 7th man, avg. 6.3 ppg in 20.3 mpg in ACC. Tonye Jekiri - UM's 8th man. 1.7 ppg in 6.9 ACC minutes. James Kelly - Owens Community College. Donnavan Kirk - At DePaul, in the BIG EAST Conference. Manu Lecomte - An amateur in a professional league in Belgium. Erik Swoope - UM's 10th man. 1.6 ppg in 6.0 mpg. Davon Reed - Princeton Day School (N.J.)

COACHING COORDINATORS FOR MIAMI

Miami's coaching staff is set up in a coordinator system, with Eric Konkol as the offensive coordinator, Michael Huger manning the defense and Chris Caputo handling the scout for every opponent.

MIAMI'S LARGEST IN 2013-14

Lead 33, vs. Loyola, 12/30
Deficit 27, at Virginia, 2/26
Margin of Victory 27, vs. Boston College, 2/22
Margin of Defeat 25, at Virginia, 2/26
Halftime Lead 23, vs. Loyola, 12/30
Halftime Deficit 12, vs. Duke, 1/22
Deficit in Win 12, vs. Texas Southern, 11/14
Halftime Deficit in Win 6, vs. Arizona State, 12/1
Lead in Loss 13, vs. Virginia Tech, 12/8
Halftime Lead in Loss 8, vs. Virginia Tech, 12/8

FORMER MAN-TO-MAN TEAM GETS IN THE ZONE

After playing man-to-man defense 95 percent of the time in his first 40 years of coaching, Jim Larrañaga's team is now playing a mixture of defenses including: 1-2-2, 2-3, 1-3-1, box-and-one, triangle-and-two, and man-to-man.

CARDIAC CANES

Miami leads the ACC having played 13 games decided by five points-or-less or in overtime. Miami has played five overtime games and seven others that were decided in the final minutes. Miami is 1-4 in overtime this season and 3-4 in close games that ended in regulation.

CANES TO TAKE SUMMER TOUR IN SPAIN

Miami will embark on a nine-night, 10-day summer basketball tour of Spain from August 12-22. Beginning the trip in Madrid, Miami will engage in an educational excursion that will also include four games, sightseeing and community service opportunities. The team's four games will be played against professional club teams in Madrid, Valencia and Barcelona.

Before the Canes go on their voyage overseas, the team will have 10 days of practice leading up to the trip, which will include the entire 2014-15 squad, including incoming freshmen and transfers.

CANES PLAYING OUT OF POSITION

With only one true point guard in freshman Manu Lecomte, the Canes have taken on new roles throughout the season. Garrius Adams is best suited as a three guard, but is manning the point. Rion Brown, also a three, is playing the two-guard position and Erik Swoope is an undersized four man playing the three. In the paint, Raphael Akpejori and Donnavan Kirk are both fours, but split time at the four and the five. Coming off the bench, Davon Reed, a three, handles the point, as well as the two and three spots.

PRO CANES

James Jones Miami Heat
Shane Larkin Dallas Mavericks
John Salmons Toronto Raptors

Will Frisby Fort Wayne Mad Ants (D-League)
Robert Hite Canton Charge (D-League)
Lance Hurdle Springfield Armor (D-League)
Reggie Johnson Delaware 87ers (D-League)
DeQuan Jones Reno Bighorns (D-League)
Trey McKinney Jones Fort Wayne Mad Ants (D-League)
Kennedy Kadiji Rio Grande Valley Vipers (D-League)

Brian Asbury Hapoel Holon (Israel)
Julian Gamble St Vallier Basket Drome (France)
Malcolm Grant LF Basket Norrbotten (Sweden)
Leroy Hurd Al Ahli (Dubai)
Anthony King Artland Dragons (Germany)
Darius Rice Hitachi Sunrockers (Japan)
Durand Scott Obradoiro (Spain)
Adrian Thomas Shimane Susanoo Magic (Japan)

ADAMS ENSHRINED INTO HS HALL OF FAME

Garrius Adams was inducted into the Middle Creek High School Athletics Hall of Fame. As a high school senior, Adams averaged 21.8 points per game en route to setting a new Middle Creek High School scoring record in career points.

MIAMI IN NATIONAL STATS

As of March 9, Miami is ranked No. 11 in the country in scoring defense, holding opponents to 59.6 ppg. The Canes are also ranked No. 42 in FG% defense, at 40.3 percent.

STARTERS BY GAME

SFB	Lecomte	Adams	Brown	Kirk	Jekiri
GSU	Lecomte	Adams	Brown	Kirk	Jekiri
TSU	Lecomte	Adams	Brown	Kirk	Jekiri
CofC	Lecomte	Adams	Brown	Kirk	Kelly
UCF	Lecomte	Adams	Brown	Kirk	Kelly
GWU	Lecomte	Adams	Brown	Kirk	Jekiri
CSF	Reed	Adams	Brown	Kirk	Kelly
ASU	Reed	Adams	Brown	Kirk	Kelly
NEB	Reed	Adams	Brown	Kirk	Kelly
VT	Reed	Adams	Brown	Kirk	Kelly
SSU	Reed	Adams	Brown	Kirk	Kelly
LaSalle	Reed	Adams	Brown	Kirk	Kelly
Loyola	Reed	Adams	Brown	Kirk	Kelly
Syracuse	Reed	Adams	Brown	Kirk	Kelly
UNC	Reed	Adams	Brown	Kirk	Kelly
FSU	Lecomte	Adams	Brown	Kirk	Jekiri
GT	Lecomte	Adams	Brown	Kirk	Jekiri
Duke	Lecomte	Adams	Brown	Kirk	Jekiri
Syracuse	Lecomte	Adams	Brown	Kirk	Jekiri
Maryland	Lecomte	Adams	Brown	Kirk	Jekiri
Norfolk	Lecomte	Adams	Brown	Kirk	Jekiri
Pittsburgh	Lecomte	Adams	Reed	Kirk	Jekiri
NC State	Lecomte	Adams	Brown	Kirk	Jekiri
FSU	Swoope	Adams	Brown	Kirk	Akpejori
VT	Swoope	Adams	Brown	Kirk	Akpejori
ND	Swoope	Adams	Brown	Kirk	Akpejori
BC	Swoope	Adams	Brown	Kirk	Akpejori
Virginia	Swoope	Adams	Brown	Kirk	Akpejori
NC State	Swoope	Adams	Brown	Kirk	Akpejori
Clemson	Lecomte	Adams	Brown	Swoope	Jekiri
Wake Forest	Heller	Adams	Brown	Swoope	Akpejori
Virginia Tech	Lecomte	Adams	Brown	Swoope	Jekiri

RECORD BY STARTING LINEUP

Lecomte, Adams, Brown, Kirk, Jekiri	4-7
Lecomte, Adams, Brown, Kirk, Kelly	1-1
Reed, Adams, Brown, Kirk, Kelly	6-3
Lecomte, Adams, Reed, Kirk, Jekiri	0-1
Adams, Brown, Swoope, Kirk, Akpejori	3-2
Adams, Brown, Swoope, Akpejori, Jekiri	1-0
Lecomte, Adams, Brown, Swoope, Jekiri	1-1
Heller, Adams, Brown, Swoope, Akpejori	1-0

2013-14 SIGNING CLASS

A consensus Top 60 player, **Ja'Quan Newton** of Neumann-Goretti High in Philadelphia, is a 6-2, 180-pound guard listed as the No. 55 player in ESPN's Top 100 list. **James Palmer**, a senior at St. John's College High, is a 6-foot-4, 180-pound guard from Washington, D.C., who helped his squad to a 20-win season by averaging 12 points, five rebounds and two assists as a junior. **Omar Sherman**, out of Duncanville, Texas, is a 6-foot-8, 220-pound forward who is a four-star prospect, according to ESPN and Scout.com. **Ivan Cruz Uceda** is a 6-foot-10, 240-pound forward originally from Madrid, Spain, ranked No. 55 overall by ESPN. Cruz Uceda will be available to play a pair of seasons for Miami following his two years at Harcum College in Pennsylvania.

The four newcomers will join an already talented 2014-15 class, which includes redshirt-freshman Deandre Burnett, who is out this season with an injury, and transfers Sheldon McClellan and Angel Rodriguez, who are currently sitting out due to NCAA transfer rules.

LARRAÑAGA ADDED TO UM FACULTY

Coach Jim Larrañaga has been appointed as Adjunct Assistant Professor of Kinesiology and Sport Sciences at the University of Miami. Due to his head coaching responsibilities, Larrañaga will be a guest lecturer at several different classes in the School of Education and Human Development throughout the semester.

LARRAÑAGA DELIVERS UM COMMENCEMENT SPEECH

Coach L delivered an inspirational 10-minute Commencement speech in May to the College of Arts and Sciences and the Rosenstiel School of Marine and Atmospheric Science graduates.

LARRAÑAGA CONTRACT EXTENDED THROUGH 2022

The University of Miami extended Coach Jim Larrañaga's contract through May 31, 2022, Director of Athletics Blake James announced in September. Larrañaga first signed a five-year contract in April 2011, then was granted a three-year extension in 2012. Larrañaga signed the nine-year contract following the Canes' historical run in 2013, which culminated with the Bronx, N.Y., native earning AP, Naismith and USBWA Henry Iba National Coach of the Year honors. He was also the ACC Coach of the Year as well as NABC, Basketball Times and USBWA District Coach of the Year.

CURRENT CANES VS. NC STATE

Garrius Adams				Total			3-Point			F-Throw			Rebounds												
Year	GP	GS	Min	Avg	FG	FGA	Pct	FG	FGA	Pct	FT	FTA	Pct	Off	Def	Tot	Avg	PF	FO	Ast	TO	Blk	Stl	Pts	Avg
2009-10	1	1	25		3	6	.500	3	6	.500	0	0	.000	1	0	1	1.0	1	0	0	0	0	0	9	
2010-11	1	1	28		1	5	.200	0	1	.000	0	0	.000	1	1	2	2.0	2	0	2	1	0	2	2	
02-29-12	1		10		2	4	.500	1	3	.333	0	0	.000	1	0	1	1.0	0	0	0	0	0	0	5	
02-08-14	1	1	33		4	10	.400	0	1	.000	2	3	.667	0	2	2	2.0	3	0	3	1	0	2	10	
03-01-14	1	1	31		3	9	.333	0	2	.000	10	12	.833	0	3	3	3.0	3	0	4	3	0	2	16	
TOTAL	5	4	127	25.4	13	34	.382	4	13	.308	12	15	.800	3	6	9	1.8	9	0	9	5	0	6	42	8.4

Raphael Akpejori				Min	Avg	FG	FGA	Pct	FG	FGA	Pct	FT	FTA	Pct	Off	Def	Tot	Avg	PF	FO	Ast	TO	Blk	Stl	Pts	Avg
02-08-14	1	0	22			1	2	.500	0	0	.000	1	2	.500	5	3	8	8.0	2	0	0	0	0	0	3	
03-01-14	1	1	9			0	0	.000	0	0	.000	0	0	.000	1	0	1	1.0	1	0	1	0	0	0	0	
TOTAL	2	1	31	15.5		1	2	.500	0	0	.000	1	2	.500	6	3	9	4.5	3	0	1	0	0	0	3	1.5

Rion Brown				Min	Avg	FG	FGA	Pct	3FG	3FGA	3Pct	FT	FTA	Pct	Off	Def	Tot	Avg	PF	FO	Ast	TO	Blk	Stl	Pts	Avg
2010-11	1		17			1	2	.500	1	1	1.000	0	0	.000	0	0	0	0.0	3	0	1	1	0	0	3	
01-22-12	1		23			4	9	.444	1	6	.167	1	2	.500	1	3	4	4.0	1	0	0	0	0	0	10	
02-29-12	1		25			4	9	.444	3	6	.500	4	4	1.000	2	2	4	4.0	2	0	1	0	0	0	15	
02-02-13	1		21			0	2	.000	0	2	.000	0	0	.000	1	0	1	1.0	3	0	0	0	0	0	0	
03-16-13	1		10			0	2	.000	0	1	.000	0	0	.000	0	0	0	0.5	4	0	0	1	0	0	0	
02-08-14	1	1	37			5	14	.357	3	10	.300	7	8	.875	3	2	5	5.0	2	0	0	3	0	3	20	
03-01-14	1	1	37			7	13	.538	1	4	.250	5	8	.625	1	4	5	5.0	2	0	2	1	0	1	20	
TOTAL	7	2	170	24.3		21	51	.412	9	30	.300	17	22	.773	8	11	19	2.7	17	0	4	6	0	4	68	9.7

Tonye Jekiri				Min	Avg	FG	FGA	Pct	3FG	3FGA	3Pct	FT	FTA	Pct	Off	Def	Tot	Avg	PF	FO	Ast	TO	Blk	Stl	Pts	Avg
02-02-13	1		6			0	0	.000	0	0	.000	0	0	.000	2	0	2	2.0	0	0	1	2	0	0	0	
03-16-13	1		9			0	0	.000	0	0	.000	2	2	1.000	2	1	3	2.5	2	0	0	0	0	0	2	
02-08-14	1	1	18			0	2	.000	0	0	.000	0	0	.000	1	3	4	4.0	1	0	0	0	0	0	0	
03-01-14	1	1	34			5	7	.714	0	0	.000	4	5	.800	6	7	13	13.0	5	1	0	1	1	2	14	
TOTAL	4	2	67	16.8		5	9	.556	0	0	.000	6	7	.857	11	11	22	5.5	8	1	1	3	1	2	16	4.0

James Kelly				Min	Avg	FG	FGA	Pct	3FG	3FGA	3Pct	FT	FTA	Pct	Off	Def	Tot	Avg	PF	FO	Ast	TO	Blk	Stl	Pts	Avg
02-08-14	1	0	6			1	2	.500	0	0	.000	0	0	.000	1	1	2	2.0	0	0	0	1	0	0	2	

Donnavan Kirk				Min	Avg	FG	FGA	Pct	3FG	3FGA	3Pct	FT	FTA	Pct	Off	Def	Tot	Avg	PF	FO	Ast	TO	Blk	Stl	Pts	Avg
02-08-14	1	1	16			0	6	.000	0	1	.000	1	2	.500	2	1	3	3.0	1	0	0	1	0	0	1	
03-01-14	1		7			0	0	.000	0	0	.000	0	0	.000	0	0	0	0.0	1	0	0	1	0	0	0	
TOTAL	2	1	23	11.5		0	6	.000	0	1	.000	1	2	.500	2	1	3	1.5	2	0	0	2	0	0	1	0.5

Manu Lecomte				Min	Avg	FG	FGA	Pct	3FG	3FGA	3Pct	FT	FTA	Pct	Off	Def	Tot	Avg	PF	FO	Ast	TO	Blk	Stl	Pts	Avg
02-08-14	1	1	29			4	10	.400	1	3	.333	4	6	.667	3	1	4	4.0	3	0	1	2	0	1	13	
03-01-14	1		36			4	6	.667	3	3	1.000	4	4	1.000	0	2	2	2.0	2	0	3	3	0	0	15	
TOTAL	2	1	65	32.5		8	16	.500	4	6	.667	8	10	.800	3	3	6	3.0	5	0	4	5	0	1	28	14.0

Davon Reed				Min	Avg	FG	FGA	Pct	3FG	3FGA	3Pct	FT	FTA	Pct	Off	Def	Tot	Avg	PF	FO	Ast	TO	Blk	Stl	Pts	Avg
02-08-14	1		15			1	3	.333	1	3	.333	0	0	.000	0	1	1	1.0	4	0	1	3	0	0	3	
03-01-14	1		9			2	3	.667	1	1	1.000	0	0	.000	0	0	0	0.0	2	0	0	1	0	0	5	
TOTAL	2	0	24	12.0		3	6	.500	2	4	.500	0	0	.000	0	1	1	0.5	6	0	1	4	0	0	8	4.0

Erik Swoope				Min	Avg	FG	FGA	Pct	3FG	3FGA	3Pct	FT	FTA	Pct	Off	Def	Tot	Avg	PF	FO	Ast	TO	Blk	Stl	Pts	Avg
2010-11	1	1	5			0	1	.000	0	0	.000	0	0	.000	0	0	0	0.0	0	0	0	1	0	0	0	
01-22-12	1		6			0	1	.000	0	0	.000	1	2	.500	0	0	0	0.0	2	0	0	0	0	0	1	
03-16-13	1		2			0	0	.000	0	0	.000	0	0	.000	0	1	1	1.0	0	0	0	0	0	0	0	
02-08-14	1		24			1	2	.500	0	0	.000	1	2	.500	1	3	4	4.0	3	0	1	0	0	0	3	
03-01-14	1	1	37			6	8	.750	0	0	.000	3	3	1.000	2	4	6	6.0	3	0	1	1	1	0	15	
TOTAL	5	2	74	14.8		7	12	.583	0	0	.000	5	7	.714	3	8	11	2.2	8	0	2	2	1	0	19	3.8

ACC TOURNAMENT RECORDS

MIAMI RESULTS

The Hurricanes are 10-8 in ACC Tournament play and have advanced past the first round of competition in seven of nine seasons, including four-straight.

2004-05: MCI CENTER (WASHINGTON, D.C.)

First Round: No. 11 Virginia def. No. 6 Miami, 66-65

2005-06: GREENSBORO COLISEUM (N.C.)

First Round: No. 8 Miami def. No. 9 Clemson, 66-63
Quarterfinals: No. 1 Duke def. No. 8 Miami, 80-76

2006-07: ST. PETE TIMES FORUM (TAMPA, FLA.)

First Rd: No. 12 Miami def. No. 5 Maryland, 67-62
Quarterfinals: No. 4 BC def. No. 12 Miami, 74-71 (OT)

2007-08: CHARLOTTE BOBCATS ARENA (N.C.)

First Rd: No. 5 Miami def. No. 12 NC State, 63-50
Quarterfinals: No. 4 VT def. No. 5 Miami, 63-49

2008-09: GEORGIA DOME (ATLANTA, GA.)

First Rd: No. 8 Virginia Tech def. No. 9 Miami, 65-47

2009-10: GREENSBORO COLISEUM (N.C.)

First Rd: No. 12 Miami def. No. 5 Wake Forest, 83-62
Quarterfinals: No. 12 Miami def. No. 4 VT, 70-65
Semifinals: No. 1 Duke def. No. 12 Miami, 77-74

2010-11: GREENSBORO COLISEUM (N.C.)

First Rd: No. 9 Miami def. No. 8 Virginia, 69-62 (OT)
Quarterfinals: No. 1 UNC def. No. 9 Miami, 61-59

2011-12: PHILIPS ARENA (ATLANTA, GA.)

First Rd: No. 6 Miami def. No. 11 Georgia Tech, 54-36
Quarterfinals: No. 3 FSU def. No. 6 Miami, 82-71

2012-13: GREENSBORO COLISEUM (N.C.)

Quarterfinals: No. 1 Miami 69, No. 8 BC 58
Semifinals: No. 1 Miami 81, No. 5 NC State 71
Finals: No. 1 Miami 87, No. 3 North Carolina 77

2013-14: GREENSBORO COLISEUM (N.C.)

First Rd: No. 10 Miami 57, No. 15 Virginia Tech 53
Quarterfinals: No. 10 Miami vs. No. 7 NC State

ACC TOURNAMENT BY OPPONENT

Opponent	W	L
Boston College	1	1
Clemson	1	0
Duke	0	2
Florida State	0	1
Georgia Tech	1	0
Maryland	1	0
North Carolina	1	1
NC State	2	0
Virginia	1	1
Virginia Tech	2	2
Wake Forest	1	0

MIAMI TEAM

POINTS SCORED

87	vs. North Carolina	3/17/13
83	vs. Wake Forest	3/11/10
81	vs. NC State	3/16/13

FIELD GOALS MADE

30	vs. North Carolina	3/17/13
30	vs. Wake Forest	3/11/10
29	vs. Boston College	3/09/07

FIELD GOAL ATTEMPTS

64	vs. Florida State	3/09/12
64	vs. Virginia	3/10/11
64	vs. Virginia	3/10/05

FIELD GOAL PERCENTAGE

.527 (29-55)	vs. Boston College	3/09/07
.517 (30-58)	vs. Wake Forest	3/11/10
.508 (30-59)	vs. North Carolina	3/17/13

3-POINT FIELD GOALS MADE

12	vs. North Carolina	3/17/13
10	vs. Florida State	3/09/12
10	vs. Virginia	3/10/11

3-POINT FIELD GOALS ATTEMPTED

29	vs. Virginia	3/10/11
26	vs. North Carolina	3/11/11
25	vs. Florida State	3/09/12

3-POINT FIELD GOAL PERCENTAGE

.545 (12-22)	vs. North Carolina	3/17/13
.533 (8-15)	vs. Duke	3/13/10
.471 (8-17)	vs. Wake Forest	3/11/10

FREE-THROWS MADE

26	vs. NC State	3/13/08
23	vs. NC State	3/16/13
22	vs. Maryland	3/08/07

FREE-THROWS ATTEMPTED

30	vs. NC State	3/13/08
30	vs. NC State	3/16/13
28	vs. Maryland	3/08/07
28	vs. Virginia	3/10/05

FREE-THROW PERCENTAGE

1.000 (6-6)	vs. Boston College	3/09/07
.867 (26-30)	vs. NC State	3/13/08
.833 (15-18)	vs. Wake Forest	3/11/10

REBOUNDS

47	vs. Virginia	3/10/05
46	vs. Virginia Tech	3/12/10
46	vs. Duke	3/10/06

ASSISTS

14	vs. Wake Forest	3/11/10
14	vs. Duke	3/10/06
13	vs. Florida State	3/09/12
13	vs. North Carolina	3/17/13

STEALS

12	vs. North Carolina	3/11/11
11	vs. Georgia Tech	3/08/12
11	vs. NC State	3/13/08

BLOCKED SHOTS

7	vs. Maryland	3/08/07
6	vs. Virginia	3/10/11
6	vs. Clemson	3/09/06

OPPONENT TEAM

POINTS SCORED

82	Florida State	3/09/12
80	Duke	3/10/06
77	North Carolina	3/17/13
77	Duke	3/13/10

FIELD GOALS MADE

27	North Carolina	3/17/13
26	Duke	3/13/10
26	Virginia Tech	3/14/08

FIELD GOAL ATTEMPTS

68	Clemson	3/09/06
63	Virginia Tech	3/12/10
61	Virginia Tech	3/14/08
61	Duke	3/10/06

FIELD GOAL PERCENTAGE

.500 (25-50)	NC State	3/16/13
.500 (21-42)	Virginia Tech	3/12/09
.481 (26-54)	Duke	3/13/10

3-POINT FIELD GOALS MADE

13	North Carolina	3/17/13
12	Duke	3/10/06
11	Boston College	3/09/07

3-POINT FIELD GOALS ATTEMPTED

32	Duke	3/10/06
29	North Carolina	3/17/13
26	Clemson	3/09/06

3-POINT FIELD GOAL PERCENTAGE

.563 (9-16)	Florida State	3/09/12
.476 (10-21)	North Carolina	3/11/11
.467 (7-15)	Virginia Tech	3/14/08

FREE-THROWS MADE

25	Florida State	3/09/12
19	Virginia Tech	3/12/09

FREE-THROWS ATTEMPTED

32	Florida State	3/09/12
28	Wake Forest	3/11/10
26	Maryland	3/08/07

FREE-THROW PERCENTAGE

.909 (10-11)	North Carolina	3/17/13
.826 (19-23)	Virginia Tech	3/12/09
.783 (18-23)	Duke	3/10/06

REBOUNDS

51	Virginia Tech	3/14/08
48	Clemson	3/09/06
40	Virginia	3/10/11

ASSISTS

17	North Carolina	3/17/13
17	North Carolina	3/11/11
16	Duke	3/13/10

STEALS

13	Virginia Tech	3/12/10
11	Maryland	3/08/07
10	NC State	3/16/13

BLOCKED SHOTS

8	Florida State	3/09/12
7	Maryland	3/08/07
7	Duke	3/10/06

ACC TOURNAMENT RECORDS

MIAMI TOTALS

POINTS SCORED (TOTAL GAMES)

124	Durand Scott (9) 2010, 2011, 2012, 2013
99	Shane Larkin (5) 2012, 2013
88	Malcolm Grant (7) 2010, 2011, 2012

FIELD GOALS MADE

49	Durand Scott (9) 2010, 2011, 2012, 2013
32	Shane Larkin (5) 2012, 2013
27	Reggie Johnson (10) '10, 2011, 2012, 2013

FIELD GOAL ATTEMPTS

97	Durand Scott (9) 2010, 2011, 2012, 2013
67	Shane Larkin (5) 2012, 2013
65	James Dews (8) 2007, 2008, 2009, 2010

FIELD GOAL PERCENTAGE (Min. 5 Made)

.684 (26-38)	Julian Gamble (9) 2009, '10, '11, '13
.559 (19-34)	Jimmy Graham (7) 2006, '07, '08, '09
.552 (16-29)	Raymond Hicks (7) 2005, '06, '07, '08

3-POINT FIELD GOALS MADE

17	Malcolm Grant (7) 2010, 2011, 2012
14	Adrian Thomas (6) 2009, 2010, 2011
12	Rion Brown (7) 2011, 2012, 2013

3-POINT FIELD GOALS ATTEMPTED

40	Malcolm Grant (7) 2010, 2011, 2012
35	Adrian Thomas (6) 2009, 2010, 2011
33	Jack McClinton (5) 2007, 2008, 2009

3-POINT FG PERCENTAGE (Min. 4 Made)

.450 (9-20)	Trey McKinney Jones (5) 2012, '13
.444 (12-27)	Rion Brown (7) 2011, 2012, '13
.425 (17-40)	Malcolm Grant (7) 2010, '11, '12

FREE-THROWS MADE

25	Malcolm Grant (7) 2010, 2011, 2012
24	Shane Larkin (5) 2012, 2013
24	Reggie Johnson (10) '10, 2011, 2012, 2013

FREE-THROWS ATTEMPTED

36	Reggie Johnson (10) '10, 2011, 2012, 2013
28	Malcolm Grant (7) 2010, 2011, 2012
27	Shane Larkin (5) 2012, 2013

FREE-THROW PERCENTAGE (Min. 5 Made)

.941 (16-17)	Jack McClinton (5) 2007, 2008, 2009
.893 (25-28)	Malcolm Grant (7) 2010, 2011, 2012
.889 (24-27)	Shane Larkin (5) 2012, 2013

REBOUNDS

65	Reggie Johnson (10) '10, 2011, 2012, 2013
43	Julian Gamble (9) 2009, 2010, 2011, 2013
41	Durand Scott (9) 2010, 2011, 2012, 2013

ASSISTS

27	Malcolm Grant (7) 2010, 2011, 2012
23	Shane Larkin (5) 2012, 2013
18	Durand Scott (9) 2010, 2011, 2012, 2013

STEALS

13	Durand Scott (9) 2010, 2011, 2012, 2013
11	Shane Larkin (5) 2012, 2013
8	Jack McClinton (5) 2007, 2008, 2009

BLOCKED SHOTS

12	Jimmy Graham (7) 2006, 2007, 2008, 2009
11	Julian Gamble (9) 2009, 2010, 2011, 2013
10	Reggie Johnson (10) '10, 2011, 2012, 2013

MIAMI INDIVIDUAL

POINTS SCORED

32	Durand Scott vs. NC State, 3/16/13
28	Shane Larkin vs. North Carolina, 3/17/13
23	Shane Larkin vs. NC State, 3/16/13

FIELD GOALS MADE

12	Durand Scott vs. NC State, 3/16/13
10	Durand Scott vs. Duke, 3/13/10

FIELD GOAL ATTEMPTS

19	Guillermo Diaz vs. Duke, 3/10/06
18	Durand Scott vs. NC State, 3/16/13
17	Jack McClinton vs. Virginia Tech, 3/14/08
17	Robert Hite vs. Clemson, 3/9/06

FIELD GOAL PERCENTAGE (Min. 5 Made)

1.000 (6-6)	Reggie Johnson vs. Wake Forest, 3/11/10
.714 (5-7)	Julian Gamble vs. North Carolina 3/17/13

3-POINT FIELD GOALS MADE

6	Trey McKinney Jones vs. UNC, 3/17/13
5	Durand Scott vs. NC State, 3/16/13
5	Malcolm Grant vs. Florida State, 3/9/12

3-POINT FIELD GOALS ATTEMPTED

11	Adrian Thomas vs. North Carolina, 3/11/11
11	Malcolm Grant vs. Virginia, 3/10/11
11	Jack McClinton vs. Virginia Tech, 3/14/08

3-POINT FG PERCENTAGE (Min. 4 Made)

.667 (6-9)	Trey McKinney Jones vs. UNC, 3/17/13
.625 (5-8)	Durand Scott vs. NC State, 3/16/13
.625 (5-8)	Malcolm Grant vs. Florida State, 3/9/12

FREE-THROWS MADE

10	Anthony King vs. Duke, 3/10/06
10	Guillermo Diaz vs. Virginia, 3/10/05

FREE-THROWS ATTEMPTED

12	Anthony King vs. Duke, 3/10/06
12	Guillermo Diaz vs. Virginia, 3/10/05
10	Shane Larkin vs. NC State, 3/16/13
10	Reggie Johnson vs. Duke, 3/13/10

FREE-THROW PERCENTAGE (Min. 5 Made)

1.000 (8-8)	Shane Larkin vs. UNC, 3/17/13
1.000 (8-8)	James Dews vs. NC State, 3/13/08
1.000 (6-6)	Malcolm Grant vs. Duke, 3/13/10
1.000 (6-6)	Reggie Johnson vs. Wake Forest, 3/11/10

REBOUNDS

14	Anthony King vs. Virginia, 3/10/05
13	Jullian Gamble vs. Wake Forest, 3/11/10

ASSISTS

7	Shane Larkin vs. UNC, 3/17/13
7	Malcolm Grant vs. Virginia, 3/10/11
7	Lance Hurdle vs. Virginia Tech, 3/12/09

STEALS

5	Jack McClinton v. NC State, 3/13/08
4	Malcolm Grant v. North Carolina, 3/11/11

BLOCKED SHOTS

5	Jimmy Graham vs. Maryland, 3/8/07
4	Anthony King vs. Clemson, 3/9/06

OPPONENT INDIVIDUAL

POINTS SCORED

32	Tyrese Rice (Boston College), 3/9/07
32	J.R. Reynolds (Virginia), 3/10/05
28	P.J. Hairston (UNC), 3/17/13

FIELD GOALS MADE

10	J.R. Reynolds (Virginia), 3/10/05
9	P.J. Hairston (UNC), 3/17/13
9	Tyrese Rice (Boston College), 3/9/07
9	J.J. Redick (Duke), 3/10/06

FIELD GOAL ATTEMPTS

17	P.J. Hairston (UNC), 3/17/13
17	J.J. Redick (Duke), 3/10/06
16	Dorenzo Hudson (Virginia Tech), 3/12/10

FIELD GOAL PERCENTAGE (Min. 5 Made)

.750 (6-8)	T.J. Warren (UNC), 3/16/13
.714 (10-14)	J.R. Reynolds (Virginia), 3/10/05
.714 (5-7)	Michael Snaer (Florida State), 3/9/12

3-POINT FIELD GOALS MADE

6	P.J. Hairston (UNC), 3/17/13
6	Scott Wood (NC State) 3/16/13
6	Tyrese Rice (Boston College), 3/9/07

3-POINT FIELD GOALS ATTEMPTED

13	P.J. Hairston (UNC), 3/17/13
11	J.J. Redick (Duke), 3/10/06

3-POINT FG PERCENTAGE (Min. 4 Made)

.800 (4-5)	Michael Snaer (Florida State), 3/9/12
.800 (4-5)	Malcolm Delaney (Virginia Tech), 3/14/08
.714 (5-7)	J.R. Reynolds (Virginia), 3/10/05

FREE-THROWS MADE

14	Malcolm Delaney (Virginia Tech), 3/12/09
11	J.J. Hickson (NC State), 3/13/08

FREE-THROWS ATTEMPTED

15	Malcolm Delaney (Virginia Tech), 3/12/09
15	J.J. Hickson (NC State), 3/13/08
13	Tyrese Rice (Boston College), 3/9/07

FREE-THROW PERCENTAGE (Min. 5 Made)

1.000 (8-8)	Luke Loucks (Florida State), 3/9/12
1.000 (6-6)	Kyle Singler (Duke), 3/13/10
.933 (14-15)	Malcolm Delaney (Virginia Tech), 3/12/09

REBOUNDS

14	J.J. Hickson (NC State), 3/13/08
14	Akin Akingbala (Clemson), 3/9/06

ASSISTS

10	Kendall Marshall (North Carolina), 3/11/11
8	Dexter Strickland (UNC), 3/17/13
8	Lorenzo Brown (NC State), 3/16/13
8	Malcolm Delaney (Virginia Tech), 3/12/09

STEALS

4	Lorenzo Brown (NC State), 3/16/13
4	Joe Harris (Virginia), 3/10/11
4	Malcolm Delaney (Virginia Tech), 3/12/10

BLOCKED SHOTS

5	Daniel Miller (Georgia Tech), 3/8/12
5	John Henson (North Carolina), 3/11/11
5	Shelden Williams (Duke), 3/10/06

NON-CONFERENCE GAMES (9-4)

##	Player	gp-gs	min	avg	Total		3-Point		F-Throw		Rebounds					pf	dq	a	to	blk	stl	pts	avg	
					fg-fga	fg%	3fg-fga	3fg%	ft-fa	ft%	off	def	tot	avg										
15	Rion Brown	13-13	451	34.7	63-150	.420	20-68	.294	40-50	.800	24	63	87	6.7	22	0	40	24	1	15	186	14.3		
25	Garrius Adams	13-13	436	33.5	41-115	.357	11-47	.234	44-56	.786	11	58	69	5.3	25	1	34	29	2	22	137	10.5		
22	Donnavan Kirk	13-13	398	30.6	52-110	.473	3-14	.214	22-35	.629	40	51	91	7.0	28	0	3	18	29	7	129	9.9		
35	James Kelly	12-8	292	24.3	45-79	.570	9-19	.474	9-15	.600	15	47	62	5.2	23	0	10	10	9	7	108	9.0		
05	Davon Reed	13-6	353	27.2	35-98	.357	21-55	.382	17-28	.607	6	21	27	2.1	24	0	30	23	2	10	108	8.3		
20	Manu Lecomte	13-7	350	26.9	32-75	.427	11-24	.458	22-27	.815	8	21	29	2.2	27	0	30	16	1	10	97	7.5		
23	Tonye Jekiri	13-5	234	18.0	25-52	.481	0-0	.000	5-8	.625	14	35	49	3.8	32	2	7	13	9	6	55	4.2		
21	Erik Swoope	11-0	121	11.0	8-19	.421	1-3	.333	8-13	.615	4	14	18	1.6	11	0	1	3	5	2	25	2.3		
04	Raphael Akpejori	6-0	32	5.3	1-2	.500	0-0	.000	2-2	1.000	0	5	5	0.8	9	0	0	1	2	0	4	0.7		
12	Justin Heller	2-0	3	1.5	0-0	.000	0-0	.000	0-0	.000	0	1	1	0.5	0	0	0	1	0	0	0	0.0		
03	Steve Sorenson	2-0	2	1.0	0-0	.000	0-0	.000	0-0	.000	0	0	0	0.0	0	0	0	0	0	0	0	0.0		
11	Mike Fernandez	2-0	3	1.5	0-0	.000	0-0	.000	0-0	.000	0	0	0	0.0	0	0	0	3	0	0	0	0.0		
Team											22	13	35											
Total.....		13	2675		302-700	.431	76-230	.330	169-234	.722	144	329	473	36.4	201	3	155	141	60	79	849	65.3		
Opponents.....		13	2675		280-698	.401	86-250	.344	126-199	.633	131	288	419	32.2	218	1	142	146	30	72	772	59.4		

LAST FIVE GAMES (3-2)

#	Player	gp-gs	min	avg	Total		3-Point		F-Throw		Rebounds				pf	dq	a	to	blk	stl	pts	avg	
					fg-fga	fg%	3fg-fga	3fg%	ft-fa	ft%	off	def	tot	avg									
15	Rion Brown	5-5	191	38.2	32-70	.457	6-31	.194	17-29	.586	3	15	18	3.6	8	0	13	7	1	2	87	17.4	
21	Erik Swoope	5-5	159	31.8	24-37	.649	0-0	.000	18-22	.818	8	15	23	4.6	11	0	4	5	2	4	66	13.2	
25	Garrius Adams	5-5	153	30.6	15-34	.441	2-8	.250	23-30	.767	5	17	22	4.4	8	0	13	11	0	6	55	11.0	
20	Manu Lecomte	5-2	156	31.2	12-30	.400	4-12	.333	5-7	.714	5	11	16	3.2	9	0	13	8	0	5	33	6.6	
23	Tonye Jekiri	5-3	144	28.8	11-17	.647	0-0	.000	9-13	.692	18	24	42	8.4	18	1	3	3	6	4	31	6.2	
05	Davon Reed	5-0	68	13.6	10-26	.385	7-17	.412	0-2	.000	1	3	4	0.8	5	0	1	3	0	1	27	5.4	
22	Donnavan Kirk	4-1	50	12.5	2-9	.222	0-1	.000	0-0	.000	3	5	8	2.0	7	0	0	6	1	0	4	1.0	
35	James Kelly	3-0	25	8.3	1-8	.125	0-3	.000	0-0	.000	2	6	8	2.7	2	0	2	0	0	0	2	0.7	
04	Raphael Akpejori	5-3	52	10.4	0-2	.000	0-0	.000	0-0	.000	1	6	7	1.4	5	0	1	1	2	0	0	0.0	
12	Justin Heller	2-1	2	1.0	0-3	.000	0-3	.000	0-0	.000	0	0	0	0.0	1	0	0	0	0	0	0	0.0	
Team											5	6	11										
Total.....		5	1000		107-236	.453	19-75	.253	72-103	.699	51	108	159	31.8	74	1	50	44	12	22	305	61.0	
Opponents.....		5	1000		105-234	.449	35-81	.432	57-88	.648	37	98	135	27.0	81	2	61	39	14	17	302	60.4	

THE MIAMI - NC STATE SERIES

Miami split the season series with the Wolfpack, losing at home on February 8, 56-55 then winning on the road, 85-70, on March 1.

Miami had their highest total offensive output in 2013-14 against NC State, scoring 85 points in their road win on March 1. It was their highest total since the ACC Championship game in 2013 against North Carolina (87 points).

Tonye Jekiri registered a career high 13 rebounds against NC State on March 1st en route to his first career double-double. He added 14 points that game.

Miami defeated NC State in the 2013 tournament, 81-71, to reach the championship game. Durand Scott led all scorers with 32 points, the last time a Miami player scored 30 or more.

Miami has played NC State twice in the ACC tournament, defeating them in 2012-13 and 2007-08. Both victories were double-digit wins for the Canes.

NC State 56, Miami 55

2-8-14

#	Player	tot-fg 3-pt		rebounds		a	to	b	s	min
		fg	fga	ft	fta					
12	Lewis, Tyler	* 1	5	1	3	0	0	1	0	1 2 3
14	Vandenberg, J.	* 2	4	0	0	0	0	2	3	5 4 4
22	Turner, Ralston	* 6	13	4	11	1	2	0	2	2 2 17
24	Warren, T.J.	* 8	14	2	4	9	10	3	4	7 3 27
32	Washington, K.	* 0	3	0	0	2	0	3	3	3 0 0
02	Barber, Anthony	* 0	3	0	1	0	0	1	1	1 0 3
05	Lee, Desmond	* 0	2	0	1	3	4	1	1	2 1 3
10	Freeman, Lennard	* 0	1	0	2	2	4	6	1	2 0 0
21	Anyia, Beeljay	* 0	0	0	0	0	0	0	0	0 0 0
Team										
Totals										
TOTAL FG% 1st Half: 10-25 40.0% 2nd Half: 7-20 35.0%										
3-Pt. FG% 1st Half: 7-12 58.3% 2nd Half: 0-8 0.0%										
F Throw % 1st Half: 5-6 83.3% 2nd Half: 10-14 71.4%										

Miami 11-12 (2-8)

#	Player	tot-fg 3-pt		rebounds		a	to	b	s	min
		fg	fga	ft	fta					
15	Rion Brown	* 5	14	3	10	7	8	3	2	5 2 20
20	Manu Lecomte	* 4	10	1	3	4	6	3	1	4 13
22	Donnavan Kirk	* 0	6	0	1	1	2	1	3	1 1 0
23	Tonye Jekiri	* 0	2	0	0	0	1	3	4	1 0 0
25	Garrius Adams	* 4	10	0	1	2	3	0	2	3 10
04	Raphael Akpejori	* 1	2	0	1	2	5	3	8	2 3 0
05	Davon Reed	* 1	3	1	3	0	0	1	1	4 3 0
21	Erik Swoope	* 1	2	0	0	1	2	3	3	1 0 0
35	James Kelly	* 1	2	0	0	0	0	1	1	2 0 0
TEAM										
Totals										
TOTAL FG% 1st Half: 9-23 39.1% 2nd Half: 8-28 28.6%										
3-Pt. FG% 1st Half: 2-5 40.0% 2nd Half: 3-13 23.1%										
F Throw % 1st Half: 6-7 85.7% 2nd Half: 10-16 62.5%										

Score by Periods

	1st	2nd	Total
NC State	32	24	56
University of Miami	26	29	55

Points in the paint-ST 18, UM 18. Points off turnovers-ST 8, UM 8.
2nd chance points-ST 17, UM 19. Fast break points-ST 5, UM 3.
Bench points-ST 5, UM 11. Score tied-4 times. Lead changed-2 times.
Last FG-ST 2nd-06:28, UM 2nd-00:10.
Largest lead-ST by 9 2nd-14:02, UM by 2 1st-14:28.

Game 23

BankUnited Center

Miami 85, NC State 70

3-1-14

#	Player	tot-fg 3-pt		rebounds		a	to	b	s	min
		fg	fga	ft	fta					
04	Raphael Akpejori	* 0	0	0	0	0	0	1	0	1 0 0
15	Rion Brown	* 7	13	1	4	5	8	1	4	5 2 20
21	Erik Swoope	* 6	8	0	0	3	3	2	4	6 3 15
23	Tonye Jekiri	* 5	7	0	0	4	5	6	7	13 5 16
25	Garrius Adams	* 3	9	0	2	10	12	0	3	3 16
05	Davon Reed	* 2	3	1	1	0	0	0	0	2 5 0
20	Manu Lecomte	* 4	6	3	3	4	4	0	2	2 15
22	Donnavan Kirk	* 0	0	0	0	0	0	0	0	1 0 0
TEAM										
Totals										
TOTAL FG% 1st Half: 12-24 50.0% 2nd Half: 15-22 68.2%										
3-Pt. FG% 1st Half: 3-5 60.0% 2nd Half: 2-5 40.0%										
F Throw % 1st Half: 10-13 76.9% 2nd Half: 16-19 84.2%										

NC State 17-7, 9-9

#	Player	tot-fg 3-pt		rebounds		a	to	b	
---	--------	-------------	--	----------	--	---	----	---	--

MIAMI'S RECORD WHEN...

RECORD	ALL	ACC	AT UM	COACH L ACC
All games	17-15	7-11	66-35	31-21
Home	8-8	3-6	36-13	17-9
Away	7-6	4-5	22-17	14-12
Neutral	2-1		8-5	n/a
November	4-3		12-6	n/a
December	4-2	0-1	12-6	0-1
January	2-5	2-5	14-8	12-8
February	4-4	3-4	16-9	15-9
March	3-1	2-1	12-6	4-3
Vs. Top 10 opponents	0-2	0-2	2-6	2-5
Vs. Top 25 opponents (includes Top 10)	0-5	0-5	5-14	4-10
Vs. RV opponents	2-1	1-0	7-2	2-0
Vs. teams over .500 on game day	7-12	4-9	39-30	19-18
Vs. teams under .500 on game day	4-2	1-2	17-4	8-3
Vs. teams at .500 on game day	4-1	2-0	9-1	4-0
While UM is in the top 25			16-4	12-3
While UM is RV (only)			7-3	2-1
Leading at halftime	15-2	7-2	53-9	25-6
Trailing at halftime	2-12	0-8	11-25	4-14
Tied at halftime	0-1	0-1	4-1	2-1
Single overtime	1-4	0-2	2-6	1-2
Double overtime			2-0	1-0
In overtime games	1-4	0-2	4-6	2-2
Leading with 2:00 left in regulation	15-2	7-1	60-4	29-1
Trailing with 2:00 left in regulation	1-13	0-10	5-29	2-19
Tied with 2:00 left in regulation	1-0		1-1	0-1
UM shoots 50% or better from field	6-2	2-2	20-2	8-2
UM shoots 40-49% from field	9-1	5-1	39-8	21-6
UM shoots under 40% from field	2-12	0-8	7-25	2-13
Opp. shoots 50% or better from field	1-1	1-1	3-9	2-5
Opp. shoots 40-49% from field	7-7	3-5	28-15	13-9
Opp. shoots under 40% from field	9-7	3-5	35-11	16-7
UM shoots 70% or better from the line	8-5	4-2	34-15	14-10
UM shoots less than 70% from the line	9-10	3-9	32-20	17-10
UM has more 3-point FGs	5-6	1-5	26-13	16-11
UM has fewer 3-point FGs	10-8	4-6	27-14	12-9
3-point FGs are even	2-1	2-0	4-1	3-1
Four or more Canes in double figures	8-0	3-0	33-6	14-5
Three Canes score in double figures	7-6	4-3	25-16	13-6
Two or less Canes score in double figures	2-9	0-8	8-13	4-10
UM outrebounds opponent	14-6	5-5	44-14	19-10
Opp. outrebounds UM	3-9	2-6	20-21	11-11
Tied in rebounds			2-0	1-0
UM records 10 or more steals	1-0		9-3	3-1
UM records 15 or more assists	5-0	2-0	18-0	10-0
UM commits less than 15 turnovers	16-14	7-10	58-29	28-17
UM commits 15 or more turnovers	1-1	0-1	8-6	3-4
UM commits less turnovers than opp.	8-6	3-4	38-14	16-6
UM commits more turnovers than opp.	9-7	4-5	24-14	13-10
Tied in turnovers	0-2	0-2	4-7	2-5
UM scores 59 points or less	3-11	1-9	7-18	4-12
UM scores between 60-69 points	6-3	3-1	18-11	9-4
UM scores between 70-79 points	5-1	2-1	29-6	14-5
UM scores between 80-89 points	3-0	1-0	8-0	2-0
UM scores between 90-99 points			4-0	2-0
UM scores 100 or more points			0-0	0-0
Playing during the afternoon	9-5	4-4	25-10	12-7
Playing in the evening (5 p.m. or later)	8-10	3-7	40-24	19-14
Games decided by three points or less	2-3	0-3	7-8	4-6
Games decided by four to 10 points	5-8	3-5	20-14	10-10
Games decided by 11-20 points	8-2	3-1	27-11	10-3
Games decided by more than 20 points	2-2	1-2	12-2	7-2

UM SINCE THE ARRIVAL OF JIM LARRAÑAGA IN 2011

- 2013 ACC Regular Season Champions
- 2013 ACC Tournament Champions
- Ranked No. 2/2 - Miami's program high - Feb. 18, 2013
- No. 1 seed at 2013 ACC Tournament
- No. 2 seed in 2013 NCAA Tournament
- Won school record 29 games in 2013
- Won 15 ACC games in 2013
- 14-game win streak (tied 1946-47 & 2001-02) from Jan. 2 - Feb. 19, 2013
- 13-0 start in 2013 conference play, topping school-best nine ACC victories, which was set in 2011-12
- Sophomore Shane Larkin selected No. 18 in the 2013 NBA Draft by Atlanta Hawks, then traded to Dallas Mavericks
- All six seniors earned academic degree from UM: Garrius Adams, Julian Gamble, Reggie Johnson, Kenny Kadji, Trey McKinney Jones, Durand Scott
- Defeated No. 1 Duke, 90-63, on Jan. 23, 2013 in Coral Gables
- Defeated Duke twice within 12 months, at both Cameron Indoor Stadium and the BankUnited Center
- First team to beat Duke and UNC by 20+ points in the same season since Maryland in '74-'75 season
- First team to beat Duke and UNC by 25+ points since the start of ACC play in 1953
- Defeated three teams in The Triangle in the same season: UNC, Duke & NC State
- In 2012-13 defeated three teams in the Top 20 for the first time since joining the ACC - the last time was in 1999-00
- Students camped out for the game vs. Duke more than four hours before tipoff, then did it again for the game vs. Florida State
- Five home sellouts of 7,972 fans vs. Duke, Florida State, North Carolina, Virginia and Clemson
- Set a record for the most games with 1,200 or more students (7)
- Set record student average attendance at 808. The past average attendance was 641 per game
- Set the record for cumulative season student attendance at 12,008. The previous record was 10,269

AWARDS

- 2013 AP Coach of the Year - Jim Larrañaga
- 2013 Naismith Coach of the Year - Jim Larrañaga
- 2013 ACC Coach of the Year - Jim Larrañaga
- 2013 Henry Iba National Coach of the Year - Jim Larrañaga
- 2013 Adolph Rupp Cup Coach of the Year - Jim Larrañaga
- 2013 ACC Player of the Year (Coaches) - Shane Larkin
- 2013 ACC Defensive Player of the Year - Durand Scott
- Five All-ACC selections: Shane Larkin 1st team, Kenny Kadji 2nd team & 3rd team, Scott H.M. (twice)
- Three ACC Defensive Team players: Shane Larkin, Durand Scott, Julian Gamble
- 2012 ACC All-Rookie Team - Shane Larkin
- 2013 ACC All-Academic Team - Raphael Akpejori
- 2013 ACC Tournament MVP - Shane Larkin
- Four ACC All-Tournament team nods: Shane Larkin (1st), Durand Scott (1st), Julian Gamble (2nd), Trey McKinney Jones (2nd)
- Four ACC Player of the Week awards: Reggie Johnson (2012), Durand Scott (2012 & 2013) and Shane Larkin (2013)
- One ACC Rookie of the Week: Shane Larkin (2012)

CURRENT PLAYER AWARDS

IN 2012-13

Raphael Akpejori

- All-ACC Academic Team
- NABC Honors Court
- ACC Academic Honor Roll

Justin Heller

- ACC Academic Honor Roll

COACH LARRAÑAGA'S MILESTONE VICTORIES

Victory	Date	Opponent	Score	School
50	02/10/88	Miami (Ohio)	65-59	Bowling Green
100	02/23/91	Kent State	84-57	Bowling Green
150	12/22/94	at Ohio State	59-50	Bowling Green
200	12/27/97	Northeastern	66-60	George Mason
250	12/20/00	Coastal Carolina	81-65	George Mason
300	12/02/03	East Carolina	76-65	George Mason
350	01/26/06	William & Mary	81-58	George Mason
400	02/27/08	William & Mary	68-59	George Mason
450	12/08/10	Loyola (Md.)	66-52	George Mason
500	01/05/12	at Georgia Tech	62-49	Miami

MIAMI HIGHS		OPPONENT HIGHS		MIAMI LOWS		OPPONENT LOWS	
Points	85 - at NC State, 3/1	Points	80 - Georgia Southern, 11/11	Points	40 - at Virginia, 2/26	Points	42 (2x) - last vs. Boston College, 2/22
Points/Half	48 (2nd) - at NC State, 3/1	Points/Half	39 (2nd) - Florida State, 1/15	Points/Half	13 - Nebraska, 12/4	Points/Half	17 (2x) last - Georgia Tech, 1/18
Field Goals Made	35 - Texas Southern, 11/14	Field Goals Made	29 - George Washington, 11/28	Field Goals Made	12 - at Virginia, 2/26	Field Goals Made	13 - Georgia Tech, 1/18
Field Goal Att.	69 - 2x last vs. Virginia Tech, 12/8	Field Goal Att.	69 - vs. Virginia Tech, 12/8	Field Goal Att.	40 - at Syracuse, 1/4	Field Goal Att.	42 - Co. of Charleston, 11/18
Field Goal Pct.	.587 - at NC State, 3/1	Field Goal Pct.	.560 - at Maryland, 1/29	Field Goal Pct.	.259 - at Virginia Tech, 2/15	Field Goal Pct.	.295 - Georgia Tech, 1/18
3-Point FG Made	10 - Texas Southern, 11/14	3-Point FG Made	13 - Notre Dame, 2/19	3-Point FG Made	0 (2x) - last at Virginia, 2/26	3-Point FG Made	3 - at Syracuse, 1/4
3-Point FG Att.	34 - at Virginia Tech, 2/15	3-Point FG Att.	34 - vs. Virginia Tech, 12/8	3-Point FG Att.	10 (2x) - last at NC State, 3/1	3-Point FG Att.	11 - vs. Syracuse, 1/25
Free Throws Made	25 - Georgia Southern, 11/11	Free Throws Made	19 - vs. Pittsburgh, 2/5	Free Throws Made	2 (2x) - last at Clemson, 3/4	Free Throws Made	5 - George Washington, 11/28
Free Throw Att.	33 - at Florida State, 2/10	Free Throw Att.	27 - vs. Syracuse, 1/25	Free Throw Att.	4 - at Syracuse, 1/4	Free Throw Att.	9 - George Washington, 11/28
Rebounds	50 - vs. Virginia Tech, 12/8	Rebounds	45 - St. Francis Brooklyn, 11/8	Rebounds	23 - at Clemson, 3/4	Rebounds	19 - Wake Forest, 3/8/14
Assists	21 - Texas Southern, 11/14	Assists	17 - Notre Dame, 2/19	Assists	3 - at Virginia, 2/26	Assists	7 (2x) - last vs. Boston College, 2/22
Steals	12 - Texas Southern, 11/14	Steals	10 - Nebraska, 12/4	Steals	1 (2x) - last vs. Syracuse, 1/25	Steals	0 - last vs. Boston College, 2/22
Blocks	8 (2x) last at Florida State, 2/10	Blocks	7 - Duke, 1/22	Blocks	0 - vs. NC State, 2/8	Blocks	0 (3x) - last vs. NC State, 2/8
Turnovers	16 - at Savannah State, 12/19	Turnovers	17 - St. Francis Brooklyn, 11/8	Turnovers	3 (2x) - last vs. Boston College, 2/22	Turnovers	3 - Virginia Tech, 3/12
Victory Margin	23 - vs. Loyola, 12/30	Victory Margin	25 - at Virginia, 2/26	Victory Margin	1 - Georgia Southern, 11/11	Victory Margin	1 (2x) last vs. NC State, 2/8

MIAMI INDIVIDUAL HIGHS

Points	25 (2x) - last Rion Brown at Maryland, 1/29
Field Goals Made	9 (2x) last - Rion Brown at Clemson, 3/4
Field Goal Attempts	18 - Garrius Adams vs. St. Francis Brooklyn, 11/8
3-Point FG Made	5 - 3x last Rion Brown Florida State, 1/15
3-Point FG Attempts	12 - at Virginia Tech, 2/15
Free Throws Made	12 - Rion Brown at Maryland, 1/29
Free Throw Attempts	13 - Rion Brown at Maryland, 1/29
Rebounds	13 - Tonye Jekiri at NC State, 3/1
Assists	9 - Rion Brown vs. Texas Southern, 11/14
Blocks	4 (5x) - last Erik Swoope vs. Norfolk State, 2/1

OPPONENT INDIVIDUAL HIGHS

Points	27 (2x) - last T.J. Warren, NC State, 2/8
Field Goals Made	9 - 2x last Jarell Eddie, Virginia Tech, 12/8
Field Goal Attempts	23 - Jarell Eddie, Virginia Tech, 12/8
3-Point FG Made	6 (2x) - last Pat Connaughton, Notre Dame, 2/19
3-Point FG Attempts	14 - Jarell Eddie, Virginia Tech, 12/8
Free Throws Made	9 (2x) - last T.J. Warren, NC State, 2/8
Free Throw Attempts	12 - Lamar Patterson, Pittsburgh, 2/5
Rebounds	15 - 2x, last Jabari Parker, Duke, 1/22
Assists	9 (2x) - last at Virginia Tech, 2/15
Blocks	4 - Jordan Bachynski, Arizona State, 12/1

THE LAST TIME ...

Player Scored 30 Points

Miami	Durand Scott (32), vs. NC State, 3/16/13
Opponent	Ryan Kelly (36), at Duke, 3/2/13

Player Scored 35 Points

Miami	Jack McClinton (35) vs. North Carolina, 3/15/09
Opponent	Ryan Kelly (36), at Duke, 3/2/13

Player Scored 40 Points

Miami	Darius Rice (43) vs. Connecticut, 1/20/03
Opponent	Sean Singletary (41), Virginia, 3/1/08

Two Players Scored 20 Points

Miami	Shane Larkin (28), Trey McKinney Jones (20) vs. North Carolina, 3/17/13
Opponent	Omari Grier (27), Raymond Taylor (20) FAU, 12/17/11

Three Players Scored 20 Points

Miami	Dwayne Collins (23), Brian Asbury (21), Jack McClinton (20) vs. Virginia Tech, 1/25/09
Opponent	Travis Mays (40), Alvin Heggs (22), Lance Blanks (21), Texas, 2/22/89

Five Players Scored in Double Figures

Miami	Rion Brown (20), Garrius Adams (16), Manu Lecomte (15), Erik Swoope (15), Tonye Jekiri (14) at NC State, 3/1/14
Opponent	Jon Scheyer (27), DeMarcus Nelson (19), Kyle Singler (12), Greg Paulus (12), Lance Thomas (10) Duke, 2/20/08

Six Players Scored in Double Figures

Miami	James Kelly (17), Donnavan Kirk (15), Rion Brown (13), Manu Lecomte (12), Davon Reed (11), Garrius Adams (10) vs. Texas Southern, 11/14/13
-------	--

Player Grabbed 15 Rebounds

Miami	Reggie Johnson (20) vs. Florida Atlantic, 3/16/11
Opponent	Jabari Parker (15), Duke, 1/22/14

Two Players Grabbed 10 Rebounds

Miami	Rion Brown (10), Tonye Jekiri (10), at North Carolina, 1/8/14
Opponent	Marcus Ginyard (12), John Henson (12), North Carolina, 3/2/10

Three Players Grabbed 10 Rebounds

Miami	Mark Richardson (11), Eric Brown (10), Joe Wylie (10) vs. FIU, 3/6/89
Opponent	Matt Harpring (12), Dion Glover (10), Michael Maddox (10), Georgia Tech, 12/2/7/97

Player Had 10 Assists

Miami	Durand Scott (10) vs. North Carolina Central, 11/14/09
Opponent	Kendall Marshall (10), North Carolina, 3/11/11

Player Had 10 Blocks

Miami	Anthony King (10) vs. Florida Atlantic, 11/29/04
Opponent	Jarvis Varnado (10), Mississippi State, 12/13/07

Player Had a Double-Double

Miami	Tonye Jekiri (14 pts, 13 rebs) at NC State, 3/1/14
Opponent	Jabari Parker (17 pts, 15 rebs) Duke, 1/22/14

Player Had a Triple-Double

Miami	Anthony King (11 pts, 10 reb, 13 blks) vs. Florida Atlantic, 11/29/04
Opponent	Brendan Haywood (18 pts, 14 reb, 10 blks), North Carolina, 12/4/00

Two Players Had Double-Doubles

Miami	Reggie Johnson (22 pts, 11 rebs) & Kenny Kadji (12 pts, 12 rebs), vs. Stetson, 11/9/12
Opponent	Hasheem Thabeet (19 pts, 14 reb), A.J. Price (13 pts, 11 reb), Connecticut, 11/23/08

Team Scored 100 Points

Miami	108 vs. Nova Southeastern, 11/16/09
Opponent	105, North Carolina, 1/31/07

Team Scored 50 Points in a Half

Miami	51, (2nd half) at Hawaii, 12/22/12
Opponent	51 (2nd half), UCF, 12/18/10

Team Shot 50 Percent in Both Halves

Miami	.500 (12-24) / .682 (15-22) at NC State, 3/1/14
Opponent	.538 (14-26) / .500 (16-32) vs. Georgia Tech, 3/6/13

Team Shot 60 Percent in a Half

Miami	.682 (15-22), second half, vs. Wake Forest, 3/8/14
Opponent	.619 (13-21), second half, Florida State, 1/15/14

Team Shot 70 Percent in a Half

Miami	.739 (17-23), first half, at Florida State, 2/13/13
-------	---

Team Shot 60 Percent in a Game

Miami	.638 (30-47), at Florida State, 2/13/13
Opponent	.622 (23-37), Clemson, 12/21/08

Team Shot Less Than 30 Percent in a Game

Miami	.261 (12-46), at Virginia, 2/26/14
Opponent	.295 (13-44), Georgia Tech, 1/18/14

Miami 84, Florida Tech 55
10-30-13
Exhibition
BankUnited Center

Florida Tech 0-0		tot-fg 3-pt					rebounds									
##	Player	fg	fga	fgt	fta	ft	of	de	tot	pf	tp	a	t	b	s	min
03	CARTER, Chris	* 7	21	3	11	3	6	0	1	1	2	20	4	3	0	2 38
04	JACKSON, Jermaine*	* 4	14	0	4	1	1	0	2	3	2	9	5	1	1	22
11	JOHNSON, Akeem*	* 1	8	0	3	0	0	1	4	7	1	2	2	1	0	34
41	USIC, David	* 1	4	0	1	0	0	2	1	3	4	2	0	1	0	13
42	STAHL, Cameron*	* 3	5	0	0	0	0	1	6	7	2	6	1	0	1	34
02	BOOTH, Robert	0	1	0	0	0	0	0	2	2	1	0	1	0	0	12
05	JACKSON, Corbin	6	11	0	1	0	0	2	1	3	5	12	0	3	1	19
10	BOLHUIS, Kevin	0	0	0	0	0	0	1	0	1	0	0	0	0	0	3
12	MEADEN, George	0	0	0	0	0	0	0	0	0	0	0	0	0	0	1
14	DIVAC, Matia	1	1	0	0	0	0	0	0	0	0	2	0	0	0	1
15	STAHL, Nick	0	2	0	1	0	0	1	0	1	0	0	2	1	0	4
22	SPENCE, Isaac	0	0	0	0	0	0	0	0	0	0	0	0	0	0	0+
24	POPE, Derick	1	2	0	1	0	0	0	2	2	2	0	2	0	0	17
25	FISCHER, Max	0	0	0	0	0	0	0	0	0	0	0	0	0	0	1
55	BONONIA, Berkley	0	0	0	0	0	0	0	0	0	0	0	0	0	0	1
TEAM																
Totals		24	69	3	22	4	7	12	21	33	19	55	15	12	3	200
TOTAL FG%		22.9%														
3-Pt. FG%		1st Half: 1-11 9.1%														
F Throw %		1st Half: 1-1 100%														
		2nd Half: 2-11 18.2%														
		Game: 57.1%														

Miami 0-0		tot-fg 3-pt					rebounds									
##	Player	fg	fga	fgt	fta	ft	of	de	tot	pf	tp	a	t	b	s	min
15	Rion Brown	* 7	8	6	7	0	0	1	2	3	4	20	2	1	0	24
20	Manu Lecomte	* 1	4	0	0	0	0	1	1	2	2	2	3	2	0	19
22	Donnavan Kirk	* 5	8	0	2	3	6	5	4	9	1	13	1	1	3	30
23	Tonye Jekiri	* 1	7	0	0	1	2	1	9	10	2	3	3	2	2	28
25	Garrison Adams	* 6	14	3	8	1	2	1	9	10	0	16	5	2	0	31
01	Deandre Burnett	5	12	1	5	5	6	2	1	3	1	16	0	2	0	1
03	Steve Sorenson	0	0	0	0	0	0	0	0	0	0	0	0	0	0	1
04	Raphael Akpejori	0	1	0	0	2	4	0	2	2	0	2	1	0	0	1
05	Davon Reed	2	4	0	1	2	4	2	2	6	0	0	1	1	1	17
12	Justin Heller	1	2	1	1	0	0	0	0	0	0	3	0	0	0	1
21	Erik Swoope	0	1	0	0	1	2	1	2	3	0	0	0	0	1	9
35	James Kelly	0	2	0	2	0	0	1	2	3	1	0	0	1	0	9
TEAM																
Totals		29	63	11	26	15	26	16	35	51	13	84	14	12	6	200
TOTAL FG%		1st Half: 13-30 43.3%														
3-Pt. FG%		1st Half: 7-16 43.8%														
F Throw %		1st Half: 7-14 50.0%														
		2nd Half: 4-10 40.0%														
		Game: 46.0%														
		Game: 42.3%														
		Game: 57.7%														

Officials: Jacyn Goble, JB Caldwell, Alan Spainhour
Technical fouls: Florida Tech-None. Miami-None.
Attendance: 4848

Score by Periods	1st	2nd	Total
Florida Tech	18	37	55
Miami	40	44	84

Points in the paint-FITM 30,UM 30. Points off turnovers-FITM 12,UM 15.
2nd chance points-FITM 6,UM 25. Fast break points-FITM 14,UM 17.
Bench points-FITM 16,UM 30. Score tied-0 times. Lead changed-0 times.
Last FG-FITM 2nd-00:44, UM 2nd-00:11.
Largest lead-FITM None, UM by 29 2nd-00:11.

St. Francis Brooklyn 66, Miami 62 (OT)
11-08-13
Game 1
BankUnited Center

St. Francis Brooklyn 1-0		tot-fg 3-pt					rebounds									
##	Player	fg	fga	fgt	fta	ft	of	de	tot	pf	tp	a	t	b	s	min
03	MCKNORD, Ben	* 4	12	3	10	0	0	0	3	3	0	11	2	1	0	0
05	CANNON, Jalen	* 6	13	2	3	4	0	0	6	10	3	14	0	0	0	38
33	MILK, Matt	* 0	1	0	0	0	0	0	1	1	3	0	0	1	0	1
34	DOUGLAS, Kevin	* 1	6	1	4	3	4	2	2	4	3	6	0	0	1	37
44	WHITE, Anthony	* 1	3	0	0	0	0	0	1	1	0	2	2	0	0	10
01	JONES, Brent	* 3	0	1	7	8	1	6	7	4	7	4	2	0	0	26
02	HOPKINSON, Yunus	0	2	0	2	1	2	0	0	0	1	1	1	1	0	1
11	SANTAVENERE, P.J.	1	2	0	1	0	0	0	0	2	2	0	0	0	1	9
23	ULMER, Lowell	0	0	0	0	2	0	1	1	1	0	0	0	0	0	7
25	ISALOVIC,Aleksandar	0	1	0	1	0	0	0	0	0	0	0	0	0	0	1
32	FALL, Amdy	3	4	0	0	0	0	1	3	4	3	6	0	1	2	18
43	HAGIGAL, Sheldon	0	0	0	0	0	0	0	0	0	3	0	0	1	0	4
45	MARTIN, Wayne	6	13	1	1	4	7	4	4	8	4	17	2	5	1	28
TEAM																
Totals		22	60	7	24	15	23	14	31	45	27	66	11	17	4	225
TOTAL FG%		1st Half: 10-34 29.4%														
3-Pt. FG%		1st Half: 6-16 37.5%														
F Throw %		1st Half: 1-4 25.0%														
		2nd Half: 9-22 40.9%														
		Game: 36.7%														
		Game: 29.2%														
		Game: 65.2%														

Miami 0-1		tot-fg 3-pt					rebounds									
##	Player	fg	fga	fgt	fta	ft	of	de	tot	pf	tp	a	t	b	s	min
15	Rion Brown	* 3	10	0	3	5	6	1	6	7	1	11	0	1	0	42
20	Manu Lecomte	* 3	10	0	2	3	4	0	1	1	2	9	1	2	0	34
22	Donnavan Kirk	* 6	8	0	1	4	6	7	3	10	3	16	0	4	2	1
23	Tonye Jekiri	* 2	7	0	0	2	2	1	8	9	5	6	1	2	1	0
25	Garrison Adams	* 4	18	0	8	7	9	1	2	3	2	15	3	1	0	3
04	Raphael Akpejori	0	0	0	0	0	0	0	0	0	1	0	0	1	0	0
05	Davon Reed	1	5	0	1	1	2	0	1	1	3	0	0	0	1	18
21	Erik Swoope	0	3	0	0	2	2	1	3	4	3	2	0	0	0	23
35	James Kelly	0	0	0	0	0	0	3	1	4	2	0	0	2	0	0
TEAM																
Totals		19	61	0	15	24	31	15	28	43	20	62	5	13	3	225

RV/- George Washington 71, Miami 63 (OT) Game 6
11-28-13 Titan Gym

Miami 3-3 ## Player	tot-fg fg fga	3-pt fga	ft	fta	rebounds of de tot	pf	tp	a	b	s	min
22 Donnavan Kirk	f 3	8	0	0	0	2	9	1	2	6	0 2 4 0 39
23 Tonye Jekiri	c 1	3	0	0	0	0	1	1	1	2	1 1 1 1 21
15 Rion Brown	g 4	12	1	6	7	3	6	9	2	16	1 0 0 1 34
20 Manu Lecomte	g 2	6	1	2	0	0	2	2	5	0	2 0 0 25
25 Garrius Adams	g 4	13	2	4	7	8	1	3	4	17	5 4 0 1 40-
05 Davon Reed	2	7	2	5	0	0	2	2	2	6	2 3 0 2 35
21 Erik Swoope	0	0	0	0	0	0	0	0	1	0	0 0 0 0 3
35 James Kelly	5	9	0	0	1	2	4	6	2	11	0 0 1 0 28
TEAM					2	2					
Totals	21	58	6	17	15	17	12	25	37	15	63 9 12 6 5 225

TOTAL FG% 1st Half: 11-25 44.0% 2nd Half: 9-25 36.0% Game: 36.2%
3-Pt. FG% 1st Half: 2-4 50.0% 2nd Half: 4-8 50.0% Game: 35.3%
F Throw % 1st Half: 2-2 100% 2nd Half: 11-13 84.6% Game: 88.2%

George Washington 5-0 ## Player	tot-fg fg fga	3-pt fga	ft	fta	rebounds of de tot	pf	tp	a	b	s	min
21 LARSEN, Kevin	f 2	7	0	0	0	4	4	3	4	0	1 0 1 33
32 ARMWOOD, Isiah	f 6	10	0	0	0	2	9	11	4	12	1 2 3 1 39
01 CREEK, Maurice	g 5	14	2	7	3	4	1	2	3	15	2 0 0 1 33
11 SAVAGE, Kethan	g 5	10	0	1	1	1	2	3	1	11	2 2 1 1 29
22 McDONALD, Joe	g 4	7	1	2	1	2	5	5	2	10	3 0 0 3 35
03 CARTAGENA, Miguel	1	1	1	1	0	0	0	0	3	1	1 0 0 8
05 GRIFFIN, Nick	0	0	0	0	0	0	0	0	0	0	0 0 0 3
30 MIKIC, Nemanja	6	8	4	5	0	0	1	2	2	16	1 0 1 0 29
33 MARAGKOS, Paris	0	1	0	0	0	0	1	0	1	0	0 0 0 2
34 KOPRIVA, John	0	3	0	0	2	0	2	2	0	0	0 0 0 14
TEAM					1	2					
Totals	29	61	8	16	5	9	7	33	26	71	10 6 5 7 226

TOTAL FG% 1st Half: 12-28 42.9% 2nd Half: 12-27 44.4% Game: 47.5%
3-Pt. FG% 1st Half: 3-6 50.0% 2nd Half: 3-7 42.9% Game: 50.0%
F Throw % 1st Half: 0-0 0.0% 2nd Half: 5-9 55.6% Game: 55.6%

Officials: Mike Scypers, Ken Ditty, Michael Irving
Technical fouls: University of Miami-None. George Washington-None.
Attendance: 1966

Score by Periods	1st	2nd	OT	Total
University of Miami	26	33	4	63
George Washington	27	32	12	71

First game of DIRECTV Wooden Legacy Quarterfinals

Points in the paint-UM 22,GW 34. Points off turnovers-UM 7,GW 17.
2nd chance points-UM 15,GW 6. Fast break points-UM 4,GW 4.
Bench points-UM 17,GW 19. Score tied-6 times. Lead changed-7 times.
Last FG-UM OT-00:20, GW OT-01:37.
Largest lead-UM by 6 1st-17:35, GW by 12 2nd-14:20.

Nebraska 60, Miami 49 Game 9
12-4-13 Pinnacle Bank Arena

Miami 5-4 ## Player	tot-fg fg fga	3-pt fga	ft	fta	rebounds of de tot	pf	tp	a	b	s	min
22 Donnavan Kirk	f 0	4	0	1	1	2	1	3	4	4	0 1 1 1 18
35 James Kelly	f 1	4	0	2	0	0	5	5	0	2	0 1 1 0 28
05 Davon Reed	g 2	11	1	6	0	0	1	2	2	5	2 2 0 2 31
15 Rion Brown	g 8	14	5	11	4	6	0	2	4	25	3 2 0 1 32
25 Garrius Adams	g 0	6	0	2	2	2	5	7	0	2	1 3 0 0 31
04 Raphael Akpejori	0	0	0	0	2	2	1	1	4	2	0 0 0 0 8
20 Manu Lecomte	2	4	0	0	1	3	0	2	2	4	5 4 4 0 23
21 Erik Swoope	2	5	1	3	0	0	2	2	5	0	0 0 0 8
23 Tonye Jekiri	1	2	0	0	0	2	5	7	2	2	1 0 1 0 21
TEAM					2	2					
Totals	16	50	7	25	10	15	8	26	34	20	49 11 13 3 4 200

TOTAL FG% 1st Half: 6-25 24.0% 2nd Half: 10-25 40.0% Game: 32.0%
3-Pt. FG% 1st Half: 1-12 8.3% 2nd Half: 6-13 46.2% Game: 28.0%
F Throw % 1st Half: 0-0 0.0% 2nd Half: 10-15 66.7% Game: 66.7%

Nebraska 6-2 ## Player	tot-fg fg fga	3-pt fga	ft	fta	rebounds of de tot	pf	tp	a	b	s	min
31 Shields, Shavon	f 4	13	3	0	0	0	7	7	1	9	2 2 0 1 36
35 Pitchford, Walter	f 4	8	3	6	2	0	5	5	1	13	0 0 0 0 22
00 Webster, Tai	g 1	1	0	0	3	5	0	2	2	4	5 5 0 4 25
05 Petteway, Terran	g 4	10	1	3	5	6	1	2	3	24	0 1 3 1 32
15 Gallegos, Ray	g 3	8	2	7	0	0	5	5	3	8	3 1 0 2 35
01 Biggs, Deverell	0	2	0	1	4	6	0	1	1	4	2 1 0 1 18
03 Parker, Benny	0	0	0	0	0	0	0	0	0	0	0 0 0 9
21 Smith, Leslee	2	4	0	0	3	3	5	5	10	1	7 0 1 2 23
TEAM					2	2					
Totals	18	46	7	20	17	22	6	29	35	16	60 12 11 5 10 200

TOTAL FG% 1st Half: 8-25 32.0% 2nd Half: 10-21 47.6% Game: 39.1%
3-Pt. FG% 1st Half: 4-10 40.0% 2nd Half: 3-10 30.0% Game: 35.0%
F Throw % 1st Half: 2-3 66.7% 2nd Half: 10-15 78.9% Game: 77.3%

Officials: Gene Steratore, Mark Whitehead, Larry Sciotto
Technical fouls: University of Miami-None. Nebraska-None.
Attendance: 15088

Score by Periods	1st	2nd	Total
University of Miami	13	36	49
Nebraska	22	38	60

Actual Attendance: 12,579

Points in the paint-UM 12,NEB 18. Points off turnovers-UM 12,NEB 13.
2nd chance points-UM 12,NEB 9. Fast break points-UM 0,NEB 6.
Bench points-UM 14,NEB 11. Score tied-1 time. Lead changed-0 times.
Last FG-UM 2nd-00:39, NEB 2nd-01:40.
Largest lead-UM None, NEB by 16 2nd-12:05.

Miami 48, Cal State Fullerton 46 Game 7
11-29-13 Titan Gym

Miami 4-3 ## Player	tot-fg fg fga	3-pt fga	ft	fta	rebounds of de tot	pf	tp	a	b	s	min
22 Donnavan Kirk	f 2	4	0	0	1	2	0	2	3	5	0 2 1 0 27
25 Garrius Adams	f 3	9	1	6	0	0	1	3	4	0	7 1 3 1 0 35
35 James Kelly	f 4	7	1	2	1	2	1	6	7	3	10 1 0 2 0 34
05 Davon Reed	g 4	12	1	6	0	2	0	3	3	19	2 1 0 0 36
15 Rion Brown	g 4	10	0	3	1	2	2	6	8	2	9 2 4 0 0 34
20 Manu Lecomte	2	4	0	2	0	0	0	3	3	1	4 1 0 0 1 15
21 Erik Swoope	0	0	0	0	0	2	2	2	0	0	0 1 0 0 9
23 Tonye Jekiri	2	3	0	0	0	0	0	4	4	3	4 0 2 0 0 20
TEAM					1	2					
Totals	21	49	3	19	3	10	7	28	35	13	48 7 13 4 1 200

TOTAL FG% 1st Half: 10-22 45.5% 2nd Half: 11-27 40.7% Game: 42.9%
3-Pt. FG% 1st Half: 1-10 10.0% 2nd Half: 2-9 22.2% Game: 15.8%
F Throw % 1st Half: 2-4 50.0% 2nd Half: 1-6 16.7% Game: 30.0%

Cal State Fullerton 2-5 ## Player	tot-fg fg fga	3-pt fga	ft	fta	rebounds of de tot	pf	tp	a	b	s	min
00 Horne, Marquis	f 1	8	0	1	0	0	4	4	3	2	0 0 0 0 1 32
13 Boyd, Joe	f 0	2	0	0	0	0	1	4	5	1	0 0 1 0 0 17
10 Williams, Michael	g 6	16	2	9	1	3	0	2	2	15	2 1 0 1 36
11 Gentry, Josh	g 1	5	1	3	0	0	0	1	1	0	3 1 2 0 0 17
22 Blackwell, Sheldon	g 4	6	1	3	4	6	1	1	2	13	6 0 0 3 32
01 Brandon, Jared	1	5	0	2	0	0	0	4	4	0	2 1 1 0 1 19
21 McClellan, Steve	2	2	0	0	0	0	2	2	2	4	0 2 0 1 17
32 Collins, Chris	0	1	0	0	3	4	1	4	5	1	3 1 3 0 0 17
33 Johnson, James	2	3	0	0	0	0	0	1	1	4	4 0 1 0 0 13
TEAM					2	3					
Totals	17	48	4	18	8	13	5	26	31	13	46 11 11 0 6 200

TOTAL FG% 1st Half: 7-24 29.2% 2nd Half: 10-24 41.7% Game: 35.4%
3-Pt. FG% 1st Half: 1-9 11.1% 2nd Half: 3-9 33.3% Game: 22.2%
F Throw % 1st Half: 2-4 50.0% 2nd Half: 6-9 66.7% Game: 61.5%

Officials: Mike Eggers, Greg Nixon, Tim Kelly
Technical fouls: University of Miami-None. Cal State Fullerton-None.
Attendance: 1857

Score by Periods	1st	2nd	Total
University of Miami	23	25	48
Cal State Fullerton	17	29	46

Consolation 1 (Game 6) DirectV Wooden Legacy ESPN3

Points in the paint-UM 22,CSF 14. Points off turnovers-UM 11,CSF 10.
2nd chance points-UM 7,CSF 4. Fast break points-UM 4,CSF 4.
Bench points-UM 8,CSF 13. Score tied-2 times. Lead changed-0 times.
Last FG-UM 2nd-02:47, CSF 2nd-02:21.
Largest lead-UM by 17 2nd-08:36, CSF None.

Virginia Tech 61, Miami 60 (OT) Game 10
12-8-13 BankUnited Center

Virginia Tech 7-3, 1-0 ## Player	tot-fg fg fga	3-pt fga	ft	fta	rebounds of de tot	pf	tp	a	b	s	min
02 Joey van Zegeren*	4	9	0	0	0	6	4	10	3	8	0 2 2 1 35
11 Devin Wilson	*	0	2	0	0	1	3	0	2	4	1 5 1 0 1 40-
25 Will Johnston	*	0	1	0	0	0	2	2	0	0	0 0 0 0 4
31 Jarell Eddie	*	9	23	6	14	0	0	1	7	8	1 24 0 2 0 43
33 Marshall Wood	*	3	9	3	6	0	0	1	5	6	0 9 1 2 0 31
04 Adam Smith	*	3	9	2	6	0	0	1	1	0	8 3 0 0 0 20
04 Cadarian Raines	0	1	0	0	0	0	0	1	1	2	0 0 0 0 0 11
15 Ben Emelogue	5	14	1	7	0	0	0	1	4	5	0 11 2 2 0 34
22 Christian Beyer	0	1	0	0	0	0	0	1	1	2	0 0 0 1 0 4
32 Trevor Thompson	0	0	0	0	0	0	0	0	0	1	0 0 0 0 4
TEAM					2	5					
Totals	24	69	12	34	1	3	11	32	43	13	61 11 10 3 6 224

TOTAL FG% 1st Half: 9-30 30.0% 2nd Half: 13-34 38.2% Game: 34.8%
3-Pt. FG% 1st Half: 5-16 31.3% 2nd Half: 6-16 37.5% Game: 35.3%
F Throw % 1st Half: 0-0 0.0% 2nd Half: 1-3 33.3% Game: 33.3%

Miami 5-5, 0-1 ACC ## Player	tot-fg fg fga	3-pt fga	ft	fta	rebounds of de tot	pf	tp	a	b	s	min
05 Davon Reed	*	4	10	1	3	1	2	3	5	0	10 0 3 0 0 32
15 Rion Brown	*	4	15	1	5	0	0	2	2	4	9 2 0 0 1 38
22 Donnavan Kirk	*	2	7	0	1	2	4	7	11	1	6 0 3 2 0 29
25 Garrius Adams	*	5	9	2	4	2	0	3	3	2	14 2 0 1 1 34
35 James Kelly	*	5	14	0	1	2	2	3	6	9	4 12 0 2 0 31
04 Raphael Akpejori	0	1	0	0	0	0	2	2	2	0	0 1 0 0 9
20 Manu Lecomte	3	8	0	1	1	2	0	4	4	2	7 2 3 0 1 27
21 Erik Swoope	0	0	0	0	0	1	2	0	0	0	0 1 0 0 4
23 Tonye Jekiri	1	5	0	0	0	0	3	4	7	0	2 0 0 1 0 21
TEAM					3	3					
Totals	24	69	4	15	8	14	15	35	50	13	60 7 12 4 4 225

TOTAL FG% 1st Half: 14-31 45.2% 2nd Half: 9-29 31.0% Game: 34.8%
3-Pt. FG% 1st Half: 4-14 28.6% 2nd Half: 3-10 30.0% Game: 26.7%
F Throw % 1st Half: 2-4 50.0% 2nd Half: 4-6 66.7% Game: 57.1%

Officials: Roger Ayers, Pat Driscoll, James Luckie
Technical fouls: Virginia Tech-None. University of Miami-None.
Attendance: 6270

Score by Periods	1st	2nd	OT	Total
Virginia Tech	23	33	5	61
University of Miami	31	25	4	60

Points in the paint-VT 12,UM 30. Points off turnovers-VT 13,UM 7.
2nd chance points-VT 8,UM 11. Fast break points-VT 2,UM 9.
Bench points-VT 19,UM 9. Score tied-3 times. Lead changed-9 times.
Last FG-VT OT-00:20, UM OT-04:29.
Largest lead-VT by 2 1st-12:35, UM by 13 2nd-16:08.

Miami 60, RV/RV Arizona State 57 Game 8
12-1-13 Honda Center

Miami 5-3	tot-fg 3-pt				rebounds									
## Player	fg	fga	fg	fga	ft	fta	of	de	tot	pf	a	b	s	min
22 Donnavan Kirk	f	3	9	0	0	1	1	2	1	3	2	7	0	2 2 0 28
35 James Kelly	f	4	7	0	2	3	4	0	6	6	3	11	1	1 1 0 35
25 David Reed	f	5	10	5	8	4	6	0	1	1	3	19	2	2 0 0 36
15 Brian Brown	g	3	7	0	1	3	5	1	3	4	2	9	4	2 0 0 30
25 Garrison Adams	g	3	7	1	2	2	4	1	8	9	3	9	4	0 0 2 33
40 Raphael Akpejori	0	0	0	0	0	0	0	0	1	1	1	0	0	0 0 0 5
20 Manu Lecomte	1	3	0	0	0	0	0	0	1	1	0	2	1	0 0 0 10
21 Erik Swoope	1	1	0	0	1	1	0	0	0	1	3	0	0	0 0 0 13
23 Tonye Jekiri	0	3	0	0	0	0	2	1	3	1	0	0	0	0 0 0 10
TEAM							2	2						
Totals	20	47	6	13	1421	8	22	30	16	60	12	7	3	2 200

Miami 71, La Salle 58
12-22-13**Game 12****BankUnited Center**

La Salle 6-6		tot-fg		3-pt		rebounds											
#	Player	fg	fga	fg	fga	fta	of	de	tot	pf	tp	a	to	b	s	min	
00	ZACK, Steve	* 5	10	0	1	2	4	7	11	2	11	1	1	1	0	35	
01	PETERSON, D.J.	* 0	2	0	1	0	0	0	0	4	0	0	2	0	0	19	
03	DUREN, Tyreek	* 7	17	4	7	0	0	5	5	3	18	2	1	1	1	36	
10	MILLS, Sam	* 6	14	3	8	0	0	1	2	3	0	15	2	1	0	34	
25	WRIGHT, Jerrell	* 3	6	0	0	2	3	4	3	7	2	8	0	2	0	29	
05	DUNN, Taylor	* 0	0	0	0	0	0	0	0	0	0	0	0	0	0	3	
21	GARLAND, Tyrone	1	7	0	2	1	2	0	0	0	2	3	3	2	0	23	
23	LEWIS, Khalid	1	4	0	0	0	0	0	0	0	2	1	1	0	0	14	
35	BROWN, Rohan	0	0	0	0	1	2	1	0	1	2	1	0	0	0	7	
TEAM																	
Totals																	
TOTAL FG%		1st Half: 9-28 32.1%		2nd Half: 14-32 43.8%		Game: 38.3%											
3-Pt. FG%		1st Half: 3-10 30.0%		2nd Half: 4-8 50.0%		Game: 38.9%											
F Throw %		1st Half: 3-4 75.0%		2nd Half: 2-5 40.0%		Game: 55.6%											

Miami 7-5		tot-fg		3-pt		rebounds											
#	Player	fg	fga	fg	fga	fta	of	de	tot	pf	tp	a	to	b	s	min	
05	Davon Reed	* 3	8	1	5	1	0	0	0	2	8	4	1	0	0	25	
15	Rion Brown	* 6	12	1	5	4	6	5	9	0	17	4	2	0	1	33	
22	Donnavan Kirk	* 4	9	0	2	1	2	4	5	9	2	9	0	1	4	35	
25	Garrus Adams	* 5	10	1	2	2	3	1	2	3	13	3	1	0	2	34	
35	James Kelly	* 4	7	1	1	1	2	0	3	3	1	10	0	2	1	20	
20	Manu Lecomte	2	6	0	1	1	1	3	4	3	5	2	0	0	1	28	
23	Tonye Jekiri	4	7	0	0	1	2	2	5	7	3	9	0	0	1	25	
TEAM																	
Totals																	
TOTAL FG%		1st Half: 15-31 48.4%		2nd Half: 13-28 46.4%		Game: 47.5%											
3-Pt. FG%		1st Half: 3-11 27.3%		2nd Half: 1-5 20.0%		Game: 25.0%											
F Throw %		1st Half: 1-1 100%		2nd Half: 10-17 58.8%		Game: 61.1%											

Officials: Bryan Kersey, Gary Maxwell, James Luckie
Technical fouls: La Salle-None. University of Miami-None.
Attendance: 4837

Score by Periods	1st	2nd	Total
La Salle	24	34	58
University of Miami	34	37	71

Points in the paint-LAS 26,UM 32. Points off turnovers-LAS 9,UM 11.
2nd chance points-LAS 14,UM 17. Fast break points-LAS 10,UM 5.
Bench points-LAS 6,UM 14. Score tied-2 times. Lead changed-1 time.
Last FG-LAS 2nd-00:26, UM 2nd-00:35.
Largest lead-LAS by 5 1st-17:39, UM by 15 2nd-08:41.

Miami 71, Loyola 48
12-30-13**Game 13****BankUnited Center**

Loyola 5-6		tot-fg		3-pt		rebounds											
#	Player	fg	fga	fg	fga	fta	of	de	tot	pf	tp	a	to	b	s	min	
15	Latham, Jordan	f 0	2	0	0	0	1	1	2	3	0	0	0	0	0	11	
21	Jones, Jarred	f 0	2	0	1	1	1	5	6	1	1	0	0	2	1	25	
03	Cormier, Dylon	g 4	12	1	2	2	2	3	5	2	11	0	1	0	1	30	
05	Laster, Eric	g 5	10	3	7	0	0	1	3	0	13	0	2	0	0	21	
12	Williams, R.J.	g 1	5	0	1	1	2	0	0	2	3	1	1	0	2	25	
00	Patton, Jevon	1	1	0	0	1	2	2	0	0	3	2	0	0	2	6	
01	Gorski, Nick	0	3	0	0	0	0	0	0	1	0	0	0	0	0	9	
02	Rashford, Damion	0	3	0	0	1	2	0	0	0	1	0	0	0	0	11	
10	Brito, Denzel	1	3	0	2	0	0	2	2	0	2	4	2	0	0	12	
11	Tuohy, Sean Jr.	0	0	0	0	0	0	0	0	0	0	0	0	0	0	3	
13	Rassman, Franz	2	4	0	0	0	0	2	1	3	2	4	1	1	0	10	
23	Hubbard, Tyler	4	8	2	5	0	0	1	2	3	10	0	1	0	0	25	
34	Onyuke, Chido	0	0	0	0	0	0	0	0	0	0	0	0	0	0	2	
42	Forsy, Josh	0	0	0	0	0	0	1	1	1	0	0	0	0	1	10	
TEAM																	
Totals																	
TOTAL FG%		1st Half: 8-27 29.6%		2nd Half: 10-26 38.5%		Game: 34.0%											
3-Pt. FG%		1st Half: 2-7 28.6%		2nd Half: 4-11 36.4%		Game: 33.3%											
F Throw %		1st Half: 2-6 33.3%		2nd Half: 4-8 50.0%		Game: 42.9%											

Miami 8-5		tot-fg		3-pt		rebounds												
#	Player	fg	fga	fg	fga	fta	of	de	tot	pf	tp	a	to	b	s	min		
22	Donnavan Kirk	f	5	9	0	0	2	5	4	4	9	2	12	1	0	0	17	
35	James Kelly	f	5	8	1	1	0	0	2	4	6	2	11	0	1	0	29	
05	Davon Reed	g	1	6	1	5	5	5	0	2	2	0	8	7	3	0	31	
15	Rion Brown	g	6	11	4	6	1	2	7	9	2	17	1	2	0	3	27	
25	Garrus Adams	g	2	5	0	2	0	0	0	3	3	1	4	3	1	0	1	28
03	Steve Sorenson	0	0	0	0	0	0	0	0	0	0	0	0	0	0	0	1	
04	Raphael Akpejori	0	0	0	0	0	0	0	0	1	1	0	0	0	0	0	8	
11	Mike Fernandez	0	0	0	0	0	0	0	0	0	0	0	0	2	0	0	2	
12	Justin Heller	0	0	0	0	0	0	0	0	1	1	0	0	0	1	0	2	
20	Manu Lecomte	2	3	1	1	1	2	0	0	0	2	6	3	0	0	1	20	
21	Erik Swoope	1	1	0	0	1	1	1	0	3	0	2	1	0	1	0	12	
23	Tonye Jekiri	4	5	0	0	2	4	1	3	4	5	10	2	1	2	1	13	
TEAM																		
Totals																		
				26 48		7 15		12 20		11 27		38 14		71 24		8 200		
TOTAL FG%		1st Half: 15-25		60.0%		2nd Half: 11-23		47.8%								Game: 54.2%		
3-Pt. FG%		1st Half: 5-9		55.6%		2nd Half: 2-6		33.3%								Game: 46.7%		
F Throw %		1st Half: 8-13		61.5%		2nd Half: 4-7		57.1%								Game: 60.0%		
Officials: Brian O'Connell, Dwayne Gladden, Bernard Clinton																		
Technical fouls: Loyola-None. University of Miami-None.																		
Attendance: 5166																		
Score by Periods		1st		2nd		Total												
Loyola		20		28		48												
University of Miami		43		28		71												

Officials: Brian O'Connell, Dwayne Gladden, Bernard Clinton
Technical fouls: Loyola-None. University of Miami-None.
Attendance: 5166

Score by Periods	1st	2nd	Total
Loyola	20	28	48
University of Miami	43	28	71

Florida State 63, Miami 53
1-15-14**Game 16****BankUnited Center**

15	Bojanovsky, Boris	4	7	0	0	3	4	2	2	4	11	2	0	0	0	28
01	Bookert, Devon	g	4	7	3	4	0	1	2	3	11	2	1	0	0	26
32	Brandon, Montay	g	2	4	0	1	2	3	3	6	2	6	1	2	0	26
03	Smith, Jarquez	1	2	0	0	0	0	1	2	3	0	0	1	0	0	9
25	Thomas, Aaron	3	7	2	4	4	4	2	2	4	1	12	0	2	1	28
30	Miller, Ian	3	9	2	4	2	2	2	4	6	1	10	4	2	0	31
50	Ojo, Michael	0	0	0	0	0	0	0	0	0	0	0	0	0	0	4
TEAM																
Totals		21	46	7	15	14	17	13	24	37	10	63	10	9	2	100
TOTAL FG%		1st Half: 8-25 32.0%					2nd Half: 13-21 61.9%					Game: 45.7%				
3-Pt. FG%		1st Half: 4-9 44.4%					2nd Half: 3-6 50.0%					Game: 46.7%				
F Throw %		1st Half: 4-7 57.1%					2nd Half: 10-10 100%					Game: 82.4%				

No. 18 Duke 67, Miami 46

Game 18

1-22-14

BankUnited Center

Duke 15-4, 4-2		tot-fg 3-pt					rebounds									
#	Player	f	g	a	fg	fga	ft	fta	of	de	tot	p	f	tp	a	b
01	Jabari Parker	* 5	12	0	3	7	8	6	9	15	1	17	0	4	3	32
02	Quinn Cook	* 3	8	2	5	0	0	0	0	0	3	8	4	2	0	26
05	Rodney Hood	* 5	8	2	4	0	0	0	6	6	1	12	3	0	2	32
13	Matt Jones	* 1	5	1	3	2	2	1	1	2	1	5	0	0	0	16
21	Amile Jefferson	* 4	7	0	0	0	0	4	3	7	2	8	0	1	3	32
03	Tyler Thornton	0	2	0	0	0	0	1	1	1	1	0	1	0	0	13
14	Rasheed Sulaimon	3	6	1	3	2	5	0	0	0	2	9	4	1	0	23
15	Josh Hairston	1	2	0	0	0	0	1	0	1	4	2	9	0	0	8
20	Semi Ojeleye	0	0	0	0	0	0	1	1	0	0	0	0	0	0	1
34	Andre Dawkins	2	6	2	6	0	0	0	0	0	1	6	0	0	0	3
40	Marshall Plumlee	0	0	0	0	0	0	2	2	1	0	0	0	1	0	7
TEAM																
Totals		24	56	8	25	1115	15	27	42	17	67	12	9	7	7	200

TOTAL FG% 1st Half: 13-31 41.9% 2nd Half: 11-25 44.0% Game: 42.9%
3-Pt. FG% 1st Half: 4-16 25.0% 2nd Half: 4-9 44.4% Game: 32.0%
F Throw % 1st Half: 3-4 75.0% 2nd Half: 8-11 72.7% Game: 73.3%

Miami 10-8, 2-4		tot-fg 3-pt					rebounds									
#	Player	f	g	a	fg	fga	ft	fta	of	de	tot	p	f	tp	a	b
15	Rion Brown	* 1	6	0	3	0	0	1	2	3	3	2	0	0	0	1
20	Manu Lecomte	* 1	2	0	0	2	0	0	0	0	2	4	2	6	0	23
22	Donnavan Kirk	* 5	11	1	3	0	0	1	0	1	2	11	0	1	0	29
23	Tonye Jekiri	* 4	7	0	0	0	1	3	6	9	1	8	0	1	1	26
25	Garrus Adams	* 3	11	0	2	2	0	2	2	2	8	3	1	0	1	35
04	Raphael Akpejori	0	0	0	0	0	0	1	1	2	0	0	0	0	0	8
05	Davon Reed	1	4	0	0	0	1	1	1	2	2	0	0	0	0	15
21	Erik Swoope	0	3	0	0	3	6	2	2	4	0	3	1	0	0	21
35	James Kelly	2	4	1	2	3	4	0	2	2	1	8	0	1	1	10
TEAM																
Totals		17	48	2	10	1016	9	19	28	14	46	6	11	2	4	200

TOTAL FG% 1st Half: 9-22 40.9% 2nd Half: 8-26 30.8% Game: 35.4%
3-Pt. FG% 1st Half: 1-6 16.7% 2nd Half: 1-4 25.0% Game: 20.0%
F Throw % 1st Half: 2-3 66.7% 2nd Half: 8-13 61.5% Game: 62.5%

Officials: Mike Eades, James Luckie, Tony Green
Technical fouls: Duke-Jabari Parker. University of Miami-None.
Attendance: 7972

Score by Periods	1st	2nd	Total
Duke	33	34	67
University of Miami	21	25	46

Points in the paint-DU 26,UM 16. Points off turnovers-DU 8,UM 8.
2nd chance points-DU 22,UM 7. Fast break points-DU 4,UM 2.
Bench points-DU 17,UM 13. Score tied-0 times. Lead changed-1 time.
Last FG-DU 2nd-01:11, UM 2nd-00:56.
Largest lead-DU by 23 2nd-01:11, UM by 2 1st-18:41.

No. 2 Syracuse 64, Miami 52

Game 19

1-25-14

BankUnited Center

Syracuse 19-0, 6-0		tot-fg 3-pt					rebounds									
#	Player	f	g	a	fg	fga	ft	fta	of	de	tot	p	f	tp	a	b
03	Jerami Grant	* 3	8	0	0	8	12	3	5	8	2	14	1	1	1	37
05	C.J. Fair	* 5	12	1	2	4	5	3	4	7	1	15	3	0	0	40
10	Trevor Cooney	* 3	6	3	6	2	2	1	1	2	1	11	0	0	0	1
11	Tyler Ennis	* 5	11	1	2	3	4	1	4	5	1	14	4	2	0	37
25	Rakeem Christmas	* 3	6	0	0	0	2	0	3	3	2	6	0	0	1	21
00	Michael Gbinije	0	1	0	0	0	0	0	0	0	0	0	0	0	0	1
12	Baye Moussa Keita	2	3	0	0	0	2	4	2	6	3	4	1	1	1	19
21	Tyler Roberson	0	0	0	0	0	0	0	1	1	1	0	0	1	0	3
TEAM																
Totals		21	47	5	11	1727	14	25	39	11	64	9	5	3	5	200

TOTAL FG% 1st Half: 11-20 55.0% 2nd Half: 10-27 37.0% Game: 44.7%
3-Pt. FG% 1st Half: 3-4 75.0% 2nd Half: 2-7 28.6% Game: 45.5%
F Throw % 1st Half: 6-13 46.2% 2nd Half: 11-14 78.6% Game: 63.0%

Miami 10-9, 2-5		tot-fg 3-pt					rebounds									
#	Player	f	g	a	fg	fga	ft	fta	of	de	tot	p	f	tp	a	b
15	Rion Brown	* 5	9	3	5	0	0	2	6	8	2	13	2	1	0	1
20	Manu Lecomte	* 1	2	1	2	0	0	0	0	1	3	1	0	0	0	20
22	Donnavan Kirk	* 1	5	0	1	1	2	0	1	1	2	3	0	1	1	20
23	Tonye Jekiri	* 1	4	0	0	1	4	3	2	5	4	3	4	0	0	27
25	Garrus Adams	* 3	10	2	5	0	0	1	1	3	8	4	1	0	0	35
04	Raphael Akpejori	0	0	0	0	0	0	0	1	1	1	0	0	0	1	7
05	Davon Reed	5	8	3	4	3	3	0	2	2	3	16	0	2	1	0
21	Erik Swoope	0	2	0	0	0	0	0	0	1	0	0	0	0	0	3
35	James Kelly	2	6	0	0	2	2	0	3	3	3	6	1	0	0	25
TEAM																
Totals		18	46	9	17	7	11	5	19	24	20	52	12	5	3	1

TOTAL FG% 1st Half: 9-24 37.5% 2nd Half: 9-22 40.9% Game: 39.1%
3-Pt. FG% 1st Half: 5-9 55.6% 2nd Half: 4-8 50.0% Game: 52.9%
F Throw % 1st Half: 3-4 75.0% 2nd Half: 4-7 57.1% Game: 63.6%

Officials: Bryan Kersey, Tim Nestor, Bill Covington
Technical fouls: Syracuse-None. University of Miami-None.
Attendance: 7122

Score by Periods	1st	2nd	Total
Syracuse	31	33	64
University of Miami	26	26	52

Points in the paint-SU 24,UM 8. Points off turnovers-SU 7,UM 8.
2nd chance points-SU 13,UM 3. Fast break points-SU 3,UM 4.
Bench points-SU 4,UM 22. Score tied-4 times. Lead changed-3 times.
Last FG-SU 2nd-02:25, UM 2nd-00:46.
Largest lead-SU by 18 1st-08:21, UM by 2 1st-19:35.

Maryland 74, Miami 71

Game 20

1-29-14

Comcast Center

Miami 10-10, 2-6 ACC		tot-fg 3-pt					rebounds									
#	Player	f	g	a	fg	fga	ft	fta	of	de	tot	p	f	tp	a	b
22	Donnavan Kirk	f 3	8	1	4	2	4	3	6	9	2	9	0	1	2	37
23	Tonye Jekiri	c 3	0	0	0	0	0	3	3	6	2	0	0	3	1	35
15	Rion Brown	g 5	8	3	5	1213	0	5	5	3	25	2	0	0	1	31
20	Manu Lecomte	g 8	11	3	4	0	2	0	0	0	1	19	2	5	0	35
25	Garrus Adams	g 4	8	1	5	3	8	1	5	6	3	12	2	4	0	34
04	Raphael Akpejori	0	0	0	0	0	0	0	0	0	0	0	0	0	0	5
05	Davon Reed	2	6	1	3	1	1	0	1	1	2	6	1	1	0	18
21	Erik Swoope	0	0	0	0	0	0	0	0	0	1	0	0	0	0	1
TEAM																
Totals		22	44	9	21	1828	8	22	30	15	71	7	14	3	5	200

TOTAL FG% 1st Half: 10-20 50.0% 2nd Half: 12-24 50.0% Game: 50.0%
3-Pt. FG% 1st Half: 4-9 44.4% 2nd Half: 5-12 41.7% Game: 42.9%
F Throw % 1st Half: 5-10 50.0% 2nd Half: 13-18 72.2% Game: 64.3%

Maryland 12-9, 4-4		tot-fg 3-pt					rebounds									
#	Player	f	g	a	fg	fga	ft	fta	of	de	tot	p	f	tp	a	b
01	Evan Smotrycz	f 5	7	3	4	2	2	2	1	3	3	15	4	0	0	2
10	Jake Layman	f 6	15	3	8	0	0	0	4	4	1	15	2	2	0	1
25	Jon Graham	f 0	1	0	0	0	0	1	1	2	4	0	0	0	0	13
04	Seth Allen	g 4	7	1	3	0	2	0	0	0	3	9	2	1	0	1
32	Dez Wells	g 7	7	1	1	6	6	4	4	3	21	3	2	0	2	24
00	Charles Mitchell	1	2	0	0	2	2	2	2	3	2	0	1	0	0	13
02	Roddy Peters	2	3	0	0	1	0	3	3	4	2	0	0	1	0	13
05	Nick Faust	2	7	2	5	0	0	0	3	3	1	6	2	3	0	27
35	Damonte Dodd	1	1	0	0	0	0	1	0	1	2	0	1	1	0	12
44	Shaquille Cleare	0	0	0	0	0	0	0	1	1	0	0	0	0	0	4
TEAM																
Totals		28	50	10	21	8	13	4	20	24	19	74	15	10	7	200

TOTAL FG% 1st Half: 12-27 44.4% 2nd Half: 16-23 69.6% Game: 56.0%
3-Pt. FG% 1st Half: 6-13 46.2% 2nd Half: 4-8 50.0% Game: 47.6%
F Throw % 1st Half: 0-3 0.0% 2nd Half: 8-10 80.0% Game: 61.5%

Officials: Les Jones, Roger Ayers, Mike Eades
Technical fouls: University of Miami-None. Maryland-None.
Attendance: 12061

Score by Periods	1st	2nd	Total
University of Miami	29	42	71
Maryland	30	44	74

Points in the paint-UM 22,UMD 32. Points off turnovers-UM 12,UMD 22.
2nd chance points-UM 13,UMD 2. Fast break points-UM 4,UMD 12.
Bench points-UM

Miami 77, Florida State 73 **Game 24**
2-10-14 **Tucker Center**

Miami 12-12, 3-8		tot-fg			3-pt fg			rebounds									
#	Player	f	g	a	f	g	a	f	g	a	t	o	b	s	min		
04	Raheem Akpejori	f	2	2	0	0	3	2	1	3	5	4	0	1	3	21	
21	Erik Swoope	f	0	3	0	1	0	0	1	1	2	0	2	0	0	25	
22	Donnavan Kirk	f	6	7	2	2	2	0	1	1	3	16	0	1	1	28	
15	Rion Brown	g	3	11	2	8	6	8	0	5	5	1	1	0	1	33	
25	Garrison Adams	g	1	11	2	2	4	5	3	2	5	14	3	2	0	34	
05	Davon Reed	g	2	4	0	1	3	4	1	1	2	0	7	2	0	16	
20	Manu Lecomte	g	1	3	0	0	4	0	0	0	1	6	3	1	0	14	
23	Tonye Jekiri	g	5	6	0	0	5	7	2	4	6	3	15	0	0	26	
35	James Kelly	g	1	1	1	0	0	0	0	0	0	0	0	2	1	3	
TEAM		2 2 4															
Totals		23	48	7	15	24	33	10	17	27	16	77	11	7	8	3	200

TOTAL FG%	1st Half: 12-25 48.0%	2nd Half: 11-23 47.8%	Game: 47.9%
3-Pt. FG%	1st Half: 5-8 62.5%	2nd Half: 2-7 28.6%	Game: 46.7%
F Throw %	1st Half: 5-5 100%	2nd Half: 19-28 67.9%	Game: 72.7%

FSU 14-10, 5-7		tot-fg 3-pt					rebounds										
#	Player	f	g	a	f	g	a	of	d	of	t	p	a	b	s	min	
10	White, Okaro	f	5	9	0	1	4	5	3	4	7	3	14	2	2	0	31
50	Ojo, Michael	c	0	0	0	0	0	0	0	1	1	3	0	0	1	0	5
01	Bookert, Devon	g	7	14	2	7	1	2	2	3	5	1	17	5	0	0	30
25	Thomas, Aaron	g	6	12	2	4	2	2	1	1	2	3	16	1	2	1	2
32	Brandon, Montay	g	0	4	0	2	2	2	0	2	2	2	5	1	1	1	0
05	Smith, Jarquez	1	2	0	0	0	0	0	0	1	1	0	2	0	0	0	6
14	Gilchrist, Robert	0	0	0	0	0	0	0	0	0	0	0	0	0	0	0	3
15	Bojanovsky, Boris	4	5	0	0	1	1	4	2	6	3	9	1	3	2	0	30
30	Miller, Ian	5	10	3	6	0	0	0	0	3	3	4	13	0	2	0	0
TEAM								2			3						
Totals		28	56	7	20	10	14	12	20	32	22	73	10	11	3	200	

TOTAL FG%	1st Half: 11-23 47.8%	2nd Half: 17-33 51.5%	Game: 50.0%
3-Pt. FG%	1st Half: 4-10 40.0%	2nd Half: 3-10 30.0%	Game: 35.0%
F Throw %	1st Half: 0-0 0.0%	2nd Half: 10-14 71.4%	Game: 71.4%

Officials: Karl Hess, Mike Eades, Les Jones
 Technical fouls: University of Miami-None. Florida State-None.
 Attendance: 7641

Score by Periods	1st	2nd	Total
University of Miami	34	43	77
Florida State	26	47	73

Points in the paint-UM 20,FS 32. Points off turnovers-UM 8,FS 8.
2nd chance points-UM 9,FS 12. Fast break points-UM 2,FS 2.
Bench points-UM 31,FS 24. Score tied-1 time. Lead changed-0 times.
Last FG-UM 2nd-02:03, FS 2nd-00:09.
Largest lead-UM by 13 2nd-18:03. FS None.

Virginia Tech 52, Miami 45 **Game 25**
2-15-14 **Cassell Coliseum**

Miami 12-13, 3-9		tot-fg 3-pt					rebounds										
#	Player	f	g	a	f	g	a	o	d	t	p	f	a	t	b	s	mini
40	Raphael Akpejor	f	0	1	0	0	1	1	2	3	1	0	0	2	0	21	
21	Erik Swoope	f	2	5	0	0	0	2	3	1	4	1	0	0	0	18	
22	Donnawan Kirk	f	0	3	0	3	1	1	3	6	1	1	0	0	0	26	
19	Rion Brown	g	4	16	3	12	1	2	4	6	10	3	1	2	0	37	
25	Garrison Adams	g	4	12	0	5	5	7	1	6	7	4	13	4	0	0	1
50	Davon Reed	g	2	8	1	6	0	0	1	2	3	5	0	0	0	0	9
20	Mau Lecomte	0	5	0	3	0	0	0	0	0	1	0	2	1	0	0	19
23	Tonye Jekiri	0	0	0	0	0	2	0	3	3	1	0	0	0	0	0	11
35	James Kelly	3	8	3	5	0	0	1	4	5	3	9	1	0	0	1	21
TEAM		1 1 2															
Totals		15	58	7	34	8	17	15	26	41	20	45	8	3	2	2	200

TOTAL FG%	1st Half: 5-27 18.5%	2nd Half: 10-31 32.3%	Game: 25.9%
3-Pt. FG%	1st Half: 3-17 17.6%	2nd Half: 4-17 23.5%	Game: 20.6%
F Throw %	1st Half: 2-4 50.0%	2nd Half: 6-13 46.2%	Game: 47.1%

VT 9-15, 2-10		tot-fg 3-pt				rebounds							
#	Player	f	g	fga	ft	of	tot	pf	tp	a	to	b	mini
02	Joey van Zegeren	f	2	6	0	1	0	6	6	4	4	0	1 20 22
31	Jared Eddie	f	2	7	2	5	1	0	2	2	1	7	0 1 00 37
32	Trevor Thompson	f	3	8	0	0	2	4	3	9	12	3	8 0 2 1 00 37
11	Devin Wilson	g	2	9	0	2	8	11	0	3	3	1	12 9 2 0 00 39
15	Ben Emelogo	g	3	6	2	4	1	2	0	3	3	3	9 2 0 1 12 30
22	Christiana Beyer	0	0	0	0	0	0	0	1	1	1	0	0 0 1 00 5
25	Will Johnson	0	1	0	1	0	0	0	3	3	2	0	0 0 0 00 18
42	C.J. Barksdale	5	9	2	3	0	0	4	3	7	2	12	0 0 1 0 22
TEAM							1	1	2		1		
Totals		17	46	6	15	1220	8	31	39	16	52	118	5 2 200

TOTAL FG%	1st Half: 8-22 36.4%	2nd Half: 9-24 37.5%	Game: 37.0%
3-Pt. FG%	1st Half: 3-6 50.0%	2nd Half: 3-9 33.3%	Game: 40.0%
FThrow %	1st Half: 0-1 0.0%	2nd Half: 12-19 63.2%	Game: 60.0%

Officials: Bryan Kersey, Dwayne Gladden, Jeff Clark
 Technical fouls: University of Miami-None. Virginia Tech-None.
 Attendance: 5105

<u>Score by Periods</u>	<u>1st</u>	<u>2nd</u>	<u>Total</u>
University of Miami	15	30	45
Virginia Tech	19	33	52

Points in the paint-UM 14,VT 20. Points off turnovers-UM 2,VT 6.
2nd chance points-UM 10,VT 6. Fast break points-UM 2,VT 4.
Bench points-UM 14,VT 12. Score tied-1 time. Lead changed-1 time.
Last FG-UM 2nd-00:35,VT 2nd-02:02.
Largest lead-UM by 3 1st-18:30,VT by 12 1st-09:16.

Miami 71, Notre Dame 64 **Game 26**
2-19-14 **BankUnited Center**

Notre Dame 14-13, 5-9		tot-fg 3-pt					rebounds										
#	Player	*	f	g	a	f	fta	of	d	tot	pf	tp	a	to	b	s	min
00	Eric Atkins	*	2	8	1	5	0	0	0	3	5	3	0	0	1	1	36
11	Garrison Sherman	*	3	9	0	0	1	2	1	3	3	7	1	1	0	0	28
24	Pat Connaughton	*	8	12	6	7	0	1	1	2	1	22	4	1	2	3	40
30	Zach Augustus	*	0	0	0	0	0	1	0	1	1	0	0	0	0	0	8
32	Steve Vasturia	*	1	6	1	4	2	4	0	0	0	2	5	3	1	0	26
33	V.J. Beachem	*	3	8	2	6	0	0	1	1	2	8	1	1	0	0	14
20	Austin Burgett	0	2	0	1	0	0	0	0	0	0	0	0	0	0	0	3
23	Demetrius Jackson	7	13	3	5	0	0	1	2	3	4	17	5	1	0	1	27
25	Tom Knight	0	2	0	0	0	0	2	4	6	1	0	0	1	1	0	18
TEAM								5	5	10							
Totals		24	60	13	28	3	6	17	14	26	17	64	17	6	3	7	200

TOTAL FG%	1st Half: 9-31 29.0%	2nd Half: 15-29 51.7%	Game: 40.0%
3-Pt. FG%	1st Half: 6-12 50.0%	2nd Half: 7-16 43.8%	Game: 46.4%
F.Throw %	1st Half: 2-4 50.0%	2nd Half: 1-2 50.0%	Game: 50.0%

Miami 13-13, 4-9 ACC		tot-fg 3-pt					rebounds									
#	Player	fg	fga	fgt	fga	fta	of	de	tot	p	f	a	to	b	s	min
04	Raphael Akpejori	* 0	2	0	0	3	4	0	4	1	3	0	0	1	0	24
15	Rion Brown	* 6	13	3	7	6	3	8	11	1	21	5	3	0	0	35
21	Erik Swoope	* 2	4	0	0	3	4	1	2	3	3	0	1	1	1	30
22	Donnavan Kirk	* 2	3	0	0	0	1	0	1	1	1	4	0	0	0	20
25	Garrus Adams	* 6	8	2	3	0	0	2	4	6	0	14	5	1	0	30
20	Davon Reed	* 3	10	2	4	4	0	3	3	1	12	0	2	0	1	24
25	Manu Locombe	* 3	5	2	3	0	0	1	0	1	1	8	2	3	0	22
23	Tonye Jekiri	* 3	0	0	0	0	2	4	6	2	2	2	1	1	1	15
TEAM							1		1				1			
Totals		23	48	9	17	16	18	11	25	36	10	71	14	12	3	200

TOTAL FG%	1st Half: 13-21 61.9%	2nd Half: 10-27 37.0%	Game: 47.9%
3-Pt. FG%	1st Half: 6-8 75.0%	2nd Half: 3-9 33.3%	Game: 52.9%
F Throw %	1st Half: 6-8 75.0%	2nd Half: 10-10 100%	Game: 88.9%

Officials: Les Jones, Brian Dorsey, Gary Maxwell
 Technical fouls: Notre Dame-None. University of Miami-None.
 Attendance: 5133

Score by Periods	1st	2nd	Total
Notre Dame	26	38	64
University of Miami	38	33	71

Points in the paint-ND 20,UM 16. Points off turnovers-ND 14,UM 4.
 2nd chance points-ND 2,UM 11. Fast break points-ND 4,UM 2.
 Bench points-ND 25,UM 22. Score tied 0 times. Lead changed-3 times.
 Last FG-ND 2nd-00:22, UM 2nd-00:57.
 Largest lead-ND by 2 1st-19:47, UM by 15 1st-00:59.

Miami 69, Boston College 42	Game 27
2-22-14	BankUnited Center

BC 7-20-3-11		tot-fg 3-pt					rebounds									
#	Player	f	g	a	fga	fta	of	de	tot	pf	tp	a	to	b	s	min
12	Ryan Anderson	f	3	8	0	2	2	2	4	6	1	8	1	0	1	27
20	Lionne Jackson	g	1	7	0	5	2	0	5	5	2	2	1	1	0	30
21	Oliver Hanlan	g	2	7	1	4	6	8	0	6	3	11	2	1	1	39
25	Jo Rahon	g	1	5	0	2	2	2	0	1	1	1	4	2	0	33
33	Patrick Heckmann	g	6	10	3	6	0	1	2	2	4	3	15	1	2	34
00	Garland Owens	0	2	0	1	0	0	0	1	1	0	0	0	0	1	8
01	Steve Perpliga	0	1	0	1	0	0	0	0	0	0	0	0	0	0	1
04	Eddie Odio	1	2	0	0	0	0	1	2	3	2	2	0	0	0	15
11	Will Magarity	0	0	0	0	0	0	0	0	0	0	0	0	0	0	2
13	John Cain Carney	0	0	0	0	0	0	0	1	1	0	0	0	0	0	1
14	Drew Jacobs	0	0	0	0	0	0	0	0	0	0	0	0	0	0	1
15	Sam Donahue	0	1	0	1	0	0	0	0	0	0	0	0	0	0	2
23	Alex Dragicevich	0	0	0	0	0	0	0	0	0	1	0	0	1	1	3
31	Danny Rubin	0	0	0	0	0	0	0	0	0	0	0	0	0	0	4
TEAM							2					1				
Totals		14 43 4 20					10 15 6 23 29 13					42 7 10 5 0 200				
TOTAL FG%		1st Half: 8-22 36.4%					2nd Half: 6-21 28.6%					Game: 32.6%				
3-Pt. FG%		1st Half: 4-12 33.3%					2nd Half: 0-8 0.0%					Game: 20.0%				
F Throw %		1st Half: 4-5 40.0%					2nd Half: 8-10 80.0%					Game: 66.7%				

Miami 14-13 4-9		tot-fg 3-pt					rebounds										
#	Player	f	g	a	ft	fta	o	f	d	pt	f	a	t	b	s	min	
04	Raphael Akpejori f	1	0	0	0	0	1	2	3	3	0	1	1	0	0	17	
22	Donnavan Kirk f	2	6	0	0	1	2	1	0	1	0	5	0	0	0	16	
19	Brown g	8	14	4	7	2	0	5	5	3	22	2	0	0	1	32	
21	Erik Swoope g	5	8	0	0	4	6	1	8	9	2	14	4	0	0	1	38
25	Garrus Adams g	3	10	2	4	2	4	0	6	6	1	10	2	0	2	32	
05	Davon Reed	0	1	0	1	0	0	0	0	0	4	0	0	0	0	14	
11	Mike Fernandez	0	0	0	0	0	0	0	0	0	0	0	0	0	0	1	
12	Justin Heller	1	1	0	0	0	0	0	0	0	0	2	0	0	0	1	
20	Manu Lecomte	5	7	1	2	0	0	1	2	3	3	11	1	2	0	1	31
23	Tonye Jekiri	2	7	0	0	1	2	4	3	7	0	5	1	0	1	2	18
TEAM							2 1 3										
Totals		26 55 7 14					10 16					10 27 37 16 69					
TOTAL FG%		1st Half: 10-28 35.7%					2nd Half: 16-27 59.3%					Game: 47.3%					
3-Pt. FG%		1st Half: 2-6 33.3%					2nd Half: 5-8 62.5%					Game: 50.0%					
FThrow %		1st Half: 5-10 50.0%					2nd Half: 5-8 63.3%					Game: 62.5%					

Officials: Mike Eades, Sean Hull, Bill Covington
Technical fouls: Boston College-None. University of Miami-None.
Attendance: 5517

Score by Periods	1st	2nd	Total
Boston College	22	20	42
University of Miami	27	42	69

Points in the paint-BC 20,UM 30. Points off turnovers-BC 2,UM 10.
2nd chance points-BC 4,UM 13. Fast break points-BC 2,UM 8.
Bench points-BC 2,UM 18. Score tied-0 times. Lead changed-0 times.
Last FG-BC 2nd-02:53,UM 2nd-00:11.
Largest lead-BC None,UM by 27 2nd-00:11.

No. 12/11 Virginia 65, Miami 40 Game 28
2-26-14 John Paul Jones Arena

Miami 14-14, 5-10		tot-fg 3-pt					rebounds									
#	Player	f	g	a	ft	fta	o	d	f	t	p	f	t	b	s	min
40	Raphael Akperjior	0	1	0	0	0	0	4	4	3	0	0	1	1	0	27
21	Eric Swopcoe	f	2	5	0	0	9	10	1	1	2	3	13	0	0	25
22	Donnavan Kirk	f	2	7	0	1	0	0	1	2	3	3	4	0	2	19
15	Rion Brown	g	5	12	0	4	2	6	0	3	3	1	12	1	1	10
25	Garrison Adams	g	0	4	0	1	2	3	1	3	4	0	2	2	2	0
05	Davon Reed	1	8	0	4	0	2	0	1	1	1	2	2	0	0	16
12	Justin Heller	0	1	0	1	0	0	0	0	0	0	0	0	0	0	1
20	Manu Lecomte	1	5	0	1	1	2	2	3	5	1	3	0	1	0	0
23	Tonye Jekiri	1	3	0	0	2	4	4	2	6	4	4	0	1	0	0
TEAM		12					2					2				
Totals		13					46					12				
TOTAL FG%		1st Half: 8-25 32.0%					2nd Half: 4-21 19.0%					Game: 26.1%				
3-Pt. FG%		1st Half: 0-7 0.0%					2nd Half: 0-5 0.0%					Game: 0.0%				
F Throw %		1st Half: 4-6 66.7%					2nd Half: 12-21 57.1%					Game: 59.3%				

Virginia 24-5, 15-1		tot-fig 3-pt					rebounds										
#	Player	f	t	fga	ft	f	t	of	d	tot	pf	tp	a	b	s	min	
01	Al Mitchell	f	1	2	0	1	1	2	7	9	2	3	0	3	0	28	
10	Mike Tobey	c	1	4	0	0	0	1	0	1	4	2	0	1	1	14	
12	Joe Harris	g	4	9	3	5	0	0	1	1	2	11	5	1	0	28	
15	Malcolm Brodgon	g	4	9	0	1	7	0	4	4	2	15	2	1	0	32	
23	London Perrantes	g	5	5	4	4	1	0	3	3	1	2	4	1	0	28	
01	Justin Anderson	1	5	1	4	2	2	0	4	4	1	5	0	1	1	17	
04	Maleek Frazier	0	0	0	0	0	0	0	0	0	0	0	0	1	0	1	
05	Teven Jones	0	1	0	0	0	0	0	0	0	0	0	0	0	0	3	
11	Evan Nolte	1	2	1	2	0	0	1	0	1	0	3	1	0	0	8	
13	Anthony Gill	2	4	0	0	5	9	0	3	3	4	9	2	1	1	21	
21	Rob Vozenilek	0	0	0	0	0	0	0	0	0	1	0	0	0	0	2	
24	Caid Kirvan	0	1	0	0	0	0	0	0	0	0	0	0	0	0	2	
30	Thomas Rogers	0	0	0	0	0	0	0	1	1	0	0	0	0	0	3	
32	Darion Atkins	1	2	0	0	0	0	1	1	2	2	2	0	0	0	11	
34	Jeff Jones	0	0	0	0	0	0	0	0	0	0	0	0	0	0	2	
TEAM		20-44				9-16				16-30				26-68			

Total	20	44	9	16	20	7	30	37	19	65	14	10	3	3	20
TOTAL FG%	1st Half:	9-27	33.3%	2nd Half:	11-17	64.7%	Game: 45.5%								
3-Pt. FG%	1st Half:	5-10	50.0%	2nd Half:	4-6	66.7%	Game: 56.3%								
F Throw %	1st Half:	4-5	80.0%	2nd Half:	12-15	80.0%	Game: 80.0%								

Officials: Karl Hess (R), Bryan Kersey, Jamie Luckie
 Technical fouls: University of Miami-None. Virginia-None.
 Attendance: 11812

Score by Periods	1st	2nd	Total
University of Miami	20	20	40
Virginia	27	38	65

Points in the paint-UM 16,VA 20. Points off turnovers-UM 7,VA 8.
2nd chance points-UM 7,VA 3. Fast break points-UM 0,VA 2.
Bench points-UM 9,VA 19. Score tied-3 times. Lead changed-5 times.
Last FG-UM 2nd-01:28, VA 2nd-01:49.
Largest lead-UM by 3 1st-13:46, VA by 27 2nd-01:49.

Miami 85, NC State 70	Game 29
3-1-14	PNC Arena

Miami 15-14,6-10	tot-fg 3-pt					rebounds						
# Player	f	g	a	f	tfta	of d	e f	t p	tp	a	b	s min
04 Raphael Akpejor	*	0	0	0	0	1	0	1	0	1	0	0 9
15 Erik Brown	*	7	8	1	4 5	1	4	5	2	2	1	0 1 37
21 Erick Swoope	*	6	13	0	0 3	2	4	6	3	15	1	1 0 37
23 Tonye Jekiri	*	5	7	0	0 4	5	6	7	13	5	14	0 1 12 34
25 Garrison Adams	*	3	9	0	2 10	12	0	3	3	3	4	3 0 2 31
05 Davon Reed		2	3	1	1 0	0	0	0	2	5	0	1 0 0 9
20 Manu Lecomte		4	6	3	3 4	4	0	2	2	15	3	3 0 0 36
22 Monnecan Kirk		0	0	0	0 0	0	0	0	1	0	1	0 0 7
TEAM						1	1	2				
Totals		27	46	5	10 26	32	11	21	32	19	85	11 11 2 5 200
TOTAL FG%	1st Half:	12-24	50.0%	2nd Half:	15-22	68.2%	Game: 58.7%					
3-Pt. FG%	1st Half:	3-5	60.0%	2nd Half:	2-5	40.0%	Game: 50.0%					
FT %	1st Half:	10-16	62.5%	2nd Half:	15-18	83.3%	Game: 81.3%					

NC State 17-12, 7-9		tot-fg 3-pt					rebounds									
##	Player	f	g	a	f	a	of	de	to	pf	tp	a	to	b	s	min
12	Lewis, Tyler	3	4	1	1	0	0	0	0	3	7	2	1	0	0	24
14	Vanderberg, Jordan	* 0	1	0	0	0	2	1	0	1	4	0	3	0	0	12
22	Turner, Raftson	* 7	7	2	6	3	3	0	2	2	3	9	0	2	1	25
24	Warren, T.J.	* 8	18	0	3	4	6	5	2	7	5	20	1	3	0	35
32	Washington, Kyle	* 3	7	0	0	7	9	2	3	5	1	13	1	0	0	32
02	Barber, Anthony	2	2	0	0	0	0	0	0	0	2	4	2	2	0	0
05	Lee, Desmond	3	7	3	6	1	2	1	1	2	2	10	2	0	0	1
10	Freeman, Lennard	2	4	0	0	1	2	1	0	1	0	5	2	0	0	14
21	Aya, Beelaj	1	2	0	0	0	0	0	0	0	1	2	0	1	0	13
	Team							2	4	6						
	Totals	24	52	6	16	16	24	12	12	24	21	70	13	9	1	5

TOTAL FG%	1st Half: 13-25 52.0%	2nd Half: 11-27 40.7%	Game: 46.2%
3-Pt. FG%	1st Half: 4-7 57.1%	2nd Half: 2-9 22.2%	Game: 37.5%
FThrow %	1st Half: 6-10 60.0%	2nd Half: 10-14 71.4%	Game: 66.7%

Officials: Sean Hull, Tim Kelly, Jeff Anderson
 Technical fouls: University of Miami-None. NC State-None.
 Attendance: 13932

<u>Score by Periods</u>	<u>1st</u>	<u>2nd</u>	<u>Total</u>
University of Miami	37	48	85
NC State	36	34	70

Points in the paint-UM 36,ST 28. Points off turnovers-UM 12,ST 14.
2nd chance points-UM 16,ST 11. Fast break points-UM 8,ST 13.
Bench points-UM 20,ST 21. Score tied-8 times. Lead changed-8 times.
Last FG-UM 2nd-00:45, ST 2nd-01:03.
Largest lead-UM by 15 2nd-00:26, ST by 4 1st-16:33.

Clemson 58, Miami 54
3-4-14Game 30
Littlejohn Coliseum

Miami 15-15, 6-11 ACC		tot-fg 3-pt		rebounds									
##	Player	fg	fga	fg	fga	ft	fta	of	de	tot	pf	tp	a
21	Erik Swoope	f	7	10	0	0	0	3	2	5	1	14	1
23	Tonye Jekiri	c	1	1	0	0	0	0	2	2	4	2	0
15	Rion Brown	g	9	17	1	5	2	4	0	2	2	4	21
20	Manu Lecomte	g	2	6	0	2	0	0	1	1	2	2	4
25	Garrius Adams	g	4	7	0	1	4	0	5	5	2	8	2
04	Raphael Akpejori	g	0	0	0	0	0	0	0	0	0	0	1
05	Davon Reed	1	4	1	3	0	0	0	1	1	0	3	0
22	Donnavan Kirk	0	1	0	0	0	0	0	1	2	3	1	0
35	James Kelly	1	4	0	1	0	0	0	1	1	2	1	2
TEAM		1 1											
Totals		25	50	2	12	2	8	6	17	23	16	54	8
TOTAL FG%		1st Half: 13-25 52.0%		2nd Half: 12-25 48.0%		Game: 50.0%							
3-Pt. FG%		1st Half: 1-3 33.3%		2nd Half: 1-9 11.1%		Game: 16.7%							
F Throw %		1st Half: 0-3 0.0%		2nd Half: 2-5 40.0%		Game: 25.0%							

Clemson 19-10, 10-7		tot-fg 3-pt		rebounds									
##	Player	fg	fga	fg	fga	ft	fta	of	de	tot	pf	tp	a
05	BLOSSOMGAME, J. f	1	3	0	1	1	2	2	6	8	1	3	0
32	McDANIELS, K.J. f	6	12	0	2	0	0	4	5	9	2	12	1
35	NNOKO, Landry c	3	4	0	0	0	1	1	5	6	1	6	0
12	HALL, Rod g	4	8	0	2	6	8	0	2	2	2	14	6
21	HARRISON, D. g	3	8	2	5	4	5	0	0	0	1	12	0
01	AJUKWA, Austin	0	1	0	0	0	0	0	1	1	0	0	0
03	FILER, Adonis	3	4	1	1	1	0	0	0	0	1	8	2
20	ROPER, Jordan	0	1	0	0	0	0	0	0	0	0	0	0
33	SMITH, Josh	0	0	0	0	0	0	0	0	0	0	0	0
42	DJAMBO, Ibrahim	1	3	1	3	0	0	0	1	1	0	3	0
50	DJITTE, Sidy	0	0	0	0	0	0	0	1	0	1	0	0
TEAM		1 2 3											
Totals		21	44	4	14	12	17	9	22	31	8	58	9
TOTAL FG%		1st Half: 11-22 50.0%		2nd Half: 10-22 45.5%		Game: 47.7%							
3-Pt. FG%		1st Half: 1-7 14.3%		2nd Half: 3-7 42.9%		Game: 28.6%							
F Throw %		1st Half: 4-4 100%		2nd Half: 8-13 61.5%		Game: 70.6%							

Officials: Roger Ayers, Tony Greene, Terry Wymer
Technical fouls: University of Miami-None. Clemson-None.
Attendance: 7071

Score by Periods	1st	2nd	Total
University of Miami	27	27	54
Clemson	27	31	58

Flagrant one foul charged to Miami #15 at 8:01 mark of first half.
Points in the paint-UM 40,CU 26. Points off turnovers-UM 7,CU 11.
2nd chance points-UM 4,CU 6. Fast break points-UM 0,CU 4.
Bench points-UM 5,CU 11. Score tied-8 times. Lead changed-3 times.
Last FG-UM 2nd-00:00, CU 2nd-03:06.
Largest lead-UM by 7 1st-11:28, CU by 9 2nd-05:33.

Miami 69, Wake Forest 56
3-8-14Game 31
BankUnited Center

Wake Forest 16-15 (6-12)		tot-fg 3-pt		rebounds									
##	Player	fg	fga	fg	fga	ft	fta	of	de	tot	pf	tp	a
00	Miller-McIntyre, *	1	5	0	1	0	2	0	1	1	4	2	6
02	Thomas, Devin	* 1	4	0	1	3	4	1	2	3	2	5	0
13	Williams,Coron	* 6	10	5	8	0	0	1	3	4	2	17	2
30	McKie,Travis	* 2	6	1	4	0	0	0	2	2	1	5	1
45	Adala Moto,A	* 4	8	0	0	0	2	2	2	4	3	8	2
01	Jones, Madison	0	1	0	0	0	0	0	1	1	0	0	0
20	Overton, Miles	1	5	1	2	0	0	0	1	1	2	3	3
31	Washington,Andre	0	0	0	0	0	0	0	1	1	0	0	0
33	Rountree, Aaron	3	4	0	0	0	0	0	0	0	0	6	0
34	Cavanaugh, Tyler	3	5	1	1	1	2	0	0	0	3	8	2
43	VanHorn, Trent	1	1	0	0	0	0	0	0	0	0	2	0
TEAM		2 2											
Totals		22	49	8	17	4	10	6	13	19	17	56	16
TOTAL FG%		1st Half: 9-23 39.1%		2nd Half: 13-26 50.0%		Game: 44.9%							
3-Pt. FG%		1st Half: 4-7 57.1%		2nd Half: 4-10 40.0%		Game: 47.1%							
F Throw %		1st Half: 1-6 16.7%		2nd Half: 3-7 42.9%		Game: 40.0%							

Miami 16-15 (7-11)		tot-fg 3-pt		rebounds									
##	Player	fg	fga	fg	fga	ft	fta	of	de	tot	pf	tp	a
04	Raphael Akpejori*	0	1	0	0	0	0	0	1	1	0	0	0
12	Justin Heller	* 0	2	0	2	0	0	0	0	0	1	0	0
15	Rion Brown	* 8	15	2	8	1	3	1	2	3	0	19	3
21	Erik Swoope	* 4	6	0	0	2	4	0	2	2	2	10	2
25	Garrius Adams	* 6	8	1	1	9	9	3	4	7	1	22	2
05	Davon Reed	1	3	1	2	0	0	1	0	1	0	3	1
20	Manu Lecomte	4	7	1	2	0	1	2	3	5	1	9	6
22	Donnavan Kirk	0	1	0	0	0	0	0	2	2	0	0	0
23	Tonye Jekiri	3	4	0	0	0	0	4	5	9	3	6	1
35	James Kelly	0	3	0	1	0	0	1	3	4	1	0	0
TEAM		2 2 4											
Totals		26	50	5	16	12	17	14	24	38	11	69	15
TOTAL FG%		1st Half: 11-28 39.3%		2nd Half: 15-22 68.2%		Game: 52.0%							
3-Pt. FG%		1st Half: 4-13 30.8%		2nd Half: 1-3 33.3%		Game: 31.3%							
F Throw %		1st Half: 3-5 60.0%		2nd Half: 9-12 75.0%		Game: 70.6%							

Officials: Tim Nestor, Gary Maxwell, Tim Kelly
Technical fouls: Wake Forest-None. University of Miami-None.
Attendance: 5811

Score by Periods	1st	2nd	Total
Wake Forest	23	33	56
University of Miami	29	40	69

Points in the paint-WF 22,UM 30. Points off turnovers-WF 10,UM 11.
2nd chance points-WF 5,UM 16. Fast break points-WF 6,UM 8.
Bench points-WF 19,UM 18. Score tied-1 time. Lead changed-3 times.
Last FG-WF 2nd-00:22, UM 2nd-01:00.
Largest lead-WF by 5 1st-14:54, UM by 20 2nd-03:22.

Miami Virginia Tech
3-12-14Game 32
Greensboro Coliseum

Va. Tech 9-22		tot-fg 3-pt		rebounds									
##	Player	fg	fga	fg	fga	ft	fta	of	de	tot	pf	tp	a
02	Joey van Zegerenf	3	9	0	0	1	4	0	1	1	5	7	1
31	Jarell Eddie	f	5	11	5	10	1	2	3	1	16	1	0
32	Trevor Thompson f	1	3	0	0	4	4	1	4	5	4	6	0
11	Devin Wilson	g	3	8	0	2	3	7	0	1	1	9	5
25	Will Johnston	g	1	2	1	2	0	0	0	1	1	3	0
04	Cadarian Raines	1	3	0	0	0	0	0	3	3	2	2	0
15	Ben Emelogu	3	6	2	4	0	0	0	4	4	1	8	1
22	Christian Beyer	0	1	0	0	0	0	0	2	2	1	0	0
33	Marshall Wood	1	2	0	1	0	0	0	0	1	1	0	2
TEAM		1 2 3											
Totals		18	45	8	19	9	17	3	21	24	16	53	9
TOTAL FG%		1st Half: 12-22 54.5%		2nd Half: 6-23 26.1%		Game: 40.0%							
3-Pt. FG%		1st Half: 5-7 71.4%		2nd Half: 3-12 25.0%		Game: 42.1%							
F Throw %		1st Half: 3-7 42.9%		2nd Half: 6-10 60.0%		Game: 52.9%							

Miami 17-15		tot-fg		3-pt		rebounds									
##	Player	fg	fga	fg	fga	ft	fta	of	de	tot	pf	tp	a	b	min
21	Erik Swoope	f	5	8	0	0	4	5	2	6	8	2	14	0	1 1 1 33
23	Tonye Jekiri	c	1	2	0	0	3	4	4	8	12	2	5	2	1 2 0 37
15	Rion Brown	g	3	13	2	10	7	8	1	4	5	1	15	4	2 1 0 36
20	Manu Lecomte	g	1	6	0	4	0	0	2	2	3	2	3	0	0 0 38
25	Garrius Adams	g	2	6	1	3	2	2	1	2	3	2	7	3	2 0 0 34
04	Raphael Akpejori	0	0	0	0	0	0	0	0	1	1	0	0	0	0 0 3
05	Davon Reed	5	8	4	7	0	0	0	1	1	1	14	0	2	0 0 22
35	James Kelly	0	1	0	1	0	0	0	2	2	0	0	1	0	0 0 7
TEAM															
Totals		17	44	7	25	16	19	8	28	36	11	57	13	8	3 2 200
TOTAL FG%		1st Half: 10-22 45.5%				2nd Half: 7-22 31.8%				Game: 38.6%					
3-Pt. FG%		1st Half: 5-14 35.7%				2nd Half: 2-11 18.2%				Game: 28.0%					
F Throw %		1st Half: 6-6 100%				2nd Half: 10-13 76.9%				Game: 84.2%					



HEAD COACH JIM LARRAÑAGA

Third Season | Providence, 1971

Hometown: The Bronx, N.Y. | Head Coach: American International, 1977-79 | Bowling Green, 1986-97 | George Mason, 1997-2011 | Miami, 2011-present

LARRAÑAGA'S CAREER

Head Coach

2011-pres. Miami
1997-2011 George Mason
1986-97 Bowling Green
1977-79 American International

Assistant

1979-86 Virginia
1971-76 Davidson

Player / Coach

1977 Geronimo Basketball Club (Belgium)

EDUCATION

Providence College, 1971, B.A. Economics
Archbishop Malloy High School, 1967

NCAA APPEARANCES

1999 - George Mason
2001 - George Mason
2006 - George Mason (Final Four)
2008 - George Mason
2011 - George Mason
2013 - Miami (Sweet 16)

NIT APPEARANCES

1990 - Bowling Green
1991 - Bowling Green
1997 - Bowling Green
2002 - George Mason
2004 - George Mason
2009 - George Mason
2012 - Miami

PLAYING CAREER

Geronimo Basketball Club (Belgium) 1976-77
Providence College, 1967-71
Archbishop Molloy, 1963-67

MISCELLANEOUS

AP, Naismith, Henry Iba Coach of the Year, 2013
ACC Coach of the Year, 2013
Clair Bee Coach of the Year, 2006
CAA Coach of the Year, 2011, 1999

PERSONAL

Born: Oct. 2, 1949 Hometown: Bronx, N.Y.
Wife: Liz Sons: Jay and Jon

in program and conference history (273) en route to three conference titles (1999, 2001, 2008). A two-time CAA Coach of the Year honoree, Larrañaga earned the accolade in 2011, leading the Patriots to a 27-7 overall record and 16-2 conference mark en route to the CAA regular-season title and their fifth NCAA Tournament appearance under his leadership. Seeded a program-best eighth in the NCAA Tournament, George Mason rallied from a double-digit deficit to defeat ninth-seeded Villanova, 61-57, before falling to overall No. 1 seed Ohio State in the third round. In 2006, Larrañaga became the first coach at a mid-major school to take his team to the Final Four in 27 years and earned an at-large berth for a CAA team for the first time in 20 years. Along the way, he led Mason to a school record in wins, the school's first national ranking, George Mason's first appearance in the Top 10 and the school's first wins over Top 10 teams.

With 29 years of head coaching experience, the native of Bronx, N.Y., previously served as the head coach at Bowling Green for 11 seasons (1986-1997) and at Division II American International for two seasons (1977-79). His first coaching opportunity came at Davidson College, where he served as an assistant coach to Terry Holland. Davidson captured three Southern Conference regular-season championships and an NIT berth in his five years there, and he compiled a 47-12 record doubling as the freshman team coach. In 1976, he left Davidson and spent one season as player-coach for the Geronimo Basketball Club in Belgium. A 1971 graduate of Providence College with a degree in economics, Larrañaga was a four-year letterman for the Friars. As the team captain in his senior season, he led Providence to a 20-8 record and an NIT appearance. He graduated as the school's fifth all-time leading scorer with 1,258 points and was selected in the sixth round of the draft by the Detroit Pistons of the National Basketball Association. He was the team's top scorer as a sophomore and junior and was named New England's Division I Sophomore of the Year in 1969. He was inducted into the Providence College Hall of Fame in 1991.

Larrañaga, 64, and his wife, Liz, have two sons - Jay, who played for his father at Bowling Green and is an assistant coach with the Boston Celtics, and Jon, who was a member of his father's George Mason teams from 1999-2003 - and four grandchildren.

Jim Larrañaga was named the 12th head coach of the University of Miami men's basketball program on April 22, 2011.

After leading UM to the 2013 NCAA Sweet 16, and winning the school's first ACC regular season and tournament championships, Larrañaga was honored as the AP, Naismith, USBWA Henry Iba and ACC Coach of the Year. The Bronx native helped Miami to a No. 2 national ranking by both the AP and USA TODAY, and a No. 2 seed in the NCAA tournament. He is the 10th coach in the last 10 years to lead two top-10 programs, as Miami was No. 2 on Feb. 18, 2013, and George Mason was No. 8 in the final Top 25 poll in 2006.

Larrañaga, who earned his 500th win during the season, directed the Canes to a 27-point win over No. 1 Duke and three other 20+ point wins over ACC opponents this season, including North Carolina (+26), Florida State (+24) and Boston College (+22). UM's 29 overall and 15 ACC wins in 2012-13 were program-bests, as was the 14-game winning streak and 13-0 start in conference play. Other program firsts include defeating all three teams in the North Carolina Triangle in the same season, beating a trio of teams in the Top 20 since joining the ACC and hosting five home sellouts at the BankUnited Center.

Individually, Coach L saw Shane Larkin earn the ACC Player of the Year and Lute Olson National Player of the Year awards, as well as All-American status and finalist nods for the Bob Cousy, John Wooden and James Naismith player of the year honors before declaring early for the 2013 NBA Draft. Larkin was also the ACC Tournament MVP, on the ACC Defensive team and a defensive All-American. Durand Scott was the ACC Defensive Player of the Year, three players - Larkin, Scott and Kenny Kadji - were listed on all-conference teams and four were on the ACC All-Tournament Team - Larkin, Scott, Julian Gamble and Trey McKinney Jones. All six seniors on the Sweet 16 team earned academic degrees from the University of Miami and one player was listed on the All-ACC Academic Team.

Larrañaga came to Miami after serving as the head coach at George Mason for 14 seasons. He guided that program to five NCAA Tournament appearances (1999, 2001, 2006, 2008, 2011) - including an unprecedented run to the 2006 Final Four that captured the nation's attention, defeating Michigan State, North Carolina, Wichita State and UConn along the way. Following that run, he was selected the 2006 Clair Bee Coach of the Year. Larrañaga built the GMU Patriots' program into a perennial contender in the highly-regarded Colonial Athletic Association, winning more games than any other coach

LARRAÑAGA'S CAREER RECORDS

School	Years	Overall	Conference
American International	1977-1979	27-26	none
Bowling Green	1986-1997	170-144	101-85
George Mason	1997-2011	273-164	165-79
Miami	2011-pres.	66-35	37-21
Overall	30th	536-369	297-185

COACH JIM LARRAÑAGA AT A GLANCE

2013 AP Coach of the Year
2006 Clair Bee Coach of the Year
2013 ACC Coach of the Year
2013 NABC All-District II Coach
2001 & 1999 CAA Coach of the Year
1999 CAA Coach of the Year
1997 MAC Coach of the Year
Eight 20-win seasons

2013 Naismith Coach of the Year
2013 Henry Iba Coach of the Year
2013 Adolph Rupp Cup Coach of the Year
2013 USBWA District IV Coach of the Year
Six NCAA tournament appearances
2013, 2011, 2008, 2006, 2001, 1999
Seven postseason NIT appearances
2012, '09, '04, '02, '97, '91, '90

Coached Shane Larkin - ACC Player of the Year, ACC Tournament MVP, USBWA All-District, Sporting News All-American, finalist for Cousy, Naismith & Wooden awards, All-ACC First Team and All-ACC Defensive Team
Coached Durand Scott - ACC Defensive Player of the Year, ACC Tournament First Team, All-ACC Third Team

Coached George Evans, who was a three-time CAA Player of the Year, the CAA Rookie of the Year, a three-time CAA Defensive Player of the Year and on the CAA All-Defensive Team three times.


Six All-Atlantic Coast Conference selections
Four ACC All-Tournament team selections
Three coaches and two media ACC All-Defensive Team selections
28 All-Colonial Athletic Conference selections
Three AP All-America players
Nine CAA All-Defensive Team selections
Eight CAA All-Rookie Team selections
Three Dean Ehlers Award winners - given to the CAA player who best meets the criteria of academic achievement, leadership and community service.
12 All-MAC Conference selections
Coached Antonio Daniels - MAC Player of the Year and MAC Freshman of the Year
Two MAC Freshman of the Year selections
Four MAC All-Freshman Team selections

LARRAÑAGA YEAR-BY-YEAR


Year	School	Overall W-L	Conference W-L	Finish	Post-Season
1977-78	American International	14-13			
1978-79	American International	13-13			
1986-87	Bowling Green	15-14	10-6	3	
1987-88	Bowling Green	12-16	7-9	t-5	
1988-89	Bowling Green	13-15	6-10	t-6	
1989-90	Bowling Green	18-11	9-7	t-3	NIT 0-1
1990-91	Bowling Green	17-13	9-7	t-4	NIT 0-1
1991-92	Bowling Green	14-15	8-8	5	
1992-93	Bowling Green	11-16	8-10	t-6	
1993-94	Bowling Green	18-10	12-6	t-2	
1994-95	Bowling Green	16-11	10-8	t-5	
1995-96	Bowling Green	14-13	9-9	t-6	
1996-97	Bowling Green	22-10	13-5	t-1	NIT 0-1
1997-98	George Mason	9-18	6-10	6	
1998-99	George Mason	19-11	13-3	1	NCAA 0-1
1999-00	George Mason	19-11	12-4	t-1	
2000-01	George Mason	18-12	11-5	3	NCAA 0-1
2001-02	George Mason	19-10	13-5	2	NIT 0-1
2002-03	George Mason	16-12	11-7	4	
2003-04	George Mason	23-10	12-6	3	NIT 2-1
2004-05	George Mason	16-13	10-8	6	
2005-06	George Mason	27-8	15-3	t-1	NCAA 4-1
2006-07	George Mason	18-15	9-9	5	
2007-08	George Mason	23-11	12-6	2	NCAA 0-1
2008-09	George Mason	22-11	13-5	2	NIT 0-1
2009-10	George Mason	17-15	12-6	4	CIT 0-1
2010-11	George Mason	27-7	16-2	1	NCAA 1-1
2011-12	Miami	20-13	9-7	t-4	NIT 1-1
2012-13	Miami	29-7	15-3	1	NCAA 2-1
2013-14	Miami	17-15	7-11	10	
Overall		536-369	297-185	10-14	




25
GARRIUS ADAMS
Gr. | G | 6-6 | 200
Apex, N.C. | Middle Creek



4
RAPHAEL AKPEJIORI
Sr. | F | 6-9 | 241
Lagos, Nigeria | Sunrise Christian (Kan.)



15
RION BROWN
Sr. | G | 6-6 | 211
Hinesville, Ga. | Liberty County




1
DEANDRE BURNETT
Fr. | G | 6-2 | 191
Miami, Fla. | Carol City




11
MIKE FERNANDEZ
Fr. | G | 6-1 | 189
Coral Gables, Fla. | Belen Jesuit




12
JUSTIN HELLER
Sr. | G | 6-2 | 177
Boca Raton, Fla. | West Boca Raton




23
TONYE JEKIRI
So. | C | 7-0 | 235
Hialeah, Fla. | Champagnat Catholic



35
JAMES KELLY
Jr. | F | 6-7 | 246
Ann Arbor, Mich. | Owens CC | Pioneer Pontiac, Mich.



22
DONNAVAN KIRK
Gr. | F | 6-9 | 228
DePaul | Detroit Country Day Brussels, Belgium




20
MANU LECOMTE
Fr. | G | 5-11 | 159
Athene des Pagodes




10
SHELDON McCLELLAN
Jr. | G | 6-5 | 206
Houston, Texas | Texas | Bellaire



5
DAVON REED
Fr. | G | 6-6 | 208
Princeton, N.J. | Princeton Day



13
ANGEL RODRIGUEZ
Jr. | G | 5-11 | 181
San Juan, P.R. | Kansas State | Miami Krop



21
ERIK SWOOPE
Sr. | F | 6-5 | 220
Lake Elsinore, Calif. | Harvard-Westlake



JIM LARRAÑAGA
Head Coach



ERIC KONKOL
Assistant Coach



MICHAEL HUGER
Assistant Coach



CHRIS CAPUTO
Assistant Coach



ADAM FISHER
Director of Operations



GARRIUS ADAMS #25

Graduate | Guard | 6-6 | 200

Apex, N.C. | Middle Creek

- Career-best 22 points on senior day vs. Wake Forest.
- Scored in double-digits in last 10 of 13 games.
- Multiple assists in 27 games with 3+ in 18 games
- At least two defensive rebounds in all but one game.

- Versatile guard. Plays the 1, 2 and 3 positions.
- Transporter. Jack of all trades. Top three on the team in most stats, including points, steals, assists.
- Missed basically two years with injuries, including medical hardship waiver in 2012-13 after knee surgery.
- Graduated in June 2013 with a degree in sports administration and a minor in sociology. Currently seeking a second major in sociology.
- Approach vertical: 37.5 | Bench: 265 | 185 test: 16
- One of four seniors not recruited by Larrañaga staff. (Akpejori, Brown, Swoope, Adams).
- Roommate with Donnavan Kirk both in 2009 and now.
- In high school, ranked among the top 20 shooting guards by ESPN and among top 30 by Scout. Averaged 21.8 points per game as a senior en route to setting Middle Creek High School scoring record in career points.
- 2009 NCPREPS.com All-State Boys Basketball Team
- North Carolina/South Carolina All-Star Classic.
- AAU team Garner Road.
- Also recruited by Wake Forest, NC State, Virginia Tech and South Carolina.
- Born Garrius [Gary-us] Vershon Adams Nov. 15, 1990.
- Son of Valerie and Gary Adams. Brother to Deion, Ashley and Destiny.
- Aspirations of becoming GM of NBA team.

2009-10			
Opposition	P	R	A
NC Central	3	4	0
Nova Southeastern	10	2	0
Tulane	4	2	1
UNC Wilmington	0	0	0
South Carolina	3	2	0
FGCU	6	3	2
USC Upstate	1	3	1
Minnesota	2	1	1
at Boston College	4	1	1
SC State	5	4	1
at Stetson	4	5	0
FAU	9	2	1
NC A&T	1	8	1
Bethune-Cookman	6	2	0
at Pepperdine	5	1	2
Wake Forest	0	1	0
at Virginia Tech	6	2	1
at Virginia	0	1	0
Boston College	2	2	3
at Maryland	4	1	1
Virginia Tech	3	1	0
at Wake Forest	13	3	0
at Florida St.	5	3	1
Georgia Tech	6	3	0
at Clemson	5	0	2
Duke	2	2	0
Virginia	3	3	0
NC State	9	1	0
at North Carolina	0	1	0
Florida St.	0	2	0
Wake Forest	0	0	0
Duke	0	0	0

2010-11			
Opposition	P	R	A
Jacksonville	3	1	3
at Memphis	5	7	0
N.C. Central	10	3	2
at Rutgers	0	0	0
McNeese St.	11	4	6
at FGCU	13	5	1
Ole Miss	6	3	2
West Virginia	9	3	2
Stetson	4	2	5
UCF	7	5	0
Oral Roberts	10	2	0
Rice	9	4	3
Akron	4	1	1
Pepperdine	6	0	2
at Duke	0	3	0
at Clemson	14	5	3
BC	12	2	2
Florida St.	2	8	2
at NC State	2	2	2
UNC	12	3	1
at Virginia Tech	11	2	1
Georgia Tech	11	3	1
Virginia	8	9	2
at Wake Forest	8	4	1
Duke	9	6	2
at UNG	16	4	2
Clemson	4	5	3
at BC	12	6	4
at Florida St.	7	8	3
Maryland	4	4	3
at Georgia Tech	7	1	1
Virginia	10	5	2
UNC	0	3	1
FAU	4	2	1
Missouri St.	8	3	1
at Alabama	4	4	1

2011-12			
Opposition	P	R	A
Tennessee Tech	3	8	0
Rutgers	9	3	2
UNF	14	5	2
FGCU	7	4	1
at Ole Miss	4	7	1
at Purdue	2	1	1
Memphis	0	0	0
at West Virginia	15	3	2
Appalachian St.	3	1	1
UNCG	0	1	1
Wake Forest	6	2	1
at Maryland	0	0	0
Florida State	1	0	0
at NC State	5	1	0
Boston College	0	0	1
at Georgia Tech	0	0	0
vs. Florida State	3	1	1
Valparaiso	8	2	3
Minnesota	5	1	0

Adams Season / Career Highs

Points

Season: 22, vs. Wake Forest, 3/8/14
Career: 22, vs. Wake Forest, 3/8/14
ACC: 22, vs. Wake Forest, 3/8/14

Rebounds

Season: 10, vs. Norfolk State, 2/1/14
Career: 10, vs. Norfolk State, 2/1/14
ACC: 9, vs. Virginia 2/5/11

Assists

Season: 6, at North Carolina, 1/8/14
Career: 6 (2x) last at North Carolina, 1/8/14
ACC: 6, at North Carolina, 1/8/14

Steals

Season: 5, vs. Ga. Southern, 11/11/13
Career: 5, vs. Ga. Southern, 11/11/13
ACC: 3, vs. Boston College, 1/15/11

Blocked Shots

Season: 1 (6x) last vs. Pittsburgh, 2/5/14
Career: 2, (2x) last vs. Boston College 1/19/10
ACC: 2, vs. Boston College 1/19/10

Field Goals

Season: 7, vs. UCF, 11/21/13
Career: 7, vs. UCF, 11/21/13
ACC: 6 (2x) last vs. Wake Forest, 3/8/14

Field Goal Attempts

Season: 18, vs. St. Francis, 11/8/13
Career: 18, vs. St. Francis, 11/8/13
ACC: 12, at Virginia Tech, 2/15/14

Free Throws

Season: 10, at NC State, 3/1/14
Career: 10, at NC State, 3/1/14
ACC: 10, at NC State, 3/1/14

Free Throw Attempts

Season: 12, at NC State, 3/1/14
Career: 12 (2x) last at NC State, 3/1/14
ACC: 12, at NC State, 3/1/14

3-Point Field Goals

Season: 3, at Syracuse, 1/4/14
Career: 4 (2x) last at West Virginia 12/10/11
ACC: 4, at Clemson 1/8/11

3-Point Field Goal Attempts

Season: 8, vs. St. Francis, 11/8/13
Career: 8, vs. St. Francis, 11/8/13
ACC: 7 (3x), last at Syracuse, 1/4/14

Foul Disqualifications

Season: 1, at Charleston, 11/18/13
Career: 1 (2x) last at Charleston, 11/18/13
ACC: --


Minutes

Season: 42, vs. Ga. Southern, 11/11/13
Career: 42, vs. Ga. Southern, 11/11/13
ACC: 40, vs. Virginia, 2/5/11

ADAMS CAREER STATISTICS

Season	GP	GS	Min.	Avg.	FG	FGA	Pct.	FG	FGA	Pct.	FT	FTA	Pct.	Off.	Def.	Tot.	Avg.	PF	FO	Ast.	TO	Blk	Stl	Pts.	Avg.
2009-10	32	7	540	16.9	38	118	.322	26	89	.292	19	29	.655	19	47	66	2.1	20	0	19	25	6	23	121	3.8
2010-11	36	24	1014	28.2	88	227	.388	35	114	.307	51	75	.680	37	95	132	3.7	68	0	66	60	6	37	262	7.3
2011-12	19	6	319	16.8	29	73	.397	16	47	.340	11	20	.550	11	29	40	2.1	21	1	17	14	2	11	85	4.5
2012-13	Medical Redshirt																								
2013-14	32	32	1070	33.4	104	283	.367	28	108	.259	94	138	.681	25	125	150	4.7	60	1	92	59	5	41	330	10.3
TOTAL	119	69	2943	24.7	259	701	.369	105	358	.293	175	262	.668	92	296	388	3.3	169	2	194	158	19	112	798	6.7

ADAMS 2013-14		TOTAL					3-PTS		FREE THROWS			REBOUNDS															
Opponent	Date	GS	Min	FG	FGA	Pct	3FG	FGA	Pct	FT	FTA	Pct	Off	Def	Tot	Avg	PF	FO	A	TO	Blk	Stl	Pts	Avg			
SFB	11-08-13	*	40	4	18	.222	0	8	.000	7	9	.778	1	2	3	3.0	2	0	3	1	0	3	15	15.0			
GA. SOUTHERN	11-11-13	*	42	2	8	.250	0	4	.000	7	10	.700	0	4	4	3.5	2	0	2	3	1	5	11	13.0			
TEXAS SOUTHERN	11-14-13	*	26	4	10	.400	1	4	.250	1	2	.500	1	4	5	4.0	1	0	2	1	0	3	10	12.0			
at Charleston	11-18-13	*	23	2	5	.400	1	3	.333	0	0	.000	0	2	2	3.5	5	1	2	0	0	5	10.3				
UCF	11-21-13	*	36	7	12	.583	1	3	.333	5	6	.833	1	7	8	4.4	3	0	0	6	0	2	20	12.2			
vs George Washington	11-28-13	*	40	4	13	.308	2	4	.500	7	8	.875	1	3	4	4.3	4	0	5	4	0	1	17	13.0			
at Cal State Fullerton	11-29-13	*	35	3	9	.333	1	6	.167	0	0	.000	1	3	4	4.3	0	0	1	3	1	0	7	12.1			
vs Arizona State	12-01-13	*	33	3	7	.429	1	2	.500	2	4	.500	1	8	9	4.9	3	0	4	0	0	2	9	11.8			
at Nebraska	12-04-13	*	31	0	6	.000	0	2	.000	2	2	1.000	2	5	7	5.1	0	0	1	3	0	0	2	10.7			
VIRGINIA TECH	12-08-13	*	34	5	9	.556	2	4	.500	2	4	.500	0	3	3	4.9	2	0	2	0	1	1	14	11.0			
at Savannah State	12-19-13	*	33	3	6	.500	2	3	.667	4	4	1.000	0	7	7	5.1	2	0	4	2	0	2	12	11.1			
LA SALLE	12-22-13	*	34	5	10	.500	1	2	.500	2	3	.667	1	2	3	4.9	1	0	3	1	0	2	13	11.3			
LOYOLA	12-30-13	*	28	2	5	.400	0	2	.000	0	0	.000	0	3	3	4.8	1	0	3	1	0	1	4	10.7			
at Syracuse	01-04-14	*	36	3	8	.375	3	7	.429	0	0	.000	0	5	5	4.8	1	0	4	1	1	0	9	10.6			
at UNC	01-08-14	*	37	3	8	.375	1	4	.250	2	6	.333	1	2	3	4.7	0	0	6	3	0	2	9	10.5			
FLORIDA STATE	01-15-14	*	34	1	10	.100	0	5	.000	1	2	.500	1	3	4	4.6	1	0	5	1	0	2	3	10.0			
at Georgia Tech	01-18-14	*	34	2	8	.250	0	3	.000	2	6	.333	0	3	3	4.5	2	0	1	1	0	1	6	9.8			
DUKE	01-22-14	*	35	3	11	.273	0	2	.000	2	2	1.000	0	2	2	4.4	2	0	3	1	0	1	8	9.7			
SYRACUSE	01-25-14	*	35	3	10	.300	2	5	.400	0	0	.000	0	1	1	4.2	3	0	4	1	0	0	8	9.6			
at Maryland	01-29-14	*	34	4	8	.500	1	5	.200	3	8	.375	1	5	6	4.3	3	0	2	4	0	0	12	9.7			
NORFOLK STATE	02-01-14	*	35	2	6	.333	1	4	.250	7	8	.875	2	8	10	4.6	1	0	4	4	0	1	12	9.8			
PITTSBURGH	02-05-14	*	35	4	11	.364	0	3	.000	2	5	.400	0	6	6	4.6	4	0	1	3	1	1	10	9.8			
NC STATE	02-08-14	*	33	4	10	.400	0	1	.000	2	3	.667	0	2	2	4.5	3	0	3	1	0	2	10	9.8			
at Florida State	02-10-14	*	34	3	11	.273	2	2	1.000	4	5	.800	3	2	5	4.5	1	0	3	2	0	0	12	9.9			
at Virginia Tech	02-15-14	*	38	4	12	.333	0	5	.000	5	7	.714	1	6	7	4.6	4	0	4	0	0	1	13	10.0			
NOTRE DAME	02-19-14	*	30	6	8	.750	2	3	.667	0	0	.000	2	4	6	4.7	0	0	5	1	0	0	14	10.2			
BOSTON COLLEGE	02-22-14	*	32	3	10	.300	2	4	.500	2	4	.500	0	6	6	4.7	1	0	2	0	0	2	10	10.2			
at Virginia	02-26-14	*	23	0	4	.000	0	1	.000	2	3	.667	1	3	4	4.7	0	0	2	2	0	1	2	9.9			
at NC State	03-01-14	*	31	3	9	.333	0	2	.000	10	12	.833	0	3	3	4.7	3	0	4	3	0	2	16	10.1			
at Clemson	03-04-14	*	32	4	7	.571	0	1	.000	0	4	.000	0	5	5	4.7	2	0	2	1	0	2	8	10.0			
WAKE FOREST	03-08-14	*	33	6	8	.750	1	1	1.000	9	9	1.000	3	4	7	4.7	1	0	2	3	0	1	22	10.4			
vs Virginia Tech	03-12-14	*	34	2	6	.333	1	3	.333	2	2	1.000	1	2	3	4.7	2	0	3	2	0	0	7	10.0			



RAPHAEL AKPEJIORI #4

Senior | Forward | 6-9 | 241

Lagos, Nigeria | Sunrise Christian Academy (Kan.)

- Has a rebound in all but three outings.
- 15+ minutes in seven of last 11 games after only one game of +10 minutes (18 at Ga. Tech) in other 13 games.
- Received the 2014 Weaver-James-Corrigan Award, a postgraduate scholarship.

- Very strong and physical player who loves contact and has no regard for his own body.
- Sets hard screens and rebounds at a good rate.
- Good offensive rebounder and hard worker.
- Offseason ankle surgery, recovered well from that with improved mobility.
- Will graduate in May 2015 with both a bachelor's and master's in mechanical engineering. Takes classes such as applied thermodynamics and design of fluid & thermal systems.

- Approach vertical: 40 | Bench: 310
- Improved bench max from 215 to 270 and 185 test from 9-16 in 15 months during junior season.
- One of four seniors not recruited by Larrañaga staff. (Akpejori, Brown, Swoope, Adams).
- 2013 All-ACC Academic Team, ACC Academic Honor Roll, Book Buster (3.0 GPA), Athletics Director Honor Roll (3.2 GPA), Dean's List (3.5 GPA)
- Born Ethasor [A-tha-saur] Raphael Akpejori [AHK-peh-jour-ee] Oct. 10, 1990. Goes by Raphael.
- Son of Pius and Clara. One brother, Eshemokha, and four sisters, Okhiaofe, Ilamosi, Ideoghena and Eboshogwe. Three siblings are studying in Nigeria to be a civil engineer, chemical engineer and cell biology & genetics engineer.
- Also recruited by Texas A&M, Colorado, USF and UCF
- Rated as No. 64 power forward by ESPN in high school.
- Played AAU basketball for Baltimore Elite.
- Played in international game during 2008 Jordan Brand Basketball Classic in New York City.
- In August of 2013, averaged 9.2 points and 5.8 rebounds for Athletes in Action through five games played in Jamaica.

Akpejori Season / Career Highs Points

Season: 4, at Florida State, 2/10/14
Career: 8, vs. NC Central 11/19/10
ACC: 4 (3x) last at Florida State, 2/10/14

Rebounds

Season: 8, vs. NC State, 2/8/14
Career: 8, vs. NC State, 2/8/14
ACC: 8, vs. NC State, 2/8/14

Assists

Season: 1 (2x) last at NC State, 3/1/14
Career: 1 (5x), last at NC State, 3/1/14
ACC: 1 (3x) last at NC State, 3/1/14

Steals

Season: 1, at Georgia Tech, 1/18/14
Career: 1, (10x) last at Georgia Tech, 1/18/14
ACC: 1 (7x), last t Georgia Tech, 1/18/14

Blocked Shots

Season: 3, at Florida State, 2/10/14
Career: 4 (2x), last vs. UNF 11/19/11
ACC: 3, at Florida State, 2/10/14

Field Goals

Season: 2, at Florida State, 2/10/14
Career: 3 (2x) last vs. Tennessee Tech 11/11/11
ACC: 2 (3x) last at Florida State, 2/10/14

Field Goal Attempts

Season: 2 (3x) last vs. Notre Dame, 2/19/14
Career: 4, UNF 11/19/11
ACC: 3 (2x) last at Boston College, 1/16/13

Free Throws

Season: 3, vs. Notre Dame, 2/19/14
Career: 4, at Rutgers 11/21/10
ACC: 3, vs. Notre Dame, 2/19/14

Free Throw Attempts

Season: 4, vs. Notre Dame, 2/19/14
Career: 4 (5x), last vs. Notre Dame, 2/19/14
ACC: 4, vs. Notre Dame, 2/19/14

3-Point Field Goals

Season: --
Career: --
ACC: --

3-Point Field Goal Attempts

Season: --
Career: --
ACC: --

Foul Disqualifications

Season: 1, at Florida State, 2/10/14
Career: 1, at Florida State, 2/10/14
ACC: 1, at Florida State, 2/10/14


Minutes

Season: 27, at Virginia, 2/26/14
Career: 27, at Virginia, 2/26/14
ACC: 27, at Virginia, 2/26/14

AKPEJIORI CAREER STATISTICS

Season	GP	GS	Min.	Avg.	FG	FGA	Pct.	3-Point FG	3-Point FGA	3-Point Pct.	Free Throws FT	Free Throws FTA	Free Throws Pct.	Off.	Def.	Tot.	Avg.	PF	FO	Ast.	TO	Blk	Stl	Pts.	Scoring Pts. Avg.
2010-11	20	0	98	4.9	5	10	.500	0	0	.000	21	32	.656	13	18	31	1.6	16	0	0	5	12	2	31	1.6
2011-12	22	3	147	6.7	13	27	.481	0	0	.000	10	17	.588	21	12	33	1.5	27	0	2	7	11	4	36	1.6
2012-13	18	0	81	4.5	5	14	.357	0	0	.000	1	3	.333	6	14	20	1.1	8	0	1	3	3	3	11	0.6
2013-14	24	7	256	10.7	4	14	.286	0	0	.000	9	15	.600	13	28	41	1.7	39	1	2	7	11	1	17	0.7
TOTAL	84	10	582	6.9	27	65	.415	0	0	.000	41	67	.612	53	72	125	1.5	90	1	5	22	37	10	95	1.1

AKPEJIORI 2013-14			TOTAL			3-PTS			FREE THROWS			REBOUNDS													
Opponent	Date	GS	Min	FG	FGA	Pct	3FG	FGA	Pct	FT	FTA	Pct	Off	Def	Tot	Avg	PF	FO	A	TO	Blk	Stl	Pts	Avg	
SFB	11-08-13	5	0	0	.000	0	0	.000	0	0	.000	0	0	0	0.0	1	0	0	1	0	0	0	0.0		
TEXAS SOUTHERN	11-14-13	2	1	1	1.000	0	0	.000	0	0	.000	0	1	1	0.5	3	0	0	0	1	0	2	1.0		
UCF	11-21-13	4	0	1	.000	0	0	.000	0	0	.000	0	1	1	0.7	0	0	0	0	1	0	0	0.7		
vs Arizona State	12-01-13	5	0	0	.000	0	0	.000	0	0	.000	0	1	1	0.8	1	0	0	0	0	0	0	0.5		
at Nebraska	12-04-13	8	0	0	.000	0	0	.000	2	2	1.000	0	1	1	0.8	4	0	0	0	0	0	2	0.8		
VIRGINIA TECH	12-08-13	9	0	1	.000	0	0	.000	0	0	.000	0	2	2	1.0	2	0	0	1	0	0	0	0.7		
LOYOLA	12-30-13	8	0	0	.000	0	0	.000	0	0	.000	0	1	1	1.0	0	0	0	0	0	0	0	0.6		
at Syracuse	01-04-14	3	0	0	.000	0	0	.000	0	0	.000	1	0	1	1.0	1	0	0	1	0	0	0	0.5		
at UNC	01-08-14	2	0	0	.000	0	0	.000	0	0	.000	1	0	1	1.0	0	0	0	0	0	0	0	0.4		
at Georgia Tech	01-18-14	18	0	1	.000	0	0	.000	0	0	.000	1	1	2	1.1	2	0	0	0	0	1	0	0.4		
DUKE	01-22-14	8	0	0	.000	0	0	.000	0	0	.000	0	1	1	1.1	2	0	0	0	0	0	0	0.4		
SYRACUSE	01-25-14	7	0	0	.000	0	0	.000	0	0	.000	0	1	1	1.1	1	0	0	0	1	0	0	0.3		
at Maryland	01-29-14	5	0	0	.000	0	0	.000	0	0	.000	0	0	0	1.0	1	0	0	0	0	0	0	0.3		
PITTSBURGH	02-05-14	15	0	0	.000	0	0	.000	2	2	1.000	0	1	1	1.0	2	0	0	1	0	0	2	0.4		
NC STATE	02-08-14	22	1	2	.500	0	0	.000	1	2	.500	5	3	8	1.5	2	0	0	0	0	0	3	0.6		
at Florida State	02-10-14	*	21	2	2	1.000	0	0	.000	0	3	.000	2	1	3	1.6	5	1	0	1	3	0	4	0.8	
at Virginia Tech	02-15-14	*	21	0	1	.000	0	0	.000	1	2	.500	1	1	2	1.6	3	0	0	0	2	0	1	0.8	
NOTRE DAME	02-19-14	*	24	0	2	.000	0	0	.000	3	4	.750	0	4	4	1.7	1	0	0	0	1	0	3	0.9	
BOSTON COLLEGE	02-22-14	*	17	0	1	.000	0	0	.000	0	0	.000	1	2	3	1.8	3	0	1	1	0	0	0	0.9	
at Virginia	02-26-14	*	27	0	1	.000	0	0	.000	0	0	.000	0	4	4	1.9	3	0	0	1	1	0	0	0.9	
at NC State	03-01-14	*	9	0	0	.000	0	0	.000	0	0	.000	1	0	1	1.9	1	0	1	0	0	0	0	0.8	
at Clemson	03-04-14	5	0	0	.000	0	0	.000	0	0	.000	0	0	0	1.8	1	0	0	0	0	0	0	0.8		
WAKE FOREST	03-08-14	*	8	0	1	.000	0	0	.000	0	0	.000	0	1	1	1.7	0	0	0	0	1	0	0	0.7	
vs Virginia Tech	03-12-14	3	0	0	.000	0	0	.000	0	0	.000	0	1	1	1.7	0	0	0	0	0	0	0	0	0.7	



RION BROWN

Senior | Guard | 6-6 | 211

#15

Hinesville, Ga. | Liberty County

- 14-straight games with double digit points, 27 overall.
- Nine games with 20+ points, eight in ACC play.
- Hit multiple threes in 17 games, and in last 11-of-14 outings.
- 4+ rebounds 26 times, 7+ rebounds 13 times.
- Had two-straight double-doubles in ACC play - at VT, vs. ND.

- Very athletic and attacks the rim on offensive rebounds and lobs.
- Catch and shoot player who is finding his rhythm.
- Currently making 100 3-pointers before or after practice every day.
- Mother likes him to wear orange shoes.
- Rebounding and assist numbers are up from past seasons.
- Taking on a leadership role after being seventh man a season ago.
- Only returner from last year who started a game.
- Approach vertical: 39 | Bench: 275 | 185 test: 15
- Improved 1-step vertical from 31.5 to 35.5, 185 test from 2 to 12 reps and bench max from 205-245 junior year.
- One of four seniors not recruited by Larrañaga staff. (Akpejor, Brown, Swoope, Adams).
- Scored 21 points with five 3-pointers against Illinois to help the Canes to the NCAA Sweet 16 in 2013.
- Hit eight 3-pointers in first two games of NCAA Tournament.
- Perfect 6-6 at the line in five postseason games.
- 12 points in ACC Tournament Championship game, including six points from distance.
- Sophomore season knocked down 11 threes in four postseason games, leading team with 14.3 points in ACC Tournament and NIT combined.
- Led team in NIT with 17.0 points and 35.5 minutes per night, and was second with 6.0 rebounds in two games.
- Born Rion [Ryan] Cortez Brown Sept. 3, 1991.
- Majoring in sports administration, will graduate in May 2014.
- Also recruited by Georgia, Alabama and Virginia.
- Rated as No. 15 shooting guard by Scout, No. 47 shooting guard by ESPN and No. 61 by Rivals.
- Played AAU basketball for Worldwide Renegades.
- Son of Lisa Brown and Tico Brown, who played basketball at Georgia Tech, in the Continental Basketball Association and overseas. When he retired, Tico was the CBA's all-time leading scorer (8,538 points) and was voted to the All-Time CBA Team. Brother to Tico Brown II.

2010-11			
Opposition	P	R	A
Jacksonville	3	2	1
at Memphis	0	2	0
N.C. Central	17	2	2
at Rutgers	5	2	0
McNeese St.	16	4	0
at FGCU	5	0	1
Ole Miss	3	2	1
West Virginia	0	1	0
Stetson	3	0	1
UCF	0	0	0
Oral Roberts	1	1	0
Rice	0	1	0
Akron	0	1	0
Pepperdine	9	1	0
at Duke	0	0	0
at Clemson	1	0	0
BC	0	0	1
Florida St.	0	1	0
at NC State	3	0	1
UNC	0	1	0
at Virginia Tech	7	3	0
Georgia Tech	5	8	1
Virginia	8	3	0
at Wake Forest	0	2	2
Duke	8	3	0
at UNC	0	1	0
Clemson	5	2	0
at BC	4	1	0
at Florida St.	3	7	1
Maryland	19	3	3
at Georgia Tech	3	3	3
Virginia	9	3	0
UNC	5	3	1
FAU	6	1	0
Missouri St.	7	3	2
at Alabama	2	5	1

2011-12			
Opposition	P	R	A
Tennessee Tech	7	3	1
Rutgers	0	4	1
at Ole Miss	0	0	0
at Purdue	3	4	0
UMass	7	2	0
Memphis	6	1	0
at West Virginia	0	0	0
vs. FAU	15	0	0
at Charlotte	11	2	0
Appalachian St.	15	3	0
UNCG	6	2	1
at Virginia	4	1	0
at North Carolina	3	2	0
Clemson	5	2	0
NC State	10	4	0
at Georgia Tech	0	1	1
at Boston College	2	3	3
Maryland	5	3	1
at Duke	5	1	1
Virginia Tech	8	3	0
at Florida State	5	3	0
North Carolina	5	5	1
Wake Forest	11	6	3
at Maryland	4	1	0
Florida State	9	2	0
at NC State	15	4	1
Boston College	5	2	1
at Georgia Tech	10	5	0
vs. Florida State	13	5	0
Valparaiso	18	6	1
Minnesota	16	6	0

2012-13			
Opposition	P	R	A
Stetson	10	1	2
at FGCU	1	4	3
Jacksonville	8	7	1
Detroit	6	5	2
Michigan State	5	0	1
at Massachusetts	6	0	2
Charlotte	4	3	0
at UCF	6	0	1
at Hawai'i	6	1	1
vs. Arizona	2	1	0
vs. Indiana State	7	2	0
La Salle	2	0	1
at Georgia Tech	22	1	0
at North Carolina	9	2	0
Maryland	2	2	0
at Boston College	3	0	1
Duke	4	0	2
Florida State	8	2	2
at Virginia Tech	5	1	2
at NC State	0	1	0
Boston College	22	3	1
North Carolina	11	1	1
at Florida State	2	0	0
at Clemson	5	2	0
Virginia	10	4	0
at Wake Forest	2	6	0
Virginia Tech	3	2	0
at Duke	3	3	0
Georgia Tech	0	1	1
Clemson	3	1	0
vs. Boston College	7	1	1
vs. NC State	0	0	0
vs. North Carolina	12	4	3
vs. Pacific	9	2	0
vs. Illinois	21	5	2
vs. Marquette	5	4	0

Brown Season / Career Highs

Points

Season: 25 (2x) last at Maryland, 1/29/14
Career: 25 (2x) last at Maryland, 2/19/14
ACC: 25, at Maryland, 1/29/14

Rebounds

Season: 11 (2x) last vs. Notre Dame, 2/19/14
Career: 11 (2x) last vs. Notre Dame, 2/19/14
ACC: 11, vs. Notre Dame, 2/19/14

Assists

Season: 9, vs. Texas Southern, 11/14/13
Career: 9, vs. Texas Southern, 11/14/13
ACC: 5, vs. Notre Dame, 2/19/14

Steals

Season: 3, (3x) last vs. NC State, 2/8/14
Career: 3 (4x) last vs. NC State, 2/8/14
ACC: 3, vs. NC State, 2/8/14

Blocked Shots

Season: 1, (4x) last at Virginia, 2/26/14
Career: 1, (10x) last at Virginia, 2/26/14
ACC: 1, (5x) last at Virginia, 2/26/14

Field Goals

Season: 9, at Clemson, 3/4/14
Career: 9 (2x) last at Clemson, 3/4/14
ACC: 9 (2x) last at Clemson, 3/4/14

Field Goal Attempts

Season: 17, at Clemson, 3/4/14
Career: 17, at Clemson, 3/4/14
ACC: 17, at Clemson, 3/4/14

Free Throws

Season: 12, at Maryland, 1/29/14
Career: 12, at Maryland, 1/29/14
ACC: 12, at Maryland, 1/29/14

Free Throw Attempts

Season: 13, at Maryland, 1/29/14
Career: 13, at Maryland, 1/29/14
ACC: 13, at Maryland, 1/29/14

3-Point Field Goals

Season: 5 (2x) last vs. Florida State, 1/15/14
Career: 6, vs. Maryland 3/2/11
ACC: 6, vs. Maryland 3/2/11

3-Point Field Goal Attempts

Season: 12, at Virginia Tech, 2/15/14
Career: 12, at Virginia Tech, 2/15/14
ACC: 12, at Virginia Tech, 2/15/14

Foul Disqualifications

Season: --
Career: --


Minutes

Season: 45, vs. Ga. Southern, 11/11/13
Career: 45, vs. Ga. Southern, 11/11/13
ACC: 41, vs. Pittsburgh, 2/5/14

BROWN CAREER STATISTICS

Season	GP	GS	Min.	Avg.	FG			3-Point			Free Throws			Rebounds				Scoring			
					FG	FGA	Pct.	FG	FGA	Pct.	FT	FTA	Pct.	Off.	Def.	Tot.	Avg.	PF	FO	Ast.	T.O.
2010-11	36	5	607	16.9	51	141	.362	32	90	.356	23	33	.697	13	59	72	2.0	54	0	22	33
2011-12	31	3	618	19.9	73	171	.427	41	104	.394	36	47	.766	26	60	86	2.8	41	0	16	21
2012-13	36	6	800	22.2	79	215	.367	38	130	.292	35	47	.745	24	48	72	2.0	52	0	30	22
2013-14	32	31	1127	35.2	166	388	.428	62	194	.320	97	129	.752	46	143	189	5.9	58	0	75	47
TOTAL	135	45	3152	23.3	369	915	.403	173	518	.334	191	256	.746	109	310	419	3.1	205	0	143	123

BROWN 2013-14		Date	GS	Min	TOTAL			3-PTS			FREE THROWS			REBOUNDS				PF	FO	A	TO	Blk	Stl	Pts	Avg
Opponent					FG	FGA	Pct	3FG	FGA	Pct	FT	FTA	Pct	Off	Def	Tot	Avg								
SFB		11-08-13	*	42	3	10	.300	0	3	.000	5	6	.833	1	6	7	7.0	1	0	0	1	0	0	11	11.0
GA. SOUTHERN		11-11-13	*	45	3	13	.231	2	6	.333	7	8	.875	3	4	7	7.0	3	0	4	0	0	0	15	13.0
TEXAS SOUTHERN		11-14-13	*	34	6	12	.500	1	2	.500	0	0	.000	3	8	11	8.3	1	0	9	4	0	3	13	13.0
at Charleston		11-18-13	*	35	6	10	.600	1	2	.500	2	2	1.000	2	2	4	7.3	1	0	2	1	0	2	15	13.5
UCF		11-21-13	*	29	4	15	.267	1	8	.125	2	2	1.000	1	6	7	7.2	2	0	2	0	0	1	11	13.0
vs George Washington		11-28-13	*	34	4	12	.333	1	6	.167	7	7	1.000	3	6	9	7.5	2	0	1	0	0	1	16	13.5
at Cal State Fullerton		11-29-13	*	34	4	10	.400	0	3	.000	1	2	.500	2	6	8	7.6	2	0	2	4	0	0	9	12.9
vs Arizona State		12-01-13	*	30	3	7	.429	0	1	.000	3	5	.600	1	3	4	7.1	2	0	4	2	0	0	9	12.4
at Nebraska		12-04-13	*	32	8	14	.571	5	11	.455	4	6	.667	0	2	2	6.6	4	0	3	2	0	1	25	13.8
VIRGINIA TECH		12-08-13	*	38	4	15	.267	1	5	.200	0	0	.000	2	2	4	6.3	2	0	2	0	0	1	9	13.3
at Savannah State		12-19-13	*	37	5	11	.455	1	5	.200	2	2	1.000	1	2	3	6.0	1	0	5	2	1	2	13	13.3
LA SALLE		12-22-13	*	33	6	12	.500	1	5	.200	4	6	.667	4	5	9	6.3	0	0	4	2	0	1	17	13.6
LOYOLA		12-30-13	*	27	6	11	.545	4	6	.667	1	2	.500	2	7	9	6.5	2	0	1	2	0	3	17	13.8
at Syracuse		01-04-14	*	35	3	9	.333	1	4	.250	0	0	.000	0	4	4	6.3	1	0	4	2	0	0	7	13.4
at UNC		01-08-14	*	31	7	14	.500	2	6	.333	3	6	.500	1	9	10	6.5	4	0	0	1	1	0	19	13.7
FLORIDA STATE		01-15-14	*	34	8	16	.500	5	9	.556	0	0	.000	1	3	4	6.4	2	0	0	0	0	1	21	14.2
at Georgia Tech		01-18-14	*	36	5	9	.556	2	5	.400	0	0	.000	1	5	6	6.4	0	0	0	2	0	0	12	14.1
DUKE		01-22-14	*	27	1	6	.167	0	3	.000	0	0	.000	1	2	3	6.2	3	0	0	0	0	1	2	13.4
SYRACUSE		01-25-14	*	38	5	9	.556	3	5	.600	0	0	.000	2	6	8	6.3	2	0	2	1	0	1	13	13.4
at Maryland		01-29-14	*	31	5	8	.625	3	5	.600	12	13	.923	0	5	5	6.2	3	0	2	0	0	1	25	14.0
NORFOLK STATE		02-01-14	*	39	5	13	.385	3	10	.300	2	2	1.000	1	6	7	6.2	1	0	3	4	0	1	15	14.0
PITTSBURGH		02-05-14	*	41	7	14	.500	4	9	.444	3	5	.600	1	3	4	6.1	1	0	3	2	0	0	21	14.3
NC STATE		02-08-14	*	37	5	14	.357	3	10	.300	7	8	.875	3	2	5	6.1	2	0	0	3	0	3	20	14.6
at Florida State		02-10-14	*	33	3	11	.273	2	8	.250	6	8	.750	0	5	5	6.0	1	0	1	0	1	0	14	14.5
at Virginia Tech		02-15-14	*	37	4	16	.250	3	12	.250	1	2	.500	4	6	10	6.2	3	0	1	2	0	0	12	14.4
NOTRE DAME		02-19-14	*	35	6	13	.462	3	7	.429	6	6	1.000	3	8	11	6.4	1	0	5	3	0	0	21	14.7
BOSTON COLLEGE		02-22-14	*	32	8	14	.571	4	7	.571	2	2	1.000	0	5	5	6.3	3	0	2	0	0	1	22	15.0
at Virginia		02-26-14	*	39	5	12	.417	0	4	.000	2	6	.333	0	3	3	6.2	1	0	1	1	1	0	12	14.9
at NC State		03-01-14	*	37	7	13	.538	1	4	.250	5	8	.625	1	4	5	6.2	2	0	2	1	0	1	20	15.0
at Clemson		03-04-14	*	40	9	17	.529	1	5	.200	2	4	.500	0	2	2	6.0	4	0	3	1	0	0	21	15.2
WAKE FOREST		03-08-14	*	39	8	15	.533	2	8	.250	1	3	.333	1	2	3	5.9	0	0	3	2	0	0	19	15.4
vs Virginia Tech		03-12-14	*	36	3	13	.231	2	10	.200	7	8	.875	1	4	5	5.9	1	0	4	2	0	1	15	15.1



TONYE JEKIRI

Sophomore | Center | 7-0 | 235

Hialeah, Fla. | Champagnat Catholic School

#23

Jekiri Season / Career Highs

Points

Season: 15, at Florida State, 2/10/14
Career: 15, at Florida State, 2/10/14
ACC: 15, at Florida State, 2/10/14

Rebounds

Season: 13, at NC State, 3/1/14
Career: 13, at NC State, 3/1/14
ACC: 13, at NC State, 3/1/14

Assists

Season: 4, vs. Syracuse, 1/25/14
Career: 4, vs. Syracuse, 1/25/14
ACC: 4, vs. Syracuse, 1/25/14

Steals

Season: 2 (6x) last at NC State, 3/1/14
Career: 2 (6x) last at NC State, 3/1/14
ACC: 2 (5x) last at NC State, 3/1/14

Blocked Shots

Season: 3 (2x) last vs. Wake Forest, 3/8/14
Career: 3 (2x) last vs. Wake Forest, 3/8/14
ACC: 3 (2x) last vs. Wake Forest, 3/8/14

Field Goals

Season: 5 (2x) last at NC State, 3/1/14
Career: 5 (2x) last at NC State, 3/1/14
ACC: 5 (2x) last at NC State, 3/1/14

Field Goal Attempts

Season: 7 (5x) last at NC State, 3/1/14
Career: 7 (5x) last at NC State, 3/1/14
ACC: 7 (3x) last at NC State, 3/1/14

Free Throws

Season: 5, at Florida State, 2/10/14
Career: 5, at Florida State, 2/10/14
ACC: 5, at Florida State, 2/10/14

Free Throw Attempts

Season: 7, at Florida State, 2/10/14
Career: 7, at Florida State, 2/10/14
ACC: 7, at Florida State, 2/10/14

3-Point Field Goals

Season: --

Career: --

ACC: --

3-Point Field Goal Attempts

Season: --

Career: --

ACC: --

Foul Disqualifications

Season: 5, last at NC State, 3/1/14
Career: 4, last at Georgia Tech, 1/18/14
ACC: 4, last at NC State, 3/1/14

Minutes

Season: 37, vs. Virginia Tech, 3/12/14
Career: 37, vs. Virginia Tech, 3/12/14
ACC: 35, at Maryland, 1/29/14

- First career double-double was 14 points, 13 rebounds at NC State (3/1).
- 4+ rebounds 22 times this season, 14 times in ACC play.
- Scored 4+ points in 16 outings, seven times in ACC play.
- 20+ minutes per game 21 times.


- Has only played basketball for four years after moving from Nigeria to South Florida in September 2010 to begin hoops career. Previously played soccer.
- Gained 25 pounds from a season ago, drinking protein shakes, and eating chicken and rice dishes.
- Averaged 3.3 points, 3.3 rebounds, 0.7 blocks and 10.3 minutes in three 2013 NCAA tournament games.
- Saints fan because of former Hurricane Jimmy Graham.
- Terrific learner who picks up concepts quickly.
- Good passer for his size.
- Developing his offensive game.
- Can play with back to basket or step out for a 10-12-foot shot.
- Runs the floor like a guard and has unstoppable motor.
- Only scholarship sophomore on the team, second Florida recruit in Larrañaga era.
- One of eight players on the team recruited by Larrañaga staff.
- Acclimated himself well from Nigeria to U.S. culture.
- Chose jersey number 23 because July 23 is birthday.
- Approach vertical: 37.
- Born Tonye (TAHN-yay) Frank Jekiri (Ja-KEER-EE) July 23, 1994 in Port Harcourt, Nigeria. Son of Emilinia and Frank. Brother to Tammie, Omiebi and Boma.
- Majoring in sports administration.
- Chose Miami over considerations from Virginia Tech, Clemson, Florida State, Auburn, Vanderbilt and Alabama.
- Rated 17th-best center in country by ESPN.com and No. 13 by Scout.com.
- Averaged 20 points, 12 rebounds and 5 blocks per game as a senior.
- On AAU circuit, played for Team Breakdown.

2012-13			
Opposition	P	R	A
at FGCU	1	2	0
Jacksonville	0	0	0
Michigan State	0	2	0
at Massachusetts	0	0	0
Charlotte	0	0	0
at UCF	3	2	0
at Hawai'i	1	0	0
vs. Arizona	0	2	0
vs. Indiana State	0	0	0
La Salle	0	1	0
at Georgia Tech	2	2	0
at North Carolina	0	1	0
Maryland	2	4	0
at Boston College	0	1	1
Duke	2	2	0
Florida State	4	2	0
at Virginia Tech	2	1	0
at NC State	0	2	1
Boston College	2	4	0
North Carolina	2	2	0
at Florida State	2	2	0
at Clemson	0	0	0
Virginia	2	0	0
at Wake Forest	2	3	0
Virginia Tech	4	2	0
at Duke	2	0	0
Georgia Tech	0	0	0
Clemson	2	3	0
vs. Boston College	0	1	0
vs. NC State	2	3	0
vs. North Carolina	1	1	0
vs. Pacific	6	5	0
vs. Illinois	4	2	1
vs. Marquette	0	3	0

JEKIRI CAREER STATISTICS

Season	GP	GS	Min.	Avg.	FG			3-Point			Free Throws			Rebounds				Scoring			
					FGA	Pct.		FGA	Pct.		FT	FTA	Pct.	Off.	Def.	Tot.	Avg.	PF	FO	Ast.	TO
2012-13	34	0	235	6.9	18	.354	0	0	.000		11	20	.550	28	27	55	1.6	35	0	4	11
2013-14	32	15	676	21.1	55	.451	0	0	.000		23	41	.561	64	107	171	5.3	84	5	21	28
TOTAL	66	15	911	13.8	73	.465	0	0	.000		34	61	.557	92	134	226	3.4	119	5	25	39

JEKIRI 2013-14				TOTAL			3-PTS			FREE THROWS			REBOUNDS							
Opponent	Date	GS	Min	FG	FGA	Pct	3FG	FGA	Pct	FT	FTA	Pct	Off	Def	Tot	Avg	PF	FO	A	TO
SFB	11-08-13	*	23	2	7	.286	0	0	.000	2	2	1.000	1	8	9	9.0	5	1	1	2
GA. SOUTHERN	11-11-13	*	9	1	4	.250	0	0	.000	0	0	.000	1	0	1	5.0	2	0	0	2
TEXAS SOUTHERN	11-14-13	*	12	2	6	.333	0	0	.000	0	0	.000	2	2	4	4.7	1	0	0	0
at Charleston	11-18-13		16	3	4	.750	0	0	.000	0	0	.000	2	1	3	4.3	3	0	0	1
UCF	11-21-13		17	1	3	.333	0	0	.000	0	0	.000	0	3	3	4.0	3	0	0	0
vs George Washington	11-28-13	*	21	1	3	.333	0	0	.000	0	0	.000	0	1	1	3.5	0	0	1	1
at Cal State Fullerton	11-29-13		20	2	3	.667	0	0	.000	0	0	.000	0	4	4	3.6	3	0	2	0
vs Arizona State	12-01-13		10	0	3	.000	0	0	.000	0	0	.000	2	1	3	3.5	1	0	0	0
at Nebraska	12-04-13		21	1	2	.500	0	0	.000	0	0	.000	2	5	7	3.9	2	0	1	0
VIRGINIA TECH	12-08-13		21	1	5	.200	0	0	.000	0	0	.000	3	4	7	4.2	0	0	0	1
at Savannah State	12-19-13		14	2	2	1.000	0	0	.000	0	0	.000	0	1	1	3.9	2	0	1	3
LA SALLE	12-22-13		25	4	7	.571	0	0	.000	1	2	.500	2	5	7	4.2	3	0	0	0
LOYOLA	12-30-13		23	4	5	.800	0	0	.000	2	4	.500	1	3	4	4.2	5	1	2	1
at Syracuse	01-04-14		18	2	5	.400	0	0	.000	1	2	.500	2	1	3	4.1	2	0	2	0
at UNC	01-08-14		27	1	4	.250	0	0	.000	0	0	.000	3	7	10	4.5	4	0	1	3
FLORIDA STATE	01-15-14	*	20	1	3	.333	0	0	.000	0	0	.000	3	4	7	4.6	5	1	0	0
at Georgia Tech	01-18-14	*	16	0	1	.000	0	0	.000	0	0	.000	0	3	3	4.5	5	1	0	2
DUKE	01-22-14	*	26	4	7	.571	0	0	.000	0	1	.000	3	6	9	4.8	1	0	0	1
SYRACUSE	01-25-14	*	27	1	4	.250	0	0	.000	1	4	.250	3	2	5	4.8	4	0	4	0
at Maryland	01-29-14	*	35	0	3	.000	0	0	.000	0	0	.000	3	3	6	4.9	2	0	0	3
NORFOLK STATE	02-01-14	*	23	2	3	.667	0	0	.000	0	0	.000	1	1	2	4.7	2	0	1	1
PITTSBURGH	02-05-14	*	20	1	3	.333	0	0	.000	1	2	.500	3	1	4	4.7	4	0	0	0
NC STATE	02-08-14	*	18	0	2	.000	0	0	.000	0	0	.000	1	3	4	4.7	1	0	0	0
at Florida State	02-10-14		26	5	6	.833	0	0	.000	5	7	.714	2	4	6	4.7	3	0	2	2
at Virginia Tech	02-15-14		11	0	0	.000	0	0	.000	0	2	.000	0	3	3	4.6	1	0	0	0
NOTRE DAME	02-19-14		15	1	3	.333	0	0	.000	0	0	.000	2	4	6	4.7	2	0	2	1
BOSTON COLLEGE	02-22-14		18	2	7	.286	0	0	.000	1	2	.500	4	3	7	4.8	0	0	1	0
at Virginia	02-26-14		22	1	3	.333	0	0	.000	2	4	.500	4	2	6	4.8	4	0	0	1
at NC State	03-01-14	*	34	5	7	.714	0	0	.000	4	5	.800	6	7	13	5.1	5	1	0	1
at Clemson	03-04-14	*	23	1	1	1.000	0	0	.000	0	0	.000	0	2	2	5.0	4	0	0	0
WAKE FOREST	03-08-14		28	3	4	.750	0	0	.000	0	0	.000	4	5	9	5.1	3	0	1	0
vs Virginia Tech	03-12-14	*	37	1	2	.500	0	0	.000	3	4	.750	4	8	12	5.3	2	0	2	1



JAMES KELLY

Junior | Forward | 6-7 | 246

#35

Ann Arbor, Mich. | Owens CC | Pioneer HS

Kelly Season Highs

Points

Season: 18, at Charleston, 11/18/13
ACC: 12, vs. Virginia Tech, 12/8/13

Rebounds

Season: 9, vs. Virginia Tech, 12/8/13
ACC: 9, vs. Virginia Tech, 12/8/13

Assists

Season: 2 (2x) last vs. Texas Southern, 11/14/13
ACC: 1 (4x) last at Clemson, 3/4/14

Steals

Season: 2 (2x) last at Charleston, 11/18/13
ACC: 1 (4x) last at Virginia Tech, 2/15/14

Blocked Shots

Season: 2, at Cal State Fullerton, 11/29/13
ACC: 1 (2x) last vs. Duke, 1/22/14

Field Goals

Season: 7, vs. Texas Southern, 11/14/13
ACC: 5, vs. Virginia Tech, 12/8/13

Field Goal Attempts

Season: 14, vs. Virginia Tech, 12/8/13
ACC: 14, vs. Virginia Tech, 12/8/13

Free Throws

Season: 3 (3x) last vs. Duke, 1/22/14
ACC: 3, vs. Duke, 1/22/14

Free Throw Attempts

Season: 4 (3x) last vs. Duke, 1/22/14
ACC: 4, vs. Duke, 1/22/14

3-Point Field Goals

Season: 3 (3x) last at Virginia Tech, 2/15/14
ACC: 3, at Virginia Tech, 2/15/14

3-Point Field Goal Attempts

Season: 5, at Virginia Tech, 2/15/14
ACC: 5, at Virginia Tech, 2/15/14

Foul Disqualifications

Season: --
ACC: --

Minutes


Season: 35, vs. Arizona State, 12/1/13
ACC: 31, vs. Virginia Tech, 12/8/13

- Prior to game vs. ND, was suspended indefinitely for violating team rules. Reinstated for game at NC State (3/1).
- Missed games against Maryland and Norfolk State due to lower extremity injury.
- Grabbed a rebound in all but two games.
- Played 20+ minutes 14 times.
- Began playing organized basketball junior year of high school after four-inch growth spurt.
- Good touch, very explosive and athletic.
- Catch and shoot from three and midrange.
- Inside-out talent.
- Spending more and more time in the gym to learn the game.
- Came to UM without visiting campus. Impressed by coaching staff's care for his schoolwork and off-the-court life.
- Increased bench 235 to 315 in four months, after never lifting weights before.
- Approach vertical: 37.5 | Bench max: 315
- Teammates compare him to former Cane DeQuan Jones for his personality and athleticism.
- Suite/roommates with Manu Lecomte, Davon Reed and Dre Burnett.
- One of eight players on the team recruited by Larrañaga staff.
- Averaged 17.9 points, 10.0 rebounds, 1.0 assist, 1.5 steals and 1.5 blocks per game in two seasons at Owens. Totaled 1,219 points, 678 rebounds, 105 blocks, 104 steals and 70 assists. First player in program history to record 1,000 points, 600 rebounds, 100 steals and 100 blocks in his career. 38 career double-doubles.
- Led the Ohio Community College Athletic Conference (OCCAC) in scoring (21.1 ppg) and rebounding (11.4 rpg), third in blocks (1.6bpg) and fourth in steals (2.3spg).
- NJCAA D-II Second Team All-American as a sophomore.
- Played in NJCAA Division II tournament semifinals.
- Born James Leo Kelly August 12, 1993. Son of Darlene Ison and Desi Kelly. Brother to Desi Kelly, Jr.
- Majoring in liberal arts.
- Recruited by Michigan State, New Mexico, West Virginia and Clemson.
- Played AAU for the Michigan Warriors.

KELLY CAREER STATISTICS

Season	GP	GS	Min.	Avg.	FG	FGA	Pct.	3-Point FG	3-Point FGA	Pct.	Free Throws FT	Free Throws FTA	Pct.	Off.	Def.	Tot.	Avg.	PF	FO	Ast.	TO	Blk	Stl	Pts	Scoring Avg.
2013-14	26	11	479	18.4	65	134	.485	15	37	.405	18	27	.667	26	74	100	3.8	42	0	15	17	11	11	163	6.3

KELLY 2013-14			TOTAL			3-PTS			FREE THROWS			REBOUNDS													
Opponent	Date	GS	Min	FG	FGA	Pct	3FG	FGA	Pct	FT	FTA	Pct	Off	Def	Tot	Avg	PF	F0	A	TO	Blk	Stl	Pts	Avg	
SFB	11-08-13	5	0	0	.000	0	0	.000	0	0	.000	3	1	4	4.0	2	0	0	2	0	0	0	0.0		
GA. SOUTHERN	11-11-13	20	5	8	.625	0	1	.000	0	0	.000	2	0	2	3.0	2	0	2	0	0	1	10	5.0		
TEXAS SOUTHERN	11-14-13	28	7	11	.636	3	4	.750	0	0	.000	1	6	7	4.3	3	0	2	1	0	2	17	9.0		
at Charleston	11-18-13	*	33	6	9	.667	3	3	1.000	3	4	.750	0	4	4	4.3	2	0	1	0	1	2	18	11.3	
UCF	11-21-13	*	16	1	4	.250	0	2	.000	0	0	.000	2	2	4	4.2	3	0	1	1	1	0	2	9.4	
vs George Washington	11-28-13		28	5	9	.556	0	0	.000	1	2	.500	2	4	6	4.5	2	0	0	0	1	0	11	9.7	
at Cal State Fullerton	11-29-13	*	24	4	7	.571	1	2	.500	1	2	.500	1	6	7	4.9	3	0	1	0	2	0	10	9.7	
vs Arizona State	12-01-13	*	35	4	7	.571	0	2	.000	3	4	.750	0	6	6	5.0	3	0	1	1	1	0	11	9.9	
at Nebraska	12-04-13	*	28	1	4	.250	0	2	.000	0	0	.000	0	5	5	5.0	0	0	0	1	1	0	2	9.0	
VIRGINIA TECH	12-08-13	*	31	5	14	.357	0	1	.000	2	2	1.000	3	6	9	5.4	4	0	0	2	0	1	12	9.3	
at Savannah State	12-19-13	*	26	3	5	.600	0	1	.000	0	1	.000	2	6	8	5.6	0	0	1	2	0	1	6	9.0	
LA SALLE	12-22-13	*	20	4	7	.571	1	1	1.000	1	2	.500	0	3	3	5.4	1	0	0	2	1	1	10	9.1	
LOYOLA	12-30-13	*	29	5	8	.625	1	1	1.000	0	0	.000	2	4	6	5.5	2	0	1	0	1	0	11	9.2	
at Syracuse	01-04-14	*	28	4	5	.800	0	1	.000	0	0	.000	1	2	3	5.3	1	0	1	2	0	0	8	9.1	
at UNC	01-08-14	*	10	0	1	.000	0	1	.000	1	2	.500	0	1	1	5.0	2	0	0	0	1	1	1	8.6	
FLORIDA STATE	01-15-14		18	1	5	.200	1	3	.333	1	2	.500	3	1	4	4.9	2	0	0	1	0	1	4	8.3	
at Georgia Tech	01-18-14		3	0	0	.000	0	0	.000	0	0	.000	0	0	0	4.6	1	0	0	0	0	0	0	7.8	
DUKE	01-22-14		16	2	4	.500	1	2	.500	3	4	.750	0	2	2	4.5	1	0	0	1	1	0	8	7.8	
SYRACUSE	01-25-14		25	2	6	.333	0	0	.000	2	2	1.000	0	3	3	4.4	3	0	1	0	0	0	6	7.7	
PITTSBURGH	02-05-14		1	0	1	.000	0	1	.000	0	0	.000	0	1	1	4.3	0	0	0	0	0	0	0	7.4	
NC STATE	02-08-14		6	1	2	.500	0	0	.000	0	0	.000	1	1	2	4.1	0	0	0	1	0	0	2	7.1	
at Florida State	02-10-14		3	1	1	1.000	1	1	1.000	0	0	.000	0	0	0	4.0	0	0	0	0	0	0	3	6.9	
at Virginia Tech	02-15-14		21	3	8	.375	3	5	.600	0	0	.000	1	4	5	4.0	3	0	1	0	0	1	9	7.0	
at Clemson	03-04-14		9	1	4	.250	0	1	.000	0	0	.000	1	1	2	3.9	1	0	1	0	0	0	2	6.8	
WAKE FOREST	03-08-14		9	0	3	.000	0	1	.000	0	0	.000	1	3	4	3.9	1	0	0	0	0	0	0	6.5	
vs Virginia Tech	03-12-14		7	0	1	.000	0	1	.000	0	0	.000	0	2	2	3.8	0	0	1	0	0	0	0	6.3	



DONNAVAN KIRK #22

Graduate | Forward | 6-9 | 228

Pontiac, Mich. | DePaul | Detroit Country Day HS

- Out with lower left extremity injury sustained in practice 3/11.
- 10+ rebounds four times.
- Multiple blocks in 13 games.

MIAMI 2009-10			
Opposition	P	R	A
N.C. Central	4	4	0
Nova Southeastern	4	5	0
vs. Tulane	2	0	0
vs. UNC-W	0	0	0

MIAMI 2010-11			
Opposition	P	R	A
Jacksonville	0	0	0
at Memphis	6	4	0
N.C. Central	6	4	0
at Rutgers	0	0	0
McNeese State	4	3	0
at FGCU	6	6	0
Ole Miss	1	1	0
West Virginia	2	1	0
Stetson	6	0	0
vs UCF	4	1	0
vs Oral Roberts	0	0	0
vs Rice	0	0	0
vs Akron	0	1	0

DEPAUL 2011-12			
Opposition	P	R	A
vs Minnesota	2	0	0
vs Texas Tech	2	4	0
vs Arizona State	0	1	0
at Northern Illinois	0	2	0
Arkansas PB	6	6	0
Cal Poly	0	4	0
Syracuse	14	3	1
Pittsburgh	2	8	0
at Louisville	0	2	0
Georgetown	4	1	0
USF	0	1	0
at Rutgers	0	2	0
St. John's	6	2	0
at Cincinnati	0	3	1
Marquette	4	7	0
at Notre Dame	8	5	0
at St. John's	0	5	1
Louisville	11	4	1
at St. John's	6	5	0
Providence	4	11	0
at West Virginia	0	2	1
Seton Hall	8	8	0
vs Connecticut	4	6	0

DEPAUL 2012-13			
Opposition	P	R	A
UC Riverside	8	4	1
Gardner-Webb	8	2	0
Austin Peay	2	2	2
vs Wichita State	5	4	0
vs W. Kentucky	9	5	1
Fairfield	10	9	0
at Auburn	7	3	1
at Chicago State	3	3	0
Milwaukee	14	1	0
at Arizona State	2	2	1
Northern Ill.	2	0	1
UMBC	5	5	0
Loyola-Chicago	6	1	0
Seton Hall	2	1	0
at Providence	8	6	0
Cincinnati	4	4	0
St. John's	6	5	0
at Pittsburgh	3	3	0
at St. John's	6	6	1
Notre Dame	11	7	1
Villanova	3	4	1
at Marquette	16	4	1
at Notre Dame	16	4	0
Rutgers	11	7	0
at Georgetown	8	8	1
Connecticut	6	2	0
Louisville	2	9	0
at USF	5	2	0
at Syracuse	2	3	1
Pittsburgh	0	2	1
vs Rutgers	2	3	0

- Played 17 games at Miami before transferring to DePaul for redshirt sophomore season. Returned to Miami for graduate school after playing two full seasons for Blue Demons.
- Lean but strong athlete who benches 305 pounds.
- Approach vertical: 37.5 | Bench max: 305 | 185 test: 19
- Ability to score in and out, hitting shots from long range or in the paint.
- Exceptional shot-blocking timing.
- Very good student, earned B.S. in marketing with an emphasis in sales leadership from DePaul. Currently working on masters in community & social change at Miami.
- Block to foul ratio is notable.
- Nationally ranked in blocks after posting 50 blocks for DePaul a season ago.
- One of eight players on the team recruited by Larrañaga staff.
- Roommate with Garrius Adams both in 2009 and now.
- 12th in DePaul history with 82 blocked shots in a Blue Demon uniform.
- Played in just four games as a true freshman at Miami due to back injury. Earned the team's "Iron Man Award", in recognition of the UM men's basketball player who has exhibited dedication in the classroom, locker room and weight room.
- Participated in the 2009 Academic All-American Classic, featuring the country's top basketball players that also excelled in the classroom.
- Played AAU basketball for The Family.
- Recruited out of high school by Michigan State, USF and USC.
- Born Donnavan Lewis Kirk July 22, 1991. Son of Eric Kirk and Tanya Orr. Brother, Eric Jr. and two sisters, Paige and Bria.

Kirk Season / Career Highs

Points

Season: 21, vs. Florida State, 1/15/14
Career: 21, vs. Florida State, 1/15/14
ACC: 21, vs. Florida State, 1/15/14

Rebounds

Season: 11, (2x) last vs. Virginia Tech, 12/8/13
Career: 11 (2x) last vs. Virginia Tech, 12/8/13
ACC: 11, vs. Virginia Tech, 12/8/13

Assists

Season: 2, vs. UCF, 11/21/13
Career: 2 (2x) last vs. UCF, 11/21/13
ACC: 1 (2x) last vs. Pittsburgh, 2/5/14

Steals

Season: 2 (2x) last at Maryland, 1/29/14
Career: 2 (9x), last at Maryland, 1/29/14
ACC: 2, at Maryland, 1/29/14

Blocked Shots

Season: 4 (4x) last vs. Florida State, 1/15/14
Career: 8, vs. Providence 2/25/12
ACC: 4 (2x) vs. Florida State, 1/15/14

Field Goals

Season: 9, vs. Florida State, 1/15/14
Career: 9, vs. Florida State, 1/15/14
ACC: 9, vs. Florida State, 1/15/14

Field Goal Attempts

Season: 13, vs. Ga. Southern, 11/11/13
Career: 13 (2x) last vs. Ga. Southern, 11/11/13
ACC: 12, vs. Florida State, 1/15/14

Free Throws

Season: 6, vs. Norfolk State, 2/1/14
Career: 6, vs. Norfolk State, 2/1/14
ACC: 3, at Georgia Tech, 1/18/14

Free Throw Attempts

Season: 8, vs. Norfolk State, 2/3/14
Career: 8, vs. Norfolk State, 2/3/14
ACC: 4 (2x) last at Maryland, 1/29/14

3-Point Field Goals

Season: 3, vs. Florida State, 1/15/14
Career: 3, vs. Florida State, 1/15/14
ACC: 3, vs. Florida State, 1/15/14

3-Point Field Goal Attempts

Season: 4 (2x) last at Maryland, 1/29/14
Career: 4 (2x) last at Maryland, 1/29/14
ACC: 4 (2x) last at Maryland, 1/29/14

Foul Disqualifications

Season: 1, at North Carolina, 1/8/14
Career: 4, last vs. Providence 1/5/13
ACC: 1, at North Carolina, 1/8/14

Minutes

Season: 39, vs. GWU, 11/28/13
Career: 39 (2x) last vs. GWU, 11/28/13
ACC: 37, at Maryland, 1/29/14

KIRK MIAMI CAREER STATISTICS

Season	GP	GS	Min.	Avg.	FG	FGA	Pct.	3-Point	Free Throws	Rebounds	PF	FO	Ast.	TO	Blk	Stl	Pts.	Avg.
2009-10	4	0	26	6.5	4	7	.571	0	2	2	5	0	3	0	2	10	2.5	
2010-11	13	3	124	9.5	13	32	.406	0	9	10	18	0	14	4	2	35	2.7	
2013-14	30	28	800	26.7	93	204	.456	12	35	58	67	85	37	46	11	233	7.8	
TOTAL	47	31	950	20.2	110	243	.453	12	46	70	82	104	54	50	15	278	5.9	

DEPAUL STATS

2011-12	23	4	415	18.0	32	73	.438	3	9	.333	14	20	.700	31	61	92	4.0	60	3	5	11	32	10	81	3.5
2012-13	31	28	810	26.1	93	205	.454	12	40	.300	35	58	.603	67	87	154	5.0	62	1	5	39	46	11	233	7.5
TOTAL	48	31	960	20.0	110	244	.451	12	42	.286	46	70	.657	78	106	184	3.8	82	1	5	56	50	15	278	5.8

KIRK 2013-14

Opponent	Date	GS	Min	FG	FGA	Pct	3FG	FGA	Pct	FT	FTA	Pct	Off	Def	Tot	Avg	PF	FO	A	TO	Blk	Stl	Pts	Avg
SFB	11-08-13	*	35	6	8	.750	0	1	.000	4	6	.667	7	3	10	10.0	3	0	0	4	2	1	16	16.0
GA. SOUTHERN	11-11-13	*	36	7	13	.538	1	2	.500	3	3	1.000	5	5	10	10.0	1	0	0	1	3	1	18	17.0
TEXAS SOUTHERN	11-14-13	*	30	7	12	.583	0	2	.000	1	1	1.000	2	1	3	7.7	3	0	1	0	3	2	15	16.3
at Charleston	11-18-13	*	29	4	8	.500	1	1	1.000	0	0	.000	3	6	9	8.0	1	0	0	3	2	0	9	14.5
UCF	11-21-13	*	33	3	8	.375	0	2	.000	0	2	.000	1	4	5	7.4	1	0	2	0	1	1	6	12.8
vs George Washington	11-28-13	*	39	3	8	.375	0	0	.000	0	0	.000	2	9	11	8.0	2	0	0	2	4	0	6	11.7
at Cal State Fullerton	11-29-13	*	27	2	4	.500	0	0	.000	1	2	.500	2	0	2	7.1	3	0	0	2	1	0	5	10.7
vs Arizona State	12-01-13	*	28	3	9	.333	0	0	.000	1	1	1.000	2	1	3	6.6	2	0	0	2	2	0	7	10.3
at Nebraska	12-04-13	*	18	0	4	.000	0	1	.000	1	2	.500	1	3	4	6.3	4	0	0	1	1	1	1	9.2
VIRGINIA TECH	12-08-13	*	29	2	7	.286	0	1	.000	2	4	.500	4	7	11	6.8	1	0	0	3	2	0	6	8.9
at Savannah State	12-19-13	*	36	6	10	.600	1	1	1.000	2	3	.667	5	4	9	7.0	3	0	0	2	3	0	15	9.5
LA SALLE	12-22-13	*	35	4	9	.444	0	2	.000	1	2	.500	4	5	9	7.2	2	0	0	1	4	0	9	9.4
LOYOLA	12-30-13	*	17	5	9	.556	0	0	.000	2	5	.400	5	4	9	7.3	2	0	0	0	0	0	12	9.6
at Syracuse	01-04-14	*	30	1	3	.333	0	0	.000	0	0	.000	2	2	4	7.1	3	0	1	3	4	0	2	9.1
at UNC	01-08-14	*	20	3	5	.600	1	3	.333	0	0	.000	1	2	3	6.8	5	1	0	0	1	0	7	8.9
FLORIDA STATE	01-15-14	*	34	9	12	.750	3	4	.750	0	2	.000	4	1	5	6.7	4	0	0	1	4	1	21	9.7
at Georgia Tech	01-18-14	*	35	5	6	.833	1	2	.500	3	3	1.000	2	5	7	6.7	1	0	0	2	0	0	14	9.9
DUKE	01-22-14	*	29	5	11	.455	1	3	.333	0	0	.000	1	0	1	6.4	2	0	0	1	0	0	11	10.0
SYRACUSE	01-25-14	*	20	1	5	.200	0	1	.000	1	2	.500	0	1	1	6.1	2	0	0	1	1	0	3	9.6
at Maryland	01-29-14	*	37	3	8	.375	1	4	.250	2	4	.500	3	6	9	6.3	2	0	0	1	2	2	9	9.6
NORFOLK STATE	02-01-14	*	35	2	8	.250	0	2	.000	6	8	.750	1	6	7	6.3	1	0	0	0	3	1	10	9.6
PITTSBURGH	02-05-14	*	22	0	4	.000	0	1	.000	0	0	.000	0	2	2	6.1	1	0	1	1	1	1	0	9.2
NC STATE	02-08-14	*	16	0	6	.000	0	1	.000	1	2	.500	2	1	3	6.0	1	0	0	1	0	0	1	8.8
at Florida State	02-10-14	*	28	6	7	.857	2	2	1.000	2	2	1.000	0	1	1	5.8	3	0	0	1	1	0	16	9.1
at Virginia Tech	02-15-14	*	26	0	3	.000	0	3	.000	1	2	.500	3	3	6	5.8	1	0	0	0	0	0	1	8.8
NOTRE DAME	02-19-14	*	20	2	3	.667	0	0	.000	0	0	.000	1	0	1	5.6	1	0	0	0	0	0	4	8.6
BOSTON COLLEGE	02-22-14	*	16	2	6	.333	0	0	.000	1	2	.500	1	0	1	5.4	0	0	0	0	0	0	5	8.5
at Virginia	02-26-14	*	19	2	7	.286	0	1	.000	0	0	.000	2	1	3	5.3	3	0	0	2	0	0	4	8.3
at NC State	03-01-14	*	7	0	0	.000	0	0	.000	0	0	.000	0	0	0	5.1	1	0	0	1	0	0	0	8.0
at Clemson	03-04-14	*	14	0	1	.000	0	0	.000	0	0	.000	1	2	3	5.1	1	0	0	1	1	0	0	7.8
WAKE FOREST	03-08-14	*	10	0	1	.000	0	0	.000	0	0	.000	0	2	2	5.0	2	0	0	2	0	0	0	7.5



MANU LECOMTE

#20

Freshman | Guard | 5-11 | 159

Brussels, Belgium | Athene des Pagodes

Lecomte Season Highs

Points

Season: 19, at Maryland, 1/29/14
ACC: 19, at Maryland, 1/29/14

Rebounds

Season: 5 (3x), last vs. Wake Forest, 3/8/14
ACC: 5 (3x), last vs. Wake Forest, 3/8/14

Assists

Season: 7, at North Carolina, 1/8/14
ACC: 7, at North Carolina, 1/8/14

Steals

Season: 3, vs. Wake Forest, 3/8/14
ACC: 3, vs. Wake Forest, 3/8/14

Blocked Shots

Season: 1, vs. Ga. Southern, 11/11/13
ACC: --

Field Goals

Season: 8, at Maryland, 1/29/14
ACC: 8, at Maryland, 1/29/14

Field Goal Attempts

Season: 12, at Georgia Tech, 1/18/14
ACC: 12, at Georgia Tech, 1/18/14

Free Throws

Season: 6 (3x) last at Georgia Tech, 1/18/14
ACC: 6 (2x) last at Georgia Tech, 1/18/14

Free Throw Attempts

Season: 8, at North Carolina, 1/8/14
ACC: 8, at North Carolina, 1/8/14

3-Point Field Goals

Season: 3 (3x) last at NC State, 3/1/14
ACC: 3 (2x) last at NC State, 3/1/14

3-Point Field Goal Attempts

Season: 4 (6x) last vs. Virginia Tech, 3/12/14
ACC: 4 (2x) last at Maryland, 1/29/14

Foul Disqualifications

Season: --
ACC: --

Minutes


Season: 38, at North Carolina, 1/8/14
ACC: 38, at North Carolina, 1/8/14

- An assist in all but three games. Multiple assists 21 times and 4+ seven times.
- Hit multiple 3-pointers in eight games.
- Grabbed 4+ rebounds nine times.
- Team's only pure point guard. Can shoot the three or pull up for jumpers.
- Played as an amateur at the pro level in Belgium since he was 16.
- Head coach Larrañaga and assistant coach Michael Huger both played pro ball in Belgium.
- Young collegiate player, turning 18 in August of his freshman year at Miami.
- Very good shooter who averages in upper 60s in five minutes of threes drill.
- Adjusted well to American culture and has acclimated himself well to Miami.
- Did not visit campus before attending UM.
- Improved strength in short amount of time.
- Approach vertical: 35.5 | Bench max: 245 | 185 test: 11
- Very professional about his game, wants to improve, spends a lot of time working at it.
- One of eight players on the team recruited by Larrañaga staff
- Suite/roommates with James Kelly, Davon Reed and Dre Burnett.
- Born Emmanuel Lecomte [la-conn-t] Aug. 16, 1995. Goes by Manu [man-ew].
- Son of Philippe and Marie. Brother to Christina.
- First language is French. Mother is Cameroonian and father is Belgian.
- Played for second division Mons-Hainaut Belfius in Belgium where he averaged 12.4 points, 2.8 rebounds, and 3.2 assists per game
- Majoring in economics.
- Competed in Belgium's U16, U18 and U20 championships, most recently playing in the U18 European Championship, where he led his country in scoring with 12.0 ppg and 2.9 assists in eight outings.
- Also recruited by Gonzaga, Creighton and UAB.

LECOMTE CAREER STATISTICS

Season	GP	GS	Min.	Avg.	3-Point			Free Throws			Rebounds			Scoring		
					FG	FGA	Pct.	FT	FTA	Pct.	Off.	Def.	Tot.	Avg.	PF	FO
2013-14	32	16	898	28.1	83	197	.421	26	67	.388	54	70	.771	23	47	70

LECOMTE 2013-14		TOTAL			3-PTS			FREE THROWS			REBOUNDS					
Opponent	Date	GS	Min	FG	FGA	Pct	3FG	FGA	Pct	FT	FTA	Pct	Off	Def	Tot	Avg
SFB	11-08-13	*	34	3	10	.300	0	2	.000	3	4	.750	0	1	1	1.0
GA. SOUTHERN	11-11-13	*	36	4	8	.500	2	4	.500	2	2	1.000	1	3	4	2.5
TEXAS SOUTHERN	11-14-13	*	33	4	8	.500	2	4	.500	2	2	1.000	2	1	3	2.7
at Charleston	11-18-13	*	33	4	8	.500	0	0	.000	6	6	1.000	0	4	4	3.0
UCF	11-21-13	*	33	0	6	.000	0	2	.000	0	0	.000	0	0	0	2.4
vs George Washington	11-28-13	*	25	2	6	.333	1	2	.500	0	0	.000	2	0	2	2.3
at Cal State Fullerton	11-29-13		15	2	4	.500	0	2	.000	0	0	.000	0	3	3	2.4
vs Arizona State	12-01-13		10	1	3	.333	0	0	.000	0	0	.000	0	1	1	2.3
at Nebraska	12-04-13		23	2	4	.500	0	0	.000	1	3	.333	0	2	2	2.2
VIRGINIA TECH	12-08-13		27	3	8	.375	0	1	.000	1	2	.500	0	4	4	2.4
at Savannah State	12-19-13		32	2	3	.667	2	2	1.000	4	4	1.000	0	2	2	2.4
LA SALLE	12-22-13		28	2	6	.333	0	1	.000	1	2	.500	1	3	4	2.5
LOYOLA	12-30-13		20	2	3	.667	1	1	1.000	1	2	.500	0	0	0	2.3
at Syracuse	01-04-14		25	3	6	.500	2	4	.500	0	0	.000	0	0	0	2.1
at UNC	01-08-14		38	2	7	.286	1	1	1.000	6	8	.750	0	3	3	2.2
FLORIDA STATE	01-15-14	*	37	1	7	.143	0	2	.000	0	0	.000	0	1	1	2.1
at Georgia Tech	01-18-14	*	37	5	12	.417	0	3	.000	6	6	1.000	2	2	4	2.2
DUKE	01-22-14	*	23	1	2	.500	0	0	.000	2	2	1.000	0	0	0	2.1
SYRACUSE	01-25-14	*	20	1	2	.500	1	2	.500	0	0	.000	0	0	0	2.0
at Maryland	01-29-14	*	35	8	11	.727	3	4	.750	0	2	.000	0	0	0	1.9
NORFOLK STATE	02-01-14	*	28	4	6	.667	3	4	.750	2	2	1.000	2	1	3	2.0
PITTSBURGH	02-05-14	*	35	2	7	.286	0	3	.000	4	6	.667	3	2	5	2.1
NC STATE	02-08-14	*	29	4	10	.400	1	3	.333	4	6	.667	3	1	4	2.2
at Florida State	02-10-14		14	1	3	.333	0	0	.000	4	4	1.000	0	0	0	2.1
at Virginia Tech	02-15-14		19	0	5	.000	0	3	.000	0	0	.000	0	0	0	2.0
NOTRE DAME	02-19-14		22	3	5	.600	2	3	.667	0	0	.000	1	0	1	2.0
BOSTON COLLEGE	02-22-14		31	5	7	.714	1	2	.500	0	0	.000	1	2	3	2.0
at Virginia	02-26-14		28	1	5	.200	0	1	.000	1	2	.500	2	3	5	2.1
at NC State	03-01-14		36	4	6	.667	3	3	1.000	4	4	1.000	0	2	2	2.1
at Clemson	03-04-14	*	30	2	6	.333	0	2	.000	0	0	.000	1	1	2	2.1
WAKE FOREST	03-08-14		34	4	7	.571	1	2	.500	0	1	.000	2	3	5	2.2
vs Virginia Tech	03-12-14	*	28	1	6	.167	0	4	.000	0	0	.000	0	2	2	2.2



DAVON REED

Freshman | Guard | 6-6 | 208

#5

Ewing, N.J. | Princeton Day School (N.J.)

- Scored in last 15 of 16 games.
- Scored in double digits seven times this season.
- Hit a three in 10 of last 13 games.
- Has a rebound in all but five games.

- Focused. Structured. Determined. Competitive. True student of the game. Will do whatever it takes to win.
- Roommate James Kelly says Reed is the most organized and focused person he's ever met.
- A 3 guard who is playing out of position at the point for Miami.
- Improved bench 175 to 250 pounds in four months.
- Approach vertical: 40.5 | Bench max: 250 | 185 test: 11
- One of eight players on the team recruited by Larrañaga staff.
- Suite/roommates with Manu Lecomte, Davon Reed and Dre Burnett.
- Four-star swingman listed as a Top 100 player (No. 97) by Rivals.com and No. 78 in the Class of 2013 by ESPN
- Third-best talent in New Jersey and 18th best nationally at the shooting guard position, according to ESPN.com.
- Kevin Durant Skills Academy. McDonald's All-American candidate.
- 2,000 point scorer. Averaged 24 points and 10 rebounds as a senior.
- Youth Role Model Award from Join-Effort Princeton for both dedication to his community and excellence in his personal life.
- Born Davon Malcolm Reed June 11, 1995. Son of David Reed and Rose Reed. Brother to Miles.
- Majoring in sports administration
- Played AAU ball with Team Final.
- Chose Miami over offers from Wake Forest, Cincinnati, Xavier and Memphis.

Reed Season Highs

Points

Season: 19 vs. Arizona State, 12/1/13
ACC: 16, vs. Syracuse, 1/25/14

Rebounds

Season: 5 (2x) last vs. Virginia Tech, 12/8/13
ACC: 5, vs. Virginia Tech, 12/8/13

Assists

Season: 7, vs. Loyola, 12/30/13
ACC: 2, at Florida State, 2/10/14

Steals

Season: 2 (4x) last vs. Loyola, 12/30/13
ACC: 1 (5x) last at Virginia, 2/26/14

Blocked Shots

Season: 1 (4x) last at Florida State, 2/10/14
ACC: 1 (2x) last at Florida State, 2/10/14

Field Goals

Season: 7, vs. UCF, 11/21/13
ACC: 5, vs. Syracuse, 1/25/14

Field Goal Attempts

Season: 12, at Cal State Fullerton, 11/29/13
ACC: 10 (2x) last vs. Notre Dame, 2/19/14

Free Throws

Season: 5, vs. Loyola, 12/30/13
ACC: 4, vs. Notre Dame, 2/19/14

Free Throw Attempts

Season: 6, vs. Arizona State, 12/1/13
ACC: 4 (2x) last vs. Notre Dame, 2/19/14

3-Point Field Goals

Season: 5, vs. Arizona State, 12/1/13
ACC: 3, vs. Syracuse, 1/25/14

3-Point Field Goal Attempts

Season: 8, vs. Arizona State, 12/1/13
ACC: 6, at Virginia Tech, 2/15/14

Foul Disqualifications

Season: --
ACC: --


Minutes

Season: 36 (2x) last vs. Arizona State, 12/1/13
ACC: 32, vs. Virginia Tech, 12/8/13

REED CAREER STATISTICS

Season	GP	GS	Min.	Avg.	FG			3-Point			Free Throws			Rebounds				Scoring			
					FG	FGA	Pct.	FG	FGA	Pct.	FT	FTA	Pct.	Off.	Def.	Tot.	Avg.	PF	FO	Ast.	TO
2013-14	32	10	662	20.7	68	199	.342	39	108	.361	33	51	.647	12	43	55	1.7	51	0	37	43

REED 2013-14			TOTAL				3-PTS			FREE THROWS			REBOUNDS													
Opponent	Date	GS	Min	FG	FGA	Pct	3FG	FGA	Pct	FT	FTA	Pct	Off	Def	Tot	Avg	PF	F0	A	TO	Blk	Stl	Pts	Avg		
SFB	11-08-13		18	1	5	.200	0	1	.000	1	2	.500	0	1	1	1.0	1	0	0	0	0	1	3	3.0		
GA. SOUTHERN	11-11-13		21	1	5	.200	1	4	.250	4	4	1.000	0	1	1	1.0	4	0	2	1	0	0	7	5.0		
TEXAS SOUTHERN	11-14-13		27	4	8	.500	3	4	.750	0	1	.000	2	1	3	1.7	0	0	3	1	0	0	11	7.0		
at Charleston	11-18-13		26	1	6	.167	1	2	.500	0	0	.000	1	1	2	1.8	3	0	3	2	1	0	3	6.0		
UCF	11-21-13		26	7	10	.700	3	5	.600	0	0	.000	1	4	5	2.4	2	0	1	2	1	2	17	8.2		
vs George Washington	11-28-13		35	2	7	.286	2	5	.400	0	0	.000	0	2	2	2.3	2	0	2	3	0	2	6	7.8		
at Cal State Fullerton	11-29-13	*	36	4	12	.333	1	6	.167	0	2	.000	0	3	3	2.4	1	0	2	1	0	0	9	8.0		
vs Arizona State	12-01-13	*	36	5	10	.500	5	8	.625	4	6	.667	0	1	1	2.3	3	0	2	2	0	0	19	9.4		
at Nebraska	12-04-13	*	31	2	11	.182	1	6	.167	0	0	.000	1	1	2	2.2	2	0	2	2	0	2	5	8.9		
VIRGINIA TECH	12-08-13	*	32	4	10	.400	1	3	.333	1	2	.500	2	3	5	2.5	0	0	0	3	0	0	10	9.0		
at Savannah State	12-19-13	*	22	3	5	.600	1	2	.500	1	5	.200	0	1	1	2.4	2	0	1	3	0	1	8	8.9		
LA SALLE	12-22-13	*	25	3	8	.375	1	5	.200	1	1	1.000	0	0	0	2.2	2	0	4	1	0	0	8	8.8		
LOYOLA	12-30-13	*	31	1	6	.167	1	5	.200	5	5	1.000	0	2	2	2.2	0	0	7	3	0	2	8	8.8		
at Syracuse	01-04-14	*	20	1	3	.333	1	3	.333	2	2	1.000	0	0	0	2.0	1	0	1	1	0	0	5	8.5		
at UNC	01-08-14	*	10	0	3	.000	0	1	.000	0	0	.000	0	2	2	2.0	0	0	0	2	0	0	0	7.9		
FLORIDA STATE	01-15-14		14	0	4	.000	0	4	.000	0	0	.000	0	1	1	1.9	0	0	0	1	0	0	0	7.4		
at Georgia Tech	01-18-14		7	1	2	.500	0	0	.000	1	2	.500	0	0	0	1.8	1	0	0	1	0	0	3	7.2		
DUKE	01-22-14		15	1	4	.250	0	0	.000	0	1	.000	1	1	2	1.8	1	0	0	0	0	1	2	6.9		
SYRACUSE	01-25-14		25	5	8	.625	3	4	.750	3	3	1.000	0	2	2	1.8	3	0	0	2	1	0	16	7.4		
at Maryland	01-29-14		18	2	6	.333	1	3	.333	1	1	1.000	0	1	1	1.8	2	0	1	1	0	1	6	7.3		
NORFOLK STATE	02-01-14		19	1	5	.200	1	2	.500	1	2	.500	1	3	4	1.9	2	0	1	2	0	0	4	7.1		
PITTSBURGH	02-05-14	*	22	1	9	.111	1	3	.333	1	2	.500	0	3	3	2.0	2	0	1	1	0	1	4	7.0		
NC STATE	02-08-14		15	1	3	.333	1	3	.333	0	0	.000	0	1	1	1.9	4	0	1	3	0	0	3	6.8		
at Florida State	02-10-14		16	2	4	.500	0	1	.000	3	4	.750	1	1	2	1.9	0	0	2	0	1	0	7	6.8		
at Virginia Tech	02-15-14		9	2	8	.250	1	6	.167	0	0	.000	1	1	2	1.9	3	0	0	0	0	0	5	6.8		
NOTRE DAME	02-19-14		24	3	10	.300	2	4	.500	4	4	1.000	0	3	3	2.0	1	0	0	2	0	1	12	7.0		
BOSTON COLLEGE	02-22-14		14	0	1	.000	0	1	.000	0	0	.000	0	0	0	1.9	4	0	0	0	0	0	0	6.7		
at Virginia	02-26-14		16	1	8	.125	0	4	.000	0	2	.000	0	1	1	1.9	2	0	0	0	0	1	2	6.5		
at NC State	03-01-14		9	2	3	.667	1	1	1.000	0	0	.000	0	0	0	1.8	2	0	0	1	0	0	5	6.5		
at Clemson	03-04-14		13	1	4	.250	1	3	.333	0	0	.000	0	1	1	1.8	0	0	0	0	0	0	3	6.4		
WAKE FOREST	03-08-14		8	1	3	.333	1	2	.500	0	0	.000	1	0	1	1.7	0	0	1	0	0	0	3	6.3		
vs Virginia Tech	03-12-14		22	5	8	.625	4	7	.571	0	0	.000	0	1	1	1.7	1	0	0	2	0	0	14	6.5		



ERIK SWOOPE

Senior | Forward | 6-5 | 220

Lake Elsinore, Calif. | Harvard-Westlake

#21

Swoope Season / Career Highs

Points

Season: 15, at NC State, 3/1/14
Career: 15, at NC State, 3/1/14
ACC: 15, at NC State, 3/1/14

Rebounds

Season: 9, vs. Boston College, 2/22/14
Career: 9, vs. Boston College, 2/22/14
ACC: 9, vs. Boston College, 2/22/14

Assists

Season: 4, vs. Boston College, 2/22/14
Career: 4, vs. Boston College, 2/22/14
ACC: 4, vs. Boston College, 2/22/14

Steals

Season: 2 (2x) last at Virginia, 2/26/14
Career: 3 (3x) last vs. Rutgers 11/15/11
ACC: 3, vs. Florida State, 1/19/11

Blocked Shots

Season: 4, vs. Norfolk State, 2/3/14
Career: 4, vs. Norfolk State, 2/3/14
ACC: 2, vs. Pittsburgh, 2/5/14

Field Goals

Season: 7, at Clemson, 3/4/14
Career: 7, at Clemson, 3/4/14
ACC: 7, at Clemson, 3/4/14

Field Goal Attempts

Season: 10, at Clemson, 3/4/14
Career: 10, at Clemson, 3/4/14
ACC: 10, at Clemson, 3/4/14

Free Throws

Season: 9, at Virginia, 2/26/14
Career: 9, at Virginia, 2/26/14
ACC: 9, at Virginia, 2/26/14

Free Throw Attempts

Season: 10, at Virginia, 2/26/14
Career: 10, at Virginia, 2/26/14
ACC: 10, at Virginia, 2/26/14

3-Point Field Goals

Season: 1, at Nebraska, 12/4/13
Career: 1 (2x) last at Nebraska, 12/4/13
ACC: --

3-Point Field Goal Attempts

Season: 3, at Nebraska, 12/4/13
Career: 3, at Nebraska, 12/4/13
ACC: 1 (5x) last at Florida State, 2/10/14

Foul Disqualifications

Season: --
Career: 3 - 1 in 2010-11; 2 in 2011-12
ACC: --

Minutes

Season: 38, vs. Boston College, 2/22/14
Career: 38, vs. Boston College, 2/22/14
ACC: 38, vs. Boston College, 2/22/14

- Double-digit points in six-straight games.
- 18+ minutes in last 12 games.
- Made first start of senior season at Florida State.
- Grabbed a rebound in all but six outings.
- Broke out vs. BC posting career bests with 14 points (tied high), 9 rebounds, 4 assists, 5 field goals (tied), four made free throws (tied) and 38 minutes.
- Set new career high of 15 points two games later, at NC State.

- Extremely athletic, incredible physique, bouncy.
- Attacks basket with reckless abandon, and has ability to finish plays in traffic.
- Plays both the three and four positions. Plays bigger than his height.
- Studies Dennis Rodman videos to perfect his role as a rebounder and defender.
- Lost 20 pounds since March by swimming and rowing, but gained 25 pounds on bench press, up from 340 to 365 lbs.
- Squats 495 lbs.
- Spent time shooting this summer, improved free throw shooting.
- Focused, diligent worker.
- Approach vertical: 40 | Bench max: 365 | 185 test: 25
- Improved bench max 275 to 340 pounds, standing vertical jump 27.5 to 32 inches and 185 test 15 to 21 reps in junior season.
- One of four seniors not recruited by Larrañaga staff. (Akpejori, Brown, Swoope, Adams).
- Born Erik Hamilton Swoope [Swope] May 8, 1992. Son of Denise and Gerald Swoope. Brother to Devin Swoope.
- Majoring in economics.
- Practicing yoga for four years.
- 2011 ACC All-Academic Basketball Team.
- Rated as No. 41 power forward by ESPN.
- As a senior, averaged 21.8 points, 8.9 rebounds, 1.6 assists and 1.5 blocks per game, converting 74 percent from field and 71 percent from foul line.
- Played AAU basketball for Pump N' Run Elite.
- Attended same high school that produced NBA players Jason Collins (Atlanta Hawks) and Jarron Collins (Phoenix Suns).

2010-11					2011-12					2012-13				
Opposition	P	R	A		Opposition	P	R	A		Opposition	P	R	A	
Jacksonville	0	0	0		Tennessee Tech	11	6	1		Stetson	0	0	0	
at Memphis	1	0	0		Rutgers	6	8	1		at FGCU	0	0	0	
N.C. Central	4	6	1		UNF	8	3	1		Jacksonville	7	2	1	
at Rutgers	0	0	0		FGCU	4	3	0		Detroit	0	1	0	
McNeese St.	0	0	0		at Ole Miss	6	3	0		Charlotte	4	4	0	
at FGCU	0	1	0		at Purdue	4	1	1		at UCF	3	0	0	
UCF	0	0	0		UMass	6	2	1		at Hawai'i	0	0	0	
Oral Roberts	0	0	0		Memphis	2	4	0		vs. Arizona	0	0	0	
Rice	4	1	1		at West Virginia	0	3	2		La Salle	4	4	1	
Akron	3	3	0		vs. FAU	2	1	0		at Georgia Tech	0	1	0	
Pepperdine	13	4	1		at Charlotte	0	1	0		Maryland	0	0	0	
at Duke	6	2	0		Appalachian St.	2	0	0		at Boston College	0	4	0	
at Clemson	0	2	1		UNCG	0	0	0		Duke	1	0	0	
BC	4	1	0		at North Carolina	1	0	0		Florida State	2	1	0	
Florida St.	5	2	1		NC State	1	0	0		Boston College	0	1	0	
at NC State	0	0	0		at Boston College	0	0	0		North Carolina	0	1	0	
UNC	0	0	0		Maryland	0	2	0		at Florida State	2	0	0	
at Virginia Tech	0	0	0		Virginia Tech	0	0	0		at Clemson	2	3	0	
Georgia Tech	0	1	0		Wake Forest	0	0	0		at Wake Forest	4	2	0	
Virginia	0	1	0		Boston College	0	2	0		Virginia Tech	0	1	0	
at Wake Forest	0	1	0		at Georgia Tech	0	0	0		at Duke	0	2	1	
Duke	0	0	0		vs. Florida State	0	0	0		Clemson	0	0	0	
at UNCG	0	1	0		Minnesota	2	1	0		vs. Boston College	0	2	0	
at Florida St.	0	1	0							vs. NC State	0	1	0	
at Georgia Tech	0	2	0							vs. North Carolina	2	0	0	
Virginia	0	0	0							vs. Pacific	6	0	0	
FAU	0	0	0							vs. Marquette	6	2	0	
Missouri St.	0	0	0											
at Alabama	0	0	0											

SWOOPE CAREER STATISTICS

Season	GP	GS	Min.	Avg.	FG	FGA	Pct.	FG	FGA	Pct.	FT	FTA	Pct.	Off.	Def.	Tot.	Avg.	PF	FO	Ast.	TO	Blk	Stl	Pts.	Avg.
2010-11	29	9	189	6.5	11	25	.440	0	0	.000	18	30	.600	12	17	29	1.0	26	1	5	7	2	13	40	1.4
2011-12	23	8	269	11.7	23	46	.500	0	2	.000	8	17	.471	20	20	40	1.7	46	2	7	8	10	9	54	2.3
2012-13	27	0	161	6.0	18	28	.643	1	1	1.000	6	19	.316	16	16	32	1.2	18	0	3	3	2	4	43	1.6
2013-14	30	9	535	17.8	52	101	.515	1	7	.143	43	64	.672	27	54	81	2.7	45	0	16	11	11	11	148	4.9
TOTAL	109	26	1154	10.6	104	200	.520	2	10	.200	75	130	.577	75	107	182	1.7	135	3	31	29	25	37	285	2.6

SWOOPE 2013-14

Opponent	Date	GS	Min	FG	FGA	Pct	3FG	FGA	Pct	FT	FTA	Pct	Off	Def	Tot	Avg	PF	FO	A	TO	Blk	Stl	Pts	Avg
SFB	11-08-13	23	0	3	.000	0	0	.000	2	2	1.000	1	3	4	4.0	3	0	0	0	0	0	0	2	2.0
GA. SOUTHERN	11-11-13	16	2	5	.400	0	0	.000	2	2	1.000	1	2	3	3.5	2	0	1	0	0	0	0	6	4.0
TEXAS SOUTHERN	11-14-13	5	0	1	.000	0	0	.000	0	0	.000	0	2	2	3.0	1	0	0	0	0	0	0	0	2.7
at Charleston	11-18-13	5	0	1	.000	0	0	.000	0	0	.000	0	0	0	2.3	1	0	0	0	0	0	0	0	2.0
UCF	11-21-13	6	0	0	.000	0	0	.000	0	0	.000	0	1	1	2.0	0	0	0	0	0	0	1	0	1.6
vs George Washington	11-28-13	3	0	0	.000	0	0	.000	0	0	.000	0	0	0	1.7	1	0	0	0	0	0	0	0	1.3
at Cal State Fullerton	11-29-13	9	0	0	.000	0	0	.000	0	2	.000	0	2	2	1.7	0	0	0	1	0	0	0	0	1.1
vs Arizona State	12-01-13	13	1	1	1.000	0	0	.000	1	1	1.000	0	0	0	1.5	1	0	0	0	0	0	0	3	1.4
at Nebraska	12-04-13	8	2	5	.400	1	3	.333	0	0	.000	0	2	2	1.6	0	0	0	0	0	0	0	5	1.8
VIRGINIA TECH	12-08-13	4	0	0	.000	0	0	.000	0	0	.000	1	1	2	1.6	0	0	1	0	0	0	0	0	1.6
LOYOLA	12-30-13	12	1	1	1.000	0	0	.000	1	2	.500	0	1	1	1.5	0	0	0	2	1	0	0	3	1.7
at Syracuse	01-04-14	5	0	1	.000	0	0	.000	0	0	.000	0	0	0	1.4	0	0	0	0	0	0	0	0	1.6
at UNC	01-08-14	25	5	8	.625	0	1	.000	4	4	1.000	1	3	4	1.6	2	0	1	2	1	2	14	2.5	
FLORIDA STATE	01-15-14	9	0	2	.000	0	1	.000	0	0	.000	1	0	1	1.6	1	0	0	0	0	0	0	0	2.4
at Georgia Tech	01-18-14	14	2	4	.500	0	1	.000	1	2	.500	1	2	3	1.7	4	0	0	0	0	0	0	5	2.5
DUKE	01-22-14	21	0	3	.000	0	0	.000	3	6	.500	2	2	4	1.8	0	0	1	0	0	0	0	3	2.6
SYRACUSE	01-25-14	3	0	2	.000	0	0	.000	0	0	.000	0	0	0	1.7	1	0	0	0	0	0	0	0	2.4
at Maryland	01-29-14	5	0	0	.000	0	0	.000	0	0	.000	0	0	0	1.6	1	0	0	0	0	0	1	0	2.3
NORFOLK STATE	02-01-14	21	2	2	1.000	0	0	.000	2	4	.500	2	1	3	1.7	2	0	0	0	4	1	0	6	2.5
PITTSBURGH	02-05-14	34	3	3	1.000	0	0	.000	1	3	.333	3	2	5	1.9	3	0	1	0	2	0	0	7	2.7
NC STATE	02-08-14	24	1	2	.500	0	0	.000	1	2	.500	1	3	4	2.0	3	0	1	0	0	0	0	3	2.7
at Florida State	02-10-14	* 25	0	3	.000	0	1	.000	0	0	.000	0	1	1	1.9	2	0	2	0	0	0	1	0	2.6
at Virginia Tech	02-15-14	* 18	2	5	.400	0	0	.000	0	2	.000	3	1	4	2.0	1	0	0	0	0	0	0	4	2.7
NOTRE DAME	02-19-14	* 30	2	4	.500	0	0	.000	3	4	.750	1	2	3	2.0	3	0	0	1	1	0	0	7	2.8
BOSTON COLLEGE	02-22-14	* 38	5	8	.625	0	0	.000	4	6	.667	1	8	9	2.3	2	0	4	0	0	0	1	14	3.3
at Virginia	02-26-14	* 25	2	5	.400	0	0	.000	9	10	.900	1	1	2	2.3	3	0	0	0	0	0	2	13	3.7
at NC State	03-01-14	* 37	6	8	.750	0	0	.000	3	3	1.000	2	4	6	2.4	3	0	1	1	1	0	0	15	4.1
at Clemson	03-04-14	* 34	7	10	.700	0	0	.000	0	0	.000	3	2	5	2.5	1	0	1	2	0	1	0	14	4.4
WAKE FOREST	03-08-14	* 30	4	6	.667	0	0	.000	2	4	.500	0	2	2	2.5	2	0	2	1	0	0	0	10	4.6
vs Virginia Tech	03-12-14	* 33	5	8	.625	0	0	.000	4	5	.800	2	6	8	2.7	2	0	0	1	1	1	0	14	4.9



SHELDON McCLELLAN

Junior | Guard | 6-5 | 206

Houston, Texas | University of Texas | Bellaire

As a Sophomore (2012-13): Played in 34 games with 15 starts ... Averaged 13.5 points, 3.9 rebounds, 0.9 assists, 0.8 steals ... Shot 38.2 percent from the field, 27.3 percent from distance and 83.3 percent at the line ... Season-high 27 points scored at Texas Tech on March 9.

As a Freshman (2011-12): Played in all 34 games with nine starts ... Second on the team in scoring (11.3 ppg) while converting 44.8 percent from the floor (129-of-288) and 75.6 percent from the free throw line (90-of-119) ... Topped the 20-point mark twice ... Double figures in scoring in 21 games ... Averaged 12.5 points in 26.1 minutes per game while hitting 54-of-118 (45.8) field goals over the last 12 contests of the season.

High School: No. 47 prospect nationally in the ESPNU 100 and No. 60 prospect by Rivals.com following senior season ... Averaged a team-best 25.6 points, 7.2 rebounds, 5.0 assists and 2.0 steals per game while helping Bellaire to a 20-9 mark and the first round of the Class 5A state playoffs ... Career-high 56 points in the season-opening win against Booker T. Washington ... Averaged 20 points per game while leading Bellaire to a 35-2 record and a trip to the Class 5A regional finals in his junior season ... Coached by Bruce Glover.

Personal: Born Dec. 21, 1992 in Houston, Texas ... Full name is Sheldon Reeves McClellan ... Son of Angel Johnson (mother) ... Brother to Justin Jones ... Majoring in liberal arts ... Played AAU for Houston Select ... Cousin Jawaan McClellan played basketball for Arizona and professionally overseas ... Favorite food is a homemade sloppy joe.

McClellan Season / Career Highs

Points

Career: 27, at Texas Tech, 3/9/13

Rebounds

Career: 9, Rice, 12/29/12

Assists

Career: 3 (4x), last at Oklahoma 2/27/13

Steals

Career: 4, at Kansas, 2/16/13

Blocked Shots

Career: 1 (6x), last at Houston 3/20/13

Field Goals

Career: 10 (2x), last at Oklahoma, 1/21/13

Field Goal Attempts

Career: 20, at Oklahoma, 1/21/13

Free Throws

Career: 14, vs. Fresno State, 11/9/12

Free Throw Attempts

Career: 14, vs. Fresno State, 11/9/12

3-Point Field Goals

Career: 4 (2x), last vs. Miss State, 11/21/12

3-Point Field Goal Attempts

Career: 9, vs. Oklahoma 2/29/12

Minutes

Career: 41, at Baylor 1/5/13

2011-12


Opposition	P	R	A
Boston Univ.	6	1	2
Rhode Island	10	2	0
vs Oregon State	12	5	1
vs NC State	16	3	0
Sam Houston St.	12	6	0
North Texas	8	1	0
at UCLA	8	2	0
UT Arlington	23	6	0
Texas State	13	6	1
Nichols State	12	3	1
Temple	6	8	0
at North Carolina	16	2	0
Rice	19	2	0
at Iowa State	14	4	0
Oklahoma State	6	4	1
Texas A&M	7	0	1
at Missouri	6	3	2
at Kansas State	19	3	2
Kansas	11	5	1
Iowa State	5	2	1
at Baylor	2	0	1
Missouri	2	3	0
Texas Tech	17	3	1
at Texas A&M	15	3	0
Kansas State	11	7	0
at Oklahoma	13	5	0
at Oklahoma St.	15	2	0
Baylor	13	5	0
at Texas Tech	7	3	1
Oklahoma	24	3	0
at Kansas	6	2	2
vs Iowa State	9	2	0
vs Missouri	10	4	0
vs Cincinnati	10	2	3

2012-13

Opposition	P	R	A
Fresno State	20	2	0
Coppin State	25	2	1
vs Chaminade	14	1	1
vs USC	11	7	1
vs Mississippi St.	19	5	0
Sam Houston St.	16	8	0
UT Arlington	14	5	1
vs Georgetown	12	4	0
vs UCLA	12	2	3
Texas State	10	8	2
North Carolina	18	6	3
at Michigan St.	13	2	0
Rice	14	9	0
at Baylor	21	5	2
West Virginia	9	5	0
at Iowa State	0	0	0
Kansas	18	1	1
at Oklahoma	25	4	2
Texas Tech	10	3	0
at Kansas State	15	4	1
TCU	15	3	0
at West Virginia	14	8	1
Oklahoma State	4	2	0
Iowa State	18	8	0
at Kansas	7	4	0
at TCU	0	0	0
Kansas State	15	5	1
Oklahoma	18	8	3
at Oklahoma St.	0	2	0
Baylor	23	1	0
at Texas Tech	27	4	2
vs TCU	12	1	1
vs Kansas State	5	1	1
at Houston	6	2	2

MCCLELLAN CAREER STATISTICS

Season	GP	GS	Min.	Avg.	FG	FGA	Pct.	3-Point FG	3-Point FGA	3-Point Pct.	FT	FTA	Pct.	Off.	Def.	Tot.	Avg.	PF	FO	Ast.	TO	Blk	Stl	Pts.	Avg.
2011-12	34	9	879	25.9	129	288	.448	35	113	.310	90	119	.756	39	73	112	3.3	34	0	21	30	3	35	383	11.3
2012-13	34	15	929	27.3	136	356	.382	33	121	.273	155	186	.833	36	96	132	3.9	28	0	29	57	3	28	460	13.5
TOTAL	68	24	1808	26.6	265	644	.411	68	234	.291	245	305	.803	75	169	244	3.6	62	0	50	87	6	63	843	12.4



ANGEL RODRIGUEZ

Junior | Guard | 5-11 | 181

Cupey, P.R. | Kansas State University | Miami Krop HS

As a Sophomore (2012-13): NABC District 8 second team ... All-Big 12 Second Team ... Big 12 All-Defensive Team ... Phillips 66 All-Championship Team ... Big 12 Co-Champions ... Phillips 66 co-Big 12 Player of the Week (Feb. 18) ... Averaged 11.4 points on 36.1 percent shooting, including 34.4 percent from 3-point range, to go with 5.2 assists, 2.1 rebounds and 1.5 steals in 28.2 minutes per game ... Started all 33 games ... Hit 82.6 percent at the free throw line and posted a 2.2 assist to turnover ratio ... Led the Wildcats in 3-point field goals (55), assists (173) and steals (50) ... Second on team in scoring (11.4 ppg.), double-digit scoring games (23) and minutes per game (28.2) ... Among Top 5 in the Big 12 in assist-to-turnover ratio (second), assists (third), free throw percentage (third) and steals (fourth) ... 173 assists are second-most in a single season at K-State ... 5.24 assists per game average and 2.22 assist-to-turnover ratio rank fifth in school history ... Earned Jack Hartman Top Defensive Player and the Ernie Barrett Play Hard team awards.

As a Freshman (2011-12): Saw action in 32 games with 17 starts as a true freshman ... 17 starts all came in the last 17 games ... Fall 2011 Big 12 Commissioner's Honor Roll ... Averaged 8.3 points on 36 percent shooting (80-of-222), including 31.7 percent (32-of-101) from 3-point range, with 3.2 assists, 2.5 rebounds and 1.3 steals in 21.7 minutes per game ... Ranked among the Top 5 in seven categories, first in assists and steals, third in field goal attempts, 3-point field goals, free throws and fourth in scoring and minutes ... First freshman to pace the team in both assists and steals since Steve Henson in 1986-87 ... Ranked 11th in the Big 12 in assists, steals and assist-to-turnover ratio (1.2) ... One of just two freshmen in the league to rank in Top 15 in all three categories ... 14 double-digit points efforts ... Led the team in scoring in five games, including a season-best 17 points vs. Southern Illinois (12/22/11) ... Connected on at least two 3-point field goals in nine games, including a season-high five vs. Southern Illinois (12/22/11) ... Had a season-high six rebounds in a win at Oklahoma State (1/21/12) ... Paced the squad in assists in a team-best 13 games, including 12 in Big 12 play ... Dished out a season-best eight vs. Iowa State (2/25/12) ... Had at least five assists in eight games ... Nabbed at least one steal in 21 games, including a season-best four at Baylor (2/18/12) and Iowa State (2/25/12) ... Averaged 8.2 points on 39.1 percent shooting (45-of-115), including 31.1 percent (14-of-45), with 3.8 assists, 2.6 rebounds and 1.6 steals per game in Big 12 play ... Ranked among the Top 5 on the team in six categories in Big 12 play, including first in assists and steals, third in scoring, field goals and 3-point field goals and fourth in minutes ... Placed in the Top 10 in the Big 12 in assists (eighth), steals (fourth) and assist-to-turnover ratio (10th), the only Big 12 freshman to rank among the Top 10 in all three categories ... Started the Big 12 Championship Quarterfinal game vs. Baylor (3/8/12) and both NCAA Tournament games, the only freshman to do so on the squad ... Finished the year with double-digit points in five of the last six games ... Coached by Frank Martin.

High School: No. 4 prospect in the state of Florida by FloridaHoops.com ... A three-year letterman at Dr. Michael Krop High School in Miami, Fla. ... Averaged 23 points and six assists as a senior ... Named first team All-Class 6A by the Florida Association of Basketball Coaches (FABC) ... All-Dade County team by the Miami Herald ... Had the steal and game-winning basket in a 57-55 win over Hialeah-Miami Lakes and future Kansas State teammate Adrian Diaz to capture the District 13-6A title ... Posted 32 points against Carol City (2/10/11) in the District 13-6A semifinals ... Helped the Lightning to a 26-6 record and its first trip to the Class 6A state final four as a junior in 2009-10 ... Averaged 20.9 points, seven assists and 3.9 rebounds as a junior ... Miami Herald's 2009-10 Class 6A Player of the Year ... First team all-state ... Second team All-Florida (all classifications) ... First team All-Class 6A by FloridaHoops.com as a junior ... Collected a team-high 23 points and eight rebounds in the loss to Orlando Dr. Phillips in the state semifinals ... Posted 39 points in the Regional Final win over Columbus ... 38 points in a win over Arlington Country Day ... Led the team in scoring and assists as a sophomore en route to guiding the Lightning to district title ... First team All-Dade County by the Miami Herald ... Injured knee during the summer after senior year of high school ... Coached by Marcos "Shakey" Rodriguez.

Personal: Angel Daniel Rodriguez Tricoche was born Dec. 5, 1992, in San Juan, Puerto Rico ... Left Puerto Rico at age 15 to come to the U.S. to play basketball ... Mother is Jacqueline Tricoche ... Has two younger brothers, Luis Rivera and Yaniel Rivera ... Cousin, Javi Gonzalez, played three seasons (2007-10) at N.C. State ... Received scholarship offers from a number of schools, including Louisville, Florida and N.C. State ... Major is sports administration ... Enjoys singing and watching reality TV.

RODRIGUEZ CAREER STATISTICS

Season	GP	GS	Min.	Avg.	FG	FGA	Pct.	3-Point FG	3-Point FGA	3-Point Pct.	FT	FTA	Pct.	Off.	Def.	Tot.	Avg.	PF	FO	Ast.	TO	Blk	Stl	Pts.	Avg.
2011-12	32	7	694	21.7	80	222	.360	32	101	.317	73	106	.689	18	61	79	2.5	89	4	101	85	1	41	265	8.3
2012-13	33	33	930	28.2	115	319	.361	55	160	.344	90	109	.826	18	51	69	2.1	70	1	173	78	0	50	375	11.4
Totals	65	40	1,624	25.0	195	541	.360	87	261	.333	163	215	.758	36	112	148	2.3	159	5	274	163	1	91	640	9.8



DEANDRE BURNETT

Freshman | Guard | 6-2 | 191


#1

Miami, Fla. | Carol City HS

As a Freshman (2013-14): Injured left wrist in early November and is expected to redshirt freshman season.

High School: A 2012 *Parade All-American*, one of only two players from the state of Florida and one of five Atlantic Coast Conference recruits to earn the honor ... Third in the nation in scoring as a high school senior ... As a senior, averaged 37 ppg, 5 apg, and 6 rpg ... Notched 45 points three times in his final prep season ... Recorded 25 points and 11 assists in first game Coach L saw him play ... Class AA Player of the Year ... All-state ... First team Miami-Dade County ... As a junior, averaged 28 ppg ... Played for Barry Robinson at Carol City High School ... Earned varsity letters all four years ... On academic on honor roll ... Played final year at Massanutten Military Academy in Virginia.

Personal: Name is Deandre, but goes by Dre ... Born January 21, 1994 ... Son of Varondria Burnett and James Cook ... Brother to Dalvin, James, Daneisha, Jamiya, and Jameisha ... Grew up a Canes fan ... Also recruited by South Carolina, Ole Miss, Marshall, Virginia, and La Salle ... Majoring in sports administration ... Played AAU for Team U ... Larranaga's third signee from the state of Florida, joining former Hurricane Shane Larkin (Dr. Phillips) and current sophomore Tonye Jekiri (Champagnat).



MIKE FERNANDEZ

Freshman | Guard | 6-1 | 189

#11


Coral Gables, Fla. | Belen Jesuit

High School: All-Dade county team honorable mention two years .. Dade vs. Palm Beach County all-star game ... Averaged 8.0 ppg senior year ... Hit 40 percent of field goals senior year ... Three-year varsity letterman ... Two-year starter at guard ... Coached by Jose Roca ... Honor roll ... Played water polo, winning second place at state ... Also on track team.

Personal: Born Michael Brandon Fernandez April 5, 1995 ... Son of Ilena and Joaquin Novoa and Mike and Constance Fernandez ... Brother to George, Alexander, Cristofer and Michelle Fernandez, and Joaquin Novoa ... Majoring in finance ... First language is Spanish ... Played AAU for Gold Coast: Team Miami ... Recruited by Cornell University.

Fernandez Season Highs

Minutes
Season: 2, vs. Loyola, 12/30/13



JUSTIN HELLER

Senior | Guard | 6-2 | 177

#12

Boca Raton, Fla. | West Boca Raton Community

ACC Academic Honor Roll

As a Senior (2013-14): Put on scholarship for his final semester as a Cane ... Scored first two points of the season with a 15-foot jumper vs. Boston College.

As a Junior (2012-13): ACC Academic Honor Roll ... Walk on who played in nine games ... In three minutes against Charlotte grabbed three rebounds and scored two points ... Pulled down a board and notched an assist vs. Florida State.

As a Sophomore (2011-12): Played in seven games, including four ACC matchups ... Attempted two shots, including one three pointer ... Grabbed a pair of defensive rebounds ... Season highs include one field goal attempt against Boston College and Wake Forest, one three-point attempt vs. Boston College, two rebounds against Appalachian State and two minutes vs. App State ... Book Buster (3.0 GPA) ... Athletics Director Honor Roll (3.2 GPA).

As a Freshman (2010-11): Walked onto the team... Practiced, but did not see any game time.

High School: After transferring to West Boca, played one year of varsity basketball for the Bulls... Among top 30 three-point scorers in Palm Beach County in 2009-10... The Bulls were the only team to beat powerhouse Dwyer, the top-ranked high school in the county, with an 82-73 victory.

Personal: Born Justin Ryan Heller on Dec. 26, 1991 ... Son of Neal Heller and Liz Heller ... Brother to Anthony Anderson ... Majoring in business, with aspirations of becoming a CEO... Recruited by American and North Florida ... Nickname is J-Hell.

2011-12				2012-13			
Opposition	P	R	A	Opposition	P	R	A
at Charlotte	0	0	0	Jacksonville	0	0	0
Appalachian St.	0	2	0	Charlotte	2	3	0
at Boston College	0	0	0	at UCF	0	0	1
Virginia Tech	0	0	0	at Hawai'i	0	0	0
Wake Forest	0	0	0	Duke	0	0	0
Boston College	0	0	0	Florida State	0	1	1
Minnesota	0	0	0	Boston College	0	0	0
				North Carolina	0	0	0
				vs. Pacific	0	0	0

Heller Season / Career Highs

Points
Season: 2, vs. Boston College, 2/22/14
Career: 2 (2x) last vs. Boston College, 2/22/14

Rebounds
Season: 1, vs. Loyola, 12/30/13
Career: 3, vs. Charlotte, 12/14/12

Assists
Season: --
Career: 1 (2x) last vs. Florida State, 1/27/13

Steals
Season: --
Career: --

Blocked Shots
Season: --
Career: --

Field Goals
Season: 1, vs. Boston College, 2/22/14
Career: 1 (2x) last vs. Boston College, 2/22/14

Field Goal Attempts
Season: 2, vs. Wake Forest, 3/8/14
Career: 2, vs. Wake Forest, 3/8/14

Free Throws
Season: --
Career: --

Free Throw Attempts
Season: --
Career: 2, vs. Charlotte, 12/14/12

3-Point Field Goals
Season: --
Career: --

3-Point Field Goal Attempts
Season: --
Career: 1 (2x) last vs. Florida State, 1/27/13

Foul Disqualifications
Season: --
Career: --

Minutes
Season: 2, vs. Loyola, 12/30/13
Career: 3, vs. Charlotte, 12/14/12

2013-14 Miami Men's Basketball
University of Miami Combined Team Statistics (as of Mar 12, 2014)
All games

RECORD:	OVERALL	HOME	AWAY	NEUTRAL
ALL GAMES	17-15	8-8	7-6	2-1
CONFERENCE	7-11	3-6	4-5	0-0
NON-CONFERENCE	10-4	5-2	3-1	2-1

#	Player	gp-gs	min	avg	Total		3-Point		F-Throw		Rebounds				pf	dq	a	to	blk	stl	pts	avg
					fg-fga	fg%	3fg-fga	3fg%	ft-fa	ft%	off	def	tot	avg								
15	Rion Brown	32-31	1127	35.2	166-388	.428	62-194	.320	97-129	.752	46	143	189	5.9	58	0	75	47	4	26	491	15.3
25	Garrius Adams	32-32	1070	33.4	104-283	.367	28-108	.259	94-138	.681	25	125	150	4.7	60	1	92	59	5	41	330	10.3
20	Manu Lecomte	32-16	898	28.1	83-197	.421	26-67	.388	54-70	.771	23	47	70	2.2	60	0	77	57	1	21	246	7.7
22	Donnavan Kirk	31-28	810	26.1	93-205	.454	12-40	.300	35-58	.603	67	87	154	5.0	62	1	5	39	46	11	233	7.5
05	Davon Reed	32-10	662	20.7	68-199	.342	39-108	.361	33-51	.647	12	43	55	1.7	51	0	37	43	4	15	208	6.5
35	James Kelly	26-11	479	18.4	65-134	.485	15-37	.405	18-27	.667	26	74	100	3.8	42	0	15	17	11	11	163	6.3
21	Erik Swoope	30-9	535	17.8	52-101	.515	1-7	.143	43-64	.672	27	54	81	2.7	45	0	16	11	11	11	148	4.9
23	Tonye Jekiri	32-15	676	21.1	55-122	.451	0-0	.000	23-41	.561	64	107	171	5.3	84	5	21	28	27	21	133	4.2
04	Raphael Akpejori	24-7	256	10.7	4-14	.286	0-0	.000	9-15	.600	13	28	41	1.7	39	1	2	7	11	1	17	0.7
12	Justin Heller	5-1	6	1.2	1-4	.250	0-3	.000	0-0	.000	0	1	1	0.2	1	0	0	1	0	0	2	0.4
03	Steve Sorenson	2-0	2	1.0	0-0	.000	0-0	.000	0-0	.000	0	0	0	0.0	0	0	0	0	0	0	0	0.0
11	Mike Fernandez	3-0	4	1.3	0-0	.000	0-0	.000	0-0	.000	0	0	0	0.0	0	0	0	3	0	0	0	0.0
Team											48	49	97					8				
Total.....		32	6525		691-1647	.420	183-564	.324	406-593	.685	351	758	1109	34.7	502	8	340	320	120	158	1971	61.6
Opponents.....		32	6525		671-1660	.404	216-610	.354	339-515	.658	329	704	1033	32.3	521	5	356	314	88	154	1897	59.3

TEAM STATISTICS	UM	OPP
SCORING	1971	1897
Points per game	61.6	59.3
Scoring margin	+2.3	-
FIELD GOALS-ATT	691-1647	671-1660
Field goal pct	.420	.404
3 POINT FG-ATT	183-564	216-610
3-point FG pct	.324	.354
3-pt FG made per game	5.7	6.8
FREE THROWS-ATT	406-593	339-515
Free throw pct	.685	.658
F-Throws made per game	12.7	10.6
REBOUNDS	1109	1033
Rebounds per game	34.7	32.3
Rebounding margin	+2.4	-
ASSISTS	340	356
Assists per game	10.6	11.1
TURNOVERS	320	314
Turnovers per game	10.0	9.8
Turnover margin	-0.2	-
Assist/turnover ratio	1.1	1.1
STEALS	158	154
Steals per game	4.9	4.8
BLOCKS	120	88
Blocks per game	3.8	2.8
ATTENDANCE	92424	137408
Home games-Avg/Game	16-5776	13-9957
Neutral site-Avg/Game	-	3-2658

Score by Periods	1st	2nd	OT	Totals
University of Miami	921	1013	37	1971
Opponents	830	1014	53	1897

Date	Opponent		Score	Att.
11-08-13	ST. FRANCIS BROOKLYN	Lot	62-66	6060
11-11-13	GEORGIA SOUTHERN	Wot	81-80	4654
11-14-13	TEXAS SOUTHERN	W	84-69	4728
\$ 11-18-13	at College of Charleston	W	70-54	4018
11-21-13	UCF	L	58-63	4895
& 11-28-13	vs George Washington	Lot	63-71	1966
& 11-29-13	at Cal State Fullerton	W	48-46	1857
& 12-01-13	vs Arizona State	W	60-57	6007
12-04-13	at Nebraska	L	49-60	15088
* 12-08-13	VIRGINIA TECH	Lot	60-61	6270
12-19-13	at Savannah State	W	68-51	3370
12-22-13	LA SALLE	W	71-58	4837
12-30-13	LOYOLA	W	71-48	5166
* 01-04-14	at Syracuse	L	44-49	21839
* 01-08-14	at North Carolina	W	63-57	17569
* 01-15-14	FLORIDA STATE	L	53-63	7413
* 01-18-14	at Georgia Tech	W	56-42	8072
* 01-22-14	DUKE	L	46-67	7972
* 01-25-14	SYRACUSE	L	52-64	7122
* 01-29-14	at Maryland	L	71-74	12061
02-01-14	NORFOLK STATE	W	64-49	5127
* 02-05-14	PITTSBURGH	Lot	55-59	5053
* 02-08-14	NC STATE	L	55-56	6666
* 02-10-14	at Florida State	W	77-73	7641
* 02-15-14	at Virginia Tech	L	45-52	5105
* 02-19-14	NOTRE DAME	W	71-64	5133
* 02-22-14	BOSTON COLLEGE	W	69-42	5517
* 02-26-14	at Virginia	L	40-65	11812
* 03-01-14	at NC State	W	85-70	13932
* 03-04-14	at Clemson	L	54-58	7071
* 03-08-14	WAKE FOREST	W	69-56	5811
03-12-14	vs Virginia Tech	W	57-53	0

\$ = Wooden Legacy - Charleston, S.C.

& = Wooden Legacy - Anaheim, Calif.

* = Conference game