


UNIVERSITY OF MIAMI
HURRICANE BASKETBALL

Movin' On Up!



1988-89 BASKETBALL MEDIA GUIDE

UNIVERSITY OF MIAMI SPORTS INFORMATION OFFICE

P.O. Box 248167
University of Miami
Coral Gables, Florida 33124

No. 1 Hurricane Drive
Coral Gables, Florida 33146
Phone (305) 284-3244

Larry Wahl—Associate Athletic Director for CommunicationsHome (305) 271-5137
Rich Dalrymple—Sports Information DirectorHome (305) 667-9645
John Hahn—Assistant Sports Information Director—
BasketballHome (305) 253-5599
Ken Lee—Assistant Sports Information DirectorHome (305) 821-4699
Tom Piero—Student Assistant
Patty Rivero—Senior Staff Assistant
Carol Recicar—Administrative Assistant

ON THE COVER—All-America candidates Eric Brown (32) and Dennis Burns (23) and the new Home of the Hurricanes—The Miami Arena.
COVER PHOTOS—Steve Maynard (players) and Todd Essick (Arena).
PHOTO CREDITS—Rhona Wise; Micki and Richard Lewis; Kent Post; UM Office of Public Affairs, Lenny Cohen, Dale E. Tait, Julie Olson, Martin J. Kaplan.
CREDITS—Artwork and design by Concept and Design Studio, Inc.; typesetting by Dianne Walker; printing by Swanson Printing, Inc. (Miami).

HEAD COACH BILL FOSTER

Year at Miami: Fourth
Record at Miami: 46-44
Year as Collegiate Head Coach: 23rd
Overall Collegiate Record: 399-220 (.645)
Records at Previous Posts:
Clemson: 156-106 (9 years)
UNC-Charlotte: 87-39 (5 years)
Shorter College (Ga.): 110-31 (5 years)
Hometown: Hemingway, South Carolina
Birthdate: April 1, 1936
College: Carson Newman (1958)

UNIVERSITY OF
Miami

QUICK FACTS ON THE HURRICANES

Location: Coral Gables, FL; **Founded:** 1926; **Enrollment:** 13,500; **Nickname:** Hurricanes;
Mascot: The Ibis and The Miami Maniac; **Colors:** Orange, Green and White; **Home Arena:**
Miami Arena (Capacity 15,862); **President:** Edward T. Foote, II; **Athletic Director:** Sam
Jankovich; **1987-88 Record:** 17-14; **Starters Returning:** Four; **Lettermen Returning/Lost:** 10/2;
Sports Information Director: Rich Dalrymple; **Assistant SID—Basketball:** John Hahn; **SID**
Phone: (305) 284-3244

INDEX

ATHLETIC DEPARTMENT

Academic Assistance	8
Athletic Director Sam Jankovich	32
Department Directory	28
Facilities	12
Homes of the Hurricanes	217

COACHING STAFF

Chu, Daniel — Assistant Coach	37
Foster, Bill — Head Coach	34
Foster's Collegiate Coaching Record	36
Foster Quick Facts	IFC
Nance, Stan — Assistant Coach	38
Tuell, Gary — Assistant Coach	40
Wolff, Dave — Assistant Coach	39

HURRICANE HISTORY

All-Americans	182
History of Miami Basketball	167
Records	177
Record vs. All Opponents	203
Series Results vs. All Opponents	185
Year-By-Year Results	195

MEDIA INFORMATION

Credentials	18
Interview Policy	18
Hotels, Airlines, Taxis, Car Rentals	19
Opponent SID Contacts	26
Sports Information Office — Miami	IFC
Telephones	18
TV/Radio Roster	IBC

MISCELLANEOUS

NCAA Championships	205
NCAA Tournament Results — 1988	206
NIT Results — 1988	207
Nicknames, Mascots, etc.	10
Planning Calendar	219
Wire Service Rankings	209

NEWSPAPERS, TELEVISION, RADIO

Coach's Shows	20
Hurricanes on the Air	20
Media Coverage	21

OPPONENTS — 1988-89

Schedule	4
Sports Information Contacts	26
Team Information	67

STATISTICS — 1987-88

Box Scores	159
Game-By-Game Points-Rebounds	147
Game-By-Game — Individual	152
Game-By-Game — Team	149
Schedule and Results	145
Superlatives	151
Team Statistics	144

SUPPORT PERSONNEL

Athletic Trainer	41
Cheerleaders	142
Managers	66
Medical Staff	42
Sports Information	IFC
Strength and Conditioning	41

TEAM INFORMATION — 1988-89

Alphabetical Roster	2
Notes on the Hurricanes	22
Numerical Roster	2
Personnel Breakdown	3
Player Profiles	43
Schedule	4
Travel Headquarters and Itineraries	30
TV/Radio Roster	IBC

TOURNAMENTS — 1988-89

Chaminade Christmas Classic	82
Eastern Airlines Palm Beach Classic	98

UNIVERSITY INFORMATION

University Map	214
President — Edward T. Foote, II	31
Quick Facts	IFC
University Overview	5



Miami Head Coach Bill Foster enters the 1988-89 campaign with his first true senior class since the

1988-89 ALPHABETICAL ROSTER

NO	NAME	POS	HT	WT	CL	AGE	LTR	HOMETOWN/HIGH SCHOOL OR JC
21	Adams, Brandon	F	6-6	205	Fr.	18	0	Washington, DC/Flint Hill Prep
32	Brown, Eric	F	6-6	195	Sr.	20	3	Brooklyn, NY/Boys and Girls
23	Burns, Dennis	G/F	6-6	185	Sr.	21	3	Sicklerville, NJ/Edgewood Regional
12	Hocker, Thomas	G	6-2	165	So.	18	1	Dallas, TX/Highland Park
20	Moore, Bruce	G/F	6-7	170	Sr.	21	1	Raeford, NC/Louisburg College
13	Morton, Jake	G	6-0	190	Fr.	18	0	Bowie, MD/Gonzaga
11	Polnitz, Reggie	G	6-1	180	Sr.	21	1	Pensacola, FL/Pensacola JC
3	Presto, Kevin	G	5-11	180	Sr.	23	3	Kennewick, WA/Richland
4	Randon, Joseph	G	6-4	200	Fr.	18	0	Rosenberg, TX/Terry
45	Richardson, Mark	C/F	6-10	220	Sr.	21	3	Rocky Mount, NC/Fork Union Acad.
33	Ross, Joe	C/F	6-11	225	So.	21	1	Ypsilanti, MI/Lincoln
44	Scott, Jerome	G	6-3	175	Fr.	18	0	Great Falls, VA/South Lakes
5	Warren, Joel	G	6-5	205	Sr.	21	3	Princeton, IN/Princeton
22	Williams, Levertis	G	6-2	180	Sr.	21	1	Brandon, MS/Daytona Beach CC
15	Wylie, Joe	C/F	6-9	200	So.	20	0	Washington, DC/Woodrow Wilson

1988-89 NUMERICAL ROSTER

NO	NAME	POS	HT	WT	CL	AGE	LTR	HOMETOWN/HIGH SCHOOL OR JC
3	Kevin Presto	G	5-11	180	Sr.	23	3	Kennewick, WA/Richland
4	Joseph Randon	G	6-4	200	Fr.	18	0	Rosenberg, TX/Terry
5	Joel Warren	G	6-5	205	Sr.	21	3	Princeton, IN/Princeton
11	Reggie Polnitz	G	6-1	180	Sr.	21	1	Pensacola, FL/Pensacola JC
12	Thomas Hocker	G	6-2	165	So.	18	1	Dallas, TX/Highland Park
13	Jake Morton	G	6-0	190	Fr.	18	0	Bowie, MD/Gonzaga
15	Joe Wylie	C/F	6-9	200	So.	20	0	Washington, DC/Woodrow Wilson
20	Bruce Moore	G/F	6-7	170	Sr.	21	1	Raeford, NC/Louisburg College
21	Brandon Adams	F	6-6	205	Fr.	18	0	Washington, DC/Flint Hill Prep
22	Levertis Williams	G	6-2	180	Sr.	21	1	Brandon, MS/Daytona Beach CC
23	Dennis Burns	G/F	6-6	185	Sr.	21	3	Sicklerville, NJ/Edgewood Regional
32	Eric Brown	F	6-6	195	Sr.	20	3	Brooklyn, NY/Boys and Girls
33	Joe Ross	C/F	6-11	225	So.	21	1	Ypsilanti, MI/Lincoln
44	Jerome Scott	G	6-3	175	Fr.	18	0	Great Falls, VA/South Lakes
45	Mark Richardson	C/F	6-10	220	Sr.	21	3	Rocky Mount, NC/Fork Union Acad.

PLAYER PERSONNEL BREAKDOWN

NAME	CLASS	POS	HT	WT	PTS	REBS	HOMETOWN
STARTERS RETURNING (4)							
Eric Brown	Sr.	F	6-6	195	18.4	7.1	Brooklyn, NY
Dennis Burns	Sr.	G/F	6-6	185	15.4	4.4	Sicklerville, NJ
Thomas Hocker	So.	G	6-2	165	6.0	2.9	Dallas, TX
Kevin Presto	Sr.	G	5-11	180	8.5	2.7	Kennewick, WA
STARTERS LOST (1)							
Tito Horford	Jr.	C	7-1	245	14.2	9.0	LaRomana, DR
ADDITIONAL LETTERMEN RETURNING (6)							
Bruce Moore	Sr.	G/F	6-7	170	4.8	3.3	Raeford, NC
Reggie Polnitz	Sr.	G	6-1	180	1.7	0.5	Pensacola, FL
Mark Richardson	Sr.	C/F	6-10	220	2.4	1.3	Rocky Mount, NC
Joe Ross	So.	C/F	6-11	225	2.3	0.9	Ypsilanti, MI
Joel Warren	Sr.	G	6-5	205	3.1	1.6	Princeton, IN
Levertis Williams	Sr.	G	6-2	180	3.8	0.9	Jackson, MS
ADDITIONAL LETTERMEN LOST (1)							
Tim Dawson	Grad.	F	6-7	210	2.5	2.0	Baltimore, MD
NEWCOMERS (5)							
Brandon Adams	Fr.	F	6-6	205	11.2	7.1	Washington, DC
Jake Morton	Fr.	G	6-0	190	20.1	5.2	Bowie, MD
Joseph Randon	Fr.	G	6-4	200	21.7	9.6	Rosenberg, TX
Jerome Scott	Fr.	G	6-3	175	22.0	5.0	Great Falls, VA
Joe Wylie*	So.	F	6-9	200	24.7	12.6	Washington, DC
1988-89 HURRICANES BY ELIGIBILITY							
SENIORS (8)				SOPHOMORES (3)			
Eric Brown		F		Thomas Hocker			G
Dennis Burns		G-F		Joe Ross			C/F
Bruce Moore		G		Joe Wylie*			F
Reggie Polnitz		G					
Kevin Presto		G		FRESHMEN (4)			
Mark Richardson		C-F		Brandon Adams			F
Joel Warren		G		Jake Morton			G
Levertis Williams		G		Joseph Randon			G/F
				Jerome Scott			G

*Sat out 1987-88 per NCAA Bylaw 5-1-(j) (Proposition 48)

1988-89 MIAMI HURRICANE BASKETBALL SCHEDULE

DATE(S)	DAY(S)	OPPONENT	SITE	TIME (EST)
Nov. 12	Sat.	YUGOSLAVIA (Exhibition)	MIAMI ARENA	7:30 p.m.
Nov. 25	Fri.	MARYLAND-EASTERN SHORE	MIAMI ARENA	7:30 p.m.
Nov. 28	Mon.	ORAL ROBERTS	MIAMI ARENA	7:30 p.m.
Dec. 1	Thur.	*UCLA	MIAMI ARENA	7:30 p.m.
Dec. 5	Mon.	BETHUNE-COOKMAN	MIAMI ARENA	7:30 p.m.
Dec. 10	Sat.	*DUKE	MIAMI ARENA	7:30 p.m.
Dec. 16	Fri.	LONG ISLAND	MIAMI ARENA	7:30 p.m.
Dec. 19	Mon.	*Florida	Gainesville, FL	7:30 p.m.
Dec. 23	Fri.	Chaminade Christmas Classic	Honolulu, HI	
Dec. 24	Sat.	Miami vs. St. Louis		7:00 p.m.
Dec. 25	Sun.	Iowa vs. Eastern Illinois		9:00 p.m.
		Eastern Washington vs. Old Dominion		11:00 p.m.
		Chaminade vs. California-Riverside		1:00 a.m.
Dec. 28	Wed.	*EASTERN AIRLINES	West Palm Beach, FL	
Dec. 30	Fri.	*PALM BEACH CLASSIC		
		Miami vs. Pennsylvania		6:30 p.m.
		Washington vs. Wichita State		8:30 p.m.
Jan. 3	Tues.	*Rutgers	Piscataway, NJ	7:30 p.m.
Jan. 7	Sat.	Georgetown	Washington, DC	2:00 p.m.
Jan. 9	Mon.	VIRGINIA COMMONWEALTH	MIAMI ARENA	7:30 p.m.
Jan. 12	Thur.	&KANSAS	MIAMI ARENA	7:00 p.m.
Jan. 16	Mon.	*Stanford	Stanford, CA	10:30 p.m.
Jan. 24	Tues.	*PROVIDENCE	MIAMI ARENA	7:30 p.m.
Jan. 28	Sat.	MARQUETTE	MIAMI ARENA	7:30 p.m.
Feb. 1	Wed.	*NEW MEXICO	MIAMI ARENA	7:30 p.m.
Feb. 4	Sat.	*BRIGHAM YOUNG	MIAMI ARENA	7:30 p.m.
Feb. 6	Mon.	*SOUTH FLORIDA	MIAMI ARENA	7:30 p.m.
Feb. 8	Wed.	*TENNESSEE TECH	MIAMI ARENA	7:30 p.m.
Feb. 11	Sat.	*DePaul	Chicago, IL	8:30 p.m.
Feb. 14	Tues.	*Florida Atlantic	West Palm Beach, FL	7:30 p.m.
Feb. 18	Sat.	*South Florida	Tampa, FL	7:30 p.m.
Feb. 22	Wed.	\$Texas	Austin, TX	8:30 p.m.
Feb. 25	Sat.	*Oral Roberts	Tulsa, OK	9:05 p.m.
Feb. 27	Mon.	*DAVIDSON	MIAMI ARENA	7:30 p.m.
Mar. 2	Thur.	*SAVANNAH STATE	MIAMI ARENA	7:30 p.m.
Mar. 6	Mon.	*FLORIDA INTERNATIONAL	MIAMI ARENA	7:30 p.m.

HOME GAMES IN CAPS

32 Total Games — 18 HOME — 8 Away — 6 Neutral Site

1 Exhibition Game — 3 Games Outside of Continental United States)

SportsChannel \$-Sunshine Cable &-ESPN


UNIVERSITY OF MIAMI



The University of Miami is the largest independent teaching and research university in the Southeast and, opened in 1926, is among the nation's youngest. The Coral Gables campus, 10 miles from Miami, is the site of most of the university's undergraduate and graduate programs. The University also operates a medical center in downtown Miami, a world renowned marine and atmospheric science school on Virginia Key in Key Biscayne Bay, and a bio-medical research and development center on its South Campus.

Following goals established in its nationally acclaimed strategic plan, the University of Miami is in the fourth year of one of the largest fund raising campaigns in the history of higher education in the United States. The campaign has raised more than \$400 million for endowment, facilities and equipment, and current operations, and will continue until December 1989.

Enrollment at the University of Miami has grown from a few hundred, when classes were held in a remodeled Coral Gables



Hotel, to more than 13,300 credit-seeking students including about 8,600 undergraduate, 2,700 graduate, 1,400 law and 640 medical students.

Representing all U.S. states and 104 foreign countries, the student body is composed of 62 percent Florida residents, 26 percent from other states, and 12 percent foreign nationals. Eighty-three percent of the 1,500 member faculty hold doctorates or other terminal degrees in their fields.


SCHOOLS, COLLEGES, INSTITUTES and CENTERS

The University offers 130 undergraduate and 175 graduate degree programs through Schools of Architecture, Business Administration, Communication, Continuing Studies, Education and Allied Professions, International Studies, Law, Marine and Atmospheric Sciences, Medicine, Music, and Nursing, the Graduate School, and Colleges of Arts and Sciences and Engineering.

The Rosenstiel School of Marine and Atmospheric Science is recognized as one of the top three marine science schools in the country. The University offers graduate, as well as undergraduate, degree programs in marine affairs and marine sciences.

Established in 1952 as Florida's first medical school, the University of Miami School of Medicine is the hub of the UM/Jackson Memorial Medical Center, the fifth largest such complex in the country and one of the hemisphere's major centers for teaching, research, diagnosis and patient care. The hospital was recently ranked as "The Best in Medicine" based on peer review by 200 physicians from across the country.

In addition to schools and colleges, many institutes, centers and interdisciplinary units attract national recognition for research and other programs. Among them are: Bascom



Palmer Eye Institute, Innovation and Entrepreneurship Institute, Institute for Molecular and Cellular Evolution, Intelligent Computer Systems Research Institute, Center for Social Research on Aging, Mailman Center for Child Development, and the North-South Center.




RESEARCH

As it has for more than a decade, the University ranks among the top three percent of 2,600 universities and colleges receiving federal research and development grants. During the 1986-87 academic year, the faculty were awarded more than \$81 million in

separately budgeted grants and contracts from federal, state, local, and private sources — a \$20 million increase over the previous year.

In addition to basic research in science, medicine, engineering and social sciences, current projects cover a wide spectrum of global concerns including climatology, oceanography, population and resource studies, criminal justice, aging, water quality, productivity, technology transfer, international relations and health care.




UNIVERSITY OF
Miami


THE COMMUNITY

A crossroads where cultures and commerce of Latin America, the Caribbean, Europe, Asia and North America merge, the greater Miami area is one of the most dynamic regions of the country. Coral Gables

hosts hemispheric headquarters of many multi-national corporations and yet, maintains the Mediterranean charm envisioned by its (and the University's) founder, George Merrick, 62 years ago.



ACADEMIC ASSISTANCE



UM class of 1988 graduates, current Hurricane Kevin Presto (now working toward his MBA) and Tim Dawson.

In striving to meet the challenges facing the student-athlete in today's complex society, the University of Miami Athletic Department, along with the Developmental Services Center on campus, has laid the groundwork for a unique academic support program that will serve to enhance the life of the student-athlete. This cooperative effort between the academic and athletic communities reflects the commitment of the entire university to the complete development of the student-athlete.

Academic Coordinator Dr. Anna Price administers the academic support program, which is under the guidance of Associate Athletic Director Bruce Mays and with the support of UM Athletic Director Sam Jankovich. The system has been designed to encourage students of all levels to best prepare themselves for a career after athletics.

"We have a responsibility to help the student-athlete develop his or her full potential both in and out of the classroom,

so he leaves the institution with a marketable degree and is ready to deal with the realities of day-to-day society," said Jankovich. "It goes much further than just maintaining academic eligibility and both our coaching staffs and academic support staff fully understand and believe in that."

The recent results of this philosophy have been very impressive. Following the 1985-86 academic year, Miami compiled a graduation rate of just over 60% for all athletic programs. This past year (1986-87), the overall figure reached 72%.

Leading the charge in academic excellence at the University is Head Coach Bill Foster. In 22 years of college coaching, 90% of all of Foster's players have earned their degrees. As the Hurricane basketball mentor, Foster boasts a perfect 100% graduation rate. The coach has very strong feelings concerning the importance of academics in the life of a young man. In this day and age of intercollegiate athletics, it is a rarity to find a major college coach who can


boast a winning percentage and a graduation rate of better than 65%.

To ensure the University's continued philosophy of reaching for higher academic standards, the coaches have recruited student-athletes that are as impressive in the classroom as they are on the court and the athletic department has made major increases in its budget for academic support systems — most specifically in the area of tutorial programs. As a result, the ratio between tutors and student-athletes will reach three-to-one in the 1988-89 academic year.

"We want to facilitate the true personal development of the student-athlete by establishing a strong fundamental background," said Dr. Price. "We provide support in helping him develop the balance between academics and athletics as well as proper time management and mental attitude in order to realize and build on his strengths."

In addition to advanced methods of individual and group tutoring, several other vehicles have been set up to acquaint student-athletes with techniques and skills in order to facilitate progress toward graduation. Student-athletes are taught a variety of performance enhancement techniques such as visualization, time management, relaxation skills, goal setting principles and thought-stopping. The use of these skills will benefit the student-athlete academically, athletically, socially and also in terms of their personal growth and development.

Support staff in this area has increased drastically since Jankovich took over as Athletic Director in 1983. Dr. Price is joined by Sports Psychologist, Dr. Jodi Yambor; Dr. Gale Lang, Coordinator of the Study Skills Program; and Steve Carichoff, Academic Support Coordinator.



Dr. Anna Price, Academic Support Coordinator, with student-athletes Kevin Presto (left) and Mark Richardson.

NICKNAMES, MASCOTS, ETC.


THE HURRICANES — It began in controversy. Some reports say that the '27 quad held a team meeting to select hurricanes, hoping they would sweep away opponents just as the devastating storm did on September 16, 1926. Another version holds that MIAMI NEWS columnist Jack Bell came out to the field the day before UM's freshman team played Rollins in '26 and asked end Porter Norris what the team should be called. He told that local dignitaries and University officials wanted to name the team for a local flora or fauna, Norris said the players wouldn't stand for it and suggested "Hurricanes" since the opening game had been postponed by such a storm. From time to time, opposition has arisen to the name that would "re-enforce Miami's negative reputation as a weather-beaten community living constantly under the threat of destruction." But as one UM official rationalized in the 60's, "Does anyone think Chicago is overrun by Bears just because the town has a football team by that name?"

RANGE, GREEN & WHITE — The UM school colors were selected in 1926 by a committee consisting of Ruth Bryan Owens (daughter of famed attorney William Jennings Bryan), Harry Provin and Bertha Foster. Owens was a member of the board of regents and fought speech at the University. From her suggestion, the colors of the Florida orange were to represent UM — orange for the fruit itself, green for the leaves and white for the blossom.



THE U — In 1973, the UM Athletic Federation, the then fund-raising arm of the athletic department, commissioned a local public relations expert to develop a distinctive logo. The University had gone several years with a variety of helmet and uniform changes and the Federation noted that a number of major colleges have the initials UM (three of whom have been on the football schedule the last two years — Maryland, Missouri and Michigan). Miami designer Bill Bodenheimer suggested the U idea, which lent itself to inserting silhouetted athletes in the middle of the U to establish distinctive logos for each sport, as well as slogans like "U gotta believe" and "U is great."

THE MIAMI MANIAC — Serving as the official mascot at all Hurricane basketball home games is the Miami Maniac. Having been originated by UM Baseball Coach Ron Fraser in 1983, the Maniac also performs at Miami baseball games as well as special performances as the official mascot of the College World Series. The maniac inside the costume since 1984 is John Routh, who also portrays Sebastian The Ibis, the official mascot of Hurricane football. Routh is in his ninth year in the mascot business, having begun as 'Cocky,' the mascot of the University of South Carolina, his alma mater.



The Miami Maniac

ATHLETIC FACILITIES



The above photo showcases the University of Miami intercollegiate athletic facilities. The Hecht Athletic Center, home of Hurricane athletics, is located at No. 1 Hurricane Drive, Coral Gables, Florida 33146.

1. Mark Light Stadium — completed in 1977, the artificial surface at "The Light" has been home of NCAA World Series Champions in 1982 and '85. One of the nation's most complete facilities, MLS has a seating capacity of 5,000.

2. The Ron Fraser Building — completed in 1987 and located on the grounds of Mark Light Stadium, this structure is named for the "Wizard of College Baseball," Miami's Head Coach Ron Fraser. The plush new facility houses the Hurricane baseball offices, clubhouse, and VIP sky box.

3. The Greentree Track — completed in 1988, this all weather surface has already played host to nearly a dozen Olympic competitors. The six lane track is complete with steeple chase capabilities, four jumping pits, and shot, discus and hammer throw circles.

4. The Knight Sports Complex — completed in 1985, this building houses the practice courts, locker rooms, and coaching offices for the Miami basketball program. The million dollar-plus structure is one of the nation's newest and most complete basketball practice facilities.


5. The Hecht Athletic Center — dedicated in 1979, the Hecht Center houses all the administrative offices within the University of Miami athletic program.

6. The Greentree Practice Fields — the practice home of the 1983 and '87 national football champions.


7. The Neil Schiff Tennis Center — dedicated in 1987, the new home to Miami Tennis is one of the top five collegiate facilities in the nation.




The brand new Miami Arena has become the new home to Miami Basketball...a state of the art structure built exclusively for basketball, the 15,862 seat Miami Arena is the site for basketball in the City that now boasts two teams — The Hurricanes and the Miami Heat of the NBA. Located in downtown Miami near beautiful Biscayne Bay, the Arena is a 15 minute Metrorail ride from the Coral Gables campus.




The Knight Sports Complex, bordering the football practice fields, was opened in 1985 and houses the UM Basketball offices. With its addition, the Knight Complex doubled the size of the department's weight facilities and paved the UM's road back into basketball in 1985-86.



Inside the Knight Sports Complex



The Neil Schiff Tennis Complex is the UM's most recent athletic addition and the home of the prestigious Ryder-UM Tennis Tournament.



The weight training facility located in the Knight Sports Complex.




Mark Light Stadium. Built in 1977, "The Light" has been Hurricanes' launching pad to national baseball titles in 1982 and 1985 while playing host to eight NCAA regional tournaments.



The Orange Bowl, site of all University of Miami home football games and the annual Orange Bowl Classic bowl game.




Located in the heart of the Coral Gables campus, the Norman Whitten Student Union pool has been the site for over 385 All-American swimming honors.



The University of Miami Hall of Fame building, located next to the Knight Sports Complex on campus, will open late this year. The building will house monuments to those student-athletes who have attained membership to the Hall and serve as a showplace for the Athletic Department's awards, trophies and plaques. The building will also provide public facilities and concessions for fans.

MEDIA INFORMATION



MEDIA INFORMATION

INTERVIEW POLICY	All interviews with UM players and coaches should be scheduled through the Sports Information Office. The best time to reach Coach Foster is between 11:00 a.m. and 12:00 noon on weekdays. Players are available for interviews prior to the start of practice. Please call the SID office to establish a specific time for a pre-practice interview appointment. Post-practice interviews will be available on a limited basis. THERE WILL BE NO PLAYER INTERVIEWS ON GAME DAYS. To arrange these sessions, call the SID office at (305) 284-3244.
PRACTICE ATTENDANCE	UM basketball workouts will be open to the media during specific time frames only. Members of the media are encouraged to attend practice during those designated times. Local and out of town media who wish to attend practice must call the SID office earlier in the day to verify the time frame for practice availability. All media guests are required to check in with the UM Sports Information Office prior to entering the practice session. The gymnasium floor is restricted to team personnel during most practices, however, attending media may view practices from the basketball conference room overlooking the gymnasium. THE UM LOCKER ROOM, WEIGHT ROOM AND TRAINING ROOM ARE OFF LIMITS TO THE MEDIA THROUGHOUT THE SEASON.
PRESS CREDENTIALS	Credentials for UM home games are to be used by the working media only. All media should make their requests in writing on letterhead stationery two weeks in advance. Requests from media covering UM opponents will be confirmed with the visiting school's SID. Requests for credentials should be directed to Carol Recicar at the UM Sports Information Office: P.O. Box 248167 University of Miami Coral Gables, FL 33124
TELEPHONES	It is recommended that media with deadline concerns order phones by calling Southern Bell at (305) 599-7735. Give John Hahn as a contact at the UM.
STATISTICS/SERVICES	Complete game statistics, play-by-play and post game quotes will be available at all UM home games. Running play-by-play sheets and stats will be distributed throughout the games.
POST GAME INTERVIEWS	Miami Head Coach Bill Foster will arrive in a designated interview room shortly after the end of each home game to address the media. UM players will be made available for post game comments. Members of the media are instructed to inform a UM SID representative for post game player interview preferences. The UM locker room will not be open for post game interviews.
PHOTOGRAPHERS	Court-side photographers must check in with a UM SID representative prior to the beginning of each home contest. NCAA rules limit the shooting access areas to BEHIND THE BASELINES ONLY. NO PHOTOGRAPHERS WILL BE PERMITTED TO SHOOT ALONG THE SIDELINE OR BENCH AREAS. Photo requests should be made at least two weeks in advance and should be directed to Carol Recicar in the UM SID office.
SPORTS INFORMATION	The offices are located in the Hecht Athletic Center at No. 1 Hurricane Drive on the Coral Gables Campus, near Mark Light Stadium. The Knight Sports Complex, headquarters for UM basketball practice, is located next to the Hecht Center. A media workroom complete with telephone hookups, is available in the UM SID office.

HOTELS, AIRLINES, CAR RENTALS AND TAXIS

HOTELS

AIRPORT

Airport Hilton	262-1000
5101 Blue Lagoon Drive, Miami	
Airport Marriott	649-5000
1201 N.W. LeJeune Road, Miami	
Embassy Suites	634-5000
3974 N.W. South River Drive, Miami Springs	
Radisson Mart Plaza	261-3800
711 N.W. 72 Avenue, Miami	
Sheraton River House	871-3800
3900 N.W. 21 Street, Miami	

CAMPUS (CORAL GABLES/COCONUT GROVE)

The Biltmore Hotel	445-1926
1200 Anastasia Avenue, Coral Gables	
Coconut Grove Hotel	858-2500
2649 South Bayshore Drive, Coconut Grove	
Dadeland Marriott	663-1035
9090 South Dadeland Boulevard	
Grand Bay Hotel	858-9600
2669 South Bayshore Drive, Coconut Grove	
Holiday Inn - Coral Gables South	667-5611
1350 South Dixie Highway, Coral Gables	
Hyatt Coral Gables	441-1234
50 Alahambra Plaza, Coral Gables	

DOWNTOWN

Biscayne Bay Marriott	374-3900
1633 North Bayshore Drive, Miami	
Hotel Intercontinental	577-1000
100 Chopin Plaza, Miami	
Hyatt Regency Downtown	358-1234
400 S.E. Second Avenue, Miami	
Omni International	374-0000
1601 Biscayne Boulevard, Miami	
Sheraton Brickell Point	373-6000
495 Brickell Avenue, Miami	

KEY BISCAYNE

Sheraton - Key Biscayne	361-5775
555 Ocean Drive, Key Biscayne	
Sonesta Beach Hotel	361-2021
350 Ocean Drive, Key Biscayne	

MIAMI BEACH

Fontainebleau Hilton	538-2000
4441 Collins Avenue, Miami Beach	
Sheraton Bal Harbour	865-7511
9701 Collins Avenue, Miami Beach	

OTHERS

Doral Hotel & Country Club	592-2000
4400 N.W. 87 Avenue, Miami	
Miami Lakes Inn	821-1150
Miami Street, Miami Lakes	

AIRLINES

American Airlines	358-6800
Braniff	1-800-272-6433
Continental	1-800-525-0280
Delta	448-7000
Eastern	873-3000
Pan Am	874-5000
Piedmont	358-3396
United Airlines	377-3461

AUTOMOBILE RENTALS


Alamo	1-800-327-9633
Avis	1-800-331-1212
Budget	1-800-527-0700
General	1-800-327-7607
Hertz	1-800-654-3131
InterAmerican	(outside Florida) 1-800-327-1278
	(in-state) (305) 871-3030
National	1-800-328-4567
Thrifty	1-800-367-2277

MIAMI AREA CAB SERVICE

Yellow Cab	444-4444
Metro Taxi	888-8888
Airport Limousine Service	526-5764
Diamond Cab	545-7575
Red Top Sedans	526-5764
Speedy Cab	861-9999
Sunshine Cab Company	445-3333



Sonny Hirsch, WIOD
play-by-play announcer



Joe Zagacki, WIOD color
commentator

HURRICANES ON THE AIR DURING THE SEASON

**WIOD
610 RADIO**

DAILY: WIOD (610 AM)—WIOD Radio presents Hurricane reports in morning and afternoon drive time.

GAME DAYS: WIOD (610 AM)—WIOD Radio will present broadcasts of all University of Miami basketball games, home and away, with exciting pregame and postgame shows. Play-by-play announcer Sonny Hirsch and color commentator Joe Zagacki will describe all the action for the Hurricane listening audience.

ESPN

ESPN will televise the Hurricanes' contest vs. defending National Champion Kansas on Thursday, January 12, 1989 beginning at 7:00 p.m. from the Miami Arena to a nationwide cable audience.

SportsChannel

SPORTSCHANNEL FLORIDA, the regional cable network serving the state of Florida, will cablecast 17 Hurricane games, plus all four games of the Eastern Airlines Palm Beach Classic. SportsChannel's distribution will also include its sister cable networks in New York, New England, Chicago and Philadelphia.

THURSDAYS: HURRICANE HOTLINE SHOW—A one-hour call-in radio show featuring Coach Bill Foster and his guests will be aired by WIOD Radio (610 AM). Hosted by Hurricane play-by-play man Sonny Hirsch along with analyst Joe Zagacki, the program will air from 7:05 p.m. to 8:00 p.m.

SATURDAYS: THE BILL FOSTER SHOW—WPLG-TV (Channel 10) carries a half-hour weekly program every Saturday at 12 Noon during the season, featuring Head Coach Bill Foster. Highlights of the previous week's game, a preview of the upcoming game and features on UM players are the focus.

HURRICANE MEDIA COVERAGE

SOUTH FLORIDA NEWSPAPERS

Miami Herald (AM/Sunday)	
1 Herald Plaza, Miami, Florida 33101	(305) 376-3500
Miami News (PM)	
P.O. Box 615, Miami, Florida 33152	(305) 376-3152
Ft. Lauderdale News (PM) and Sun-Sentinel (AM/Sunday)	
101 New River Drive East, Ft. Lauderdale, Florida 33302	(305) 761-4220
Palm Beach Post (AM/Sunday)	
2751 South Dixie Highway, West Palm Beach, Florida 33405	(407) 837-4440
The Sun-Tattler (AM)	
2600 N. 29th Avenue, Hollywood, Florida 33022	(305) 929-8124
South Dade News Leader (PM)	
15 N.W. First Road, P.O. Box 339, Homestead, Florida 33030	(305) 245-2311
Stuart News (PM)	
P.O. Box 2870, Stuart, Florida 33495	(407) 287-1550

STATE NEWSPAPERS

Clearwater Sun (AM/Sunday)	
P.O. Box 2078, Clearwater, Florida 33517	(813) 462-2192
Daytona Beach News Journal (AM/PM/Sunday)	
P.O. Box 431, Daytona Beach, Florida 32015	(904) 252-1511
Ft. Myers News Press (AM/Sunday)	
P.O. Box 10, Ft. Myers, Florida 33902	(813) 335-0363
Florida Times Union (AM/Sunday)	
1 Riverside Plaza, Jacksonville, Florida 33231	(904) 359-4246
Jacksonville Journal (PM/Sunday)	
1 Riverside Plaza, Jacksonville, Florida 33231	(904) 359-4354
Orlando Sentinel (AM/Sunday)	
633 North Orange Avenue, Orlando, Florida 32801	(407) 420-5474
Sarasota Herald-Tribune (AM/Sunday)	
P.O. Box 1719, Sarasota, Florida 33578	(813) 953-7755
St. Petersburg Times (AM/Sunday)	
P.O. Box 1211, St. Petersburg, Florida 33731	(813) 893-8123
St. Petersburg Evening Independent (PM)	
P.O. Box 1211, St. Petersburg, Florida 33731	(813) 893-8162
Tampa Tribune (AM/Sunday)	
P.O. Box 191, Tampa, Florida 33601	(813) 272-7655

LOCAL TELEVISION

WTVJ-Ch. 4 (CBS, NBC*)	316 North Miami Avenue, Miami, Florida 33128	(305) 377-3171
WCIX-Ch. 6 (Ind., CBS*)	8900 N.W. 18th Terrace, Miami, Florida 33172	(305) 591-0666
WSVN-Ch. 7 (NBC, Ind.*)	1401 79th St. Causeway, Miami, Florida 33141	(305) 795-2770
WPLG-Ch. 10 (ABC)	3900 Biscayne Blvd., Miami, Florida 33144	(305) 325-2355
WBFS-Ch. 33 (Ind.)	16550 N.W. 52nd Avenue, Miami, Florida 33014	(305) 620-6147
WPTV-Ch. 5 (NBC)	622 N. Flagler Drive, West Palm Beach, Florida 33401	(407) 655-5455
WPEC-Ch. 12 (ABC, CBS*)	Fairfield Drive, West Palm Beach, Florida 33047	(407) 848-7211
WTVX-Ch. 34 (CBS, ABC*)	P.O. Box 3434, Ft. Pierce, Florida 33450	(407) 464-3434
SportsChannel Florida	2295 Corporate Blvd., Boca Raton, Florida 33431	(407) 994-0250

*Effective Jan. 1, 1989

LOCAL RADIO

WIOD (610 AM)	1401 N. Bay Causeway, Miami, Florida 33141	(305) 759-4311
WNWS (790 AM)	20450 N.W. 2nd Avenue, Miami, Florida 33169	(305) 653-8811
WINZ (940 AM)	4330 N.W. 207th Drive, Miami, Florida 33055	(305) 624-6307

WIRE SERVICES

Associated Press	9100 N.W. 36th Street, Miami, Florida 33178	(305) 594-5825
United Press International	2100 Coral Way, Miami, Florida 33145	(305) 285-1550

SPANISH MEDIA

El Herald	1 Herald Plaza, Miami, Florida 33101	(305) 376-3584
Diario Las Americas	2900 N.W. 39th Street, Miami, Florida 33142	(305) 633-3341
WAQI (710 AM)	2960 Coral Way, Miami, Florida 33145	(305) 445-4020
WQBA (1140 AM)	2828 Coral Way, Miami, Florida 33145	(305) 447-1140
WRHC (1550 AM)	2260 S.W. 8th Street, Miami, Florida 33135	(305) 541-3300
WLTU-Ch. 23 (Ind.)	2103 Coral Way, Miami, Florida 33145	(305) 285-9588
WSCV-Ch. 51 (Ind.)	P.O. Box 200, Hollywood, Florida 33022	(305) 947-0051
Spanish International Network	2324 N.W. 7th St., Miami, Florida 33125	(305) 642-7990

STUDENT MEDIA

The Hurricane	P.O. Box 248132, Coral Gables, Florida 33124	(305) 284-4401
WVUM (90.5 FM)	P.O. Box 248191, Coral Gables, Florida 33124	(305) 284-3131
The IBS Yearbook	P.O. Box 248121, Coral Gables, Florida 33124	(305) 284-6385

NOTES ON THE HURRICANES

88 TEAM

The 1987-88 Hurricanes continued to make great strides, producing the best marks in several categories since the rebirth of the program:

WINNING PERCENTAGE	54.8% (17-14)
The 'Canes last 17-win season came in the 1967-68 season (17-11).	
SCORING AVERAGE	79.1 ppg
The first year that the 'Canes have outscored their opponents.	
FIELD GOAL PERCENTAGE	49.1%
FREE THROW PERCENTAGE	71.6%
STEALS	198
ASSISTS	542
BLOCKED SHOTS	175
Dennis Burns and Eric Brown combined for 73 blocks, including 39 in the final nine games of the season.	

Fourteen of Miami's 1987-88 games were decided by 10 points or less while nine games ended up with a differential of five points or less.

Two of those contests went into overtime, including Miami's 79-76 victory over Marist in front of 8,635 fans at Madison Square Garden. In that game, **Eric Brown** led the 'Canes with 19 points and 14 rebounds.

The ten players returning to Miami in 1988-89 accounted for 79% of the UM's scoring output last season (1,928 of 2,453) and 70% of all UM scoring since the rebirth of the program three years ago (4,742 of 6,791).

No longer "America's Youngest Team," the 1988-89 Hurricanes will be a very experienced squad. The senior class is made up of eight players returning to the UM this season, including starters **Eric Brown**, **Dennis Burns** and **Kevin Presto**. Of the 90 games Miami has played in the past three years, Brown has started 78, Presto 76 and Burns 55.

Hurricane centers **Mark Richardson** (senior) and **Joe Ross** (sophomore) will have the opportunity to step into the limelight in 1988-89. If you project their 1987-88 numbers into the same playing time as Tito Horford, Richardson would have averaged 11 points and six rebounds per game while Ross was on a pace to tally over 18 points and seven rebounds per contest. Ross also displayed excellent shot blocking abilities as he would have totaled 72 blocked shots.

Joe Wylie will make his debut in a Hurricane uniform this season after being forced to sit out his rookie year per NCAA Bylaw 5-1-(j) (formerly Proposition 48). Wylie added an inch and nearly 20 pounds to his frame during 1987-88 and now stands 6'9", 205 lbs. Add in a vertical jump well over 30 inches and Wylie appears to be ready to step right into Miami's high powered offense for 1988-89.

A native of Washington, DC, Wylie averaged 24.7 points, 12.6 rebounds and 6.1 assists per game his senior year of high school. He was a member of the D.C. All-Star Team and participated in the prestigious McDonald's Capital Classic All-Star Game.

Eric Brown and **Dennis Burns** proved to be the two players the Hurricanes looked for in big games. The duo consistently led Miami against the toughest opponents throughout the '87-88 campaign:

vs. Michigan	ERIC BROWN — 18 pts
vs. Fairleigh Dickinson	ERIC BROWN — 24 pts, 11 reb
vs. Duke	DENNIS BURNS — 21 pts, 5 reb
vs. Marquette	ERIC BROWN — 18 pts, 6 reb
vs. Brigham Young	ERIC BROWN — 28 pts, 10 reb
vs. Florida	DENNIS BURNS — 23 pts
vs. Virginia Commonwealth	ERIC BROWN — 39 pts, 8 reb
vs. DePaul	DENNIS BURNS — 27 pts
	ERIC BROWN — 13 reb
vs. Dayton	DENNIS BURNS — 31 pts
	ERIC BROWN — 12 reb

★ ★ ★ The 1987-88 Hurricane schedule included eight teams that received bids to the NCAA tournament and one which participated in the NIT. Of the 89 games Miami has played in the past three years, 21 of the Hurricanes' contests have been played against teams which have advanced to the NCAA tournament, while 12 other contests were played against eventual NIT participants. Looking ahead, the schedule becomes even stronger as eight schools on the 1988-89 UM slate participated in last year's NCAA tourney while four additional teams received bids to the NIT. Included in the list of eight NCAA tournament opponents, two advanced to the Final Four in Kansas City and one, Kansas, currently reigns as the National Champion.

1988-89 OPPONENT	1988 TOURNAMENT APPEARANCE
Kansas	NCAA Champion
Duke	NCAA Final Four
Iowa	NCAA Regionals
Brigham Young	NCAA 2nd Round
DePaul	NCAA 2nd Round
Florida	NCAA 2nd Round
Georgetown	NCAA 2nd Round
Wichita State	NCAA 1st Round
New Mexico	NIT Quarterfinals
Virginia Commonwealth	NIT Quarterfinals
Stanford	NIT 2nd Round
Old Dominion	NIT 1st Round

★ ★ ★ The Hurricane basketball team will have a new home for the 1988-89 season — the newly completed Miami Arena. The \$52 million facility will also serve as the home of the NBA's Miami Heat. The Miami Arena will have a basketball seating capacity of 15,862, possess state of the art lighting and facilities for network television, and will serve as a potential site for NCAA postseason competition.

GAMES TO REMEMBER FROM 1987-88

★ ★ ★ One of Miami's most exciting performances came on the road against Virginia Commonwealth when the UM switched to a transition game without a true center. Miami was without centers **Tito Horford** and **Tim Dawson**, the only two players that do not return for 1988-89. The Hurricanes trailed by as many as ten in the first half and found themselves with a six-point deficit with seven minutes remaining. Miami then took charge with their high flying transition game to post a 96-93 victory. **Eric Brown**, who played at the center position, led Miami with 39 points, including a Richmond Coliseum record of 28 in the second half. VCU went on to post a 23-12 record, advancing to the quarterfinals of the NIT before being eliminated by eventual NIT champion Connecticut.

★ ★ ★ Against Georgetown, Miami trailed by nine points early in the second half before catching fire with 11 unanswered points to take a two point lead. The UM margin bulged to seven points before the Hoyas stormed back to again post a nine point lead with 1:20 remaining. The wild contest concluded as Miami pulled within four with 21 seconds left, but could not close the gap as Georgetown escaped with a 82-78 win. The Hoyas went on to reach the second round of the NCAA tournament and finished with a 20-10 record.

★ ★ ★ The Miami/Florida rivalry is recognized as one of the most heated in all of college athletics. With the football series being suspended until 1992, the basketball end of the duel becomes even more important as statewide bragging rights are put on the line every time the two schools meet. Last season's duel was no exception. Florida's Vernon Maxwell led the Gators to an 11-point lead mid-way through the first half. But Miami stormed back to pull within one before closing out the half down by three points (36-33). Second half action had fans continually on the edge of their seats as the lead changed hands eight times before Florida hit six straight free throws down the stretch to post a 83-73 victory. The Gators finished with a 23-12 record, advancing to the second round of the NCAA tournament.

1987-88 INDIVIDUALS

ERIC BROWN —

- ★ ★ Set an all-time Miami record for field goal percentage by hitting on 58% of his shots from the field (193-333).
- ★ ★ Scored 551 points, the best mark since the rebirth of the program three years ago.
- ★ ★ Was the Hurricanes' leading scorer for the third straight year.
- ★ ★ Tallied the third-highest mark in UM history for free throws made with 161.
- ★ ★ Recorded 10 20-point games and two 30-point contests, including a personal-best 39 points vs. Alabama State and Virginia Commonwealth.
- ★ ★ Holds down the No. 3 position for career free throws made with 387.
- ★ ★ Is No. 4 for career field goals made with 550 and career points with 1,505 (793 points shy of Rick Barry's UM record of 2,298).
- ★ ★ Has 606 career rebounds, 40 shy of breaking into the top 10 in UM history.
- ★ ★ In the last nine games of 1987-88, Eric averaged 22.0 points per game, recorded nine blocked shots and 14 dunks.

DENNIS BURNS —

- ★ ★ Hit on 50.8% of his field goal attempts, the seventh best mark in UM history.
- ★ ★ Has 478 career field goals, the 10th best mark at Miami.
- ★ ★ Tallied a team-leading 56 dunks on the season.
- ★ ★ In the last eight games of 1987-88, Dennis averaged 21.5 points per game, recorded 18 blocked shots and 22 dunks.
- ★ ★ Against Dayton, Dennis tallied a career-high 31 points and added nine rebounds, eight assists, three steals and two blocked shots.

KEVIN PRESTO —

- ★ ★ Set a new UM single-season record for free throw percentage with a mark of 93.3% (56 of 60). The number would have been No. 1 in the NCAA, however, Presto did not qualify as the NCAA requires a minimum of 2.5 attempts per game.
- ★ ★ Holds the No. 1 spot in the UM annals for career free throw percentage with 88.0% (183 of 208).
- ★ ★ Celebrated his second consecutive season with triple digit assists (100 in '87-88 & 117 in '86-87). Kevin now has 308 career assists.

THOMAS HOCKER —

- ★ ★ As a freshman in 1987-88, led the Hurricanes with 136 assists, the best mark since the rebirth of the Miami program.

VERTIS WILLIAMS —

- ★ ★ Led the Hurricanes by scoring on 42.3% of his three point field goal attempts (22 of 52) while seeing limited action off the UM bench.
- ★ ★ Had his best outing in the 1987-88 season finale when he hit on five of five three point attempts and two of three two point field goals for 19 points (7 of 8 from the field, 87.5%).

COACHING COACH FOSTER

THE TEAM'S STRENGTHS —

- ★ ★ Our biggest strength has got to be our depth. We'll have the best depth, experience and versatility in the four years we've been here. We have 10 lettermen returning, our first senior class and some very versatile players. Just about everyone is more than a one-position player. All of that should enable us to have good team chemistry and enable us to fit all the pieces together.

THE GOALS AND SCHEDULE FOR 1988-89 —

- ★ ★ Our biggest goal is to simply be better than we were the year before. Sometimes it's hard to relate that to a number of wins and losses because your schedule changes and you can't control how the opponents play. I think our goal is to be a better team than we were a year ago. And, of course, we want to make post season play. I think that is really every team's goal, but it is a very realistic goal for us. I think this is the toughest schedule we've had here. We have a chance to have our best team, but we also have our toughest schedule. So while I think we will improve as a team, I can't pin that down to a number of wins because the schedule will be the toughest.

ON MOVING TO THE MIAMI ARENA —


- ★ ★ ★ For the first time at home, we'll be able to go into an arena, into the dressing room and out onto the floor in a basketball environment. I think it will be a real shot in the arm for our guys. Over the past three years, they've enjoyed going into some of the best arenas in the country—The Meadowlands, Madison Square Garden, The Dean Dome, BYU — all four of those are 19 to 25 thousand. And we've been in the old established places like Kansas, New Mexico, Duke. So it's nice to come home to a facility against top notch opponents that has a basketball atmosphere. It's a real plus for me as a coach and I know it will be for our players and fans. I think that every fan will have a better seat in the new arena. It will help our scheduling because other teams will be a lot more interested in playing us in the arena, and it's also a big plus for recruiting. The Miami Arena will figure very prominently in our recruiting efforts. The arena is good for the players, good for the fans, good for recruiting, and the media should like it much better. There is no down side to it.

ON ERIC BROWN AND DENNIS BURNS —

- ★ ★ ★ I think the key to any college player is that you can't stand still — you have to keep improving in the little areas. Both Dennis and Eric can build on what they've done in the last three years. If they continue to improve, then they will be outstanding seniors and both will be players who will be drafted by the NBA. They are the two guys that we need to put a lot of things around and they need to have good years for us to continue to improve as a team.

ON THE STYLE OF PLAY WITHOUT TITO —

- ★ ★ ★ I don't think there will be drastic changes, but you could look for us to, at times, have a little faster tempo than we've had in the last two years. At the same time, you can see us as a more versatile team trying to tempo the ball against some opponents. Particularly in certain situations, like on the road with a lead, we may do things a little differently now that we have more maturity and versatility. It was kind of hard to put the ball in the freezer late in the game with a big lineup. But now with the smaller, more athletic lineup, we can hopefully change the tempo of how we play more effectively than we have in the past.



Eric Brown

PONENTS SPORTS INFORMATION CONTACTS

une-Cookman College

ny Randolph, SID
Second Avenue
ona Beach, FL 32015
255-1401 ext. 263 office
258-5567 home

nam Young University

Schulthess, SID
o, UT 84602
378-4911 office
225-6566 home

ersity of California-Los Angeles

Dellins, SID
ilgard Avenue
Angeles, CA 90024
206-6831 office
583-2572 home

minade University

ishioka, SID
Waialae Avenue
lulu, HI 96816
735-4790 office
home

son College

Parker, SID
lson, NC 28036
892-2374 office
892-0607 home

ul University

Stephens, SID
West Belden Avenue
ago, IL 60614
341-8545 office
635-0678 home

University

Roth, SID
eron Indoor Stadium
am, NC 27706
684-2633 office
471-9514 home

ern Illinois University

Kidwell, SID
Building
Street
eston, IL 61920
581-5981 office
345-4166 home

ern Washington University

rice, SID
ey, WA 99004
359-6334 office
624-1957 home

Florida Atlantic University

Ken Elder, SID
500 N.W. 20th Street
Boca Raton, FL 33431
(407) 393-3709 office
(407) 487-7512 home

Florida International University

Rich Kelch, SID
Tamiami Trail
Miami, FL 33199
(305) 554-2756 office
(305) 963-0761 home

University of Florida

Joel Glass, Asst. SID
P.O. Box 14485
Gainesville, FL 32604
(904) 375-4683 office
(904) 375-2631 home

Georgetown University

William Shapland, SID
McDonough Arena
Washington, DC 20057
(202) 625-4182 office
(703) 521-5535 home

University of Iowa

Phil Haddy & Steve Malchow, Asst. SID's
Iowa City, IA 52242
(319) 335-9411 office
(319) 335-3012 (Haddy-H)
(319) 351-3874 (Malchow-H)

University of Kansas

Jeff Bollig, Asst. SID
Allen Field House
Lawrence, KS 66045
(913) 864-3417 office
(913) 843-8809 home

Long Island University

Bob Gesslein, SID
University Plaza
Brooklyn, NY 11201
(718) 403-1015 office
(516) 741-5810 home

Marquette University

Betsy Van Sickle, SID
1212 West Wisconsin Avenue
Milwaukee, WI 53233
(414) 224-7447 office
(414) 351-5428 home

University of Maryland-Eastern Shore

J. Michael Wilson, SID
P.O. Box 1041 UMES
Princess Anne, MD 21853
(301) 651-2200 ext 591 office
(301) 651-9097 home

New Mexico State University

Steve Shutt, SID
P.O. Box 3145
Las Cruces, NM 88003
(505) 646-3929 office
(505) 522-4068 home

University of New Mexico

Greg Remington, SID
Athletic Department
Albuquerque, NM 87131
(505) 277-2026 office
(505) 293-5048 home

Old Dominion University

Carol Hudson, Jr., SID
H&PE Building
Norfolk, VA 23508
(804) 440-3372 office
(804) 625-2061 home

Oral Roberts University

Tony Brubaker, SID
7777 South Lewis Avenue
Tulsa, OK 74171
(918) 495-7103 office
(918) 747-4094 home

University of Pennsylvania

Emilie McCarthy, Asst. SID
Weightman Hall-North
Philadelphia, PA 19104
(215) 898-6128 office
(215) 664-5211 home

Providence College

Greg Burke, SID
River Avenue
Providence, RI 02918
(401) 865-2202 office
(401) 353-1702 home

Rutgers University

Bob Smith, SID
P.O. Box 1149
Piscataway, NJ 08854
(201) 932-4200 office
(201) 545-4126 home

Savannah State College

Lee Pearson, SID
P.O. Box 20427
Savannah, GA 31404
(912) 356-2191 office
(912) 232-5972 home

University of South Florida

John Gerdes, SID
4202 East Fowler Avenue
Tampa, FL 33620
(813) 974-2125 office
(813) 971-4967 home

St. Louis University

Bob Noss, SID
3672 West Pine
St. Louis, MO 63108
(314) 658-3188 office
(314) 968-3356 home

Stanford University

Bob Vazquez, SID
Stanford, CA 94305
(415) 723-4418 office
(415) 368-4870 home

Tennessee Tech University

Rob Schabert, SID
Department of Athletics
P.O. Box 5057
Cookeville, TN 38505
(615) 372-3088 office
(615) 526-2576 home

University of Texas

Steve Ross, Asst. SID
P.O. Box 7399
Austin, TX 78713-7399
(512) 471-7437 office
(512) 251-0402 home

Virginia Commonwealth University

Mike Ballweg, SID
VCU Box 2003
Richmond, VA 23284-0001
(804) 270-3335 office
(804) 367-8818 home

University of Washington

Don Meucci, Asst. SID
Graves Building
Seattle, WA 98195
(206) 543-2230 office
(206) 823-8050 home

Wichita State University

Casey Scott, SID
Campus Box 18
Wichita, KS 67208
(316) 689-3265 office
(316) 686-2636 home



ATHLETIC DEPARTMENT DIRECTORY

ATHLETIC DIRECTOR'S OFFICE

Jankovich, Athletic Director.....	284-3822
Nordeen, Administrative Assistant.....	284-3822
Alafatis, Secretary.....	284-3822

WOMEN'S BASKETBALL

oster, Head Men's Basketball Coach.....	284-2680
el Chu, Assistant Coach.....	284-2680
Nance, Assistant Coach.....	284-2680
Wolff, Assistant Coach.....	284-2680
Tuell, Assistant Coach.....	284-2680
arta Manning, Senior Secretary.....	284-2680
Fernandez, Secretary.....	284-2680

ACADEMICS

anna Price, Academic Support Coordinator.....	284-3243
odi Yambor, Sports Psychologist.....	284-3243
Carichoff, Academic Support Coordinator.....	284-3243
ale Lang, Study Skills Coordinator.....	284-3243
Mayhugh, Senior Secretary.....	284-3243

ADMINISTRATION

e Mays, Associate Athletic Director, Internal Affairs.....	284-3822
Johnson, Associate Athletic Director, Compliance.....	284-3822
Quashie, Assistant Athletic Director, Facilities.....	284-3822
ie Nickel, Assistant Events Manager.....	284-3822
Scott, Recruiting Coordinator.....	284-3822
ie Slack, Senior Secretary, Associate Directors.....	284-2692
hy Wehr, Receptionist, Switchboard.....	284-3822

BASEBALL

Fraser, Head Baseball Coach.....	284-4171
Kelley, Assistant Coach.....	284-4171
Pizzolatto, Assistant Coach.....	284-4171
Thomas, Asst. Coach, Recruiting Coordinator.....	284-4171
Luna, Office Coordinator.....	284-4171
Bryant, Manager.....	284-4171
o Collazo, Graduate Assistant.....	284-4171

WOMEN'S BASKETBALL

Labati, Head Women's Basketball Coach.....	284-5802
n Harmony, Assistant Coach.....	284-5802
s Aldave, Assistant Coach.....	284-5802
Gibbons, Secretary to Women's Athletics.....	284-5802

BUSINESS OFFICE

Vall, Associate Athletic Director, Controller.....	284-2786
ey Stern, Business Manager.....	284-2364
en Fernandez, Accountant.....	284-2030
Cole, Accountant.....	284-2783
aPapa, Business Office Secretary, Travel.....	284-2362

CREW

O'Connor, Head Crew Coach.....	284-3811
Esteve, Assistant Coach.....	284-3811
ukasik, Assistant Coach.....	284-3811

EQUIPMENT ROOM

Short, Equipment Manager.....	284-5171
y Revilla, Assistant Equipment Manager.....	284-5171

FOOTBALL

y Johnson, Head Football Coach.....	284-3822
a Schneider, Secretary to the Head Coach.....	284-2674
ard Alexander, Assistant Coach, Receivers.....	284-3822
rodsky, Assistant Coach, Running Backs.....	284-3822
Campo, Assistant Coach, Defensive Backs.....	284-3822
Davis, Assistant Coach, Defensive Line.....	284-3822
ehoe, Assistant Offensive Line Coach.....	284-3822
Golding, Assistant Coach, Tight Ends.....	284-3822

Gary Stevens, Asst. Head Coach, Off. Coordinator, Quarterbacks.....	284-3822
Dave Wannstedt, Defensive Coordinator, Linebackers.....	284-3822
Tony Wise, Assistant Coach, Offensive Line.....	284-3822
Keith Armstrong, Graduate Assistant.....	284-3822
Carmen Grosso, Graduate Assistant.....	284-3822
Ed Orgeron, Graduate Assistant.....	284-3822
Dan Werner, Graduate Assistant.....	284-3822
Tom Tuberville, Volunteer Assistant.....	284-3822
Susy Hernandez, Football Secretary.....	284-2563
Edie Rackoff, Football Secretary.....	284-2563

GOLF

Lela Cannon, Women's Golf Coach.....	284-5802
Chuck Winship, Men's Golf Coach.....	284-4028

HURRICANE CLUB

Evelyn Schwartz, Director of Development.....	284-6699
Gary Sack, Director.....	284-6699
Hal Allen, Assistant to the Athletic Director.....	284-6699
Brian Bemis, Staff Accountant.....	284-6699
Patricia Oramas, Senior Staff Assistant.....	284-6699
Shirley Martin, Senior Secretary.....	284-6699
Joanne Evering, Secretary.....	284-6699
Marianne Zernich, Executive Director, Palm Beach.....	(407) 655-4500
Greg Murphy, Director, Broward.....	525-7500, Ext. 53

SPORTS INFORMATION

Larry Wahl, Associate Athletic Director, Communications.....	284-3244
Richard Dalrymple, Sports Information Director.....	284-3244
John Hahn, Assistant Director.....	284-3244
Ken Lee, Assistant Director.....	284-3244
Patricia Rivero, Senior Staff Assistant.....	284-3244
Carol Recicar, Administrative Assistant.....	284-3244
Tom Piero, Student Assistant.....	284-3244

SPORTS MARKETING

Steve Dangerfield, Assistant Athletic Director, Marketing.....	284-2400
Judie Agosta, Director of Corporate Sales.....	284-2400
Chris Campbell, Director of Promotions, Spirit Groups.....	284-2400
Gina Bryant, Administrative Assistant.....	284-2400

STRENGTH ROOM

Bill Foran, Head Strength and Conditioning Coach.....	284-5260
Mick Smith, Assistant Strength and Conditioning Coach.....	284-5260

SWIMMING AND DIVING

Jack Nelson, Head Coach.....	284-3593
Scott Reich, Diving Coach.....	284-3639
Richard Cahalan, Assistant Swimming Coach.....	284-3593

TENNIS

John Hammil, Head Men's Tennis Coach.....	284-4166
Ros Riach, Head Women's Tennis Coach.....	284-4166
Eric Lundt, Manager- Men's Team.....	284-4166
Susana Rojas, Assistant Women's Coach.....	284-4166

TICKET OFFICE

Steve Dangerfield, Assistant Athletic Director, Tickets.....	284-2655
Pamela Young, Associate Ticket Manager.....	284-2655
Terry Cooksey, Senior Staff Assistant.....	284-2655

TRACK AND CROSS COUNTRY

Tony Caballero, Head Coach.....	284-3822
Bob Zell, Assistant Coach.....	284-3822

TRAINING ROOM

Kevin O'Neill, Head Athletic Trainer.....	284-4131
Andy Clary, Associate Athletic Trainer.....	284-4131
Molly Kepner, Assistant Athletic Trainer.....	284-4131
Andy Moffett, Assistant Athletic Trainer.....	284-4131
Al Shuford, Assistant Athletic Trainer.....	284-4131

TRAVEL SCHEDULE AND ROAD HEADQUARTERS

ONE MIAMI VS. FLORIDA

Date: December 19, 1988
Eastern Airlines Flight #802 leaves Miami at 5:00 p.m. on 12/18/88. ETA in Gainesville at 6:05 p.m.

W. Hilton
13th Street
Gainesville, FL 32608
777-4000

MINAIDE CHRISTMAS CLASSIC

Dates: December 23, 24 & 25, 1988
Eastern Airlines Flight #762 leaves Jacksonville at 8:18 p.m. on 12/20/88 — connects in Atlanta with Delta Flight #62 at 12:03 p.m. ETA in Hawaii at 4:05 p.m.

Waikiki
Alakaua Avenue
Honolulu, HI 96815-2579
22-4422

EASTERN AIRLINES PALM BEACH CLASSIC

Dates: December 28 & 30, 1988
Eastern Airlines Flight #138 leaves Miami at 10:00 p.m. on 12/25/88 — connects in Atlanta with Delta Flight #3:27 p.m. on 12/26/88. ETA in West Palm Beach at 5:05 p.m.

Wyndham Hotel
Melvill Road
Palm Beach, FL 33406
889-6400

TWO MIAMI VS. RUTGERS

Date: January 3, 1989
Eastern Airlines Flight #8 leaves Miami at 9:00 a.m. on 1/1/89. ETA in Newark at 11:38 a.m.

West Marriott
Midway Avenue
Newark, NJ 08873
60-0500

Eastern Airlines Flight #7 leaves Newark at 9:00 a.m. on 1/1/89. ETA in Miami at 11:52 a.m.

THREE MIAMI VS. GEORGETOWN

Date: January 7, 1989
Eastern Airlines Flight #176 leaves Miami at 5:45 p.m. on 1/6/89. ETA in Washington at 8:13 p.m.

Ridge Marriott
Lee Highway
Arlington, VA 22209
84-1460

Eastern Airlines Flight 449 leaves Washington at 8:00 a.m. on 1/7/89. ETA in Miami at 9:50 p.m.

TRIP FOUR MIAMI VS. STANFORD

Game Date: January 16, 1989
Eastern Airlines Flight #501 leaves Miami at 5:55 p.m. on 1/14/89. ETA in San Francisco at 8:49 p.m.

Hyatt Palo Alto
Palo Alto, CA
(415) 493-8000

Continental Airlines Flight #266 leaves San Francisco at 1:00 a.m. on 1/17/89 — connects in Houston with Continental Flight #110 at 8:10 a.m. ETA in Miami at 11:32 a.m.

TRIP FIVE MIAMI VS. DePAUL

Game Date: February 11, 1989
Eastern Airlines Flight #78 leaves Miami at 7:32 p.m. on 2/10/89. ETA in Chicago at 9:36 p.m.

Marriott Suites
6155 North River Road
Chicago, IL 60018
(312) 318-8320

Eastern Airlines Flight #75 leaves Chicago at 11:15 a.m. on 2/12/89. ETA in Miami at 3:02 p.m.

TRIP SIX MIAMI VS. SOUTH FLORIDA

Game Date: February 18, 1989
At the time of printing, travel plans have not been established for this trip.

TRIP SEVEN MIAMI VS. TEXAS

Game Date: February 22, 1989
Continental Airlines Flight #101 leaves Miami at 5:55 p.m. on 2/21/89 — connects in Houston with Continental Flight #139 at 8:35 p.m. ETA in Austin at 9:36 p.m.


Austin Airport Marriott
6121 North IH 35
Austin, TX 78752
(512) 458-6161

MIAMI VS. ORAL ROBERTS

Game Date: February 25, 1989
Continental Airlines Flight #148 leaves Austin at 12:00 p.m. on 2/24/89 — connects in Houston with Continental Flight #1016 at 1:35 p.m. ETA in Tulsa at 3:03 p.m.

Tulsa Marriott
10918 East 41st Street
Tulsa, OK 74146
(918) 627-5000

Continental Airlines Flight #1011 leaves Tulsa at 8:30 a.m. on 2/26/89 — connects in Houston with Continental Flight #106 at 11:20 a.m. ETA in Miami at 2:30 p.m.



EDWARD T. FOOTE II PRESIDENT, UNIVERSITY OF MIAMI


Edward T. Foote, fourth president of the University of Miami, leads one of the nation's youngest private teaching and research universities. Now the largest private university in the Southeast, it is increasingly recognized as a national and international leader.

Since his inauguration in 1981, President Foote has guided the University of Miami during a period of remarkable transition. The University has formed new schools of Architecture, Communication and Graduate International Studies, and the North-South Center; recruited 57 percent of its 1500 member faculty; raised

more than \$400 million in its fund raising campaign, one of the largest in the history of American higher education; reexamined and reemphasized priorities to stress undergraduate and graduate education as well as research; and entered the select circle of Phi Beta Kappa membership.

Before coming to Miami, President Foote held the following positions at Washington University in St. Louis: Special Advisor to the Chancellor and Board of Trustees (1980-81); Dean of the School of Law, where he taught constitutional law and legal ethics (1973-1980); Vice Chancellor, General Counsel and Secretary to the Board of Trustees (1970-73). From 1966 to 1970, he was an associate in the law firm of Bryan, Cave, McPheeters and McRoberts in St. Louis.

From 1962 to 1965, he worked as a reporter in Washington, D.C., first for the Washington Star, and later, while studying law at the Georgetown University Law Center, for the Washington Daily News. In his last year of law school, he worked as an assistant to the chairman of the Pennsylvania Avenue Commission. Following his 1959 graduation from Yale University, he served until 1962 as an officer in the U.S. Marine Corps.



SAM JANKOVICH ATHLETIC DIRECTOR

Just over five years ago, Sam Jankovich accepted the challenge of guiding the University of Miami athletic department. It was a demanding task, an undertaking which would shape the course of Hurricane athletics for years to come.

The challenge would take place during one of the most trying times in the history of intercollegiate athletics — a period where the emphasis on winning, academic excellence, overall competitiveness, and generating revenues has reached an all-time high. The task would be a tough one, but the man appointed to steering the Hurricane athletic fortunes jumped in head first, with his shirt sleeves rolled up and a hard working dedication that has touched just about everyone who has come into contact with the Miami program over that five year stretch.

Results have been significant and positive — and they have come in leaps and bounds since he first walked through the doors of the Hecht Athletic Center on June 13, 1983. National championships have been won in successive years like clockwork: football (1983), women's basketball (1984), baseball (1985), women's tennis (doubles in 1986), men's tennis (singles in 1987) and football (1987). The Hurricanes' overall athletic program has reached a Top 10 national ranking, based on national finishes in men's and women's sports results, and a surplus of world class athletes in all of the intercollegiate arena have walked through those same doors of the Hecht Center. The doors of the Miami athletic department are expanding. The broad-based program has seen increasing emphasis in women's athletics, including a new women's basketball coach in Ferné Labatelli, a new men's golf coach in Chuck Winship, who coached Tampa to consecutive national titles in 1986 and 1987. Tournament and event sponsorships are reaching new heights. New programs have been pursued and conquered in the resurrection of a major college men's basketball program which sat dormant for 14 years until Jankovich built the foundation for its reinstatement in 1987. The rebirth, came the construction of the 1.1 million dollar Knight Sports Complex which is now part of the Hecht Center and houses the Hurricane men's and women's roundball programs. The new facility has also enabled the growth of a UM strength room into one of the nation's most complete.

Recently, the Ron Fraser Building was added to the grounds of Mark Light Stadium, complete with locker room, clubhouse and office facilities that make the Hurricanes' baseball home among the most modern in the country. Last fall, construction of the Neil Schiff Tennis Center was finished and now the 1,000-plus seat facility is the home to eight championship courts that have been furnished with quality tournament lighting.

The refurbishing of the Greentree Track was completed this spring and the newest addition to the collection of outstanding athletic facilities hosted its first championship meet, featuring an annual array of Olympians and world record holders.

On the drawing board for the Athletic Complex are a brand new hall of fame building, and a convocation center to provide space for athletic events as well as classroom activities, lectures, commencement and student activities. And this year, the men's basketball team will play its home games in the new downtown Miami Arena, among the best facilities in the nation.

Facilitating the growth and expansion of facilities and nationally elite programs, Jankovich has new ground in the always challenging areas of funding a major college program within a private institution. In cultivating the support of the South Florida community, Jankovich has overseen the growth of the Hurricane Club into a financial foundation that has increased its annual gift total from \$10,000 in 1982 to close to \$3 million in 1988.

At that time, ticket sales have also made dramatic strides, with 1987 producing all-time highs in season tickets, total home attendance and average home attendance at the University of Miami. Annual revenues have been generated through Hurricane appearances on network television at an unprecedented rate. In the past four years, Hurricane football, basketball and baseball teams have made 54 network television appearances. Moreover, the 1987 national championship football team played six of its 12 games in '87 in front of a network TV audience, while the rapidly growing basketball team made five network splashes in only its third year of existence.

In pursuing the department's goal of striving to attain the nation's most outstanding overall athletic program Jankovich added men's and women's varsity crew to the Hurricane roster in 1987 and during that first year of competition, Miami brought home a national championship in the NCAA's novice division.

Though ambitious and determined to compete with the best in the nation, Jankovich has maintained a predominant focus on the importance of the development of the student who is also an athlete. Academic support systems have grown in size, scope and productivity over the past five years, and as a very visible result, the UM athletic department's graduation rate has soared to nearly 70 percent.

That success has earned Jankovich a new five-year contract to guide the fortunes of Miami's athletic department, and a great deal of respect not only locally but on the national level. He is chairman of the NCAA Division 1-A Athletic Directors Television Committee, formulated to review and make recommendations on the current status of college football on television, and was recently elected third Vice President of NACDA, the National Association of College Directors of Athletics. He is also the second vice chair of the Division 1-A Athletic Directors, and is on the NCAA Special Events committee and the College Football Association (CFA) Athletic Directors Committee.

Prior to coming to Miami, Jankovich served as athletic director at Washington State University where he developed a \$7.5 million building effort that included new construction and renovation of existing facilities. While competing in the prestigious PAC-10 Conference, his teams participated in their first bowl in 50 years (1981 Holiday Bowl), made two NCAA basketball tournament appearances and captured a conference title in track.

Committed to community activities, the Jankovich family is very active in the Serbian Orthodox Church. Sam is married to the former Patty Mullins of Butte, Montana. They have three children and seven grandchildren.

YEAR ON STAFF: SIXTH

Professional Experience:

1983-1988 Director of Athletics, University of Miami, Miami, Florida
1976-1983 Director of Athletics, Washington State University, Pullman, Washington
1971-1976 Assistant Athletic Director, Washington State University, Pullman, Washington
1966-1968 Director of Physical Education and Athletics, School District No. 1, Butte, Montana

Coaching Experience:

1968-1971 Head Assistant Football Coach and Defensive Coordinator, Washington State University, Pullman, Washington
1964-1966 Assistant Football Coach, Montana State University, Bozeman, Montana
1962-1964 Assistant Basketball Coach, Butte Public High School, Butte, Montana
1961-1964 Head Football Coach, Butte Public High School, Butte, Montana
1960-1963 Head Women's Track Coach, City of Butte, Montana
1958-1961 Head Wrestling Coach and Assistant Football Coach, Butte Public High School, Butte, Montana
1958 Graduate Assistant, University of Montana, Missoula, Montana
1958 Head Coach, East-West Shrine Game

Playing Experience:


1956-1958 Three-year letterman at linebacker and offensive guard for the University of Montana

Education:

1952 graduate of Butte Public High School, Butte, Montana
1958 B.S. in Business Administration, University of Montana, Missoula, Montana

Personal Data:

Full Name: Samuel Jankovich
Age: 54
Born: September 10, 1934 in Butte, Montana
Wife: the former Patty Mullins of Butte, Montana
Children: Michael 33, Sue Ellen 31, Sam Jr. 25
Grandchildren: seven



BILL FOSTER HEAD BASKETBALL COACH

Four years ago, Bill Foster convened his coaching staff on an outdoor patio in Coral Gables, Florida, and tossed a basketball into the air. A simplistic act, but one which had not been seen on the University of Miami campus in 13 years.

Basketball had been all but a distant memory to South Florida. There was no schedule ... no practice facility ... no returning letterman ... there was only a dream. Foster, recognized as one of the finest builders of championship college basketball programs, stood in the warm Florida sun with a most challenging task set before

him — to build the University of Miami a winning basketball program from scratch.

"If you set a goal to be the best, then you've got to pay the price and be willing to play the very best. Our goal here will be nothing short of becoming one of the finest teams in the country." — Bill Foster, March 21, 1984

When the program was restored in 1984, a brief peak at the imposing schedule of opponents would have appeared to be suicide for the infant program with dreams of becoming a national contender. Even the greatest of South Florida's optimists would have balked at the thought of Miami posting more than 14 wins in any of its first three years.

In the years that have followed, Foster has set about the task of transforming Hurricane basketball into a force in the world of college basketball. No shortcuts have been taken. No easy steps. Bill Foster has painstakingly done things "the right way."

The wins have come. The program is on its way. This dream is just beginning.

The recent accomplishments of Miami's first three years in the "new era" have impressed even the most optimistic basketball followers and have instilled a nervous anticipation of the exciting future that lies ahead:

- *** The UM program has developed through weathering the storms of the nation's very best opposition. In the last three seasons, Miami has faced 21 teams that have advanced to the NCAA Tournament, including eight last season. Miami also has played 12 NIT teams in that same span.
- *** In the past three years, two out of every three Hurricane games have been broadcast on live television, while 10 of those contests have been network telecasts — CBS, NBC, ESPN & USA.
- *** The Hurricanes were victorious in 32 of 53 games played at home in the James L. Knight Center. For 1988-89, the UM basketball program steps up to the recently completed \$52 million Miami Arena.
- *** Through three years of competition, Miami's basketball program has maintained a team grade point average of better than 2.5. The 'Canes currently boast a guard (Kevin Presto) who has started 76 games while qualifying for the Dean's List in each of his four years at UM. Last year's lone senior, Tim Dawson, received his degree in criminal justice, further pushing the graduation mark for Bill Foster coached teams above the 90% mark.
- *** Foster has held true to his promise of playing a national schedule. In three seasons, the Hurricanes have travelled to 15 different states and Puerto Rico. This year the Hurricanes travel to Hawaii (Chaminade Christmas Tournament), California (Stanford University), Illinois (DePaul University), Texas (University of Texas), and Oklahoma (Oral Roberts University), bringing the four year list of national road stops to 19 states and one foreign country.
- *** Victories. A total of 46 wins against 44 losses in the first three seasons, including a 14-win total in the first year of basketball in 14 years, followed by a 16-win season in 1986-87 and a 17-win campaign in '87-88.

The accomplishments come nowhere close to exceeding the expectations, but Foster and his ambitious staff prefer things be that way. The head coach bases his team's philosophy on the belief that "we can accomplish anything, as long as we work together and work hard."

Bill Foster's road to the sunshine of Miami has been weaved with successful stops at every southern coaching post. His career began at Carson Newman College in Tennessee, where he guided the 1958 freshman team to a 19-1 record during his senior year at the school.

His only high school coaching job was at Marion High School in Marion, South Carolina, where he posted a three-year record of 42-21 from 1958 to 1961.

At Shorter College in Rome, Georgia, his five year totals included four 20-win seasons and 15 conference and tournament championships.

After spending two years as a recruiter at The Citadel, Foster took on the tall task of constructing a major college program at the University of North Carolina-Charlotte. At UNCC, he saw the opportunity to transform a Division III program into a solid major college power. From a group of junior college transfers during his first season (1970-71), to the later likes of Cedric Maxwell, Foster laid the solid foundation that would produce a record of 45-7 in his final two years at UNCC. Following his departure to Clemson, the UNCC team that five years earlier had been a mere Division III program, advanced to the finals of the 1976 NIT and on to 1977 NCAA Final Four.

Moving on to Clemson in 1975, Foster inherited a program that had never won 20 games in a single season, while making only one post season tournament appearance in more than 60 years. In nine seasons, Foster's Tigers made four tournament trips, while posting three twenty-game winners and an NCAA quarterfinalist berth.

Foster's tenure at Clemson was highlighted by fifteen wins over teams that were ranked in the Top 20 — including an 87-82 overtime win over No. 1 Duke in 1980. His teams made four straight trips to post season tournaments from 1978 to 1982, and the 1980 club advanced to the NCAA quarterfinals before bowing to UCLA by an 85-74 count. During that same season, the Tigers went undefeated at home, while earning a national ranking for nine straight weeks.

When you consider the state the individual programs were in prior to Foster's arrival, the following statement becomes even more astounding: In 22 years of college coaching, Bill Foster has won 399 games against just 220 losses. In that time, only two of his teams have failed to produce a winning record.

Not only has he built winning programs around the country, Foster also has helped guide the careers and lives of hundreds of young men. In just four short years since the Miami program has been restored, six Hurricane players have completed four years of basketball eligibility...and all six of those young men have walked away with college degrees. For his career, Foster's graduation rate stands at over 90%, and he has helped guide the careers of current NBA stars Cedric Maxwell (UNC-Charlotte), Tree Rollins (Clemson) and Larry Nance (Clemson).



Head Coach Bill Foster and Assistant Daniel Chu.

COACHING EXPERIENCE

1984-88 Head Coach, University of Miami, Miami, Florida
1975-84 Head Coach, Clemson University, Clemson, South Carolina
1969-75 Head Coach and Athletic Director, University of North Carolina-Charlotte, Charlotte, North Carolina
1967-69 Assistant Coach, The Citadel, Charleston, South Carolina
1962-67 Head Coach and Athletic Director, Shorter College, Rome, Georgia
1958-61 Head Coach, Marion High School, Marion, South Carolina
1957-58 Freshman Coach, Carson Newman College, Jefferson City, Tennessee

EDUCATIONAL BACKGROUND

1961 M.S. Physical Education and Administration, University of Tennessee, Knoxville, Tennessee
1958 B.S. Physical Education (cum laude), Carson Newman College, Jefferson City, Tennessee
1954 Graduate and Salutatorian of Hemingway High School, Hemingway, South Carolina

PERSONAL DATA

Born April 1, 1936
Full Name William Carey Foster
Family Foster and his wife, the former Linda Maxwell of Asheville, North Carolina, have two daughters, Leslie (26) and Laura (24).

BILL FOSTER'S COLLEGIATE COACHING RECORD — 22 Years — 399-220 — .645

Head Coach — Shorter College, Rome, GA — 5 Years

YEAR	WON	LOST	PCT
1962-63	16	8	.667
1963-64	22	5	.815
1964-65	24	5	.828
1965-66	26	5	.839
1966-67	22	8	.733
TOTALS	110	31	.780

Assistant Coach — The Citadel, Charleston, South Carolina — 2 Years

Head Coach — Univ. of N. Carolina-Charlotte, Charlotte, NC — 5 Years


YEAR	WON	LOST	PCT
1970-71	15	8	.652
1971-72	13	12	.520
1972-73	14	12	.538
1973-74	22	4	.846
1974-75	23	3	.889
TOTALS	87	39	.693

Head Coach — Clemson University, Clemson, SC — 9 Years

YEAR	WON	LOST	PCT
1975-76	18	10	.643
1976-77	22	6	.786
1977-78	15	12	.555
1978-79	19	10	.655 NIT
1979-80	23	9	.718 NCAA
1980-81	20	11	.645 NIT
1981-82	14	14	.500 NIT
1982-83	11	20	.355
1983-84	14	14	.500
TOTALS	156	106	.595

Head Coach — University of Miami, Miami, FL — 3 Years

YEAR	WON	LOST	PCT
1985-86	14	14	.500
1986-87	15	16	.483
1987-88	17	14	.548
TOTALS	46	44	.535



Daniel Chu Assistant Coach

Year on UM Staff: Fourth

Entering his second season as a full-time member of the Hurricane coaching staff is assistant coach Daniel Chu. A graduate assistant coach since the rebirth of the program in November of 1985, Chu has been a major catalyst in the rapid development of the Miami program. His overall knowledge of the college game has made him a valuable asset to Bill Foster's staff in the areas of scouting, academics, recruiting

and actual work on the floor in practice sessions and games.

A 1981 graduate of St. Mark's School in Dallas, Texas, Chu spent his first two seasons as a college player at Cornell University (1981-83). He completed his playing career at Washington University in St. Louis, Missouri, where he earned a Bachelor of Science degree in electrical engineering.

One of the nation's youngest Division I full-time assistant coaches, Chu has been very active in the summer camp circuit for the last four years. He was one of the founders of the Dallas All-Star Basketball Camp (now known as the Spud Webb Basketball Camp), and he has also worked the Bill Foster Basketball Camp at the University of Miami in each of the past four years.

The 25-year-old Chu and his wife, the former Victoria Boyd of Cincinnati, Ohio, have one daughter, Katie Elizabeth, born June 23, 1988.

Coaching Experience:

1987- Assistant Coach, University of Miami, Coral Gables, Florida
1985-87 Graduate Assistant Coach, University of Miami, Coral Gables, Florida

Playing Experience:


1983-85 Two-year letterman at Washington University, St. Louis, Missouri
1981-82 Freshman team member at Cornell University, Ithaca, New York
1979-81 Three-year letterman at St. Mark's School, Dallas, Texas

Education:

1987 M.A. in Athletic Administration, University of Miami, Miami, Florida
1985 B.S. in Electrical Engineering, Washington University, St. Louis, Missouri
1981-83 Attended Cornell University, Ithaca, New York
1981 Graduate of St. Mark's School, Dallas, Texas

Personal Data:

Full Name: Daniel T. Chu
Age: 25
Born: May 30, 1963
Wife: the former Victoria Boyd of Cincinnati, Ohio
Children: Katie Elizabeth, born June 23, 1988



Stan Nance Assistant Coach

Year on UM Staff: First

Stan Nance has been a successful force at every stop of his playing and coaching career. Beginning in 1988, Nance joins the Miami staff as full-time assistant coach with the determination to keep his winning record intact.

Nance began his winning ways during his four-year career at Rutgers University where he helped the Scarlet Knights to a pair of NCAA tournament appearances and

two berths in the National Invitational Tournament. The 1975-76 Rutgers team posted a perfect 31-0 regular season record and advanced to the NCAA Final Four.

Following graduation, Nance remained at Rutgers as an assistant coach for one season before being hired as an assistant at St. Peter's which earned two NIT invitations during his three seasons on the Peacocks' staff.

In 1982, Nance began a four-year stint as an assistant coach at Boston College. While a member of the Eagle coaching staff, BC posted a 76-45 (.628) record. Boston College's 1982-83 team won the Big East regular season crown and advanced to the NCAA Tournament's Final 16 before finishing with a 25-7 ledger. The '83-84 squad managed an 18-12 mark en route to an NIT invitation and the '84-85 Eagle team received a bid to the NCAA tourney with a 20-11 record.

Most recently, Nance served as an assistant at Virginia Commonwealth University for two seasons in which the Rams produced an overall record of 40-27, including a 23-13 mark in the 1987-88 season that saw VCU advance to the quarterfinals of the NIT.

This season, Nance will have the distinction of coaching Miami against Virginia Commonwealth after being on the VCU staff last season against the Hurricanes. In last season's meeting, Miami upset VCU in Richmond, VA, 96-93.

The 33-year-old Nance and his wife, the former Alethea McFarlane of Kingston, Jamaica, are the parents of a four-year-old son, Darnell.

Coaching Experience:

- 1988- Assistant Coach, University of Miami, Coral Gables, Florida
- 1986-88 Assistant Coach, Virginia Commonwealth University, Richmond, Virginia
- 1982-86 Assistant Coach, Boston College, Boston, Massachusetts
- 1980-82 Assistant Coach, St. Peter's College, Jersey City, New Jersey
- 1978-79 Assistant Coach, Rutgers University, Piscataway, New Jersey

Playing Experience:


- 1974-78 Four-year letterwinner at guard for Rutgers University, Piscataway, New Jersey

Education:

- 1978 B.A. in Economics from Rutgers University, Piscataway, New Jersey
- 1974 Graduate of Springarn High School, Washington, D.C.

Personal Data:

Full Name: Stanford D. Nance
Age: 33
Born: July 8, 1955
Wife: the former Alethea McFarlane of Kingston, Jamaica
Children: Darnell, 4



David Wolff Assistant Coach

Year on UM Staff: Second

Now in his second season in the Hurricane fold, David Wolff is no stranger to basketball heritage and success. Having been raised in the Hoosier State and bred as a college player in North Carolina, Wolff has experienced the game's finest high school and college competition and traditions.

A 1975 graduate of North Central High in Indianapolis, Wolff went on to start for four years at the

University of North Carolina-Wilmington. After graduating cum laude from UNC-Wilmington with a degree in history, Wolff held assistant coaching posts with two Wilmington area high schools from 1979 to 1982, where he coached current NBA stars Michael Jordan (Laney High) of the Chicago Bulls and Kenny Gattison (New Hanover High) of the Phoenix Suns.

Moving south to DeLand, Florida, he accepted a graduate assistant's position at Stetson University where he would gain a master's degree in education in 1984. Wolff then served as a full-time assistant coach at Samford University in Birmingham, Alabama for three years before coming to Miami in the summer of 1987.

Wolff, 31, is married to the former Catherine Lace of Wilmington, North Carolina.

Coaching Experience:

- 1987- Assistant Coach, University of Miami, Coral Gables, Florida
- 1984-86 Assistant Coach, Samford University, Birmingham, Alabama
- 1982-84 Graduate Assistant Coach, Stetson University, DeLand, Florida
- 1980-82 Assistant Varsity Coach, New Hanover High School, Wilmington, North Carolina
- 1979-80 Assistant Varsity Coach, Laney High School, Wilmington, North Carolina

Playing Experience:

- 1975-79 Four-year starter at the University of North Carolina-Wilmington, Wilmington, North Carolina
- 1972-75 Three-year letterman at North Central High School, Indianapolis, Indiana

Education:

- 1984 M.Ed. in Educational Administration, Stetson University, DeLand, Florida
- 1979 B.A. in History (cum laude), University of North Carolina-Wilmington, Wilmington, North Carolina
- 1975 Graduate of North Central High School, Indianapolis, Indiana

Personal Data:

Full Name: David Paul Wolff
Age: 31
Born: March 4, 1957
Wife: the former Catherine Diana Lace of Wilmington, North Carolina



Gary Tuell Assistant Coach

Year on UM Staff: Second

A major asset to the Miami coaching staff is Gary Tuell, who possesses nine years of coaching experience on the collegiate level, including five years as a head coach.

A native of Louisville, Kentucky, Tuell graduated from Male High School in 1968. He received his first taste of college coaching experience as an undergraduate at the University of Louisville, assisting with the Cardinal freshman team during the 1971-72 season.

After earning a degree in English from Louisville in 1973, he served as the sports information director at his alma mater for five years.

In 1978, Tuell began his career as a head coach, accepting the top post at Cincinnati Bible College in Ohio, where he posted a four-year record of 89-29. After a two-year volunteer assistant coaching stint at Louisville (1982-84), he served as the head basketball coach at Milligan College (NAIA) in Johnson City, Tennessee. After leaving Milligan, he spent a year as a college scout while working on a book that chronicled the history of Louisville Cardinal Basketball.

Coaching Experience:

- 1987- Assistant Coach, University of Miami, Coral Gables, Florida
- 1985-86 Head Coach, Milligan College, Johnson City, Tennessee
- 1982-84 Assistant Coach, University of Louisville, Louisville, Kentucky
- 1978-82 Head Coach, Cincinnati Bible College, Cincinnati, Ohio
- 1971-72 Assistant Freshman Coach, University of Louisville, Louisville, Kentucky

Playing Experience:


- 1966-68 Three-year letterman at Male High School, Louisville, Kentucky

Education:

- 1973 B.A. in English at University of Louisville, Louisville, Kentucky
- 1968 Graduate of Male High School, Louisville, Kentucky

Personal Data:

Full Name: Gary David Tuell
Age: 38
Born: January 16, 1950
Marital Status: Single



Bill Foran Head Strength and Conditioning Coach

Year on UM Staff: Fourth

Coaching Experience:


- 1985- Head Strength and Conditioning Coach, University of Miami, Coral Gables, Florida
- 1981-85 Head Strength Coach, Washington State University, Pullman, Washington
- 1980-81 Assistant Strength Coach, Michigan State University, East Lansing, Michigan
- 1977-80 Teacher, Recreation Director, Assistant Varsity Football Coach, Ovid-Elsie Area Schools, Ovid-Elsie, Michigan

Education:

- 1981 M.S. in Exercise Physiology, Michigan State University, East Lansing, Michigan
- 1977 B.S. in Education, Central Michigan University, Mt. Pleasant, Michigan
- 1972 Graduate of Ovid-Elsie High School, Ovid-Elsie, Michigan

Personal Data:

Full Name: William Leo Foran
Age: 34
Born: December 17, 1953
Wife: the former Karen Beth Jensen of Utica, Michigan
Children: Eric, 1



Andy Clary Associate Athletic Trainer/ Head Basketball Trainer

Year on UM Staff: Sixth

Professional Experience:

- 1984- Associate Athletic Trainer, University of Miami, Coral Gables, Florida
- 1983-84 Assistant Athletic Trainer, University of Miami, Coral Gables, Florida
- 1981-83 Graduate Assistant, Florida State University, Tallahassee, Florida
- 1976-81 Student Trainer, Purdue University, West Lafayette, Indiana
- Summer 1980 Assistant Athletic Trainer, Baltimore Colts, Baltimore, Maryland

Education:

- 1983 M.S. in Athletic Administration, Florida State University, Tallahassee, Florida
- 1982 Certified, National Athletic Trainers Association
- 1981 B.S. in Health and Safety Education with specialization in Athletic Training, Purdue University, West Lafayette, Indiana
- 1976 Graduate of Peru High School, Peru, Indiana

Personal Data:

Full Name: Andrew Clary
Age: 30
Born: July 11, 1958
Marital Status: Single



John Uribe Team Physician and Orthopedic Surgeon

Year on UM Staff: Second

Professional Experience:

1987- Associate Professor and Head of the Sports Medicine Division, Department of Orthopedic Surgery, University of Miami, Coral Gables, Florida
1985-87 Orthopedic Surgeon Chief, Tripler Army Medical Center, Honolulu, Hawaii
1981-87 Team Physician, United States Ski Team
1984-85 Sports Medicine Fellow, Hughston Sports Medicine Clinic, Columbus, Georgia
1981-83 Assistant Chief of Orthopedic Surgery, United States Army Medical Center, Frankfurt, West Germany


Education:

1984-85 Sports Medicine Fellowship, Hughston Sports Medicine Clinic, Columbus, Georgia
1977-81 Orthopedic Surgery Resident, Jackson Memorial Hospital, Miami, Florida
1972-76 M.D. University of North Carolina, Chapel Hill, North Carolina


Personal Data:

Full Name: John William Uribe
Age: 38
Born: September 20, 1949 in Bogota, Colombia
Wife: Nancy Reiersen, M.D., of Chapel Hill, North Carolina
Children: Alex, 1

SPORTS MEDICINE STAFF



John Cunio, M.D.
(Miami, 1958)
Team Physician/Int. Medicine
Clinical Prof./UM Med. School



James Katsikas, M.D.
(Miami, 1964)
Team Physician/Int. Medicine
Cl. Assoc. Prof./UM Med. School



Jack Young, M.D.
(Miami, 1973)
Team Physician/Emerg. Medicine
Cl. Assoc. Prof./UM Med. School




Richard Mariani, D.D.S.
(Miami, 1957)
Team Dentist




Jack Brenner, D.D.S.
(Miami, 1958)
Team Dentist



Robert Tanner, O.D.
(Penn State, 1941)
Team Optometrist



PLAYER PROFILES




21 BRANDON ADAMS

F, 6-6, 205, 18, Freshman
Washington, DC

AT MIAMI: First-year freshman who signed a national letter of intent to join the Hurricanes in April of 1988...the only true forward in the Miami recruiting class of 1988 at 6'6"...has an excellent shooting touch...joins Joe Wylie as the two Hurricanes from Washington, DC. **HIGH SCHOOL:** Started his senior season for perennial national power Flint Hill Prep in Oakton, VA after transferring from nearby

St. John's High School in Washington, DC...led St. John's to a 21-4 record in 1986-87...Flint Hill finished the '87-88 campaign with a 22-2 record in independent play and a No. 9 national ranking...averaged 11.2 points and 7.1 rebounds per game for FHP which had all five starters averaging in double figures...an excellent shooter inside the point...hit on 62.5% of his field goal attempts...tallied 18 points in a victory over Miami High en route to winning the prestigious King Cotton Tournament in Pine Bluff, AK...selected to the Washington Post All-Independent Team...coached at Flint Hill by Stu Vetter. **PERSONAL:** Full name is Brandon E. Adams...is the youngest player on the UM team, born 8/17/70.




32 ERIC BROWN

G, 6-6, 195, 20, Senior
Brooklyn, New York
Major: Business

1987-88 TEAM RANKINGS:

1st — Scoring Average (18.4)	2nd — Rebounding Average (7.1)
1st — Free Throws Made (161)	3rd — Blocked Shots (31)
1st — Field Goal Percentage (.580)	3rd — Dunks (23)
2nd — Field Goals Made (193)	

AT MIAMI: Fourth-year senior who has been Miami's most talented and consistent performer in each of the last three years...has made steady improvement in each of his first three seasons and is considered a serious candidate for post season awards this year...will be looked to, along with teammate Dennis Burns, to lead the Hurricanes in '88-89...Brown (1,505 points) needs just 24 points to move into 3rd place on the all-time Hurricane scoring ledger ahead of former UM All-American Dick Hickox (1958-61)...has led the Hurricanes in scoring in each of the last three years (16.4 in 1985-86, 15.9 in 1986-87, 18.4 in 1987-88)...with 606 career rebounds, Brown is 40 boards shy of breaking into the top 10 in UM history...has scored in double figures in 76 of his 88 collegiate games...has tallied 20 points or more in 30 games (5th in UM annals). **AS A JUNIOR IN 1987-88:** Set an all-time Miami record for field goal percentage by hitting on 58% of his shots from the field (193-333)...tallied 551 points, the best single-season performance by any Hurricane since the rebirth of the program three years ago...recorded the third-highest mark in UM history for free throws made with 161...recorded 10 20-point games and two 30-point contests...exploded for a career-high 39 points in Miami's 110-107 win over Alabama State to mark the highest individual scoring total by a Hurricane since the program was reinstated...also added 14 rebounds vs. ASU...against Fairleigh Dickinson, accounted for 24 markers in a 81-68 Miami victory...made a triumphant homecoming at Madison Square Garden (2/1) vs. Marist, scoring 19 points and collecting 14 rebounds off the bench while earning "MVP" honors in Miami's thrilling overtime win (79-76)...tied his career-high for points with 39 (13 of 16 from the field and 13 of 16 from the line) and grabbed eight rebounds to lead the 'Canes over NIT quarterfinalist Virginia




Eric Brown

Commonwealth (96-93)...pumped in 23 points and recorded nine rebounds in Miami's 92-71 victory at South Florida...led the 'Canes past Central Florida (100-80) with 10 rebounds and 26 points (including 10 of 13 from the charity stripe)...scored 14 points and pulled down a game-high 12 rebounds in the UM's 90-89 loss to Dayton...in the last nine games of 1987-88, Brown averaged 22.0 points per game, recorded nine blocked shots and 14 dunks. **AS A SOPHOMORE IN 1986-87:** Paced the Miami offensive effort with a team-high 15.9 scoring average, while also finishing the year ranked second in rebounding with a 5.9 average...was the Hurricanes' leading scorer in 14 of the 31 games...also topped the squad in rebounding on five separate occasions...tallied double figure scoring totals in 26 games...scored 20 points or more in ten games...turned in a then career-high scoring performance of 27 points in Miami's narrow 92-88 loss to NCAA Final Four participant Providence in the Knight Center...also hit on a career-best 14 of 17 free throw attempts vs. the Friars...other top scoring outings included 26 points vs. Penn State (11 of 18 from the floor), and 24 points in wins over Stanford and Maryland-Eastern Shore...his only double figure rebounding outing was an 11-carom night vs. the Wisconsin Badgers. **AS A FRESHMAN IN 1985-86:** Was selected to Basketball Weekly's Freshman All-American Team, while finishing the year as the nation's ninth-leading freshman scorer in NCAA Division I...selected by his teammates as the MVP for the season after leading the 'Canes in scoring (460), rebounding (208), field goals (174), free throws (112) and minutes played (33 per game)...also led the team in scoring in 12 separate games and topped the Hurricane rebounding chart on 14 occasions...scored in double figures in all but two of Miami's games, while also eclipsing the 20-point barrier in ten games...collected ten rebounds or more in six games, with his highest total (14) coming in Miami's AMI Classic win over Georgia State...hit on 74.0% of his free throw attempts in final for minutes of all games (20 of 27)...put together a red-hot 20-22 free throw shooting streak over five games in November and December. **HIGH SCHOOL:** Led Boys and Girls High School to two consecutive PSAL championships...team posted a 25-3 record in Brown's senior year...earned first-team all-state honors as a senior after posting an 18.8 scoring average and a 13.1 rebounds per game average...also contributed 4.9 assists per game...his best individual performance came in a 1985 game against Trenton (NJ) High School when he accounted for 35 points, 15 rebounds, five steals and three blocked shots...as one of the nation's most traveled prep players, Brown's talents took him to several major tournaments in the U.S. and abroad...has played in tournaments in Germany, Hawaii, Boston and Las Vegas...was a high school teammate of Dwayne "The Pearl" Washington (New Jersey Nets and Miami Heat) and competed in the Empire State games with teammate Walter Berry (San Antonio Spurs)...hails from the same high school which produced Connie Hawkins...earned the Trevor Mickens award for academic achievement in high school...coached by Paul Brown. **PERSONAL:** Full name is Eric Anthony Brown...photo appeared in Sports Illustrated feature on Miami basketball (1/6/86)...majoring in business at Miami... born 8/19/67.

BROWN'S CAREER HIGHS	
PTS — 39 vs. Alabama State (12/21/87) vs. Virginia Commonwealth (2/22/88)	FT — 14 vs. Providence (1/20/87)
FG — 15 vs. Alabama State (12/21/87)	FTA — 17 vs. Providence (1/20/87)
FGA — 22 vs. Marquette (1/24/87)	FT% — 1.000 vs. Colgate (12/4/87, 7-7)
FG% — .937 vs. Alabama State (12/21/87)	REB — 14 vs. Georgia State (11/29/85) vs. Alabama State (12/21/87)
3-PT FG — 2 vs. Maryland-Eastern Shore (1/14/88) vs. Florida State (H) (2/4/87)	AST — 8 vs. San Diego State (1/31/87)
3-PT FGA — 4 vs. Three Opponents	BLK — 3 vs. American (12/29/87)
3-PT FG% — 1.000 vs. Florida State (2/4/87, 2-2) vs. Maryland-Eastern Shore (1/14/87, 2-2)	STL — 3 vs. five opponents
	MIN — 41 vs. Arizona (1/18/86)


BROWN'S CAREER TOTALS																			
YEAR	GP-GS	MIN	AVG	FGM-FGA	FG%	3-POINT		FTM-FTA	FT%	REBOUNDS						PF	DQ	PTS-AVG	
						FGM-FGA	FG%			OFF	DEF	TOT	AVG	AST	STL				BLK
85-86	28-27	927	33	174-346	.503	-	-	112-156	.718	-	-	208-74	61	24	18	90	77-6	460-16.4	
86-87	31-27	924-30	183-388	.472	14-38	.368	114-145	.786	59	125	184-59	71	32	11	80	80-5	494-15.9		
87-88	30-24	894-30	193-333	.580	4-13	.308	161-229	.703	69	145	214-71	37	22	31	84	93-4	551-18.4		
TOTALS	89-78	2745-31	550-1067	.515	18-51	.353	387-530	.730	128	270	606-68	169	78	60	254	250-15	1505-16.9		



23
DENNIS BURNS
G/F, 6-6, 180, 21, Senior
Sicklerville, New Jersey
Major: Business

1987-88 TEAM RANKINGS:			
1st — Dunks (56)	3rd — Field Goal Percentage (.508)		
1st — Field Goals Made (203)	3rd — Rebounding Average (4.4)		
2nd — Blocked Shots (42)	3rd — Assists (74)		
2nd — Scoring Average (15.4)			

AT MIAMI: Fifth-year senior who has emerged as Miami's most exciting offensive player and top dunk specialist...is the best natural athlete on the team with outstanding leaping ability and acrobatic style of play...has made steady improvement in each of his first three seasons and is considered a serious candidate for post season awards this year...will be looked to heavily, along with Eric Brown, to lead the Hurricanes in '88-89...led South Florida's new Goya Summer Basketball League in scoring this past summer with a 33.6 ppg average...has the versatility to play either guard or forward...made the switch from small forward to off-guard in his sophomore season...has scored in double figures in 55 of his 88 collegiate games with 14 games of 20 points or more...has tallied 478 career field goals, the 10th best mark in Miami history...was originally recruited by Head Coach Bill Foster at Clemson, but chose to attend Miami when Foster took the Hurricane job in March of 1984...is Miami's only player from the state of New Jersey. **AS A JUNIOR IN 1987-88:** Hit on 50.8% of his field goal attempts, the seventh best mark in UM annals...tallied a team-leading 56 dunks and 203 field goals...enjoyed his best overall career game vs. Dayton (90-89 loss) scoring a career-high 31 points, grabbing nine rebounds, and tallying eight assists, five dunks, three steals and two blocked shots...led the 'Canes against Providence with 27 points, including a career-high 19 first half markers, and nine rebounds while holding the Friars' Delray Brooks to just six points for the night as Miami held on for an 83-77 upset at the Providence Civic Center...tied his career best for dunks with six vs. Alabama State while also matching his career best for points with 29 (13 of 17 from the floor)...scored 24 points in the UM's 104-70 win over American...pumped in 14 points, five rebounds and two blocked shots in Miami's 80-75 come-from-behind win over South Florida...tallied 24 points, six rebounds and three blocked shots in 38 minutes as the 'Canes defeated Virginia Commonwealth in the Richmond Coliseum...scored 27 points, blocked four shots and dished out a career-high nine assists in 40 minutes of action before a National TV audience (NBC) as Miami fell to DePaul (101-82)...in the last eight games of 1987-88, Burns averaged 21.5 points per game, recorded 18 blocked shots and 22 dunks. **AS A SOPHOMORE IN 1986-87:** Started seven of the 29 games he played in at a guard post, while averaging 18 minutes per game...finished the season as Miami's fourth-leading scorer with 8.4 points per game...top outing came against the Tar Heels of North Carolina (21 points) where he hit on nine of 18 field goal attempts...hit for double figure scoring totals in 11 games, while leading the team in scoring on three occasions: North Carolina (21), Wisconsin (14) and Kansas (13)...tied his career high rebounding total of nine in Miami's convincing 97-47 win over Armstrong State at the Knight Center...finished the year ranked second on the squad in blocked shots with 18. **AS A FRESHMAN IN 1985-86:** Was the Hurricanes' top dunk specialist as a rookie, leading the team with 30 slams...opened the historic 1985-86 season in style with seven dunks vs. The Citadel...scored in double figures in 20 of 28 games, while compiling five games of 20 points or better...top outing came against the nation's No. 1 ranked Duke Blue Devils in Durham when he scored 29 points (14 of 23 from the field) and received a standing ovation from the vocal Duke crowd as he departed the game...other twenty-point games came against The Citadel (24), Rider (24), Dayton (23) and Notre Dame (22)...finished the season as Miami's most explosive scorer, averaging over 16 points per game in the last nine contests...outstanding leaping ability enabled him to rank second in blocked shots (27)...high rebounding output came in heartbreaking overtime loss to Arizona on CBS-TV, when he grabbed nine caroms...led the team in scoring on six separate occasions. **AS A RED SHIRT IN 1984-85:** Sat out the entire year in a red shirt capacity while practicing with three other scholarship players and 11 walk-ons as Miami prepared for its first year of competition since 1970-71...worked primarily on making the transition from the inside to the perimeter in year away from competition...**HIGH SCHOOL:** All-time leading scorer at Edgewood Regional High School with 1,062 points...averaged 24.7 points per game as a senior while leading his team to a 15-8 record and a second



Dennis Burns


place finish in the Olympic Conference...also averaged over 11 rebounds and four assists per game in final prep season...was selected to the All-South Jersey squad, as well as being named first-team all-conference...served as captain his senior year...coached by Felton Jones. **PERSONAL:** Full name is Dennis Angelo Burns...photo appeared twice in Sports Illustrated feature on Miami basketball (1/6/86)...majoring in business at Miami...born 1/14/66.

BURNS' CAREER HIGHS

PTS — 31 vs. Dayton (3/8/88)	FTA — 8 vs. several opponents
FG — 14 vs. Duke (2/19/86)	FT% — 1.000 vs. Georgetown (1/2/88, 6-6)
vs. Dayton (3/8/88)	REB — 9 vs. several opponents, last
FGA — 25 vs. Dayton (3/8/88)	vs. Dayton (3/8/88)
FG% — .764 vs. Alabama State (12/21/88, 13-17)	AST — 9 vs. DePaul (2/27/88)
3-PT FG — 1 vs. several opponents	BLK — 4 vs. Florida International (2/18/87)
3-PT FGA — 3 vs. several opponents	vs. DePaul (2/27/88)
3-PT FG% — 1.000 vs. Alabama State (12/21/87, 1-1)	STL — 4 vs. Coppin State (1/20/88)
vs. North Carolina (12/6/86, 1-1)	vs. Marist (H) (2/18/88)
FT — 6 vs. Georgetown (1/2/88)	MIN — 40 vs. Dayton (2/8/86)
vs. Providence (1/20/87)	vs. DePaul (2/27/88)

BURNS' CAREER TOTALS

YEAR	GP	GS	MIN	AVG	FGM	FGA	FG%	3-POINT		FTM	FTA	FT%	REBOUND		AST	STL	BLK	TO	PF	DQ	PTS	AVG
								FGM	FGA				OFF	DEF								
85-86	28-20		825-29		172-361		.476	—	—	35-60		.583	—	—	97-3.5	55	18	27	49	33-0		379-13.5
86-87	29-7		536-18		103-236		.436	1-10		100	36-61		.590	36	55	91-3.1	37	29	18	58	34-1	243-8.4
87-88	31-28		909-29		203-400		.508	5-29		172	67-106		.632	54	81	135-4.4	74	48	42	64	76-0	478-15.4
TOTALS	88-55		2270-26		478-997		.479	6-39		154	138-227		.608	90	136	323-3.7	166	95	87	171	143-1	1100-12.5




12
THOMAS HOCKER
G, 6-2, 165, 18, Sophomore
Dallas, Texas
Major: Business

1987-88 TEAM RANKINGS:

1st — Assists (136, 4.4 pg)	4th — Field Goals Percentage (.465)
2nd — Free Throw Percentage (.880)	5th — Rebounding Average (2.9)
3rd — Minutes Played Average (26)	5th — Scoring Average (6.0)

AT MIAMI: Second-year sophomore who displayed uncanny poise and composure in starting 26 of 31 games last year as a rookie point guard...teams with Kevin Presto to form perhaps the nation's finest free throw shooting backcourt with a combined percentage of .904 (122 of 135). **AS A FRESHMAN IN 1987-88:** Demonstrated great basketball instincts and big time passing skills as he recorded a team-leading 130 assists, the highest individual total since the rebirth of the UM program...received a baptism by fire when his first career start came against Gary Grant of Michigan (first round NBA pick of Seattle, later traded to LA Clippers) when he held his own with four points and five assists...dished out 10 assists in Miami's 96-68 victory over Colgate in the first round of the City of Miami Classic...scored 14 points against Duquesne at the Great Alaska Shootout...scored 11 markers and dished out five assists in Miami's road victory over Providence (83-77)...is joined by Joseph Randon as the two Hurricanes hailing from the state of Texas. **HIGH SCHOOL:** Two-year starter and team captain at Highland Park High School...as a senior was first-team all-district...voted Most Valuable Player in District IX-5A...first-team all-region II-5A...first-team all-metro...named "MVP" of the Arlington Classic, where he scored 35 points in the final game...McDonald's All-America nominee...starter at the BCI Texas Shootout...played in the AAU



Thomas Hocker


Junior Olympics in Jacksonville, FL...state runner-up at the Texas Association of Basketball Coaches Hall of Fame Game three-point contest...participated in the Texas High School Association All-Star Game...averaged 18 points, 3.5 rebounds and eight assists per game in leading Highland Park to a 27-5 record his senior year...as a junior, connected on 86% of his free throws...led team to a 19-11 record, averaging 15 points and five assists per game...named first-team all-district and second-team all-metro...coached in high school by Tom Shelton. **PERSONAL:** Full name is Thomas Helm Hocker...majoring in business at Miami...born 4/21/69.

HOCKER'S CAREER HIGHS

PTS — 14 vs. Duquesne (11/28/87)	FT — 6 vs. Providence (1/27/88)
FG — 5 vs. Duquesne (11/28/87)	FTA — 7 vs. Providence (1/27/88)
FGA — 7 vs. Duquesne (11/28/87)	FT% — 1.000 vs. South Florida (3/1/88, 6-6)
FG% — 1.000 vs. Purdue (12/30/87, 4-4)	REB — 8 vs. St. Thomas (12/17/87)
3-PT FG — 2 vs. Winthrop (1/9/88)	AST — 10 vs. Colgate (12/4/87)
vs. Dayton (3/8/88)	BLK — 1 vs. Monmouth (2/4/88)
3-PT FGA — 4 vs. San Diego State (2/6/88)	STL — 5 vs. Coppin State (1/20/88)
vs. Dayton (3/8/88)	MIN — 38 vs. MD-Baltimore County (1/11/88)
3-PT FG% — 1.000 vs. several opponents	

HOCKER'S CAREER TOTALS

YEAR	GP-GS	MIN	AVG	FGM-FGA	FG%	3-PT FGM-FGA	3-PT FG%	FTM-FTA	FT%	OFF	DEF	TOT	AVG	AST	STL	BLK	TO	Pf-DQ	PTS	AVG
87-88	31-26	860-28	53-114	.465	13-39	.333	66-75	.880	16	75	91-2.9	136	29	1	68	38-0	185-6.0			



20

BRUCE MOORE

G/F, 6-7, 170, 21, Senior
Raeford, North Carolina
Major: Communications


AT MIAMI: Fourth-year senior who transferred to Miami in September of 1987 after spending two seasons at Louisburg College...is one of the more valuable weapons in the Hurricane arsenal as his excellent athletic ability and all-around basketball skills enable him to step in at any position...joins Mark Richardson as the two 'Canes from the state of North Carolina. **AS A JUNIOR IN 1987-88:** Saw action in all 31 Hurricane contests, starting in three contests (vs. Michigan, Duquesne and Coppin State) and averaging 17 minutes a game...demonstrated his versatility by logging time at positions one through five...finished the season pumping in 4.8 points and grabbing 3.3 rebounds a game...scored a season-high 12 points in Miami's 96-93 win at Virginia Commonwealth...a three-point threat hitting on 19 of 59 attempts (32.2%)...brought down a season-high 9 rebounds as the Hurricanes defeated Central Florida (100-80)...a clutch player at the free throw line, converting on 18 of 23 (78.3%) opportunities from the charity stripe. **IN JUNIOR COLLEGE:** A one-year starter, averaging 8.0 points, 4.0 rebounds and 3.5 assists per contest in his second season...helped Louisburg College to a 26-8 mark...named second-team all-conference...selected as team captain and earned his squad's co-Most Valuable Player honors...led Louisburg in free throw percentage and assists as a sophomore...coached by J. Enid Drake. **HIGH SCHOOL:** One-year starter at Hoke County High School...team co-captain his senior season when he averaged 10 points, seven rebounds and five assists per game...led Hoke County to a 14-9 record...received team's Coaches Award...earned honorable mention all-conference honors...coached by Greg Killingsworth and George Drawhome. **PERSONAL:** Full name is Bruce Wayne Moore...majoring in communications at Miami...born 5/15/67.

MOORE'S CAREER HIGHS


PTS — 12 vs. Virginia Commonwealth (2/22/88)	FT — 4 vs. Winthrop (1/9/88)
FG — 4 vs. Fairleigh Dickinson (1/4/88)	FTA — 4 vs. Winthrop (1/9/88)
vs. Virginia Commonwealth (2/22/88)	FT% — 1.000 vs. Winthrop (1/9/88, 4-4)
FGA — 9 vs. Marist (2/18/88)	REB — 8 vs. MD-Baltimore County (1/11/88)
vs. Virginia Commonwealth (2/22/88)	AST — 4 vs. Virginia Commonwealth (2/22/88)
FG% — 1.000 vs. South Florida (1/23/88, 2-2)	BLK — 2 vs. Florida International (3/12/88)
3-PT FG — 2 vs. several opponents	STL — 3 vs. Texas (12/19/87)
3-PT FGA — 6 vs. Marist (2/18/88)	vs. Central Florida (3/5/88)
3-PT FG% — 1.000 vs. South Florida (1/23/88, 2-2)	MIN — 32 vs. Virginia Commonwealth (2/22/88)

MOORE'S CAREER TOTALS

YEAR	GP-GS	MIN	AVG	FGM-FGA	FG%	3-POINT		FTM-FTA	FT%	REBOUND		AST	STL	BLK	TO	PF	DQ	PTS	AVG
						FGM	FGA			FTM	FTA								
87-88	31-3	516-17	56-125	.448	19-59	.322	18-23	.783	25	77	102-33	32	17	5	39	40-0	149-4.8		




Bruce Moore



13 JAKE MORTON

G, 6-0, 190, 18, Freshman
Bowie, Maryland
Major: Business

AT MIAMI: First-year freshman who signed a national letter of intent to attend Miami in April of 1988...a very consistent player who combines excellent all-around basketball skills with outstanding leadership and work habits...becomes the only player on the Hurricane squad from the state of Maryland. **HIGH SCHOOL:** Two-year starter while a member of varsity squad for three seasons at Gonzaga High School in Washington, DC...helped his team to records of 24-6 during his senior year, 16-16 in his junior season and 29-3 and a No. 5 national ranking in his sophomore campaign...led his team to championships of the prestigious Bluegrass Tournament in Louisville, KY (16-team tourney) and the Alhambra Tournament in Cumberland, MD (8-team tourney)...averaged 14 points and seven rebounds per game his junior year and 20.1 points and 5.2 rebounds per contest in his senior season...a deadly threat from the perimeter, averaging 57% on two-point field goals and an even 50% from beyond the threepoint stripe...recorded the fewest turnovers on his squad with just 52 TO's in 30 games...voted to all-star teams by both the Washington Post and Washington Times...played against fellow UM freshman Jerome Scott in the preliminary round of the 1988 McDonald's Capital Classic where he was ranked as one of the top 13 players for the Capital All-Stars...coached in high school by Dick Myers. **PERSONAL:** Full name is Jacob Samuel Morton...enjoys fishing and swimming...nicknamed "Jake the Snake" for the way he moves on the court...majoring in business at Miami...born 4/21/69.



11 REGGIE POLNITZ

G, 6-1, 180, 21, Senior
Pensacola, Florida
Major: Business Management

AT MIAMI: Fourth-year senior who transferred to Miami in September of 1987 after spending two seasons at Pensacola Junior College...an excellent outside shooter, Polnitz turned in the highest shooting percentage on three-point goals (45.5%) on the Miami team...one of eight guards on the UM squad challenging for playing time this season...underwent arthroscopic knee surgery prior to the start of the 1988-89 fall drills...is the only player on the Hurricane roster from the state of Florida. **AS A JUNIOR IN 1987-88:** Scored a season-high 7 points (including two-pointers) in 18 minutes of action in Miami's 78-77 loss vs. Alaska-Anchorage at the Great Alaska Shootout...other trifectas came vs. American (1-1), Marquette (1-1) and Central Florida (1-1)...his 5 of 11 shooting from three-point land marked the best percentage on the UM team (45.5%)...saw limited playing time in 17 games...dished out five assists in the Hurricanes' season-opener against Michigan...accumulated just three personal fouls in 114 minutes of playing time, while dishing out 14 assists. **IN JUNIOR COLLEGE:** A two-year starter, averaging 13.5 points, 3.4 rebounds and 6.2 assists per contest in his second season...led Pensacola Junior College to a 25-6 mark...once connected on eight three-point goals in one game...maintained a 3.05 grade-point average as a Juco player...coached by Bob Stinett. **HIGH SCHOOL:** Two-year starter at Pensacola-Woodham High School...team captain his senior year averaging 19.6 points, five rebounds and eight assists per game...led Woodham to a Panhandle Conference championship with a 22-7 record...named team's


Most Valuable Player...earned all-conference and all-district honors...received team's award for highest grade-point average...named to the 1985 Fire Fighters All-Star team...as a junior, earned most improved honors averaging 8.6 points and six assists per game...aided in Woodham's 20-9 roundball campaign...coached in high school by Pierce McIntosh. **PERSONAL:** Full name is Reginald Lionel Polnitz...majoring in business management at Miami...lifelong ambition is to go to heaven...born 11/26/67.

POLNITZ'S CAREER HIGHS


PTS — 7 vs. Alaska-Anchorage (11/29/87)	FT — 4 vs. Florida International (3/12/88)
FG — 2 vs. Central Florida (3/5/88)	FTA — 5 vs. Florida International (3/12/88)
vs. American (12/29/87)	FT% — 1.000 vs. South Carolina (12/5/87, 2-2)
vs. Alaska-Anchorage (11/29/87)	REB — 3 vs. South Florida (A) (3/1/88)
FGA — 3 vs. Purdue (12/30/87)	AST — 5 vs. Michigan (11/27/87)
FG% — 1.000 vs. several opponents (2-2)	BLK — None
3-PT FG — 2 vs. Alaska-Anchorage (11/29/87)	STL — 2 vs. Central Florida (3/5/88)
3-PT FGA — 2 vs. several opponents	MIN — 18 vs. Alaska-Anchorage (11/29/87)
3-PT FG% — 1.000 vs. Alaska-Anchorage (11/29/87, 2-2)	

POLNITZ'S CAREER TOTALS

YEAR	GP-GS	MIN-AVG	FGM-FGA	3-POINT		FG%	FTM-FTA	REBOUND		AST	STL	BLK	TO	PF-DQ	PTS-AVG
				FGM-FGA	FG%			FT%OFF	DEF						
87-88	17-0	114-7	8-19	.421	5-11	.455	8-13	.615	2	6	8-0.5	14	3	0	29-1.7



Reggie Polnitz




3

KEVIN PRESTO
G, 5-11, 180, 23, Senior
Kennewick, Washington
MBA Candidate

1987-88 TEAM RANKINGS:

1st — Free Throw Percentage (.933)	2nd — Assists (100)
1st — 3-Point Field Goals Made (47)	4th — Scoring Average (8.5)
2nd — 3-Point Field Goal Percentage (.376)	

AT MIAMI: Fifth-year senior who was the third player to sign a letter of intent after the program was restored in 1984 and has already received his Bachelor's degree in finance and accounting from Miami (spring of '88)...has been a team leader both on and off the floor for the past four years...holds the No. 1 spot in the UM record books for career free throw percentage with a mark of 88.0% (183 of 208)...has tallied triple digit assists in each of the last two seasons and now has 308 career assists to his credit...has started 76 and played in all 90 of the games UM has played since the rebirth of the program...a scrappy, hard-nosed player who overcomes a lack of size with determination, excellent court sense and intelligence...started at the off-guard spot in all 28 games during his freshman year; moved to point guard for his sophomore campaign before switching back to the off-guard position in '87-88...wears jersey #3 which symbolizes his most visible asset to the team (long range accuracy on 3-point field goals)...has accumulated 10 games of 20 points or more and has scored in double figures in 41 contests...teamed with UM freshmen Joseph Randon and Brandon Adams this past summer to lead his Goya Summer Basketball team to the league championship...is Miami's only player from the state of Washington...**AS A JUNIOR IN 1987-88:** Set a new UM single-season record for free throw percentage with a mark of 93.3% (56 of 60), which would have ranked No. 1 in the NCAA but did not qualify as the NCAA requires a minimum 2.5 attempts per game...had his best outing against Alabama State, scoring 20 points and dishing out 11 assists...put together an amazing streak of 24 straight free throws (Duquesne through Purdue) before ending the season with a still-intact streak of 26 straight from the charity stripe (MD-Baltimore County-present)...was a late-game hero in Miami's overtime win over Marist at Madison Square Garden (79-76), entering the game with 15 seconds remaining in regulation and nailing a 3-point shot to send the contest into OT at 71-71, and coming off the bench to hit two free throws for an injured Eric Brown giving Miami a three point lead with 1:19 remaining in OT...scored 12 points and had a game-high eight assists in the 'Canes' 96-93 road win at Virginia Commonwealth...tallied 18 points, including four three-pointers, in aiding Miami to a 100-80 victory over Central Florida. **AS A SOPHOMORE IN 1986-87:** Logged more starting assignments (29 of 31) and minutes played (1,027) than any Hurricane player...led the team in free throw percentage (89.7%), hitting 70 of 78 attempts...also led the squad in assists (117), three-point goals (69) and steals (44)...accounted for 62.5% of his total points via the long range bomb beyond the three-point line...topped the 'Canes in scoring on four occasions: New Mexico (22), San Diego State (21), Dayton (18) and Radford (16)...registered double-figure scoring totals in 15 of his 29 starts...top individual outing of season came in Miami's near upset of Providence (92-88) as hit on seven of 13 field goal attempts, including five three pointers en route to totaling 23 points...also dished out six assists while turning in a perfect four-for-four free throw night...was a clutch player from the charity stripe all season, hitting on 92.5% from the line in the last four minutes of play...compiled a remarkable 31 of 31 free throw shooting percentage streak over 11 games (Wisconsin-Green Bay through San Diego State)...turned in his top three point field goal games vs. New Mexico (six of 12), Armstrong State (six of 11), and a solid five for nine outing in Miami's stunning overtime win against Marquette (91-89) in the Knight Center. **AS A FRESHMAN IN 1985-86:** Was one of only two Hurricanes to start all 28 games...was the team leader in free throw percentage (81.4%) while connecting on 57 of 70 attempts...ranked second in assists with 91 (3.3 per game) and hit for double figures in 15 games...opened the season in red-hot fashion with a 22-point outing vs. The Citadel and spearheaded Miami's thrilling 81-78 upset over Georgia in the finals of the AMI Classic by scoring a 24 points (10 of 12 from the field) to earn all-tourney honors. **AS A RED SHIRT IN 1984-85:** Spent the entire idle year at Miami practicing with three other scholarship players and 11 walk-ons in a group which came to be known as the "F-Troop". **HIGH SCHOOL:** Led Richland High School to league and district championships with a berth in the state tournament as a senior in 1984...was the Big 9 Conference's leading scorer as a senior



Kevin Presto


with a 17.1 average while also averaging 7.1 assists and 4.0 rebounds per game...helped Richland to a 22-3 record in 1983-84 and earned all-league and all-state honors in final season...was the conference leading scorer as a junior, while also earning honorable mention all-state recognition...coached in high school by Phil Neill...compiled a perfect 4.0 grade-point average as a senior. **PERSONAL:** Comes to Miami from the far northwest corner of the country and probably travels a greater distance to school than any other major college player who is a U.S. citizen...photo appeared in a five-page feature article on the rebirth of Miami basketball in the January 6, 1986 issue of Sports Illustrated...caught UM Coach Bill Foster's eye at an AAU tournament in Jacksonville, FL (summer of '84) which was Presto's final shot at attracting Division I scholarship attention...during two-night span in that tourney, Presto scored 69 points, including a 47-point outburst against an Indiana team which included Delray Brooks and Troy Lewis...full name is Kevin Michael Presto...father is a high school basketball coach...carried a 3.6 grade-point average through his undergraduate work in finance and accounting and is currently enrolled as a graduate student in pursuit of his MBA...has made the Dean's List in every semester at the UM...born 9/21/65.

PRESTO'S CAREER HIGHS

PTS — 24 vs. Georgia (11/30/85) vs. Manhattan (12/28/85)	FT% — 1.000 vs. Florida International (2/18/87, 8-8)
FG — 12 vs. Manhattan (12/28/85)	REB — 7 vs. Florida (H) (12/17/85)
FGA — 18 vs. Manhattan (12/28/85)	vs. Coppin State (1/20/88)
FG% — 83.3% vs. Georgia (11/30/85, 10-12)	AST — 11 vs. Alabama State (12/21/87)
3-PT FG — 6 vs. Armstrong State (2/16/87)	BLK — 1 vs. Radford (1/10/87)
vs. New Mexico (1/29/87)	vs. St. Thomas (12/17/87)
3-PT FGA — 12 vs. New Mexico (1/29/87)	STL — 5 vs. Baptist (1/23/86)
3-PT FG% — .667 vs. several opponents (4-6)	vs. Duke (12/22/86)
FT — 9 vs. Brooklyn (1/31/86)	vs. Florida International (2/18/87)
FTA — 10 vs. Brooklyn (1/31/86)	MIN — 45 vs. San Diego State (1/31/87)

PRESTO'S CAREER TOTALS

YEAR	3-POINT										REBOUND									
	GP-GS	MIN	AVG	FGM-FGA	FG%	FTM-FTA	FT%	OFF	DEF	TOT	AVG	AST	STL	BLK	TO	PF	DQ	PTS	AVG	
85-86	28-28	800-31	117-253	.462	—	—	57-70	.814	—	—	94-3.4	91	39	0	51	55-1	291-10.4			
86-87	31-29	1027-33	96-239	.402	69-170	.406	70-78	.897	25	66	91-2.9	117	44	1	89	74-1	331-10.7			
87-88	31-19	760-25	81-200	.405	47-125	.376	56-60	.933	22	62	84-2.7	100	34	1	79	69-0	265-8.5			
TOTALS	90-76	2587-29	294-692	.425	116-295	.393	183-208	.880	47	128	269-3.0	308	117	2	219	198-2	887-9.9			




4

JOSEPH RANDON

G, 6-4, 200, 18, Freshman
Rosenberg, Texas

AT MIAMI: First-year freshman who signed a national letter of intent to attend Miami in April of 1988...has a tremendous wingspan (nearly seven feet from fingertip to fingertip) and is a great leaper...is a natural shot blocker who tends to play much bigger than 6-4...joins teammate Thomas Hocker as the two Hurricanes from the state of Texas. **HIGH SCHOOL:** Three-year starter as a guard/forward swingman...in senior year, led Terry High School to a 28-7 record

and the 25-5A District Championship, considered one of the top three districts in Texas...Terry was 25-7 (district runner-up) his junior season and 21-9 during his sophomore campaign...led district in scoring (23.3 ppg), assists (7.4 apg) and was second in rebounds (9.6 rpg)...was a unanimous choice as district Most Valuable Player...also earned second-team All-Greater Houston and third-team Texas HS Sportswriters All-State kudos...coached in high school by Fletcher Walker. **PERSONAL:** Full name is Joseph Renwick Randon...enjoys fishing, dancing and hunting in free time...major is undeclared...born 12/15/69.



45
MARK RICHARDSON
C, 6-10, 220, 21, Senior
Rocky Mount, North Carolina
Major: Business


AT MIAMI: Fourth-year senior who started more than half of Miami's contests during his first two seasons, but was slowed last year by an off-season knee surgery...diligent work in the summer of 1988 enables Richardson to enter his final season at 100%...a sharp-shooting big man from within ten feet who has a smooth touch...has been a dangerous streak scorer throughout his UM career...will challenge for the open center position vacated by the early departure of Tito Horford...joins with Bruce Moore as the two Hurricanes from the state of North Carolina. **AS A JUNIOR IN 1987-88:** Had a very difficult start at the beginning of the campaign due to off-season knee surgery...played in 23 games averaging 7 minutes a contest...scored 12 points (including 5 of 6 from the floor) in Miami's 96-68 win over Colgate in the first round of the City of Miami Classic...top rebounding effort of 8 came in the Hurricanes' 104-70 win over American at the Eastern Airlines/Palm Beach Classic...by projecting his playing time to equal that of Horford last season, Richardson's stats equal out to 11 points and six rebounds per contest. **AS A SOPHOMORE IN 1986-87:** Averaged 16 minutes per game while seeing action in all 31 UM games...was one of only three Hurricane players to get in to every game...top overall outing came in Miami's 78-75 overtime win over Yale...came off the bench vs. the Bulldogs and accounted for 15 points and 10 rebounds, while hitting on all seven of his free throw attempts in 22 minutes of play...best scoring game was a 22-point outing (nine of 13 from the field) in Miami's 102-81 win over Florida International...top rebounding night was a 13-carom evening vs. Armstrong State...collected double figure scoring totals in six games, while grabbing double digits in rebounds on two occasions. **AS A FRESHMAN IN 1985-86:** Collected double figure scoring totals in 11 of his 18 starts...top outing was a 23-point performance (10 of 15 field goals and three of three free throws) in the 'Canes' 81-74 overtime loss to Arizona...Richardson was named CBS's Most Valuable Player in that contest with the Wildcats...moved into sixth place on the all-time UM single-season field goal percentage chart with an even 50.0% mark (123-246)...turned in a hot seven of nine field goal shooting night to spark Miami to an upset over Florida State...hit for 16 points and grabbed a season-high 10 rebounds as the 'Canes surprised the Seminoles in the Knight Center (83-75)...was selected as the coaches' choice for Most Improved Player following the season...led the team in charges taken with seven...participated in the 1986 U.S. Olympic Sports Festival in Houston, TX as a member of the bronze medal South team...averaged just under 15 minutes per game for the South while drawing one starting assignment in four games. **PREP SCHOOL:** Attended Fork Union Military Academy in Fork Union, Virginia for one year after high school graduation...started entire year for Fork Union and earned MVP honors...averaged 14.4 points and 10.9 rebounds per game while leading the squad to a 20-5 record...best game of 1984-85 season came against the University of North Carolina freshmen team when he connected for 27 points and pulled down 22 rebounds...coached by Fletcher Arritt...Fork Union is the same prep school which produced UM's 1986 Heisman Trophy winning quarterback, Vinny Testaverde. **HIGH SCHOOL:** Two-year starter at center for Northern Nash High School...averaged over 12 points and 10 rebounds per game as a senior while also being named the team's Most Improved Player...was a first-team All-Big East Conference selection as a senior...lettered three years in cross country and one year in track (high jump)...high school coach was Bobby Nunn. **PERSONAL:** Full name is Mark Anthony Richardson...majoring in business at Miami...born 9/16/66.

RICHARDSON'S CAREER HIGHS


PTS — 23 vs. Arizona (1/18/86)
FG — 10 vs. Arizona (1/18/86)
FGA — 15 vs. Arizona (1/18/86)
FG% — 1.000 vs. Dartmouth (12/20/86, 4-4)
vs. Wisconsin-Green Bay (12/9/85, 4-4)
3-PT FG — None
3-PT FGA — 1 vs. Marist (2/18/88)
3-PT FG% — 0.0
FT — 7 vs. Yale (12/29/86)
FTA — 7 vs. Yale (12/29/86)
FT% — 1.000 vs. Yale (12/29/86)
REB — 13 vs. Armstrong State (2/16/87)
AST — 3 vs. Fairleigh Dickinson (2/10/87)
BLK — 2 vs. several opponents
STL — 1 vs. several opponents
MIN — 38 vs. Arizona (1/18/86)

RICHARDSON'S CAREER TOTALS

YEAR	GP-GS	MIN	AVG	FGM-FGA	FG%	3-POINT			FTM-FTA	FT%	REBOUND				AST	STL	BLK	TO	PF	DQ	PTS	AVG
						FGM-FGA	FG%	FTM-FTA			OFF	DEF	TOT	AVG								
85-86	28-18	669	24	123-246	.500	—	—	41-58	.707	—	—	—	131	4.7	13	7	7	39	77	4	287	10.3
86-87	31-11	505	16	83-173	.480	0-0	.000	33-44	.750	34	84	118	3.8	10	8	14	31	67	5	199	6.4	
87-88	23-1	166	7	21-51	.412	0-1	.000	13-20	.650	11	19	30	1.3	4	1	3	16	31	1	55	2.4	
TOTALS	82-30	1340	16	227-470	.483	0-1	.000	87-122	.713	45	103	279	3.4	27	16	24	86	175	10	541	6.6	



Mark Richardson



33

JOE ROSS

C, 6-11, 225, 21, Sophomore
Ypsilanti, Michigan
Major: Business

AT MIAMI: Third-year sophomore who will vie for the starting center position vacated by Tito Horford...has made steady improvement since joining the UM squad in 1986 despite incurring heavy setbacks with two knee surgeries...diligent work habits during rehabilitation have him back at 100% for the '88-89 campaign...has a solid

shooting touch around the basket and could develop into a consistent force under the boards with continued work on strength and aggressiveness... is the tallest player on the Miami squad...added 15 pounds to his frame during the summer of 1988...the only Hurricane from the state of Michigan.

AS A FRESHMAN IN 1987-88: Underwent arthroscopic knee surgery at the beginning of fall practice and saw limited action in 16 games...best overall outing as a collegian came in Miami's 110-82 loss against Purdue in the championship game of the Eastern Airlines Palm Beach Classic, Ross scored 14 points (4 of 4 from the floor and 6 of 6 from the charity stripe) and grabbed 5 rebounds in 16 minutes...connected on his first 11 free throws of the year finishing 11 of 14 (78.6%)...averaged just four minutes per contest played...with the same playing time as Horford, stats would add up to over 18 points and seven rebounds per game and 72 blocked shots. **AS A RED SHIRT IN 1986-87:** Gained valuable experience while facing Horford and Mark Richardson every day in practice...used red shirt season to make great improvement in overall strength from hard work in the weight room...also showed considerable progress on the floor, gaining confidence while making the adjustment to major college basketball...suffered a knee injury which caused him to miss the final few weeks of the season. **HIGH SCHOOL:** Averaged 16.7 points and 13.1 rebounds as a senior at Lincoln High School...led team to its first conference title in 20 years...team also captured district title...earned team "MVP" honors in final two prep campaigns...established school records for career blocked shots and rebounds...voted third-team all-state while earning all-conference, all-area, and all-region honors...led team to an 18-4 record as senior and 17-5 mark the year before...coached by Bob Rowley. **PERSONAL:** Full name is Joseph Allen Ross...signed a national letter of intent with the UM in the spring of 1986...majoring in business at the UM...born 6/7/67.


ROSS'S CAREER HIGHS

PTS — 14 vs. Purdue (12/30/87)
FG — 4 vs. Purdue (12/30/87)
FGA — 4 vs. Purdue (12/30/87)
FG% — 1.000 vs. Purdue (12/30/87, 4-4)
3-PT FG — 1 vs. Marquette (1/16/88)
3-PT FGA — 2 vs. Marquette (1/16/88)
3-PT FG% — .500 vs. Marquette (1/16/88, 1-2)
FT — 6 vs. Purdue (12/30/87)


FTA — 6 vs. Purdue (12/30/87)
FT% — 6 vs. Purdue (12/30/87, 6-6)
REB — 5 vs. Purdue (12/30/87)
AST — 1 vs. San Diego State (2/6/88)
vs. American (12/29/87)
BLK — 1 vs. several opponents
STL — 1 vs. Purdue (12/30/87)
MIN — 16 vs. Purdue (12/30/87)

ROSS'S CAREER TOTALS

YEAR	GP-GS	MIN	AVG	3-POINT			REBOUND			FTM	FTA	FT%	OFF	DEF	TOT	AVG	AST	STL	BLK	TO	PF	DQ	PTS	AVG
				FGM	FGA	FG%	FGM	FGA	FG%															
87-88	16-0	67-4	12-25	480	1-3	.333	11-14	786	1	13	14-09	2	2	5	12	15-0	36-2.3							



Joe Ross




44

JEROME SCOTT

G, 6-3, 175, 18, Freshman
Great Falls, Virginia
Major: Business

AT MIAMI: First-year freshman who signed a national letter of intent to come to Miami in April of 1988...the most heralded player of the 'Canes' 1988 recruiting class...could immediately challenge for playing time at either the point or off guard in '88-89...has a very explosive first step and likes to push the ball up court and

penetrate...complements his aggressiveness with excellent ability to dish off and a deadly shot from three-point range...is the only Hurricane from the state of Virginia. **HIGH SCHOOL:** Three-year starter at South Lakes High School...led his team to records of 21-1 during his senior year, 19-5 in his junior season and 16-7 in sophomore campaign (56-13 overall)...South Lakes was the Great Falls District Champion the past three years and advanced to regional play four years straight...voted first-team all-district and all-northern region and second-team all-metropolitan...senior year statistics include averaging 22 points, five assists and four steals per game...shot 45% on two-point field goals, 38% on three-pointers and 85% from the free-throw line...broke Michael Jackson's (who starred at Georgetown and is now with the NBA's Sacramento Kings) South Lakes career scoring mark of 1,197 with 1,286 career points...played against fellow UM recruit Jake Morton in the preliminary round of the 1988 McDonald's Capital Classic...coached in high school by Wendell Byrd. **PERSONAL:** Full name is Jerome Andrew Scott...enjoys tennis, fishing and bowling...nickname is "Icewater"...majoring in business at Miami...born 9/26/69.



5
JOEL WARREN
G, 6-5, 205, 21, Senior
Princeton, Indiana
Major: Communications

AT MIAMI: Fourth-year senior who has emerged as Miami's most reliable and consistent sixth man, alternating as a starter throughout much of last season while being the first guard off the bench the rest of the way...possesses excellent size and strength for the college guard position and has steadily developed an accurate three-point jumper...has appeared in 85 of the 90 Miami contests since the rebirth of the program, including every contest in each of the last two seasons...played the off guard spot as a freshman, moved to the guard position as a sophomore, and logged time at both spots last season with the majority of work coming at the No. 2 position...will be involved in heated competition for a starting job this season...is the only player on the Miami roster from the basketball rich state of Indiana. **ASA JUNIOR IN 1987-88:** Enjoyed his finest outing as a collegian establishing career-high marks by scoring 16 points (including 4 of 4 from the three point area) and grabbing a personal best 8 rebounds in the 79-76 overtime win over Marist at Madison Square Garden...played in all 31 Hurricane contests including 14 starts...averaged 3.1 points, 2.3 assists and 1.6 rebounds per game...had the second-best three-point goal shooting percentage on the UM squad with a 38.1 mark (16 of 42)...totaled 72 assists in logging 14 minutes of play per contest. **ASA SOPHOMORE IN 1986-87:** One of only three players to see action in all 31 games while drawing starting assignments at guard on four occasions...finished the year as the Hurricanes' second-leading assist man with 77 (2.5 per game)...averaged 18 minutes and 4.4 points per game...top overall game was an 11-point night in Miami's 78-75 overtime win over Yale...also tallied 11 markers against Florida State in Tallahassee...collected a career-high seven assists vs. St. Francis, and added six assists vs. Brooklyn. **ASA FRESHMAN IN 1985-86:** Averaged nine minutes per game in a reserve role...finished the year ranked seventh in total minutes played (202), while scoring 24 points and adding 19 assists...longest rookie year game-playing stint came in Madison, Wisconsin where he logged 21 minutes vs. the Badgers...scored six points with three assists in that first road game at Wisconsin...showed poise at the free throw line, connecting on 10 of 14 for a 71.4% mark for the season (third-highest on the team). **HIGH SCHOOL:** Led Princeton High School to its first undefeated regular season record as a senior (20-0)...team later finished No. 5 in the final state poll with an overall 23-1 slate...captain of the squad during senior season when he averaged 17.0 points, 6.5 rebounds and 6.0 assists per game...team won Big Eight Conference in Southwest Indiana, while Warren won Southwest Indiana Player of the Year honors...selected to play in the Indiana East-West All-Star Game following senior year...was also named to all-county, all-conference and all-section teams...was an all-conference selection as a junior while team finished in a tie for conference title...Princeton was a state finalist in 1982-83 with Warren the sixth man on squad as a sophomore...also earned four varsity letters in football and served as team captain as a senior (quarterback)...broke school and state records for completed passes in a single game (24)...also earned two letters in baseball...named to school's Senior Advisory Council...high school coach was Jim Jones who also tutored Larry Bird at French Lick High School in Indiana. **PERSONAL:** Full name is Joel Warren...was pictured in poolside scene in Sports Illustrated feature on Miami basketball (1/6/86)...majoring in communications at Miami with hopes of a career in sports broadcasting...born 5/26/67.


WARREN'S CAREER HIGHS

PTS — 16 vs. Marist (A) (2/1/88)
FG — 4 vs. Marist (A) (2/1/88)
vs. Florida State (A) (2/25/87)
FGA — 7 vs. several opponents
FG% — 1.000 vs. Florida (2/15/88, 2-2)
vs. American (12/29/87, 2-2)
3-PT FG — 4 vs. Marist (A) (2/1/88)
3-PT FGA — 5 vs. Brooklyn College (3/7/87)
3-PT FG% — 1.000 vs. Marist (A) (2/1/88, 4-4)


FT — 5 vs. Florida International (2/18/87)
FTA — 6 vs. Florida International (2/18/87)
FT% — 1.000 vs. Marist (2/1/88, 4-4)
REB — 8 vs. Marist (A) (2/1/88)
AST — 7 vs. St. Francis (A) (1/5/87)
BLK — 1 vs. four opponents
STL — 3 vs. Central Florida (11/28/86)
MIN — 35 vs. Marist (A) (2/1/88)

WARREN'S CAREER TOTALS

YEAR	GP-GS	MIN	AVG	FGM	FGA	FG%	3-POINT		FTM	FTA	FT%	REBOUND		AST	STL	BLK	TO	PF	DQ	PTS	AVG
							FGM	FGA				OFF	DEF								
85-86	23-0	202-9	7-29	.241	—	—	10-14	.714	—	—	20-0.9	19	5	0	20	20-0	24-1.0				
86-87	31-4	546-18	56-153	.395	15-51	.294	32-50	.640	12	46	58-1.9	77	18	2	46	38-0	135-4.4				
87-88	31-14	496-16	31-80	.388	16-42	.381	18-25	.720	12	39	51-1.6	72	19	2	36	48-1	96-3.1				
TOTALS	85-18	1244-15	94-262	.359	31-93	.333	60-89	.674	24	85	129-1.5	168	42	4	102	106-1	255-3.0				



Joel Warren



22
LEVERTIS WILLIAMS
G, 6-2, 180, 21, Senior
Brandon, Mississippi
Major: Business Management

AT MIAMI: Fourth-year senior who transferred to Miami in September of 1987 after spending two years at Daytona Beach Community College...one of eight guards who will contest for playing time this season...was slowed due to a preseason knee injury, but steadily rebounded into a contributory role throughout his first season at the UM, appearing in 22 contests with an average of 10 minutes per game...emerged as one of the 'Canes' most dangerous three-point threats, hitting on 22 of 52 from outside the trifecta line for a 42.3 shooting percentage...is the only Hurricane squad member from the state of Mississippi.

AS A JUNIOR IN 1987-88: Underwent arthroscopic knee surgery during fall drills and did not see action until the sixth game of the season...his best overall outing of the year came in the season finale against Florida International, Williams scored 19 points including 5 of 5 from the land of 3 in 22 minutes of action aiding in Miami's 92-76 win.

IN JUNIOR COLLEGE: A two-year starter for Daytona Beach Community College, averaging 21.1 points, 3.2 rebounds and 3.2 assists per game in his second season...helped DBCC to a 27-5 mark in sophomore year...named to first-team all-conference and voted team's Most Valuable Player...scored 37 points in his first Juco outing as a freshman...coached by Ray Ridenour.

HIGH SCHOOL: Two-year starter at Pearl High School...named team's Most Valuable Player and Metro Player of the Year...also earned kudos as all-conference, all-district and second-team all-state...recorded high scoring tallies of 48 and 22 points...averaged 26.5 points, 11.0 rebounds and 3.2 assists per game...as a junior, led his district in scoring with a 25.1 average while adding 11.2 rebounds per game...coached in high school by Lewis Love.


PERSONAL: Full name is Levertis Williams...majoring in business management at Miami...birthdate is 5/27/67, born 12 days after Bruce Moore and one day following Joel Warren.

WILLIAMS' CAREER HIGHS


PTS — 19 vs. Florida International (3/12/88)	FTA — 1 vs. several opponents
FG — 7 vs. Florida International (3/12/88)	FT% — 1.000 vs. VA Commonwealth (2/22/88)
FGA — 8 vs. Florida International (3/12/88)	vs. Central Florida (3/5/88)
FG% — .875 vs. Florida International (3/12/88, 7-8)	REB — 2 vs. several opponents
3-PT FG — 5 vs. Florida International (3/12/88)	AST — 4 vs. Monmouth (2/4/88)
3-PT FGA — 5 vs. Florida International (3/12/88)	BLK — 1 vs. Winthrop (1/9/88)
3-PT FG% — 1.000 vs. Florida International (3/12/88, 5-5)	STL — 2 vs. Duke (1/6/88)
FT — 1 vs. Virginia Commonwealth (2/22/88)	MIN — 22 vs. Virginia Commonwealth (2/22/88)
vs. Central Florida (3/5/88)	vs. Florida International (3/12/88)

WILLIAMS' CAREER TOTALS

YEAR	GP-GS	MIN-AVG	FGM-FGA	FG%	3-POINT			REBOUND			AST	STL	BLK	PF-DQ	PTS-AVG		
					FGM-FGA	FG%	FTM-FTA	FT%	OFF	DEF						TOT-AVG	
87-88	22-0	227-10	30-76	.395	22-52	.423	2-3	.667	7	12	19-0.9	21	7	1	14	14-0	84-3.8



Levertis Williams




15
JOE WYLIE
 F/C, 6-9, 200, 20, Sophomore
 Washington, DC
 Major: Arts and Sciences

AT MIAMI: Second-year sophomore who signed a national letter of intent to attend Miami in April of 1987...sat out the entire 1987-88 campaign as per NCAA Bylaw 5-1 (j), formerly Proposition 48...used the time to make tremendous strides in his physical size, adding an inch and ten pounds to his frame...will challenge for playing time at both the forward and center positions in '88-89...is a tremendous leaper with a vertical jump well over 30 inches...is joined by freshman Brandon Adams as the two Hurricanes from Washington, DC. **HIGH SCHOOL:** One-year starter at Woodrow Wilson High School...team captain...as a senior, was selected for all-metropolitan, all-american and all-inter high honors...led Woodrow Wilson to a 10-11 record averaging 24.7 points, 12.6 rebounds and 6.1 assists per game...named team's Most Valuable Player...participated in the 1987 McDonald's Capital Classic All-Star game...member of the D.C. All-Star team...as a junior, scored 15 points and grabbed seven rebounds per roundball contest...coached in high school by Bill Powell. **PERSONAL:** Full name is Joe Jay Wylie...majoring in arts and sciences at Miami...born 2/10/68.

STUDENT MANAGERS



Chuck Strauser
 Fourth Year




John Schmidt
 Fourth Year



John Alber
 Second Year



Jonathon Slater
 First Year



HURRICANE OPPONENTS

MARYLAND- EASTERN SHORE HAWKS

NOVEMBER 25, 1988
7:30 P.M. (EST)
MIAMI ARENA
MIAMI, FLORIDA

GENERAL INFORMATION

Location: Princess Anne, Maryland
School Founded: 1886
Enrollment: 1,850
Conference: Mid-Eastern
Nickname: Hawks
Colors: Maroon and Gray
Home Arena: J. Millard Tawes Gymnasium
Capacity: 3,500
All-Time Record vs. UM: 0-2
1987-88 Record: 7-21
1987-88 Conference Record: 4-12, Sixth

1987-88 RESULTS (7-21)

Opponent	W-L	Score
Connecticut	L	63-102
Brooklyn College	L	83-88
Bethune-Cookman	W (OT)	66-64
Baptist College	L	88-91
Slippery Rock	W	84-76
Brooklyn College	L	81-82
Florida A&M	L	89-105
Bethune-Cookman	L	62-75
Baptist College	L	78-102
Wright State	L	73-103
Delaware State	W	71-69
Florida A&M	L	67-69
Morgan State	W	73-67
Howard	L	55-75
Wright State	W	77-73
South Carolina State	L	71-83
North Carolina A&T	L	63-85
Coppin State	L	76-77
North Carolina A&T	L	82-91
South Carolina State	L	80-82
Morgan State	L	71-85
Oral Roberts	L	82-103
Howard	W (OT)	83-75
Delaware State	W (OT)	92-89
Coppin State	L	55-86
Maryland-Baltimore Co.	L	79-82
Maryland	L	51-101
South Carolina State	L	77-88



PERSONNEL INFORMATION

President: Dr. William P. Hytche
(Langston, '46)
Athletic Director: Kirkland Hall (UMES, '73)
SID: J. Michael Wilson (UMES, '86)
SID Phone: (301) 651-2200 ext. 591
SID Home Phone: (301) 651-9097
Telecopier Phone: (301) 651-2204
Press Row Phone: (301) 651-2204


1988-89 SCHEDULE

Nov.	17	CZECHOSLOVAKIA JR. NATIONAL TEAM
	25	Miami
	26	Florida International
	28	U.S. International
Dec.	1	Maryland
	3	Minnesota
	5	Winthrop
	12	BOSTON COLLEGE
	17	St. Francis
Jan.	3	FLORIDA INTERNATIONAL
	7	FLORIDA A&M
	9	BETHUNE-COOKMAN
	12	Morehead State
	14	Morgan State
	16	Coppin State
	21	SOUTH CAROLINA STATE
	23	NORTH CAROLINA A&T
	25	Howard
	28	MORGAN STATE
Feb.	4	South Carolina State
	6	North Carolina A&T
	8	ST. FRANCIS
	11	DELAWARE STATE
	15	HOWARD
	18	Florida A&M
	20	Bethune-Cookman
	23	Delaware State
	25	COPPIN STATE
	28	MIDEASTERN PLAYOFFS


Home Games in CAPS

HEAD COACH STEVE WILLIAMS

Alma Mater: Florida, '74
Office Phone: (301) 651-2200 ext. 672
Best Time To Call: 9:00 a.m.-2:00 p.m.
Year as College Head Coach: Third
Overall Collegiate Record: 9-45
Year at UMES: Third
Record at UMES: 9-45



Steve Williams



Keith Williams

ASSISTANT COACHES

NAME	ALMA MATER/YEAR
Darnell Myners	Montgomery-Rockville, '82
Bernard Ward	Bowie State, '76

STARTERS RETURNING (3)

Name	Pos	Ht	Wt	Class	Pts	Rebs	Ast
Keith Williams	G	6-3	185	So.	16.7	3.0	2.7
Sherwin Turner	F/C	6-7	225	Sr.	6.9	3.9	0.7
Harold Lane	F	6-6	200	Jr.	5.5	5.0	1.2

STARTERS LOST (2)

Name	Pos	Ht	Wt	Pts	Rebs	Ast
Marvin Blye	G	6-3	180	13.7	5.9	2.1
Michael Mays	G	6-0	170	9.6	2.1	3.4

ADDITIONAL LETTERMEN RETURNING (6)

Name	Pos	Ht	Wt	Class	Pts	Rebs	Ast
Terry Barge	F	6-4	175	Sr.	9.2	2.3	1.2
Mike Kirkland	C	6-7	235	Sr.	5.0	5.8	0.3
Demetrius Jones	F	6-4	180	So.	5.0	2.6	1.2
Sean Salisbury	G	5-11	160	So.	2.6	1.1	2.0
Leroy Crippen	F	6-5	180	Sr.	2.0	1.9	1.6
Larry Stokes	F/C	6-8	220	Sr.	1.3	1.4	0.5

ADDITIONAL LETTERMEN LOST (0)

TOP NEWCOMERS

Name	Pos	Ht	Wt	Class	Hometown/High School or JC
Victor Ford	G	6-2	175	Fr.	Coatesville, PA/Coatesville
Jose Sandoval	F	6-6	190	Fr.	Tampa, FL/Jefferson
Derrick Phillips	G	6-2	185	Fr.	Camden, NJ/Woodrow Wilson

ORAL ROBERTS
TITANS

NOVEMBER 28, 1988
7:30 P.M. (EST)
MIAMI ARENA
MIAMI, FLORIDA

FEBRUARY 25, 1989
8:05 P.M. (CST)
MABEE CENTER
TULSA, OKLAHOMA

GENERAL INFORMATION

Location: Tulsa, Oklahoma
School Founded: 1963
Enrollment: 4,600
Conference: Independent
Nickname: Titans
Colors: Blue, Gold and White
Home Arena: Mabee Center
Capacity: 10,575
All-Time Record vs. UM: First Meeting
1987-88 Record: 8-21

1987-88 RESULTS (8-21)		
Opponent	W-L	Score
UCLA	L	79-119
NORTH TEXAS STATE	L	80-88
ALCORN STATE	W	101-93
Loyola	L	93-108
Texas	L	76-86
ALABAMA STATE	L	78-84
Oklahoma	L	93-144
Iowa	L	94-126
VMI	L	78-84
NORTHWESTERN STATE	L	76-82
Wichita State	L	72-94
ARKANSAS STATE	L	61-84
TEXAS-ARLINGTON	W	66-65
Arkansas State	L	72-76
LAMAR	L	60-64
HARDIN-SIMMONS	L	95-104
NICHOLLS STATE	W	72-60
U.S. INTERNATIONAL	W	102-77
Cincinnati	L	77-98
Pan American	L	72-74
LOYOLA	W	82-75
MARYLAND-EASTERN SHORE	W	103-82
Lamar	L	70-84
New Orleans	L	57-83
SAMFORD	L	62-71
TEXAS SOUTHERN	W	89-88
Memphis State	L	71-115
PAN AMERICAN	W	57-54
South Carolina	L	62-91



PERSONNEL INFORMATION

President: Oral Roberts
Athletic Director: Jack Wallace (Kansas State, '51)
SID: Tony Brubaker (Oral Roberts, '81)
SID Phone: (918) 495-7103
SID Home Phone: (918) 747-4094
Telecopier Phone: (918) 495-7103
Press Row Phone: (918) 495-7126

1988-89 SCHEDULE		
Nov.	26	SPIRIT EXPRESS
	28	Miami
	30	Louisiana State
Dec.	2	GATOR BOWL
		Alabama, Jacksonville, Oral Roberts, Southern Mississippi
	6	TEXAS
	8	LOUISIANA TECH
	10	Oklahoma
	12	WICHITA STATE
	14	Georgetown
	17	Colorado State
Jan.	7	Arkansas State
	9	Louisiana Tech
	12	LAMAR
	14	AKRON
	18	Oklahoma State
	23	Southwest Missouri State
	26	CINCINNATI
	28	SOUTH CAROLINA
	31	Lamar
Feb.	4	Loyola
	7	ARKANSAS STATE
	9	Houston
	11	COLORADO STATE
	13	NEW ORLEANS
	20	North Texas State
	22	Akron
	25	MIAMI
	27	Setson


Home Games in CAPS

HEAD COACH
KEN TRICKEY

Alma Mater: Middle Tennessee State, '54
Office Phone: (918) 495-7116
Best Time To Call: 9 a.m.-Noon
Year as College Head Coach: 15th
Overall Collegiate Record: 209-154
Year at Oral Roberts: 7th
Record at Oral Roberts: 126-44



Ken Trickey



Haywoode Workman

ASSISTANT COACHES

NAME	ALMA MATER/YEAR
Dave Pritchett	Salem College, '66
Rick McCormick	Univ. of Science and Arts in Oklahoma, '81
Ken Trickey, Jr.	Southwestern Oklahoma State, '80

STARTERS RETURNING (4)

Name	Pos	Ht	Wt	Class	Pts	Rebs	Ast
Haywoode Workman	G	6-3	180	Sr.	19.4	6.0	2.7
Kim Kelley	G	6-2	170	Sr.	13.0	2.6	2.5
Marvin Washington	F	6-10	210	So.	7.7	7.5	0.4
Anthony Davis	C	6-9	210	So.	6.3	4.5	0.1

STARTERS LOST (1)

Name	Pos	Ht	Wt	Pts	Rebs	Ast
Willie Irons	G	6-2	170	11.9	3.0	3.7

ADDITIONAL LETTERMEN RETURNING (3)

Name	Pos	Ht	Wt	Class	Pts	Rebs	Ast
Darrin Feiler	F	6-5	200	Sr.	7.0	5.1	0.5
Jules Springs	F	6-5	200	So.	3.9	1.7	0.7
Mike Schaffitzel	F	6-7	205	Sr.	2.4	1.9	0.2

ADDITIONAL LETTERMEN LOST (3)

Name	Pos	Ht	Wt	Pts	Rebs	Ast
Kenzie Scott	C	6-11	220	5.5	3.3	0.4
Bobby Smith	G	6-0	180	3.8	1.0	1.3
Anthony Houston	G	6-4	180	1.9	1.9	0.2

TOP NEWCOMERS

Name	Pos	Ht	Wt	Class	Hometown/High School or JC
Rufus Freeman	F	6-5	230	Jr.	Waterbury, CN/Mattatuck JC
Kalvin Stewart	G	6-3	180	Jr.	Aurora, IL/No. Dakota State
Todd Murray	G	6-3	180	Jr.	Jesup, GA/Coffeyville JC

UCLA BRUINS

DECEMBER 1, 1988
7:30 P.M. (EST)
MIAMI ARENA
MIAMI, FLORIDA

GENERAL INFORMATION

Location: Los Angeles, California
School Founded: 1919
Enrollment: 33,500
Conference: Pacific 10
Nickname: Bruins
Colors: Blue and Gold
Home Arena: Pauley Pavilion
Capacity: 12,500
All-Time Record vs. UM: 1-0
1987-88 Record: 16-14
1987-88 Conference Record: 12-6, Tie for 2nd

1987-88 RESULTS (16-14)

Opponent	W-L	Score
ORAL ROBERTS	W	119-79
New Mexico	L	66-77
TEMPLE	L	76-81
BRIGHAM YOUNG	L	80-87
ST. JOHN'S	L	84-72
PENNSYLVANIA	W	98-49
CALIFORNIA-IRVINE	W	116-100
California	L	70-83
Stanford	L (OT)	110-116
CAL STATE FULLERTON	W	74-65
NORTH CAROLINA	L	73-80
OREGON STATE	L	64-65
OREGON	W	65-60
SOUTHERN CALIFORNIA	W	81-65
Louisville	L	79-92
Arizona State	W	94-81
Arizona	L	74-86
WASHINGTON STATE	W	88-63
WASHINGTON	W	78-71
Oregon	W	76-71
Oregon State	L	68-73
Southern California	W	85-70
Notre Dame	L	66-73
ARIZONA STATE	W	79-73
ARIZONA	L (OT)	76-78
Washington	W	97-87
Washington State	W	82-65
STANFORD	W	91-69
CALIFORNIA	W	74-66
Washington State	L	71-73



PERSONNEL INFORMATION

President: Chancellor Charles E. Young
(California-Riverside, '55)
Athletic Director: Peter T. Dalis (UCLA, '59)
SID: Marc Dellins (UCLA, '76)
SID Phone: (213) 206-6831
SID Home Phone: (805) 583-2572
Telecopier Phone: (213) 825-8664
Press Row Phone: (213) 825-1899

1988-89 SCHEDULE

Nov.	22	ADELAIDE
	26	TEXAS TECH
Dec.	1	Miami
	3	Brigham Young
	7	BOSTON UNIVERSITY
	17	North Carolina
	21	CALIFORNIA
	23	STANFORD
	28	California-Irvine
	30	NORTH TEXAS
Jan.	5	Oregon State
	7	Oregon
	12	Southern California
	15	NOTRE DAME
	19	ARIZONA STATE
	21	ARIZONA
	26	Washington State
	28	Washington
Feb.	2	OREGON
	4	OREGON STATE
	9	SOUTHERN CALIFORNIA
	12	LOUISVILLE
	16	Arizona
	18	Arizona State
	23	WASHINGTON
	25	WASHINGTON STATE
Mar.	2	California
	4	Stanford
	9	PAC-10 TOURNAMENT


Home Games in CAPS

HEAD COACH JIM HARRICK

Alma Mater: Morris Harvey, '60
Office Phone: (213) 825-8699
Best Time To Call: Mornings
Year as College Head Coach: 10th
Overall Collegiate Record: 167-97
Year at UCLA: 1st
Record at UCLA: 0-0



Jim Harrick



Jerome "Pooh" Richardson

ASSISTANT COACHES

NAME	ALMA MATER/YEAR
Paul Landreaux	Cal State Los Angeles, '71
Tony Fuller	Pepperdine, '83

STARTERS RETURNING (2)

Name	Pos	Ht	Wt	Class	Pts	Rebs	Ast
Jerome Richardson	G	6-1	173	Sr.	11.6	5.1	7.0
Trevor Wilson	F	6-8	211	Jr.	15.4	9.4	2.9

STARTERS LOST (3)

Name	Pos	Ht	Wt	Pts	Rebs	Ast
Craig Jackson	F	6-8	206	7.6	4.5	1.5
Kelvin Butler	C	6-7	233	8.8	3.7	0.8
Dave Immel	G	6-4	194	13.8	2.6	2.9

ADDITIONAL LETTERMEN RETURNING (3)

Name	Pos	Ht	Wt	Class	Pts	Rebs	Ast
Kevin Walker	F	6-10	226	Jr.	7.8	2.5	0.4
Charles Rochelin	F	6-7	206	Sr.	7.5	2.8	0.3
Gerald Madkins	G	6-3	185	So.	5.8	1.3	1.5

ADDITIONAL LETTERMEN LOST (1)

Name	Pos	Ht	Wt	Pts	Rebs	Ast
Darryl Morris	G	6-3	181	0.0	0.5	0.2

TOP NEWCOMERS

Name	Pos	Ht	Wt	Class	Hometown/High School or JC
Don McLean	F	6-10	220	Fr.	Simi Valley, CA/Simi Valley
Darrick Martin	G	5-11	160	Fr.	Long Beach, CA/St. Anthony
Darrin Dafney	G	6-4	195	Fr.	Compton, CA/Fremont

BETHUNE-COOKMAN WILDCATS

DECEMBER 5, 1988
7:30 P.M. (EST)
MIAMI ARENA
MIAMI, FLORIDA

GENERAL INFORMATION

Location: Daytona Beach, Florida
School Founded:
Enrollment: 1,800
Conference: Mid-Eastern
Nickname: Wildcats
Colors: Maroon and Gold
Home Arena: Moore Gymnasium
Capacity: 1,700
All-Time Record vs. UM: First Meeting
1987-88 Record: 6-21
1987-88 Conference Record: 4-12, 8th



PERSONNEL INFORMATION

President: Dr. Oswald P. Bronson, Sr.
Athletic Director: Lloyd C. "Tank" Johnson
SID: Johnny Randolph
SID Phone: (904) 255-1401 ext. 263
SID Home Phone: (904) 258-5567
Telecopier Phone: (904) 255-1401 ext. 405
Press Row Phone: (904) 255-1401 ext. 272

1987-88 RESULTS (6-21)

Opponent	W-L	Score
Florida A&M	L	76-93
Stetson	L	63-90
Alabama-Birmingham	L	41-65
Delaware State	L	70-73
MD-Eastern Shore	L (OT)	64-66
Baptist College	L	79-99
Minnesota	L	50-94
Akron	L	51-85
Wright State	L	76-98
Lamar	L	74-90
MD-EASTERN SHORE	W	75-62
DELAWARE STATE	W	75-72
COPPIN STATE	L	64-66
North Carolina A&T	L	69-78
South Carolina St.	L	41-43
CENTRAL FLORIDA	L	67-68
NORTH CAROLINA A&T	L	57-69
SOUTH CAROLINA ST.	L	52-60
HOWARD	L	58-59
FLORIDA A&M	W	68-66
MORGAN STATE	W	74-71
Coppin State	L	56-64
Morgan State	L	50-52
Howard	L	64-72
BAPTIST COLLEGE	W	77-70
Central Florida	W	97-73
Florida A&M	L	50-53


1988-89 SCHEDULE

Nov.	25	Florida A&M
	0	STETSON
Dec.	3	South Florida
	5	Miami
	16	WRIGHT STATE TOURNAMENT
		Bethune-Cookman, Wright St.,
		Howard, Northeast Louisiana
	19	Cincinnati
	21	Xavier
	23	Jacksonville
Jan.	7	Delaware State
	9	MD-Eastern Shore
	12	CENTRAL FLORIDA
	14	North Carolina A&T
	16	South Carolina St.
	20	COPPIN STATE
	23	HOWARD
	28	NORTH CAROLINA A&T
	30	SOUTH CAROLINA
Feb.	3	MORGAN STATE
	4	FLORIDA A&M
	9	Coppin State
	11	Howard
	13	Morgan State
	18	DELAWARE STATE
	20	MD-EASTERN SHORE
	22	Central Florida
	25	Florida A&M
	28	MIDEAST TOURNAMENT

Home Games in CAPS

HEAD COACH JACK "CY" McCLAIREN

Alma Mater: Bethune-Cookman, '52
Office Phone: (904) 255-1401 ext. 272
Best Time To Call: Mornings
Year as College Head Coach: 27th
Overall Collegiate Record: 351-297
Year at BC: 27th
Record at BC: 351-297



Jack "Cy" McClairen

ASSISTANT COACHES

NAME	ALMA MATER/YEAR
Warren Baker	Bethune-Cookman

STARTERS RETURNING (4)

Name	Pos	Ht	Wt	Class	Pts	Rebs	Ast
Tim Jones	C	6-6	190	Sr.	9.2	7.9	1.5
Julious Grant	G	6-2	180	Jr.	13.4	3.6	3.3
James Turner	F	6-5	175	Sr.	14.6	3.4	0.6
James McKinney	G	6-3	200	So.	11.2	2.4	2.5

STARTERS LOST (1)

Name	Pos	Ht	Wt	Pts	Rebs	Ast
Anthony Anderson	F	6-3	190	16.4	3.8	1.1

ADDITIONAL LETTERMEN RETURNING (2)

Name	Pos	Ht	Wt	Class	Pts	Rebs	Ast
Eric Dooling	G	5-8	150	Jr.	2.7	1.1	2.8
Reubin Sims	F	6-5	225	Jr.	4.4	3.55	0.4

ADDITIONAL LETTERMEN LOST (1)

Name	Pos	Ht	Wt	Pts	Rebs	Ast
Kevin Morris	G	5-11	205	2.2	0.9	1.5

TOP NEWCOMERS

Name	Pos	Ht	Wt	Class	Hometown/High School or JC
Daron Fordham	F	6-5	185	Jr.	Ft. Lauderdale, FL/Florida JC
Christopher Carter	G	5-11	170	Fr.	Ft. Lauderdale, FL/Dillard

DUKE BLUE DEVILS

DECEMBER 10, 1988
7:30 P.M. (EST)
MIAMI ARENA
MIAMI, FLORIDA

GENERAL INFORMATION

Location: Durham, NC
School Founded: 1924
Enrollment: 5,900
Conference: Atlantic Coast
Nickname: Blue Devils
Colors: Royal Blue and White
Home Arena: Cameron Indoor Stadium
Capacity: 8,564
All-Time Record vs. UM: 3-1
1987-88 Record: 28-7
1987-88 Conference Record: 9-5, Third
Post Season Play: 3-0 in ACC, 4-1 in NCAA

1987-88 RESULTS (28-7)

Opponent	W-L	Score
APPALACHIAN STATE	W	110-74
EAST CAROLINA	W	94-45
Northwestern	W	79-57
Davidson	W	105-71
HARVARD	W	121-62
Florida	W	93-70
Arizona	L	85-91
WILLIAM AND MARY	W	101-70
MIAMI	W	107-69
Virginia	W	77-59
ST. LOUIS	W	69-53
MARYLAND	L	69-72
North Carolina	W	70-69
Wake Forest	W	103-70
Stetson	W	81-78
CLEMSON	W	101-63
GEORGIA TECH	W	78-65
NORTH CAROLINA STATE	L	74-77
NOTRE DAME	W	70-61
WAKE FOREST	W	98-67
Maryland	W	90-83
VIRGINIA	W	73-54
Kansas	W (OT)	74-70
North Carolina State	L	78-89
Georgia Tech	L	87-91
Clemson	L	69-77
NORTH CAROLINA	W	96-81
Virginia	W	60-48
North Carolina State	W	73-71
North Carolina	W	65-61
Boston University	W	85-69
Southern Methodist	W	94-79
Rhode Island	W	73-72
Temple	W	63-53
Kansas	L	59-66



PERSONNEL INFORMATION

President: Dr. H. Keith H. Brodie (Princeton, '61)
Athletic Director: Tom Butters (Ohio Wesleyan, '63)
SID: John Roth (Duke, '80)
SID Phone: (919) 684-2633
SID Home Phone: (919) 471-9514
Telecopier Phone: (919) 684-2633
Press Row Phone: (919) 684-6186

1988-89 SCHEDULE

Nov.	19	KENTUCKY TIPOFF CLASSIC
	26	THE CITADEL
	30	EAST CAROLINA
Dec.	3	NORTHWESTERN
	5	STETSON
	10	Miami
	21	WAKE FOREST
	29	CORNELL
Jan.	3	Washington
	5	DAVIDSON
	7	Virginia
	11	WILLIAM & MARY
	14	Maryland
	18	NORTH CAROLINA
	21	Wake Forest
	26	North Carolina State
	29	CLEMSON
Feb.	2	Georgia Tech
	5	Notre Dame
	8	VIRGINIA
	11	MARYLAND
	14	Harvard
	18	KANSAS
	20	GEORGIA TECH
	23	NORTH CAROLINA STATE
	26	Arizona
Mar.	1	Clemson
	5	North Carolina
	10	ACC TOURNAMENT
		Home Games in CAPS


Home Games in CAPS

HEAD COACH MIKE KRZYZEWSKI

Alma Mater: United States Military Academy, '69
Office Phone: (919) 684-3777
Best Time To Call: 11 a.m.-Noon
Year as College Head Coach: 14th
Overall Collegiate Record: 247-143
Year at Duke: 9th
Record at Duke: 174-84



Mike Krzyzewski



Danny Ferry

ASSISTANT COACHES

NAME	ALMA MATER/YEAR
Bob Bender	Duke, '80
Mike Brey	George Washington, '82
Pete Gaudet	Boston University, '66
Tommy Amaker	Duke, '86

STARTERS RETURNING (3)

Name	Pos	Ht	Wt	Class	Pts	Rebs	Ast
Danny Ferry	F	6-10	230	Sr.	19.1	7.6	4.0
Robert Brickey	F	6-5	205	Jr.	10.5	5.1	0.7
Quin Snyder	G	6-3	170	Sr.	8.3	2.5	5.7

STARTERS LOST (2)

Name	Pos	Ht	Wt	Pts	Rebs	Ast
Billy King	F	6-6	205	5.1	3.3	3.5
Kevin Strickland	G	6-5	195	16.1	4.5	1.3

ADDITIONAL LETTERMEN RETURNING (6)

Name	Pos	Ht	Wt	Class	Pts	Rebs	Ast
John Smith	F/C	6-7	225	Sr.	8.1	3.1	0.2
Phil Henderson	G	6-4	170	Jr.	5.9	1.7	0.9
Alaa Abdelnaby	C	6-10	240	Jr.	4.9	2.0	0.1
Greg Koubek	F	6-6	205	So.	3.9	2.2	0.5
Clay Buckley	F/C	6-10	225	So.	1.6	0.8	0.3
Joe Cook	G	6-2	195	So.	1.6	1.0	0.7

ADDITIONAL LETTERMEN LOST (0)

TOP NEWCOMERS

Name	Pos	Ht	Wt	Class	Hometown/High School or JC
Christian Laettner	F/C	6-10	225	Fr.	Angola, NY/Nichols
Crawford Palmer	C	6-10	225	Fr.	Alexandria, VA/Washington-Lee
Brian Davis	G/F	6-6	185	Fr.	Bladensburg, MD/Bladensburg

LONG ISLAND BLACKBIRDS

DECEMBER 16, 1988
7:30 P.M. (EST)
MIAMI ARENA
MIAMI, FLORIDA

GENERAL INFORMATION

Location: Brooklyn, New York
School Founded: 1926
Enrollment: 6,000
Conference: ECAC Metro
Nickname: Blackbirds
Colors: Blue and White
Home Arena: Schwartz Athletic Center
Capacity: 2,200
All-Time Record vs. UM: First Meeting
1987-88 Record: 14-14
1987-88 Conference Record: 8-8, Fourth
Post Season Play: 1-1 in ECAC

1987-88 RESULTS (14-14)

Opponent	W-L	Score
DOMINICAN	W	94-63
Iona	L	85-89
American	L	66-79
CONCORDIA	W	96-89
CALDWELL	W	101-71
ST. FRANCIS-NEW YORK	W	66-63
Old Dominion	L	68-83
GEORGE MASON	L	106-109
Mercer	L	71-85
Delaware State	W	85-81
MONMOUTH	W	77-70
Marist	L	66-97
Hofstra	W	84-80
FAIRLEIGH DICKINSON	L	78-99
ROBERT MORRIS	W	106-97
ST. FRANCIS-PENNSYLVANIA	L	79-86
Wagner	W	99-97
Monmouth	L	80-89
Loyola	L	85-89
St. Francis-New York	W	71-62
Fairleigh Dickinson	W	79-76
MARIST	L	86-93
LOYOLA-MARYLAND	W	76-67
Robert Morris	L	59-64
St. Francis-Pennsylvania	L	83-91
WAGNER	W	83-67
LOYOLA-MARYLAND	W	99-90
Fairleigh Dickinson	L	84-94



PERSONNEL INFORMATION

Provost: Dr. Lester N. Wilson (Chicago, '52)
Athletic Director: Paul Lizzo (Missouri State, '63)
SID: Bob Gesslein (St. John's, '53)
SID Phone: (718) 403-1015
Home Phone: (516) 741-5810
Telecopier Phone: (718) 403-1015
Press Row Phone: TBA


1988-89 SCHEDULE

Nov.	25	JOE LAPCHICK MEMORIAL TOURNAMENT
		Brigham Young, Long Island, Northeastern, St. John's
Nov.	29	CONCORDIA
Dec.	2	SETON HALL INVITATIONAL TOURNAMENT
		Central Connecticut, Long Island, Mt. St. Mary's, Seton Hall
	6	George Mason
	10	Morgan State
	16	Miami
	29	HOFSTRA
Jan.	4	FAIRLEIGH DICKINSON
	7	Wagner
	10	MONMOUTH
	14	LOYOLA-MARYLAND
	16	MARIST
	19	Robert Morris
	21	St. Francis-Pennsylvania
	25	WAGNER
	28	Monmouth
Feb.	1	CENTRAL CONNECTICUT STATE
	4	ST. FRANCIS-NEW YORK
	8	Fairleigh Dickinson
	11	Marist
	18	Loyola-Maryland
	20	St. Francis-New York
	23	ROBERT MORRIS
	25	ST. FRANCIS-PENNSYLVANIA
	28	Northeast Conference Tournament


Home Games in CAPS

HEAD COACH PAUL LIZZO

Alma Mater: Northwest Missouri State, '63
Office Phone: (718) 403-1030
Best Time To Call: 10 a.m.-3 p.m.
Year as College Head Coach: 18th
Overall Collegiate Record: 238-217
Year at Long Island: 14th
Record at Long Island: 187-172



Paul Lizzo



Freddie Burton

ASSISTANT COACHES

NAME	ALMA MATER/YEAR
Charles Buzzi	Fairleigh Dickinson, '72
Bobby Hunter	Long Island, '76
Arthur Wachtel	Long Island, '73

STARTERS RETURNING (3)

Name	Pos	Ht	Wt	Class	Pts	Rebs	Ast
Freddie Burton	F/C	6-7	230	Sr.	18.6	10.9	0.5
Jeff Cadle	F/G	6-4	205	Jr.	10.3	2.5	1.2
Timothy Pounds	G	6-4	180	So.	8.2	4.0	3.1

STARTERS LOST (2)

Name	Pos	Ht	Wt	Pts	Rebs	Ast
Glenn Daniels	G	6-0	170	9.4	1.9	4.0
Calvin Lamb	F/G	6-4	180	20.2	4.8	3.0

ADDITIONAL LETTERMEN RETURNING (6)

Name	Pos	Ht	Wt	Class	Pts	Rebs	Ast
Madgi Ahmed	F	6-7	225	Sr.	3.8	3.8	0.3
Rick Lizzo	F	6-4	205	Sr.	2.3	0.8	0.0
Greg Epps	G	6-4	178	Jr.	1.0	0.6	0.1
Magdi Bilal	C	6-11	210	So.	6.3	3.5	0.4
Anthony Bogarty	G	5-9	165	So.	3.9	1.3	2.5
Neil Smith	F	6-5	190	So.	4.0	1.3	0.7

ADDITIONAL LETTERMEN LOST (0)

TOP NEWCOMERS

Name	Pos	Ht	Wt	Class	Hometown/High School or JC
Billy Mack	F/C	6-7	220	So.	Englewood, NJ/Rutgers
Eddie Robinson	G	6-3	190	Fr.	Albany, NY/Mt. Pleasant
Jeff White	G	6-4	210	Jr.	New Brunswick, NJ/Middlesex CC

FLORIDA GATORS

DECEMBER 19, 1988
7:30 P.M. (EST)
STEPHEN C. O'CONNELL CENTER
GAINESVILLE, FLORIDA



GENERAL INFORMATION

Location: Gainesville, Florida
School Founded: 1853
Enrollment: 35,700
Conference: Southeastern (SEC)
Nickname: Gators
Colors: Orange and Blue
Home Arena: Stephen C. O'Connell Center
Capacity: 12,000
All-Time Record vs. UM: 40-29
1987-88 Record: 23-12
1987-88 Conference Record: 11-7 (Tie for 2nd)
Post Season Play: 1-1 in SEC; 1-1 in NCAA

1987-88 RESULTS (23-12)

Opponent	W-L	Score
JACKSONVILLE	W	82-52
GEORGIA TECH	W	80-69
Iowa State	W	96-89
Seton Hall	W	70-68
Southern Methodist	L	76-82
FLORIDA STATE	W	71-48
OHIO STATE	W	102-69
SOUTH FLORIDA	W	83-69
Duke	L	70-93
Michigan State	W	83-59
Pittsburgh	L	68-80
TOWSON STATE	W	77-55
Auburn	L	67-72
GEORGIA	W	87-70
Mississippi State	W	55-45
MISSISSIPPI	W	77-72
Kentucky	W	58-56
Tennessee	W	76-56
LOUISIANA STATE	W	61-50
Vanderbilt	L	65-92
Alabama	W	74-64
AUBURN	L	57-58
Georgia	L	65-71
MISSISSIPPI STATE	W	69-52
Miami	W	83-73
Mississippi	L	75-82
KENTUCKY	W	83-76
TENNESSEE	L	63-65
VANDERBILT	W	81-65
ALABAMA	W	52-45
Louisiana State	W	69-86
Tennessee	W	67-60
Georgia	L	70-72
St. John's	W	82-59
Michigan	L	85-108

PERSONNEL INFORMATION

President: Marshall Criser (Florida, '49)
Athletic Director: Bill Arnsparger
Miami of Ohio '50)
SID: John Humenik (Clarion State, '74)
SID Phone: (904) 375-4683
SID Home Phone: (904) 377-1908
Basketball SID: Joel Glass (Iowa, '86)
Home Phone: (904) 375-2631
Telecopier Phone: (904) 375-4809
Press Row Phone: (904) 371-0281/0357

1988-89 SCHEDULE

Nov.	8	SOLNA BASKET
	11	ATHLETES IN ACTION
	25	GREAT ALASKA SHOOTOUT
		Alaska-Anchorage, Cal Berkeley, Florida,
		Iona, Kansas, Kentucky, Seton Hall, Utah
	30	SIENA COLLEGE
Dec.	3	Florida State
	6	Illinois
	10	LOUISIANA STATE
	19	MIAMI
	22	PITTSBURGH
	27	HOLIDAY FESTIVAL (NY)
		Florida, Fordham, Ohio State, St. John's
Jan.	5	Mississippi
	7	Georgia
	9	South Florida
	12	KENTUCKY
	14	Auburn
	18	Tennessee
	21	MISSISSIPPI STATE
	25	Vanderbilt
Feb.	1	ALABAMA
	4	Stanford
	5	MISSISSIPPI
	8	GEORGIA
	11	Kentucky
	15	AUBURN
	18	TENNESSEE
	22	Mississippi State
	25	VANDERBILT
Mar.	1	Louisiana State
	4	Alabama
	8	SEC TOURNAMENT


Home Games in CAPS

HEAD COACH NORM SLOAN

Alma Mater: North Carolina State, '51
Office Phone: (904) 375-4683
Best Time To Call: Mornings and 1-2 p.m.
Year as College Head Coach: 37th
Overall Collegiate Record: 606-382
Year at Florida: 15th
Record at : 214-181



Norm Sloan



Dwayne Schintzius

ASSISTANT COACHES

NAME	ALMA MATER/YEAR
Monte Towe	North Carolina State, '74
Kenny McCraney	Florida, '82
Phil Weber	North Carolina State, '84

STARTERS RETURNING (2)

Name	Pos	Ht	Wt	Class	Pts	Rebs	Ast
Dwayne Schintzius	C	7-2	250	Jr.	14.4	6.5	2.3
Livingston Chapman	F	6-7	242	So.	12.6	6.4	1.5

STARTERS LOST (3)

Name	Pos	Ht	Wt	Pts	Rebs	Ast
Vernon Maxwell	G	6-5	188	20.2	4.2	4.3
Ronnie Montgomery	G	6-1	176	6.0	3.5	5.6
Pat Lawrence	F	6-7	201	7.2	3.7	2.0

ADDITIONAL LETTERMEN RETURNING (3)

Name	Pos	Ht	Wt	Class	Pts	Rebs	Ast
Dwayne Davis	F	6-7	215	So.	6.3	4.7	0.5
Clifford Lett	G	6-3	176	Sr.	4.3	1.8	1.2
Wyndel Jenkins	G	5-10	171	So.	1.6	0.4	0.4

ADDITIONAL LETTERMEN LOST (1)

Name	Pos	Ht	Wt	Pts	Rebs	Ast
Kenny McClary	F/C	6-8	254	0.2	0.4	0.1

TOP NEWCOMERS

Name	Pos	Ht	Wt	Class	Hometown/High School or JC
Stacey Poole	G	6-5	200	Fr.	Jacksonville, FL/Forrest
Jose Ramos	G	6-2	175	Fr.	Miami, FL/Miami
Johnny Walker	F	6-7	220	Fr.	Quincy, FL/Quincy Shanks


CHAMINADE CHRISTMAS CLASSIC

December 23, 24 & 25, 1988
Neal S. Blaisdell Center
Honolulu, Hawaii



MIAMI		WINNER GAME 1	
1	Friday, Dec. 23, 2:00 p.m.		
ST. LOUIS		WINNER GAME 8	
		Saturday, Dec. 24 6:00 p.m.	
IOWA		WINNER GAME 2	
2	Friday, Dec. 23, 4:00 p.m.		
EASTERN ILLINOIS		12 CHAMPION	
		Sunday, Dec. 25 8:00 p.m.	
EASTERN WASHINGTON		WINNER GAME 3	
3	Friday, Dec. 23, 6:00 p.m.		
OLD DOMINION		8 WINNER GAME 7	
		Saturday, Dec. 24 8:00 p.m.	
CHAMINADE		WINNER GAME 4	
4	Friday, Dec. 23, 8:00 p.m.		
CALIFORNIA-RIVERSIDE		WINNER GAME 5	
		Saturday, Dec. 24, 2:00 p.m.	
LOSER GAME 2		11 5th/6th	
		Sunday, Dec. 25 6:00 p.m.	
LOSER GAME 3		WINNER GAME 6	
6	Saturday, Dec. 24, 4:00 p.m.		
LOSER GAME 4		7th/8th	
		Sunday, Dec. 25, 2:00 p.m.	
LOSER GAME 5		3rd/4th	
9	Sunday, Dec. 25, 4:00 p.m.		
LOSER GAME 6			
LOSER GAME 7			
10	Sunday, Dec. 25, 4:00 p.m.		
LOSER GAME 8			

All times HST



Statue honoring Hawaii's King Kamehameha

CHAMINADE SILVERSWORDS

DECEMBER 23, 24 & 25, 1988
CHAMINADE CHRISTMAS CLASSIC
NEAL S. BLAISDELL CENTER
HONOLULU, HAWAII



GENERAL INFORMATION

Location: Honolulu, Hawaii
School Founded: 1955
Enrollment: 975
Conference: Independant, NAIA
Nickname: Silverswords
Colors: Royal Blue and White
Home Arena: McCabe Memorial Gymnasium
Capacity: 3,000
All-Time Record vs. UM: First Meeting
1987-88 Record: 5-19
1987-88 Conference Record: 3-5, 5th in District 29

PERSONNEL INFORMATION

President: Rev. Raymond A. Roesch, S.M.
(Dayton, '36)
Athletic Director: Mike Vasconcellos
(San Jose State)
SID: Ed Nishioka
SID Phone: (808) 735-4790
SID Home Phone: TBA

1987-88 RESULTS (5-19)

Opponent	W-L	Score
WHITWORTH	L	62-65
KANSAS	L	62-89
STANFORD	L	82-93
NEBRASKA	L	75-76
San Jose State	L	56-83
Long Beach State	L	64-114
WESTERN WASHINGTON	L	72-73
DAYTON	L	75-84
LA SALLE	L	60-90
VIRGINIA	L	58-66
MANHATTAN COLLEGE	W	67-56
FORDHAM	L	47-56
BELOIT	W	66-53
CONCORDIA	L	78-80
BRYANT COLLEGE	W	80-64
CONDORDIA	W	87-77
HAWAII PACIFIC	W (OT)	109-107
HAWAII LOA	W	70-48
HAWAII-HILO	L	64-77
BRIGHAM YOUNG-HAWAII	W	79-76
HAWAII-HILO	L	68-78
HAWAII-PACIFIC	L (OT)	101-105
HAWAII LOA	L	56-64
BRIGHAM YOUNG-HAWAII	L	62-64

1988-89 SCHEDULE

Nov. 18	WHITTIER COLLEGE
20	ALUMNI
21	PUGET SOUND
25	MAUI CLASSIC Chaminade, DePaul, Memphis State, Michigan, Nevada-Las Vegas, Ohio State, Oklahoma, Vanderbilt
30	Santa Clara
Dec. 2	POCONO CLASSIC TBA
5	Concordia
17	POINT LOMA
23	CHAMINADE CHRISTMAS CLASSIC Chaminade, Eastern Illinois, Eastern Washington, Iowa, Miami, New Mexico State, Old Dominion, St. Louis
28	NEW YEAR'S CLASSIC Chaminade, Louisiana State, Morehead State, Nebraska
Jan. 6	NEBRASKA-WESLEYAN
9	ALASKA-JUNEAU
13	BROTHER OLIVER AII CLASSIC California-Pennsylvania, Chaminade, Alaska-Anchorage, Alaska-Juneau
19	Hawaii Pacific
23	HAWAII-HILO
Feb. 3	Hawaii Loa
9	Hawaii-Hilo
14	Brigham Young-Hawaii
19	HAWAII PACIFIC
22	HAWAII LOA
Mar. 2	BRIGHAM YOUNG-HAWAII


Home Games in CAPS

HEAD COACH MERV LOPES

Alma Mater: San Jose State, '56
Office Phone: (808) 735-4790
Best Time To Call: 8 a.m.-10 a.m.
Year as College Head Coach: 12th
Overall Collegiate Record: 227-103
Year at Chaminade: 12th
Record at Chaminade: 227-103



Merv Lopes



Rod McCray

ASSISTANT COACHES

NAME ALMA MATER/YEAR
Thomas Loudon Hawaii, '82
Anthony Mulholland
Pete Smith

STARTERS RETURNING (2)

Name	Pos	Ht	Wt	Class	Pts	Rebs	Ast
Rod McCray	G	6-2	185	Sr.	13.6	2.7	5.6
Arthur King	F	6-8	190	Sr.	19.1	9.3	1.8

STARTERS LOST (3)

Name	Pos	Ht	Wt	Pts	Rebs	Ast
Walter Carpenter	G	5-11	160	11.9	3.6	3.1
Peter Schomers	F/G	6-6	205	12.3	4.7	2.0
John Wyatt	F/C	6-6	215	7.4	6.3	1.0

ADDITIONAL LETTERMEN RETURNING (2)

Name	Pos	Ht	Wt	Class	Pts	Rebs	Ast
Sam Trusty	F/C	6-6	208	Jr.	7.1	3.8	0.5
Kenroy James	C	6-9	256	So.	2.3	3.3	0.0

ADDITIONAL LETTERMEN LOST (3)

Name	Pos	Ht	Wt	Pts	Rebs	Ast
Bruce Mann	G	5-10	170	3.6	1.8	2.2
Anthony Hall	G/F	6-4	180	3.7	1.3	0.8
Chet Rivera	G	5-9	150	4.0	0.8	0.9

TOP NEWCOMERS

Name	Pos	Ht	Wt	Class	Hometown
Brent Schouten	C/F	6-8	215	Jr.	Brenham, TX
James Lucas	F	6-5	190	So.	Fremont, CA

EASTERN ILLINOIS PANTHERS

DECEMBER 23, 24 & 25, 1988
CHAMINADE CHRISTMAS CLASSIC
NEAL S. BLAISDELL CENTER
HONOLULU, HAWAII



GENERAL INFORMATION

Location: Charleston, Illinois
School Founded: 1895
Enrollment: 10,128
Conference: Mid-Continent
Nickname: Panthers
Colors: Blue and Gray
Home Arena: Lantz Arena
Capacity: 6,500
All-Time Record vs. UM: First Meeting
1987-88 Record: 17-11
1987-88 Conference Record: 7-7, 4th

PERSONNEL INFORMATION

President: Dr. Stan Rives (Illinois State, '54)
Athletic Director: R. C. Johnson (Iowa, '65)
SID: David Kidwell (Ely, '70)
SID Phone: (217) 581-5981
SID Home Phone: (217) 345-4166
Telecopier Phone: (217) 581-5188
Press Row Phone: (217) 581-5134

1987-88 RESULTS (17-11)

Opponent	W-L	Score
OLIVET NAZARENE	W	88-60
WISCONSIN	W	59-52
Indiana State	L	63-64
HARRIS-STOWE	W	120-41
SOUTHERN ILLINOIS	W	67-63
WISCONSIN-MILWAUKEE	W	94-76
Iowa State	L (OT)	66-76
St. Mary's-California	L	57-73
Sam Houston State	W	72-67
Chicago State	L	76-79
ST. LOUIS	W	75-68
NORTHERN ILLINOIS	W	88-80
ILLINOIS-CHICAGO	L	68-69
Cleveland State	L	84-95
WISCONSIN-GREEN BAY	L	67-71
SOUTHWEST MISSOURI STATE	L	55-57
Northern Iowa	L (OT)	121-126
VALPARAISO	L	59-63
AUGUSTANA	W	101-58
Western Illinois	W (OT)	94-86
Illinois-Chicago	W	84-69
CLEVELAND STATE	W	76-71
Wisconsin-Green Bay	W	70-54
Southwest Missouri State	L	56-76
NORTHERN IOWA	W	78-66
Valparaiso	W	64-54
WESTERN ILLINOIS	W	74-58
Northern Illinois	W	87-71


1988-89 SCHEDULE

Nov.	10	DENMARK NATIONAL TEAM
	28	Northern Illinois
Dec.	1	TEXAS WESLEYAN
	3	ROOSEVELT
	5	Wisconsin
	10	Southern Illinois
	12	ELMHURST
	19	XAVIER
	23	CHAMINADE CHRISTMAS CLASSIC
		Chaminade, Eastern Illinois, Eastern Washington, Iowa, Miami, New Mexico State, Old Dominion, St. Louis
Jan.	2	Murray State
	4	DePaul
	9	NORTHERN ILLINOIS
	14	NORTHERN IOWA
	16	Western Illinois
	21	SOUTHWEST MISSOURI STATE
	23	CHICAGO STATE
	28	Valparaiso
	30	Cleveland State
Feb.	1	St. Louis
	4	ILLINOIS-CHICAGO
	6	Wisconsin-Green Bay
	11	Northern Iowa
	13	WESTERN ILLINOIS
	18	Southwest Missouri State
	21	INDIANA STATE
	23	Illinois-Chicago
	25	VALPARAISO
	27	CLEVELAND STATE
Mar.	4	WISCONSIN-GREEN BAY
	6	AMCU TOURNAMENT


Home Games in CAPS

HEAD COACH RICK SAMUELS

Alma Mater: Chadron State, '70
Office Phone: (217) 581-2511
Best Time To Call: Mornings
Year as College Head Coach: 9th
Overall Collegiate Record: 123-108
Year at Eastern Illinois: 9th
Record at Eastern Illinois: 123-108



Rick Samuels



Jay Taylor

ASSISTANT COACHES

NAME	ALMA MATER/YEAR
Dave Weber	Weber State, '83
Lloyd Batts	Cincinnati, '74
Mike Church	Northeast Missouri, '73

STARTERS RETURNING (2)

Name	Pos	Ht	Wt	Class	Pts	Rebs	Ast
Mark Fowler	F	6-7	210	Sr.	7.8	5.5	1.6
Jay Taylor	G	6-3	190	Sr.	20.2	4.1	2.3

STARTERS LOST (3)

Name	Pos	Ht	Wt	Pts	Rebs	Ast
Tony Hemphill	F	6-5	200	11.4	4.4	2.7
Norm Evans	G	6-0	160	8.4	2.0	2.4
Vince Macciocchi	F			7.9	4.0	0.6

ADDITIONAL LETTERMEN RETURNING (5)

Name	Pos	Ht	Wt	Class	Pts	Rebs	Ast
Joe Hamilton	F	6-4	220	Sr.	3.6	3.2	0.9
Mike West	C	6-8	220	Sr.	2.4	3.2	0.8
Gerald Jones	G	5-10	160	So.	5.4	1.1	1.4
Ronnie Tate	G	6-3	200	Sr.	5.5	1.8	1.5
Dave Vance	F	6-6	195	Sr.	3.4	1.5	1.2

ADDITIONAL LETTERMEN LOST (2)

Name	Pos	Ht	Wt	Pts	Rebs	Ast
J.J. Strickland	F	6-4	200	4.3	0.9	0.2
Dave Stein	F	6-9	210	2.8	1.3	0.4

TOP NEWCOMERS

Name	Pos	Ht	Wt	Class	Hometown/High School or JC
Jim Combest	F	6-9	205	Fr.	Asheville, NC/Roberson
Barry Johnson	F	6-7	195	Fr.	Normal, IL/University
Derek Kelley	F	6-7	185	Fr.	Evansville, IL/Harrison
Kavien Martin	G	6-3	175	Fr.	Metropolis, IL/Massac
David Olson	F	6-6	195	Fr.	Newark, IL/Newark

EASTERN WASHINGTON
EAGLES

DECEMBER 23, 24 & 25, 1988
CHAMINADE CHRISTMAS CLASSIC
NEAL S. BLAISDELL CENTER
HONOLULU, HAWAII



GENERAL INFORMATION

Location: Cheney, Washington
School Founded: 1882
Enrollment: 8,000
Conference: Big Sky
Nickname: Eagles
Colors: Red and White
Home Arena: Reese Court
Capacity: 5,000
All-Time Record vs. UM: First Meeting
1987-88 Record: 6-21 1987-88
Conference Record: 2-14, 9th

PERSONNEL INFORMATION

President: Alexander Schilt (Wyoming, '64)
Athletic Director: Ron Raver (Wayne State, '61)
SID: Jim Price (Stanford, '59)
SID Phone: (509) 359-6334
SID Home Phone: (509) 624-1957
Telecopier Phone: (509) 359-6334
Press Row Phone: (509) 359-6331

1987-88 RESULTS (6-21)

Opponent	W-L	Score
ILLAWARRA	L	51-67
Washington State	L	46-68
Gonzaga	L	61-82
MONTANA TECH	W	92-60
Gonzaga	L	63-75
CENTRAL WASHINGTON	W	81-60
WESTERN BAPTIST	W (OT)	75-67
Murray State	L	57-84
Northwestern State	L	63-68
Youngstown State	L	47-48
South Carolina State	W	75-72
GONZAGA	L	68-88
NEVADA-RENO	L	58-71
NORTHERN ARIZONA	L	68-79
Idaho State	L	61-81
Weber State	L	69-89
Montana	W	70-67
Montana State	L	57-92
WEBER STATE	W	66-64
Idaho	L	64-74
IDAHO STATE	L	75-83
BOISE STATE	L	62-89
Northern Arizona	L	64-72
Nevada-Reno	L	83-89
Boise State	L	52-92
IDAHO	L	58-61
MONTANA STATE	L	67-82
MONTANA	L (OT)	65-66

1988-89 SCHEDULE

Nov.	17	BRISBANE
	25	INLAND NORTHWEST CLASSIC Idaho vs. Washington State Eastern Washington vs. Gonzaga
	28	MIDWESTERN STATE
Dec.	1	GONZAGA
	3	WHITMAN
	10	Gonzaga
	13	California-Irvine
	16	SHOW ME CLASSIC Eastern Washington, Missouri, Ohio, TBA
	19	St. Mary's
	21	San Jose State
	23	CHAMINADE CHRISTMAS CLASSIC Chaminade, Eastern Illinois, Eastern Washington, Iowa, Miami, New Mexico State, Old Dominion, St. Louis
Jan.	5	Montana State
	7	Montana
	12	NORTHERN ARIZONA
	14	NEVADA-RENO
	19	Idaho State
	21	Boise State
	27	WEBER STATE
Feb.	4	IDAHO
	9	Nevada-Reno
	11	Northern Arizona
	16	MONTANA
	18	MONTANA STATE
	23	Weber State
	25	Idaho
Mar.	2	IDAHO STATE
	4	BOISE STATE
	9	BIG SKY TOURNAMENT

Home Games in CAPS

HEAD COACH
BOB HOFMAN

Alma Mater: Colorado, '74
Office Phone: (509) 359-2497
Best Time To Call: 11 a.m.-Noon
Year as College Head Coach: 6th
Overall Collegiate Record: 75-67
Year at Eastern Washington: 2nd
Record at Eastern Washington: 6-21



Bob Hofman



Ronn McMahon

ASSISTANT COACHES

NAME	ALMA MATER/YEAR
Ray LaBate	Fort Lewis, '79

STARTERS RETURNING (4)

Name	Pos	Ht	Wt	Class	Pts	Rebs	Ast
Gale Berry	G	6-6	182	Sr.	15.0	4.3	2.9
Mike King	C	6-8	225	Sr.	7.8	5.7	1.5
Nate Perkins	F	6-6	206	Sr.	6.3	4.5	1.2
Brian Sullivan	G	6-2	167	So.	5.0	2.2	1.9

STARTERS LOST (1)

Name	Pos	Ht	Wt	Pts	Rebs	Ast
Kevin Sattler	F	6-8	205	15.0	4.1	1.5

ADDITIONAL LETTERMEN RETURNING (2)

Name	Pos	Ht	Wt	Class	Pts	Rebs	Ast
Damon Andrews	F	6-5	225	Sr.	5.6	3.7	0.8
Dan Jarms	C/F	224	Jr.	Jr.	1.2	1.2	0.1

ADDITIONAL LETTERMEN LOST (3)

Name	Pos	Ht	Wt	Pts	Rebs	Ast
Jeff Curtis	G	6-1	173	5.9	1.6	0.9
Anthony Glanton	F	6-6	182	1.9	2.2	0.3
Roy Palmer	G	6-1	162	2.0	1.9	2.6

TOP NEWCOMERS

Name	Pos	Ht	Wt	Class	Hometown/High School or JC
Greg Olson	F	6-6	205	Jr.	Oak Harbor, WA/Skagit Valley CC
Tommie Dunham	G	6-2	190	Jr.	Pasadena, CA/Pasadena CC
Jon Beauchamp	F	6-3	180	Fr.	Yakima, WA/Davis
Ronn McMahon*	G	5-10	175	Jr.	Upland, WA/Utah Tech

*Redshirt in '87-88

IOWA HAWKEYES

DECEMBER 23, 24 & 25, 1988
CHAMINADE CHRISTMAS CLASSIC
NEAL S. BLAISDELL CENTER
HONOLULU, HAWAII



GENERAL INFORMATION

Location: Iowa City, Iowa
School Founded: 1847
Enrollment: 30,000
Conference: Big Ten
Nickname: Hawkeyes
Colors: Old Gold and Black
Home Arena: Carver-Hawkeye
Capacity: 15,500
All-Time Record vs. UM: First Meeting
1987-88 Record: 24-10
1987-88 Conference Record: 12-6, 4th
Post Season Play: 2-1 in NCAA

PERSONNEL INFORMATION

President: Hunter Rawlings
(Haverford College, '66)
Athletic Director: Bump Elliott (Michigan, '48)
SID: George Wine (Iowa, '59)
SID Phone: (319) 335-9411
SID Home Phone: (319) 644-2781
Basketball SID: Phil Haddy (Iowa, '69) and
Steve Malchow (Iowa, '83)
Home Phone: Haddy (319) 351-3012,
Malchow (319) 351-3874
Telecopier Phone: (319) 335-9333
Press Row Phone: (319) 335-7284

1987-88 RESULTS (24-10)

Opponent	W-L	Score
Stanford	W	78-75
Kansas	W	100-81
Villanova	W	97-74
DRAKE	W	70-59
NAVY	W	91-61
CALIFORNIA-IRVINE	W	124-88
ARIZONA	L	59-66
Iowa State	L (OT)	100-102
PAN AMERICAN	W	110-64
Illinois State	L	88-89
Oral Roberts	W	126-94
INDIANA	W	84-70
Purdue	L	79-80
LAFAYETTE	W	109-68
Ohio State	L	83-87
NORTHWESTERN	W	92-68
ILLINOIS	W	93-79
DARTMOUTH	W	102-87
Wisconsin	W	104-89
MINNESOTA	W	76-51
Michigan	L	103-120
MICHIGAN STATE	W	101-72
OHIO STATE	W	92-75
PURDUE	L	66-73
Minnesota	W	107-86
Northwestern	W	91-74
MICHIGAN	W	95-87
Michigan State	W	103-87
Illinois	L	81-94
WISCONSIN	W	103-70
Indiana	L	89-116
Florida State	W	102-98
Nevada-Las Vegas	W	104-86
Arizona	L	79-99


1988-89 SCHEDULE

Nov.	17	YUGOSLAVIAN NATIONAL TEAM
	20	ATHLETES IN ACTION
	26	McNEESE STATE
	29	Drake
Dec.	2	AMANA-HAWKEYE CLASSIC
		Brown, Georgia, Iowa, Long Beach State
	6	NORTHERN IOWA
	10	IOWA STATE
	12	JACKSON STATE
	14	CENTRAL FLORIDA
	23	CHAMINADE CHRISTMAS CLASSIC
		Chaminade, Eastern Illinois, Eastern Washington, Iowa, Miami, New Mexico State, Old Dominion, St. Louis
	30	SOUTHWEST TEXAS STATE
Jan.	5	Michigan State
	7	North Carolina
	14	Minnesota
	19	Ohio State
	21	Purdue
	26	WISCONSIN
	30	Indiana
Feb.	2	NORTHWESTERN
	5	ILLINOIS
	9	MICHIGAN
	11	Wisconsin
	12	OHIO STATE
	18	MINNESOTA
	22	Northwestern
	26	PURDUE
Mar.	2	MICHIGAN STATE
	4	Michigan
	8	Illinois
	11	INDIANA


Home Games in CAPS

HEAD COACH TOM DAVIS

Alma Mater: Wisconsin-Platteville, '60
Office Phone: (319) 335-9444
Best Time To Call: Tuesday Mornings
Year as College Head Coach: 17th
Overall Collegiate Record: 328-165
Year at Iowa: 3rd
Record at Iowa: 54-15



Tom Davis



B.J. Armstrong

ASSISTANT COACHES

NAME	ALMA MATER/YEAR
Bruce Pearl	Boston College, '82
Gary Close	Arizona State, '78
Rudy Washington	Redlands, '73

STARTERS RETURNING (3)

Name	Pos	Ht	Wt	Class	Pts	Rebs	Ast
B.J. Armstrong	G	6-2	170	Sr.	17.4	2.2	4.5
Roy Marble	G/F	6-6	190	Sr.	15.4	4.3	2.0
Ed Horton	C	6-8	230	Sr.	11.3	6.3	1.8

STARTERS LOST (2)

Name	Pos	Ht	Wt	Pts	Rebs	Ast
Bill Jones	G/F	6-7	175	13.0	6.0	3.0
Jeff Moe	G	6-3	195	12.9	2.1	1.6

ADDITIONAL LETTERMEN RETURNING (2)

Name	Pos	Ht	Wt	Class	Pts	Rebs	Ast
Les Jepsen	C	7-0	230	Jr.	1.3	1.5	0.1
Kelly Westen	G	6-0	160	Jr.	0.7	0.0	0.1

ADDITIONAL LETTERMEN LOST (3)

Name	Pos	Ht	Wt	Pts	Rebs	Ast
Al Lorenzen	F	6-9	225	10.6	5.7	0.7
Kent Hill	F/C	6-6	235	7.4	6.5	1.2
Michael Reaves	G	6-3	195	5.5	1.6	2.1

TOP NEWCOMERS

Name	Pos	Ht	Wt	Class	Hometown/High School or JC
Matt Bullard	F	6-10	215	Jr.	West Des Moines, IA/Colorado
Michael Ingram	C	6-8	215	Jr.	Bellwood, IL/Missouri
Ray Thompson	G	6-5	175	Fr.	Summit, IL/Argo

NEW MEXICO STATE AGGIES

DECEMBER 23, 24 & 25
CHAMINADE CHRISTMAS CLASSIC
NEAL S. BLAISDELL CENTER
HONOLULU, HAWAII



GENERAL INFORMATION

Location: Las Cruces, New Mexico
School Founded: 1888
Enrollment: 14,000
Conference: Big West
Nickname: Aggies
Colors: Crimson and White
Home Arena: Pan American Center
Capacity: 13,222
All-Time Record vs. UM: First Meeting 1987-88
Record: 16-16
1987-88 Conference Record: 8-10, Tie for 6th
Post Season Play: 0-1 in PCAA

PERSONNEL INFORMATION

President: Dr. James E. Halligan
(Iowa State, '62)
Athletic Director: Al Gonzales
(New Mexico State, '71)
SID: Steve Shutt (Bowling Green State, '80)
SID Phone: (505) 646-3929
SID Home Phone: (505) 522-4068
Telecopier Phone: (505) 646-2425
Press Row Phone: (505) 646-3400

1987-88 RESULTS (16-16)

Opponent	W-L	Score
SIMON FRASER	W	83-80
Alabama	L	84-85
Central Michigan	L	86-87
Hawaii-Pacific	W	95-81
New Mexico	L	71-72
NEW MEXICO HIGHLANDS	W	92-50
Texas-El Paso	L	63-68
NEW MEXICO	L	72-76
RIDER	W	84-43
NORTH TEXAS STATE	W	91-71
SOUTHWEST TEXAS STATE	W	80-65
NEVADA-LAS VEGAS	L	64-69
CALIFORNIA STATE-FULLERTON	W	41-37
San Jose State	W	76-65
Utah State	L	52-53
FRESNO STATE	W	65-60
PACIFIC	W	63-59
GRAMBLING	W (OT)	63-61
Long Beach State	L	67-75
California-Santa Barbara	L	63-66
California-Irvine	L	62-79
UTAH STATE	L	77-78
SAN JOSE STATE	W	77-59
Pacific	W	84-75
Fresno State	L	50-60
LONG BEACH STATE	L	61-62
CALIFORNIA-IRVINE	W	75-59
CALIFORNIA-SANTA BARBARA	W	81-57
California State-Fullerton	L	59-61
Nevada-Las Vegas	L	68-86
California-Santa Barbara	L	52-56

1988-89 SCHEDULE

Nov.	22	SIMON FRASER
	26	TEXAS SOUTHERN
	30	TEXAS-EL PASO
Dec.	3	TEXAS TECH
	5	NEW MEXICO
	10	WESTERN NEW MEXICO
	13	Texas-El Paso
	17	New Mexico
	19	MISSISSIPPI VALLEY STATE
	23	CHAMINADE CHRISTMAS CLASSIC Chaminade, Eastern Illinois, Eastern Washington, Iowa, Miami, New Mexico State, Old Dominion, St. Louis
	29	SOUTH CAROLINA STATE
Jan.	3	California State-Fullerton
	5	Nevada-Las Vegas
	8	UTAH STATE
	10	SAN JOSE STATE
	14	Pacific
	16	Fresno State
	21	LONG BEACH STATE
	26	CALIFORNIA-IRVINE
	28	CALIFORNIA-SANTA BARBARA
Feb.	2	San Jose State
	4	Utah State
	9	FRESNO STATE
	11	PACIFIC
	18	Long Beach State
	23	California-Santa Barbara
	25	California-Irvine
Mar.	2	NEVADA-LAS VEGAS
	4	CALIFORNIA STATE-FULLERTON
	9	BIG WEST TOURNAMENT

Home Games in CAPS

HEAD COACH NEIL MCCARTHY

Alma Mater: California State-
Sacramento, '65

Office Phone: (505) 646-1324


Best Time To Call: 2:00 p.m.-3:00 p.m. (MT)

Year as College Head Coach: 14th


Overall Collegiate Record: 249-141

Year at NMSU: 4th

Record at NMSU: 49-43



Neil McCarthy



Johnny Roberson

ASSISTANT COACHES

NAME	ALMA MATER/YEAR
Dan Dion	St. Mary's, '76
Jeff Reep	Cedarville College, '78
Mark Felix	California State-Northridge, '80

STARTERS RETURNING (3)

Name	Pos	Ht	Wt	Class	Pts	Rebs	Ast
Willie Joseph	F	6-4	215	Sr.	14.8	4.5	2.6
Steve McGlothlin	C	6-8	220	Sr.	5.8	6.9	0.2
Johnny Roberson	F	6-8	190	Sr.	11.4	6.0	1.6

STARTERS LOST (2)

Name	Pos	Ht	Wt	Pts	Rebs	Ast
Virgil Harris	G	6-2	200	11.2	4.1	1.6
Jeff Williams	G	6-4	185	4.0	1.6	2.6

ADDITIONAL LETTERMEN RETURNING (2)

Name	Pos	Ht	Wt	Class	Pts	Rebs	Ast
Jeff McCool	G	6-5	190	Sr.	8.9	1.7	0.7
Keith Hill	G	6-4	190	Jr.	9.2	2.4	3.5

ADDITIONAL LETTERMEN LOST (2)

Name	Pos	Ht	Wt	Pts	Rebs	Ast
Pat Coash	F	6-6	200	0.6	1.3	0.1
Curtis Terrell	F	6-7	205	6.0	3.5	0.8

TOP NEWCOMERS


Name	Pos	Ht	Wt	Class	Hometown/High School or JC
Jimmy Taylor	G	6-3	175	Jr.	Campbellsville, KY/Cerritos JC
Mark Acre	C	6-8	220	Jr.	Corning, CA/College of Siskiyous

OLD DOMINION MONARCHS

DECEMBER 23, 24 & 25, 1988
CHAMINADE CHRISTMAS CLASSIC
NEAL S. BLAISDELL CENTER
HONOLULU, HAWAII

GENERAL INFORMATION

Location: Norfolk, Virginia
School Founded: 1930
Enrollment: 15,000
Conference: Sun Belt
Nickname: Monarchs
Colors: Slate Blue and Silver
Home Arena: Norfolk Scope
Capacity: 10,253
All-Time Record vs. UM: First Meeting
1987-88 Record: 18-12
1987-88 Conference Record: 9-5, 3rd
Post Season Play: 1-1 in Sun Belt, 0-1 in NIT



PERSONNEL INFORMATION

President: Dr. Joseph Marchello (Illinois, '55)
Athletic Director: Dr. Jim Jarrett (So. Illinois-Carbondale, '61)
SID: Carol Hudson, Jr.
SID Phone: (804) 683-3372
SID Home Phone: (804) 625-2061
Telecopier Phone: (804) 683-3372
Press Row Phone: (804) 625-6174

1987-88 RESULTS (18-12)

Opponent	W-L	Score
BULGARIAN NATIONAL TEAM	L	80-85
William and Mary	W	72-69
RANDOLPH-MACON	W	74-62
Duquesne	W	96-85
LONG ISLAND	W	83-68
Virginia	W	74-72
Richmond	L	63-70
JAMES MADISON	W	65-58
Virginia Tech	L	71-97
NORTH CAROLINA-WILMINGTON	W	66-60
WESTERN KENTUCKY	W	80-66
South Florida	W	78-77
Jacksonville	W	78-77
South Alabama	L	80-81
VIRGINIA COMMONWEALTH	W	71-67
ALABAMA-BIRMINGHAM	W (OT)	82-80
DePAUL	L	89-95
North Carolina-Charlotte	L	65-81
JACKSONVILLE	W	73-64
Richmond	L	75-82
WILLIAM AND MARY	W	78-69
MARYLAND	L	65-70
Western Kentucky	W	81-76
NORTH CAROLINA-CHARLOTTE	L	81-82
Alabama-Birmingham	L (OT)	74-80
Virginia Commonwealth	L	77-82
SOUTH ALABAMA	W	101-77
SOUTH FLORIDA	W	85-69
Western Kentucky	W (OT)	86-84
Virginia Commonwealth	L	69-91
Ohio State	L	73-86

1988-89 SCHEDULE

Nov.	21	RIO CLARO CLUB (BRAZIL)
	30	William and Mary
Dec.	2	RICHMOND
	7	North Carolina-Wilmington
	10	VIRGINIA TECH
	23	CHAMINADE CHRISTMAS CLASSIC Chaminade, Eastern Illinois, Eastern Washington, Iowa, Miami, New Mexico State, Old Dominion, St. Louis
	29	George Mason
Jan.	4	James Madison
	7	ALABAMA-BIRMINGHAM
	9	GEORGE WASHINGTON
	12	North Carolina-Charlotte
	14	Virginia Commonwealth
	21	South Florida
	23	VIRGINIA COMMONWEALTH
	26	SOUTH ALABAMA
	28	WESTERN KENTUCKY
	30	Jacksonville
Feb.	4	ALABAMA-BIRMINGHAM
	7	JACKSONVILLE
	9	SOUTH FLORIDA
	11	NORTH CAROLINA-CHARLOTTE
	14	NORTH CAROLINA
	18	Wake Forest
	21	South Alabama
	25	Western Kentucky
	28	AMERICAN
Mar.	4	HOMELITE SUN BELT TOURNAMENT


Home Games in CAPS

HEAD COACH TOM YOUNG

Alma Mater: Maryland, '58
Office Phone: (804) 440-3362
Best Time To Call: 11 a.m.-2 p.m.
Year as College Head Coach: 29th
Overall Collegiate Record: 481-293
Year at Old Dominion: 4th
Record at Old Dominion: 47-42



Tom Young



Darrin McDonald

ASSISTANT COACHES

NAME	ALMA MATER/YEAR
Art Perry	Rutgers, '75
Eddie Meyers	American, '74
Ken Bunker	Guilford, '75

STARTERS RETURNING (3)

Name	Pos	Ht	Wt	Class	Pts	Rebs	Ast
Anthony Carver	F	6-7	220	Jr.	15.0	7.0	1.2
Darrin McDonald	G	6-4	180	Jr.	13.5	4.1	2.0
Garrick Davis	F/C	6-7	200	Sr.	12.6	5.0	1.2

STARTERS LOST (2)

Name	Pos	Ht	Wt	Pts	Rebs	Ast
Frank Smith	G	6-0	180	9.3	2.5	8.1
Steve Trax	F	6-5	185	10.7	3.4	0.7

ADDITIONAL LETTERMEN RETURNING (3)

Name	Pos	Ht	Wt	Class	Pts	Rebs	Ast
Bernard Royster	F	6-6	190	Sr.	10.9	3.4	0.7
Donald Grant	G	6-0	175	So.	2.3	0.5	1.0
Dee Pritchett	G	6-2	175	Jr.	0.3	0.3	0.3

ADDITIONAL LETTERMEN LOST (2)

Name	Pos	Ht	Wt	Pts	Rebs	Ast
Gerald Lofton	C	6-7	210	0.7	0.7	0.1
David Grissom	F	6-7	210	1.1	0.3	0.1

TOP NEWCOMERS

Name	Pos	Ht	Wt	Class	Hometown/High School or JC
Chris Gatling	C/F	6-9	210	So.	Elizabeth, NJ/Elizabeth
Ricardo Leonard	F	6-7	230	Fr.	Washington, DC/Spingarn
John Robinson	G	6-2	170	Fr.	Orange, NJ/Orange

ST. LOUIS BILLIKENS

DECEMBER 23, 24 & 25, 1988
CHAMINADE CHRISTMAS CLASSIC
NEAL S. BLAISDELL CENTER
HONOLULU, HAWAII

GENERAL INFORMATION

Location: St. Louis, Missouri
School Founded: 1818
Enrollment: 10,450
Conference: Midwestern Collegiate
Nickname: Billikens
Colors: Blue and White
Home Arena: Kiel Auditorium
Capacity: 9,229
All-Time Record vs. UM: 1-0
1987-88 Record: 14-14
1987-88 Conference Record: 5-5, Tied for 3rd



PERSONNEL INFORMATION

President: Fr. Lawrence Blondi, S.J.
Athletic Director: Joe Yates (Oral Roberts, '73)
SID: Bob Noss (Maryville-St. Louis, '84)
SID Phone: (314) 658-3188
SID Home Phone: (314) 968-3356
Telecopier Phone: (314) 658-3188
Press Row Phone: (314) 621-2017

1987-88 RESULTS (14-14)

Opponent	W-L	Score
Canisius	W	84-56
Iona	L (OT)	73-77
GRAMBLING	L	66-69
MEMPHIS STATE	W	55-50
Illinois State	L	58-61
CHICAGO STATE	W	53-51
INDIANA STATE	W	74-58
Western Illinois	W	59-51
SOUTHWEST MISSOURI STATE	L	49-64
Eastern Illinois	L	68-75
Florida A&M	L	68-74
Duke	L	53-69
DAYTON	W	79-61
BUTLER	W	50-40
XAVIER	L	86-100
YOUNGSTOWN	W	74-52
Loyola	W	80-78
Detroit	L	59-65
EVANSVILLE	W	68-48
Bradley	L	67-83
CINCINNATI	W	80-73
Northern Iowa	W	91-70
Butler	L	47-54
Xavier	L	70-93
DETROIT	W	84-63
LOYOLA	W	82-76
Evansville	L	65-77
Detroit	L	66-69

1988-89 SCHEDULE

Nov.	11	BRAZIL NATIONAL TEAM
	26	COPPIN STATE
	28	Grambling State
Dec.	1	BRADLEY
	3	MISSOURI-KANSAS CITY
	6	Southwest Missouri State
	11	Colorado
	17	ILLINOIS STATE
	23	CHAMINADE CHRISTMAS CLASSIC
		Chaminade, Eastern Illinois, Eastern Washington, Iowa, Miami, New Mexico State, Old Dominion, St. Louis
Jan.	2	WESTERN KENTUCKY
	4	Youngstown State
	7	Indiana State
	9	Memphis State
	12	BUTLER
	16	BROOKLYN COLLEGE
	19	Dayton
	21	Xavier
	26	LOYOLA
	28	DETROIT
Feb.	1	EASTERN ILLINOIS
	4	Evansville
	6	WESTERN ILLINOIS
	9	Butler
	11	Chicago State
	16	DAYTON
	18	XAVIER
	23	Loyola
	25	Detroit
Mar.	4	EVANSVILLE
	9	MCC TOURNAMENT


Home Games in CAPS

HEAD COACH RICH GRAWER

Alma Mater: Rockhurst, '65
Office Phone: (314) 658-3170
Best Time To Call: Mornings
Year as College Head Coach: 7th
Overall Collegiate Record: 87-90
Year at St. Louis: 7th
Record at St. Louis: 87-90



Rich Grawer



Monroe Douglass

ASSISTANT COACHES

NAME	ALMA MATER/YEAR
Lee Winfield	North Texas State, '69
Jackson Wheeler	Marymount College of Kansas, '82
Geoff Schimberg	Washington, '86

STARTERS RETURNING (4)

Name	Pos	Ht	Wt	Class	Pts	Rebs	Ast
Anthony Bonner	F	6-8	215	Jr.	13.8	8.8	1.1
Monroe Douglass	G	6-4	190	Sr.	15.9	4.1	1.8
Roland Gray	F	6-6	215	Sr.	14.6	6.0	3.1
Charles Newberry	G	6-3	160	Jr.	5.7	1.5	3.7

STARTERS LOST (1)

Name	Pos	Ht	Wt	Pts	Rebs	Ast
Tony Brown	F	6-6	220	9.8	4.4	1.0

ADDITIONAL LETTERMEN RETURNING (3)

Name	Pos	Ht	Wt	Class	Pts	Rebs	Ast
John Duff	G	6-3	170	So.	1.5	0.5	0.3
Anthony Jones	G	6-3	180	Jr.	1.1	0.3	0.4
Jeff Luechtefeld	F	6-6	200	So.	0.5	0.4	0.1


ADDITIONAL LETTERMEN LOST (2)

Name	Pos	Ht	Wt	Pts	Rebs	Ast
Ramon Trice	G	6-3	180	4.1	1.0	2.4
Dale Renken	F	6-8	210	1.0	0.9	0.4

TOP NEWCOMERS

Name	Pos	Ht	Wt	Class	Hometown/High School or JC
Tony Manuel	F	6-9	210	Jr.	Omaha, NE/Highland CC
Travis Tadyasak	C	6-10	240	Jr.	West Allis, WI/Highland CC
Mike Ivester	F/C	6-9	200	Jr.	Cedar Rapids, IA/Kirkwood CC

PALM BEACH CLASSIC



SPONSORED BY
EASTERN

EASTERN AIRLINES PALM BEACH CLASSIC

December 28 & 30, 1988

West Palm Beach Auditorium

Tournament Chairman: Daniel L. Bakst

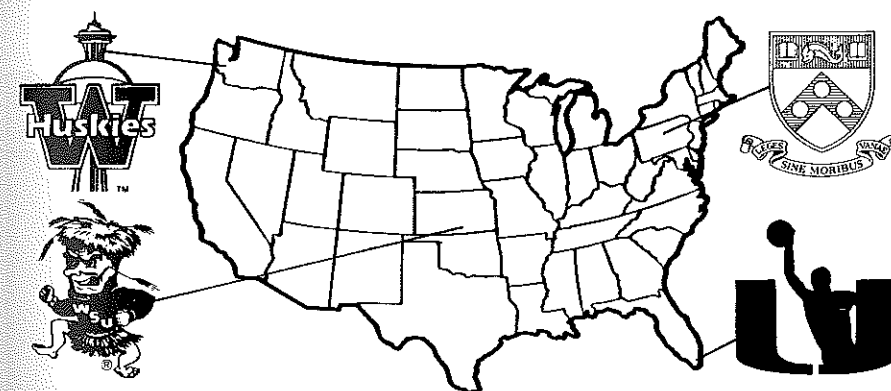
Tournament Director: Marianne Zernich

Now in its third season, the Eastern Airlines Palm Beach Classic has quickly established itself as one of the most successful holiday tournaments in the nation.

With a two-day attendance of over 10,000 spectators, the tournament provides the basketball fans of beautiful Palm Beach County with the finest in college basketball.

The event matches the University of Miami against a trio of national challengers in a two-day competition that takes place in the West Palm Beach Auditorium in West Palm Beach, Florida.

The tournament is hosted by the University of Miami and is chiefly sponsored by Eastern Airlines with additional support from: Cities In Schools; Palm Beach County Sports Authority; Ackerman, Bakst, Gundlach, Lauer and Zwickel, P.A.; AMI Palm Beach Gardens Medical Center; Cellular One; Gatorade; James Smith and Jean Bell; Jerry's Caterers; Lytal and Reiter; Max Davis Associates; Southern Bell; Suburban Bank; Palm Beach Post; WPTV Television Channel 5; WJNO News Radio.



MIAMI

Wednesday, Dec. 28, 6:30 p.m.

PENNSYLVANIA

Friday, Dec. 30, 8:30 p.m.

WASHINGTON

Wednesday, Dec. 28, 8:30 p.m.

WICHITA STATE

Friday, Dec. 30, 6:30 p.m.

Championship

Third Place



TOURNAMENT RECORDS

Field Goals Made	11 (of 16) by Troy Lewis, Purdue, 12/29/87
Field Goals Attempted	11 (of 16) by Dennis Burns, Miami, 12/29/87
3-Pt. Field Goals Made	17 (8 of) by Lorenzo Sutton, Mass., 12/29/86
3-Pt. Field Goals Att.	7 (of 12) by Troy Lewis, Purdue, 12/29/87
Free Throws Made	13 (6 of) by Lorenzo Sutton, Mass., 12/29/86
Free Throws Attempted	11 (of 15) by Todd Lichti, Stanford, 12/30/86
	15 (11 of) by Todd Lichti, Stanford, 12/30/86
Offensive Rebounds	11 (+9=20) by Chris Dudley, Yale, 12/30/86
Defensive Rebounds	12 (+1=13) by Tito Horford, Miami, 12/30/86
Total Rebounds	20 (11+9) by Chris Dudley, Yale, 12/30/86
Personal Fouls	5 by 17 players
Assists	9 by Tony Jones, Purdue, 12/30/87
Turnovers	7 by Tim Dawson, Miami, 12/29/86
	7 by Peter White, Yale, 12/30/86
Blocked Shots	4 by Tito Horford, Miami, 12/30/87
Steals	5 by Troy Lewis, Purdue, 12/30/87
Minutes Played	40 by Mike Sampson, American, 12/30/86
	40 by Joe Fennell, Mass., 12/29/86
Total Points	31 by Troy Lewis, Purdue, 12/29/87

Field Goals Made	25 (of 43)(.581) by Purdue, 12/30/87
Field Goals Attempted	43 (25 of)(.581) by Purdue, 12/30/87
Field Goal Percentage	.620 (18 of 29) by Purdue, 12/29/87
3-Pt. Field Goals Made	7 (of 9)(.777) by Purdue, 12/29/87
3-Pt. Field Goals Att.	9 (7 of)(.777) by Purdue, 12/29/87
3-Pt. Field Goal Perc.	.777 (7 of 9) by Purdue, 12/29/87
Free Throws Made	13 (of 19)(.684) by Purdue, 12/30/87

Free Throws Attempted	19 (13 of)(.684) by Purdue, 12/30/87
Free Throw Percentage	1.000 (1 of 1) by Wake Forest, 12/29/87
	1.000 (2 of 2) by Stanford, 12/29/86
Total Points	66 (+44=110) by Purdue, 12/30/87

Field Goals Made	39 (of 59)(.661) by Miami, 12/29/87
Field Goals Attempted	74 (38 of)(.513) by Purdue, 12/30/87
	74 (27 of)(.364) by American, 12/29/87
Field Goal Percentage	.661 (39 of 59) by Miami, 12/29/87
3-Pt. Field Goals Made	10 (of 17)(.588) by Wake Forest, 12/30/87
3-Pt. Field Goals Att.	20 (9 of)(.450) by Mass., 12/29/86
3-Pt. Field Goal Perc.	.588 (10 of 17) by Wake Forest, 12/30/87
Free Throws Made	30 (of 42)(.714) by Purdue, 12/30/87
Free Throws Attempted	42 (30 of)(.714) by Purdue, 12/30/87
Free Throw Percentage	.773 (17 of 22) by Wake Forest, 12/29/87
Offensive Rebounds	19 (+25=46) by Purdue, 12/30/87
	19 (+21=47) by Yale, 12/30/86
Defensive Rebounds	31 (+7=38) by Miami, 12/29/87
	31 (+5=41) by Miami, 12/30/86
Total Rebounds	50 (17+30) by Miami, 12/29/86
Personal Fouls	29 by Miami, 12/30/87
Assists	26 by Miami, 12/29/87
Turnovers	25 by Miami, 12/29/86
Blocked Shots	8 by Miami, 12/29/87
Steals	14 by Yale, 12/29/86
Total Points	110 (66+44) by Purdue, 12/30/87

INDIVIDUAL — GAME


INDIVIDUAL — TOURNAMENT

37 (13 of) by Lorenzo Sutton, Mass., 1986
8 (of 15) by Troy Lewis, Purdue, 1987
19 (7 of) by Lorenzo Sutton, Mass., 1986
13 (of 15) by Joe Fennell, Mass., 1986
17 (12 of) by Eric Brown, Miami, 1986
17 (11 of) by Todd Lichti, Stanford, 1986
14 (+15=29) by Chris Dudley, Yale, 1986
18 (+4=22) by Howard Wright, Stanford, 1986
29 (14+15) by Chris Dudley, Yale, 1986
9 by six players
15 (8+7) by Everette Stephens, Purdue, 1987
10 (3+7) by Peter White, Yale, 1986
10 (5+5) by Mike Sumner, American, 1987
5 (1+4) by Tito Horford, 1987
6 (1+5) by Troy Lewis, Purdue, 1987
77 (37+40) by Mike Sampson, 1987

46 (22+24) by Eric Brown, Miami, 1986

TEAM — 2ND HALF

24 (of 29)(.827) by Miami, 12/29/87
42 (15 of)(.357) by American, 12/29/87
.827 (24 of 29) by Miami, 12/29/87
9 (of 17)(.529) by Mass., 12/29/86
17 (9 of)(.529) by Mass., 12/29/86
.667 (2 of 3) by Miami 12/29/87
.667 (2 of 3) by Miami 12/29/86
17 (of 23)(.739) by Purdue, 12/30/87
17 (of 22)(.772) by Miami, 12/30/86
17 (of 22)(.772) by Miami, 12/29/86
27 (16 of)(.761) by Wake Forest, 12/29/87
.772 (17 of 22) by Miami, 12/30/86
.772 (17 of 22) by Miami, 12/29/86
64 (+40=104) by Miami, 12/29/87



UM Athletic
Director Sam
Jankovich.



TOURNAMENT RESULTS

1986

First Round (12/29/86)

Miami — 78
Yale — 75

Stanford — 57
Massachusetts — 51

Third Place (12/30/86)

Yale — 62
Massachusetts — 59

Championship (12/30/86)

Miami — 71
Stanford — 58

All-Tournament Team

Eric Brown, "MVP" — Miami
Tito Horford — Miami
Chris Dudley — Yale
Paul Maley — Massachusetts
Lorenzo Sutton — Massachusetts
Mike Sumner — American

1987

First Round (12/29/87)

Miami — 104
American — 70

Purdue — 81
Wake Forest — 73

Third Place (12/30/87)


Wake Forest — 79
American — 66

Championship (12/30/87)

Purdue — 110
Miami — 82

All-Tournament Team

Troy Lewis, "MVP" — Purdue
Dennis Burns — Miami
Todd Mitchell — Purdue
Everette Stephens — Purdue
Sam Ivy — Wake Forest




The West Palm Beach Auditorium



PENNSYLVANIA QUAKERS

DECEMBER 28 & 30, 1988
EASTERN AIRLINES PALM BEACH CLASSIC
WEST PALM BEACH AUDITORIUM
WEST PALM BEACH, FLORIDA



GENERAL INFORMATION

Location: Philadelphia, Pennsylvania
School Founded: 1740
Enrollment: 9,250
Conference: Ivy League
Nickname: Quakers
Colors: Red and Blue
Home Arena: The Palestra
Capacity: 8,700
All-Time Record vs. UM: 3-3
1987-88 Record: 10-16
1987-88 Conference Record: 8-6, 4th

PERSONNEL INFORMATION

President: Dr. Sheldon Hackney
Athletic Director: Paul Rubincam
(Pennsylvania, '60)
SID: Steve Hurlbut (Lafayette, '79)
SID Phone: (215) 898-6128
SID Home Phone: (215) 748-3111
Basketball SID: Emilie McCarthy
(Georgetown, '83)
Home Phone: (215) 664-5211
Telecopier Phone: (215) 898-6128
Press Row Phone: (215) 898-6159

1987-88 RESULTS (10-16)

Opponent	W-L	Score
LEHIGH	L	75-96
Villanova	L	55-84
LaSalle	W	66-61
California-Irvine	L	66-90
UCLA	L	49-98
GEORGIA TECH	L	55-79
Indiana	L	54-94
California-Santa Barbara	L	52-82
TEMPLE	L	50-84
St. Francis	W	61-59
Notre Dame	L	48-67
YALE	W	87-76
BROWN	W	85-58
Columbia	W	56-51
Cornell	L	68-79
PRINCETON	L	57-60
HARVARD	W	83-79
DARTMOUTH	W	70-69
Brown	W	96-83
Yale	L	81-87
ST. JOSEPH'S	L	64-76
Dartmouth	L	64-76
Harvard	L	76-80
Princeton	L	65-67
CORNELL	W	85-79
COLUMBIA	W	82-55

1988-89 SCHEDULE

Nov.	26	Navy
	29	Temple
Dec.	3	DELAWARE
	6	VILLANOVA
	9	JOSTEN'S TOURNAMENT Drexel, LaSalle, Long Beach State, Pennsylvania
	28	Eastern Airlines Palm Beach Classic Miami, Pennsylvania, Wichita State, Washington
Jan.	2	NOTRE DAME
	4	Lehigh
	11	Lafayette
	17	St. Joseph's
	27	Yale
	28	Brown
Feb.	3	DARTMOUTH
	4	HARVARD
	7	Princeton
	10	Cornell
	11	Columbia
	17	BROWN
	18	YALE
	24	COLUMBIA
	25	CORNELL
	28	PRINCETON
Mar.	3	Harvard
	4	Dartmouth


Home Games in CAPS

HEAD COACH TOM SCHNEIDER

Alma Mater: Bucknell, '69
Office Phone: (215) 898-6141
Best Time To Call: Please Call SID
Year as College Head Coach: 6th
Overall Collegiate Record: 54-83
Year at Pennsylvania: 4th
Record at Pennsylvania: 38-41



Tom Schneider



Walt Frazier

ASSISTANT COACHES

NAME	ALMA MATER/YEAR
Gordon Austin	American, '83

STARTERS RETURNING (4)

Name	Pos	Ht	Wt	Class	Pts	Rebs	Ast
Walt Frazier	G	6-2	190	Sr.	13.0	3.0	4.4
Dane Watts	G/F	6-5	175	So.	3.1	2.6	1.2
Ben Spiva	F	6-7	210	So.	11.2	6.5	1.3
Hassan Duncombe	C	6-7	240	So.	7.9	4.7	0.2

STARTERS LOST (1)

Name	Pos	Ht	Wt	Pts	Rebs	Ast
Tyrone Pitts	G/F	6-4	185	17.4	7.0	1.7

ADDITIONAL LETTERMEN RETURNING (5)

Name	Pos	Ht	Wt	Class	Pts	Rebs	Ast
Sean Dineen	F	6-7	225	So.	2.2	1.6	0.4
Tyrone Gilliams	G	6-2	175	Jr.	4.9	1.3	1.5
Ray Marshall	F/C	6-7	215	So.	1.8	1.1	0.4
Jerry Simon	F/G	6-5	170	Jr.	3.3	2.3	1.4
Jose Tavaréz	G/F	6-4	185	Jr.	1.6	1.7	0.1

ADDITIONAL LETTERMEN LOST (2)

Name	Pos	Ht	Wt	Pts	Rebs	Ast
Pete Bentivegna	G	5-10	165	0.7	0.4	0.4
Jeff Reibel	F	6-6	190	2.3	1.1	0.4

TOP NEWCOMERS

Name	Pos	Ht	Wt	Class	Hometown/High School or JC
John Pettibone	G	6-5	185	Fr.	McLean, VA/Wooster Academy
Bill Helm	F	6-6	185	Fr.	Lewistown, PA/Lewistown Area
Brendan Wootten	G	5-10	155	Fr.	College Park, MD/DeMatha



WASHINGTON
HUSKIES

DECEMBER 28 & 30, 1988
EASTERN AIRLINES PALM BEACH CLASSIC
WEST PALM BEACH AUDITORIUM
WEST PALM BEACH, FLORIDA



GENERAL INFORMATION

Location: Seattle, Washington
School Founded: 1861
Enrollment: 34,000
Conference: Pacific 10
Nickname: Huskies
Colors: Purple and Gold
Home Arena: Edmundson Pavilion
Capacity: 8,000
All-Time Record vs. UM: 2-0
1987-88 Record: 10-19
1987-88 Conference Record: 5-13, 10th

PERSONNEL INFORMATION

President: Dr. William P. Gerberding
(Macalester College, '51)
Athletic Director: Mike Lude (Hillsdale
College, '41)
SID: Chuck Niemi (Oregon, '67)
SID Phone: (206) 543-2230
SID Home Phone: (206) 823-8050
Basketball SID: Don Meucci (San Jose
State, '80)
Home Phone: (206) 745-6378
Telecopier Phone: (206) 543-5000
Press Row Phone: (206) 543-2230 or 31

1987-88 RESULTS (10-19)

Opponent	W-L	Score
SYDNEY-HILLAWARA	L	85-88
Colorado	L	61-75
Memphis State	L	57-86
Portland	W	73-63
NEW MEXICO	W	77-64
FRESNO STATE	W	67-61
DePAUL	L	73-89
ARIZONA	L	71-110
ARIZONA STATE	L	78-87
Northeast Louisiana	L	60-70
Fairfield	W	70-60
KANSAS	L	57-67
WASHINGTON STATE	L	63-70
Stanford	L	70-86
California	L	75-77
OREGON STATE	W	63-59
OREGON	W	75-63
UCLA	L	71-78
Southern California	L	65-67
Washington State	L	52-61
CALIFORNIA	L (OT)	82-84
STANFORD	W (OT)	84-82
Oregon	L	64-69
Oregon State	L	57-69
UCLA	L	87-97
SOUTHERN CALIFORNIA	W	71-47
Arizona State	W	77-73
Arizona	L	71-89
Arizona State	W	96-82
Oregon State	L	61-80

1988-89 SCHEDULE

Nov.	16	TBA
	27	COLORADO
Dec.	4	Fresno State
	6	DePaul
	17	MEMPHIS STATE
	20	Arizona
	22	Arizona State
	29	EASTERN AIRLINES WEST PALM BEACH CLASSIC Miami, Pennsylvania, Washington, Wichita State
Jan.	3	DUKE
	7	Washington State
	12	STANFORD
	14	CALIFORNIA
	19	Oregon State
	21	Oregon
	26	SOUTHERN CALIFORNIA
	28	UCLA
	31	PACIFIC
Feb.	4	WASHINGTON STATE
	9	California
	11	Stanford
	16	OREGON
	18	OREGON STATE
	23	UCLA
	25	Southern California
Mar.	2	ARIZONA STATE
	4	ARIZONA
	9	PAC 10 TOURNAMENT


Home Games in CAPS

HEAD COACH
ANDY RUSSO

Alma Mater: Lake Forest College, '70
Office Phone: (206) 543-2240
Best Time To Call: Mornings
Year as College Head Coach: 10th
Overall Collegiate Record: 171-101
Year at Washington: 4th
Record at Washington: 48-45



Andy Russo



Eldridge Recasner

ASSISTANT COACHES

NAME	ALMA MATER/YEAR
Joe Cravens	Texas-Arlington, '76
Ken Smith	San Diego, '76
Jeff Price	Pikeville College, '81

STARTERS RETURNING (4)

Name	Pos	Ht	Wt	Class	Pts	Rebs	Ast
Eldridge Recasner	G	6-2	175	Jr.	17.0	3.8	2.8
Jeff Sanor	G/F	6-6	190	Jr.	8.4	3.6	2.7
Mark West	F/C	6-7	215	Jr.	14.0	6.8	1.6
Mike Hayward	F	6-8	211	So.	14.0	5.0	2.0

STARTERS LOST (1)

Name	Pos	Ht	Wt	Pts	Rebs	Ast
Troy Morrell	G	6-0	180	5.3	1.5	3.1

ADDITIONAL LETTERMEN RETURNING (4)

Name	Pos	Ht	Wt	Class	Pts	Rebs	Ast
Barry Howard	G/F	6-5	175	So.	1.7	1.2	0.3
Anthony Jenkins	G	6-3	175	So.	3.1	1.4	0.9
Todd Lautenbach	C	6-10	229	So.	4.6	2.7	0.3
Eric Brady	F	6-8	209	So.	0.7	1.1	0.2

ADDITIONAL LETTERMEN LOST (1)

Name	Pos	Ht	Wt	Pts	Rebs	Ast
David Wilson	G	6-3	185	2.6	0.9	1.1

TOP NEWCOMERS

Name	Pos	Ht	Wt	Class	Hometown/High School or JC
Steve Hall	G	6-4	165	Fr.	Detroit, MI/Cass Tech
Henning Harnisch	F	6-8	205	Fr.	Marburg, West Germany



WICHITA STATE SHOCKERS

DECEMBER 28 & 30, 1988
EASTERN AIRLINES PALM BEACH CLASSIC
WEST PALM BEACH AUDITORIUM
WEST PALM BEACH, FLORIDA



GENERAL INFORMATION

Location: Wichita, Kansas
School Founded: 1895
Enrollment: 17,052
Conference: Missouri Valley
Nickname: Shockers
Colors: Yellow and Black
Home Arena: Levitt Arena
Capacity: 10,666
All-Time Record vs. UM: First Meeting
1987-88 Record: 20-10
1987-88 Conference Record: 11-3, 2nd
Post Season Play: 1-1 in MVC, 0-1 in NCAA

PERSONNEL INFORMATION

President: Dr. Warren B. Armstrong
Athletic Director: Tom Shupe
(Slippery Rock, '73)
SID: Casey Scott (Kansas State, '77)
SID Phone: (316) 689-3265
SID Home Phone: (316) 686-2636
Telecopier Phone: (316) 689-3336
Press Row Phone: (316) 689-3299

1987-88 RESULTS (20-10)

Opponent	W-L	Score
CAL STATE NORTHRIIDGE	W	78-53
PURDUE	L	78-80
George Mason	L	93-94
Hartford	L	62-69
GRAMBLING STATE	W	93-80
AUSTIN PEAY	W	72-66
OREGON STATE	W	60-57
ILLINOIS-CHICAGO	W	79-58
MINNESOTA	W	78-68
Southwest Missouri State	L	56-58
ORAL ROBERTS	W	94-72
Bradley	L	70-88
ILLINOIS STATE	W	66-54
DRAKE	W	80-69
CREIGHTON	W	92-73
Kansas State	L	47-58
Drake	L	58-61
ILLINOIS STATE	W	61-58
BRADLEY	W	116-92
Indiana State	W	102-70
SOUTHERN ILLINOIS	W	89-87
INDIANA STATE	L	62-63
SOUTHERN ILLINOIS	W	83-81
TULSA	W	65-59
CREIGHTON	W	63-49
TULSA	W	79-77
RADFORD	W	98-75
TULSA	W	74-66
Illinois State	L	51-59
DePaul	L	62-83

1988-89 SCHEDULE

Nov.	20	AUSTRALIA-VICTORIA
	26	CENTRAL MICHIGAN
	29	GEORGE MASON
Dec.	3	HARTFORD
	12	Oral Roberts
	15	SOUTHWEST MISSOURI STATE
	19	Purdue
	28	EASTERN AIRLINES PALM BEACH CLASSIC
		Miami vs. Pennsylvania
		Wichita State vs. Washington
Jan.	5	IONA
	7	Southern Illinois
	9	Indiana State
	12	Drake
	14	TULSA
	18	CREIGHTON
	19	INDIANA STATE
	21	ILLINOIS STATE
	25	Kansas
	28	Brigham Young
Feb.	2	DRAKE
	4	Bradley
	6	Illinois State
	11	XAVIER
	13	Creighton
	16	Tulsa
	19	KANSAS STATE
	23	SOUTHERN ILLINOIS
	25	BRADLEY
Mar.	4	PEPSI MISSOURI VALLEY TOURNAMENT
		Home Games in CAPS

Home Games in CAPS

HEAD COACH EDDIE FOGLER

Alma Mater: North Carolina, '70
Office Phone: (316) 689-3252
Best Time To Call: 10 a.m.-Noon
Year as College Head Coach: 3rd
Overall Collegiate Record: 42-21
Year at Wichita State: 3rd
Record at Wichita State: 42-21



Eddie Fogler



Sasha Radunovich

ASSISTANT COACHES

NAME	ALMA MATER/YEAR
Mike Cohen	Seton Hall, '64
Rick Callahan	Salem College, '80
Rick Duckett	North Carolina, '79

STARTERS RETURNING (4)

Name	Pos	Ht	Wt	Class	Pts	Rebs	Ast
Sasha Radunovich	C	6-10	235	Sr.	14.1	7.2	2.0
Dwight Praylow	G	6-5	172	Sr.	9.3	2.7	2.2
Joe Griffin	G	6-0	183	Jr.	7.3	2.9	6.0
Dwayne Praylow	F	6-5	179	Sr.	7.0	3.9	0.9

STARTERS LOST (1)

Name	Pos	Ht	Wt	Pts	Rebs	Ast
Lew Hill	F	6-5	196	13.1	4.0	1.9

ADDITIONAL LETTERMEN RETURNING (3)

Name	Pos	Ht	Wt	Class	Pts	Rebs	Ast
Steve Grayer	F	6-8	200	Sr.	12.2	5.1	1.1
Paul Guffrovich	G	6-3	179	So.	5.9	1.3	2.3
John Cooper	F	6-5	194	So.	4.1	2.3	1.0

ADDITIONAL LETTERMEN LOST (3)

Name	Pos	Ht	Wt	Pts	Rebs	Ast
Tom Kosich	C	6-10	235	1.3	1.5	0.3
Cedric Coleman	G	6-3	186	1.7	0.7	0.9
Brent Bass	G	6-3	185	1.5	0.6	0.6

TOP NEWCOMERS

Name	Pos	Ht	Wt	Class	Hometown/High School or JC
Phil Mendelson	F	6-10	210	Fr.	Grand Junction, CO/Central



RUTGERS
SCARLET KNIGHTS

JANUARY 3, 1989
7:30 P.M. (EST)
LOUIS BROWN ATHLETIC CENTER
PISCATAWAY, NEW JERSEY



GENERAL INFORMATION

Location: New Brunswick, New Jersey
School Founded: 1776
Enrollment: 22,000
Conference: Atlantic 10
Nickname: Scarlet Knights
Colors: Scarlet
Home Arena: Louis Brown Athletic Center
Capacity: 9,000
All-Time Record vs. UM: First Meeting
1987-88 Record: 7-22
1987-88 Conference Record: 3-15, last
Post Season Play: 1-1 in A-10

1987-88 RESULTS (7-22)

Opponent	W-L	Score
BROOKLYN COLLEGE	W	80-78
Northwestern	L	55-72
LAFAYETTE	W	48-46
Princeton	L	49-69
Seton Hall	L	72-92
WAGNER	W	77-56
GEORGE WASHINGTON	L	46-72
ST. JOSEPH'S	L	60-65
Temple	L	60-86
St. Bonaventure	L	61-82
Penn State	L	58-63
St. John's	L	55-73
RHODE ISLAND	L	71-84
Massachusetts	L	64-79
VIRGINIA COMMONWEALTH	L	60-70
St. Joseph's	L	65-83
WEST VIRGINIA	L	65-85
Rhode Island	L	92-111
TEMPLE	L	53-84
Duquesne	L	58-73
West Virginia	L	68-73
Notre Dame	L	62-75
PENN STATE	W	65-61
ST. BONAVENTURE	W	87-72
George Washington	L	69-95
MASSACHUSETTS	W	119-114
DUQUESNE	L	75-90
George Washington	W	78-71
Rhode Island	L	73-104

PERSONNEL INFORMATION

President: Dr. Edward J. Bloustein (New York, '48)
Athletic Director: Frederick E. Gruninger
(Rutgers, '53)
SID: Bob Smith (Lincoln, '53)
SID Phone: (201) 932-4200
SID Home Phone: (201) 545-4126
Telecopier Phone: TBA
Press Row Phone: (201) 932-4200


1988-89 SCHEDULE

Nov.	25	RIDER
Dec.	3	MASSACHUSETTS
	5	NORTHWESTERN
	10	George Washington
	13	Seton Hall
	27	PRINCETON
	27	SYRACUSE
	31	LAFAYETTE
Jan.	3	MIAMI
	5	RHODE ISLAND
	10	Temple
	14	West Virginia
	18	St. John's
	21	DUQUESNE
	24	Notre Dame
	28	Massachusetts
	30	ST. BONAVENTURE
Feb.	2	PENN STATE
	5	WEST VIRGINIA
	9	Duquesne
	11	ST. JOSEPH'S
	13	Penn State
	18	GEORGE WASHINGTON
	20	St. Joseph's
	23	TEMPLE
	25	St. Bonaventure
Mar.	1	Rhode Island


Home Games in CAPS

HEAD COACH
BOB WENZEL

Alma Mater: Rutgers, '71
Office Phone: (201) 932-4291
Best Time To Call: Late Mornings
Year as College Head Coach: Seventh
Overall Collegiate Record: 88-86
Year at Rutgers: First
Record at Rutgers: 0-0



Bob Wenzel



Tom Savage

ASSISTANT COACHES

NAME	ALMA MATER/YEAR
Ed Jordan	Rutgers, '85
Jeff Mitchell	St. John's, '81

STARTERS RETURNING (3)

Name	Pos	Ht	Wt	Class	Pts	Rebs	Ast
Anthony Duckett	C	6-6	185	Jr.	10.3	6.7	0.5
Lee Perry	F	6-7	195	Jr.	9.4	5.6	0.9
Tom Savage	F	6-5	205	So.	13.5	4.9	1.7
Craig Carter	G	6-3	190	So.	6.6	2.1	3.0

STARTERS LOST (1)

Name	Pos	Ht	Wt	Pts	Rebs	Ast
Darren Campbell	G	6-5	190	10.0	2.7	1.2

ADDITIONAL LETTERMEN RETURNING (4)

Name	Pos	Ht	Wt	Class	Pts	Rebs	Ast
Myles Dixon	G	6-2	175	Sr.	6.7	2.3	2.3
Tom Everson	C	7-0	220	Jr.	1.3	1.5	0.0
Emory Ward	F	6-6	195	Sr.	4.6	3.1	0.6
Chris Wittman	G	6-4	185	Sr.	0.9	1.1	0.8

ADDITIONAL LETTERMEN LOST (2)

Name	Pos	Ht	Wt	Pts	Rebs	Ast
Mark Peterson	C	6-9	245	3.4	2.3	0.5
Steve Watson	F	6-9	195	8.0	3.5	2.0

TOP NEWCOMERS

Name	Pos	Ht	Wt	Class	Hometown/High School or JC
Daryl Smith	F	6-4	185	Fr.	Shelton, CT/Worcester Academy
Billy Martin	F	6-5	190	So.	North Babylon, NY/Northeastern
Jay McGinnis	F	6-8	225	Jr.	Carteret, NJ/Syracuse

GEORGETOWN HOYAS

JANUARY 7, 1989
2:00 P.M. (EST)
CAPITAL CENTRE
WASHINGTON, DC

GENERAL INFORMATION

Location: Washington, DC
School Founded: 1789
Enrollment: 12,000
Conference: Big East
Nickname: Hoyas
Colors: Blue and Gray
Home Arena: Capital Centre
Capacity: 19,035
All-Time Record vs. UM: 1-1
1987-88 Record: 20-10
1987-88 Conference Record: 9-7, Third
Post Season Play: 0-1 in Big East, 1-1 in NCAA



PERSONNEL INFORMATION

President: Rev. Timothy S. Healy, S.J.
Athletic Director: Francis X. Rienzo
SID: TBA
SID Phone: (202) 687-2492
SID Home Phone: TBA
Basketball SID: William Shapland
Home Phone: (703) 521-5535
Telecopier Phone: (202) 687-2491
Press Row Phone: TBA

1987-88 RESULTS (20-10)

Opponent	W-L	Score
Hawaii-Loa	W	92-41
Hawaii-Loa	W	92-39
VIRGINIA MILITARY INSTITUTE	W	81-45
VIRGINIA TECH	L	82-87
ST. LEO'S	W	78-40
U.M.B.C.	W	89-59
LONG BEACH STATE	W	82-63
RICE	W	90-63
Florida International	W	78-52
Miami	W	82-78
PITTSBURGH	W	62-57
DePaul	W	74-64
Providence	L	74-78
Boston College	L	66-68
ST. JOHN'S	L	58-65
Syracuse	W	69-68
BOSTON COLLEGE	W	58-36
CONNECTICUT	W	60-59
Villanova	L	58-64
Connecticut	L	59-66
Seton Hall	W	66-60
SYRACUSE	W	71-69
VILLANOVA	W	56-54
Pittsburgh	L	65-70
St. John's	L	66-69
PROVIDENCE	W	73-63
SETON HALL	W	102-98
Seton Hall	L	58-61
Louisiana State	W	66-63
Temple	L	53-74


1988-89 SCHEDULE

Nov.	25	Hawaii-Loa
	26	Hawaii-Pacific
Dec.	7	ST. LEO'S
	14	ORAL ROBERTS
	17	DePAUL
	20	VIRGINIA TECH
	29	SOUTH FLORIDA TOURNAMENT
Jan.	3	Seton Hall
	7	MIAMI
	11	PITTSBURGH
	14	BOSTON COLLEGE
	18	Providence
	21	CONNECTICUT
	23	ST. JOHN'S
	28	Louisiana State
Feb.	1	SETON HALL
	5	Villanova
	8	Connecticut
	11	PITTSBURGH
	13	SYRACUSE
	18	Boston College
	22	PROVIDENCE
	25	St. John's
	27	VILLANOVA
Mar.	5	Syracuse
	9	BIG EAST TOURNAMENT


Home Games in CAPS

HEAD COACH JOHN THOMPSON

Alma Mater: Providence, '64
Office Phone: Contact SID
Best Time To Call: Contact SID
Year as College Head Coach: 16th
Overall Collegiate Record: 370-130
Year at Georgetown: 16th
Record at Georgetown: 370-130



John Thompson



Charles Smith

ASSISTANT COACHES

NAME	ALMA MATER/YEAR
Craig Esherick	Georgetown, '78
Mike Riley	Georgetown, '78

STARTERS RETURNING (4)

Name	Pos	Ht	Wt	Class	Pts	Rebs	Ast
Charles Smith	G	6-1	160	Sr.	15.7	3.3	2.5
Dwayne Bryant	G	6-2	190	Jr.	4.5	2.2	3.3
Mark Tillmon	G	6-2	190	Jr.	13.8	3.1	1.8
Anthony Allen	F	6-7	195	Jr.	2.4	2.7	0.4

STARTERS LOST (1)

Name	Pos	Ht	Wt	Pts	Rebs	Ast
Perry McDonald	G/F	6-4	190	10.1	6.3	1.0

ADDITIONAL LETTERMEN RETURNING (6)

Name	Pos	Ht	Wt	Class	Pts	Rebs	Ast
Jaren Jackson	G/F	6-4	180	Sr.	8.7	2.9	1.5
Bobby Winston	G/F	6-5	185	Sr.	3.6	3.3	3.5
Johnathan Edwards	C/F	6-9	240	Sr.	2.8	2.8	0.0
Johnny Jones	G/F	6-6	200	Jr.	2.1	1.1	0.0
Anthony Tucker	F	6-8	215	So.	4.9	3.2	0.4
Sam Jefferson	F/G	6-9	210	Jr.	1.1	1.8	0.2

ADDITIONAL LETTERMEN LOST (3)


Name	Pos	Ht	Wt	Pts	Rebs	Ast
Ronnie Highsmith	F	6-8	235	2.7	2.9	0.1
Ben Gillery	C	7-0	235	2.1	2.4	0.1
Tom Lang	G	6-0	160	0.0	0.1	0.3

TOP NEWCOMERS

Name	Pos	Ht	Wt	Class	Hometown/High School or JC
Alonzo Mourning	C	6-10	235	Fr.	Chesapeake, VA/Indian River
Milton Bell	F	6-7	215	Fr.	Richmond, VA/John Marshall
John Turner	F	6-7	235	So.	Glen Arden, MD/Eleanor Roosevelt
Dikembe Mutombo	C	6-11	230	So.	Kinshasa, Zaire/Institute Boboto

VIRGINIA COMMONWEALTH RAMS

JANUARY 9, 1989
7:30 P.M. (EST)
MIAMI ARENA
MIAMI, FLORIDA



GENERAL INFORMATION

Location: Richmond, Virginia
School Founded: 1838
Enrollment: 19,800
Conference: Sun Belt
Nickname: Rams
Colors: Black and Gold
Home Arena: Richmond Coliseum
Capacity: 10,716
All-Time Record vs. UM: 0-1
1987-88 Record: 23-12
1987-88 Conference Record: 10-4, Second
Post Season Play: 2-1 in Sun Belt, 2-1 in NIT

1987-88 RESULTS (23-12)

Opponent	W-L	Score
Puerto Rico-Cayey	W	99-74
Arkansas State	W	77-68
Puerto Rico Nationals	W	79-67
James Madison	W	78-76
Auburn	L	80-93
East Carolina	W	75-70
TENNESSEE-CHATTANOOGA	W	74-69
RICHMOND	L	58-60
VIRGINIA	W	75-66
South Alabama	L (OT)	96-100
RICHMOND	W	72-53
South Florida	W	86-66
Old Dominion	L	67-71
VIRGINIA TECH	W	97-84
SOUTH FLORIDA	W	61-53
WESTERN KENTUCKY	W	79-74
Rutgers	W	70-60
SOUTH ALABAMA	W	97-70
George Mason	L	60-67
ALABAMA-BIRMINGHAM	L	64-78
JACKSONVILLE	W	86-64
Cleveland State	L	76-83
Alabama-Birmingham	W	89-88
North Carolina-Charlotte	W	91-83
Western Kentucky	W	70-69
OLD DOMINION	W	82-77
MIAMI	L	93-96
Jacksonville	L	75-79
NORTH CAROLINA-CHARLOTTE	W	84-65
Oklahoma State	L	75-84
SOUTH FLORIDA	W	82-60
OLD DOMINION	W	91-69
NORTH CAROLINA-CHARLOTTE	L	79-81
Marshall	W	81-80
SOUTHERN MISSISSIPPI	W	93-89
Connecticut	L	61-72

PERSONNEL INFORMATION

President: Dr. Edmund Ackell (Tufts, '53)
Athletic Director: Dr. Richard Sander
(Tenn.-Chattanooga, '68)
SID: Mike Ballweg (Virginia Tech, '75)
SID Phone: (804) 270-3335
SID Home Phone: (804) 367-8818
Telecopier Phone: (804) 367-1277
Press Row Phone: (804) 786-2138

1988-89 SCHEDULE

Nov.	11	MARATHON OIL
	22	TURKISH NATIONAL TEAM
Dec.	7	Richmond
	9	HOOSIER CLASSIC Alcorn State, Indiana, Santa Clara, Virginia Commonwealth
	17	GEORGE MASON
	20	AUBURN
	22	JAMES MADISON
	29	TIMES-DISPATCH INVITATIONAL James Madison vs. VCU Virginia Tech vs. Richmond
Jan.	5	Jacksonville
	7	South Florida
	9	Miami
	14	OLD DOMINION
	16	TULSA
	19	NORTH CAROLINA-CHARLOTTE
	21	Western Kentucky
	23	Old Dominion
	31	South Alabama
Feb.	4	North Carolina-Charlotte
	6	SOUTH ALABAMA
	8	Bradley
	13	JACKSONVILLE
	18	WESTERN KENTUCKY
	21	Tennessee-Chattanooga
	23	Alabama-Birmingham
	25	SOUTH FLORIDA
Mar.	4	HOMELITE SUN BELT TOURNAMENT


Home Games in CAPS

HEAD COACH MIKE POLLIO

Alma Mater: Bellermino, '65
Office Phone: (804) 367-8067
Best Time To Call: 9:00-10:00 a.m. &
12:00-1:00 p.m.
Year as College Head Coach: Ninth
Overall Collegiate Record: 169-77
Year at VCU: Fourth
Record at VCU: 52-42



Mike Pollio



Chris Cheeks

ASSISTANT COACHES

NAME	ALMA MATER/YEAR
Eddie Webb	Randolph-Macon, '75
Tom Weirich	Ohio, '66
Mike Ellis	North Carolina, '88

STARTERS RETURNING (2)

Name	Pos	Ht	Wt	Class	Pts	Rebs	Ast
Chris Cheeks	G	6-4	190	Sr.	17.3	4.2	3.2
Vince Wilson	G	6-3	180	Sr.	6.6	2.1	1.9

STARTERS LOST (3)

Name	Pos	Ht	Wt	Pts	Rebs	Ast
Phil Stinnie	F	6-8	218	23.6	6.8	1.8
John Thompson	F	6-7	237	10.5	8.0	0.9
Bruce Pettway	C	6-6	219	4.2	2.5	0.1

ADDITIONAL LETTERMEN RETURNING (6)

Name	Pos	Ht	Wt	Class	Pts	Rebs	Ast
Eric Alford	F	6-6	205	So.	0.9	0.3	0.1
Lionel Bacon	G	6-0	175	Jr.	6.6	1.9	2.6
Mike Brown	F	6-6	190	Sr.	1.2	1.4	0.6
Lou Bryant	F	6-8	235	Sr.	2.7	2.2	0.2
Martin Henlan	C	6-10	252	Sr.	4.0	5.6	0.3
Derrick McGhee	G	6-2	195	Sr.	4.0	1.8	1.7

ADDITIONAL LETTERMEN LOST (1)

Name	Pos	Ht	Wt	Pts	Rebs	Ast
Darrell Reid	F	6-6	245	0.4	1.0	0.1

TOP NEWCOMERS

Name	Pos	Ht	Wt	Class	Hometown/High School or JC
Antoine Ford	C	7-0	243	Sr.	Bronx, NY/Georgia Tech
Derek Thompkins	G	6-2	175	So.	Hopewell, VA/Elkins College

KANSAS JAYHAWKS

JANUARY 12, 1989
7:00 P.M. (EST)
MIAMI ARENA
MIAMI, FLORIDA

GENERAL INFORMATION

Location: Lawrence, Kansas
School Founded: 1866
Enrollment: 28,720
Conference: Big Eight
Nickname: Jayhawks
Colors: Crimson and Blue
Home Arena: Allen Field House
Capacity: 15,800
All-Time Record vs. UM: 1-0
1987-88 Record: 27-11
1987-88 Conference Record: 9-5, 3rd
Post Season Play: NCAA Champions, 6-0



PERSONNEL INFORMATION

President: Gene Budig (Nebraska, '63)
Athletic Director: Bob Frederick (Kansas, '64)
SID: Doug Vance (Eastern Kentucky, '72)
SID Phone: (913) 864-3417
SID Home Phone: (913) 841-1247
Basketball SID: Jeff Bollig (Kansas, '84)
Home Phone: (913) 843-8809
Telecopier Phone: (913) 864-7944
Press Row Phone: (913) 864-3417

1987-88 RESULTS (27-11)

Opponent	W-L	Score
Chaminade	W	89-62
Iowa	L	81-100
Illinois	L	75-81
POMONA-PITZER	W	94-38
Western Carolina	W	68-63
ST. JOHN'S	W	63-54
APPALACHIAN STATE	W	73-62
RIDER	W	110-72
North Carolina State	W	74-67
Memphis State	W	64-62
St. John's	L	56-70
Washington	W	67-57
AMERICAN	W	90-69
MISSOURI	W	78-74
Iowa State	L	78-88
HAMPTON	W	95-69
Notre Dame	L	76-80
Nebraska	L	68-70
KANSAS STATE	L	61-72
OKLAHOMA	L	65-73
COLORADO	W	73-62
Oklahoma State	W	78-68
IOWA STATE	W	82-72
NEBRASKA	W	70-48
Kansas State	W	64-63
DUKE	L (OT)	70-74
Oklahoma	L	87-95
Missouri	W	82-77
Colorado	W	85-64
OKLAHOMA STATE	W	75-57
Oklahoma State	W	74-58
Kansas State	L	54-69
Xavier	W	85-72
Murray State	W	61-58
Vanderbilt	W	77-64
Kansas State	W	71-58
Duke	W	66-59
Oklahoma	W	83-79

1988-89 SCHEDULE

Nov.	19	SOVIET NATIONAL TEAM
	25	Great Alaska Shootout Kansas, Kentucky, Seton Hall, Iona, Utah, California, Florida, Alaska-Anchorage
Dec.	1	SEATTLE
	3	LOYOLA-CHICAGO
	7	PACIFIC LUTHERAN
	10	Temple
	12	NORTHERN ARIZONA
	21	Texas Tech
	28	BMA TOURNAMENT
		S.W. Missouri vs. E. Tennessee
Jan.	3	State Kansas vs. Iona
	7	BROWN
	12	IOWA STATE
	14	Miami
	18	Kansas State
	21	Oklahoma
	25	Colorado
	28	WICHITA STATE
Feb.	1	KANSAS STATE
	4	MISSOURI
	8	Nebraska
	11	OKLAHOMA STATE
	15	Missouri
	18	OKLAHOMA
	22	Duke
	25	Iowa State
Mar.	1	COLORADO
	4	NEBRASKA
	10	Oklahoma State
		BIG EIGHT TOURNAMENT


Home Games in CAPS

HEAD COACH ROY WILLIAMS

Alma Mater: North Carolina, '72
Office Phone: (913) 864-3056
Best Time To Call: 9:00 a.m.-11:00 a.m.
Year as College Head Coach: First
Overall Collegiate Record: 0-0
Year at Kansas: First
Record at Kansas: 0-0



Roy Williams



Milt Newton

ASSISTANT COACHES

NAME	ALMA MATER/YEAR
Jerry Green	Appalachian State, '66
Kevin Stallings	Purdue, '82
Steve Robinson	Radford, '81
Mark Turgeon	Kansas, '87

STARTERS RETURNING (3)

Name	Pos	Ht	Wt	Class	Pts	Rebs	Ast
Milt Newton	G/F	6-4	185	Sr.	11.6	5.0	1.7
Kevin Pritchard	G	6-3	170	Jr.	10.6	2.6	3.1
Jeff Guelldner	G/F	6-5	180	Jr.	3.9	2.0	1.8

STARTERS LOST (2)

Name	Pos	Ht	Wt	Pts	Rebs	Ast
Danny Manning	F/C	6-10	230	24.8	9.0	2.0
Chris Piper	F	6-8	200	5.1	3.8	1.7

ADDITIONAL LETTERMEN RETURNING (6)

Name	Pos	Ht	Wt	Class	Pts	Rebs	Ast
Sean Alvarado	C	6-9	215	Sr.	1.6	1.5	0.2
Scooter Barry	G	6-3	175	Sr.	3.3	1.3	2.0
Mike Maddox	F	6-7	195	So.	2.5	1.5	0.3
Lincoln Minor	G	6-3	165	Sr.	4.8	1.4	1.9
Clint Normore	G	6-0	200	Sr.	1.9	0.9	1.0
Mark Randall	F	6-8	225	So.	4.5	2.7	0.6

ADDITIONAL LETTERMEN LOST (3)

Name	Pos	Ht	Wt	Pts	Rebs	Ast
Archie Marshall	F	6-6	190	8.8	4.0	1.4
Marvin Branch	C	6-10	225	8.4	6.1	0.9
Keith Harris	F	6-5	205	3.1	2.6	0.8

TOP NEWCOMERS

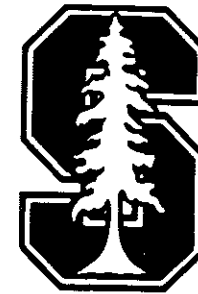
Name	Pos	Ht	Wt	Class	Hometown/High School or JC
Malcolm Nash	F	6-7	205	Fr.	St. Louis, MO/Vashon
Omar Rowland	C	6-11	230	Jr.	Detroit, MI/Garden City CC
Freeman West	G	6-5	195	Jr.	Chicago, IL/Paris JC
Sean Tunstall	G	6-3	180	Fr.	St. Louis, MO/Vashon

STANFORD CARDINAL

JANUARY 16, 1989
7:30 P.M. (PST)
MAPLES PAVILION
STANFORD, CALIFORNIA

GENERAL INFORMATION

Location: Stanford, California
School Founded: 1891
Enrollment: 6,556
Conference: Pacific 10
Nickname: Cardinal
Colors: Cardinal and White
Home Arena: Maples Pavilion
Capacity: 7,500
All-Time Record vs. UM: 0-1
1987-88 Record: 21-12
1987-88 Conference Record: 11-7 (Fourth)
Post Season Play: 1-1 in NIT



PERSONNEL INFORMATION

President: Donald Kennedy (Harvard, '53)
Athletic Director: Andy Geiger (Syracuse, '61)
SID: Bob Vazquez (San Diego State, '72)
SID Phone: (415) 723-4418
SID Home Phone: (415) 368-4870
Telecopier Phone: (415) 725-2957
Press Row Phone: (415) 723-4418

1987-88 RESULTS (21-12)

Opponent	W-L	Score
Iowa	L	75-78
CHAMINADE	W	93-82
BAYLOR	W	69-56
Santa Clara	L	71-72
WILLIAM AND MARY	W	87-64
BROWN	W	90-78
SAN FRANCISCO	W	68-67
HARVARD	W	97-60
SOUTHERN CALIFORNIA	W	88-62
UCLA	W	116-110
UC-SANTA BARBARA	W	75-65
Indiana	L	73-83
SEATTLE-PACIFIC	W	83-78
Arizona State	L	80-104
Arizona	L	65-90
WASHINGTON	W	86-70
Washington State	L	68-70
CALIFORNIA	W	70-54
OREGON STATE	W	78-65
Oregon	L	66-80
ARIZONA	W	82-74
ARIZONA STATE	W	96-63
WASHINGTON STATE	W	51-50
Washington	L	82-84
CALIFORNIA	W	71-61
OREGON	W	84-61
Oregon State	L	61-63
UCLA	L	69-91
SOUTHERN CALIFORNIA	W	73-65
OREGON	W	88-67
Arizona	L	83-97
CAL-STATE LONG BEACH	W	80-77
Arkansas State	L	59-60

1988-89 SCHEDULE

Nov.	15	CZECHOSLOVAKIAN NATIONAL TEAM
	18	Montana
	21	NIT CLASSIC
	28	North Carolina
Dec.	2	APPLE INVITATIONAL Colorado State, Cornell, Pacific, Stanford
	10	SAN JOSE STATE
	19	UC-Irvine
	23	UCLA
	27	St. Mary's
	29	VANDERBILT TOURNAMENT Colgate, Furman, Stanford, Vanderbilt
Jan.	5	ARIZONA STATE
	7	ARIZONA
	12	Washington
	14	Washington State
	17	MIAMI
	21	California
	22	OREGON STATE
	28	OREGON
Feb.	2	Arizona
	4	Arizona State
	9	WASHINGTON STATE
	11	WASHINGTON
	18	CALIFORNIA
	20	Southern California
	23	Oregon
	25	Oregon State
Mar.	2	UCLA
	4	SOUTHERN CALIFORNIA PAC-10 TOURNAMENT

Home Games in CAPS

HEAD COACH MIKE MONTGOMERY

Alma Mater: Long Beach State, '68
Office Phone: (415) 723-0562
Best Time To Call: 9:30 a.m.-Noon
Year as College Head Coach: 11th
Overall Collegiate Record: 190-102
Year at Stanford: 3rd
Record at Stanford: 36-25



Mike Montgomery



Todd Lichti

ASSISTANT COACHES

NAME	ALMA MATER/YEAR
Barry Collier	Butler, '76
Doug Oliver	San Jose State, '73
Tom Crowley	Penn, '78

STARTERS RETURNING (4)

Name	Pos	Ht	Wt	Class	Pts	Rebs	Ast
Todd Lichti	G	6-4	205	Sr.	20.1	5.6	2.8
Howard Wright	F	6-8	230	Sr.	15.7	7.7	2.3
Terry Taylor	G	6-2	170	Sr.	8.8	1.7	5.0
Bryan McSweeney	F	6-6	190	Sr.	7.0	4.0	2.6

STARTERS LOST (1)

Name	Pos	Ht	Wt	Pts	Rebs	Ast
Greg Butler	C	6-11	240	12.8	5.9	0.4

ADDITIONAL LETTERMEN RETURNING (7)

Name	Pos	Ht	Wt	Class	Pts	Rebs	Ast
Andrew Vlahov	F	6-7	225	So.	3.4	3.0	1.1
Derek Bruton	C	6-10	240	Jr.	3.3	1.9	0.1
Scott Meinert	G	6-2	170	Sr.	3.0	1.1	1.9
John Patrick	G	6-4	185	So.	2.3	0.8	0.2
Stuart Thomas	F	6-9	220	Jr.	2.2	1.4	0.9
Deshon Wingate	F	6-7	185	So.	1.6	1.4	0.3
Oliver Cunningham	G	6-4	175	Jr.	1.0	0.8	0.9


ADDITIONAL LETTERMEN LOST (0)

TOP NEWCOMERS

Name	Pos	Ht	Wt	Class	Hometown/High School or JC
Adam Keefe	F	6-9	230	Fr.	Irvine, CA/Woodbridge
Peter Dukes	G	6-4	185	Fr.	Seattle, WA/Roosevelt
Paul Garrett	F/C	6-9	230	Fr.	Pacific Palisades, CA/Palisades

PROVIDENCE FRIARS

JANUARY 24, 1989
7:30 P.M. (EST)
MIAMI ARENA
MIAMI, FLORIDA



GENERAL INFORMATION

Location: Providence, Rhode Island
School Founded: 1917
Enrollment: 3,600
Conference: Big East
Nickname: Friars
Colors: Black and White
Home Arena: Providence Civic Center
Capacity: 13,106
All-Time Record vs. UM: 2-2
1987-88 Record: 11-17
1987-88 Conference Record: 5-11, 8th
Post Season Play: 0-1 in Big East

PERSONNEL INFORMATION

President: Rev. John F. Cunningham, O.P.
(Providence, '49)
Athletic Director: John Marinatto
(Providence, '79)
SID: Gregg Burke (Holy Cross, '80)
SID Phone: (401) 865-2202
SID Home Phone: (401) TBA
Telecopier Phone: (401) 865-2583
Press Row Phone: (401) TBA

1987-88 RESULTS (11-17)

Opponent	W-L	Score
FORDHAM	W	80-76
LOUISIANA TECH	W	84-80
HOLY CROSS	L	98-99
Utah	L	62-86
BROWN	W	104-90
BOSTON COLLEGE	W	85-82
Rhode Island	L	70-92
XAVIER	W	96-76
AUSTIN PEAY	W	105-99
MARIST	W	70-59
Connecticut	L	72-79
GEORGETOWN	W	78-74
NEVADA-LAS VEGAS	L	72-92
Seton Hall	L	80-82
Boston College	L	48-64
Pittsburgh	L	56-90
MIAMI	L	77-83
VILLANOVA	W	82-76
Syracuse	L	71-92
SETON HALL	L	54-68
CONNECTICUT	W	85-79
St. John's	L	67-68
PITTSBURGH	L	86-87
Villanova	L	68-96
SYRACUSE	L	73-91
Georgetown	L	63-73
ST. JOHN'S	W	90-81
Connecticut	L	62-75

1988-89 SCHEDULE

Nov.	25	FLEET BASKETBALL CLASSIC Fairfield, Niagara, Providence, South Alabama
Dec.	28	BROWN
	1	ALABAMA STATE
	3	LAFAYETTE
	6	YALE
	7	Boston College
	10	RHODE ISLAND
	22	Holy Cross
	27	MAINE
	29	WAGNER
Jan.	3	ST. JOHN'S
	7	Connecticut
	14	VILLANOVA
	18	GEORGETOWN
	21	Pittsburgh
	24	Miami
	28	Syracuse
Feb.	1	St. John's
	4	CONNECTICUT
	7	PITTSBURGH
	14	Villanova
	18	SYRACUSE
	22	Georgetown
	25	Seton Hall
Mar.	1	SETON HALL
	4	BOSTON COLLEGE
	9	BIG EAST TOURNAMENT


Home Games in CAPS

HEAD COACH RICK BARNES

Alma Mater: Lenoir-Rhyne, '76
Office Phone: (401) 865-2266
Best Time To Call: Mornings
Year as College Head Coach: 2nd
Overall Collegiate Record: 20-10
Year at Providence: 1st
Record at Providence: 0-0



Rick Barnes



Eric Murdock

ASSISTANT COACHES

NAME **ALMA MATER/YEAR**
Herb Sendek Carnegie Mellon, '85
Mark Anderson Missouri, '76

STARTERS RETURNING (4)

Name	Pos	Ht	Wt	Class	Pts	Rebs	Ast
Eric Murdock	G	6-1	180	So.	10.7	3.0	3.8
Marty Conlon	F	6-10	210	Jr.	13.2	5.6	1.7
Quinton Burton	F	6-5	200	Jr.	8.7	3.8	1.0
Abdul Shamsid-Deen	C	6-10	210	Jr.	4.7	3.2	0.2

STARTERS LOST (2)

Name	Pos	Ht	Wt	Pts	Rebs	Ast
Delray Brooks	G	6-4	200	13.5	2.9	2.7
Steve Wright	C	6-9	210	13.5	6.5	0.4

ADDITIONAL LETTERMEN RETURNING (5)

Name	Pos	Ht	Wt	Class	Pts	Rebs	Ast
Carlton Screen	G	6-0	158	Jr.	6.6	1.2	2.8
Darryl Wright	F	6-5	187	Sr.	10.4	4.1	2.1
Chris Watts	G	6-3	175	So.	3.4	1.3	1.1
Bryan Benham	F	6-3	195	Sr.	0.8	0.8	0.2
Matt Palazzi	G	6-2	190	Sr.	4.0	0.0	0.0

ADDITIONAL LETTERMEN LOST (2)

Name	Pos	Ht	Wt	Pts	Rebs	Ast
Keith Lindsey	G	6-4	185	0.4	0.5	0.4
Dave Snedeker	F	6-9	215	0.0	0.0	0.0

TOP NEWCOMERS

Name	Pos	Ht	Wt	Class	Hometown/High School or JC
Marques Bragg	F	6-6	210	Fr.	East Orange, NJ/Clifford Scott
Marvin Sadler	F	6-7	220	Fr.	Bridgeport, CN/St. Joseph's

MARQUETTE WARRIORS

JANUARY 28, 1989
7:30 P.M. (EST)
MIAMI ARENA
MIAMI, FLORIDA

GENERAL INFORMATION

Location: Milwaukee, Wisconsin
School Founded: 1881
Enrollment: 12,000
Conference: Independant
Nickname: Warriors
Colors: Royal Blue and Gold
Home Arena: Bradley Center
Capacity: 18,000
All-Time Record vs. UM: 2-1
1987-88 Record: 10-18



PERSONNEL INFORMATION

President: Rev. John P. Raynor, S.J. (St. Louis, '47)
Athletic Director: Bill Cords (Montanta State, '64)
SID: Betsy Van Sickle (Edinboro, '73)
SID Phone: (414) 224-7447
SID Home Phone: (414) 224-0654
Telecopier Phone: (414) 224-7419
Press Row Phone: (414) TBA

1987-88 RESULTS (10-18)

Opponent	W-L	Score
HARTFORD	W	70-61
Tennessee	L	56-82
XAVIER	W	67-61
Wisconsin	L	55-66
WESTERN MICHIGAN	W	77-70
NORTHWESTERN	W	77-66
Minnesota	L	65-89
AIR FORCE	W	80-52
CLEVELAND STATE	L	70-72
Kansas State	L	57-78
LOYOLA MARYMOUNT	L	98-102
NOTRE DAME	L	44-62
MIAMI	W	65-51
Iona	L	56-71
Dayton	L	62-67
DePaul	L	66-81
Fordham	L	63-83
LOYOLA	L	69-76
WAKE FOREST	W	76-57
Stetson	W	70-57
CANISIUS	W	85-73
DAYTON	W	79-56
Evansville	L	72-73
VIRGINIA TECH	L	75-93
Valparaiso	L	66-70
CREIGHTON	L	58-72
Notre Dame	L	50-72
DePAUL	L	65-77


1988-89 SCHEDULE

Nov.	14	ATHLETES IN ACTION
	25	INVESTOR'S CLASSIC TOURNAMENT
		Marquette vs. Kent State
		Virginia vs. Dartmouth
Dec.	2	FIRST BANK CLASSIC
		Marquette vs. Rice
		Maine vs. Wisconsin
	5	AUSTIN PEAY
	8	ST. THOMAS
	12	Wisconsin
	17	MINNESOTA
	19	Creighton
	21	MORGAN STATE
Jan.	2	FURMAN
	7	Virginia Tech
	9	WESTERN MICHIGAN
	14	DAYTON
	17	DePAUL
	28	Miami
Feb.	2	Notre Dame
	4	Wake Forest
	8	TOLEDO
	11	OREGON STATE
	15	VALPARAISO
	20	FORDHAM
	23	MARYLAND-BALTIMORE COUNTY
	25	Xavier
	28	LOYOLA-CHICAGO
Mar.	2	Dayton
	4	DePaul
	8	NOTRE DAME


Home Games in CAPS

HEAD COACH BOB DUKIET

Alma Mater: Boston College, '70
Office Phone: (414) 224-7130
Best Time To Call: 11 a.m.-1 p.m.
Year as College Head Coach: 10th
Overall Collegiate Record: 161-95
Year at Marquette: 3rd
Record at Marquette: 26-31



Bob Dukiet



Tony Smith

ASSISTANT COACHES

NAME	ALMA MATER/YEAR
Tom McConnell	Point Park College, '84
Bo Ellis	Marquette, '77

STARTERS RETURNING (3)

Name	Pos	Ht	Wt	Class	Pts	Rebs	Ast
Tony Smith	G	6-3	185	Jr.	13.1	4.5	2.9
Trevor Powell	F	6-6	210	So.	11.9	6.0	0.7
Mark Anglavar	G	6-3	180	So.	7.7	2.4	2.8

STARTERS LOST (2)

Name	Pos	Ht	Wt	Pts	Rebs	Ast
Pat Foley	F	6-5	210	11.7	4.6	2.1
Michael Sims	G	5-11	165	8.2	1.8	5.0

ADDITIONAL LETTERMEN RETURNING (5)

Name	Pos	Ht	Wt	Class	Pts	Rebs	Ast
Anthony Candelino	G	5-11	185	So.	2.8	1.2	1.4
Rod Grosse	C	6-10	215	So.	1.6	1.9	0.3
John Leurck	F	6-7	205	So.	3.5	4.0	0.6
Charles Luter	F	6-4	165	So.	5.1	1.2	1.1
Joe Nethen	F	6-7	220	So.	5.1	2.7	0.1

ADDITIONAL LETTERMEN LOST (1)

Name	Pos	Ht	Wt	Pts	Rebs	Ast
Tony Reeder	F	6-7	210	6.6	5.1	0.1

TOP NEWCOMERS

Name	Pos	Ht	Wt	Class	Hometown/High School or JC
Tyrone Baldwin	F	6-6	200	Jr.	Pittsburgh, PA/Cowley County CC
Gerald Posey	G	6-0	170	So.	Trenton, NJ/McCorristan

NEW MEXICO LOBOS

FEBRUARY 1, 1989
7:30 P.M. (EST)
MIAMI ARENA
MIAMI, FLORIDA

GENERAL INFORMATION

Location: Albuquerque, New Mexico
School Founded: 1889
Enrollment: 25,000
Conference: Western
Athletic Nickname: Lobos
Colors: Cherry and Silver
Home Arena: University Arena
Capacity: 17,121
All-Time Record vs. UM: 1-0
1987-88 Record: 22-14
1987-88 Conference Record: 8-8, 5th
Post Season Play: 0-1 in WAC, 2-1 in NIT



PERSONNEL INFORMATION

President: Dr. Gerald May (Bradley, '62)
Athletic Director: John Koenig (Southeast Missouri State, '66)
SID: Greg Remington (Kansas, '80)
SID Phone: (505) 277-2026
SID Home Phone: (505) 293-5048
Telecopier Phone: (505) 277-0142
Press Row Phone: (505) 277-3964

1987-88 RESULTS (22-14)

Opponent	W-L	Score
WEBER STATE	W	88-72
UCLA	W	77-66
Seton Hall	L	67-88
Iowa State	L	96-107
WESTERN MEXICO STATE	W	93-70
NEW MEXICO STATE	W	72-71
Washington	L	64-77
TEXAS SOUTHERN	W	64-61
New Mexico State	W	76-72
GRAMBLING	W	87-61
RIDER	W	108-84
NORTH TEXAS STATE	W	77-69
OHIO STATE	W	74-65
Texas	W	86-74
ARIZONA	W	61-59
AIR FORCE	W	80-67
WYOMING	W	85-72
San Diego State	L	59-64
HAWAII	L	76-79
UTAH	W	55-50
BRIGHAM YOUNG	L	82-89
Texas-El Paso	W	70-69
COLORADO STATE	W	60-51
Air Force	L	58-65
Wyoming	L	72-90
SAN DIEGO STATE	W	93-85
HAWAII	W	71-50
Colorado State	L	60-61
Oklahoma	L	100-120
TEXAS-EL PASO	W	74-63
Brigham Young	L	82-89
Utah	L	67-68
Texas-El Paso	L	61-74
PEPPERDINE	W	86-75
OREGON	W	78-59
OHIO STATE	L	65-68


1988-89 SCHEDULE

Nov.	14	SPIRIT EXPRESS
	19	AUSTRALIA
	26	PRESEASON TOURNAMENT
		New Mexico, Loyola, MD,
		Lehigh, San Diego
	30	Arizona
Dec.	3	PRAIRIE VIEW
	5	New Mexico State
	8	OKLAHOMA
	17	NEW MEXICO STATE
	27	24TH LOBO INVITATIONAL
		New Mexico, George
		Washington, Fairfield, Wake
		Forest
Jan.	5	BRIGHAM YOUNG
	7	UTAH
	12	Colorado State
	14	Wyoming
	19	Hawaii
	21	San Diego State
	26	COLORADO STATE
	28	TEXAS-EL PASO
Feb.	1	Miami
	4	Texas-El Paso
	9	WYOMING
	11	AIR FORCE
	12	GEORGIA
	16	Utah
	18	Brigham Young
	22	EASTERN NEW MEXICO
	25	Air Force
Mar.	2	SAN DIEGO STATE
	4	HAWAII
	8	WAC TOURNAMENT


Home Games in CAPS

HEAD COACH DAVE BLISS

Alma Mater: Cornell, '65
Office Phone: (505) 277-4505
Best Time To Call: 11:00 a.m.-Noon
Year as College Head Coach: 14th
Overall Collegiate Record: 219-163
Year at UNM: First
Record at UNM: 0-0



Dave Bliss



Charlie Thomas

ASSISTANT COACHES

NAME	ALMA MATER/YEAR
Doug Ash	Hanover, '71
Scott Duncan	Wooster, '78
John McCullough	Oklahoma, '79

STARTERS RETURNING (4)

Name	Pos	Ht	Wt	Class	Pts	Rebs	Ast
Darrell McGee	G	6-0	180	Jr.	7.1	3.0	5.0
Charlie Thomas	F	6-7	220	Sr.	17.0	7.5	1.5
Rob Robbins	G	6-5	195	So.	8.9	3.2	2.1
Rob Loeffel	C	7-0	270	Sr.	10.3	5.4	0.9

STARTERS LOST (1)

Name	Pos	Ht	Wt	Pts	Rebs	Ast
Hunter Greene	F	6-7	185	16.8	6.8	3.7

ADDITIONAL LETTERMEN RETURNING (5)

Name	Pos	Ht	Wt	Class	Pts	Rebs	Ast
Jimmy Rogers	G	6-2	185	Sr.	7.6	2.8	1.9
Luc Longley	C	7-1	230	So.	4.0	2.7	1.1
Kurt Miller	G	6-4	190	So.	2.1	1.2	0.4
Rob Newton	F	6-9	195	Jr.	1.5	0.9	0.3
Marvin McBurrows	G	6-4	170	So.	0.4	0.3	0.2

ADDITIONAL LETTERMEN LOST (1)

Name	Pos	Ht	Wt	Pts	Rebs	Ast
Stan Whisenant	G	6-3	175	1.6	0.5	0.3

TOP NEWCOMERS


Name	Pos	Ht	Wt	Class	Hometown/High School or JC
Chris Tower	F	6-10	200	Fr.	Huntington Beach, CA/ Westminster
Willie Banks	G	6-2	165	Fr.	Albuquerque, NM/Albuquerque

BRIGHAM YOUNG
COUGARS

FEBRUARY 4, 1989
7:30 P.M. (EST)
MIAMI ARENA
MIAMI, FLORIDA

GENERAL INFORMATION

Location: Provo, Utah
School Founded: 1875
Enrollment: 23,000
Conference: Western Athletic
Nickname: Cougars
Colors: Royal Blue and White
Home Arena: Marriott Center
Capacity: 23,000
All-Time Record vs. UM: 1-1
1987-88 Record: 26-6
1987-88 Conference Record: 13-3, 1st
Post Season Play: 1-1 in WAC, 1-1 in NCAA



PERSONNEL INFORMATION

President: Jeffrey R. Holland (BYU, '73)
Athletic Director: Glen Tuckett (Utah, '53)
SID: Dave Schultness (BYU, '50)
SID Phone: (801) 378-4911
SID Home Phone: (801) 225-6566
Telecopier Phone: (801) 378-3520
Press Row Phone: (801) 378-3675

1987-88 RESULTS (26-6)

Opponent	W-L	Score
MONTANA STATE	W	90-89
Utah State	W	96-92
Washington State	W	60-54
UCLA	W	87-80
WEBER STATE	W	104-71
CHICAGO STATE	W	91-60
UTAH STATE	W (OT)	121-112
LA SALLE	W	95-82
CENTRAL CONNECTICUT STATE	W	109-76
HAWAII	W	97-66
SAN DIEGO STATE	W	92-65
Wyoming	W	83-67
Texas-El Paso	W	81-71
New Mexico	W	89-82
AIR FORCE	W	95-75
TULSA	W	72-57
UTAH	W	82-64
Alabama-Birmingham	L	83-102
MIAMI	W	99-86
WYOMING	W	78-69
COLORADO STATE	W	86-80
San Diego State	L (OT)	80-82
Hawaii	W	72-70
Colorado State	W	75-67
Air Force	W	76-62
Utah	L	60-62
NEW MEXICO	W	89-82
TEXAS-EL PASO	L (OT)	80-83
HAWAII	W	76-74
TEXAS-EL PASO	L	63-66
North Carolina-Charlotte	W (OT)	98-92
Louisville	L	76-97


1988-89 SCHEDULE

Nov.	25	JOE LAPCHICK TOURNAMENT Long Island vs. St. John's BYU vs. Northeastern
Dec.	1	UCLA
	3	Weber State
	9	COUGAR CLASSIC Penn State vs. St. Mary's BYU vs. Texas-Arlington
	17	UTAH STATE
	21	Utah State
	23	BROWN
Jan.	5	New Mexico
	7	Texas-El Paso
	12	SAN DIEGO STATE
	14	HAWAII
	19	Colorado State
	21	Air Force
	26	AIR FORCE
	28	Utah
Feb.	4	Miami
	11	Hawaii
	14	San Diego State
	16	CALIFORNIA-BERKELEY
	18	TEXAS-EL PASO
	23	NEW MEXICO
	25	Wyoming
Mar.	2	UTAH
	4	WYOMING
	8	COLORADO STATE WAC TOURNAMENT


Home Games in CAPS

HEAD COACH
LADELL ANDERSEN

Alma Mater: Utah State, '51
Office Phone: (801) 378-3612
Best Time To Call: 10 a.m.
Year as College Head Coach: 16th
Overall Collegiate Record: 276-151
Year at Brigham Young: 6th
Record at Brigham Young: 176-95



Ladell Anderson



Michael Smith

ASSISTANT COACHES

NAME	ALMA MATER/YEAR
Roger Reid	Weber State, '68
Carl Ingersoll	BYU, '58

STARTERS RETURNING (3)

Name	Pos	Ht	Wt	Class	Pts	Rebs	Ast
Marty Haws	G	6-2	170	Jr.	8.4	1.9	4.1
Michael Smith	F	6-10	225	Sr.	21.2	7.8	3.1
Andy Toolson	G	6-5	195	Jr.	6.0	2.8	1.3

STARTERS LOST (2)

Name	Pos	Ht	Wt	Pts	Rebs	Ast
Jeff Chatman	F	6-6	205	19.5	7.6	1.1
Jim Usevitch	C	6-9	225	14.8	7.2	1.0

ADDITIONAL LETTERMEN RETURNING (4)

Name	Pos	Ht	Wt	Class	Pts	Rebs	Ast
Vince Bryan	F	6-5	205	So.	2.2	0.7	0.0
David Wolfe	C	6-7	200	So.	2.6	0.4	0.2
Mike Herring	G	6-4	170	So.	2.5	0.4	0.2
Alan Astle	G	6-6	210	Sr.	3.6	0.3	0.2

ADDITIONAL LETTERMEN LOST (5)

Name	Pos	Ht	Wt	Pts	Rebs	Ast
Chris Lynch	F/G	6-4	180	3.7	0.3	0.3
Mark Clausen	F	6-9	205	2.3	0.7	0.0
Nathan Call	G	5-11	180	4.8	2.0	3.0
Brian Taylor	G	6-5	185	9.1	2.8	4.7
Gary Trost	F/C	6-9	200	1.3	1.0	0.1

TOP NEWCOMERS

Name	Pos	Ht	Wt	Class	Hometown/High School or JC
Steve Andrus	C	6-9	220	Jr.	Provo, UT/Dixie College
John Fish	F	6-9	210	Fr.	Salem, OR/South
Mark Heslop	G	6-5	285	So.	Ogden, UT/
Steve Schreiner	F	6-6	210	So.	Salt Lake City, UT/Dixie College

SOUTH FLORIDA BULLS

FEBRUARY 6, 1989
7:30 P.M. (EST)
MIAMI ARENA
MIAMI, FLORIDA


FEBRUARY 18, 1989
7:35 P.M. (EST)
SUN DOME
TAMPA, FLORIDA

GENERAL INFORMATION

Location: Tampa, Florida
School Founded: 1956
Enrollment: 29,500
Conference: Sun Belt
Nickname: Bulls
Colors: Green and Gold
Home Arena: Sun Dome
Capacity: 10,347
All-Time Record vs. UM: 0-2
1987-88 Record: 6-22
1987-88 Conference Record: 3-12, 7th
Post Season Play: 0-1 in Sun Belt

1987-88 RESULTS (6-22)

Opponent	W-L	Score
WISCONSIN	L	55-58
TAMPA	L	71-79
Syracuse	L	56-111
Fordham	L	55-84
SOUTHERN METHODIST	L	66-87
CENTRAL FLORIDA	W	86-71
Florida	L	69-83
FLORIDA INTERNATIONAL	W	87-67
MICHIGAN	L	56-92
OLD DOMINION	L	77-78
VIRGINIA COMMONWEALTH	L	66-86
Alabama-Birmingham	L	54-59
FLORIDA STATE	L	70-86
Virginia Commonwealth	L	53-61
Miami	L	75-80
Jacksonville	W	57-55
NORTH CAROLINA-CHARLOTTE	L	58-67
South Alabama	L	71-72
JACKSONVILLE	W	75-61
Western Kentucky	L	61-82
SOUTH ALABAMA	L	79-89
WESTERN KENTUCKY	W	71-63
ALABAMA-BIRMINGHAM	L	79-83
North Carolina-Charlotte	L	72-84
Cincinnati	W	76-73
Old Dominion	L	69-85
MIAMI	L	71-92
Virginia Commonwealth	L	60-82



PERSONNEL INFORMATION

President: Dr. Francis T. Borkowski
(Oberlin, '57)
Athletic Director: Paul Griffin (Maryland, '69)
SID: John Gerdes (Purdue, '84)
SID Phone: (813) 974-2125
SID Home Phone: (813) 971-4967
Telecopier Phone: (813) 974-2125
Press Row Phone: (813) 974-3287

1988-89 SCHEDULE

Nov.	9	SWEDISH NATIONAL TEAM
Dec.	3	BETHUNE COOKMAN
	5	FLORIDA INTERNATIONAL
	20	Florida State
	28	MILLER LITE/TAMPA TRIBUNE HOLIDAY INVITATIONAL Georgetown, Mercer, Rider, South Florida
Jan.	4	CINCINNATI
	7	VIRGINIA COMMONWEALTH
	9	FLORIDA
	14	ALABAMA-BIRMINGHAM
	16	Stetson
	18	Jacksonville
	21	OLD DOMINION
	23	TAMPA
	26	Western Kentucky
	28	DePAUL
	31	North Carolina-Charlotte
Feb.	2	WESTERN KENTUCKY
	6	Miami
	9	Old Dominion
	11	JACKSONVILLE
	13	South Florida
	15	NORTH CAROLINA-CHARLOTTE
	18	MIAMI
	21	Alabama-Birmingham
	23	SOUTH ALABAMA
	25	Virginia Commonwealth
	28	Florida International
Mar.	4	HOMELITE SUN BELT CONFERENCE TOURNAMENT


Home Games in CAPS

HEAD COACH BOBBY PASCHAL

Alma Mater: Stetson, '64
Office Phone: (813) 974-3105
Best Time To Call: 10-11:30 a.m.
Year as College Head Coach: 11th
Overall Collegiate Record: 167-127
Year at South Florida: 3rd
Record at South Florida: 14-42



Bobby Paschal



Tony Armstrong

ASSISTANT COACHES

NAME	ALMA MATER/YEAR
Dennis Donaldson	Corpus Christi, '71
Rickey Broussard	Southwestern Louisiana, '70
Dwayne Olinger	Southwestern Louisiana, '83
Tommy Tonelli	South Florida, '86

STARTERS RETURNING (3)

Name	Pos	Ht	Wt	Class	Pts	Rebs	Ast
Hakim Shahid	C/F	6-7	220	Jr.	10.6	6.6	1.3
Tony Armstrong	G	6-1	180	So.	8.1	1.6	2.9
Matt Yobe	G	6-0	175	Jr.	1.5	1.1	3.7

STARTERS LOST (2)

Name	Pos	Ht	Wt	Pts	Rebs	Ast
Darrell Coleman	F	6-7	200	19.0	10.8	1.4
Kenny Brantley	F	6-6	190	14.3	4.9	1.4

ADDITIONAL LETTERMEN RETURNING (5)

Name	Pos	Ht	Wt	Class	Pts	Rebs	Ast
Rob Anderson	F	6-8	205	Sr.	4.8	2.4	1.1
Gerald White	F	6-5	200	Sr.	2.6	1.1	0.8
Maurice Webster	G	6-1	170	So.	2.3	1.1	2.0
Michael Newton	F	6-7	205	So.	2.3	1.1	0.3
Chris Risey	F	6-8	210	So.	1.4	1.2	0.1

ADDITIONAL LETTERMEN LOST (2)

Name	Pos	Ht	Wt	Pts	Rebs	Ast
Jeff Dowdell	G	6-5	180	4.7	1.4	0.5
Chris Gabbard	G	6-3	185	1.0	0.7	1.1

TOP NEWCOMERS


Name	Pos	Ht	Wt	Class	Hometown/High School or JC
Tomer Steinhaur	C	6-10	220	So.	Nazareth, Israel/Maccabi Haifa
John Belk	F	6-8	220	So.	Plant City, FL/Hillsborough CC
Andre Crenshaw	G	6-2	185	So.	Montgomery, AL/Jefferson Davis

TENNESSEE TECH
GOLDEN EAGLES

FEBRUARY 8, 1989
7:30 P.M. (EST)
MIAMI ARENA
MIAMI, FLORIDA

GENERAL INFORMATION

Location: Cookeville, Tennessee
School Founded: 1915
Enrollment: 7,900
Conference: Ohio Valley
Nickname: Golden Eagles
Colors: Purple and Gold
Home Arena: Eblen Center
Capacity: 10,150
All-Time Record vs. UM: 0-1
1987-88 Record: 12-16
1987-88 Conference Record: 6-8, 5th
Post Season Play: 0-1 in OVC



PERSONNEL INFORMATION

President: Dr. Angelo Volpe (Brooklyn College, '59)
Athletic Director: Dr. David Larimore (North Carolina State, '64)
SID: Rob Schabert (St. Cloud State, '77)
SID Phone: (615) 372-3088
SID Home Phone: (615) 526-2576
Telecopier Phone: (615) 372-3088
Press Row Phone: (615) 372-3293

1987-88 RESULTS (12-16)

Opponent	W-L	Score
Loyola Marymount	L	78-114
Harvard	L	83-87
SAMFORD	W	82-80
Tennessee-Chattanooga	L	89-95
Coastal Carolina	L	80-91
WESTERN KENTUCKY	L	52-57
COVENANT COLLEGE	W	76-68
Nevada-Las Vegas	L	76-103
Alaska-Anchorage	W	68-67
Samford	W (OT)	75-74
FREED-HARDEMAN	W	85-81
Middle Tennessee	L (OT)	67-69
MISSOURI-KANSAS CITY	W	56-54
Youngstown State	L	59-79
AUSTIN PEAY	L	56-78
MURRAY STATE	L	64-67
Eastern Kentucky	L	53-88
Morehead State	W (OT)	89-83
COASTAL CAROLINA	W	70-64
Tennessee State	L	60-68
MOREHEAD STATE	W	84-77
EASTERN KENTUCKY	L	69-72
YOUNGSTOWN STATE	W	81-71
TENNESSEE STATE	W	80-77
Murray State	L	75-80
Austin Peay	L	57-80
MIDDLE TENNESSEE	L (OT)	89-92
Eastern Kentucky	L	71-85

1988-89 SCHEDULE

Nov.	15	RIO CLARO
	25	Tennessee
Dec.	3	COVENANT COLLEGE
	5	Missouri-Kansas City
	7	California
	9	HAWAII TIP-OFF TOURNAMENT
		Oregon vs. Boston University
		Tennessee Tech vs. Hawaii
	15	TENNESSEE-CHATTANOOGA
	17	Illinois
	19	Chicago State
	21	Western Illinois
	29	NORTH CAROLINA-WILMINGTON
Jan.	5	FREED-HARDEMAN COLLEGE
	9	WESTERN ILLINOIS
	14	TENNESSEE STATE
	16	MIDDLE TENNESSEE
	21	Austin Peay
	23	Murray State
	26	North Carolina-Wilmington
	28	EASTERN KENTUCKY
	30	MOREHEAD STATE
Feb.	4	NEWBERRY COLLEGE
	6	CHICAGO STATE
	8	Miami
	11	Morehead State
	13	Eastern Kentucky
	18	MURRAY STATE
	20	AUSTIN PEAY
	25	Middle Tennessee
	27	Tennessee State
Mar.	4	OVC TOURNAMENT

Home Games in CAPS

HEAD COACH
TOM DEATON

Alma Mater: Tusculum, '70
Office Phone: (615) 372-3956
Best Time To Call: 10 a.m.-Noon
Year as College Head Coach: 9th
Overall Collegiate Record: 104-116
Year at Tennessee Tech: 9th
Record at Tennessee Tech: 104-116



Tom Deaton



Earl Wise

ASSISTANT COACHES

NAME	ALMA MATER/YEAR
Frank Harrell	Georgia Southwestern, '72
Kevin Woods	Tennessee, '85
James Henry	Tennessee Tech, '87

STARTERS RETURNING (5)

Name	Pos	Ht	Wt	Class	Pts	Rebs	Ast
Earl Wise	F	6-6	200	Jr.	17.8	7.2	2.6
Jerome Rodgers	F	6-6	200	So.	9.6	5.2	0.8
Milos Babic	C	7-0	240	Jr.	10.8	6.8	0.8
Anthony Avery	G	6-0	175	Sr.	15.9	3.5	5.4
Andy Walker	G	6-5	205	Jr.	9.6	4.9	3.0

STARTERS LOST (0)

ADDITIONAL LETTERMEN RETURNING (6)

Name	Pos	Ht	Wt	Class	Pts	Rebs	Ast
Lester Hayes	C/F	6-7	240	Sr.	4.7	3.5	0.3
Darryl Perry	C	6-7	185	Jr.	3.1	2.3	0.3
Rod Manuel	G	6-5	205	So.	4.5	2.0	1.4
Stacey Sturghill	G	6-0	160	Sr.	1.1	0.6	0.8
Bret Krutsinger	C	6-8	235	Sr.	0.7	0.5	0.2
Billy Clemmer	G	6-3	180	Jr.	0.9	0.5	0.2

ADDITIONAL LETTERMEN LOST (0)

TOP NEWCOMERS

Name	Pos	Ht	Wt	Class	Hometown/High School or JC
Derrick Gray	C	6-9	265	Fr.	Burton, SC/Battery Creek
Tony Hall	G	6-0	170	So.	Macon, GA/Southwest
Wade Wester	F	6-7	190	Fr.	Newport, TN/Cocke County

DePAUL BLUE DEMONS

FEBRUARY 11, 1989
7:30 P.M. (CST)
ROSEMONT HORIZON ARENA
ROSEMONT, ILLINIOS

GENERAL INFORMATION

Location: Chicago, Illinois
School Founded: 1898
Enrollment: 13,688
Conference: Independent
Nickname: Blue Demons
Colors: Royal Blue and Scarlet
Home Arena: Rosemont Horizon
Capacity: 17,500
All-Time Record vs. UM: 1-0
1987-88 Record: 22-8
Post Season Play: 1-1 in NCAA



PERSONNEL INFORMATION

President: Rev. John T. Richardson, C.M.
Athletic Director: Bill Bradshaw
SID: Tim Stephens (Evansville, '83)
SID Phone: (312) 341-8545
SID Home Phone: (312) 635-0678
Telecopier Phone: (312) 341-8648
Press Row Phone: (312) 296-6999

1987-88 RESULTS (22-8)

Opponent	W-L	Score
YUGOSLAVIA ZADAR	W	86-69
PEPPERDINE	L	76-84
NIAGARA	W	88-87
ILLINOIS STATE	W	76-55
WESTERN MICHIGAN	W	94-64
NOTRE DAME	W	73-69
Weber State	W	88-65
Washington	W	89-73
Northwestern	L	64-78
TEXAS-SAN ANTONIO	W	93-82
Hartford	W	68-61
GEORGETOWN	L	64-74
DAYTON	L	72-79
Notre Dame	W	77-71
Old Dominion	W	93-77
MARQUETTE	W	95-88
North Carolina State	L	66-71
Indiana State	W	64-56
Georgia Tech	L	70-71
BRADLEY	W	86-80
EVANSVILLE	L	63-65
IONA	W	92-56
St. John's	W	65-51
JACKSON STATE	W	81-69
Miami	W	101-82
Dayton	W	92-77
LOUISVILLE	W	77-58
Marquette	W	77-65
Wichita State	W	83-62
Kansas State	L	58-66

1988-89 SCHEDULE

Nov.	25	MAUI CLASSIC Chaminade, DePaul, Memphis State, Michigan, Nevada-Las Vegas, Ohio State, Oklahoma, Vanderbilt
Dec.	30	MAINE
	3	Illinois State
	6	WASHINGTON
	10	Niagara
	14	AMERICAN
	17	Georgetown
	21	OLD STYLE CLASSIC Loyola Marymount vs. Austin Peay DePaul vs. North Carolina A&T
	27	USF&G SUGAR BOWL CLASSIC Virginia vs. Seton Hall DePaul vs. Mississippi State
Jan.	5	NORTH CAROLINA
	7	Louisville
	11	EASTERN ILLINOIS
	14	LOYOLA MARYMOUNT
	17	Marquette
	21	Loyola
	24	Bradley
	28	South Florida
	31	DUQUESNE
Feb.	4	NORTH CAROLINA STATE
	7	Dayton
	11	MIAMI
	18	ST. JOHN'S
	22	TEXAS-SAN ANTONIO
	25	Fordham
Mar.	1	Notre Dame
	4	MARQUETTE
	11	NOTRE DAME


Home Games in CAPS

HEAD COACH JOEY MEYER

Alma Mater: DePaul, '71
Office Phone: (312) 341-8416
Best Time To Call: 10 a.m.-Noon
Year as College Head Coach: 5th
Overall Collegiate Record: 87-34
Year at DePaul: 5th
Record at DePaul: 87-34



Joey Meyer



Stanley Brundy

ASSISTANT COACHES

NAME	ALMA MATER/YEAR
Jim Molinari	Illinois Wesleyan, '77
Jim Platt	Concordia, '73
Dwayne Tyus	Illinois State, '83
Jay Goedert	North Central, '82

STARTERS RETURNING (2)

Name	Pos	Ht	Wt	Class	Pts	Rebs	Ast
Stanley Brundy	F	6-7	210	Sr.	14.7	8.7	1.2
Kevin Holland	F	6-7	210	Jr.	5.6	5.7	1.2

STARTERS LOST (3)

Name	Pos	Ht	Wt	Pts	Rebs	Ast
Rod Strickland	G	6-3	180	20.0	3.8	7.8
Kevin Edwards	G	6-3	195	18.3	5.3	3.9
Andy Laux	F/G	6-5	190	4.2	1.3	1.4

ADDITIONAL LETTERMEN RETURNING (7)

Name	Pos	Ht	Wt	Class	Pts	Rebs	Ast
Terence Greene	G/F	6-4	210	Sr.	11.3	4.6	2.8
Brad Niemann	G	6-3	175	So.	2.9	0.9	0.9
Bill Heppner	F/C	6-8	215	So.	1.7	1.6	0.1
James Hamby	C	7-1	225	Jr.	1.3	0.9	0.1
Chris Henderson	F	6-6	220	Jr.	1.2	0.9	0.3
Charles Sowell	C	6-10	230	Jr.	0.8	0.6	0.4
Curtis Jackson	C	6-10	230	Jr.	0.6	0.5	0.8

ADDITIONAL LETTERMEN LOST (2)

Name	Pos	Ht	Wt	Pts	Rebs	Ast
Kevin Golden	F/C	6-9	205	2.6	2.6	0.3
Jason Tune	G	6-1	160	0.4	0.1	0.1

TOP NEWCOMERS

Name	Pos	Ht	Wt	Class	Hometown/High School or JC
David Booth	F	6-7	170	Fr.	Peoria, IL/Manual
Gilbert Miller	G	6-1	170	Jr.	Flint, MI/Compton CC

FLORIDA ATLANTIC OWLS

FEBRUARY 14, 1989
7:30 P.M. (EST)
WEST PALM BEACH
AUDITORIUM
WEST PALM BEACH, FLORIDA



GENERAL INFORMATION

Location: Boca Raton, Florida
School Founded: 1961
Enrollment: 11,200
Conference: Independant
Nickname: Owls
Colors: Blue and Gray
Home Arena: FAU Gymnasium
Capacity: 5,000
All-Time Record vs. UM: First Meeting
1987-88 Record: Did Not Compete

PERSONNEL INFORMATION

President: Dr. Helen Popovich (Texas-
 El Paso, '55)
Athletic Director: Jack Mehl (Otterbein, '72)
SID: Ken Elder (Florida Atlantic, '86)
SID Phone: (407) 393-3709
SID Home Phone: (407) 487-7512
Telecopier Phone: TBA
Press Row Phone: TBA


1988-89 SCHEDULE

Nov.	18	PALM BEACH ATLANTIC
	19	FLORIDA MEMORIAL
	22	Nova
	25	FAU TURKEY SHOOTOUT Armstrong St., South Carolina- Spartanburg, Palm Beach Atlantic, Florida Atlantic
Dec.	29	St. Thomas
	2	ARMSTRONG STATE INVITATIONAL Florida Tech, Florida Atlantic, St. Leo, Armstrong State
	9	CORNING INVITATIONAL Savannah State, Florida Atlantic, Edward Waters, Florida A&M
	13	Barry
Jan.	16	Eastern Montana
	17	Eastern Montana
	2	LOWELL
	5	NEW HAMPSHIRE
Feb.	7	NORTH CAROLINA-GREENSBORO
	9	CONCORDIA
	16	FLORITA INSTITUTE OF TECHNOLOGY
	25	ST. THOMAS
Feb.	30	BARRY
	4	Flagler
	6	Florida Institute of Technology
	11	Tampa
Feb.	14	Miami
	17	FLAGLER
	21	NOVA
	23	Florida Memorial
Feb.	25	WEBER


Home Games in CAPS

HEAD COACH LONNIE WILLIAMS

Alma Mater: Eastern Washington
Office Phone: (407) 393-2688
Best Time To Call: 1:00 p.m.-4:00 p.m.
Year as College Head Coach: First
Overall Collegiate Record: 0-0
Year at FAU: First
Record at FAU: 0-0



Lonnie Williams



Lorenzo Manning

ASSISTANT COACHES

NAME	ALMA MATER/YEAR
Ralph Schvetzle	Augustana, '85

TOP NEWCOMERS

Name	Pos	Ht	Wt	Class	Hometown/High School or JC
Ingo Wolf	C	6-11	220	Jr.	Berlin, West Germany/East Utah JC
Steve Rohan	G	6-0	160	Fr.	Youngstown, OH/Liberty
Leonard Whyte	F	6-6	185	Jr.	Kingston, JAM/Frank Phillips JC
Raymond Schultz	F	6-8	210	Fr.	Philadelphia, PA/Archbishop Woods
David Benjamin	G/F	6-4	178	Fr.	Tallahassee, FL/Richards
Daryl Kanning	F	6-6	215	Jr.	Coral Springs, FL/Broward CC
Lorenzo Manning	F	6-4	210	Jr.	Kansas City, MO/Johnson Co. CC
Ron McLin	G	6-3	180	Jr.	Bartow, FL/Polk CC
Ted Minch	G/F	6-5	190	Fr.	Berne, IN/South Adams
Scott Williams	G	6-1	165	Jr.	Harrisburg, IL/Southeastern CC

TEXAS LONGHORNS

FEBRUARY 22, 1989
8:30 P.M. (EST)
ERWIN SPECIAL EVENTS
CENTER
AUSTIN, TEXAS

GENERAL INFORMATION

Location: Austin, Texas
School Founded: 1883
Enrollment: 47,000
Conference: Southwest
Nickname: Longhorns
Colors: Burnt Orange and White
Home Arena: Erwin Special Events Center
Capacity: 16,200
All-Time Record vs. UM: 0-1
1987-88 Record: 16-13
1987-88 Conference Record: 10-6, Fourth

1987-88 RESULTS (16-13)

Opponent	W-L	Score
Iowa State	L	83-100
TENNESSEE STATE	W	84-72
Brown	L	77-80
William & Mary	W	78-73
ORAL ROBERTS	W	86-76
PAN AMERICAN	W	75-62
UTAH STATE	L	75-80
SOUTHWESTERN LOUISIANA	W	90-89
Miami	L	56-85
Tennessee-Chattanooga	L	70-71
VIRGINIA MILITARY INSTITUTE	W	85-76
NEW MEXICO	L	74-86
HOUSTON	W	65-63
Arkansas	L	62-91
RICE	L	75-77
Texas Tech	L	55-64
TEXAS CHRISTIAN	W	74-56
Southern Methodist	L	70-75
Texas A&M	W	52-49
BAYLOR	W	78-56
ARKANSAS	W	79-72
Rice	W	88-66
Houston	L	51-62
TEXAS TECH	W	63-59
Texas Christian	W	69-55
SOUTHERN METHODIST	W	76-69
TEXAS A&M	W	64-58
Baylor	L	60-84
Houston	L	57-72



PERSONNEL INFORMATION

President: Dr. William Cunningham (Michigan State, '61)
Athletic Director: DeLoss Dodds (Kansas State, '59)
SID: Bill Little (Texas, '64)
SID Phone: (512) 471-7437
SID Home Phone: (512) 335-9572
Basketball SID: Steve Ross (Texas, '73)
Home Phone: (512) 251-0402
Telecopier Phone: (512) 471-6040
Press Row Phone: (512) 471-4246

1988-89 SCHEDULE

Nov.	18	ADELAIDE 36'ers
	25	HAWAII TOURNAMENT Texas, Pepperdine, Montana State, Hawaii
Dec.	1	Sam Houston State
	3	NORTHWESTERN LOUISIANA
	6	Oral Roberts
	9	LONGHORN CLASSIC Texas, Lehigh, Tennessee- Chattanooga, Jacksonville
	14	Long Beach State
	19	SOUTHERN UTAH
	29	ALL-COLLEGE TOURNAMENT Texas, Texas A&M, Oklahoma, Oklahoma State
Jan.	4	BAYLOR
	7	ARKANSAS
	11	Rice
	14	Houston
	18	TEXAS TECH
	21	Vanderbilt
	25	Texas Christian
	29	SOUTHERN METHODIST
Feb.	1	TEXAS A&M
	4	Baylor
	8	Arkansas
	11	RICE
	15	HOUSTON
	18	Texas Tech
	22	MIAMI
	25	TEXAS CHRISTIAN
	28	Southern Methodist
Mar.	4	Texas A&M
	10	SOUTHWEST TOURNAMENT


Home Games in CAPS

HEAD COACH TOM PENDERS

Alma Mater: Connecticut, '67
Office Phone: (512) 471-5816
Best Time To Call: Mornings
Year as College Head Coach: 17th
Overall Collegiate Record: 270-209
Year at Texas: First
Record at Texas: 0-0



Tom Penders



Travis Mays

ASSISTANT COACHES

NAME	ALMA MATER/YEAR
Eddie Horn	Fracis Maron, '73
Jamie Ciampaglio	Wagner, '81
Dave Miller	Springfield, '85

STARTERS RETURNING (4)

Name	Pos	Ht	Wt	Class	Pts	Rebs	Ast
Travis Mays	G	6-2	175	Jr.	18.1	5.5	3.1
Jose Nassar	C	6-9	250	Sr.	12.0	5.7	1.6
Thomas Gipson	F	6-8	230	So.	3.4	2.8	1.5
Courtney Jeans	G	6-2	185	So.	7.9	3.4	3.4

STARTERS LOST (1)

Name	Pos	Ht	Wt	Pts	Rebs	Ast
Alex Broadway	G	5-11	175	5.6	2.9	4.9

ADDITIONAL LETTERMEN RETURNING (5)

Name	Pos	Ht	Wt	Class	Pts	Rebs	Ast
Alvin Heggs	F	6-8	225	Sr.	14.9	6.5	0.8
Russell Green	F	6-6	210	Jr.	5.7	3.4	1.0
George Muller	C	7-2	250	Jr.	3.2	2.6	0.1
Andrew Fowler	F	6-9	205	So.	0.9	1.0	0.1
Kevin Bridges	G	6-4	180	Sr.	0.6	0.4	0.3

ADDITIONAL LETTERMEN LOST (0)

TOP NEWCOMERS

Name	Pos	Ht	Wt	Class	Hometown/High School or JC
Joey Wright	G	6-2	185	So.	Hammond, IN/Drake
Lance Blanks	G	6-4	190	Jr.	Houston, TX/Virginia

DAVIDSON WILDCATS

FEBRUARY 27, 1989
7:30 P.M. (EST)
MIAMI ARENA
MIAMI, FLORIDA

GENERAL INFORMATION

Location: Davidson, North Carolina
Founded: 1837
Enrollment: 1,400
Conference: Independent
Nickname: Wildcats
Colors: Red and Black
Home Arenas: Johnston Gym and Charlotte Colliseum
Capacity: 2,500 and 23,500
All-Time Record vs. UM: First Meeting
1987-88 Record: 15-13
1987-88 Conference Record: 9-7

1987-88 RESULTS (15-13)

Opponent	W-L	Score
ERSKINE	W	93-67
Wake Forest	L	66-78
BOWLING GREEN STATE	W	76-70
DUKE	L	71-105
UNC-CHARLOTTE	L	68-86
PITT-JOHNSTOWN	W	93-67
PRINCETON	W	47-45
North Carolina-Wilmington	L	64-69
HOFSTRA	W	92-67
SOUTH CAROLINA	L	55-75
WOFFORD	W	87-68
The Citadel	W	85-80
Virginia Military Inst.	W	66-64
TENN-CHATTANOOGA	W	81-65
WESTERN CAROLINA	W	86-67
Appalachian State	L	69-77
East Tennessee State	W	81-75
THE CITADEL	W	79-67
Furman	L	80-90
Western Carolina	W	76-74
VIRGINIA MILITARY INST.	L	55-59
MARSHALL	W	79-76
Tennessee-Chattanooga	L	77-83
FURMAN	L	65-67
Marshall	L	71-83
APPALACHIAN STATE	W (OT)	74-72
EAST TENNESSE STATE	L (OT)	74-76
Tennessee-Chattanooga	L	69-83



PERSONNEL INFORMATION

President: Dr. John W. Kuykendall (Davidson, '59)
Athletic Director: Christopher B. "Kit" Morris (Mississippi, '73)
SID: Emil Parker (Lenior-Rhyne, '62)
SID Phone: (704) 892-2374
SID Home Phone: (704) 892-0607
Telecopier Phone: TBA
Press Row Phone: (704) 892-1693

1988-89 SCHEDULE

Nov.	19	BRACKNELL BASKETBALL CLUB OF LONDON
	25	SAN JUAN SHOOTOUT Davidson, Villanova, Southern Illinois, Toledo, Southwest Texas, South Carolina State, American College of San Juan, Puerto Rican Nationals
	30	WAKE FOREST
Dec.	3	WOFFORD
	5	ECKERD
	10	NORTH CAROLINA-CHARLOTTE
	12	ERSKINE
	22	Cincinnati
	28	HARTFOD TOURNAMENT Air Force, Connecticut, Davidson, Harvard
Jan.	5	Drake
	7	SOUTH CAROLINA
	9	Campbell
	11	MARYLAND-BALTIMORE COUNTY
	14	FLORIDA INTERNATIONAL
	18	Appalachian State
	21	NORTHERN ILLINOIS
	23	CAMPBELL
	26	Florida International
	28	Central Florida
	30	NORTH CAROLINA-WILMINGTON
Feb.	2	APPALACHIAN STATE
	8	Northern Illinois
	11	WILLIAM AND MARY
	13	Hofstra
	16	BAPTIST
	18	Maryland-Baltimore County
	22	MIAMI (OHIO)
	25	CENTRAL FLORIDA
	28	Miami


Home Games in CAPS

HEAD COACH BOBBY HUSSEY

Alma Mater: Appalachian State, '62
Office Phone: (704) 892-2369
Best Time To Call: 9:00-11:00 a.m.
Year as College Head Coach: 18th
Overall Collegiate Record: 280-214
Year at Davidson: 8th
Record at Davidson: 101-103



Bobby Hussey



Maurice Gray

ASSISTANT COACHES

NAME	ALMA MATER/YEAR
Robbie Hicklin	Elon College, '72
Jim Baker	Catawba College, '78
Skip Shear	Tarkio, '67

STARTERS RETURNING (3)

Name	Pos	Ht	Wt	Class	Pts	Rebs	Ast
Maurice Gray	G	6-5	205	Jr.	7.8	2.9	1.4
Jay Schmitt	C	6-8	220	Jr.	7.3	4.6	0.8
Alan Hunter	G	5-10	170	Jr.	7.3	2.3	2.3

STARTERS LOST (2)

Name	Pos	Ht	Wt	Pts	Rebs	Ast
Derek Rucker	G	6-1	170	21.7	3.7	3.3
Jeff Himes	F	6-4	205	18.1	7.5	0.8

ADDITIONAL LETTERMEN RETURNING (3)

Name	Pos	Ht	Wt	Class	Pts	Rebs	Ast
Edward Gaines	G/F	6-4	195	Jr.	5.8	3.1	0.5
Dick Seidel	F	6-6	230	Jr.	1.8	2.3	1.0
Darry Strickland	G	6-3	190	So.	1.2	0.5	0.5

ADDITIONAL LETTERMEN LOST (2)

Name	Pos	Ht	Wt	Pts	Rebs	Ast
Dean Keener	G	6-3	185	2.6	1.3	1.7
Mike Gynn	F	6-8	220	2.0	2.2	0.4

TOP NEWCOMERS

Name	Pos	Ht	Wt	Class	Hometown/High School or JC
Bruce Elder	G	6-4	170	Fr.	Marietta, GA/Lassiter
Paul Drobnitch	F	6-7	190	Fr.	Katy, TX/Taylor
Sterling Freeman	G	6-4	173	Fr.	Little Rock, AR/Hall

SAVANNAH STATE TIGERS

MARCH 2, 1989
7:30 P.M. (EST)
MIAMI ARENA
MIAMI, FLORIDA



GENERAL INFORMATION

Location: Savannah, Georgia
School Founded: 1890
Enrollment: 1,800
Conference: Southern Intercollegiate
Nickname: Tigers
Colors: Orange and Royal Blue
Home Arena: Wilcox-Wiley Gymnasium
Capacity: 2,100
All-Time Record vs. UM: First Meeting
1987-88 Record: 9-18
1987-88 Conference Record: 6-7, Third

1987-88 RESULTS (9-18)

Opponent	W-L	Score
Albany State	L	62-81
Fort Valley State	L	49-62
South Carolina State	L	50-73
Georgia Southern	L	34-67
Armstrong	W	57-53
Valdosta State	L	60-73
Columbus College	W	86-85
Valdosta State	L	73-88
FORT VALLEY STATE	L	60-70
PAINE	L	64-82
CLARK COLLEGE	W	85-86
ALBANY STATE	L	89-91
Columbus College	L	59-76
MOREHOUSE	L	60-65
BENEDICT	L	78-80
Augusta College	L	67-73
BENEDICT	W	85-83
Columbus College	L	78-81
FORT VALLEY STATE	L	62-75
ALABAMA A&M	L	75-77
Armstrong	W	67-63
MORRIS BROWN	W	87-75
PAINE	L	64-70
MOREHOUSE	W	82-77
Armstrong	W	59-55
TUSKEGEE	W	89-73
ALBANY STATE	L	99-104

PERSONNEL INFORMATION

President: Dr. Wiley S. Bolden (Alabama State '38)
Athletic Director: John H. Myles (Savannah State, '46)
SID: Lee Pearson (Savannah State, '76)
SID Phone: (912) 356-2191
SID Home Phone: (912) 232-5972
Telecopier Phone: TBA
Press Row Phone: (912) 356-2286


1988-89 SCHEDULE

Nov.	18	Columbus College
	19	Troy State
	22	BREWTON PARKER COLLEGE
Dec.	3	Clatlin
	4	The Citadel
	9	FAMU CLASSIC
	15	Florida Southern
	29	VALDOSTA STATE TOURNAMENT
Jan.	7	CLARK COLLEGE
	13	Morris Brown
	14	Clark College
	17	Albany State
	20	PAINE
	21	TUSKEGEE
	27	Ft. Valley State
	28	COLUMBUS COLLEGE
Feb.	2	PAINE
	4	FT. VALLEY STATE
	6	Brewton Parker
	11	MORRIS BROWN
	17	Alabama A&M
	18	Morehouse
	25	ALBANY STATE
Mar.	2	Miami


Home Games in CAPS

HEAD COACH ROBERT ESKEW

Alma Mater: Tennessee State, '70
Office Phone: (912) 356-2439
Best Time To Call: Mornings
Year as College Head Coach: Sixth
Overall Collegiate Record: 72-73
Year at Savannah St.: Second
Record at Savannah St.: 9-18



Robert Eskew



Steve Kelly

ASSISTANT COACHES

NAME **ALMA MATER/YEAR**
Edward Daniels Marquette, '76

STARTERS RETURNING (4)

Name	Pos	Ht	Wt	Class	Pts	Rebs	Ast
Kevin Sutton	G	6-1	165	So.	5.9	1.6	1.7
Anthony Roper	G	6-0	175	Sr.	11.7	2.3	1.6
Steve Kelly	F	6-4	175	Jr.	14.6	5.4	2.1
Keith Fields	C	6-7	200	Sr.	7.1	6.1	0.6

STARTERS LOST (1)

Name	Pos	Ht	Wt	Pts	Rebs	Ast
Jack Grant	G	5-11	173	2.9	1.5	1.7

ADDITIONAL LETTERMEN RETURNING (4)

Name	Pos	Ht	Wt	Class	Pts	Rebs	Ast
Tracey Hill	G	6-0	160	Jr.	3.7	0.6	1.4
John Pickering	F	6-5	187	So.	0.0	0.0	0.0
Sean Boston	G	6-4	175	So.	2.2	1.0	0.1
Dion Dixon	G	6-4	175	Sr.	4.0	2.9	0.6

ADDITIONAL LETTERMEN LOST (1)

Name	Pos	Ht	Wt	Pts	Rebs	Ast
Richard Summers	F	6-5	195	14.0	6.4	0.9

TOP NEWCOMERS

Name	Pos	Ht	Wt	Class	Hometown/High School or JC
Willie Jones	F	6-5	195	Jr.	Palatka, FL/St. John's River

FLORIDA INTERNATIONAL GOLDEN PANTHERS

MARCH 6, 1989
7:30 P.M. (EST)
MIAMI ARENA
MIAMI, FLORIDA

GENERAL INFORMATION

Location: Miami, Florida
School Founded: 1973
Enrollment: 16,000
Conference: Independant
Nickname: Golden Panthers
Colors: Blue and Gold
Home Arena: Sunblazer Arena
Capacity: 3,580
All-Time Record vs. UM: 0-2
1987-88 Record: 9-19

1987-88 RESULTS (9-19)

Opponent	W-L	Score
U.S. INTERNATIONAL	W	113-103
Florida State	L	75-121
Campbell	L	77-90
St. Peter's	L	61-71
TOLEDO	L	62-63
Morehead State	L	85-115
South Florida	L	67-87
Clemson	L	47-98
GEORGETOWN	L	52-78
AMERICAN	L	77-85
ROBERT MORRIS	W	78-68
Xavier	L	84-125
Radford	W	78-75
ST. FRANCIS	W	97-86
Maryland-Baltimore County	L	73-77
Central Florida	L	82-93
NEW ORLEANS	L	71-96
MORGAN STATE	W	76-71
Northern Illinois	W	73-72
Missouri-Kansas City	L	74-84
CENTRAL FLORIDA	W	94-86
Akron	L	58-103
MARYLAND-BALTIMORE COUNTY	W	93-85
XAVIER	L	95-122
U.S. International	L	93-105
MOREHEAD STATE	W	91-80
MISSOURI-KANSAS CITY	L	76-79
Miami	L	76-92



PERSONNEL INFORMATION

President: Dr. Modesto A. Maidique (MIT, '62)
Athletic Director: Dr. Richard A. Young (Ohio State, '55)
SID: Rich Kelch (St. Thomas, '78)
SID Phone: (305) 554-2756
SID Home Phone: (305) 963-0761
Telecopier Phone: (305) 554-2756
Press Row Phone: (305) 554-3164

1988-89 SCHEDULE

Nov.	25	FLORIDA MEMORIAL COLLEGE
	26	MARYLAND-EASTERN SHORE
Dec.	29	Florida State
	3	FLORIDA A&M
	5	South Florida
	10	Minnesota
	16	CAL-STATE SACRAMENTO TOURNAMENT
		Cal-State Sacramento, East
		Tennessee State, Florida
		International, Pacific
	21	GOLDEN PANTHERS TOURNAMENT
		Bali State, Florida International,
		Northwestern, Radford
Jan.	28	NORTHERN IOWA
	3	Maryland-Eastern Shore
	5	Holy Cross
	9	ARKANSAS STATE
	11	New Orleans
	14	Davidson
	16	American
	21	Central Florida
Feb.	26	DAVIDSON
	9	ROBERT MORRIS
	11	NORTHERN ILLINIOS
	13	AKRON
	18	CENTRAL FLORIDA
	22	San Diego State
	25	Nicholls State
Mar.	28	SOUTH FLORIDA
	2	Miami


Home Games in CAPS

HEAD COACH RICH WALKER

Alma Mater: Bowling Green State, '71
Office Phone: (305) 554-2100
Best Time To Call: 9-11 a.m. & 2-4 p.m.
Year as College Head Coach: 12th
Overall Collegiate Record: 124-164
Year at Florida International: 8th
Record at Florida International: 91-95



Rich Walker



Damon Armstrong

ASSISTANT COACHES

NAME **ALMA MATER/YEAR**
Ed Riggan **Grace College, '77**
Sergio Rouco **Nova, '87**

STARTERS RETURNING (0)

STARTERS LOST (5)

Name	Pos	Ht	Wt	Pts	Rebs	Ast
Sylvester Whigham	F	6-3	195	16.9	4.1	1.8
Carlton Phoenix	F	6-6	220	9.0	6.0	0.7
Jon Gordon	C	6-11	225	2.4	4.0	0.6
David Banks	G	6-0	160	10.3	2.2	1.4
Ronnie Bryant	G	5-9	155	9.2	2.2	4.3

ADDITIONAL LETTERMEN RETURNING (6)

Name	Pos	Ht	Wt	Class	Pts	Rebs	Ast
Damon Armstrong	C	6-8	212	Sr.	5.0	3.7	0.5
Diego Garcia	G	6-1	177	Jr.	6.4	1.3	0.6
Michael Lofty	G	6-3	173	Sr.	7.6	2.6	0.8
Elvis Lopez	G	5-11	185	Sr.	2.1	0.9	0.8
Charles Payne	G	6-2	182	Sr.	2.1	0.7	0.2
Robert Rowe	G	6-1	155	Sr.	7.5	2.1	2.0

ADDITIONAL LETTERMEN LOST (2)

Name	Pos	Ht	Wt	Pts	Rebs	Ast
Kevin Latimer	G	6-0	155	2.6	0.9	1.0
Steve Truett	F	6-4	210	8.2	5.0	0.5

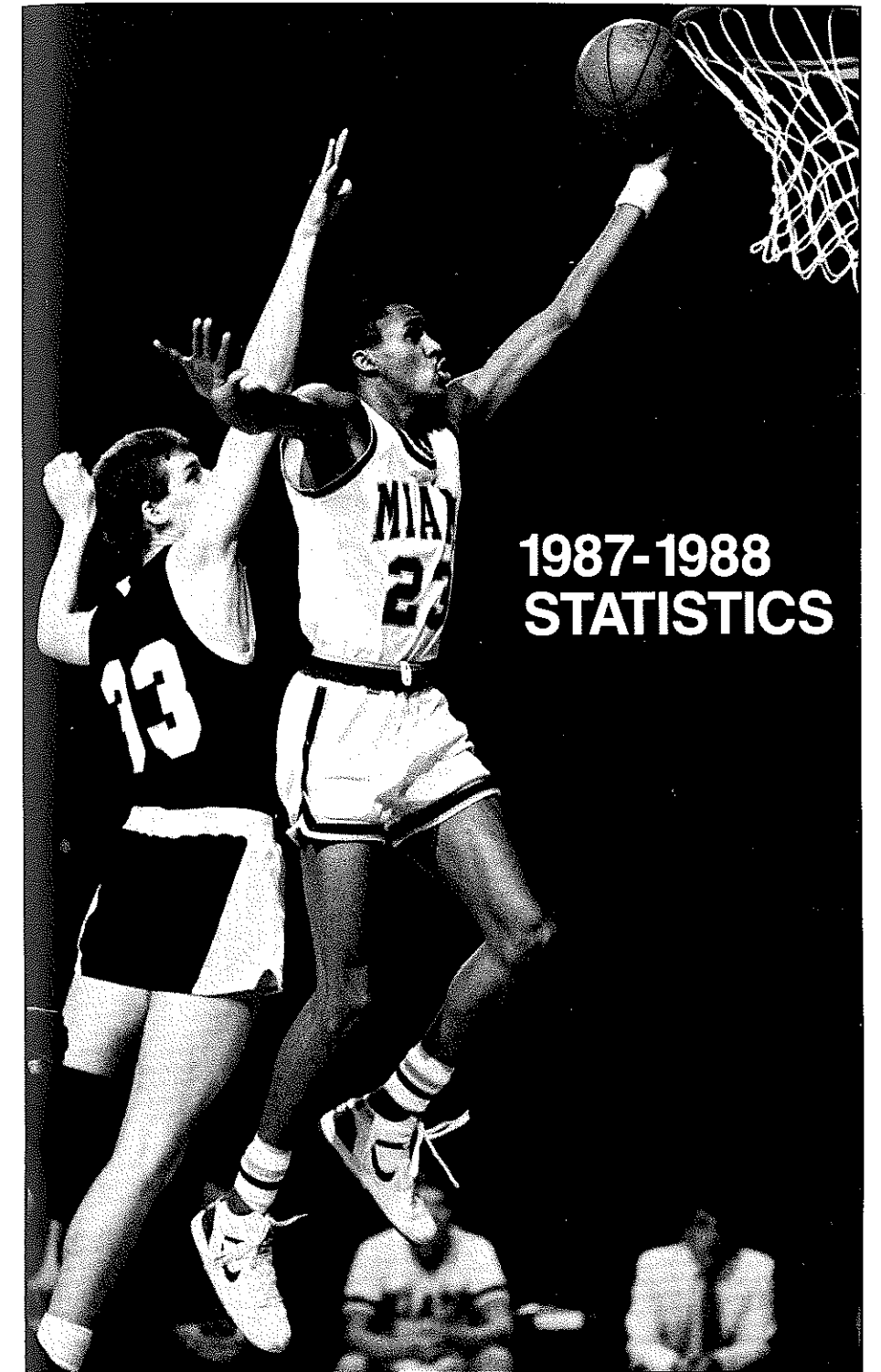

TOP NEWCOMERS

Name	Pos	Ht	Wt	Class	Hometown/High School or JC
David Gregg	C/F	6-10	197	Jr.	Hyattsville, MD/Univ. of Maryland
Bryan Hughes	G	6-1	187	Jr.	Rivera Beach, FL/Univ. of Miami
Warren Hawthorne	F	6-5	195	Jr.	Philadelphia, PA/Allan Hancock

1988 VARSITY CHEERLEADERS



Sitting (l to r) Kim Turenne, Kim Parker, Jacqui Allegue. Kneeling (l to r) Marc Chaykin, Peter Nilsson, Harrison Edelson. Standing (l to r) Craig Alkin, Dantee Navarro, Vallenti Henry, Joe Garcia. Lifted (l to r) Cindy Spangler, Maggie Carvajal, Suzie Lucic, Debbie Spangler. Not pictured: Coach Bill Rose.



1987-1988
STATISTICS

1987-88 UNIVERSITY OF MIAMI BASKETBALL STATISTICS
RECORD: 17-14 (11-7 Home, 3-5 Away, 3-2 Neutral)

NO	PLAYER	GP-GS	MIN/AV	3-POINT		REBOUNDS						TO	PF-DQ	PTS/AVG	HI					
				FGM-FGA	FG%	FGM-FGA	FG%	FTM-FTA	FT%	OFF	DEF					TOT/AVG	HI	AST	STL	BLK
32	BROWN, ERIC	30-24	894/30	193-333	.580	4-13	.308	161-229	.703	69	145	214/7.1	14	37	22	31	84	93-4	551/18.4	39
23	BURNS, DENNIS	31-28	909/29	203-400	.508	5-29	.172	67-106	.632	54	81	135/4.4	9	74	48	42	64	76-0	478/15.4	31
50	Horford, Tito	30-29	963/32	176-326	.540	0-0	.000	73-126	.579	65	206	271/9.0	18	33	12	80	106	78-2	425/14.2	28
3	PRESTO, KEVIN	31-19	760/25	81-200	.405	47-125	.376	56-60	.933	22	62	84/2.7	7	100	34	1	79	69-0	265/8.5	20
12	HOCKER, THOMAS	31-26	860/28	53-114	.465	12-39	.333	66-75	.880	16	75	91/2.9	8	136	29	1	68	38-0	185/6.0	14
10	MOORE, BRUCE	31-3	516/17	56-125	.448	19-59	.322	18-23	.783	25	77	102/3.3	9	32	17	5	39	40-0	149/4.8	12
22	WILLIAMS, LEVERTIS	22-0	227/10	30-76	.395	22-52	.423	2-3	.667	7	12	19/0.9	2	21	7	1	14	14-0	84/3.8	19
5	WARREN, JOEL	31-14	496/16	31-80	.388	16-42	.381	18-25	.720	12	39	51/1.6	8	72	19	2	36	48-1	96/3.1	16
34	Dawson, Tim	24-8	230/10	22-56	.393	0-0	.000	17-22	.773	16	31	47/2.0	7	16	4	3	21	43-1	61/2.5	10
45	RICHARDSON, MARK	23-1	166/7	21-51	.412	0-1	.000	13-20	.650	11	19	30/1.3	8	4	1	3	16	31-1	55/2.4	12
33	ROSS, JOE	16-0	67/4	12-25	.480	1-3	.333	11-14	.786	1	13	14/0.9	5	2	2	5	12	15-0	36/2.3	14
11	POLNITZ, REGGIE	17-0	114/7	8-19	.421	5-11	.455	8-13	.615	2	6	8/0.5	3	14	3	0	16	3-0	29/1.7	7
	Others	3-3	48/16	11-21	.524	0-0	.000	17-20	.850	6	5	11/3.7	5	1	0	1	8	10-0	39/13.0	24
	UNIV. OF MIAMI	6250	897-1826	491	132-374	.353	527-736	.716	306	771	1151/37.1	51	542	198	175	563	558-9	2453/79.1	110	
	Opponents	6250	922-2104	438	116-338	.343	440-645	.682	431	668	1190/38.4	50	475	288	60	472	618-12	2400/77.4	110	

TEAM REBOUNDS: UM-74, Opp-91 DEAD BALL REBOUNDS: UM-85, Opp-99
DUNKS: BURNS 56, Horford 36, BROWN 23, Dawson 3, MOORE
CHARGES TAKEN: HOCKER 4, Dawson 3, WARREN 3, PRESTO 3, MOORE 2, WILLIAMS 2, BROWN 2, RICHARDSON, Horford

Returning Players in CAPS


SITE	ATTENDANCE	GAMES	AVERAGE
Home:	41,343	18	2,297
Away:	58,673	8	7,334
Neutral:	28,450	5	5,690
Total:	139,545	31	4,501

1987-88 GAME-BY-GAME RESULTS

DATE	W-L	OPPONENT	SCORE	ATT.	HIGH SCORER(S)	HIGH REBOUNDER(S)
11/27	L	*Michigan	76-109	4,126	Brown-18	Horford-9
11/28	W	*Duquesne	84-73	4,675	Howard-24	Horford-18\$
11/29	L	*Alaska-Anchorage	77-78	4,354	Brown-18	Horford-10
12/04	W	-COLGATE	96-68	2,855	Brown-17	Horford-12
12/05	L	-SOUTH CAROLINA	63-76	2,076	Brown-26	Horford-8
12/17	W	ST. THOMAS	71-47	1,386	Brown-26	Horford-10
12/19	W	TEXAS	85-56	2,059	Horford-21	Brown-13
12/21	W	ALABAMA STATE	110-107	1,486	Brown-39\$	Brown-14
12/29	W	%American	104-70	5,392	Burns-24	Horford-11
12/30	L	%Purdue	82-110	5,622	Horford-20	Horford-7
1/02	L	GEORGETOWN	78-82	5,023	Horford-26	Brown-9
1/04	W	FAIRLEIGH DICKINSON	81-68	1,639	Brown-24	Brown-11
1/06	L	Duke	69-107	8,564	Burns-21	Moore, Burns, Horford-5
1/09	W	WINTHROP	62-60	1,743	Horford-17	Horford-7
1/11	W	MD-BALTIMORE COUNTY	75-56	1,441	Horford-20	Horford-11
1/16	L	Marquette	51-65	10,536	Brown-18	Brown-6
1/20	W	COPPIN STATE	64-54	1,326	Burns-17	Presto-7
1/23	W	SOUTH FLORIDA	80-75	2,472	Horford-28	Horford-8
1/27	W	Providence	83-77	7,249	Burns-27	Horford-14
2/01	W	Marist	79-76 (OT)	8,635	Brown-19	Brown-14
2/04	L	MONMOUTH	62-64 (OT)	1,808	Brown-15	Horford-13
2/06	L	SAN DIEGO STATE	49-56	2,778	Horford-15	Horford-11
2/09	L	Brigham Young	86-99	19,108	Brown-28	Brown-10
2/15	L	FLORIDA	73-83	5,076	Burns-23	Horford-13
2/18	L	MARIST	62-73	2,320	Brown-23	Burns-8
2/22	W	Virginia Commonwealth	96-93	4,871	Brown-39	Brown-8
2/27	L	DePAUL	82-101	3,052	Burns-27	Brown-13
3/1	W	South Florida	92-71	3,991	Brown-23	Brown-9
3/5	W	CENTRAL FLORIDA	100-80	918	Brown-26	Horford-11
3/8	L	Dayton	89-90	11,079	Burns-31	Brown-12
3/12	W	FLORIDA INTERNATIONAL	92-76	2,152	Brown-21	Burns, Moore-6

\$-Season High -City of Miami Classic *-Great Alaska Shootout
%-Eastern Airlines Palm Beach Classic

Home Games in CAPS




Eric Brown

1987-88 GAME-BY-GAME POINTS-REBOUNDS

DATE	OPPONENT	BROWN	BURNS	Dawson	HOCKER	Horford	MOORE	POLNITZ	PRESTO	RICHARDSON	ROSS	WARREN	WILLIAMS	TOTALS
11/27	Michigan	18-4	10-3	4-2	4-4	13-9	5-1	0-0	5-1	DNP	DNP	3-0	DNP	76-29
11/28	Duquesne	23-5	5-3	DNP	14-4	7-18	0-4	0-0	7-1	4-0	DNP	0-1	DNP	84-70
11/29	Alaska-Anch.	18-7	14-5	DNP	5-3	17-10	0-2	7-2	10-3	3-0	DNP	2-0	DNP	77-34
12/04	COLGATE	17-7	12-5	10-2	9-7	14-12	4-3	0-0	11-5	12-2	2-2	5-2	DNP	96-47
12/05	S CAROLINA	26-5	8-1	0-0	2-1	12-8	5-2	2-0	8-2	0-0	DNP	0-1	DNP	83-20
12/17	ST. THOMAS	26-6	6-0	5-5	6-8	6-10	4-1	0-0	14-2	2-0	0-0	2-0	0-1	71-33
12/19	TEXAS	9-13	12-5	3-0	9-4	21-8	7-4	0-0	20-4	0-2	2-2	0-1	2-0	85-43
12/21	ALA. STATE	39-14	29-4	4-3	3-2	8-12	2-2	0-0	20-4	0-3	DNP	0-2	5-0	110-46
12/29	American	15-6	24-3	0-0	7-1	14-11	0-2	5-0	16-3	8-8	8-2	4-2	3-0	104-38
12/30	Purdue	6-4	11-3	5-1	11-2	20-7	3-1	2-0	8-3	2-2	14-5	0-2	0-0	82-30
1/02	G'TOWN	18-9	10-5	DNP	6-4	26-7	2-2	DNP	14-2	0-1	DNP	2-1	DNP	78-31
1/04	F DICKINSON	24-11	11-2	DNP	5-6	20-10	10-5	0-1	4-2	2-0	DNP	5-0	DNP	81-37
1/06	Duke	8-4	21-5	0-1	7-1	17-5	2-5	0-0	2-2	2-1	1-1	3-1	6-2	69-28
1/09	WINTHROP	12-2	9-2	2-0	10-1	17-7	6-2	DNP	6-4	DNP	DNP	0-2	0-1	62-21
1/11	MARYLAND-BC	15-6	16-5	0-2	11-6	20-11	6-8	0-0	7-2	DNP	0-0	0-1	DNP	75-41
1/16	Marquette	18-6	8-1	0-2	1-3	2-5	6-5	3-0	0-3	2-0	5-1	3-2	3-1	51-29
1/20	COPPIN ST.	13-3	17-3	0-1	5-2	11-5	2-0	DNP	9-7	0-0	4-0	3-1	0-2	64-24
1/23	S. FLORIDA	DNP	14-5	4-1	8-6	28-8	6-3	DNP	7-0	8-2	DNP	2-1	3-0	80-26
1/27	Providence	12-2	27-9	4-6	11-3	18-14	2-0	DNP	0-1	0-3	DNP	9-5	0-1	83-44
2/01	Marist	19-14	12-1	4-0	4-2	10-10	7-5	DNP	5-2	2-2	DNP	16-8	0-1	79-45
2/04	MONMOUTH	15-8	8-6	2-7	3-3	10-13	10-1	DNP	6-2	DNP	0-1	5-2	3-0	62-43
2/06	SAN DIEGO ST.	2-0	7-5	6-5	2-1	15-11	8-6	DNP	0-2	DNP	0-0	0-2	9-2	49-34
2/09	Brigham Young	28-10	15-7	2-1	6-3	13-7	5-1	DNP	8-0	DNP	0-0	4-1	5-1	86-31
2/15	FLORIDA	8-7	23-3	0-1	4-4	14-13	3-3	DNP	9-2	DNP	DNP	6-5	0-1	73-39
2/18	MARIST	23-7	19-8	0-1	4-2	4-6	5-3	DNP	5-2	2-0	DNP	0-2	DNP	62-31
2/22	VCU (away)	39-8	24-6	DNP	0-0	DNP	12-6	DNP	11-4	2-1	0-0	2-0	6-1	96-26
2/27	DePAUL	16-13	27-6	DNP	0-0	15-9	0-4	DNP	11-6	0-1	DNP	4-0	9-0	82-39
3/01	S. Florida	23-9	19-2	DNP	8-0	6-1	8-5	0-3	12-4	4-1	0-0	4-3	8-2	92-30
3/05	C. FLORIDA	26-10	18-7	0-1	2-2	12-11	10-9	6-2	18-3	0-0	0-0	5-1	3-1	100-47
3/08	Dayton	14-12	31-9	0-2	8-2	24-8	0-1	DNP	7-2	DNP	DNP	5-1	0-1	89-38
3/12	FIU	21-2	11-6	0-3	10-4	11-5	9-6	4-0	5-4	0-1	0-0	2-1	19-1	92-33
TOTAL POINTS		551	478	61	185	425	149	29	265	55	36	96	84	2,453
TOTAL REBOUNDS		214	135	47	91	271	102	8	84	30	14	51	19	1,077

Returning Players in CAPS




Thomas Hocker

1987-88 MIAMI GAME-BY-GAME

OPPONENT	FG	FGA	PCT	FT	FTA	PCT	REB	PF	TP	MIN	A	TO	BLK	S
Michigan	27	59	.456	3	13	.231	19	26	.731	32	22	76	200	19 26 1 5
Duquesne	25	50	.500	1	9	.111	33	44	.750	41	22	84	200	12 19 5 2
Alaska-Anchorage	25	53	.472	6	11	.545	21	35	.600	37	16	77	200	12 24 9 2
COLGATE	35	76	.460	4	15	.266	22	24	.916	50	15	96	200	25 16 6 3
SOUTH CAROLINA	23	46	.500	3	10	.300	14	20	.700	23	16	65	200	15 22 9 6
ST. THOMAS	24	54	.431	2	11	.181	21	23	.913	35	17	71	200	11 14 4 10
TEXAS	32	63	.484	6	12	.500	15	25	.600	47	22	85	200	18 20 3 14
ALABAMA STATE	43	67	.641	7	13	.538	17	26	.653	51	21	110	200	24 26 6 5
American	39	59	.661	4	8	.500	22	31	.709	40	16	104	200	26 16 8 5
Purdue	31	63	.492	3	9	.333	17	27	.629	32	29	82	200	15 22 7 8
GEORGETOWN	28	56	.500	3	11	.282	20	27	.740	31	15	78	200	19 15 5 4
FAIRLEIGH DICKINSON	31	62	.500	2	9	.222	17	23	.739	39	13	81	200	22 15 4 7
Duke	26	67	.388	4	11	.364	13	19	.684	35	20	69	200	15 26 3 8
WINTHROP	22	41	.536	3	7	.428	15	24	.625	22	16	62	200	12 13 6 4
MD-BALTIMORE COUNTY	29	56	.517	2	9	.222	15	19	.789	44	12	75	200	18 18 8 5
Marquette	19	48	.396	5	11	.455	8	12	.667	30	22	51	200	14 20 3 3
COPPIN STATE	24	36	.667	3	10	.300	13	17	.764	25	11	64	200	14 21 1 11
SOUTH FLORIDA	29	58	.500	4	13	.307	18	24	.750	28	18	80	200	18 12 6 9
Providence	30	57	.526	3	8	.375	20	24	.833	46	21	83	200	18 20 8 7
Marist	27	64	.422	7	13	.538	18	22	.818	51	24	79	225	20 16 2 4
MONMOUTH	25	59	.423	7	19	.368	5	9	.555	45	16	62	225	18 24 9 7
SAN DIEGO STATE	18	51	.352	6	23	.260	7	17	.411	34	20	49	200	10 15 6 8
Brigham Young	32	75	.427	5	15	.333	17	21	.810	35	17	86	200	20 15 9 5
FLORIDA	28	66	.424	3	8	.375	14	24	.584	43	23	73	200	13 14 7 4
MARIST	23	65	.353	2	16	.125	14	21	.667	34	20	62	200	11 6 3 9
Virginia Commonwealth	35	82	.427	2	11	.182	21	24	.875	48	24	93	200	17 12 1 10
DePAUL	29	55	.527	7	16	.437	17	28	.607	39	17	82	200	18 25 7 6
South Florida	31	77	.430	1	7	.143	8	16	.500	48	18	71	200	22 13 0 8
CENTRAL FLORIDA	36	80	.450	6	14	.428	22	29	.758	49	11	100	200	19 12 6 14
Dayton	37	73	.507	4	16	.250	11	12	.917	39	19	89	200	25 19 5 8
FLORIDA INTERNATIONAL	29	47	.617	7	10	.700	27	36	.750	35	13	92	200	21 23 9 7

1987-88 OPPONENT GAME-BY-GAME

OPPONENT	FG	FGA	PCT	FT	FTA	PCT	REB	PF	TP	MIN	A	TO	BLK	S
Michigan	43	74	.581	4	6	.666	19	29	.655	44	20	109	200	20 17 5 10
Duquesne	30	81	.370	1	10	.100	12	19	.632	50	32	73	200	11 13 0 3
Alaska-Anchorage	34	78	.436	3	7	.429	7	14	.500	46	26	78	200	15 21 0 11
COLGATE	26	63	.412	4	7	.571	12	20	.600	31	21	68	200	12 16 0 12
SOUTH CAROLINA	30	67	.447	1	5	.200	13	15	.867	39	19	76	200	16 13 0 10
ST. THOMAS	20	56	.357	2	11	.181	5	12	.416	37	19	47	200	6 18 1 8
TEXAS	19	62	.306	2	12	.167	16	26	.615	41	22	56	200	11 23 1 12
ALABAMA STATE	41	90	.455	7	17	.411	18	27	.667	32	22	107	200	13 11 0 12
American	27	74	.364	4	12	.333	12	20	.600	35	24	70	200	11 18 2 6
Purdue	38	74	.513	4	8	.500	30	42	.714	46	23	110	200	23 14 1 11
GEORGETOWN	32	62	.516	8	15	.533	10	16	.625	30	16	82	200	16 14 3 9
FAIRLEIGH DICKINSON	24	68	.352	7	21	.333	13	17	.764	41	17	68	200	14 18 1 6
Duke	40	75	.533	4	16	.250	23	28	.821	45	18	107	200	23 15 6 16
WINTHROP	23	56	.410	1	3	.333	13	15	.866	36	24	60	200	6 13 0 2
MD-BALTIMORE COUNTY	21	60	.350	1	7	.142	13	17	.764	22	13	56	200	9 13 4 7
Marquette	23	48	.479	4	14	.286	15	28	.596	34	15	65	200	16 10 4 12
COPPIN STATE	24	48	.500	5	15	.333	1	2	.500	13	17	54	200	10 18 0 14
SOUTH FLORIDA	28	61	.459	2	5	.400	17	20	.850	37	20	75	200	14 21 1 6
Providence	25	64	.391	8	24	.333	19	28	.679	30	19	77	200	16 9 2 15
Marist	30	68	.441	5	10	.500	11	24	.458	26	21	76	225	25 11 9 10
MONMOUTH	25	63	.396	6	8	.750	8	20	.400	37	15	64	225	15 12 0 11
SAN DIEGO STATE	21	48	.437	3	9	.333	11	18	.611	39	18	56	200	5 21 1 8
Brigham Young	35	65	.538	7	13	.538	22	24	.917	42	18	99	200	26 19 4 13
FLORIDA	29	69	.420	2	12	.166	23	29	.793	46	19	83	200	9 14 2 8
MARIST	22	45	.555	7	9	.777	16	19	.842	35	20	73	200	18 20 5 3
Virginia Commonwealth	36	64	.573	4	12	.333	20	24	.833	28	18	96	200	20 17 6 3
DePAUL	41	84	.488	7	12	.583	12	22	.545	44	21	101	200	24 10 0 17
South Florida	35	56	.625	6	12	.500	16	23	.696	31	17	92	200	20 13 3 6
CENTRAL FLORIDA	36	83	.433	2	12	.166	6	12	.500	46	21	80	200	10 16 3 7
Dayton	34	69	.493	0	4	.000	22	27	.815	36	11	90	200	26 14 2 3
FLORIDA INTERNATIONAL	31	90	.344	2	16	.125	12	15	.800	45	25	76	200	16 15 2 8



Joel Warren

1987-88 MIAMI SUPERLATIVES

Points:	MIAMI TEAM HIGHS
1st Half Points:	110 vs. Alabama State
2nd Half Points:	62 vs. Alabama State
Victory Margin:	64 vs. American
Field Goals:	+34 vs. American
Field Goal Attempts:	43 vs. Alabama State
Overall FG %:	76 vs. Colgate
3-Point Field Goals:	.667 vs. Coppin State (24-26)
	7 vs. Alabama State,
	vs. Marist (A),
	vs. FIU
3-Point FG Attempts:	23 vs. San Diego State
3-Point FG %:	.700 vs. FIU (7-10)
Free Throws:	33 vs. Duquesne
Free Throw Attempts:	44 vs. Duquesne
Free Throw %:	.917 vs. Dayton (11-12)
Rebounds:	51 vs. Alabama State
	vs. Marist (A)
Rebound Margin:	+22 vs. MD-Baltimore Co
Assists:	26 vs. American
Turnovers:	26 vs. Michigan
	vs. Alabama State
	vs. Duke
Blocked Shots:	9 vs. Alaska-Anchorage
	vs. South Carolina
	vs. Monmouth
	vs. Brigham Young
	vs. FIU
Steals:	14 vs. Texas
Fouls:	29 vs. Purdue
Points:	OPPONENT HIGHS
1st Half Points:	110 by Purdue
	66 by Purdue
2nd Half Points:	62 by Michigan
Field Goals:	43 by Michigan
Field Goal Attempts:	90 by Alabama State
	by FIU
Overall FG %:	.581 by Michigan (43-74)
3-Point Field Goals:	8 by Georgetown
	by Providence
3-Point FG Attempts:	24 by Providence
3-Point FG %:	.777 by Marist (H) (7-9)
Free Throws:	30 by Purdue
Free Throw Attempts:	42 by Purdue
Free Throw %:	.917 by Brigham Young (22-24)
Rebounds:	50 by Duquesne
Assists:	26 by Brigham Young
	by Dayton
Turnovers:	23 by Texas
Blocked Shots:	9 by Marist (A)
Steals:	17 by DePaul
Fouls:	32 by Duquesne
Points:	MIAMI INDIVIDUAL HIGHS
	39 by Brown vs. Alabama State
	by Brown vs. Virginia Commonwealth
Field Goals:	15 by Brown vs. Alabama State
Field Goal Attempts:	25 by Brown vs. Dayton
Field Goal %:	.937 by Brown vs. Alabama State (15-16)
3-Point Field Goals:	5 by Williams vs. FIU
3-Point FG Attempts:	7 by Presto vs. South Carolina
	by Presto vs. Central Florida
3-Point FG %:	1.000 by Warren vs. Marist (I) (4-4)
	by Williams vs. FIU (5-5)
Free Throws:	13 by Brown vs. Virginia Commonwealth
Free Throw Attempts:	16 by Brown vs. Virginia Commonwealth
Free Throw %:	1.000 by Howard vs. Duquesne (10-10)
Rebounds:	18 by Horford vs. Duquesne
Assists:	11 by Presto vs. Alabama State
Blocked Shots:	7 by Horford vs. South Carolina
Steals:	5 by Hocker vs. Coppin State
Minutes:	43 by Horford vs. Monmouth

MIAMI TEAM LOWS
49 vs. San Diego State
14 vs. Marquette
16 vs. San Diego State
-38 vs. Duke
18 vs. San Diego State
36 vs. Coppin State
.352 vs. San Diego State (18-51)
1 vs. Duquesne
8 vs. Providence
.111 vs. Duquesne (1-9)
5 vs. Monmouth
9 vs. Monmouth
.411 vs. San Diego State (7-17)
22 vs. Winthrop
-20 vs. Virginia Commonwealth
10 vs. San Diego State
6 vs. Marist (H)
1 vs. Michigan
vs. Coppin State
1 vs. Duquesne
vs. Alaska-Anchorage
11 vs. Coppin State
vs. Central Florida
OPPONENT LOWS
47 by St. Thomas
20 by St. Thomas
by Texas
20 by San Diego State
19 by Texas
45 by Marist (H)
.306 by Texas (19-62)
0 by Dayton
3 by Winthrop
.000 by Dayton (0-4)
1 by Coppin State
2 by Coppin State
.400 by Monmouth (8-20)
13 by Coppin State
5 by San Diego State
9 by Providence
0 by several opponents
2 by Winthrop
11 by Dayton
OPPONENT INDIVIDUAL HIGHS
31 by Brundy of DePaul
15 by Brundy of DePaul
26 by Brooks of Alabama State
.818 by Mills of Michigan (9-11)
6 by Griffin of Alabama State
10 by Griffin of Alabama State
by Roberts of Fairleigh Dickinson
by Barbour of Coppin State
1.000 by Higgins of Michigan (2-2)
10 by Mitchell of Purdue
14 by Mitchell of Purdue
.900 by Coleman of South Florida (H) (9-10)
24 by Coleman of South Florida (A)
12 by Grant of Michigan
6 by Smits of Marist (A)
8 by Murdock of Providence
43 by Sanders of Monmouth

1987-88 GAME-BY-GAME INDIVIDUAL STATISTICS

32 ERIC BROWN

DATE	OPPONENT	GP-GS	MIN	FGM-FGA	FTM-FTA	3-POINT			REBOUNDS			AST	PF-DQ	TO	BLK	ST	PTS
						FGM-FGA	FTM-FTA	OFF DEF TOT	FGM-FGA	FTM-FTA	OFF DEF TOT						
11/27	Michigan	1-1	30	7-16	0-0	4-6	2 2 4	2 2 4	2 2 4	2 2 4	2 2 4	5-1	2 0 1	18			
11/28	Duquesne	1-1	30	7-12	0-0	9-10	3 2 5	1 0-0	1 1 0	23							
11/29	Alaska-Anchorage	1-1	36	5-13	0-0	8-14	3 4 7	2 2-0	4 1 0	18							
12/4	COLGATE	1-1	27	5-13	0-1	7-7	2 5 7	1 4-0	2 1 0	17							
12/5	SOUTH CAROLINA	1-1	37	10-12	0-0	6-9	2 3 5	0 2-0	1 2 1	26							
12/17	ST. THOMAS	1-1	30	10-14	0-0	6-7	3 3 6	1 4-0	1 0 1	26							
12/19	TEXAS	1-1	30	2-5	0-1	5-12	4 9 13	2 4-0	2 1 2	9							
12/21	ALABAMA STATE	1-1	32	15-16	1-1	8-12	3 11 14	0 4-0	5 2 1	39							
12/29	American	1-1	27	6-9	0-0	3-5	1 5 6	2 3-0	3 3 1	15							
12/30	Purdue	1-1	18	3-6	0-0	0-0	1 3 4	1 5-1	2 1 1	6							
1/2	GEORGETOWN	1-1	36	7-13	0-1	4-6	3 6 9	3 3-0	2 1 1	18							
1/4	FAIR, DICKINSON	1-1	36	7-16	1-2	9-11	4 7 11	5 2-0	2 2 1	24							
1/6	Duke	1-1	22	4-9	0-0	0-1	2 2 4	2 4-0	2 0 1	8							
1/9	WINTHROP	1-1	25	6-7	0-0	0-0	2 0 2	1 5-1	3 1 1	12							
1/11	MD-BALTIMORE CO.	1-1	29	5-16	0-1	5-6	2 4 6	1 2-0	6 0 0	15							
1/16	Marquette	1-1	36	6-11	1-1	5-7	1 5 6	0 4-0	0 0 0	18							
1/20	COPPIN STATE	1-1	28	4-5	0-0	5-6	0 3 3	0 3-0	4 0 1	13							
1/23	SOUTH FLORIDA			DNP													
1/27	Providence	1-0	21	3-4	0-0	6-7	0 2 2	0 2-0	0 2 0	12							
2/1	Marist	1-0	35	8-17	1-3	2-5	5 9 14	2 4-0	2 2 0	19							
2/4	MONMOUTH	1-0	30	7-14	0-1	1-1	3 5 8	1 2-0	5 1 2	15							
2/6	SAN DIEGO STATE	1-0	8	0-0	0-0	2-4	0 0 0	0 4-0	1 1 0	2							
2/9	Brigham Young	1-0	32	10-17	0-0	8-10	8 2 10	1 3-0	6 3 2	28							
2/15	FLORIDA	1-1	32	3-10	0-1	2-8	1 6 7	1 5-1	3 1 1	8							
2/18	MARIST	1-0	34	8-12	0-0	7-11	2 5 7	2 2-0	1 1 1	23							
2/22	VA Commonwealth	1-1	33	13-16	0-0	13-16	1 7 8	1 4-0	2 2 0	39							
2/27	DePAUL	1-1	39	4-9	0-0	8-12	1 12 13	1 4-0	7 1 2	16							
3/1	South Florida	1-1	28	9-10	0-0	5-6	2 7 9	0 2-0	3 1 0	23							
3/5	CENTRAL FLORIDA	1-1	26	8-12	0-0	10-13	4 6 10	1 3-0	2 0 1	26							
3/8	Dayton	1-1	35	5-9	0-0	4-4	3 9 12	3 1-0	5 0 0	14							
3/12	FLORIDA INT'L	1-1	32	6-10	0-0	9-13	1 1 2	0 1-0	5 0 0	21							
TOTALS		30-24	894	193-333	4-13	161-229	69 145 214	37 93-4	84 31 22	551							

23 DENNIS BURNS

DATE	OPPONENT	GP-GS	MIN	FGM-FGA	FTM-FTA	3-POINT			REBOUNDS			AST	PF-DQ	TO	BLK	ST	PTS
						FGM-FGA	FTM-FTA	OFF DEF TOT	FGM-FGA	FTM-FTA	OFF DEF TOT						
11/27	Michigan	1-0	14	4-6	1-3	1-2	1 2 3	0 2-0	2 1 1	10							
11/28	Duquesne	1-0	27	1-5	0-2	3-8	1 2 3	5 4-0	2 1 0	5							
11/29	Alaska-Anchorage	1-0	32	5-12	1-2	3-4	2 3 5	1 2-0	3 3 1	14							
12/4	COLGATE	1-1	29	6-19	0-3	0-0	3 2 5	3 1-0	2 1 0	12							
12/5	SOUTH CAROLINA	1-1	27	4-9	0-0	0-0	0 1 1	2 3-0	1 0 1	8							
12/17	ST. THOMAS	1-1	19	2-5	0-0	2-2	0 0 0	1 2-0	0 1 2	6							
12/19	TEXAS	1-1	24	6-10	0-0	0-0	0 5 5	1 3-0	2 2 3	12							
12/21	ALABAMA STATE	1-1	30	13-17	1-1	2-6	2 2 4	3 3-0	5 2 3	29							
12/29	American	1-1	33	11-16	0-0	2-4	0 3 3	1 3-0	1 1 1	24							
12/30	Purdue	1-1	29	5-14	0-1	1-4	2 1 3	0 1-0	0 1 1	11							
1/2	GEORGETOWN	1-1	27	2-10	0-1	6-6	2 3 5	4 2-0	0 2 1	10							
1/4	FAIR, DICKINSON	1-1	25	5-8	0-0	1-2	0 2 2	3 3-0	0 0 0	11							
1/6	Duke	1-1	29	9-16	0-1	3-5	3 2 5	0 4-0	3 2 1	21							
1/9	WINTHROP	1-1	31	4-9	0-0	1-3	0 2 2	0 2-0	1 0 1	9							
1/11	MD-BALTIMORE CO.	1-1	27	8-13	0-1	0-0	4 1 5	3 2-0	1 1 1	16							
1/16	Marquette	1-1	20	4-9	0-2	0-0	1 0 1	2 4-0	3 1 2	8							
1/20	COPPIN STATE	1-1	25	7-9	0-0	3-5	0 3 3	1 0-0	3 0 4	17							
1/23	SOUTH FLORIDA	1-1	31	6-12	0-1	2-2	3 2 5	2 3-0	1 2 2	14							
1/27	Providence	1-1	33	11-18	0-0	5-5	2 7 9	0 4-0	5 1 1	27							
2/1	Marist	1-1	28	4-10	0-0	4-5	1 0 1	1 2-0	0 0 2	12							
2/4	MONMOUTH	1-1	24	4-10	0-0	0-0	4 2 6	0 2-0	5 1 1	8							
2/6	SAN DIEGO STATE	1-1	24	3-8	1-2	0-2	1 4 5	0 4-0	1 1 2	7							
2/9	Brigham Young	1-1	28	6-17	0-3	3-4	3 4 7	4 2-0	1 0 1	15							
2/15	FLORIDA	1-1	38	9-18	0-1	5-7	2 1 3	1 3-0	3 1 0	23							
2/18	MARIST	1-1	36	8-14	0-0	3-5	5 3 8	0 2-0	1 1 4	19							
2/22	VA Commonwealth	1-1	38	12-21	0-1	0-1	2 4 6	1 3-0	2 3 3	24							
2/27	DePAUL	1-1	40	11-17	1-2	4-5	3 3 6	9 2-0	1 4 1	27							
3/1	South Florida	1-1	36	8-14	0-0	3-8	2 0 2	5 1-0	2 0 1	19							
3/5	CENTRAL FLORIDA	1-1	34	7-18	0-0	4-4	2 5 7	6 2-0	3 2 2	18							
3/8	Dayton	1-1	39	14-25	0-2	3-3	3 6 9	8 2-0	2 2 3	31							
3/12	FLORIDA INT'L	1-1	32	4-11	0-0	3-4	0 6 6	7 3-0	8 5 1	11							
TOTALS		31-28	909	203-400	5-29	67-106	54 81 135	74 76-0	64 42 48	478							

34 TIM DAWSON

34 TIM DAWSON		3-POINT				REBOUNDS													
DATE	OPPONENT	GP-GS	MIN	FGM-FGA	FGM-FGA	FTM-FTA	OFF	DEF	TOT	AST	PF-DQ	TO	BLK	ST	PTS				
11/27	Michigan	1-0	9	1-3	0-0	2-2	0	2	2	0	2-0	0	0	1	4				
11/28	Duquesne			DNP															
11/29	Alaska-Anchorage			DNP															
12/4	COLGATE	1-0	9	2-2	0-0	6-7	0	2	2	0	1-0	3	0	0	10				
12/5	SOUTH CAROLINA	1-0	4	0-0	0-0	0-1	0	0	0	0	0-0	1	0	0	0				
12/17	ST. THOMAS	1-0	9	1-4	0-0	3-4	5	0	5	0	3-0	0	0	0	5				
12/19	TEXAS	1-0	8	1-2	0-0	1-2	0	0	0	0	3-0	2	0	0	3				
12/21	ALABAMA STATE	1-0	8	1-3	0-0	2-2	1	2	3	0	2-0	1	0	0	4				
12/29	American	1-0	4	0-0	0-0	0-0	0	0	0	0	1-0	1	0	0	0				
12/30	Purdue	1-0	8	2-3	0-0	1-2	0	1	1	1	0-0	0	0	0	5				
1/2	GEORGETOWN			DNP															
1/4	FAIR. DICKINSON			DNP															
1/6	Duke	1-0	5	0-0	0-0	0-0	0	1	1	1	0-0	1	0	0	0				
1/9	WINTHROP	1-0	6	1-1	0-0	0-0	0	0	0	0	1-0	1	0	0	2				
1/11	MD-BALTIMORE CO.	1-0	4	0-3	0-0	0-0	1	1	2	0	1-0	1	1	0	0				
1/16	Marquette	1-0	4	0-1	0-0	0-0	0	2	2	0	2-0	0	0	0	0				
1/20	COPPIN STATE	1-0	5	0-0	0-0	0-0	0	1	1	1	0-0	0	0	0	0				
1/23	SOUTH FLORIDA	1-1	17	2-3	0-0	0-0	0	1	1	3	5-1	2	1	0	4				
1/27	Providence	1-1	20	2-7	0-0	0-0	3	3	6	3	4-0	1	1	1	4				
2/1	Marist	1-1	13	1-4	0-0	2-2	0	0	0	2	3-0	1	0	0	4				
2/4	MONMOUTH	1-1	15	1-3	0-0	0-0	1	6	7	2	2-0	1	0	0	2				
2/6	SAN DIEGO STATE	1-1	30	3-6	0-0	0-0	3	2	5	0	2-0	2	0	0	6				
2/9	Brigham Young	1-1	14	1-3	0-0	0-0	1	0	1	2	3-0	1	0	0	2				
2/15	FLORIDA	1-0	16	3-4	0-0	0-0	0	1	1	1	4-0	0	0	0	6				
2/18	MARIST	1-1	6	0-4	0-0	0-0	1	0	1	0	1-0	0	0	1	0				
2/22	VA Commonwealth			DNP															
2/27	DePAUL			DNP															
3/1	South Florida			DNP															
3/5	CENTRAL FLORIDA	1-0	3	0-0	0-0	0-0	0	1	1	0	0-0	0	0	0	0				
3/8	Dayton	1-0	5	0-0	0-0	0-0	0	2	2	0	2-0	1	0	1	0				
3/12	FLORIDA INT'L	1-1	8	0-0	0-0	0-0	0	3	3	0	1-0	1	0	0	0				
TOTALS		24-8	230	22-56	0-0	17-22	16	31	47	16	43-1	21	3	4	61				

50 TITO HORFORD

		3-POINT					REBOUNDS											
DATE	OPPONENT	GP-GS	MIN	FGM-FGA	FGM-FGA	FTM-FTA	OFF	DEF	TOT	AST	PF-DQ	TO	BLK	ST	PTS			
11/27	Michigan	1-1	31	6-8	0-0	1-3	0	9	9	0	3-0	2	0	0	13			
11/28	Duquesne	1-1	35	2-6	0-0	3-8	6	12	18	0	2-0	5	3	0	7			
11/29	Alaska-Anchorage	1-1	35	7-14	0-0	3-5	2	8	10	2	2-0	5	3	0	17			
12/4	COLGATE	1-1	27	6-12	0-0	2-0	4	8	12	0	2-0	1	3	0	14			
12/5	SOUTH CAROLINA	1-1	36	4-7	0-0	4-6	2	6	8	1	3-0	8	7	0	12			
12/17	ST. THOMAS	1-1	30	3-8	0-0	0-0	2	8	10	0	2-0	4	1	0	6			
12/19	TEXAS	1-1	31	9-13	0-0	3-5	2	6	8	1	3-0	3	0	2	21			
12/21	ALABAMA STATE	1-1	33	3-7	0-0	2-2	0	12	12	2	3-0	7	2	0	8			
12/29	American	1-1	29	6-10	0-0	2-4	0	11	11	5	4-0	3	1	0	14			
12/30	Purdue	1-1	22	8-15	0-0	4-7	2	5	7	0	5-1	3	4	0	20			
1/2	GEORGETOWN	1-1	40	10-13	0-0	6-9	3	4	7	2	2-0	4	2	0	26			
1/4	FAIR. DICKINSON	1-1	37	10-17	0-0	0-2	2	8	10	1	2-0	2	2	2	20			
1/6	Duke	1-1	30	5-9	0-0	7-9	2	3	5	3	4-0	4	1	1	17			
1/9	WINTHROP	1-1	34	6-9	0-0	5-11	2	5	7	2	3-0	3	3	0	17			
1/11	MD-BALTIMORE CO.	1-1	37	8-11	0-0	4-6	3	8	11	0	1-0	4	6	0	20			
1/16	Marquette	1-1	30	1-4	0-0	0-1	1	4	5	0	0-0	4	2	1	2			
1/20	COPPIN STATE	1-1	32	5-5	0-0	1-1	1	4	5	3	2-0	4	1	0	11			
1/23	SOUTH FLORIDA	1-1	37	11-19	0-0	6-9	3	5	8	0	4-0	6	3	1	28			
1/27	Providence	1-1	30	8-15	0-0	2-3	3	11	14	1	3-0	6	4	0	18			
2/1	Marist	1-1	33	5-11	0-0	0-0	2	8	10	0	5-1	4	0	0	10			
2/6	SAN DIEGO STATE	1-1	43	4-11	0-0	2-4	2	11	13	1	2-0	1	6	1	10			
2/9	Brigham Young	1-1	29	6-14	0-0	1-1	2	5	7	2	3-0	2	6	0	15			
2/15	FLORIDA	1-1	32	6-19	0-0	2-3	5	8	13	0	3-0	2	4	0	14			
2/18	MARIST	1-1	28	2-9	0-0	0-1	1	5	6	1	4-0	2	1	0	4			
2/22	VA Commonwealth			DNP														
2/27	DePAUL	1-1	36	6-9	0-0	3-9	1	8	9	2	0-0	2	2	0	15			
3/1	South Florida	1-1	25	3-6	0-0	0-0	0	1	1	1	3-0	3	1	0	6			
3/5	CENTRAL FLORIDA	1-1	29	5-12	0-0	2-2	3	8	11	1	0-0	3	4	2	12			
3/8	Dayton	1-1	34	11-16	0-0	2-3	5	3	8	0	4-0	3	3	0	24			
3/12	FLORIDA INT'L	1-0	23	5-8	0-0	1-2	0	5	5	1	0-0	0	2	1	11			
TOTALS		30-29	963	176-326	0-0	73-126	65	206	271	33	78-2	106	80	12	425			

20 BRUCE MOORE

		3-POINT					REBOUNDS													
DATE	OPPONENT	GP-GS	MIN	FGM-FGA	FGM-FGA	FTM-FTA	OFF	DEF	TOT	AST	PF-DQ	TO	BLK	ST	PTS					
11/27	Michigan	1-1	28	2-5	1-3	0-0	1	0	1	1	3-0	5	0	0	5					
11/28	Duquesne	1-1	17	0-5	0-4	0-0	0	4	4	0	1-0	2	0	0	0					
11/29	Alaska-Anchorage	1-0	3	0-0	0-0	0-0	1	1	2	0	0-0	1	1	0	0					
12/4	COLGATE	1-0	11	2-5	1-0	0-0	2	1	3	3	0-0	0	0	0	4					
12/5	SOUTH CAROLINA	1-0	15	2-4	1-2	0-0	0	2	2	0	0-0	3	0	0	5					
12/17	ST. THOMAS	1-0	15	2-4	0-1	0-0	0	1	1	0	1-0	0	0	0	4					
12/19	TEXAS	1-0	16	3-6	1-3	0-0	2	2	4	2	1-0	1	0	0	7					
12/21	ALABAMA STATE	1-0	10	1-3	0-2	0-1	0	2	2	1	3-0	0	0	0	2					
12/29	American	1-0	5	0-0	0-0	0-0	0	2	2	1	0-0	0	0	0	0					
12/30	Purdue	1-0	9	1-1	1-1	0-0	0	1	1	1	1-0	1	0	0	3					
1/2	GEORGETOWN	1-0	13	1-2	1-0	0-0	0	2	2	1	1-0	0	0	0	2					
1/4	FAIR. DICKINSON	1-0	16	4-5	0-0	2-2	3	2	5	1	1-0	3	0	1	10					
1/6	Duke	1-0	18	1-4	0-1	0-0	1	4	5	0	0-0	0	0	0	2					
1/9	WINTHROP	1-0	24	1-3	0-0	4-4	0	2	2	1	2-0	1	1	0	6					
1/11	MD-BALTIMORE CO.	1-0	21	3-4	0-1	0-1	2	6	8	1	2-0	1	0	2	6					
1/16	Marquette	1-0	21	3-7	0-1	0-0	1	4	5	0	1-0	2	0	0	6					
1/20	COPPIN STATE	1-1	26	1-3	0-2	0-0	0	0	0	2	0-0	2	0	0	2					
1/23	SOUTH FLORIDA	1-0	18	2-2	2-2	0-0	2	1	3	0	1-0	1	0	1	6					
1/27	Providence	1-0	7	1-1	0-0	0-0	0	0	0	0	0-0	0	0	2	2					
2/1	Marist	1-0	17	2-3	1-2	2-2	1	4	5	0	0-0	1	0	0	7					
2/4	MONMOUTH	1-0	21	3-5	2-4	2-2	1	0	1	2	3-0	1	0	0	10					
2/6	SAN DIEGO STATE	1-0	23	3-7	2-5	0-2	0	6	6	2	2-0	0	0	2	8					
2/9	Brigham Young	1-0	14	2-4	1-3	0-0	0	1	1	2	1-0	0	0	0	5					
2/15	FLORIDA	1-0	11	1-2	1-1	0-0	2	1	3	0	1-0	1	1	0	3					
2/18	MARIST	1-0	21	1-9	1-6	2-2	2	1	3	0	2-0	0	0	1	5					
2/22	VA Commonwealth	1-0	32	4-9	2-5	2-2	0	6	6	4	2-0	4	0	0	12					
2/27	DePAUL	1-0	14	0-3	0-0	0-0	1	3	4	0	3-0	5	0	0	0					
3/1	South Florida	1-0	19	3-5	2-3	0-0	0	5	5	0	3-0	2	0	1	8					
3/5	CENTRAL FLORIDA	1-0	21	4-7	1-0	2-3	2	7	9	3	0-0	1	0	3	10					
3/8	Dayton	1-0	7	0-2	0-1	0-0	0	1	1	1	3-0	0	0	0	0					
3/12	FLORIDA INT'L	1-0	23	3-5	1-3	2-2	1	5	6	3	2-0	1	2	1	9					
TOTALS		31-3	516	56-125	19-59	18-23	25	77	102	32	40-0	39	5	17	149					

11 REGGIE POLNITZ

11 REGGIE POLINIZ		3-POINT					REBOUNDS									
DATE	OPPONENT	GP-GS	MIN	FGM-FGA	FGM-FGA	FTM-FTA	OFF	DEF	TOT	AST	PF-DQ	TO	BLK	ST	PTS	
11/27	Michigan	1-0	9	0-2	0-2	0-0	0	0	0	5	0-0	3	0	1	0	
11/28	Duquesne	1-0	5	0-0	0-0	0-0	0	0	0	0	0-0	1	0	0	0	
11/29	Alaska-Anchorage	1-0	18	2-2	2-2	1-2	1	1	2	1	1-0	3	0	0	7	
12/4	COLGATE	1-0	11	0-1	0-0	0-0	0	0	0	1	0-0	1	0	0	0	
12/5	SOUTH CAROLINA	1-0	3	0-1	0-0	2-2	0	0	0	0	0-0	1	0	0	2	
12/17	ST. THOMAS	1-0	9	0-1	0-1	0-0	0	0	0	0	0-0	0	0	0	0	
12/19	TEXAS	1-0	7	0-0	0-0	0-0	0	0	0	1	0-0	1	0	0	0	
12/21	ALABAMA STATE	1-0	4	0-1	0-0	0-0	0	0	0	1	0-0	0	0	0	0	
12/29	American	1-0	7	2-2	1-1	0-0	0	0	0	1	0-0	2	0	0	5	
12/30	Purdue	1-0	9	1-3	0-0	0-1	0	0	0	0	0-0	0	0	0	2	
1/2	GEORGETOWN			DNP												
1/4	FAIR. DICKINSON	1-0	4	0-2	0-2	0-0	0	1	1	0	0-0	0	0	0	0	
1/6	Duke	1-0	5	0-0	0-0	0-0	0	0	0	1	0-0	0	0	0	0	
1/9	WINTHROP			DNP												
1/11	MD-BALTIMORE CO.	1-0	1	0-1	0-1	0-0	0	0	0	1	0-0	0	0	0	0	
1/16	Marquette	1-0	1-0	6	1-1	1-1	0	0	0	0	2-0	1	0	0	3	
1/20	COPPIN STATE			DNP												
1/23	SOUTH FLORIDA			DNP												
1/27	Providence			DNP												
2/1	Marist			DNP												
2/4	MONMOUTH			DNP												
2/6	SAN DIEGO STATE			DNP												
2/9	Brigham Young			DNP												
2/15	FLORIDA			DNP												
2/18	MARIST			DNP												
2/22	VA Commonwealth			DNP												
2/27	DePAUL			DNP												
3/1	South Florida	1-0	4	0-0	0-0	0-1	0	3	3	1	0-0	2	0	0	0	
3/5	CENTRAL FLORIDA	1-0	10	2-2	1-1	1-2	1	1	2	0	0-0	0	0	2	6	
3/8	Dayton			DNP												
3/12	FLORIDA INT'L	1-0	2	0-0	0-0	4-5	0	0	0	1	0-0	1	0	0	4	
TOTALS		17-0	114	8-19	5-11	8-13	2	6	8	14	3-0	16	0	3	29	

45 MARK RICHARDSON


DATE	OPPONENT	GP-GS	MIN	FGM-FGA	3-POINT		FTM-FTA	REBOUNDS							PF-DQ	TO	BLK	ST	PTS
					FGM-FGA	FTM-FTA		OFF	DEF	TOT	AST	PF-DQ	TO	BLK					
11/27	Michigan				DNP														
11/28	Duquesne	1-0	3	1-1	0-0	2-2	0	0	0	0	2-0	1	0	0	0				4
11/29	Alaska-Anchorage	1-0	5	1-1	0-0	1-2	0	0	0	0	1-0	0	0	0	0				3
12/4	COLGATE	1-0	12	5-6	0-0	2-2	1	1	2	1	0-0	0	0	0	1				12
12/5	SOUTH CAROLINA	1-0	3	0-0	0-0	0-0	0	0	0	0	0-0	0	0	0	0				0
12/17	ST. THOMAS	1-0	10	1-4	0-0	0-0	0	0	0	0	1-0	1	1	0	0				2
12/19	TEXAS	1-0	8	0-4	0-0	0-0	1	1	2	0	2-0	1	0	0	0				0
12/21	ALABAMA STATE	1-0	7	0-1	0-0	0-0	1	2	3	0	1-0	1	0	0	0				0
12/29	American	1-0	16	2-3	0-0	4-5	4	4	8	0	2-0	1	2	0	0				8
12/30	Purdue	1-0	15	1-3	0-0	0-0	0	2	2	0	3-0	3	0	0	0				2
1/2	GEORGETOWN	1-0	4	0-1	0-0	0-0	0	0	1	0	0-0	1	0	0	0				0
1/4	FAIR. DICKINSON	1-0	6	1-3	0-0	0-0	0	0	0	0	1-0	1	0	0	0				2
1/6	Duke	1-0	5	1-2	0-0	0-0	1	0	1	0	0-0	1	0	0	0				2
1/9	WINTHROP				DNP														
1/11	MD-BALTIMORE CO.				DNP														
1/16	Marquette	1-0	6	0-1	0-0	2-2	0	0	0	1	2-0	0	0	0	0				2
1/20	COPPIN STATE	1-0	3	0-0	0-0	0-1	0	0	0	0	0-0	0	0	0	0				0
1/23	SOUTH FLORIDA	1-0	17	3-6	0-0	2-4	1	1	2	0	0-0	0	0	0	0				8
1/27	Providence	1-0	7	0-1	0-0	0-0	0	3	3	1	0-0	2	0	0	0				0
2/1	Marist	1-0	8	1-2	0-0	0-0	0	2	2	0	5-1	0	0	0	0				2
2/4	MONMOUTH				DNP														
2/6	SAN DIEGO STATE				DNP														
2/9	Brigham Young				DNP														
2/15	FLORIDA				DNP														
2/18	MARIST	1-0	11	1-4	0-1	0-0	0	0	0	1	3-0	0	0	0	0				2
2/22	VA Commonwealth	1-1	11	1-2	0-0	0-0	0	1	1	0	3-0	1	0	0	0				2
2/27	DePAUL	1-0	2	0-0	0-0	0-0	1	0	1	0	1-0	1	0	0	0				0
3/1	South Florida	1-0	5	2-3	0-0	0-0	0	1	1	0	3-0	0	0	0	0				4
3/5	CENTRAL FLORIDA	1-0	1	0-3	0-0	0-0	0	0	0	0	1-0	0	0	0	0				0
3/8	Dayton				DNP														
3/12	FLORIDA INT'L	1-0	1	0-0	0-0	0-2	0	1	1	0	0-0	1	0	0	0				0
TOTALS		23-1	166	21-51	0-1	13-20	11	19	30	4	31-1	16	3	1	55				

33 JOE ROSS

DATE	OPPONENT	GP-GS	MIN	FGM-FGA	3-POINT		FTM-FTA	REBOUNDS							PF-DQ	TO	BLK	ST	PTS
					FGM-FGA	FTM-FTA		OFF	DEF	TOT	AST	PF-DQ	TO	BLK					
11/27	Michigan				DNP														
11/28	Duquesne				DNP														
11/29	Alaska-Anchorage				DNP														
12/4	COLGATE	1-0	5	1-3	0-0	0-0	0	2	2	0	2-0	1	1	0	0				2
12/5	SOUTH CAROLINA				DNP														
12/17	ST. THOMAS	1-0	1	0-0	0-0	0-0	0	0	0	0	0-0	0	0	0	0				0
12/19	TEXAS	1-0	3	1-3	0-0	0-0	1	1	2	0	0-0	0	0	0	0				2
12/21	ALABAMA STATE				DNP														
12/29	American	1-0	4	2-3	0-0	4-4	0	2	2	1	0-0	1	1	0	0				8
12/30	Purdue	1-0	16	4-4	0-0	6-6	0	5	5	0	4-0	2	1	1	14				
1/2	GEORGETOWN				DNP														
1/4	FAIR. DICKINSON				DNP														
1/6	Duke	1-0	9	0-3	0-0	1-2	0	1	1	0	4-0	4	0	0	1				
1/9	WINTHROP				DNP														
1/11	MD-BALTIMORE CO.	1-0	1	0-0	0-0	0-0	0	0	0	0	1-0	0	0	0	0				0
1/16	Marquette	1-0	3	2-3	1-2	0-0	0	0	1	0	1-0	0	0	0	0				5
1/20	COPPIN STATE	1-0	5	2-2	0-0	0-0	0	0	0	0	1-0	0	0	0	4				
1/23	SOUTH FLORIDA				DNP														
1/27	Providence				DNP														
2/1	Marist				DNP														
2/4	MONMOUTH	1-0	2	0-0	0-0	0-0	0	1	1	0	0-0	2	0	0	0				0
2/6	SAN DIEGO STATE	1-0	5	0-2	0-0	0-0	0	0	0	1	1-0	0	0	0	0				0
2/9	Brigham Young	1-0	2	0-1	0-0	0-0	0	0	0	0	0-0	1	0	0	0				0
2/15	FLORIDA				DNP														
2/18	MARIST				DNP														
2/22	VA Commonwealth	1-0	6	0-0	0-0	0-0	0	0	0	0	1-0	1	1	0	0				0
2/27	DePAUL				DNP														
3/1	South Florida	1-0	3	0-0	0-0	0-0	0	0	0	0	0-0	0	1	0	0				0
3/5	CENTRAL FLORIDA	1-0	1	0-1	0-1	0-2	0	0	0	0	0-0	0	0	0	0				0
3/8	Dayton				DNP														
3/12	FLORIDA INT'L	1-0	1	0-0	0-0	0-0	0	0	0	0	0-0	0	0	1	0				0
TOTALS		16-0	67	12-25	1-3	11-14	1	13	14	2	15-0	12	5	2	36				

5 JOEL WARREN

		3-POINT					REBOUNDS										
DATE	OPPONENT	GP-GS	MIN	FGM-FGA	FGM-FGA	FTM-FTA	OFF	DEF	TOT	AST	PF-DQ	TO	BLK	ST	PTS		
11/27	Michigan	1-0	10	1-2	1-2	0-0	0	0	0	3	1-0	2	0	0	3		
11/28	Duquesne	1-0	14	0-1	0-0	0-0	0	1	1	2	3-0	2	0	1	0		
11/29	Alaska-Anchorage	1-0	13	0-0	0-0	2-4	0	0	0	2	2-0	1	0	1	2		
12/4	COLGATE	1-0	14	2-3	1-2	0-0	0	2	2	4	0-0	3	0	0	5		
12/5	SOUTH CAROLINA	1-0	2	0-0	0-0	0-0	0	1	1	1	2-0	1	0	0	0		
12/17	ST. THOMAS	1-0	9	0-2	0-2	2-2	0	0	0	2	1-0	1	0	2	2		
12/19	TEXAS	1-0	10	0-2	0-0	0-0	1	0	1	2	0-0	0	0	1	0		
12/21	ALABAMA STATE	1-0	5	0-0	0-0	0-0	1	1	2	1	0-0	0	0	0	0		
12/29	American	1-0	7	2-2	0-0	0-0	1	1	2	2	1-0	0	0	0	4		
12/30	Purdue	1-0	14	0-2	0-2	0-0	1	1	2	2	1-0	2	0	0	0		
1/2	GEORGETOWN	1-0	9	1-3	0-0	0-0	1	0	1	3	0-0	0	0	1	2		
1/4	FAIR, DICKINSON	1-0	18	1-3	1-2	2-2	0	0	0	3	1-0	0	0	1	5		
1/6	Duke	1-0	14	1-2	1-1	0-0	1	0	1	2	0-0	2	0	0	3		
1/9	WINTHROP	1-0	3	0-0	0-0	0-0	0	2	2	1	0-0	0	0	1	0		
1/11	MD-BALTIMORE CO.	1-0	5	0-0	0-0	0-0	1	0	1	1	0-0	1	0	0	0		
1/16	Marquette	1-0	16	1-4	1-2	0-0	0	2	2	1	2-0	3	0	0	3		
1/20	COPPIN STATE	1-0	13	1-3	1-3	0-0	0	1	1	1	0-0	1	0	0	3		
1/23	SOUTH FLORIDA	1-1	22	0-4	0-2	2-2	0	1	1	5	3-0	1	0	2	2		
1/27	Providence	1-1	34	3-5	2-4	1-2	1	4	5	6	4-0	2	0	1	9		
2/1	Marist	1-1	35	4-7	4-4	4-4	2	6	8	3	2-0	2	0	2	16		
2/4	MONMOUTH	1-1	26	2-6	1-4	0-2	1	1	2	2	3-0	2	0	1	5		
2/6	SAN DIEGO STATE	1-1	18	0-1	0-1	0-1	0	2	2	0	0-0	1	1	0	0		
2/9	Brigham Young	1-1	27	1-5	0-2	2-2	0	1	1	2	3-0	0	0	0	4		
2/15	FLORIDA	1-1	27	2-2	1-1	1-2	1	4	5	4	5-1	2	1	2	6		
2/18	MARIST	1-1	24	0-4	0-2	0-0	0	2	2	2	1-0	1	0	0	0		
2/22	VA Commonwealth	1-1	28	1-3	0-0	0-0	0	0	0	3	3-0	1	0	0	2		
2/27	DePAUL	1-1	17	2-3	0-1	0-0	0	0	0	2	3-0	2	0	0	4		
3/1	South Florida	1-1	16	2-3	0-1	0-0	0	3	3	4	2-0	1	0	0	4		
3/5	CENTRAL FLORIDA	1-1	17	2-4	1-2	0-0	0	1	1	1	2-0	0	0	0	5		
3/8	Dayton	1-1	19	2-3	1-1	0-0	0	1	1	3	2-0	1	0	2	5		
3/12	FLORIDA INT'L	1-1	10	0-1	0-1	2-2	0	1	1	2	1-0	1	0	1	2		
TOTALS		31-14	496	31-80	16-42	18-25	12	39	51	72	48-1	36	2	19	96		



Head Coach Bill Foster, Assistant Coaches Gary Tuell and Daniel Chu

1987-88 BOX SCORES

NOVEMBER 27, 1987 MICHIGAN 109, MIAMI 76 GREAT ALASKA SHOOTOUT SULLIVAN ARENA, ANCHORAGE, ALASKA

MICHIGAN	FGM-FGA	FTM-FTA	R	PF	A	MIN	TP
RICE, GLEN	8-17	5-6	6	2	1	28	22
MILLS, TERRY	9-11	4-5	2	1	0	26	22
HUGHES, MARK	3-4	2-3	8	3	1	21	8
ROBINSON, RAMUEL	3-6	0-0	3	2	4	27	6
GRANT, GARY	9-18	2-5	7	2	12	35	21
Griffin, Mike	1-1	3-4	2	3	0	15	5
Higgins, Sean	5-6	2-2	4	1	2	18	12
Vaught, Loy	2-6	1-2	9	4	0	19	5
Stoyko, Steve	2-2	0-0	1	1	1	3	4
Tait, Bob	0-1	0-0	0	1	0	2	0
Oosterbaan, J.P.	1-2	2-4	0	0	0	6	4
TEAM TOTALS	43-74	19-29	44	20	20	200	109

FG% 1st Half 19-36 (.527), 2nd Half 24-38 (.631), Game 43-74 (.581);
FT% 1st Half 7-10 (.700), 2nd Half 12-19 (.632), Game 19-29 (.655);
3-PT Goals 4-6 (.667) Higgins 2, Rice, Grant; Deadball Rebounds 2.

MIAMI	FGM-FGA	FTM-FTA	R	PF	A	MIN	TP
BROWN, ERIC	7-16	4-6	4	5	2	30	18
HOWARD, LEMUEL	4-11	6-8	5	3	0	20	14
HORFORD, TITO	6-8	1-3	9	3	0	31	13
HOCKER, THOMAS	1-3	2-2	4	2	5	24	4
MOORE, BRUCE	2-5	0-0	1	3	1	28	5
Presto, Kevin	1-3	3-4	1	1	3	25	5
Warren, Joel	1-2	1-2	0	1	3	10	3
Polnitz, Reggie	0-2	0-0	0	0	5	9	0
Burns, Dennis	4-6	1-2	3	2	0	14	10
Dawson, Tim	1-3	2-2	2	2	0	9	4
TEAM TOTALS	27-59	19-27	32	22	19	200	76

FG% 1st Half 14-32 (.438), 2nd Half 13-27 (.481), Game 27-59 (.458);
FT% 1st Half 11-15 (.732), 2nd Half 8-11 (.727), Game 19-27 (.731);
3-pt Goals 3-13 (.231) Presto, Warren, Burns; Deadball Rebounds 3.

SCORE BY PERIODS	1	2	F
Michigan	47	62	109
Miami	40	36	76

OFFICIALS: Willson, Spidahl, Smith
ATTENDANCE: 4,126

NOVEMBER 28, 1987 MIAMI 84, DUQUESNE 73 GREAT ALASKA SHOOTOUT SULLIVAN ARENA, ANCHORAGE, ALASKA

MIAMI	FGM-FGA	FTM-FTA	R	PF	A	MIN	TP
BROWN, ERIC	7-12	9-10	5	0	1	30	23
HOWARD, LEMUEL	7-10	10-10	4	4	0	19	24
HORFORD, TITO	2-6	3-8	18	2	0	35	7
HOCKER, THOMAS	5-7	4-4	4	2	4	32	14
MOORE, BRUCE	0-5	0-0	4	1	0	17	0
Presto, Kevin	2-3	2-2	1	4	0	18	7
Warren, Joel	0-1	0-0	1	3	2	14	0
Polnitz, Reggie	0-0	0-0	0	0	0	14	0
Burns, Dennis	1-5	3-8	3	4	5	27	5
Richardson, Mark	1-1	2-2	0	2	0	3	4
TEAM TOTALS	25-50	33-44	41	22	12	200	84

FG% 1st Half 12-28 (.429), 2nd Half 13-22 (.591), Game 25-50 (.500);
FT% 1st Half 17-22 (.773), 2nd Half 16-22 (.727), Game 33-44 (.750);
3-PT Goals 1-9 (.111) Presto; Deadball Rebounds 1.

DUQUESNE	FGM-FGA	FTM-FTA	R	PF	A	MIN	TP
NEUHAUS, ARND	6-9	0-0	6	4	0	20	12
WHITE, DARRELL	2-7	2-2	2	4	0	19	6
FREEMAN, PETE	4-8	1-4	11	4	0	23	9
SHANAHAN, BRIAN	6-16	0-2	9	4	4	35	12
ADAMS, CLAYTON	2-7	2-3	6	2	2	27	6
Anselmino, Brian	0-2	0-0	1	2	0	2	0
Dobbs, Collins	8-18	5-6	4	4	2	25	21
Petrarca, Tony	1-6	0-0	5	1	3	23	3
McCarthy, Kevin	0-4	2-2	2	4	0	10	2
Balog, Jim	1-4	0-0	3	3	0	16	2
TEAM TOTALS	30-81	12-19	50	32	11	200	73

FG% 1st Half 12-42 (.286), 2nd Half 18-39 (.462), Game 30-81 (.370);
FT% 1st Half 6-9 (.667), 2nd Half 6-10 (.600), Game 12-29 (.632); 3-pt
Goals 1-10 (.100) Petrarca; Deadball Rebounds 2.

SCORE BY PERIODS	1	2	F
Miami	41	43	84
Duquesne	30	43	73

OFFICIALS: Fraim, Smith, Spidahl
ATTENDANCE: 4,675

NOVEMBER 29, 1987 ALASKA-ANCHORAGE 78, MIAMI 77 GREAT ALASKA SHOOTOUT SULLIVAN ARENA, ANCHORAGE, ALASKA

ALASKA-ANCHORAGE	FGM-FGA	FTM-FTA	R	PF	A	MIN	TP
PARRISH, AVERIAN	10-24	0-2	10	4	4	39	20
BARTLEY, DALE	5-9	1-1	8	5	0	19	11
SHEEDY, JEFF	2-5	2-2	2	2	0	22	6
JOHNSON, MICHAEL	11-22	1-1	5	3	2	36	26
ROBATEAU, VERN	4-9	2-2	1	2	1	29	10
Carpenter, Mark	1-4	0-0	2	1	5	22	2
Childs, Mike	0-2	0-0	2	1	0	9	0
McCleary, Race	0-0	0-0	1	4	1	9	0
Russ, Bobby	1-3	1-6	11	4	2	18	3
TEAM TOTALS	34-78	7-14	46	26	15	200	78

FG% 1st Half 17-42 (.405), 2nd Half 17-36 (.472), Game 34-78 (.436);
FT% 1st Half 3-9 (.333), 2nd Half 4-5 (.800), Game 7-14 (.500); 3-PT
Goals 3-7 (.429) Sheedy 2, Johnson 3; Deadball Rebounds 4.

MIAMI	FGM-FGA	FTM-FTA	R	PF	A	MIN	TP
BROWN, ERIC	5-13	8-14	7	2	2	36	18
HOWARD, LEMUEL	0-0	1-2	2	3	1	9	1
HORFORD, TITO	7-14	3-5	10	2	2	35	17
HOCKER, THOMAS	2-3	0-0	3	1	1	22	5
PRESTO, KEVIN	3-8	2-2	3	2	2	27	10
Warren, Joel	0-0	2-4	0	2	2	13	2
Polnitz, Reggie	2-2	1-2	2	1	1	18	7
Moore, Bruce	0-0	0-0	2	0	0	3	0
Burns, Dennis	5-12	3-4	5	2	1	32	14
Richardson, Mark	1-1	1-2	5	2	1	32	14
TEAM TOTALS	25-53	21-35	37	16	12	200	77

FG% 1st Half 9-24 (.375), 2nd Half 16-29 (.552), Game 25-53 (.472);
FT% 1st Half 12-18 (.667), 2nd Half 9-17 (.529), Game 21-35 (.600);
3-pt Goals 6-11 (.545) Presto 2, Polnitz 2, Hocker, Burns; Deadball
Rebounds 6.

SCORE BY PERIODS	1	2	F
Alaska-Anchorage	39	39	78
Miami	33	44	77

OFFICIALS: Smith, Holtz, Fraim
TECHNICAL FOULS: Horford (UM)
ATTENDANCE: 4,354

DECEMBER 4, 1987 MIAMI 96, COLGATE 68 CITY OF MIAMI CLASSIC JAMES L. KNIGHT CENTER, MIAMI, FLORIDA

COLGATE	FGM-FGA	FTM-FTA	R	PF	A	MIN	TP
HORNE, TONY	1-11	1-2	4	1	0	20	3
GLEZEN, CARVER	3-13	0-2	1	2	1	26	6
FANNING, TOM	0-0	1-2	2	3	0	15	1
CRITTENDEN, DAVID	5-9	0-0	3	3	0	29	10
ARMSTRONG, JAY	6-10	4-5	4	2	4	26	16
Jent, Eric	3-3	0-1	5	2	1	16	7
Biegalski, Jim	2-5	2-2	0	1	0	9	7
Tencza, Greg	1-2	0-0	0	0	2	11	2
O'Shaughnessy, Kevin	1-3	0-0	3	2	1	12	2
Pawowski, Paul	0-0	0-0	1	3	0	10	0
Baum, Rich	2-3	0-0	2	1	3	10	6
Borceyca, Craig	2-3	1-2	1	1	0	8	5
Balliet, Jason	2-3	1-2	1	1	0	8	5
TEAM TOTALS	26-63	12-20	31	21	12	200	68

FG% 1st Half 9-30 (.300), 2nd Half 17-33 (.515), Game 26-63 (.412);
FT% 1st Half 4-8 (.500), 2nd Half 8-12 (.667), Game 12-20 (.600); 3-PT
Goals 4-7 (.571) Baum 2, Biegalski, Jent; Deadball Rebounds 6.

MIAMI	FGM-FGA	FTM-FTA	R	PF	A	MIN	TP
BROWN, ERIC	5-13	7-7	7	4	1	27	17
BURNS, DENNIS	6-19	0-0	5	1	3	29	12
HORFORD, TITO	6-12	2-2	12	2	0	27	14
HOCKER, THOMAS	2-4	5-6	7	1	10	29	9

PRESTO, KEVIN	4-8	0-0	5	3	2	26	11
Warren, Joel	2-3	0-0	2	0	4	14	5
Polnitz, Reggie	0-1	0-0	0	0	1	11	0
Dawson, Tim	2-2	6-7	2	1	0	9	10
Moore, Bruce	2-5	0-0	3	1	3	11	4
Richardson, Mark	5-6	2-2	2	0	1	12	12
Ross, Joe	1-3	0-0	2	0	0	5	2
TEAM TOTALS	35-76	22-24	50	15	25	200	96

FG% 1st Half 20-41 (.487), 2nd Half 15-35 (.428), Game 35-76 (.460);
FT% 1st Half 7-7 (1.000), 2nd Half 15-17 (.882), Game 22-24 (.916);
3-pt Goals 4-15 (.266) Presto 3, Warren; Deadball Rebounds 1.

SCORE BY PERIODS	1	2	F
Colgate	23	45	68
Miami	49	47	96

OFFICIALS: Armstrong, Edsall, Rote
TECHNICAL FOULS: O'Shaughnessy (C)
ATTENDANCE: 4,126

DECEMBER 5, 1987 SOUTH CAROLINA 76, MIAMI 63 CITY OF MIAMI CLASSIC

JAMES L. KNIGHT CENTER, MIAMI, FLORIDA

SOUTH CAROLINA	FGM-FGA	FTM-FTA	R	PF	A	MIN	TP
DOZIER, TERRY	6-15	2-2	7	3	1	38	14
HUDSON, JOHN	7-12	0-0	7	4	1	30	14
MARTIN, DARRYL	7-11	2-2	9	4	3	24	16
GOULD, TERRY	0-2	3-4	3	3	4	32	3
SHAW, TONY	1-4	0-0	2	0	2	15	2
Price, Brent	4-11	6-7	3	4	2	26	15
Smith, Reggie	0-0	0-0	0	0	1	5	0
Dozier, Perry	1-1	0-0	1	1	0	5	2
Manning, Berry	4-11	0-0	5	0	2	25	8
TEAM TOTALS	30-67	13-15	39	19	16	200	76

FG% 1st Half 15-32 (.468), 2nd Half 15-35 (.428), Game 30-67 (.447);
FT% 1st Half 0-0 (.000), 2nd Half 13-15 (.867), Game 13-15 (.867); 3-PT
Goals 1-5 (.200) Price; Deadball Rebounds 3.

MIAMI	FGM-FGA	FTM-FTA	R	PF	A	MIN	TP
BROWN, ERIC	10-12	6-9	5	2	0	37	26
BURNS, DENNIS	4-9	0-0	1	3	2	27	8
HORFORD, TITO	4-7	4-6	8	3	1	36	12
HOCKER, THOMAS	0-5	2-2	1	2	7	37	2
PRESTO, KEVIN	3-8	0-0	2	4	4	36	8
Warren, Joel	0-0	0-0	2	1	2	2	0
Moore, Bruce	2-4	0-0	2	0	1	2	5
Polnitz, Reggie	0-1	2-2	0	0	0	3	2
Dawson, Tim	0-0	0-1	0	0	0	4	0
Richardson, Mark	0-0	0-0	0	0	0	3	0
TEAM TOTALS	23-46	14-20	23	16	15	200	63

FG% 1st Half 11-23 (.478), 2nd Half 12-23 (.521), Game 23-46 (.500);
FT% 1st Half 9-10 (.900), 2nd Half 5-10 (.500), Game 14-20 (.700);
3-pt Goals 3-10 (.300) Presto 2, Moore; Deadball 3.

SCORE BY PERIODS	1	2	F
South Carolina	31	45	76
Miami	34	29	63

OFFICIALS: Rote, Edsall, Armstrong
ATTENDANCE: 2,076

DECEMBER 17, 1987 MIAMI 71, ST. THOMAS-VILLANOVA 47 JAMES L. KNIGHT CENTER, MIAMI, FLORIDA

ST. THOMAS	FGM-FGA	FTM-FTA	R	PF	A	MIN	TP
VANEVENHOVEN, JAY	9-15	2-6	6	3	0	37	20
CARNEY, SHAWN	0-5	0-1	4	4	0	18	0
WELSH, WILL	2-5	0-0	4	4	0	25	4
WHITE, ANTHONY	3-18	1-2	8	4	4	37	7
LAIDLER, LORENZO	3-8	0-0	2	2	0	28	7
Rois, John	2-4	0-0	1	1	2	15	5
Ross, Larry	1-1	2-2	11	0	0	33	4
Prosper, Emanuel	0-0	0-1	0	0	0	4	0
Devine, Larry	0-0	0-0	0	0	0	1	0
Gory, Jim	0-0	0-0	0	0	1	0	0
Simmons, Andre	0-0	0-0	0	0	0	1	0
TEAM TOTALS	20-56	5-12	37	19	6	200	47

FG% 1st Half 9-28 (.321), 2nd Half 11-28 (.392), Game 20-56 (.357);
FT% 1st Half 2-5 (.400), 2nd Half 3-7 (.428), Game 5-12 (.416); 3-PT
Goals 2-11 (.181) Laidler, Rois; Deadball Rebounds 3.

MIAMI	FGM-FGA	FTM-FTA	R	PF	A	MIN	TP
BROWN, ERIC	10-14	6-7	6	4	1	30	26
BURNS, DENNIS	2-5	2-2	0	2	1	19	6
HORFORD, TITO	3-8	0-0	10	2	0	30	6

HOCKER, THOMAS	2-3	2-2	8	1	5	31	6
PRESTO, KEVIN	3-8	6-6	2	2	2	31	14
Moore, Bruce	2-4	0-0	1	1	0	15	4
Warren, Joel	0-2	2-2	0	1	2	9	2
Polnitz, Reggie	1-4	3-4	5	3	0	9	5
Dawson, Tim	1-4	0-0	0	1	0	10	2
Richardson, Mark	0-1	0-0	1	0	0	6	0
Williams, Levertis	0-0	0-0	0	0	0	1	0
Ross, Joe	0-1	0-0	0	0	0	9	0
Polnitz, Reggie	0-1	0-0	0	0	0	9	0
TEAM TOTALS	24-54	21-23	35	17	11	200	71

FG% 1st Half 12-30 (.400), 2nd Half 12-24 (.500), Game 24-54 (.431);
FT% 1st Half 8-9 (.888), 2nd Half 13-14 (.928), Game 21-23 (.913); 3-PT
Goals 2-11 (.181) Presto 2; Deadball Rebounds 0.

SCORE BY PERIODS	1	2	F
St. Thomas	20	27	47
Alabama State	32	39	71

OFFICIALS: Toliver, Wall, Cassiere
ATTENDANCE: 1,386

DECEMBER 19, 1987 MIAMI 85, TEXAS 56 JAMES L. KNIGHT CENTER, MIAMI, FLORIDA

TEXAS

GREEN, RUSSELL	FGM-FGA	FTM-FTA	R	PF	A	MIN	TP
GIPSON, THOMAS	0-2	0-1	1	1	0	13	0
NASSAR, JOSE	1-4	0-2	1	2	0	16	2
JEANS, COURTNEY	3-10	2-2	3	2	0	17	8
MAYS, TRAVIS	2-4	1-2	4	2	2	36	5
Muller, George	4-7	3-6	7	3	6	39	12
Heggs, Alvin	2-6	6-8	10	5	0	19	10
Fluckey, Rick	3-5	4-5	2	4	1	20	10
Broadway, Alex	0-3	0-0	1	1	0	10	0
Fowler, Andrew	3-10	0-0	2	1	2	26	7
TEAM TOTALS	19-62	16-26	41	22	11	200	56

FG% 1st Half 8-28 (.285), 2nd Half 11-34 (.323), Game 19-62 (.306);
FT% 1st Half 3-5 (.600), 2nd Half 13-21 (.619), Game 16-26 (.615); 3-PT
Goals 2-12 (.167) Mays, Broadway; Deadball Rebounds 4.

MIAMI	FGM-FGA	FTM-FTA	R	PF	A	MIN	TP
BROWN, ERIC	2-5	5-12	13	4	2	30	9
BURNS, DENNIS	6-10	0-0	5	3	1	24	12
HORFORD, TITO	9-13	3-5	8	3	1	31	21
HOCKER, THOMAS	3-3	2-2	4	2	5	27	9
PRESTO, KEVIN	6-12	4-4	4	4	4	30	20
Richardson, Mark	0-4	0-0	2	2	0	8	0
Moore, Bruce	3-6	0-0	4	1	2	16	7
Warren, Joel	0-2	0-0	1	0	2	10	0
Dawson, Tim	1-2	1-2	0	3	0	8	3
Polnitz, Reggie	0-0	0-0	0	0	1	7	0
Williams, Levertis	1-3	0-0	0	0	0	6	2
Ross, Joe	1-3	0-0	2	0	0	3	2
TEAM TOTALS	32-63	15-25	47	22	18	200	85

FG% 1st Half 16-30 (.533), 2nd Half 16-33 (.484), Game 32-63 (.508);
FT% 1st Half 8-11 (.727), 2nd Half 7-14 (.500), Game 15-25 (.600); 3-PT
Goals 6-12 (.500) Presto 4, Hocker, Moore; Deadball Rebounds 2.

SCORE BY PERIODS	1	2	F
Texas	20	36	56
Miami	45	40	85

OFFICIALS: Wirtz, Vaden, Croft
ATTENDANCE: 2,059

DECEMBER 21, 1987

MIAMI 110, ALABAMA STATE 107 JAMES L. KNIGHT CENTER, MIAMI, FLORIDA

ALABAMA STATE	FGM-FGA	FTM-FTA	R	PF	A	MIN	TP
MAYO, DARRIN	8-17	5-10	10	2	1	36	21
GILBERT, JESSE	6-13	1-1	6	5	1	28	13
SMITH, GERALD	5-20	4-7	5	4	0	30	14
BROOKS, TERRY	9-26	6-7	4	4	1	30	25
COOKS, SHON	1-3	0-0	2	1	9	27	2
Davis, Leslie	3-6	2-2	2	1	0	18	8
Griffin, Clifford	9-14	0-0	2	3	0	24	24
Mathews, Timothy	0-0	0-0	0	2	1	5	0
Mitchell, Willie	0-1	0-0	0	0	0	2	0
TEAM TOTALS	41-90	18-27	32	22	13	200	107

FG% 1st Half 18-38 (.473), 2nd Half 23-52 (.442), Game 41-90 (.455);
FT% 1st Half 12-17 (.705), 2nd Half 6-10 (.600), Game 18-27 (.667);
3-PT Goals 7-17 (.455) Griffin 6, Brooks; Deadball Rebounds 4.

MIAMI	FGM-FGA	FTM-FTA	R	PF	A	MIN	TP
BROWN, ERIC	15-16	8-12	14	4	0	32	39
BURNS, DENNIS	13-17	2-6	4	3	3	30	29

HORFORD, TITO	3-7	2-2	12	3	2	33	8
HOCKER, THOMAS	1-3	1-1	2	1	5	32	3
PRESTO, KEVIN	7-13	2-2	4	4	11	36	20
Warren, Joel	0-0	0-0	2	0	1	5	0
Polnitz, Reggie	0-0	0-0	2	0	1	5	0
Dawson, Tim	1-3	2-2	3	2	0	8	4
Moore, Bruce	1-3	0-1	2	3	1	10	2
Richardson, Mark	0-1	0-0	3	1	0	7	0
Williams, Levertis	2-3	0-0	0	0	0	3	5
TEAM TOTALS	43-67	17-26	51	21	24	200	110

FG% 1st Half 26-39 (.666), 2nd Half 17-28 (.607), Game 43-67 (.641);
FT% 1st Half 4-5 (.800), 2nd Half 13-21 (.619), Game 17-26 (.653); 3-PT
Goals 7-13 (.538) Presto 4, Brown, Burns, Williams; Deadball Rebounds 4.

SCORE BY PERIODS	1	2	F
Alabama State	48	59	107
Miami	62	48	110

OFFICIALS: Rife, Gordon, Tellak
ATTENDANCE: 1,486

DECEMBER 29, 1987 MIAMI 104, AMERICAN 70 EASTERN AIRLINES PALM BEACH CLASSIC WEST PALM BEACH AUDITORIUM, WEST PALM BEACH, FLORIDA

AMERICAN	FGM-FGA	FTM-FTA	R	PF	A	MIN	TP
HOLMES, DARYL	3-9	2-4	6	1	1	26	8
WHITE, ERICK	1-6	0-0	1	2	2	23	3
SCHERER, TOM	1-3	0-0	5	5	1	16	2
SAMSON, MIKE	2-8	1-2	3	2	2	37	5
SUMNER, MIKE	5-18	3-4	5	4	1	27	13
BonSalle, Andy	0-1	0-0	2	1	0	18	0
Ingram, Clarence	1-2	1-4	3	4	1	7	3
Harrison, Longmire	3-6	0-0	3	0	1	13	6
Spears, Dale	6-11	3-4	3	3	1	14	17
Wortman, Brock	2-4	2-2	1	1	1	13	6
Borderdrop, Craig	1-2	0-0	0	0	0	4	2
Tillman, Fred	2-4	0-0	0	1	0	2	5
TEAM TOTALS	27-74	12-20	35	24	11	200	70

FG% 1st Half 12-32 (.375), 2nd Half 15-42 (.357), Game 27-74 (.364);
FT% 1st Half 4-6 (.667), 2nd Half 8-14 (.571), Game 12-20 (.600); 3-PT
Goals 4-12 (.333) Spears 2, White, Tillman; Deadball Rebounds 7.

MIAMI	FGM-FGA	FTM-FTA	R	PF	A	MIN	TP
BROWN, ERIC	6-9	3-5	6	3	2	27	15
BURNS, DENNIS	11-16	2-4	3	3	1	33	24
HORFORD, TITO	6-10	2-4	11	4	5	29	14
HOCKER, THOMAS	1-3	5-6	1	1	5	30	7
PRESTO, KEVIN	6-10	2-2	3	1	6	32	16
Richardson, Mark	2-3	4-5	8	2	0	16	8
Warren, Joel	2-2	0-0	2	1	2	7	4
Moore, Bruce	0-0	0-0	2	0	1	5	0
Dawson, Tim	0-0	0-0	0	1	0	4	0
Polnitz, Reggie	2-2	0-0	0	0	1	7	5
Williams, Levertis	1-1	0-1	0	0	2	6	3
Ross, Joe	2-3	4-4	2	0	1	4	8
TEAM TOTALS	39-59	22-31	40	16	26	200	104

FG% 1st Half 15-30 (.500), 2nd Half 24-49 (.487), Game 39-59 (.611);
FT% 1st Half 8-11 (.727), 2nd Half 14-20 (.700), Game 22-31 (.709);
3-PT Goals 4-8 (.500) Presto 2, Polnitz, Williams; Deadball Rebounds 2.

SCORE BY PERIODS	1	2	F
American	30	40	70

JANUARY 4, 1988
MIAMI 81, FAIRLEIGH DICKINSON 68
JAMES L. KNIGHT CENTER, MIAMI, FLORIDA

FAIRLEIGH DICKINSON	FGM-FGA	FTM-FTA	R	PF	A	MIN	TP
ODOM, ERIC	1-7	0-0	6	0	1	19	2
RIDDICK, DAMARI	9-14	5-7	9	3	0	37	23
STEIN, TORGTE	0-2	0-0	2	3	0	8	0
ROBERTS, CHARLIE	5-14	0-0	3	2	6	37	14
MOORE, RICHARD	3-10	2-2	8	1	1	38	9
Latney, Jaime	5-13	2-2	6	3	1	23	13
Bigelow, Kelvin	1-6	4-6	6	3	4	31	7
Hawkins, Mel	0-1	0-0	0	1	1	3	0
Bourke, Michael	0-0	0-0	0	1	0	2	0
Trudell, Mike	0-1	0-0	0	0	0	2	0
TEAM TOTALS	24-68	13-17	41	17	14	200	68

FG% 1st Half 9-31 (.290), 2nd Half 15-37 (.405), Game 24-68 (.352);
 FT% 1st Half 7-10 (.700), 2nd Half 6-10 (.600), Game 13-17 (.650); 3-PT
 Goals 7-21 (.333) Roberts 4, Moore, Latney, Bigelow; Deadball
 Rebounds 2.

MIAMI	FGM-FGA	FTM-FTA	R	PF	A	MIN	TP
BROWN, ERIC	7-16	9-11	11	2	5	36	24
BURNS, DENNIS	5-8	1-2	2	3	3	25	11
HORFORD, TITO	10-17	0-2	10	2	1	37	20
HOCKER, THOMAS	2-4	1-2	6	0	5	37	5
PRESTO, KEVIN	1-4	2-2	2	3	4	21	4
Richardson, Mark	1-3	0-0	0	1	0	6	2
Warren, Joel	1-3	2-2	0	1	3	18	5
Moore, Bruce	4-5	2-2	5	1	1	16	10
Polnitz, Reggie	0-2	0-0	1	0	0	4	0
TEAM TOTALS	31-62	17-23	39	13	22	200	81

FG% 1st Half 12-31 (.387), 2nd Half 19-31 (.612), Game 31-62 (.500);
 FT% 1st Half 9-12 (.750), 2nd Half 8-11 (.727), Game 17-23 (.739); 3-PT
 Goals 2-9 (.222) Brown, Warren; Deadball Rebounds 3.

SCORE BY PERIODS	1	2	F
Fairleigh Dickinson	25	43	68
Miami	33	48	81

TECHNICAL FOULS: Bigelow (FD)
 ATTENDANCE: 1,639

JANUARY 6, 1988
DUKE 107, MIAMI 69
CAMERON INDOOR STADIUM, DURHAM,
NORTH CAROLINA

MIAMI	FGM-FGA	FTM-FTA	R	PF	A	MIN	TP
BURNS, DENNIS	9-16	3-5	5	4	0	29	21
BROWN, ERIC	4-9	0-1	4	4	2	22	8
HORFORD, TITO	5-9	7-9	5	4	3	30	17
PRESTO, KEVIN	1-8	0-0	2	2	3	19	2
HOCKER, THOMAS	2-7	2-2	1	2	3	29	7
Warren, Joel	1-2	0-0	1	0	2	14	3
Dawson, Tim	0-0	0-0	1	0	1	5	0
Moore, Bruce	1-4	0-0	5	0	0	18	2
Richardson, Mark	1-2	0-0	1	0	0	9	1
Ross, Joe	0-3	1-2	1	4	0	9	1
Williams, Levertis	2-7	0-0	2	0	0	15	6
Polnitz, Reggie	0-0	0-0	0	0	1	5	0
TEAM TOTALS	26-67	13-19	35	20	15	200	69

FG% 1st Half 15-29 (.517), 2nd Half 11-38 (.289), Game 26-67 (.388);
 FT% 1st Half 6-11 (.545), 2nd Half 7-8 (.875), Game 13-19 (.684); 3-PT
 Goals 4-11 (.364) Williams 2, Hocker, Warren; Deadball Rebounds 3.

DUKE	FGM-FGA	FTM-FTA	R	PF	A	MIN	TP
BRICKLEY, ROBERT	5-6	2-3	1	4	0	16	12
KING, BILLY	3-3	0-0	1	4	0	20	6
FERRY, DANNY	10-13	1-2	8	2	2	23	23
SNYDER, QUIN	3-5	5-5	3	0	8	26	11
STRICKLAND, KEVIN	7-14	2-2	6	3	3	26	17
Smith, John	7-10	2-4	6	3	1	23	16
Koubek, Greg	1-5	2-2	6	2	1	18	5
Henderson, Phil	1-9	0-0	3	2	2	21	2
Ardehnaby, Alaa	3-9	5-6	4	1	0	13	11
Cook, Joe	0-1	0-0	1	0	1	7	0
Buckley, Clay	0-0	4-4	1	0	0	5	4
Burgin, George	0-0	0-0	0	0	0	2	0
TEAM TOTALS	40-75	23-28	45	18	23	200	107

FG% 1st Half 23-43 (.535), 2nd Half 17-32 (.531), Game 40-75 (.533);
 FT% 1st Half 12-16 (.750), 2nd Half 11-12 (.917), Game 23-28 (.821);
 3-PT Goals 4-18 (.250) Ferry, Strickland, Koubek; Deadball Rebounds 4.

SCORE BY PERIODS	1	2	F
Miami	36	33	69
Duke	58	49	107

TECHNICAL FOULS: Miami bench
 ATTENDANCE: 8,564

JANUARY 9, 1988
MIAMI 62, WINTHROP 60
JAMES L. KNIGHT CENTER, MIAMI, FLORIDA

WINTHROP	FGM-FGA	FTM-FTA	R	PF	A	MIN	TP
DADE, CLAY	2-3	0-0	0	4	1	40	5
SMITH, KENNY	4-12	0-0	11	5	0	24	8
OMLI, DOUG	3-3	5-5	3	4	1	26	11
SMITH, SEAN	5-10	3-3	5	3	1	35	13
WASHINGTON, GREG	5-18	4-4	10	2	2	40	14
McKoy, Andy	2-5	0-0	1	2	0	11	4
Brown, Malloy	2-4	1-3	3	2	1	15	5
Wise, Shaun	0-1	0-0	0	0	0	5	0
Hare, Terry	0-0	0-0	0	0	0	3	0
Harris, Lenwood	0-0	0-0	0	2	0	1	0
TEAM TOTALS	23-66	13-15	36	24	6	200	60

FG% 1st Half 11-28 (.392), 2nd Half 12-28 (.428), Game 23-66 (.410);
 FT% 1st Half 3-3 (1.000), 2nd Half 10-12 (.833), Game 13-15 (.866);
 3-PT Goals 1-3 (.333) Dade; Deadball Rebounds 1.

MIAMI	FGM-FGA	FTM-FTA	R	PF	A	MIN	TP
BROWN, ERIC	6-7	0-0	2	5	1	25	12
BURNS, DENNIS	4-9	1-3	2	2	0	31	9
HORFORD, TITO	6-9	5-11	7	3	2	34	17
HOCKER, THOMAS	2-6	4-4	1	1	5	35	10
PRESTO, KEVIN	2-6	1-2	4	2	1	36	6
Moore, Bruce	1-3	4-4	2	2	1	24	6
Dawson, Tim	1-1	0-0	0	1	0	6	2
Warren, Joel	0-0	0-0	2	0	1	3	0
Williams, Levertis	0-0	0-0	1	0	1	6	0
TEAM TOTALS	22-41	15-24	22	16	12	200	62

FG% 1st Half 13-23 (.565), 2nd Half 9-18 (.500), Game 22-41 (.536);
 FT% 1st Half 1-2 (.500), 2nd Half 14-22 (.636), Game 15-24 (.625);
 3-PT Goals 3-7 (.428) Hocker 2, Presto; Deadball Rebounds 3.

SCORE BY PERIODS	1	2	F
Winthrop	26	34	60
Miami	29	33	62

TECHNICAL FOULS: Croft, Rose, Stone
 ATTENDANCE: 1,743

JANUARY 11, 1988
MIAMI 75, MARYLAND-BALTIMORE COUNTY 56
JAMES L. KNIGHT CENTER, MIAMI, FLORIDA

MD-BALTIMORE COUNTY	FGM-FGA	FTM-FTA	R	PF	A	MIN	TP
FAUST, DUANE	4-12	6-7	5	0	1	33	14
REYNOLDS, KENNY	8-18	0-0	6	2	0	37	16
IZILEIN, CEDRIC	0-0	0-0	1	1	0	14	0
SIMMONS, LARRY	4-9	5-6	0	2	3	35	14
TRUITT, REGGIE	4-13	2-2	6	3	1	39	10
Frantz, Jim	0-1	0-0	1	3	3	17	0
Spencer, Gamel	0-4	0-0	0	0	1	4	0
Sanders, Willie	0-1	0-0	3	2	0	9	0
Richardson, Bobbie	0-0	0-0	0	0	0	4	0
Franklin, Levi	0-0	0-0	0	0	0	4	0
Stevenson, Marty	1-1	0-2	0	0	0	2	2
Brooks, Terry	0-1	0-0	0	0	0	1	0
Turnelle, Brad	0-0	0-0	0	0	0	1	0
TEAM TOTALS	21-60	13-17	22	13	9	200	56

FG% 1st Half 9-13 (.692), 2nd Half 12-29 (.413), Game 21-60 (.350);
 FT% 1st Half 3-4 (.750), 2nd Half 10-13 (.769), Game 13-17 (.764); 3-PT
 Goals 1-7 (.142) Simmons; Deadball Rebounds 5.

MIAMI	FGM-FGA	FTM-FTA	R	PF	A	MIN	TP
BROWN, ERIC	5-16	5-6	6	2	1	29	15
BURNS, DENNIS	8-13	0-0	5	2	3	27	16
HORFORD, TITO	8-11	4-6	11	1	0	37	20
HOCKER, THOMAS	3-3	4-4	6	2	5	38	11
PRESTO, KEVIN	2-5	2-2	2	1	6	37	7
Dawson, Tim	0-3	0-0	2	1	0	4	0
Moore, Bruce	3-4	0-1	8	2	1	21	6
Warren, Joel	0-0	0-0	1	0	1	5	0

ROSS, JOE	FGM-FGA	FTM-FTA	R	PF	A	MIN	TP
Ross, Joe	0-0	0-0	0	1	0	1	0
Polnitz, Reggie	0-1	0-0	0	0	1	1	0
TEAM TOTALS	29-56	15-19	44	12	18	200	75

FG% 1st Half 16-32 (.500), 2nd Half 13-24 (.541), Game 29-56 (.517);
 FT% 1st Half 1-3 (.333), 2nd Half 14-16 (.875), Game 15-19 (.789); 3-PT
 Goals 2-9 (.222) Presto, Hocker; Deadball Rebounds 3.

SCORE BY PERIODS	1	2	F
MD-Baltimore Co.	22	34	56
Miami	35	40	75

TECHNICAL FOULS: Miami bench
 ATTENDANCE: 1,441

JANUARY 16, 1988
MARQUETTE 65, MIAMI 51
THE MECCA, MILWAUKEE, WISCONSIN

MIAMI	FGM-FGA	FTM-FTA	R	PF	A	MIN	TP
BURNS, DENNIS	4-9	0-0	1	4	2	20	8
BROWN, ERIC	6-11	5-7	6	4	0	38	18
HORFORD, TITO	1-4	0-1	5	0	0	30	2
PRESTO, KEVIN	0-2	0-0	3	2	3	18	0
HOCKER, THOMAS	0-3	1-2	3	1	5	33	1
Warren, Joel	1-4	0-0	2	2	1	16	3
Moore, Bruce	3-7	0-0	5	1	0	21	6
Richardson, Mark	0-1	2-2	0	2	1	6	2
Polnitz, Reggie	1-1	0-0	0	2	0	6	3
Williams, Levertis	1-2	0-0	1	1	2	7	3
Dawson, Tim	0-1	0-0	2	2	0	4	0
Ross, Joe	2-3	0-0	1	1	0	3	5
TEAM TOTALS	19-48	8-12	30	22	14	200	51

FG% 1st Half 6-22 (.273), 2nd Half 13-26 (.500), Game 19-48 (.396);
 FT% 1st Half 1-3 (.333), 2nd Half 7-9 (.778), Game 8-12 (.667); 3-PT
 Goals 5-11 (.455) Brown, Warren, Polnitz, Williams, Ross; Deadball
 Rebounds 2.

MARQUETTE	FGM-FGA	FTM-FTA	R	PF	A	MIN	TP
POWELL, TREVOR	0-2	1-2	2	0	0	13	1
FOLEY, PAT	7-10	4-5	4	3	2	27	17
GROSSE, ROD	1-2	2-4	4	4	0	28	4
SIMS, MICHAEL	6-14	0-0	2	0	8	29	13
SMITH, TONY	7-9	5-8	7	1	2	36	19
Candelino, Anthony	2-7	1-2	2	3	2	27	6
Anglavar, Mark	1-2	1-2	2	0	1	13	4
Leurck, John	0-2	1-5	7	4	1	23	1
Luter, Charles	0-0	0-0	0	0	0	2	0
Przybyla, Scott	0-0	0-0	0	0	0	2	0
TEAM TOTALS	23-48	15-28	34	15	16	200	65

FG% 1st Half 13-26 (.500), 2nd Half 10-22 (.455), Game 23-48 (.479);
 FT% 1st Half 2-6 (.333), 2nd Half 13-22 (.591), Game 15-28 (.536);
 3-PT Goals 4-14 (.286) Foley, Sims, Candelino, Anglavar; Deadball
 Rebounds 5.

SCORE BY PERIODS	1	2	F
Miami	14	37	51
Marquette	29	36	65

TECHNICAL FOULS: Brown (UM)
 ATTENDANCE: 10,536

JANUARY 20, 1988
MIAMI 64, COPPIN STATE 54
JAMES L. KNIGHT CENTER, MIAMI, FLORIDA

COPPIN STATE	FGM-FGA	FTM-FTA	R	PF	A	MIN	TP
NELSON, DWAYNE	1-2	0-0	2	4	0	36	2
GREGORY, GEORGE	1-2	0-0	0	0	0	8	2
McCOLLUM, LARRY	3-7	0-0	2	3	0	36	6
CRANDALL, WILLIAM	4-8	1-2	2	3	8	40	9
BARBOUR, OTIS	10-19	0-0	3	4	1	38	24
Fields, Oram	5-10	0-0	2	1	1	34	11
White, Robert	0-0	0-0	1	2	0	8	0
TEAM TOTALS	24-48	1-2	13	17	10	200	64

FG% 1st Half 10-22 (.45

Watts, Chris	1-3	0-0	3	0	0	7	3
Wright, Steve	7-13	4-9	6	4	1	30	18
TEAM TOTALS	25-64	19-28	30	19	16	200	77
FG% 1st Half 16-33 (.485), 2nd Half 9-31 (.290), Game 25-64 (.391); FT% 1st Half 9-14 (.643), 2nd Half 10-14 (.714), Game 19-28 (.679); 3-pt Goals 8-24 (.333) Wright, D 3, Brooks 2, Murdock 2, Watts; Deadball Rebounds 3.							
SCORE BY PERIODS	1	2					F
Miami	50	33					83
Providence	47	30					77
OFFICIALS: Higgins, Forte, Lembo ATTENDANCE: 7,249							

FEBRUARY 1, 1988
MIAMI 79, MARIST 76 OT
MADISON SQUARE GARDEN,
NEW YORK, NEW YORK

MIAMI	FGM-FGA	FTM-FTA	R	PF	A	MIN	TP
BURNS, DENNIS	4-10	4-5	1	2	1	28	12
DAWSON, TIM	1-4	2-2	0	3	2	13	4
HORFORD, TITO	5-11	0-0	10	5	0	33	10
HOCKER, THOMAS	1-4	2-2	2	1	6	33	4
WARREN, JOEL	4-7	4-4	8	2	3	35	16
Brown, Eric	8-17	2-5	14	4	2	35	19
Presto, Kevin	1-2	2-2	2	1	4	13	5
Richardson, Mark	1-2	0-0	2	5	0	8	2
Moore, Bruce	2-3	2-2	5	0	0	17	7
Williams, Levertis	0-4	0-0	1	1	2	10	0
TEAM TOTALS	27-64	18-22	51	24	20	225	79

FG% 1st Half 14-31 (.452), 2nd Half 13-33 (.394), Game 27-64 (.422); FT% 1st Half 2-2 (1.000), 2nd Half 16-20 (.800), Game 18-22 (.818); 3-PT Goals 7-13 (.538) Warren 4, Brown, Presto, Moore; Deadball Rebounds 1.

MARIST	FGM-FGA	FTM-FTA	R	PF	A	MIN	TP
BOURGAREL, RUDY	9-16	4-6	7	2	0	35	22
KJONEK, JOHN	6-9	0-3	3	1	2	35	12
SMITS, RIK	7-22	5-9	11	4	4	40	19
DAVIS, DRAFTON	0-4	0-1	2	5	10	39	0
O'CONNOR, JOEY	3-6	0-1	6	2	5	36	8
Sharpen, Ted	2-3	0-1	0	4	1	8	4
Paterno, Steve	1-3	2-2	0	2	1	12	5
Reasbeck, Robby	2-5	0-0	0	0	1	10	6
Celestine, Curtis	0-0	0-0	1	0	0	6	0
Gaut, Reggie	0-0	0-1	0	0	1	4	0
TEAM TOTALS	30-68	11-24	36	21	25	225	76

FG% 1st Half 17-34 (.500), 2nd Half 13-34 (.382), Game 30-68 (.441); FT% 1st Half 4-9 (.444), 2nd Half 7-15 (.467), Game 11-24 (.458); 3-pt Goals 5-10 (.500) O'Connor 2, Reasbeck 2, Paterno; Deadball Rebounds 3.

SCORE BY PERIODS	1	2	OT	F
Miami	34	37	8	79
Marist	40	31	5	76
OFFICIALS: Crowley, Greene, San Filippo ATTENDANCE: 8,635				

FEBRUARY 4, 1988
MONMOUTH 64, MIAMI 62 OT
JAMES L. KNIGHT CENTER, MIAMI, FLORIDA

MONMOUTH	FGM-FGA	FTM-FTA	R	PF	A	MIN	TP
NYEMCHEK, BRIAN	2-7	0-2	7	3	2	34	4
MATTHEWS, MIKE	1-3	1-2	3	3	0	26	3
SANDERS, FERNANDO	4-14	2-7	8	3	0	43	10
GARRIS, HARRIE	6-17	2-4	9	4	2	34	17
CALLOWAY, DAVE	5-8	0-0	3	2	3	38	12
Thomas, Derric	7-11	3-4	3	0	7	41	18
Paterno, Mike	0-2	0-0	0	0	1	7	0
Ardis, Bill	0-0	0-1	1	0	0	2	0
TEAM TOTALS	25-63	8-20	37	15	15	225	64

FG% 1st Half 8-24 (.333), 2nd Half 17-39 (.435), Game 25-63 (.396); FT% 1st Half 4-10 (.400), 2nd Half 4-10 (.400), Game 8-20 (.400); 3-PT Goals 6-8 (.750) Garriss 3, Calloway 2, Thomas; Deadball Rebounds 5.

MIAMI	FGM-FGA	FTM-FTA	R	PF	A	MIN	TP
DAWSON, TIM	1-3	0-0	7	2	2	15	2
BURNS, DENNIS	4-10	0-0	6	2	0	24	8
HORFORD, TITO	4-1	2-4	13	2	1	43	10
HOCKER, THOMAS	1-2	0-0	3	0	4	31	3
WARREN, JOEL	2-6	0-2	2	3	2	26	5
Brown, Eric	7-14	1-1	8	2	1	30	15
Presto, Kevin	2-6	0-0	2	1	2	21	6
Moore, Bruce	3-5	2-2	1	3	2	21	10
Williams, Levertis	1-2	0-0	0	1	4	12	3
Ross, Joe	0-0	0-0	1	0	0	2	0
TEAM TOTALS	25-59	5-9	45	16	18	225	62

FG% 1st Half 13-30 (.433), 2nd Half 12-29 (.413), Game 25-59 (.423); FT% 1st Half 2-4 (.500), 2nd Half 3-5 (.600), Game 5-9 (.555); 3-pt Goals 7-19 (.368) Presto 2, Moore 2, Hocker, Warren, Williams; Deadball Rebounds 1.

SCORE BY PERIODS	1	2	OT	F
Monmouth	21	34	9	64
Miami	31	24	7	62
OFFICIALS: Rote, Edsall, Cassiere ATTENDANCE: 1,808				

FEBRUARY 6, 1988
SAN DIEGO STATE 56, MIAMI 49
JAMES L. KNIGHT CENTER, MIAMI, FLORIDA

SAN DIEGO STATE	FGM-FGA	FTM-FTA	R	PF	A	MIN	TP
HAWKINS, RODNEY	5-9	3-4	10	4	0	38	13
JOHNSON, SAM	3-7	0-0	5	5	0	18	6
McMULLEN, MITCH	3-9	2-5	12	4	2	35	8
ROSS, TONY	4-11	4-5	4	1	0	40	15
WILLIAMS, BRYAN	4-9	0-1	3	1	2	40	8
Rogers, Caldin	2-3	2-3	4	3	1	28	6
Pollard, Mark	0-0	0-0	0	0	0	1	0
TEAM TOTALS	21-48	11-18	39	18	5	200	56

FG% 1st Half 14-26 (.538), 2nd Half 7-22 (.318), Game 21-48 (.437); FT% 1st Half 5-6 (.833), 2nd Half 6-12 (.500), Game 11-18 (.611); 3-PT Goals 3-9 (.333) Ross 3; Deadball Rebounds 1.

MIAMI	FGM-FGA	FTM-FTA	R	PF	A	MIN	TP
DAWSON, TIM	3-6	0-0	5	2	0	30	6
BURNS, DENNIS	3-8	0-2	5	4	0	24	7
HORFORD, TITO	5-9	5-8	11	4	1	35	15
HOCKER, THOMAS	1-6	0-0	1	2	5	28	2
WARREN, JOEL	0-1	0-1	2	0	0	18	0
Presto, Kevin	0-6	0-0	2	0	1	13	0
Moore, Bruce	3-7	0-2	6	2	2	23	8
Williams, Levertis	3-6	0-0	2	1	0	16	9
Ross, Joe	3-6	0-0	2	1	0	5	0
Brown, Eric	0-0	2-4	0	4	0	8	2
TEAM TOTALS	18-51	7-17	34	20	10	200	49

FG% 1st Half 14-29 (.482), 2nd Half 4-22 (.181), Game 18-51 (.352); FT% 1st Half 0-0 (.000), 2nd Half 7-17 (.411), Game 7-17 (.411); 3-pt Goals 6-23 (.260) Williams 3, Moore 2, Burns; Deadball Rebounds 3.

SCORE BY PERIODS	1	2		F
San Diego State	36	20		56
Miami	33	16		49
OFFICIALS: Armstrong, Fine, Rife TECHNICAL FOULS: Miami bench ATTENDANCE: 2,778				

FEBRUARY 9, 1988
BRIGHAM YOUNG 99, MIAMI 86
MARRIOTT CENTER, PROVO, UTAH

MIAMI	FGM-FGA	FTM-FTA	R	PF	A	MIN	TP
BURNS, DENNIS	6-17	3-4	7	2	4	28	15
DAWSON, TIM	1-3	0-0	1	3	2	14	2
HORFORD, TITO	6-14	1-1	7	3	2	29	13
WARREN, JOEL	1-5	2-2	1	3	2	27	4
HOCKER, THOMAS	1-5	3-4	3	2	4	35	6
Presto, Kevin	3-4	0-0	0	0	0	6	8
Moore, Bruce	2-4	0-0	1	1	2	14	5
Williams, Levertis	2-5	0-0	1	0	3	13	5
Brown, Eric	10-17	8-10	10	3	1	32	28
Ross, Joe	0-1	0-0	0	0	0	1	0
TEAM TOTALS	32-75	17-21	35	17	20	200	86

FG% 1st Half 16-37 (.432), 2nd Half 16-38 (.421), Game 32-75 (.427); FT% 1st Half 6-11 (.727), 2nd Half 9-10 (.900), Game 17-21 (.810); 3-PT Goals 5-15 (.333) Hocker, Moore, Williams; Deadball Rebounds 1.

BRIGHAM YOUNG	FGM-FGA	FTM-FTA	R	PF	A	MIN	TP
SMITH, MICHAEL	8-15	7-8	9	4	1	28	24
HAWES, MARTY	3-7	3-4	2	3	7	29	11
TAYLOR, BRIAN	6-11	2-2	7	2	10	35	17
CALL, NATHAN	1-1	2-2	0	0	2	24	5
USEVITCH, JIM	8-14	3-3	8	2	0	35	19
Toolson, Andy	1-4	0-0	6	4	2	12	2
Trost, Gary	0-0	0-0	1	0	0	1	0
Astle, Alan	0-1	0-0	1	0	0	1	0
TEAM TOTALS	35-65	22-24	42	18	26	200	99

FG% 1st Half 21-33 (.636), 2nd Half 14-32 (.438), Game 35-65 (.538); FT% 1st Half 10-10 (1.000), 2nd Half 12-14 (.857), Game 22-24 (.917); 3-pt Goals 7-13 (.538) Taylor 3, Haws 2, Smith, Call; Deadball Rebounds 1.

SCORE BY PERIODS	1	2	F
Miami	42	44	86
Brigham Young	57	42	99
OFFICIALS: Clark, McKendry, Danner TECHNICAL FOULS: Haws (BY), BYU crowd ATTENDANCE: 19,108			

FEBRUARY 15, 1988
FLORIDA 83, MIAMI 73
JAMES L. KNIGHT CENTER, MIAMI, FLORIDA

FLORIDA	FGM-FGA	FTM-FTA	R	PF	A	MIN	TP
CAPERS, CHRIS	0-3	0-2	2	2	1	18	0
CHATMAN, LIVINGSTON	6-12	8-9	8	3	0	31	20
SCHINTZIUS, DWAYNE	7-15	1-1	8	4	2	32	15
MAXWELL, VERNON	8-22	6-6	5	2	2	39	24
MONTGOMERY, RONNIE	2-5	4-5	6	4	2	36	8
Lett, Clifford	0-1	0-0	0	0	0	5	0
Davis, Dwayne	4-6	4-6	9	2	0	19	12
Lawrence, Pat	2-5	0-0	6	2	2	20	4
TEAM TOTALS	29-69	23-29	46	19	9	200	83

FG% 1st Half 14-38 (.368), 2nd Half 15-31 (.483), Game 29-69 (.420); FT% 1st Half 8-11 (.727), 2nd Half 15-18 (.833), Game 23-29 (.793); 3-PT Goals 2-12 (.166) Maxwell 2; Deadball Rebounds 1.

MIAMI	FGM-FGA	FTM-FTA	R	PF	A	MIN	TP
BURNS, DENNIS	9-18	5-7	3	3	1	38	23
BROWN, ERIC	3-10	2-8	7	5	1	32	8
HORFORD, TITO	6-19	2-3	13	3	0	32	14
HOCKER, THOMAS	2-4	0-0	4	0	3	20	4
WARREN, JOEL	2-2	1-2	5	5	4	27	6
Presto, Kevin	2-5	4-4	2	2	3	20	9
Moore, Bruce	1-2	0-0	3	1	0	11	3
Dawson, Tim	3-4	0-0	1	4	1	16	6
Williams, Levertis	0-2	0-0	1	0	0	4	0
TEAM TOTALS	28-66	14-24	43	23	13	200	73

FG% 1st Half 11-33 (.330), 2nd Half 17-33 (.515), Game 28-66 (.424); FT% 1st Half 10-15 (.667), 2nd Half 4-9 (.444), Game 14-24 (.584); 3-pt Goals 3-8 (.375) Warren, Presto, Moore; Deadball Rebounds 4.

SCORE BY PERIODS	1	2	F
Florida	36	47	83
Miami	33	40	73
OFFICIALS: Wirtz, Paparo, Vaden ATTENDANCE: 5,076			

FEBRUARY 18, 1988
MARIST 73, MIAMI 62
JAMES L. KNIGHT CENTER, MIAMI, FLORIDA

MARIST	FGM-FGA	FTM-FTA	R	PF	A	MIN	TP
KJONEK, JOHN	2-4	2-2	3	3	1	19	6
BOURGAREL, RUDY	4-13	1-3	9	2	1	34	9
SMITS, RIK	6-8	2-2	6	4	0	24	14
O'CONNOR, JOEY	6-7	1-2	2	1	7	39	17
DAVIS, DRAFTON	2-3	6-6	3	3	7	34	10
Paterno, Steve	2-4	2-2	8	0	0	18	8
Sharpen, Ted	2-3	2-2	1	5	2	19	6
Reasbeck, Robby	1-2	0-0	0	2	0	9	3
Gaut, Reggie	0-1	0-0	0	0	0	2	0
Celestine, Curtis	0-0	0-0	0	0	0	2	0
TEAM TOTALS	25-45	16-19	35	20	18	200	73

FG% 1st Half 11-23 (.478), 2nd Half 14-22 (.636), Game 25-45 (.555); FT% 1st Half 1-1 (1.000), 2nd Half 15-18 (.833), Game 16-19 (.842); 3-PT Goals 7-9 (.777) O'Connor 4, Paterno 2, Reasbeck; Deadball Rebounds 0.

MIAMI	FGM-FGA	FTM-FTA	R	PF	A	MIN	TP
DAWSON, TIM	0-4	0-0	1	1	0	6	0
BURNS, DENNIS	8-14	3-5	8	2	0	36	10
HOFORD, TITO	2-9	0-1	6	4	1	28	4
HOCKER, THOMAS	1-4	2-2	2	2	4	21	4
WARREN, JOEL	4-4	0-0	2	1	2	24	0
Brown, Eric	8-12	7-11	7	2	2	34	23
Presto, Kevin	2-5	0-0	2	3	1	19	8
Moore, Bruce	1-9	2-2	3	2	0	21	5
Richardson, Mark	1-4	0-0	0	3	1	11	0
TEAM TOTALS	23-65	14-21	34	20	11	200	62

MARCH 1, 1988
MIAMI 92, SOUTH FLORIDA 71
SUN DOME, TAMPA, FLORIDA

MIAMI	FGM-FGA	FTM-FTA	R	PF	A	MIN	TP
BROWN, ERIC	9-10	5-6	9	2	0	28	23
BURNS, DENNIS	8-14	3-8	2	1	5	36	19
HOFORD, TITO	3-6	0-0	1	3	1	25	6
WARREN, JOEL	2-3	0-0	3	2	4	16	2
HOCKER, THOMAS	1-1	6-6	0	1	4	19	8
Presto, Kevin	4-8	2-2	4	0	4	23	12
Polnitz, Reggie	0-0	0-1	3	0	1	4	0
Moore, Bruce	3-5	0-0	5	3	0	19	8
Williams, Levertis	3-6	0-0	2	2	1	22	8
Richardson, Mark	2-3	0-0	1	3	0	5	4
Ross, Joe	0-0	0-0	0	0	0	3	0
TEAM TOTALS	35-56	16-23	31	17	20	200	92

FG% 1st Half 18-28 (.643), 2nd Half 17-28 (.607), Game 35-56 (.625);
FT% 1st Half 4-6 (.667), 2nd Half 12-17 (.706), Game 16-23 (.696); 3-PT
Goals 6-12 (.500) Presto 2, Moore 2, Williams 2; Deadball Rebounds 2.

SOUTH FLORIDA	FGM-FGA	FTM-FTA	R	PF	A	MIN	TP
BRANTLEY, KENNY	7-19	1-2	4	3	1	33	15
COLEMAN, DARREL	8-14	5-9	24	1	5	37	21
SHAHID, HAKIM	5-8	0-0	3	2	0	27	10
YOBE, MATT	0-2	0-0	1	0	7	27	0
ARMSTRONG, TONY	1-4	0-0	1	2	3	16	2
Gabbard, Chris	0-3	0-0	1	1	2	4	0
Webster, Maurice	1-2	0-0	1	2	1	10	2
Dowdell, Jeff	4-12	0-0	2	2	2	20	8
White, Gerald	1-3	1-1	1	2	0	3	2
Anderson, Rob	1-4	0-1	1	2	1	12	2
Newton, Michael	2-3	2-2	2	1	0	5	6
Risey, Chris	1-3	0-1	4	0	0	5	2
Flamme, Mike	0-0	0-0	1	0	0	1	0
TEAM TOTALS	31-77	7-8	48	18	22	200	71

FG% 1st Half 15-34 (.441), 2nd Half 16-43 (.372), Game 31-77 (.403);
FT% 1st Half 2-6 (.333), 2nd Half 6-10 (.600), Game 8-16 (.500); 3-PT
Goals 1-7 (.143) White; Deadball Rebounds 1.

SCORE BY PERIODS	1	2	F
Miami	45	47	92
South Florida	32	39	71

OFFICIALS: Forte, Jones, Percott
TECHNICAL FOULS: USF Coach
ATTENDANCE: 3,991

MARCH 5, 1988
MIAMI 100, CENTRAL FLORIDA 80
JAMES L. KNIGHT CENTER, MIAMI, FLORIDA

CENTRAL FLORIDA	FGM-FGA	FTM-FTA	R	PF	A	MIN	TP
CROCKLIN, PAT	3-10	1-2	11	4	0	27	7
BLACKWOOD, BOB	5-8	0-0	4	3	0	27	10
CRAWFORD, FRED	9-16	2-2	6	4	2	25	20
WALLEN, CHRIS	4-10	0-0	1	0	1	27	9
WOODFORD, BRYANT	7-17	2-5	8	4	3	30	17
Morton, Ben	5-10	0-1	6	3	1	19	10
Collier, Marty	0-3	0-0	1	0	0	11	0
Marini, John	1-2	1-2	2	1	0	9	3
Davis, Jeff	0-0	0-0	0	0	0	6	0
Blue, Travis	0-0	0-0	0	0	0	2	0
TEAM TOTALS	36-83	6-12	46	21	10	200	80

FG% 1st Half 3-4 (.750), 2nd Half 3-8 (.375), Game 6-12 (.500); FT%
1st Half 3-4 (.750), 2nd Half 3-8 (.375), Game 6-12 (.500); 3-PT Goals
2-12 (.166) Wallen, Woodford; Deadball Rebounds 5.

MIAMI	FGM-FGA	FTM-FTA	R	PF	A	MIN	TP
BROWN, ERIC	8-12	10-13	10	3	1	26	26
BURNS, DENNIS	7-18	4-4	7	2	6	34	18
HOFORD, TITO	5-12	2-2	11	0	1	29	12
WARREN, JOEL	2-4	0-0	1	2	1	17	5
PRESTO, KEVIN	6-14	2-2	3	2	5	29	18
Williams, Levertis	1-3	1-1	1	0	0	11	3
Moore, Bruce	4-7	2-3	9	0	3	21	6
Hocker, Thomas	1-4	0-0	2	1	2	18	2
Polnitz, Reggie	2-2	1-2	2	0	0	10	6
Dawson, Tim	0-0	0-0	1	0	0	3	0
Richardson, Mark	0-3	0-0	0	1	0	1	0
Ross, Joe	0-1	0-2	0	0	0	1	0
TEAM TOTALS	36-80	22-29	49	11	19	200	100

FG% 1st Half 18-35 (.514), 2nd Half 18-45 (.400), Game 36-80 (.450);
FT% 1st Half 13-16 (.813), 2nd Half 9-13 (.692), Game 22-29 (.758);
3-PT Goals 6-14 (.428) Presto 4, Warren, Polnitz; Deadball Rebounds 4.

SCORE BY PERIODS	1	2	F
Central Florida	41	39	80
Miami	53	47	100

OFFICIALS: Wirtz, Toliver, Wall
TECHNICAL FOULS: UCF bench
ATTENDANCE: 918

MARCH 8, 1988
DAYTON 90, MIAMI 89
THE UD ARENA, DAYTON, OHIO

MIAMI	FGM-FGA	FTM-FTA	R	PF	A	MIN	TP
BROWN, ERIC	5-9	4-4	12	1	3	35	14
BURNS, DENNIS	14-25	3-3	9	2	8	39	31
HOFORD, TITO	11-16	2-3	8	4	0	35	24
WARREN, JOEL	2-3	0-0	1	2	3	19	5
PRESTO, KEVIN	3-10	0-0	2	3	2	29	7
Hocker, Thomas	2-4	2-2	2	0	6	21	8
Dawson, Tim	0-0	0-0	2	2	0	5	0
Moore, Bruce	0-2	0-0	1	3	1	7	0
Williams, Levertis	0-4	0-0	1	2	2	11	0
TEAM TOTALS	37-73	11-12	39	19	25	200	89

FG% 1st Half 20-41 (.488), 2nd Half 17-32 (.531), Game 37-73 (.507);
FT% 1st Half 4-4 (1.000), 2nd Half 7-8 (.875), Game 11-12 (.917); 3-PT
Goals 4-16 (.250) Hocker 2, Presto, Warren; Deadball Rebounds 1.

DAYTON	FGM-FGA	FTM-FTA	R	PF	A	MIN	TP
CORBITT, ANTHONY	7-12	4-6	6	3	3	34	18
ROBINSON, NOLAND	2-4	0-0	0	0	3	16	4
PITTMAN, STEVE	12-19	6-7	13	1	1	39	40
SPRINGER, RAY	4-12	2-2	4	2	7	37	10
KNIGHT, NEGELE	5-11	6-6	4	2	7	38	16
Uhl, Bill	3-10	4-5	5	3	5	28	10
Grevey, Norm	1-1	0-0	0	0	0	5	2
McCracken, Troy	0-0	0-1	1	0	0	3	0
TEAM TOTALS	34-69	22-27	36	11	26	200	90

FG% 1st Half 21-39 (.538), 2nd Half 13-30 (.433), Game 34-69 (.493);
FT% 1st Half 4-4 (1.000), 2nd Half 18-23 (.783), Game 22-27 (.815);
3-PT Goals 0-4 (.000); Deadball Rebounds 1.

SCORE BY PERIODS	1	2	F
Miami	46	43	89
Dayton	46	44	90

OFFICIALS: Weinkuf, Lickliter, Arthur
ATTENDANCE: 11,079

MARCH 12, 1988
MIAMI 92, FLORIDA INTERNATIONAL 76
JAMES L. KNIGHT CENTER, MIAMI, FLORIDA

FLORIDA INTERNATIONAL	FGM-FGA	FTM-FTA	R	PF	A	MIN	TP
WHIGHAM, SYLVESTER	8-24	2-2	4	4	3	34	20
TRUIETT, STEVE	7-11	2-4	14	4	0	26	16
GORDON, JON	1-7	0-0	9	3	0	26	2
BANKS, DAVID	4-4	2-2	2	4	2	23	10
BRYANT, RONNIE	5-10	0-0	4	2	9	32	10
Loft, Michael	3-6	3-3	0	3	0	11	9
Phoenix, Carlton	0-3	0-0	2	0	2	13	0
Rowe, Robert	2-12	2-2	2	3	0	18	6
Armstrong, Daman	1-3	1-2	0	2	0	17	3
TEAM TOTALS	31-90	12-15	45	25	16	200	76


FG% 1st Half 17-41 (.414), 2nd Half 14-49 (.285), Game 31-90 (.344); FT%
1st Half 2-2 (1.000), 2nd Half 10-13 (.769), Game 12-15 (.800); 3-PT Goals
2-16 (.125) Whigham 2; Deadball Rebounds 4.

MIAMI	FGM-FGA	FTM-FTA	R	PF	A	MIN	TP
BROWN, ERIC	6-10	9-13	2	1	0	32	21
BURNS, DENNIS	4-11	3-4	6	3	7	32	11
DAWSON, TIM	0-0	0-0	3	1	0	8	0
WARREN, JOEL	0-1	2-2	1	1	2	10	2
HOFORD, TITO	1-1	2-2	4	3	1	17	5
Hocker, Thomas	5-8	1-2	5	0	1	23	11
Moore, Bruce	3-3	4-4	4	0	6	29	10
Williams, Levertis	3-5	2-2	6	2	3	23	9
Polnitz, Reggie	7-8	0-0	1	2	0	22	19
Richardson, Mark	0-0	4-5	0	0	1	2	4
Ross, Joe	0-0	0-2	1	0	0	1	0
TEAM TOTALS	29-47	27-36	35	13	21	200	92

FG% 1st Half 15-26 (.576), 2nd Half 14-21 (.666), Game 29-47 (.617); FT%
1st Half 6-8 (.750), 2nd Half 21-28 (.750), Game 27-36 (.750); 3-PT Goals
7-10 (.700) Williams 5, Presto, Moore; Deadball Rebounds 5.

SCORE BY PERIODS	1	2	F
FIU	37	39	76
Miami	39	53	92

OFFICIALS: Tetlak, Stone, Grogan
ATTENDANCE: 2,152



UNIVERSITY OF MIAMI BASKETBALL THROUGH THE YEARS – 1926-1988

Hurricane basketball is back. In a big way.


The resurrection of the men's basketball program at the University of Miami has signalled the start of a new and exciting era in the storied history of intercollegiate athletics at the UM. The slick new edition of Miami men's basketball will develop through its infancy under the watchful eyes of nation-wide television audiences, and extensive print, radio and television coverage will assist in creating instant exposure for this young group of pioneers who dare to tackle and create history.

The road back was not an easy one for those who have thirsted for basketball in this continually prospering section of the country. Moreover, the previous path traveled by Miami basketball players, coaches and fans was dotted by flashes of brilliance, color and sometimes disappointment.

Here is a capsule summary of the sixty years of Miami basketball that have intermittently played a part in the history of the athletic program at the University and its neighboring community.

When it all began again, on November 22, 1985, the green Hurricanes were shooting to improve on an all-time record of 456 wins and 297 losses for a .606 winning percentage. And that was an impressive ledger to improve upon.

- The Hurricanes fielded a freshman team in 1926-27, finishing 7-1 under head coach **Art Webb**.
- In 1927-28, the first official varsity basketball team at the University of Miami posted an 8-4 mark, knocking off **Rollins 52-15** in the opener.
- Miami records list no official results from 1932 through 1938. During that period of time, representatives from the school played local AAU and church sponsored teams under coach **Tom McCann**.
- The Hurricanes returned to intercollegiate competition in the 1938-39 season, posting a 4-6 record under head coach **Hart Morris**.
- Like many other institutions across the nation, Miami dropped intercollegiate basketball during the war years of 1942 through 1945.




Bruce Hale (center) was hired in 1954.

- In 1954, the University named **Bruce Hale** as its head basketball coach. The retired Air Force captain and former professional basketball star held the UM head coaching post for 13 seasons, leading the Hurricane program through its glory years of intercollegiate basketball. Before the end of Hale's tenure in 1967, the Hurricanes won 220 games and lost 112 for a .663 winning percentage. Hale's first Miami team turned in a 9-11 record, but there were no other losing campaigns in the next 12 years. The streak of non-losing seasons extended into the 1968-69 season--marking 14 consecutive seasons of .500 basketball or better for the UM.

- Hale's 1959-60 club was the only UM men's basketball team to ever advance to the **NCAA Tournament**. That 1959-60 edition ran its record to 23-3 before bowing to Western Kentucky, 107-84, in the first round of the tournament.

- During that historic 1959-60 NCAA Tournament year, junior guard **Dick Hickox** became the first UM basketball player to earn All-America recognition. Hickox averaged 22.1 points per game during that season en route to becoming a member of the AP and UPI All-America teams.



Dick Hickox, UM's first All American.

- The Dick Hickox led Hurricanes of 1960-61 returned to post season play--falling in the first round of the **NIT** to **St. Louis, 58-56**. The 1960-61 squad compiled a 20-7 record.
- In 1962-63, Miami advanced to the second round of the **NIT** before falling to **Providence 106-96**. An opening round NIT victory over St. Francis (71-70) marked the only Miami victory ever in post season play.
- From 1962 through 1965, Miami recorded three consecutive twenty-game winning seasons, rolling up a composite record of 65-16. The star of these Hurricane glory teams was a brilliant scorer named **Rick Barry**.
- In 1964-65, **Barry** became the Hurricanes' only **consensus All-America** selection. The 6-7, 200 pound native of Rosselle Park, New Jersey led the nation in scoring with a 37.4 average in his senior season. He later went on to become the only player in basketball history to win single season scoring titles in the NCAA, the ABA, and the NBA.

- **The 1964-65 Miami squad**, led by Barry's scoring brilliance, established a new **NCAA offense record** by averaging **98.4 points per game**. The 'Canes, however, were not allowed to participate in the NCAA Tournament that year--after posting a 22-4 record--because of recruiting violations.

- Bruce Hale resigned as head coach after the 1966-67 season, and UM assistant **Ron Godfrey** assumed the head coaching responsibilities.

- **Don Curnutt** closed out his Miami basketball career in 1970 as the Hurricanes' third and last player to receive All America recognition.

- **February 27, 1971--The last victory by a University of Miami men's basketball team** came in the second to last game of the season, a 100-94 triumph over Florida State at home in the Dinner Key Auditorium. The 'Canes shot a season high 62.5% from the floor as all five Miami starters scored in double figures.



Rick Barry averaged 37.4 points per game as a senior.

MIAMI (100)	FG	FT	R	PF	TP
O'Riordan, Kevin	12-7	6-6	12	5	20
Hubbard, Lee	7-5	4-2	7	3	12
Allen, Willie	15-10	4-1	11	5	21
Strong, Donald	13-6	8-6	3	2	18
Spagnolo, Bob	13-9	5-2	0	0	20
Klein, Richard	3-3	6-3	1	0	9
Law, Rick	1-0	0-0	1	0	0
Total	64-40	33-20	35	15	100

FLORIDA ST. (94)	FG	FT	R	PF	TP
King, Ron	18-7	3-2	8	3	16
Garrett, Rolland	11-6	4-2	4	3	14
Royals, Reggie	17-7	5-4	9	5	18
Elizy, Vernell	16-10	3-3	4	2	23
Petty, Otto	5-4	2-2	3	3	10
Samuel, Greg	2-1	2-1	1	0	3
Harris, Ron	10-4	2-2	3	1	10
Total	79-39	21-16	32	17	94

FSU	41	53	94
MIAMI	43	57	100

Officials: Copeland, Lambert
Attendance: 1837

- **March 1, 1971--**after posting a four year record of 47-56 at Miami, Ron Godfrey resigned his post as head basketball coach, effective following Miami's final game of the season against nationally ranked Jacksonville.

- **March 2, 1971--The last basketball game played by a University of Miami men's team** took place at the Dinner Key Auditorium where one of the largest UM home crowds in recent years turned out to see the Hurricanes host nationally-ranked Jacksonville. The Dolphins downed Miami by a 94-75 count.

MIAMI (75)	FG	FT	R	PF	TP	JACKSONVILLE (94)	FG	FT	R	PF	TP
O'Riordan, Kevin	15-5	1-1	9	3	11	Fleming, Ernie	17-9	6-2	13	2	20
Hubbard, Lee	17-5	1-1	7	2	11	Burrows, Pembroke	15-7	5-3	16	3	17
Allen, Willie	21-5	10-7	16	3	17	Gilmore, Artis	20-9	5-3	16	3	21
Strong, Donald	11-8	6-2	6	4	18	Fox, Harold	23-13	3-0	4	1	26
Spagnolo, Bob	13-5	0-0	2	1	10	Dublin, Chip	5-2	0-0	3	2	4
Snell, Willie	1-1	0-0	3	2	2	Baldwin, Rusty	1-0	3-2	1	3	2
Law, Rick	2-1	1-0	3	3	2	Kruer, Wayne	1-0	0-0	5	1	0
Klein, Richard	8-0	2-2	4	1	2	Blevins, Mike	4-2	0-0	1	1	4
Kisker, David	4-1	0-0	1	1	2	Carter, Phil	0-0	2-0	0	0	0
Total	92-31	21-13	51	20	75	Total	86-42	24-10	59	16	94

JACKSONVILLE	48	46	94	Officials:	Pace, Canzoneri
MIAMI	43	32	75	Attendance:	4262

- **April 22, 1971--**The University of Miami Board of Trustees voted to drop the sport "temporarily until such time as a permanent fieldhouse can be constructed on the main campus." Sagging attendance figures and serious financial losses were also believed to contribute to the discontinuation of men's basketball at the University of Miami.

- **July 15, 1983--Sam Jankovich** was named athletic director at the University of Miami. Coming to the UM after a successful stint as the athletic director at Washington State, Jankovich immediately announced that the resurrection of men's basketball at Miami would be his primary priority in the early months of his tenure, enabling the UM to have "one of the nation's most complete and visible overall programs in the country."

- **October 12, 1983--**The University of Miami Board of Trustees unanimously voted to reinstate men's basketball at the University of Miami. The Board made the decision after reviewing a report submitted by newly hired Athletic Director Sam Jankovich which stated that men's basketball can be a revenue-producing venture. Moreover, nearly \$500,000 had already been raised in support of bringing intercollegiate basketball back to the University. It was also announced that the Hurricanes would be ready to compete on the **Division I level in the 1985-86** season, and the downtown **James L. Knight Center** would serve as the home court for the reborn program.

"This is an exciting day for the University and for the athletic program," **UM President Edward T. Foote, II** said at a press conference. "And we're keeping in mind the priorities of academics first and athletics second . . . we are pleased that the changes in the economics of intercollegiate basketball allow the University to resurrect one of the country's most popular sports . . . and the rise in television income during recent years makes basketball a money-maker at universities like ours. We look forward to welcoming these Hurricanes home again."



- **March 21, 1984**--**Bill Foster**, a 47-year-old native of Hemingway, South Carolina was named the seventh men's basketball coach at the University of Miami. Foster came to Miami after 19 years as a head coach at three different institutions, Shorter College, North Carolina-Charlotte, and Clemson. Foster also announced on this day that **Clint Bryant**, a long time assistant at Clemson, would also join the Miami staff in a similar capacity.



Sam Jankovich and Bill Foster, March 21, 1984.


- **April 9, 1984**--Foster announced the hiring of a second assistant coach, **Seth Greenberg**, who was serving as an assistant coach to Terry Holland at the University of Virginia.
- **April 16, 1984**--**Tim Harvey**, a 6-10, 240-pound center, became the first basketball player to commit to the University of Miami in over 14 years. The Plainfield, New Jersey native announced that he would transfer to Miami after spending two seasons in the Georgia Tech program.
- **July 1, 1984**--A third assistant coach was hired to complete the basketball staff as Miami native **Cesar Odio** returned home after serving as an assistant coach at his alma mater, Florida Southern College.
- **October 11, 1984**--Nearly one full year after the announcement that basketball would return to the University, Athletic Director Sam Jankovich announced that a million dollar-plus practice facility would be constructed on the Coral Gables campus. The new all purpose structure--located between the Hecht Athletic Center and the Greentree Practice Fields--would be totally funded through a gift from the **James L. Knight Charitable Trust**.
The first phase of the 1985-86 basketball schedule was also announced on this day, and the line-up included such perennial powers as North Carolina, Georgia, Notre Dame, Marquette, and Dayton.
- **October 15, 1984**--The first men's basketball practice session in over twelve years was held on the patio in the center of campus. More than 200 members of the student body participated as Foster and his assistants searched for prospects under the warm sunshine.
- **April 24, 1985**--Foster announced that the UM's 1985-86 basketball roster will include nine freshmen, one sophomore, and one junior as the spring signing period ends for NCAA basketball.

- **August 16, 1985** -- Athletic Director Sam Jankovich announced that the 1985-86 basketball schedule had been completed and that network television coverage of the Hurricane program would include two games to be broadcast by **CBS (Arizona)** and **ESPN (Notre Dame)**.

Jankovich also announced the completion of a local television schedule (**WBFS-Channel 33**) that would bring all nine UM road games back to Miami by way of live local broadcasts. Channel 33 would also carry selected home games in the Knight Center.

WIOD Radio, the radio voice of UM football and baseball would also carry all Hurricane basketball games during the 1985-86 season.

- **October 15, 1985** -- Basketball practice officially begins at the University of Miami in the Knight Sports Complex.
- **November 12, 1985** -- **The Knight Sports Complex** was dedicated at a gala banquet that was held on the basketball courts of the new structure. **CBS basketball analyst Billy Packer** served as the evening's guest speaker for an event which welcomed over 500 guests to the on-campus home of Hurricane basketball. The facility now serves as the practice home to the men's and women's basketball programs while also housing the men's basketball coaching staff offices. In addition, the Knight Sports Complex enabled the athletic program to more than double the size of the existing strength room, while also providing meeting rooms and lecture rooms for all of Miami's student athletes. The structure is located between the Hecht Athletic Center and the Greentree Practice Field and Track.



James L. Knight (right) addressed the crowd of more than 500 who attended the dedication ceremony of the Knight Sports Complex as James McLamore (Chairman, UM Board of Trustees) looked on.

- **November 22, 1985** -- The brand new era of Hurricane basketball was ushered in by a young UM squad which defeated **The Citadel 85-77** in front of a sell-out crowd of 4,984 at the Knight Center. **Dennis Burns (24 points)**, **Kevin Presto (22)** and **Eric Brown (21)** combined to lead the Miami offense, while **Bryan Hughes** enjoyed the distinction of scoring Miami's first point in 14 years (a free throw with 18:34 remaining in the first half).

MIAMI (85)	FG	FT	R	PF	TP
Brown, Eric	17-8	6-5	11	4	21
Burns, Dennis	22-12	0-0	4	0	24
Harvey, Tim	6-5	4-3	5	4	13
Hughes, Bryan	5-1	3-1	5	2	3
Presto, Kevin	10-8	8-6	4	3	22
Richardson, Mark	3-0	0-0	5	4	0
Roberson, Terrell	2-1	0-0	2	0	2
Hare, Terance	0-0	0-0	0	1	0
Noblet, Mike	0-0	0-0	1	1	0

CITADEL (77)	FG	FT	R	PF	TP
Burgess, Craig	10-4	8-8	5	3	16
Hill, Kent	8-3	6-4	5	3	10
Hartwell, John	12-8	6-3	11	3	19
Bardo, Craig	23-9	0-0	5	4	18
Tharpe, Jimmy	11-3	5-4	1	4	10
Conroy, Ed	5-1	0-0	2	3	2
Brodway, Bill	3-0	0-0	1	0	0
Hargette, John	2-1	0-0	6	0	2
Roulston, Bill	1-0	0-0	2	0	0
Campbell, Shelton	0-0	0-0	0	0	0
Stevens, James	0-0	0-0	0	0	0
Sawyer, Richey	0-0	0-0	0	0	0
Bryant, Leon	0-0	0-0	0	0	0

65-35 21-15 37 19 85


75-29 25-19 38 20 77

CITADEL
MIAMI


37 40 77
41 44 85

Officials:
Attendance:

Tanner, Pent, Long
4984




Forward Dennis Burns thrilled Miami fans on opening night with six dunks.




Miami's most heralded basketball player Rick Barry addressed the Knight Center sell-out crowd of 4,984.

- **November 30, 1985** – Miami stuns 1985 NCAA Tourney participant **Georgia** with a thrilling 81-78 victory to capture the first **AMI Classic Championship** at the James L. Knight Center.
- **March 5, 1986** – An 84-62 loss to Marquette in Milwaukee closed the Hurricanes' first season since 1970-71. Miami finished the year with a **14-14 record**, giving Bill Foster his 19th non-losing record in 20 years as a collegiate head coach.
- **The 1986-87 season** – Though still considered the "**youngest team in America**," Miami compiled a 15-16 slate – recording upset victories over Marquette, Stanford and Florida State, while losing by only four points to a Providence team that advanced to the NCAA Final Four.

The close of the 1987-88 season left the Hurricanes boasting a 17-14 record that included thrilling victories over both Providence and Virginia Commonwealth. However, a late season loss at Dayton (90-89) closed the door on Miami's post-season tournament hopes. Following the season, center Tito Horford announced his intention to enter the NBA Draft without completing his final two seasons of eligibility. The 'Canes were left with anything but a depleted roster as ten lettermen, including eight seniors, returned for the UM's fourth season of NCAA Division I competition since the rebirth of the program.



Within three seasons, the brand new Miami program has produced a player who has moved on to the professional ranks in Tito Horford — Second Round of the 1988 NBA Draft to the Milwaukee Bucks.



Kevin Presto

ALL-TIME RECORDS

TEAM — GAME

Most Points: 148 vs. Rollins, 1965.
Opp: 127 by UCLA, 1970.

Other Top Scoring Games:
144 vs. Rollins, 1963
141 vs. Tampa, 1965
136 vs. Tampa, 1965
134 vs. Tampa, 1964
128 vs. Rollins, 1965
127 vs. Jacksonville, 1965
127 vs. Rollins, 1964
124 vs. Florida Southern, 1965
121 vs. LaSalle, 1964
121 vs. Florida Southern, 1960
120 vs. Rollins, 1963
120 vs. Florida Southern, 1964
120 vs. Tampa, 1966
118 vs. Florida A&M, 1970
117 vs. Jacksonville, 1966
117 vs. Jacksonville, 1964
116 vs. Florida Southern, 1963
115 vs. Oklahoma City, 1965
115 vs. Loyola of the South, 1965
113 vs. Oklahoma City, 1962
113 vs. Tampa, 1960
113 vs. Tampa, 1959

Most Points in Loss: 113 vs. Oklahoma City, 1962.

Largest Margin of Victory: 69 (148-79) vs. Rollins, 1965.

Largest Total Score: 255, Miami-136, Tampa-119, 1965.

Most Personal Fouls: 36 vs. Tampa, 1962.

Most Total Personal Fouls: 73 vs. Tampa, 1965.

Fewest Personal Fouls: 5 vs. Rollins, 1962.

Fewest Total Personal Fouls: 13 vs. Rollins, 1962.

Most Field Goals: 60 vs. Rollins, 1965.

Highest Field Goal Percentage: .667 (24 of 36) vs. Coppin State, 1988.

Most Free Throws: 46 vs. Tampa, 1956.

Most Free Throws Attempted: 61 vs. Kentucky-Wesleyan, 1957.

Highest Free Throw Percentage: 1.000 (18 of 18) vs. Maryland, 1965.

.969 (32 of 33) vs. Creighton, 1964.

.938 (15 of 16) vs. Winthrop, 1986

TEAM — SEASON

Most Victories: 23, 1960, 1963.

Most Defeats: 19, 1971.

Longest Winning Streak: 13, 1947.

Longest Losing Streak: 10, 1971.

Most Games Over 100 Points: 10, 1965.

Most Points: 2,575, 1964.

Opp: 2,521, 1970.

Highest Scoring Average: 98.4, 1965.

Opp: 96.9, 1970.

Most Rebounds: 1,559, 1963.

Opp: 1,398, 1960.

Most Field Goals: 991, 1964.

Opp: 992, 1970.

Most Free Throws: 663, 1960.

Opp: 597, 1956.

INDIVIDUAL — GAME

Points Scored

Rick Barry vs. Rollins, 196559
Rick Barry vs. Tampa, 196555
Rick Barry vs. Florida Southern, 196554
Rick Barry vs. Jacksonville, 196452
Rick Barry vs. Tampa, 196551
Rick Barry vs. Oklahoma City, 196551
Rick Barry vs. Houston, 196550
Rick Barry vs. Rollins, 196450
Mike McCoy vs. Rollins, 196348
Sy Chadroff vs. Rollins, 195247

Field Goals

Rick Barry vs. Houston, 196521
Rick Barry vs. Rollins, 196520
Rick Barry vs. Rollins, 196520
Mike McCoy vs. Rollins, 196320
Rick Barry vs. Rollins, 196419
Rick Barry vs. Jacksonville, 196419
Rick Barry vs. Oklahoma City, 196519
Mike Wittman vs. Oklahoma City, 196519
Rick Barry vs. Yale, 196518
Wayne Beckner vs. Tampa, 196518
Sy Chadroff vs. Rollins, 195218
John Dampier vs. Army, 196418

Free Throws

Ron Godfrey vs. Oklahoma City, 196022
Rick Barry vs. Florida Southern, 196522
Rick Barry vs. Rollins, 196519
Rick Barry vs. St. Joseph, 196419
Joe Munley vs. Kentucky-Wesleyan, 195717
Rick Barry vs. San Francisco, 196417
Rick Barry vs. St. Mary's, 196517
Rick Barry vs. Tampa, 196517
Dick Hickox vs. Stetson, 195916
Harry Manushaw vs. Loyola, 195915
Dick Miani vs. Tulane, 195615
Rick Barry vs. Louisville, 196315
Dick Hickox vs. Kentucky-Wesleyan, 196015
Rick Barry vs. Tampa, 196515
Rick Barry vs. Jacksonville, 196515

Rebounds

Rick Barry vs. Oklahoma City, 196529
Wayne Canaday vs. Bucknell, 196928
Rick Barry vs. Rollins, 196527
Harry Manushaw vs. Florida State, 195927
Harry Manushaw vs. Morehead State, 195926
Rick Barry vs. Cornell, 196325
Rusty Parker vs. Florida State, 196825
Rick Barry vs. Houston, 196524
Rick Barry vs. Tampa, 196524
Harry Manushaw vs. Toronto, 195924
Wayne Beckner vs. Rollins, 196324

INDIVIDUAL — SEASON

Points Scored (Games)

Rick Barry, 1965 (26)973
Rick Barry, 1964 (27)870
Don Curnutt, 1970 (25)709
Don Curnutt, 1969 (24)662
Don Curnutt, 1968 (28)635

Dick Hickox, 1960 (27)	596
Mike Wittman, 1967 (26)	585
Mike Wittman, 1966 (26)	567
Rusty Parker, 1968 (28)	558
Mike McCoy, 1963 (28)	554
Eric Brown, 1988 (30)	551
John Dampier, 1964 (30)	521
Scoring Average (Games)	
Rick Barry, 1965 (26)	37.4
Rick Barry, 1964 (27)	32.1
Don Curnutt, 1970 (25)	28.4
Don Curnutt, 1969 (24)	27.6
Don Curnutt, 1968 (28)	22.7
Mike Wittman, 1967 (26)	22.3
Dick Hickox, 1960 (27)	21.8
Sy Chadroff, 1952 (22)	20.9
Field Goals Made (Games)	
Rick Barry, 1965 (26)	340
Rick Barry, 1964 (27)	314
Don Curnutt, 1970 (25)	283
Don Curnutt, 1968 (28)	268
Don Curnutt, 1969 (24)	262
Mike McCoy, 1963 (28)	237
Dick Hickox, 1960 (27)	219
Mike Wittman, 1967 (26)	219
Rusty Parker, 1968 (28)	214
John Dampier, 1964 (27)	211
Field Goal Percentage (Attempts, 175 or more)	
Eric Brown, 1988 (333)	580
Rusty Parker, 1966 (254)	551
Rick Barry, 1964 (572)	549
Tito Horford, 1988 (326)	540
Rusty Parker, 1968 (406)	527
Rick Barry, 1965 (651)	522
Dennis Burns, 1988 (400)	508
Bill Soens, 1967 (352)	506
Eric Brown, 1986 (346)	503
Jerry Stevenson, 1968 (346)	503
Mark Richardson, 1986 (246)	500
Carl Stavretti, 1963 (304)	500
Free Throws Made (Games)	
Rick Barry, 1965 (26)	293
Rick Barry, 1964 (27)	242
Eric Brown, 1988 (30)	161
Ron Godfrey, 1960 (27)	159
Dick Hickox, 1960 (27)	158
Mike Wittman, 1966 (26)	151
Mike Wittman, 1967 (26)	147
Gene Stage, 1957 (26)	145
Don Curnutt, 1970 (25)	143
Dick Miani, 1956 (26)	139
Don Curnutt, 1969 (24)	138
Free Throws Attempted (Games)	
Rick Barry, 1965 (26)	341
Rick Barry, 1964 (27)	287
Eric Brown, 1988 (30)	229
Willie Allen, 1971 (25)	227
Ron Godfrey, 1960 (27)	207
Mike Wittman, 1966 (26)	206
Dick Hickox, 1960 (27)	198
Willie Allen, 1970 (26)	188
Howard Keene, 1953 (21)	187
Gene Stage, 1957 (26)	186

Returning Players in Bold

Free Throw Percentage (Attempts)

Rick Jones, 1966 (153)	876
Don Curnutt, 1970 (166)	861
Rick Barry, 1965 (341)	859
Rick Barry, 1964 (287)	843
Dick Miani, 1956 (166)	837
Rick Barry, 1963 (158)	829
Wayne Beckner, 1965 (128)	828
Don Curnutt, 1968 (120)	825
Jack Spisak, 1963 (109)	816
Don Curnutt, 1969 (170)	812

20-Point Games

Rick Barry, 1965	24
Rick Barry, 1964	24
Don Curnutt, 1970	21
Don Curnutt, 1969	21
Don Curnutt, 1968	19
Mike Wittman, 1967	17
Dick Hickox, 1960	17
Mike McCoy, 1962	14
Rusty Parker, 1968	13
Bill Soens, 1967	13
Rick Barry, 1963	13
Gene Stage, 1957	13
Dick Miani, 1956	13

30-Point Games

Rick Barry, 1964	19
Rick Barry, 1965	18
Don Curnutt, 1969	11
Don Curnutt, 1970	10
Rusty Parker, 1968	5
Don Curnutt, 1968	4
Mike Wittman, 1967	4
John Dampier, 1964	4
Dick Hickox, 1960	4
Mike Wittman, 1966	3
Sy Chadroff, 1952	3

Rebounds (Games)

Rick Barry, 1965 (26)	475
Rick Barry, 1964 (27)	448
Harry Manushaw, 1959 (25)	372
Rick Barry, 1963 (24)	351
Mike McCoy, 1963 (28)	350
Mike McCoy, 1962 (26)	336
Bill Soens, 1967 (26)	330
Wayne Canaday, 1970 (26)	327
Edwin Morris, 1956 (26)	322
Harry Manushaw, 1960 (27)	321
Willie Allen, 1970 (26)	320

INDIVIDUAL — CAREER

Points Scored (FG+FT)

Rick Barry, 1963-64-65 (816-666)	2,289
Don Curnutt, 1968-69-70 (813-380)	2,006
Dick Hickox, 1959-60-61 (560-409)	1,529
Eric Brown, 1986-87-88 (550-387)	1,505
Ron Godfrey, 1959-60-61 (518-348)	1,384
Mike Wittman, 1965-66-67 (492-335)	1,319
Willie Allen, 1969-70-71 (482-329)	1,293
Mike McCoy, 1961-62-63 (524-183)	1,231
Gene Stage, 1956-57-58 (450-292)	1,192
Rusty Parker, 1966-67-68 (472-246)	1,190
Dennis Burns, 1986-87-88 (478-138)	1,100
Whitey Campbell, 1947-48-49-50 (471-134)	1,076

Julie Cohen, 1960-61-62 (388-266)	1,042
Dick Miani, 1953-54-55-56 (392-258)	1,042
Rick Jones, 1965-66-67 (374-281)	1,029
Edwin Morris, 1956-57-58 (361-308)	990
Marty Burdette, 1956-57-58 (365-260)	990
Sy Chadroff, 1950-51-52 (382-203)	967
Wayne Beckner, 1963-64-65 (386-188)	960
Junior Gee, 1965-66-67 (378-190)	946
Mackey MacDonald, 1949-50-51 (392-145)	929
Kevin Presto, 1986-87-88 (294-183)	887
William Soens, 1951-52-53 (301-249)	851
Howard Keene, 1959-60-61 (346-158)	850
Bruce Applegate, 1947-48-49-50 (322-174)	818
Abe Friedman, 1969-70 (328-136)	792
Tito Horford, 1987-88 (315-157)	783
Wayne Canaday, 1959-60-61 (265-222)	752

Field Goals

Rick Barry, 1963-64-65	816
Don Curnutt, 1968-69-70	813
Dick Hickox, 1959-60-61	560
Eric Brown, 1986-87-88	550
Mike McCoy, 1961-62-63	524
Ron Godfrey, 1959-60-61	518
Mike Wittman, 1965-66-67	492
Willie Allen, 1969-70-71	482
Dennis Burns, 1986-87-88	478
Rusty Parker, 1966-67-68	472
Whitey Campbell, 1946-47-48-49	471
Gene Stage, 1956-57-58	450

Free Throws

Rick Barry, 1963-64-65	666
Dick Hickox, 1959-60-61	409
Eric Brown, 1986-87-88	387
Don Curnutt, 1968-69-70	380
Ron Godfrey, 1959-60-61	348
Mike Wittman, 1965-66-67	335
Willie Allen, 1969-70-71	316
Edwin Morris, 1956-57-58	308
Gene Stage, 1956-57-58	292
Rick Jones, 1965-66-67	281
Julie Cohen, 1960-61-62	266


20-Point Games

Don Curnutt, 1968-69-70	61
Rick Barry, 1963-64-65	61
Dick Hickox, 1959-60-61	41
Mike Wittman, 1965-66-67	33
Eric Brown, 1986-87-88	30
Willie Allen, 1969-70-71	28
Ron Godfrey, 1959-60-61	28
Mike McCoy, 1961-62-63	27
Gene Stage, 1956-57-58	22
Bill Soens, 1967-68	20
Rusty Parker, 1966-67-68	20


Rebounds

Rick Barry, 1963-64-65	1,274
Willie Allen, 1969-70-71	916
Harry Manushaw, 1959-60-61	914
Mike McCoy, 1961-62-63	857
Edwin Morris, 1956-57-58	787
Ron Godfrey, 1959-60-61	767
Mike Wittman, 1965-66-67	695
Rusty Parker, 1966-67-68	675
Howard Keene, 1951-52-53	660
Wayne Canaday, 1969-70	646

Returning Players in Bold




Dennis Burns




Eric Brown

LEADING SCORER YEAR BY YEAR


YEAR	PLAYER	FG	FT	TOTAL POINTS
1927-28	No record available			
1929	Rodger Ashman	49	18	116
1930-32	No record available			
1933-1938	No team			
1939	No record available			
1940	John Tobin	86	24	196
1941	John Tobin	71	27	169
1942	John Tobin	91	39	221
1943-1945	No team			
1946	Louis Edwards	53	17	123
1947	Bob Campbell	135	48	318
1948	Abe Friedman	92	37	221
1949	Bob Campbell	164	39	367
1950	Mackey McDonald	134	48	316
1951	Sy Chadroff	107	54	268
1952	Sy Chadroff	180	99	459
1953	Howard Keene	112	126	350
1954	Willie Schayowitz	95	37	227
1955	Dick Miani	114	73	301
1956	Dick Miani	186	139	511
1957	Gene Stage	158	145	461
1958	Gene Stage	137	79	353
1959	Dick Hickox	161	131	453
1960	Dick Hickox	219	158	596
1961	Dick Hickox	180	120	480
1962	Mike McCoy	199	80	478
1963	Mike McCoy	237	80	554
1964	Rick Barry	314	242	870
1965	Rick Barry	340	293	973
1966	Mike Wittman	208	151	567
1967	Mike Wittman	219	147	585
1968	Don Curnutt	268	99	635
1969	Don Curnutt	262	138	662
1970	Don Curnutt	283	143	709
1971	Willie Allen	184	129	497
1986	Eric Brown	174	112	460
1987	Eric Brown	183	114	460
1988	Eric Brown	193	161	551



Mike McCoy




Mike Wittman



Willie Allen

MIAMI ALL-AMERICANS




Dick Hickox, 1960
(AP, UPI)

YEAR	G	FG-FGA	PCT	FT-FTA	PCT	REB	RPG	PTS	PPG
1958-59	25	161-378	.426	131-162	.809	98	3.9	453	18.1
1959-60	27	219-460	.476	158-198	.798	100	3.7	596	22.1
1960-61	27	180-437	.412	120-152	.788	138	5.1	480	17.8
TOTALS	79	560-1275	.439	409-512	.799	336	4.3	1529	19.4



Rick Barry, 1965
(Consensus)

YEAR	G	FG-FGA	PCT	FT-FTA	PCT	REB	RPG	PTS	PPG
1962-63	24	162-341	.475	131-158	.829	351	14.6	455	19.0
1963-64	27	314-572	.549	242-287	.843	448	16.6	870	32.1
1964-65	26	340-651	.522	292-341	.859	475	18.3	973	37.4
TOTALS	77	816-1564	.522	665-786	.846	1274	16.5	2298	29.8



Don Curnutt, 1970
(AP, UPI)

YEAR	G	FG-FGA	PCT	FT-FTA	PCT	REB	RPG	PTS	PPG
1967-68	28	268-559	.480	99-120	.825	64	2.3	635	22.7
1968-69	24	262-613	.428	138-170	.812	72	3.0	662	27.6
1969-70	25	283-644	.439	143-166	.861	54	2.2	709	28.4
TOTALS	77	813-1816	.448	380-456	.833	190	2.5	2006	26.1


HURRICANE HEAD COACHING RECORDS

Coch, seasons, (years)	Won	Lost	Pct.
Art Webb, 3 seasons (1926-28, 1930-31)	18	12	.600
Tom McCann, 2 seasons (1928-29, 1931-32)	30	7	.811
Hart Morris, 10 seasons (1938-42, 1946-52)	119	82	.592
W.H. Steers, 1 season (1945-46)	8	5	.615
Dave Wike, 2 seasons (1952-54)	14	22	.389
Bruce Hale, 13 seasons (1954-67)	220	112	.663
Ron Godfrey, 4 seasons (1967-71)	47	57	.452
Bill Foster, 3 seasons (1985-88)	46	44	.511
TOTALS	502	341	.595

UNIVERSITY OF MIAMI YEARLY BASKETBALL RESULTS

Year	W	L	PCT	Points Scored		Head Coach
				Miami	Opponents	
1926-27*	7	1	.875	348	170	Art Webb
1927-28	8	4	.667	406	310	Art Webb
1928-29	13	6	.684	670	419	Tom McCann
1930-31	3	7	.300	252	331	Art Webb
1931-32#	17	1	.944	816	456	Tom McCann
1938-39	4	6	.400	372	422	Hart Morris
1939-40	8	12	.400	716	824	Hart Morris
1940-41	10	6	.625	707	654	Hart Morris
1941-42	9	7	.563	628	570	Hart Morris
1942-45	No teams during war years					
1945-46	8	5	.615	560	568	W.H. Steers
1946-47	20	7	.769	1400	1192	Hart Morris
1947-48	11	7	.611	997	902	Hart Morris
1948-49	19	8	.704	1633	1515	Hart Morris
1949-50	14	9	.609	1446	1393	Hart Morris
1950-51	10	12	.455	1487	1520	Hart Morris
1951-52	14	8	.636	1687	1438	Hart Morris
1952-53	9	12	.429	1503	1502	Dave Wike
1953-54	5	10	.333	1015	1161	Dave Wike
1954-55	9	11	.450	1555	1544	Bruce Hale
1955-56	14	12	.539	2170	2115	Bruce Hale
1956-57	13	13	.500	2029	2167	Bruce Hale
1957-58	14	8	.636	1741	1641	Bruce Hale
1958-59	18	7	.720	2190	2029	Bruce Hale
1959-60	23	4	.852	2427	2192	Bruce Hale
1960-61	20	7	.741	2230	2036	Bruce Hale
1961-62	14	12	.539	2069	2045	Bruce Hale
1962-63	23	5	.821	2509	2201	Bruce Hale
1963-64	20	7	.741	2575	2352	Bruce Hale
1964-65	22	4	.846	2558	2190	Bruce Hale
1965-66	15	11	.577	2271	2208	Bruce Hale
1966-67	15	11	.577	2126	2091	Bruce Hale
1967-68	17	11	.607	2368	2419	Ron Godfrey
1968-69	14	10	.583	1985	2048	Ron Godfrey
1969-70	9	17	.346	2293	2521	Ron Godfrey
1970-71	7	19	.269	2143	2373	Ron Godfrey
1985-86	14	14	.500	2006	2131	Bill Foster
1986-87	15	16	.491	2332	2335	Bill Foster
1987-88	17	14	.548	2453	2400	Bill Foster
TOTALS	502	341	.595	60,673	58,385	

*First year UM played all freshman opponents. #Played no senior colleges.



Mark Richardson

SERIES RESULTS WITH ALL OPPONENTS

Agoga (2-0)

1928-29 W 49-19
1928-29 W 63-33

Akron (0-1)

1956-57 L 80-106

Alabama (0-1)

1968-69 L 72-85

Alabama State (1-0)

1987-88 W 110-107 (h)

Alaska-Anchorage (0-1)

1987-88 L 77-78 (a)

Albany Ga. Blues (0-1)

1938-39 L 35-53

Alumni (1-0)

1941-42 W 52-32

American University (2-1)

1970-71 L 82-93
1985-86 W 73-64 (h)
1987-88 W 104-70 (n)

Arizona (0-1)

1985-86 (OT) L 74-81 (h)

Armstrong State (1-0)

1986-87 W 97-47 (h)

Army (3-0)

1957-58 W 92-82
1960-61 W 82-75
1963-64 W 79-71

Auburn (1-0)

1966-67 W 87-73

Banana River A.F. (1-0)

1946-47 W 68-48

Baptist (1-0)

1985-86 W 71-60 (h)

Boca Chica (1-0)

1951-52 W 90-53

Boca Raton AAF (1-2)

1945-46 L 40-55
1945-46 L 41-48
1946-47 W 61-43

Boston College (1-0)

1962-63 W 72-69

Boston University (1-0)

1965-66 W 81-60

Bowling Green (0-1)

1951-52 L 67-78

Boynton (1-0)

1939-40 W 41-29

Bradley (1-0)

1955-56 W 80-73

Brandeis (0-1)

1953-54 L 48-68

Brigham Young (1-2)

1959-60 W 110-93
1960-61 L 80-112
1987-88 L 86-99 (h)

Brooklyn College (2-0)

1985-86 W 102-93 (h)
1986-87 W 83-64 (h)

Brown University (1-1)

1967-68 W 72-71
1985-86 L 61-62 (h)

Bucknell (2-0)

1968-69 W 89-84
1969-70 W 93-88

Centenary (2-2)

1959-60 L 77-84
1960-61 W 86-74
1969-70 W 94-78
1969-70 L 86-107

Central Florida (2-0)

1986-87 W 64-54 (h)
1987-88 W 100-80 (h)

Checker Cab (1-0)

1948-49 W 73-33

Church League All Stars (1-0)

1928-29 W 68-23

The Citadel (1-1)

1958-59 L 77-93
1985-86 W 85-77 (h)

Cincinnati (1-0)

1946-47 W 57-54

City College Charleston (1-0)

1946-47 W 56-52

City Hall (1-0)

1928-29 W 28-20

Clemson (0-3)

1955-56 L 96-98
1958-59 L 61-66
1966-67 L 64-73

Coast Guard (2-0)

1945-46 W 46-45
1945-46 W 52-45

Colgate (1-0)		
1987-88	W	96-68 (h)
Colorado (0-1)		
1956-57	L	66-73
Columbia University (0-1)		
1952-53	L	59-65
Coppin State (2-0)		
1986-87	W	115-76 (h)
1987-88	W	64-54 (h)
Cornell (1-0)		
1962-63	W	94-74
Creighton (2-2)		
1963-64	L	94-124
1965-66	W	91-81
1967-68	W	106-93
1970-71	L	84-104
Culver-Stockton (1-0)		
1951-52	W	68-54
Dartmouth (2-1)		
1950-51	W	61-52
1967-68	W	100-81
1986-87	L	86-88 (h)
Dayton (0-7)		
1956-57	L	48-87
1966-67	L	79-80
1967-68	L	60-98
1970-71	L	77-91
1985-86	L	68-79 (a)
1986-87	L	78-92 (h)
1987-88	L	89-90 (a)
DePaul (0-1)		
1987-88	L	82-101 (h)
Duke (1-3)		
1962-63	W	71-69
1985-86	L	82-104 (a)
1986-87	L	67-74 (h)
1987-88	L	69-107 (a)
Duquesne (2-1)		
1964-65	W	99-95
1969-70	L	88-94
1987-88	W	84-73 (n)
Eastern Airlines (1-0)		
1939-40	W	30-25
Eastern Illinois (0-1)		
1948-49	L	73-89
Eastern Kentucky (1-0)		
1967-68	W	93-87
Eglin Field (0-1)		
1952-53	L	64-66
Elon (0-1)		
1939-40	L	30-58

Fairfield (0-1)		
1985-86	L	47-56 (h)
Fairleigh Dickinson (1-1)		
1986-87	L	70-73 (n)
1987-88	W	81-68 (h)
Florida (20-40)		
1927-28	W	40-39 (a)
1939-40	L	23-36 (a)
1939-40	L	26-53 (a)
1940-41	L	35-48 (h)
1940-41	L	50-62 (h)
1941-42	L	31-47 (a)
1941-42	L	34-37 (a)
1946-47	W	36-33 (h)
1946-47	W	39-35 (h)
1946-47	L	28-42 (a)
1946-47	L	28-61 (a)
1947-48	W	67-50 (h)
1947-48	L	55-58 (h)
1947-48	L	50-72 (a)
1947-48	W	52-49 (a)
1948-49	W	75-65 (h)
1948-49	W	44-42 (h)
1948-49	L	56-90 (a)
1948-49	W	60-50 (a)
1949-50	L	53-60 (h)
1949-50	L	46-66 (a)
1950-51	L	71-78 (h)
1950-51	L	61-71 (a)
1951-52	L	65-69 (a)
1951-52	W	76-68 (h)
1952-53	W	75-73 (h)
1952-53	L	56-78 (a)
1953-54	W	85-75 (h)
1953-54	L	52-75 (a)
1954-55	L	61-70 (h)
1954-55	L	68-80 (a)
1955-56	L	69-74 (h)
1955-56	L	85-87 (a)
1956-57	L	65-89 (h)
1956-57	L	63-98 (a)
1957-58	L	64-73 (h)
1957-58	L	70-75 (a)
1958-59	W	92-82 (h)
1958-59	L	70-85 (a)
1959-60	W	79-77 (h)
1959-60	W	70-65 (a)
1960-61	W	93-74 (h)
1960-61	L	73-81 (a)
1961-62	W	66-61 (h)
1961-62	L	62-74 (a)
1962-63 (OT)	W	91-87 (h)
1962-63	W	86-77 (a)
1963-64	W	95-79 (h)
1963-64	L	91-114 (a)
1964-65	W	67-58 (h)
1964-65	L	69-86 (a)
1965-66	L	66-77 (h)
1965-66	L	66-111 (a)
1966-67	L	88-113 (h)
1966-67	L	57-73 (a)

1968-69	L	62-111 (h)
1985-86	L	64-81 (h)
1985-86	L	53-75 (a)
1986-87	L	60-99 (a)
1987-88	L	73-83 (h)
Florida A&M (3-0)		
1967-68	W	108-98
1968-69	W	94-91
1969-70	W	118-111
Florida International (2-0)		
1986-87	W	102-81 (h)
1987-88	W	92-76 (h)
Florida Southern (56-8)		
1927-28	L	26-40 (a)
1927-28	W	38-18 (h)
1928-29	L	15-39 (a)
1928-29	W	36-29 (h)
1930-31	W	27-24 (h)
1930-31	L	21-40 (a)
1939-40	W	43-42 (a)
1939-40	W	37-30 (a)
1940-41	W	57-43 (a)
1940-41	W	41-33 (h)
1940-41	L	38-50 (h)
1941-42	W	41-21 (h)
1941-42	W	40-25 (h)
1941-42	W	41-34 (a)
1941-42	W	38-32 (a)
1945-46	W	45-40 (h)
1945-46	W	53-47 (h)
1945-46	W	46-43 (a)
1946-47	W	38-25 (h)
1946-47	L	37-41 (h)
1946-47	W	55-43 (a)
1946-47	W	61-43 (a)
1947-48	L	50-59 (a)
1947-48	W	52-43 (a)
1947-48	W	76-44 (h)
1947-48	W	59-42 (h)
1948-49	W	68-47 (a)
1948-49	W	68-57 (a)
1949-50	W	69-59 (h)
1949-50	W	59-49 (h)
1950-51	W	64-61 (a)
1951-52	W	106-43 (h)
1951-52	W	58-41 (a)
1953-54 (2OT)	W	77-70 (a)
1954-55	W	58-44 (h)
1954-55	W	73-71 (a)
1955-56	W	92-80 (h)
1955-56	W	91-90 (a)
1956-57	W	84-69 (h)
1956-57	L	85-95 (a)
1957-58	W	84-69 (a)
1957-58	W	76-58 (h)
1958-59	W	107-80 (h)
1958-59	W	79-76 (a)
1959-60	W	88-71 (a)
1959-60	W	121-85 (h)
1960-61	W	87-54 (h)

1960-61	W	92-80 (a)
1961-62	W	96-67 (h)
1961-62	W	82-73 (a)
1962-63	W	116-93 (h)
1962-63	W	99-83 (a)
1963-64	W	85-78 (a)
1963-64	W	120-79 (h)
1964-65	W	124-93 (h)
1964-65	W	94-82 (a)
1965-66	W	89-66 (h)
1965-66	W	101-80 (a)
1966-67	W	102-72 (h)
1966-67	W	55-49 (a)
1967-68	W	94-76 (a)
1968-69	W	87-83 (a)
1969-70	W	103-92 (a)
1970-71 (OT)	L	95-96 (h)
Florida State University (24-25)		
1950-51	W	80-61 (h)
1950-51	W	79-65 (h)
1951-52	W	93-56 (h)
1951-52	W	76-63 (a)
1951-52	L	70-73 (h)
1952-53	W	93-65 (h)
1952-53	L	75-81 (a)
1953-54	W	78-61 (h)
1953-54	L	69-76 (a)
1954-55	L	66-71 (a)
1954-55	L	80-86 (h)
1955-56	L	76-78 (a)
1955-56	W	91-85 (h)
1956-57	W	85-77 (a)
1956-57	W	98-82 (h)
1957-58	L	70-71 (a)
1957-58	W	86-66 (h)
1958-59	W	85-79 (h)
1958-59	L	69-93 (a)
1958-59	W	92-85 (h)
1959-60	W	93-91 (a)
1959-60	W	107-89 (h)
1960-61	L	78-89 (a)
1960-61	W	75-73 (h)
1961-62	L	60-65 (a)
1961-62	L	80-83 (h)
1962-63 (OT)	L	74-77 (a)
1962-63	W	99-70 (h)
1963-64	L	78-80 (a)
1963-64	W	82-80 (h)
1964-65	L	66-67 (a)
1964-65	W	82-75 (h)
1965-66	L	62-78 (a)
1965-66	W	112-90 (h)
1966-67	L	60-61 (a)
1966-67	W	110-90 (h)
1967-68	L	93-122 (a)
1967-68	W	96-84 (h)
1968-69	L	84-111 (h)
1968-69	L	81-86 (a)
1968-69	L	86-89 (h)
1969-70	L	63-104 (a)
1969-70	L	96-112 (h)
1970-71	L	106-114 (a)

1970-71 W 100-94 (h)
1985-86 W 83-75 (h)
1985-86 L 72-90 (a)
1986-87 W 63-57 (h)
1986-87 L 84-108 (a)

Fordham (0-1)
1970-71 L 83-85

Ft. Lauderdale NAS (0-1)
1945-46 L 31-32

Furman (0-2)
1951-52 L 53-55
1954-55 L 74-91

Georgetown (1-1)
1954-55 W 84-81
1987-88 L 78-82 (h)

George Washington (0-1)
1970-71 L 81-83

Georgia (1-1)
1938-39 L 19-41
1985-86 W 81-78 (h)

Georgia State (1-0)
1985-86 W 82-72 (h)

Georgia Tech (1-1)
1952-53 W 82-60
1966-67 L 84-90

Hartford (1-0)
1985-86 W 66-62 (h)

University of Havana (5-1)
1927-28 W 38-14
1928-29 L 22-26
1938-39 W 38-34
1938-39 W 46-40
1948-49 W 73-57
1948-49 W 66-53

Hawaii (2-1)
1967-68 W 102-83
1967-68 L 76-110
1968-69 W 84-82

Hofstra (1-0)
1985-86 W 70-63 (h)

Holy Cross (1-0)
1960-61 W 77-71

Houston (5-9)
1955-56 L 77-95
1956-57 W 67-63
1959-60 W 72-63
1959-60 L 79-88
1960-61 W 89-78
1961-62 L 69-80
1962-63 W 71-70
1963-64 L 83-93
1964-65 W 103-91
1965-66 L 96-111

1966-67 L 86-105
1967-68 L 64-106
1969-70 L 98-118
1970-71 L 93-99

Illinois (0-1)
1968-69 L 76-86

Iona (1-0)
1959-60 W 69-67

Jacksonville Navy (1-1)
1941-42 W 44-18
1941-42 L 25-46

Jacksonville University (22-6)
1957-58 W 89-87 (h)
1957-58 L 72-86 (h)
1958-59 W 64-62 (a)
1958-59 W 95-93 (h)
1959-60 W 106-98 (h)
1959-60 (OT) W 78-70 (a)
1960-61 (OT) W 93-84 (a)
1960-61 W 96-80 (h)
1961-62 W 93-80 (h)
1961-62 W 90-89 (a)
1962-63 W 103-91 (a)
1962-63 W 112-105 (h)
1963-64 W 97-92 (a)
1963-64 W 117-92 (h)
1964-65 W 86-82 (a)
1964-65 W 127-99 (h)
1965-66 L 69-71 (a)
1965-66 W 117-104 (h)
1966-67 W 75-70 (a)
1966-67 W 106-86 (h)
1967-68 W 72-67 (a)
1967-68 W 76-75 (h)
1968-69 W 94-87 (a)
1968-69 W 95-86 (h)
1969-70 L 87-121 (a)
1969-70 L 97-108 (h)
1970-71 L 82-124 (a)
1970-71 L 75-94 (h)

Jewish Prog. AA-Atlanta (0-1)
1938-39 L 24-39

Junior C. of C. (1-1)
1928-29 W 25-24
1928-29 L 23-28

Kansas (0-1)
1986-87 L 47-82 (a)

Kentucky (0-1)
1956-57 L 75-114

Kentucky Wesleyan (4-1)
1955-56 L 82-86
1956-57 W 100-95
1957-58 W 96-78

1958-59 W 69-64
1959-60 W 104-95

Key West Navy (1-0)
1951-52 W 85-55

Lafayette (1-0)
1970-71 W 78-85

LaSalle (4-9)
1950-51 L 84-95
1950-51 (OT) W 77-75
1960-61 L 74-88
1961-62 L 61-73
1962-63 L 76-78
1963-64 W 121-99
1964-65 L 86-90
1965-66 W 108-102
1966-67 L 82-99
1967-68 L 84-92
1968-69 L 71-96
1969-70 W 103-96
1970-71 L 77-97

Lehigh (1-0)
1970-71 W 74-67

Louisiana State University (2-1)
1950-51 W 68-62
1952-53 L 58-86
1957-58 W 73-65

Louisville (2-5)
1950-51 L 60-73
1952-53 L 74-84
1956-57 L 60-89
1960-61 W 71-69
1961-62 L 59-77
1962-63 W 94-84
1965-66 (OT) L 84-85

Loyola (3-4)
1959-60 W 86-70
1960-61 W 65-61
1961-62 L 70-113
1966-67 W 68-66
1967-68 L 84-86
1969-70 L 84-98
1970-71 L 88-107

Loyola of the South (6-3)
1952-53 L 54-71
1955-56 W 83-82
1957-58 L 62-76
1957-58 W 89-82
1958-59 W 93-84
1963-64 (OT) W 97-90
1964-65 W 115-86
1965-66 L 76-89
1968-69 W 89-80

Manhattan (1-0)
1985-86 W 79-61 (h)

Marist (1-1)
1987-88 (OT) W 79-76 (a)
1987-88 L 62-73 (h)

Marquette (1-2)
1985-86 L 62-84 (a)
1986-87 (OT) W 91-89 (h)
1987-88 L 51-65 (a)

Marshall (1-1)
1941-42 L 33-37
1970-71 W 89-88

Maryland (4-4)
1948-49 L 42-43
1948-49 W 58-48
1953-54 L 57-63
1961-62 L 68-71
1964-65 W 80-73
1967-68 W 93-73
1968-69 W 92-85
1970-71 L 77-111

Maryland-Baltimore County (1-0)
1987-88 W 75-56 (h)

Maryland-Eastern Shore (2-0)
1985-86 W 77-55 (h)
1986-87 W 88-66 (h)

McDill Field (2-0)
1945-46 W 54-50
1947-48 W 67-48

Mediterranean A.S. (1-0)
1945-46 W 46-41

Memphis State (2-3)
1955-56 L 71-79
1963-64 W 78-69
1965-66 L 72-86
1966-67 W 88-63
1967-68 L 44-67

Mercer (0-1)
1938-39 L 37-56

Miami Beach (1-0)
1928-29 W 66-18

Miami Beach All-Stars (1-0)
1952-53 W 70-45

Miami Beach Canoe Club (2-0)
1927-28 W 52-21
1927-28 W 18-9

Miami University (5-3)
1946-47 L 44-60
1954-55 L 73-75
1958-59 (OT) L 87-89
1959-60 W 83-78
1960-61 (OT) W 102-100
1961-62 W 83-73
1964-65 W 100-85
1968-69 W 74-68

Michigan (0-1)		
1987-88	L	76-109 (n)
Mississippi (2-0)		
1949-50	W	82-67
1949-50	W	55-43
Mississippi College (1-0)		
1955-56	W	89-84
Mississippi Southern (1-1)		
1955-56	L	61-63
1956-57	W	85-78
Mississippi State (0-1)		
1957-58	L	64-66
Monmouth (0-1)		
1987-88 (OT)	L	62-64 (h)
Morehead State (4-3)		
1946-47	W	61-56
1955-56	L	89-102
1958-59	W	102-85
1960-61	W	85-70
1961-62	L	81-107
1968-69 (OT)	W	92-91
1970-71	L	75-76
Mount St. Mary's (1-0)		
1966-67	W	86-83
Muffets (2-0)		
1948-49	W	69-51
1949-50	W	78-37
Murray State (2-1)		
1952-53	L	65-69
1959-60	W	92-80
1961-62	W	69-67
Navy (0-1)		
1986-87	L	62-78 (n)
Navy Rec. Barracks (0-1)		
1945-46	L	43-46
Nebraska (1-1)		
1951-52	W	70-60
1970-71	L	58-85
Nevada (1-1)		
1963-64 (OT)	W	81-78
1965-66	L	79-89
New Mexico (0-1)		
1986-87	L	78-87 (a)
New Orleans (0-2)		
1985-86	L	57-64 (a)
1985-86	L	75-85 (h)
New York University (1-1)		
1954-55	L	67-74
1967-68	W	102-91
Niagara (1-0)		
1964-65	W	74-67

North Carolina (0-3)		
1949-50	L	53-55
1949-50	L	51-66
1986-87	L	77-122 (a)
North Carolina State (0-1)		
1939-40	L	35-46
Notre Dame (0-2)		
1985-86	L	73-126 (h)
1986-87	W	49-65 (a)
Ohio State (0-1)		
1953-54	L	81-106
Ohio University (1-1)		
1965-66	W	105-100
1969-70	L	74-99
Oklahoma City (5-4)		
1957-58	W	83-66
1959-60	W	97-84
1961-62 (OT)	L	113-118
1964-65	W	115-92
1966-67	W	111-109
1969-70	L	90-91
1970-71	L	91-94
1970-71	W	90-87
1970-71	L	75-88
Oregon State (0-1)		
1969-70	L	81-86
Pennsylvania (3-3)		
1947-48	L	46-53
1949-50	W	64-62
1949-50	W	53-51
1951-52	L	64-89
1953-54	L	54-67
1966-67	W	82-78
Penn State (0-1)		
1986-87	L	61-74 (h)
Pensacola NAS (2-0)		
1946-47	W	69-50
1946-47	W	64-36
Pepperdine (0-1)		
1969-70 (OT)	L	90-93
Pi Chi (2-0)		
1939-40	W	42-29
1940-41	W	45-27
Pittsburgh (7-4)		
1947-48	W	43-40
1948-49	W	58-52
1948-49	L	48-80
1950-51	L	56-81
1954-55	L	72-78
1958-59	L	65-69
1962-63	W	86-85
1964-65	W	85-71

1967-68	W	100-84
1968-69	W	72-70
1969-70	W	85-67
Ponce de Leon (0-1)		
1928-29	L	11-12
Princeton (1-1)		
1948-49	W	37-35
1948-49	L	55-62
Providence (2-2)		
1962-63	W	82-75
1962-63	L	96-106
1986-87	L	88-92 (h)
1987-88	W	83-77 (a)
Purdue (0-1)		
1987-88	L	82-110 (n)
Radford (1-0)		
1986-87	W	66-62 (n)
Redland (1-0)		
1928-29	W	42-11
Rhode Island (4-0)		
1961-62	W	80-70
1962-63	W	88-80
1963-64	W	105-88
1969-70	W	105-95
Rider (1-0)		
1985-86	W	81-58 (h)
Rio Grande (0-1)		
1953-54	L	88-89
Rollins (35-13)		
1927-28	W	52-15 (h)
1927-28	L	21-32 (a)
1928-29	W	34-15 (h)
1928-29	W	34-13 (a)
1930-31	L	22-32 (h)
1930-31	W	41-39 (h)
1930-31	L	36-39 (a)
1930-31	L	22-26 (a)
1938-39	W	48-29 (h)
1938-39	L	45-49 (h)
1938-39	W	52-39 (a)
1938-39	L	28-42 (a)
1939-40	L	50-51 (h)
1939-40	L	25-38 (h)
1939-40	L	49-56 (a)
1939-40	W	50-49 (a)
1940-41	W	55-29 (h)
1940-41	W	57-41 (h)
1940-41	W	44-35 (a)
1949-50	W	70-54 (a)
1950-51	L	58-59 (a)
1950-51	W	79-54 (h)
1951-52	L	63-78 (a)
1951-52	W	98-61 (h)
1952-53	W	68-60 (a)
1952-53	W	95-69 (h)

1953-54	L	71-85 (a)
1954-55	W	77-69 (a)
1955-56	W	86-72 (h)
1955-56	W	89-82 (a)
1956-57	W	63-51 (h)
1956-57	W	93-86 (a)
1957-58	W	90-71 (h)
1957-58	L	68-72 (a)
1958-59	W	104-87 (h)
1958-59	W	84-81 (a)
1959-60	W	110-86 (h)
1959-60	W	90-79 (a)
1960-61	W	80-62 (a)
1960-61	W	103-75 (h)
1961-62	W	89-67 (a)
1961-62	W	92-54 (h)
1962-63	W	120-72 (a)
1962-63	W	144-75 (h)
1963-64	W	108-90 (h)
1963-64	W	127-85 (a)
1964-65	W	128-95 (a)
1964-65	W	148-79 (h)
St. Francis (PA) (2-0)		
1962-63	W	71-70
1986-87	W	85-82
St. John's (1-2)		
1962-63	W	67-59
1964-65	L	77-79
1966-67	L	70-97
St. Joseph College (0-2)		
1950-51	L	47-58
1963-64	L	76-86
St. Louis (0-1)		
1960-61	L	56-58
St. Mary's (CA) (4-0)		
1963-64	W	101-86
1964-65	W	89-77
1967-68	W	77-70
1969-70	W	91-84
St. Peter's (1-0)		
1962-63	W	91-75
St. Thomas (2-0)		
1969-70	W	62-60
1987-88	W	71-47 (h)
San Diego State (1-1)		
1986-87 (OT)	W	83-82 (a)
1987-88	L	49-56 (h)
San Francisco (2-1)		
1960-61	W	68-56
1963-64	W	95-83
1965-66	L	89-105
Santa Clara (0-3)		
1960-61	L	65-66
1963-64	L	77-86
1965-66	L	74-78

Sebring A.C. (1-0)		
1927-28	W	36-23
Sebring Firemen (1-0)		
1930-31	W	38-35
Seton Hall (1-2)		
1956-57	L	80-92
1969-70	L	90-93
1970-71	W	89-81
7th Naval District (0-1)		
1945-46	L	19-53
Shenandoah Presbyterian (1-0)		
1940-41	W	50-36
South Carolina (5-2)		
1948-49	W	59-40
1948-49	W	65-64
1949-50	W	64-54
1949-50	W	57-56
1954-55	L	77-83
1959-60 (OT)	W	107-106
1987-88	L	63-76 (h)
South Florida (2-0)		
1987-88	W	80-75 (h)
1987-88	W	92-71 (a)
Spring Hill College (0-2)		
1955-56	L	71-79
1956-57	L	75-84
Stanford (1-0)		
1986-87	W	71-58 (n)
Stetson (40-33)		
1927-28	W	33-25 (h)
1927-28	L	26-32 (a)
1928-29	W	35-13 (h)
1928-29	L	13-20 (a)
1930-31	L	16-36 (h)
1930-31	L	15-37 (a)
1939-40	L	29-33 (h)
1939-40	L	27-39 (h)
1939-40	L	42-48 (a)
1939-40	L	37-46 (a)
1940-41	L	29-46 (h)
1940-41	L	41-51 (h)
1940-41	L	40-45 (a)
1940-41	W	40-35 (a)
1941-42	L	42-47 (a)
1941-42	L	34-42 (a)
1941-42	L	37-44 (h)
1941-42	W	46-36 (h)
1946-47	L	46-53 (h)
1946-47	W	74-50 (h)
1946-47	W	54-41 (a)
1946-47	W	44-38 (a)
1947-48	L	46-49 (a)
1947-48	W	59-39 (a)
1947-48	L	36-41 (h)
1948-49	W	53-42 (h)
1948-49	W	81-46 (a)
1948-49	W	70-58 (a)

1949-50	W	65-58 (h)
1949-50	W	88-61 (a)
1949-50	W	82-63 (a)
1950-51	W	82-55 (h)
1950-51	W	78-66 (a)
1951-52	W	88-57 (h)
1951-52	W	80-74 (a)
1952-53	W	71-70 (h)
1952-53	L	77-80 (a)
1953-54	L	63-85 (h)
1953-54	L	56-108 (a)
1954-55	L	85-89 (a)
1954-55	W	79-77 (h)
1955-56	W	85-79 (h)
1955-56	L	84-91 (a)
1956-57	W	89-91 (h)
1956-57	L	93-95 (a)
1957-58	W	103-80 (h)
1957-58	W	92-85 (a)
1958-59	L	97-110 (a)
1958-59	W	99-81 (h)
1959-60	W	94-86 (a)
1959-60	L	72-73 (h)
1960-61	L	68-76 (a)
1960-61	W	91-84 (h)
1961-62	W	79-70 (a)
1961-62	W	86-78 (h)
1962-63	L	64-66 (a)
1962-63	W	75-60 (h)
1963-64	W	81-75 (a)
1963-64	W	87-70 (h)
1964-65	W	86-84 (a)
1964-65	W	95-84 (h)
1965-66	W	89-78 (a)
1965-66	W	86-77 (h)
1966-67	L	53-56 (a)
1966-67	W	95-84 (h)
1967-68	W	72-67 (a)
1967-68	W	88-71 (h)
1968-69	W	98-90 (a)
1968-69	L	83-87 (h)
1969-70	L	88-116 (a)
1969-70	L	86-95 (h)
1970-71	L	74-90 (a)
1970-71	L	76-91 (h)

Syracuse (0-1)
1963-64

L 85-86 (OT)

Tampa (44-10)

1939-40	W	39-31 (a)
1941-42	W	38-34 (h)
1941-42	W	52-38 (h)
1945-46	W	44-23 (a)
1946-47	W	53-27 (h)
1946-47	W	52-34 (h)
1946-47	W	53-25 (a)
1946-47	W	82-36 (a)
1947-48	L	35-47 (h)
1947-48	W	58-46 (h)
1947-48	W	60-55 (a)
1947-48	W	86-67 (a)
1948-49	W	74-57 (h)

1948-49	L	58-81 (a)
1949-50	W	76-61 (h)
1949-50	L	55-67 (a)
1950-51	L	75-77 (h)
1950-51	L	74-94 (a)
1951-52	W	87-61 (h)
1951-52	W	87-78 (a)
1952-53	L	65-72 (h)
1952-53	L	84-86 (a)
1953-54	W	69-65 (a)
1953-54	W	67-59 (h)
1954-55	W	103-76 (h)
1954-55	W	105-89 (a)
1955-56	W	96-59 (h)
1955-56	W	94-74 (a)
1956-57	W	97-84 (h)
1956-57	W	78-77 (a)
1957-58	W	69-67 (h)
1957-58	W	90-84 (a)
1958-59	W	113-71 (h)
1958-59	W	86-84 (a)
1959-60	W	98-65 (h)
1959-60	W	74-73 (a)
1960-61	W	93-64 (h)
1960-61	W	108-99 (a)
1961-62	L	95-113 (a)
1961-62	W	96-81 (h)
1962-63	W	78-76 (a)
1962-63	W	112-91 (h)
1963-64	W	101-95 (h)
1963-64	W	134-104 (a)
1964-65	W	136-119 (a)
1964-65	W	141-110 (h)
1965-66	W	120-91 (h)
1965-66	W	83-71 (a)
1966-67	W	72-63 (a)
1966-67	W	97-86 (h)
1967-68	W	104-103 (h)
1967-68	L	76-78 (a)
1968-69	L	61-62 (a)
1968-69	W	95-79 (h)

Teacher College of Conn. (1-0)
1950-51

W 60-48

Temple (0-1)

1961-62	L	67-85
---------	---	-------

Tennessee (0-1)

1954-55	L	80-89
---------	---	-------

Tennessee Tech (1-0)

1946-47	W	55-51
---------	---	-------

Texas (1-0)

1987-88	W	85-56 (h)
---------	---	-----------

Texas A&M (1-0)

1956-57	W	86-80
---------	---	-------

Texas Christian (0-1)

1957-58	L	59-82
---------	---	-------

Texas Tech (1-0)

1952-53	W	79-64
---------	---	-------

Toledo (1-0)		
1956-57	W	68-67
Toronto (1-0)		
1958-59	W	97-75
Towson State (1-0)		
1985-86	W	71-66 (h)

Tulane (3-4)

1946-47	L	39-60
1955-56	W	86-75
1958-59	W	94-72
1967-68	L	88-99
1968-69	L	79-90
1969-70	L	90-105
1970-71	W	74-71

Tulsa (1-0)

1961-62	W	83-66
---------	---	-------

Turners Sport Shop (2-2)

1928-29	W	43-23
1928-29	W	36-17
1928-29	L	27-36
1930-31	L	24-33

UCLA (0-2)

1969-70	L	69-127
1985-86	L	64-109 (a)

Utah (1-0)

1965-66	W	88-87
---------	---	-------

Valparaiso (0-1)

1956-57	L	76-81
---------	---	-------

Virginia (2-0)

1965-66	W	80-75
1966-67	W	80-78

Virginia Commonwealth (1-0)

1987-88	W	96-93 (a)
---------	---	-----------

Volks A.C. (0-1)

1927-28	L	26-42
---------	---	-------

Wake Forest (0-1)

1939-40	L	17-46
---------	---	-------

Washington (0-2)

1967-68	L	54-96
1967-68	L	80-81

Washington & Lee (1-0)

1954-55	W	80-75
---------	---	-------

West Virginia (0-1)

1955-56	L	78-83
---------	---	-------

Western Kentucky (1-13)

1946-47	L	46-55
1948-49	L	45-78
1948-49	L	47-63
1949-50	L	61-65
1949-50	L	61-78
1949-50	L	57-79
1949-50	L	47-83

1950-51	L	47-89
1950-51	L	64-68
1951-52	L	74-102
1952-53	L	56-98
1958-59	W	109-95
1959-60	L	84-107
1966-67	L	89-94

William & Mary (1-0)		
1965-66	W	88-66

Winthrop (1-1)		
1986-87	L	55-63 (h)
1987-88	W	62-60 (h)


Wisconsin (0-2)		
1985-86	L	66-88 (a)
1986-87	L	54-65 (h)

Wisconsin-Green Bay (1-1)		
1985-86	W	67-63 (a)
1986-87	L	45-62 (h)

Xavier (2-0)		
1955-56	W	77-75
1959-60	W	87-69

Yale (4-2)		
1950-51	L	62-78
1951-52	L	68-70
1955-56	W	92-90
1964-65	W	86-71
1968-69	W	77-71
1986-87 (OT)	W	78-75 (n)

YMHA (2-0)		
1940-41	W	48-39
1948-49	W	61-46



The Sunations

YEAR-BY-YEAR RESULTS

1926-27 ART WEBB, Coach (Freshman Team)

45	Rollins	20
55	YMCA	11
45	St. Petersburg	23
	YMCA	
23	Havana	28
49	Oglethorpe	26
38	Stetson	18
54	Florida Southern	24
39	Florida	20
348		170
Won 7, Lost 1		

1927-28 ART WEBB, Coach

52	Rollins	15
33	Stetson	25
21	at Rollins	32
26	at Stetson	32
26	at Florida	40
	Southern	
38	Havana	14
26	Volks AC	42
40	at Florida	39
39	at Sebring AC	23
38	Florida Southern	18
52	Mt. Beach Canoe Club	21
18	Mt. Beach Canoe Club	9
406		310
Won 8, Lost 4		

1928-29 TOM McCANN, Coach

34	Rollins	15
22	Havana	26
11	Ponce de Leon	12
66	Miami Beach	18
35	Stetson	13
49	Agoga	19
34	at Rollins	13
15	at Florida	39
	Southern	
13	at Stetson	20
68	Church League All Stars	23
43	Turner's Sports Shop	17
36	Turner's Sports Shop	17
36	Florida Southern	29
25	Junior C. of C.	24
63	Agoga	33
23	Junior C. of C.	28
42	Redland	11
28	City Hall	20
27	Turner's Sport Shop	36
670		419
Won 13, Lost 6		

1930-31 ART WEBB, Coach

24	Turner's Sport Shop	33
22	Rollins	32
41	Rollins	39
27	Florida Southern	24
16	Stetson	36
38	at Sebring Firemen	35
15	at Stetson	37

21	at Florida	40
	Southern	
26	at Rollins	29
22	at Rollins	26
252		331
Won 3, Lost 7		

1931-32 TOM McCANN, Coach Team played independent teams and junior colleges. Won 17, lost 1 and won South Florida AAU title.

1938-39 HART MORRIS, Coach

38	Havana	34
46	Havana	40
48	Rollins	29
45	Rollins	49
52	at Rollins	39
28	at Rollins	42
37	at Mercer	56
19	at Georgia	41
24	Jewish Prog. AA, Atlanta	39
35	at Albany, Ga. Blues	53
372		422
Won 4, Lost 6		

1939-40 HART MORRIS, Coach

29	Stetson	33
27	Stetson	39
50	Rollins	51
25	Rollins	38
35	at North Carolina State	46
17	at Wake Forest	46
30	at Elon	58
23	at Florida	36
26	at Florida	53
39	at Tampa	31
43	at Florida	42
	Southern	
49	at Rollins	56
50	at Rollins	49
43	at Stetson	48
37	at Stetson	46
37	at Florida	30
	Southern	
30	*Eastern Air Lines	25
41	*Boynton	29
42	*Pi Chi	29
43	*Freshmen	39
716		824
Won 8, Lost 12		
*-Gold Ball Tournament		

1940-41 HART MORRIS, Coach

29	Stetson	46
41	Stetson	51
48	YMHA	39
55	Rollins	29
57	Rollins	41
57	at Florida	43
	Southern	
44	at Rollins	35
40	at Stetson	45
40	at Stetson	35
41	Florida Southern	33
38	Florida Southern	50

35	Florida	48
50	Florida	62
45	*Pi Chi	27
50	*Shenandoah	36
	Presby.	
37	*Freshmen	34
707		654
Won 10, Lost 6		
*-Gold Ball Tournament		

1941-42 HART MORRIS, Coach

33	Marshall	37
44	Jacksonville Navy	18
41	Florida Southern	21
41	Florida Southern	225
52	Alumni	32
31	at Florida	47
34	at Florida	37
41	at Florida	34
	Southern	
38	at Florida	32
	Southern	
42	at Stetson	47
34	at Stetson	42
38	Tampa	34
52	Tampa	38
25	at Jacksonville	46
	Navy	
37	at Jacksonville	44
	Navy	
46	Stetson	36
628		570
Won 9, Lost 7		

1945-46 W. H. STEERS, Coach

46	Coast Guard	45
43	Navy Rec.	46
	Barracks	
19	7th Naval District	53
40	Boca Raton AAF	55
52	Coast Guard	45
31	Ft. Lauderdale	32
	NAS	
41	Boca Raton AAF	48
46	Mediterranean	41
	A.S.	
45	Florida Southern	40
53	Florida Southern	47
44	at Tampa	23
54	at McDill Field	50
46	at Florida	43
	Southern	
560		568
Won 8, Lost 5		

1946-47 HART MORRIS, Coach

38	Florida Southern	25
37	Florida Southern	41
36	Florida	33
39	Florida	35
28	at Florida	42
28	at Florida	61
53	Tampa	27
52	Tampa	34
44	at Miami (Ohio)	60
61	at Morehead	56
39	Tulane	60
46	Stetson	53
74	Stetson	50
61	at Boca Raton	43
	AAF	
53	at Tampa	25
82	at Tampa	36
57	Cincinnati	54

55	at Florida	43
	Southern	
61	at Florida	43
	Southern	
69	Pensacola NAS	50
64	Pensacola NAS	36
54	at Stetson	41
44	at Stetson	38
68	Bana River AF	48
56	*City College	52
	Charleston	
55	*Tennessee Tech	51
46	*Western	55
	Kentucky	

1400		1192
Won 20, Lost 7		
*-SIAA Tournament		

1947-48 HART MORRIS, Coach

35	Tampa	47
58	Tampa	46
67	Florida	50
55	Florida	58
43	Pittsburgh	40
46	Pennsylvania	53
46	at Stetson	49
59	at Stetson	39
67	at McDill	48
60	at Tampa	55
86	at Tampa	67
50	at Florida	59
	Southern	
52	at Florida	43
	Southern	
36	Stetson	41
50	at Florida	72
52	at Florida	49
76	Florida Southern	44
59	Florida Southern	42
997		902
Won 11, Lost 7		

1948-49 HART MORRIS, Coach

73	Checker Cab	33
69	Muffets	51
61	YMHA	46
59	South Carolina	40
65	South Carolina	64
58	Pittsburgh	52
48	Pittsburgh	80
37	Princeton	35
55	Princeton	62
73	U. of Havana	57
66	U. of Havana	53
75	Florida	65
44	Florida	42
45	Western Kentucky	78
47	Western Kentucky	63
42	Maryland	43
58	Maryland	48
53	Stetson	42
68	at Florida	47
	Southern	
68	at Florida	57
	Southern	
81	at Stetson	46
70	at Stetson	58
74	Tampa	57
56	at Florida	90
60	at Florida	50
58	at Tampa	81
73	*Eastern Illinois	89
1633		1515
Won 19, Lost 8		
*-NAIB Tournament		

1949-50 HART MORRIS, Coach

78	Muffets	37
53	Florida	60
64	South Carolina	54
57	South Carolina	56
82	Mississippi	67
55	Mississippi	43
64	Pennsylvania	62
53	Pennsylvania	51
76	Tampa	61
65	Stetson	58
53	North Carolina	55
51	North Carolina	66
69	Florida Southern	59
59	Florida Southern	49
61	Western Kentucky	65
61	Western Kentucky	78
55	at Tampa	67
88	at Stetson	61
82	at Stetson	63
70	at Rollins	54
57	at Western	79
	Kentucky	
47	at Western	83
	Kentucky	
46	at Florida	66
1446		1393
Won 14, Lost 9		

1950-51 HART MORRIS, Coach

58	at Rollins	59
64	at Florida	61
	Southern	
68	Louisiana State	62
60	Teachers Coll. of	48
	Conn.	
80	Florida State	61
61	Dartmouth	52
62	Yale University	78
60	Louisville	73
79	Rollins	54
75	Tampa	77
47	at Western	89
	Kentucky	
56	at Pittsburgh	81
47	at St. Joseph	58
82	Stetson	55
64	Western Kentucky	68
71	Florida	78
84	LaSalle	95
77	LaSalle (OT)	75
79	Florida State	65
61	at Florida	71
78	at Stetson	66
74	at Tampa	94
1487		1520
Won 10, Lost 12		

1951-52 HART MORRIS, Coach

90	Boca Chica	53
85	Key West Navy	55
68	Culver-Stockton	54
63	at Rollins	78
65	at Florida	69
70	Nebraska	60
64	Yale	70
68	Pennsylvania	89
53	Furman	55
106	Florida Southern	43
93	Florida State	56
88	Stetson	57
87	Tampa	61
74	Western Kentucky	102
67	Bowling Green	78

58	at Florida	41
	Southern	
80	at Stetson	74
76	at Florida State	63
98	Rollins	61
76	Florida	68
87	at Tampa	78
70	*Florida State	73
1687		1438
Won 14, Lost 8		
*-NIAB Dist. Tournament at Deland		

1952-53 DAVE WIKE, Coach

83	Florida Southern	60
70	Miami Beach All-	45
	Stars	
54	at Loyola South	71
58	at Louisiana State	86
75	Florida	73
79	Texas Tech.	64
59	Columbia	65
74	Louisville	84
82	Georgia Tech	60
93	Florida State	65
71	Stetson	70
65	Tampa	72
56	Western Kentucky	98
65	Murray State	69
56	at Florida	78
77	at Stetson	80
68	at Rollins	60
95	Rollins	69
84	at Tampa	86
75	at Florida State	81
64	at Eglin Field	66
1503		1502
Won 9, Lost 12		

1953-54 DAVE WIKE, Coach

85	Florida	75
88	Rio Grande	98
81	Ohio State	106
54	Pennsylvania	67
48	Brandeis	68
78	Florida State	61
52	at Florida	75
63	Stetson	85
57	Maryland	63
71	at Rollins	85
69	at Florida State	76
56	at Stetson	108
69	at Tampa	65
77	at Fla. Southern	70
	(2OT)	
67	Tampa	59
1015		1161
Won 5, Lost 10		

1954-55 BRUCE HALE, Coach

58	Florida Southern	44
61	Florida	70
80	*Tennessee	89
80	*Washington &	75
	Lee	
66	at Florida State	71
67	New York U.	74
74	Furman	91
93	Rollins	76
73	Miami (Ohio)	75
68	at Florida	80
103	Tampa	76
84	Georgetown	81
77	South Carolina	83
72	Pittsburgh	78

77	at Rollins	69
85	at Stetson	89
73	at Fla. Southern	71
105	at Tampa	89
79	Stetson	77
80	Florida State	86
1555		1544
Won 9, Lost 11		
*Blue Gray Tournament		

1955-56

BRUCE HALE, Coach

92	Florida Southern	80
96	Tampa	59
61	at Mississippi So.	63
83	at Loyola South	82
71	at Spring Hill College	79
69	Florida	74
80	Bradley	73
92	*Yale	90
86	*Tulane	75
78	*West Virginia	83
71	**at Memphis St.	79
96	**at Clemson	98
76	at Florida State	78
85	at Florida	87
89	Mississippi Col.	84
85	Stetson	79
86	Rollins	72
77	Houston	95
82	Kentucky Wes.	86
77	Xavier	75
84	at Stetson	91
89	at Rollins	82
91	at Fla. Southern	90
94	at Tampa	74
89	Morehead State	102
91	Florida State	85

2170

Won 14, Lost 12

*Orange Bowl Classic

**Senior Bowl Classic

1956-57

BRUCE HALE, Coach

84	Florida Southern	69
75	Kentucky	114
48	at Dayton	87
68	at Toledo	67
80	at Akron	106
97	Tampa	84
65	Florida	89
86	Texas A&M	80
67	U. of Houston	63
70	*Connecticut	74
76	*Valparaiso	81
80	*Seton Hall	92
66	U. of Colorado	73
89	Stetson	81
63	at Florida	98
85	at Florida State	77
63	Rollins	51
100	Kentucky Wesleyan	95
60	U. of Louisville	89
75	Spring Hill	84
93	at Stetson	95
93	at Rollins	86
85	at Florida Southern	95
78	at Tampa	77
85	Mississippi Southern	78
98	Florida State	82

2029

Won 13, Lost 13

*Orange Bowl Classic

1957-58

BRUCE HALE, Coach

89	Jacksonville	87
69	Tampa	67
62	Loyola South	76
73	at LSU	65
64	*Mississippi State	66
59	*Texas Christian	82
96	at Kentucky Wesleyan	78
64	Florida	73
103	Stetson	80
90	Rollins	71
70	at Florida	75
72	Jacksonville	86
70	at Florida State	71
89	Loyola South	82
68	at Rollins	72
90	at Tampa	84
84	at Fla. Southern	69
92	Army	82
83	Oklahoma City	66
92	at Stetson	85
76	Florida Southern	58
86	Florida State	66

1741

Won 14, Lost 8

*Montgomery Classic

1958-59

BRUCE HALE, Coach

104	Rollins	87
113	Tampa	71
107	Florida Southern	80
65	**Pittsburgh	69
61	*Clemson	66
92	Florida	82
85	**Florida State	79
77	**The Citadel	93
94	*Tulane	72
87	Miami, Ohio (OT)	89
97	Toronto	55
70	at Florida	85
64	at Jacksonville	62
69	at Florida State	93
69	Kentucky Wesleyan	64
109	Western Kentucky	95
79	at Florida Southern	76
86	at Tampa	84
97	at Stetson	110
84	at Rollins	81
95	Jacksonville	93
93	Loyola of South	84
99	Stetson	81
102	Morehead State	85
92	Florida State	85

190

Won 18, Lost 7

**Steel Bowl Classic

***The Citadel Invitational

*Hurricane Classic

1959-60

BRUCE HALE, Coach

110	Rollins	86
106	Jacksonville	98
98	Tampa	65
72	at Houston	63
77	at Centenary	84
86	at Loyola	70
92	Murray State	80
79	Florida	77
83	at Miami (Ohio)	78
110	*Brigham Young	93
87	*Xavier	69

107	South Carolina (OT)	106
69	at Iona	67
78	at Jacksonville (OT)	70
70	at Florida	65
93	at Florida State	91
79	Houston	88
97	Oklahoma City	84
90	at Rollins	79
74	at Tampa	73
94	at Stetson	86
88	at Florida Southern	71
72	Stetson	73
121	Florida Southern	85
104	Kentucky Wesleyan	95
107	Florida State	89
84	**Western Kentucky	107

2427

Won 23, Lost 4

*Hurricane Classic

**NCAA Tournament

1960-61

BRUCE HALE, Coach

80	at Rollins	62
93	Tampa	64
65	at Santa Clara	66
68	at San Francisco	56
80	at Brigham Young	112
87	Florida Southern	54
93	Florida	74
82	*Army	75
77	*Holy Cross	71
102	Miami (Ohio) (2OT)	100
74	at LaSalle	88
73	at Florida	81
93	at Jacksonville (OT)	84
78	at Florida State	89
89	Houston	78
86	Centenary	74
71	Louisville	69
103	Rollins	75
68	at Stetson	76
92	at Florida Southern	80
65	Loyola	61
91	Stetson	84
108	at Tampa	99
96	Jacksonville	80
85	Morehead State	70
75	**St. Louis	58

2230

Won 20, Lost 7

*Hurricane Classic

**National Invitational Tourn.

1961-62

BRUCE HALE, Coach

93	Jacksonville	80
81	at Morehead State	107
59	at Louisville	77
69	at Murray State	67
96	Florida Southern	67
66	Florida	61
83	*Miami, Ohio	73
67	*Temple	85
80	Rhode Island	70
113	Oklahoma City (OT)	118
90	at Jacksonville	89
62	at Florida	74
60	at Florida State	65
68	Maryland	71

61	LaSalle	73
95	at Tampa	113
89	at Rollins	67
79	at Stetson	70
82	at Florida Southern	73
69	Houston	80
70	Loyola	113
86	Stetson	78
96	Tampa	81
92	Rollins	54
83	Tulsa	66
80	Florida State	83

2069

Won 14, Lost 12

*Hurricane Classic

1962-63

BRUCE HALE, Coach

91	Florida (OT)	87
72	at Boston College	69
88	at Rhode Island	80
82	at Providence	75
116	Florida Southern	93
71	Duke	69
94	*Cornell	74
86	*Pittsburgh	85
67	at St. Johns	59
76	at LaSalle	78
103	at Jacksonville	91
86	at Florida	77
74	at Florida State (OT)	77
91	St. Peters	75
71	Houston	70
78	at Tampa	76
120	at Rollins	72
64	at Stetson	66
99	at Florida Southern	83
112	Louisville	84
114	Rollins	75
77	Loyola (New Orleans)	84
112	Tampa	91
99	Florida State	70
75	Stetson	60
71	**St. Francis (PA)	70
96	**Providence	106

2509

Won 23, Lost 5

*Hurricane Classic

**National Invitational Tourn.

1963-64

BRUCE HALE, Coach

101	Tampa	95
95	Florida	79
77	at Santa Clara	86
101	at St. Mary's (Calif.)	86
81	at Nevada (OT)	78
95	San Francisco	83
108	Rollins	90
79	*Army	71
85	*Syracuse (OT)	86
105	Rhode Island	88
97	at Jacksonville	92
91	at Florida	114
78	at Florida State	80
78	Memphis State	69
121	LaSalle	99
127	at Rollins	85
134	at Tampa	104
81	at Stetson	75
85	at Fla. Southern	78
117	Jacksonville	92
94	Creighton	124

83	at Houston	93
97	at Loyola (of S.) (OT)	90
120	Florida Southern	79
87	Stetson	70
82	Florida State	80
76	St. Joseph (NIT)	86
2575		2352
Won 20, Lost 7		
*Hurricane Classic		

1964-65

BRUCE HALE, Coach

136	at Tampa	119
99	at **Duquesne	95
85	at **Pittsburgh	71
86	at LaSalle	90
74	at Niagara	67
77	at St. Johns	79
89	St. Mary's	77
67	Florida	58
86	*Yale	71
80	*Maryland	73
86	at Jacksonville	82
66	at Florida State	67
124	Florida Southern	93
127	Jacksonville	99
69	at Florida	86
128	at Rollins	92
100	Miami (Ohio)	85
86	at Stetson	84
94	at Florida Southern	82
141	Tampa	110
115	Loyola of The South	86
95	Stetson	84
103	Houston	91
148	Rollins	79
82	Florida State	75
2558		2190
Won 22, Lost 4		
*Hurricane Classic		
**Steel Bowl		

1965-66

BRUCE HALE, Coach

120	Tampa	91
66	Florida	77
74	at Santa Clara	78
89	at San Francisco	105
79	at Nevada	89
105	Ohio University	100
81	*Boston University	60
84	*Louisville (OT)	85
88	Utah University	87
62	at Florida State	78
69	at Jacksonville	71
66	at Florida	111
89	Florida Southern	66
89	at Stetson	78
101	at Florida Southern	80
83	at Tampa	71
88	William & Mary	66
91	Creighton	81
80	Virginia	75
117	Jacksonville	104
72	at Memphis State	86
96	at Houston	111
76	at Loyola of the South	89
86	Stetson	77
112	Florida State	90
108	LaSalle	102
2271		2208
Won 15, Lost 11		
*Hurricane Classic		

1966-67

BRUCE HALE, Coach

72	at Tampa	63
88	Florida	113
82	at LaSalle	99
86	at Mount St. Mary's	83
80	at Virginia	78
64	*Clemson	73
87	*Auburn	73
82	**Pennsylvania	78
89	**Western Kentucky	94
75	at Jacksonville	70
60	at Florida State	61
111	Oklahoma City	109
106	Jacksonville	86
97	Tampa	86
102	Florida Southern	72
53	at Stetson	56
55	at Florida Southern	49
88	Memphis State	63
57	at Florida	73
68	Loyola	66
95	Stetson	84
86	Houston	105
79	Dayton	80
70	at St. John's	97
84	at Georgia Tech	90
110	Florida State	90
2126		2091
Won 15, Lost 11		
*Volunteer Tournament		
**Hurricane Classic		

1967-68

RON GODFREY, Coach

54	at Washington	96
80	at Washington	81
77	at St. Mary's	70
102	at Hawaii	83
76	at Hawaii	110
104	Tampa	103
93	Eastern Kentucky	87
72	Brown	71
100	*Dartmouth	81
102	*New York U.	91
84	LaSalle	92
100	Pittsburgh	84
76	at Tampa	78
93	at Florida State	122
72	at Jacksonville	67
76	Jacksonville	75
72	at Stetson	67
94	at Florida Southern	76
93	Maryland	73
60	at Dayton	98
88	at Tulane	98
108	Florida A&M	98
44	at Memphis State	67
64	at Houston	106
84	at Loyola	86
88	Stetson	71
106	Creighton	93
96	Florida State	84
2368		2419
Won 17, Lost 11		
*Hurricane Classic		

1968-69

RON GODFREY, Coach

84	*Florida State	111
62	*Florida	111
71	At LaSalle	96
72	at Alabama	85
77	+ Yale	71
92	+ Maryland	85

72	■Pittsburgh	70
76	■Illinois	86
89	Bucknell	84
61	at Tampa	62
81	at Florida State	86
94	at Jacksonville	87
79	Tulane	90
87	at Florida Southern	83
98	at Stetson	90
84	Hawaii	82
92	Morehead State (OT)	91
83	Stetson	87
94	Florida A&M	91
89	Loyola (of South)	80
95	Tampa	79
74	Miami (Ohio)	68
95	Jacksonville	86
86	Florida State (OT)	89
1985		2048
Won 14, Lost 10		
■Hurricane Classic		
*Sunshine St. Classic		
+ Marshall Tournament		

1969-70

RON GODFREY, Coach

81	Oregon State	86
62	Biscayne	60
85	*Pittsburgh	67
88	*Duquesne	94
69	at UCLA	127
90	at Pepperdine (OT)	93
91	St. Mary's	84
69	+ Seton Hall	76
74	+ Ohio University	99
93	Bucknell	88
105	Rhode Island	95
63	at FSU	114
87	at Jacksonville	121
94	Centenary	78
103	at Florida Southern	92
88	at Stetson	116
90	at Tulane	105
84	at Loyola	98
118	Florida A&M	111
86	at Centenary	107
98	at Houston	118
103	LaSalle	96
86	Stetson	95
90	Oklahoma City	91
96	FSU	112
97	Jacksonville	108
2290		2521
Won 9, Lost 17		
+ Hurricane Classic		
*Steel Bowl		

1970-71

RON GODFREY, Coach

74	Lehigh	67
77	at LaSalle	97
77	at Dayton	91
58	*Nebraska	85
91	*Oklahoma City (OT)	94
83	Fordham	85
77	at Maryland	111
90	Oklahoma City	87
89	Seton Hall	81
106	at Florida State	114
82	at Jacksonville	124
78	Lafayette	75
74	Tulane	71
75	at Oklahoma City	88
84	at Creighton	104

95	at Florida Southern (OT)	96
74	at Stetson	90
75	Morehead State	76
88	Loyola	107
76	Stetson	91
76	Stetson	91
81	at George Washington	83
82	at American University	93
93	Houston	99
89	Marshall	88
100	Florida State	94
75	Jacksonville	94
2143		2373
Won 7, Lost 19		
*Husker Classic at Lincoln		

1985-86

BILL FOSTER, Coach

85	The Citadel	77
82	*Georgia State	72
81	*Georgia	78
66	at Wisconsin	88
67	at Wisconsin-Green Bay	63
64	Florida	81
81	Rider	58
64	at U.C.L.A.	109
61	#Brown	62
79	#Manhattan	61
47	Fairfield	56
70	Hofstra	63
57	at New Orleans	64
71	Towson State	66
74	Arizona (OT)	81
83	Florida State	75
71	Baptist	60
53	at Florida	75
102	Brooklyn Coll. (at WPB)	93
72	at Florida State	90
68	at Dayton	79
77	Maryland-Eastern Shore	55
75	New Orleans	85
82	at Duke	104
73	Notre Dame	126
73	American	64
66	Hartford	62
62	at Marquette	84
2006		2131
Won 14, Lost 14		
*AMI CLASSIC		
#-Orange Bowl/Budweiser Tournament		

1986-87


BILL FOSTER, Coach

64	*Central Florida	54
61	*Penn State	74
77	at North Carolina	122
54	Wisconsin	65
55	Winthrop	63
86	Dartmouth	88
67	Duke	74
78	#Yale (OT)	75
71	#Stanford	58
45	Wisconsin-Green Bay	62
85	St. Francis (PA)	82
74	+ PR-Bayamon	54
111	+ PR-Rio Piedras	64
66	+ Radford	62
88	Maryland-Eastern Shore	66

1987-88

BILL FOSTER, Coach

76	*Michigan	109
84	*Duquesne	73
77	*Alaska-Anchorage	78
96	-Colgate	68
63	-South Carolina	76
71	St. Thomas	47
85	Texas	56
110	Alabama State	107
104	*American U.	70
82	#Purdue	110
78	Georgetown	82
81	Fairleigh Dickinson	68
69	at Duke	107
62	Winthrop	60
51	at Marquette	65
75	Md.-Baltimore Co.	56
64	Coppin State	54
80	South Florida	75
83	at Providence	77
79	\$Marist (OT)	76
62	Monmouth (OT)	64
49	San Diego State	56
86	at Brigham Young	99
73	Florida	83
62	Marist	73
96	at Va. Commonwealth	93
82	DePaul	101
92	at South Florida	71
100	Central Florida	80
89	at Dayton	90
92	Florida Int'l	76
2400		2453
Won 17, Lost 14		
*-Great Alaska Shootout		
-City of Miami Classic		
#-Eastern Airlines/Palm Beach Hurricane Classic		
\$-at Madison Square Garden		




Joe Ross

MIAMI'S RECORD AGAINST ALL FOES

OPPONENT	W-L	FIRST MEETING	LAST MEETING	OPPONENT	W-L	FIRST MEETING	LAST MEETING
Agoga	2-0	1928-29	1928-29	Kentucky	0-1	1956-57	1956-57
Akron	0-1	1956-57	1956-57	Kentucky Wesleyan	4-1	1955-56	1959-60
Alabama	0-1	1968-69	1968-69	Key West Navy	1-0	1951-52	1951-52
Alabama State	1-0	1987-88	1987-88	Lafayette	1-0	1970-71	1970-71
Alaska-Anchorage	0-1	1987-88	1987-88	LaSalle	4-9	1950-51	1970-71
Albany Ga. Blues	0-1	1938-39	1938-39	Lehigh	1-0	1970-71	1970-71
Alumni	1-0	1941-42	1941-42	LSU	2-1	1950-51	1957-58
American University	2-1	1970-71	1987-88	Louisville	2-5	1950-51	1965-66
Armstrong State	1-0	1986-87	1986-87	Loyola of the South	6-3	1952-53	1068-69
Arizona	0-1	1985-86	1985-86	Manhattan	1-0	1985-86	1985-86
Army	3-0	1957-58	1963-64	Marist	1-1	1987-88	1987-88
Auburn	1-0	1966-67	1966-67	*Marquette	1-2	1985-86	1987-88
Banana River A.F.	1-0	1946-47	1946-47	Marshall	1-1	1941-42	1970-71
Baptist	1-0	1985-86	1985-86	M.D.-Baltimore Co.	1-0	1987-88	1987-88
Boca Chica	1-0	1951-52	1951-52	*M.D.-Eastern Shore	2-0	1985-86	1986-87
Boca Raton AAF	1-2	1945-46	1946-47	Maryland	4-4	1948-49	1970-71
Boston College	1-0	1962-63	1962-63	McDill Field	2-0	1945-46	1947-48
Boston University	1-0	1965-66	1965-66	Mediterranean A.S.	1-0	1945-46	1945-46
Bowling Green	0-1	1951-52	1951-52	Memphis State	2-3	1955-56	1967-68
Boynton	1-0	1939-40	1939-40	Mercer	0-1	1938-39	1938-39
Bradley	1-0	1955-56	1955-56	Miami Beach	1-0	1928-29	1928-29
Brandeis	0-1	1953-54	1953-54	Miami Beach All Stars	1-0	1952-53	1952-53
*Brigham Young	1-2	1959-60	1987-88	M.B. Canoe Club	2-0	1927-28	1927-28
Brooklyn College	2-0	1985-86	1986-87	Miami (Ohio)	5-3	1946-47	1968-69
Brown University	1-1	1967-68	1985-86	Michigan	0-1	1987-88	1987-88
Bucknell	2-0	1968-69	1969-70	Mississippi	2-0	1949-50	1949-50
Centenary	2-2	1959-60	1969-70	Mississippi Coll.	1-0	1955-56	1955-56
Central Florida	2-0	1986-87	1987-88	Mississippi Southern	1-1	1955-56	1956-57
Checker Cab	1-0	1948-49	1948-49	Mississippi State	0-1	1957-58	1957-58
Church League Stars	1-0	1928-29	1928-29	Monmouth	0-1	1987-88	1987-88
The Citadel	1-1	1958-59	1985-86	Morehead State	4-3	1946-47	1970-71
Cincinnati	1-0	1947-47	1946-47	Mount St. Mary's	1-0	1966-67	1966-67
City College Charleston	1-0	1946-47	1946-47	Muffets	2-0	1948-49	1949-50
City Hall	1-0	1928-29	1928-29	Murray State	2-1	1952-53	1961-62
Clemson	0-3	1955-56	1966-67	Navy	0-1	1986-87	1986-87
Coast Guard	2-0	1945-46	1945-46	Navy Rec. Barracks	0-1	1945-46	1945-46
Colgate	1-0	1987-88	1987-88	Nebraska	1-1	1951-52	1970-71
Colorado	0-1	1956-57	1956-57	Nevada	1-1	1963-64	1965-66
Columbia University	0-1	1952-53	1952-53	*New Mexico	0-1	1986-87	1986-87
Coppin State	2-0	1986-87	1987-88	New Orleans	0-2	1985-86	1985-86
Univ. of Connecticut	0-1	1956-57	1956-57	New York University	1-1	1954-55	1967-68
Cornell	1-0	1962-63	1962-63	Niagara	1-0	1964-65	1964-65
Creighton	2-2	1963-64	1970-71	North Carolina	0-3	1949-50	1986-87
Culver-Stockton	1-0	1951-52	1951-52	North Carolina State	0-1	1939-40	1939-40
Dartmouth	2-1	1950-51	1986-87	Notre Dame	0-2	1985-86	1986-87
Dayton	0-7	1956-57	1987-88	Ohio State	0-1	1953-54	1953-54
*DePaul	0-1	1987-88	1987-88	Ohio University	1-1	1965-66	1969-70
*Duke	1-3	1962-63	1987-88	Oklahoma City	5-4	1957-58	1970-71
Duquesne	2-1	1964-65	1987-88	Oregon State	0-1	1969-70	1969-70
Eastern Airlines	1-0	1939-40	1939-40	Penn State	0-1	1986-87	1986-87
*Eastern Illinois	0-1	1948-49	1948-49	*Pennsylvania	3-3	1947-48	1966-67
Eastern Kentucky	1-0	1967-68	1967-68	Pensacola NAS	2-0	1946-47	1946-47
Eglin Field	0-1	1952-53	1952-53	Pepperdine	0-1	1969-70	1969-70
Elon	0-1	1939-40	1939-40	Pi Chi	2-0	1939-40	1940-41
Fairfield	0-1	1985-86	1985-86	Pittsburgh	7-4	1947-48	1969-70
Fairleigh Dickinson	1-1	1986-87	1987-88	Ponce de Leon	0-1	1928-29	1928-29
*Florida	20-40	1927-28	1987-88	Princeton	1-1	1948-49	1948-49
Florida A&M	3-0	1967-68	1969-70	*Providence	2-2	1962-63	1987-88
*Florida International	2-0	1986-87	1987-88	Purdue	0-1	1987-88	1987-88
Florida Southern	56-8	1927-28	1970-71	Radford	1-0	1986-87	1986-87
Florida State	24-25	1950-51	1986-87	Redland	1-0	1928-29	1928-29
Fordham	0-1	1970-71	1970-71	Rhode Island	4-0	1961-62	1969-70
Fl. Lauderdale NAS	0-1	1945-46	1945-46	Rider	1-0	1985-86	1985-86
Furman	0-2	1951-52	1954-55	Rio Grande	0-1	1953-54	1953-54
*Georgetown	1-1	1954-55	1987-88	Rollins	35-13	1927-28	1964-65
George Washington	0-1	1970-71	1970-71	St. Francis (PA)	2-0	1962-63	1986-87
Georgia	1-1	1938-39	1985-86	St. John's	1-2	1962-63	1966-67
Georgia State	1-0	1985-86	1985-86	St. Joseph College	0-2	1950-51	1963-64
Georgia Tech	1-1	1952-53	1966-67	*St. Louis	0-1	1960-61	1960-61
Hartford	1-0	1985-86	1985-86	St. Mary's (CA)	4-0	1963-64	1969-70
University of Havana	5-1	1927-28	1948-49	St. Peter's	1-0	1962-63	1962-63
Hawaii	2-1	1967-68	1968-69	St. Thomas	2-0	1969-70	1987-88
Hofstra	1-0	1985-86	1985-86	San Diego State	1-1	1986-87	1987-88
Holy Cross	1-0	1960-61	1960-61	San Francisco	2-0	1960-61	1965-66
Houston	5-9	1955-56	1970-71	Santa Clara	0-3	1960-61	1965-66
Illinois	0-1	1968-69	1968-69	South Carolina	0-1	1987-88	1987-88
Iona	1-0	1959-60	1959-60	*South Florida	2-0	1987-88	1987-88
Jacksonville Navy	1-1	1941-42	1941-42	*Texas	1-0	1987-88	1987-88
Jacksonville Univ.	22-6	1957-58	1970-71	*VA. Commonwealth	1-0	1987-88	1987-88
Jewish Prog. AA-Atl.	0-1	1938-39	1938-39	Winthrop	1-1	1986-87	1987-88
Junior C. of C.	1-1	1928-29	1928-29				
*Kansas	0-1	1986-87	1986-87				

*Denotes 1988-89 Opponent



Levertis Williams

NCAA Championships

Year	Teams	Site	Outstanding Player
1939	Oregon 46 Ohio State 33	Evanston, Ill.	None Selected
1940	Indiana 60 Kansas 42	Kansas City, Mo.	Marvin Huffman (Indiana)
1941	Wisconsin 39 Washington State 34	Kansas City, Mo.	John Kotz (Wisconsin)
1942	Stanford 53 Dartmouth 38	Kansas City, Mo.	Howie Dallmar (Stanford)
1943	Wyoming 46 Georgetown 34	New York	Ken Sailors (Wyoming)
1944	Utah 42 Dartmouth 40 (ot)	New York	Arnold Ferrin (Utah)
1945	Oklahoma State 49 NYU 45	New York	Bob Kuiland (Oklahoma State)
1946	Oklahoma State 43 North Carolina 40	New York	Bob Kuiland (Oklahoma State)
1947	Holy Cross 58 Oklahoma 47	New York	George Kaftan (Holy Cross)
1948	Kentucky 58 Baylor 42	New York	Alex Groza (Kentucky)
1949	Kentucky 46 Oklahoma State 36	New York	Alex Groza (Kentucky)
1950	CCNY 71 Bradley 68	Seattle, Wash.	Irwin Dambrot (CCNY)
1951	Kentucky 68 Kansas State 58	Minneapolis, Minn.	None Selected
1952	Kansas 80 St. John's 63	Seattle, Wash.	Clyde Lovellette (Kansas)
1953	Indiana 69 Kansas 68	Kansas City, Mo.	B.H. Born (Kansas)
1954	LaSalle 92 Bradley 76	Kansas City, Mo.	Tom Gola (LaSalle)
1955	USF 77 LaSalle 63	Kansas City, Mo.	Bill Russell (USF)
1956	USF 83 Iowa 71	Evanston, Ill.	Hall Lear (Temple)
1957	North Carolina 54 Kansas 53 (3-ot)	Kansas City, Mo.	Wilt Chamberlain (Kansas)
1958	Kentucky 84 Seattle 72	Louisville, Ky.	Elgin Baylor (Seattle)
1959	Cal 71 West Virginia 70	Louisville, Ky.	Jerry West (West Virginia)
1960	Ohio State 75 Cal 55	San Francisco	Jerry Lucas (Ohio State)
1961	Cincinnati 70 Ohio State 65 (ot)	Kansas City, Mo.	Jerry Lucas (Ohio State)
1962	Cincinnati 71 Ohio State 59	Louisville, Ky.	Paul Hogue (Cincinnati)
1963	Loyola-Chicago 80 Cincinnati 58 (ot)	Louisville, Ky.	Art Heyman (Duke)
1964	UCLA 98 Duke 83	Kansas City, Mo.	Walt Hazzard (UCLA)
1965	UCLA 91 Michigan 80	Portland, Ore.	Bill Bradley (Princeton)
1966	Texas-El Paso 72 Kentucky 65	College Park, Md.	Jerry Chambers (Utah)
1967	UCLA 79 Dayton 64	Louisville, Ky.	Low Alcindor (UCLA)
1968	UCLA 78 North Carolina 55	Los Angeles	Low Alcindor (UCLA)
1969	UCLA 92 Purdue 72	Louisville, Ky.	Low Alcindor (UCLA)
1970	UCLA 80 Jacksonville 69	College Park, Md.	Sidney Wicks (UCLA)
1971	UCLA 68 Villanova 62†	Houston	Howard Porter (Villanova)†
1972	UCLA 81 Florida State 76	Los Angeles	Bill Walton (UCLA)
1973	UCLA 87 Memphis State 66	St. Louis, Mo.	Bill Walton (UCLA)
1974	North Carolina State 76 Marquette 64	Greensboro, N.C.	David Thompson (N.C. State)
1975	UCLA 92 Kentucky 85	San Diego, Calif.	Richard Washington (UCLA)
1976	Indiana 86 Michigan 68	Philadelphia	Kent Benson (Indiana)
1977	Marquette 67 North Carolina 59	Atlanta	Butch Lee (Marquette)
1978	Kentucky 94 Duke 88	St. Louis, Mo.	Jack Givens (Kentucky)
1979	Michigan State 75 Indiana State 64	Salt Lake City, Utah	Earvin Johnson (Michigan State)
1980	Louisville 59 UCLA 54	Indianapolis, Ind.	Darrell Griffith (Louisville)
1981	Indiana 63 North Carolina 50	Philadelphia	Isiah Thomas (Indiana)
1982	North Carolina 63 Georgetown 62	New Orleans	James Worthy (North Carolina)
1983	North Carolina State 54 Houston 52	Albuquerque, N.M.	Akeem Olajuwon (Houston)
1984	Georgetown 84 Houston 75	Seattle, Wash.	Patrick Ewing (Georgetown)
1985	Villanova 66 Georgetown 64	Lexington, Ky.	Ed Pinckney (Villanova)
1986	Louisville 72 Duke 69	Dallas, Tx.	Pervis Ellison (Louisville)
1987	Indiana 74 Syracuse 73	New Orleans, La.	Keith Smart (Indiana)
1988	Kansas 83, Oklahoma 79	Kansas City, MO	Danny Manning (Kansas)

†spot vacated because of ineligible athletes.

OTHER FINAL FOUR TEAMS (Listed in order of finish)

1939	Oklahoma, Villanova	1957	USF, Michigan State	1974	UCLA, Kansas
1940	Duquesne, Southern Cal	1958	Temple, Kansas State	1975	Louisville, Syracuse
1941	Pitt, Arkansas	1959	Cincinnati, Louisville	1976	UCLA, Rutgers
1942	Colorado, Kentucky	1960	Cincinnati, NYU	1977	Nevada-Las Vegas,
1943	Texas, DePaul	1961	St. Joseph's*, Utah		North Carolina-Charlotte
1944	Iowa State, Ohio State	1962	Wake Forest, UCLA	1978	Arkansas, Notre Dame
1945	Arkansas, Ohio State	1963	Duke, Oregon State	1979	DePaul, Penn
1946	Ohio State, Cal	1964	Michigan, Kansas State	1980	Purdue, Iowa
1947	Texas, CCNY	1965	Princeton, Wichita State	1981	Virginia, LSU
1948	Holy Cross, Kansas State	1966	Duke, Utah	1982	Houston, Louisville
1949	Illinois, Oregon State	1967	Houston, North Carolina	1983	Georgia, Louisville
1950	North Carolina State, Baylor	1968	Ohio State, Houston	1984	Kentucky, Virginia
1951	Illinois, Oklahoma State	1969	Drake, North Carolina	1985	Memphis State, St. John's
1952	Illinois, Santa Clara	1970	New Mexico State,	1986	Kansas, LSU
1953	Washington, LSU		St. Bonaventure	1987	Providence, UNLV
1954	Penn State, Southern Cal	1971	Western Kentucky*, Kansas	1988	Arizona, Duke
1955	Colorado, Iowa	1972	North Carolina, Louisville		
1956	Temple, SMU	1973	Indiana, Providence		

*Spot vacated because of ineligible athletes;
1939-45 and 1982-88 are considered ties.

1988 NCAA TOURNAMENT RESULTS

SOUTHEAST

First Round

Oklahoma 94, UT-Chattanooga 66
Auburn 90, Bradley 86
Louisville 70, Oregon State 61
Brigham Young 98, UNC-Charlotte 92
Villanova 82, Arkansas 74
Illinois 81, Texas-San Antonio 72
Maryland 92, UC-Santa Barbara 82
Kentucky 99, Southern 84

Second Round

Oklahoma 107, Auburn 87
Louisville 97, Brigham Young 76
Villanova 66, Illinois 63
Kentucky 90, Maryland 81

Regional Semifinals (Sweet 16)

Oklahoma 108, Louisville 98
Villanova 80, Kentucky 74

Southwest Regional Final

Oklahoma 78, Villanova 59

WEST

First Round

Arizona 90, Cornell 50
Seton Hall 80, Texas-El Paso 64
Iowa 102, Florida State 98
Nevada-Las Vegas 54, SW Missouri
State 50
Florida 62, St. John's 59
Michigan 63, Boise State 58
Loyola (CA) 119, Wyoming 115
North Carolina 83, North Texas State 65

Second Round

Arizona 84, Seton Hall 58
Iowa 104, Nevada-Las Vegas 86
Michigan 108, Florida 85
North Carolina 123, Loyola (CA) 97

Regional Semifinals (Sweet 16)

Arizona 99, Iowa 79
North Carolina 78, Michigan 69

West Regional Final

Arizona 70, North Carolina 52

EAST

First Round

Temple 87, Lehigh 73
Georgetown 66, Louisiana State 63
Georgia Tech 90, Iowa State 78
Richmond 72, Indiana 69
Rhode Island 87, Missouri 80
Syracuse 69, North Carolina A&T 55
Southern Methodist 83, Notre Dame 75
Duke 85, Boston University 69

Second Round

Temple 74, Georgetown 53
Richmond 59, Georgia Tech 55
Rhode Island 97, Syracuse 94
Duke 94, Southern Methodist 79

Regional Semifinals (Sweet 16)

Temple 69, Richmond 47
Duke 73, Rhode Island 72

East Regional Final

Duke 63, Temple 53

MIDWEST

First Round

Purdue 94, Fairleigh Dickinson 79
Memphis State 75, Baylor 60
DePaul 83, Wichita State 62
Kansas State 66, LaSalle 53
Kansas 85, Xavier 72
Murray State 78, N.C. State 75
Vanderbilt 80, Utah State 77
Pittsburgh 108, Eastern Michigan 90

Second Round

Purdue 100, Memphis State 73
Kansas State 66, DePaul 58
Kansas 61, Murray State 58
Vanderbilt 80, Pittsburgh 74

Regional Semifinals (Sweet 16)

Kansas State 73, Purdue 70
Kansas 87, Vanderbilt 74

Midwest Regional Final

Kansas 71, Kansas State 58

NCAA FINAL FOUR

Semifinals

Oklahoma 86, Arizona 78
Kansas 66, Duke 59

NCAA CHAMPIONSHIP

Kansas 83, Oklahoma 79

1988 NATIONAL INVITATIONAL TOURNAMENT RESULTS

OPENING ROUND

Ohio State 86, Old Dominion 73
Connecticut 62, West Virginia 57
OT Houston 69, Fordham 61
Georgia 53, Georgia Southern 48
Evansville 66, Utah 55
Louisiana Tech, 66, Arkansas-L.R. 56
New Mexico 86, Pepperdine 75
Boston College 73, Sienna 65
Oregon 81, Santa Clara 65
Arkansas State 70, Northeast Louisiana 59
Colorado State 63, New Orleans 54
Virginia Commonwealth 81, Marshall 80
Cleveland State 89, Illinois State 83
Stanford 80, Long Beach State 77
Middle Tennessee State 85, Tennessee 80
Southern Mississippi 74, Clemson 69

SECOND ROUND

Connecticut 65, Louisiana Tech 59
New Mexico 79, Oregon 59
Arkansas State 60, Stanford 59
Ohio State 86, Cleveland State 80
Boston College 86, Evansville 81
Middle Tennessee State 69, Georgia 59
Virginia Commonwealth 93, Southern
Mississippi 89
Colorado State 71, Houston 61

QUARTERFINAL ROUND

Connecticut 71, Virginia Commonwealth 60
Colorado State 69, Arkansas State 49
Ohio State 68, New Mexico 65
Boston College 78, Middle Tennessee
State 69

SEMIFINALS


at Madison Square Garden
Ohio State 64, Colorado State 62
Connecticut 73, Boston College 67

THIRD PLACE GAME

Colorado State 58, Boston College 57

CHAMPIONSHIP GAME

Connecticut 72, Ohio State 67




Head Coach Bill Foster

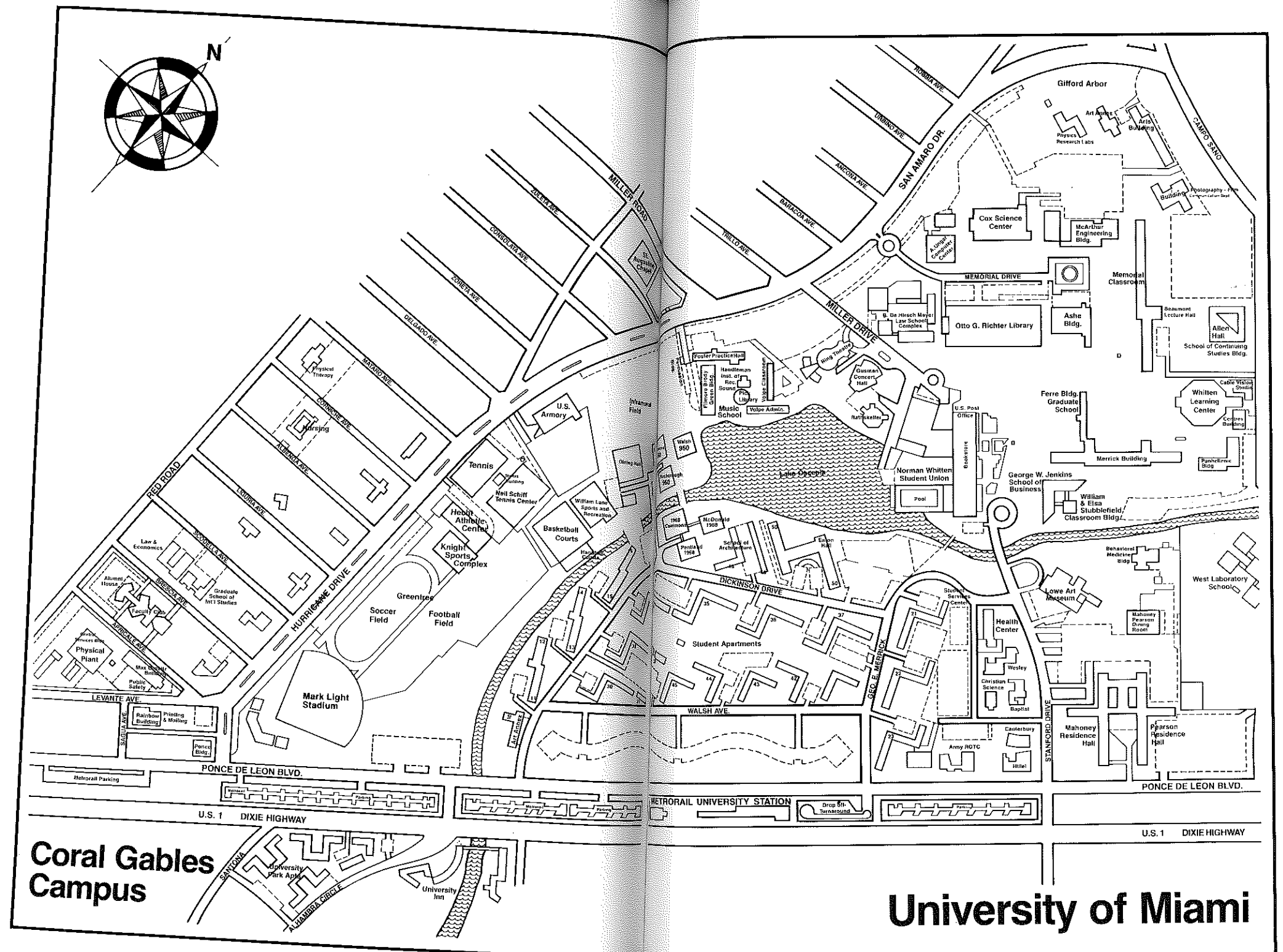
UNITED PRESS INTERNATIONAL POLLS AND ALL-AMERICA TEAMS Regular Season Only

1988 1. Temple 2. Arizona 3. Purdue 4. Oklahoma 5. Duke 6. Kentucky 7. Pittsburgh 8. North Carolina 9. Syracuse 10. Michigan All-America Hersey Hawkins (Bradley)* Gary Grant (Michigan) Sean Elliott (Arizona) Danny Ferry (Duke) Danny Manning (Kansas) Coach: John Chaney (Temple)	1987 1. UNLV 2. Indiana 3. North Carolina 4. Georgetown 5. DePaul 6. Purdue 7. Iowa 8. Temple 9. Alabama 10. Syracuse All-America David Robinson (Navy)* Kenny Smith (North Carolina) Steve Alford (Indiana) Reggie Williams (Georgetown) Danny Manning (Kansas) Coach: John Chaney (Temple)	1986 1. Duke 2. Kansas 3. St. John's 4. Kentucky 5. Michigan 6. Georgia Tech 7. Louisville 8. North Carolina 9. Syracuse 10. Nevada-Las Vegas All-America Len Bias, Maryland Ken Walker, Kentucky Walter Berry, St. John's Scott Skiles, Michigan State Johnny Dawkins, Duke Coach: Mike Krzyzewski (Duke)	1985 1. Georgetown 2. Michigan 3. St. John's 4. Memphis State 5. Oklahoma 6. Georgia Tech 7. North Carolina 8. Louisiana Tech 9. UNLV 10. Illinois All-America Patrick Ewing (Georgetown)* Chris Mullin (St. John's) Keith Lee (Memphis State) Wayman Tisdale (Oklahoma) Xavier McDaniel (Wichita State) Coach: Bill Frieder (Michigan)	1984 1. North Carolina 2. Georgetown 3. Kentucky 4. DePaul 5. Houston 6. Illinois 7. Arkansas 8. Oklahoma 9. Texas-El Paso 10. Maryland All-America Michael Jordan (North Carolina)* Chris Mullin (St. John's) Patrick Ewing (Georgetown) Sam Perkins (North Carolina) Wayman Tisdale (Oklahoma) Coach: Ray Meyer (DePaul)
1983 1. Houston 2. Louisville 3. St. John's 4. Virginia 5. Indiana 6. Nevada-Las Vegas 7. UCLA 8. North Carolina 9. Arkansas 10. Kentucky All-America Michael Jordan (North Carolina) John Paxson (Notre Dame) Ralph Sampson (Virginia)* Sam Perkins (North Carolina) Keith Lee (Memphis State) Coach: Jerry Tarkanian (UNLV)	1982 1. North Carolina 2. DePaul 3. Virginia 4. Oregon State 5. Missouri 6. Minnesota 7. Georgetown 8. Idaho 9. Memphis State 10. Fresno State All-America Eric Floyd (Georgetown) Quintin Dailey (USF) Ralph Sampson (Virginia)* Terry Cummings (DePaul) James Worthy (North Carolina) Coach: Norm Stewart (Missouri)	1981 1. DePaul 2. Oregon State 3. Virginia 4. LSU 5. Arizona State 6. North Carolina 7. Indiana 8. Kentucky 9. Notre Dame 10. Utah All-America Isiah Thomas (Indiana) Danny Ainge (BYU) Ralph Sampson (Virginia)* Mark Aguirre (DePaul) Kelly Tripucka (Notre Dame) Coach: Ralph Miller (Oregon State)	1980 1. DePaul 2. LSU 3. Kentucky 4. Louisville 5. Oregon State 6. Syracuse 7. Indiana 8. Maryland 9. Ohio State 10. Georgetown All-America Mark Aguirre (DePaul)* Darrell Griffith (Louisville) Kyle Macy (Kentucky) Joe Barry Carroll (Purdue) Michael Brooks (LaSalle) Coach: Ray Meyer (DePaul)	1979 1. Indiana State 2. UCLA 3. North Carolina 4. Michigan State 5. Notre Dame 6. Arkansas 7. Duke 8. DePaul 9. LSU 10. Syracuse All-America Larry Bird (Indiana State)* David Greenwood (UCLA) Mike Gminski (Duke) Earvin "Magic" Johnson (Michigan State) Jim Spanakel (Duke) Coach: Bill Hodges (Indiana State)
1978 1. Kentucky 2. UCLA 3. Marquette 4. New Mexico 5. Michigan State 6. Arkansas 7. DePaul 8. Kansas 9. Duke 10. North Carolina All-America Butch Lee (Marquette)* Phil Ford (North Carolina) Mychal Thompson (Minnesota) Larry Bird (Indiana State) David Greenwood (UCLA) Coach: Eddie Sutton (Arkansas)	1977 1. Michigan 2. USF 3. North Carolina 4. UCLA 5. Kentucky 6. Nevada-Las Vegas 7. Arkansas 8. Tennessee 9. Syracuse 10. Utah All-America Marques Johnson (UCLA)* Rickey Green (Michigan) Kent Benson (Indiana) Bernard King (Tennessee) Otis Birdsong (Houston) Coach: Bob Gaillard (USF)	1976 1. Indiana 2. Marquette 3. Rutgers 4. Nevada-Las Vegas 5. UCLA 6. North Carolina 7. Alabama 8. Notre Dame 9. Michigan 10. Washington All-America Scott May (Indiana)* Adrian Dantley (Notre Dame) John Lucas (Maryland) Richard Washington (UCLA) Kent Benson (Indiana) Coach: Tom Young (Rutgers)	1975 1. Indiana 2. UCLA 3. Louisville 4. Kentucky 5. Maryland 6. Marquette 7. Arizona State 8. Alabama 9. North Carolina State 10. North Carolina All-America David Thompson (North Carolina State)* Adrian Dantley (Notre Dame) David Meyers (UCLA) John Lucas (Maryland) Scott May (Indiana) Coach: Bobby Knight (Indiana)	1974 1. North Carolina State 2. UCLA 3. Notre Dame 4. Maryland 5. Marquette 6. Providence 7. Vanderbilt 8. North Carolina 9. Indiana 10. Kansas All-America Bill Walton (UCLA)* David Thompson (North Carolina State) John Shumale (Notre Dame) Keith Wilkes (UCLA) Marvin Barnes (Providence) Coach: Digger Phelps (Notre Dame)

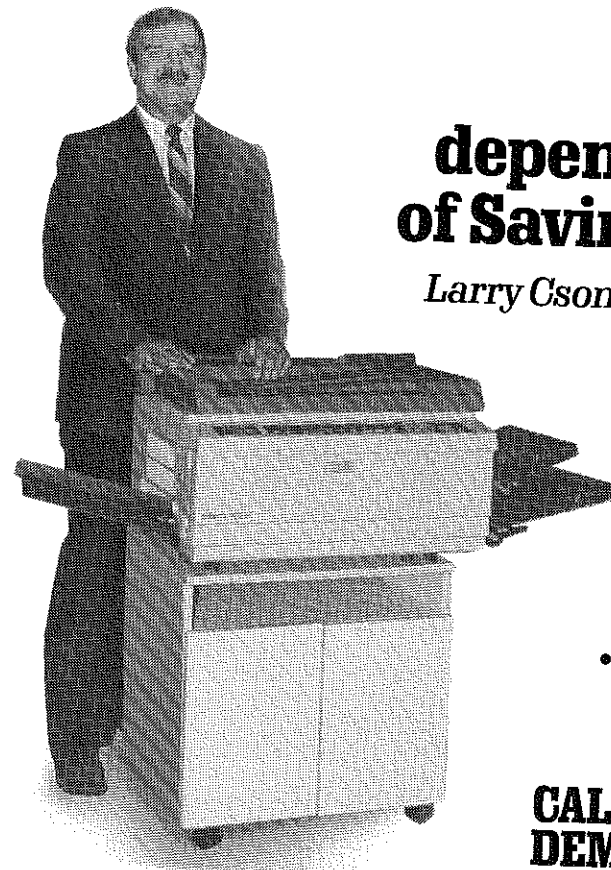
1978 1. Kentucky 2. UCLA 3. Marquette 4. New Mexico 5. Michigan State 6. Arkansas 7. DePaul 8. Kansas 9. Duke 10. North Carolina All-America Butch Lee (Marquette)* Phil Ford (North Carolina) Mychal Thompson (Minnesota) Larry Bird (Indiana State) David Greenwood (UCLA) Coach: Eddie Sutton (Arkansas)	1977 1. Michigan 2. USF 3. North Carolina 4. UCLA 5. Kentucky 6. Nevada-Las Vegas 7. Arkansas 8. Tennessee 9. Syracuse 10. Utah All-America Marques Johnson (UCLA)* Pickey Green (Michigan) Kent Benson (Indiana) Bernard King (Tennessee) Otis Birdsong (Houston) Coach: Bob Gaillard (USF)	1976 1. Indiana 2. Marquette 3. Rutgers 4. Nevada-Las Vegas 5. UCLA 6. North Carolina 7. Alabama 8. Notre Dame 9. Michigan 10. Washington All-America Scott May (Indiana)* Adrian Dantley (Notre Dame) John Lucas (Maryland) Richard Washington (UCLA) Kent Benson (Indiana) Coach: Tom Young (Rutgers)	1975 1. Indiana 2. UCLA 3. Louisville 4. Kentucky 5. Maryland 6. Marquette 7. Arizona State 8. Alabama 9. North Carolina State 10. North Carolina All-America David Thompson (North Carolina State)* Adrian Dantley (Notre Dame) David Meyers (UCLA) John Lucas (Maryland) Scott May (Indiana) Coach: Bobby Knight (Indiana)	1974 1. North Carolina State 2. UCLA 3. Notre Dame 4. Maryland 5. Marquette 6. Providence 7. Vanderbilt 8. North Carolina 9. Indiana 10. Kansas All-America Bill Walton (UCLA)* David Thompson (North Carolina State) John Shumate (Notre Dame) Keith Wilkes (UCLA) Marvin Barnes (Providence) Coach: Digger Phelps (Notre Dame)
1973 1. UCLA 2. North Carolina State 3. Long Beach State 4. Marquette 5. Providence 6. Indiana 7. (tie) Kansas State 8. SW Louisiana 9. Minnesota 10. Maryland All-America Bill Walton (UCLA)* Ed Ratleff (Long Beach State) David Thompson (North Carolina State) Doug Collins (Illinois State) Dwight Lamar (SW Louisiana) Coach: John Wooden (UCLA)	1972 1. UCLA 2. North Carolina 3. Penn 4. Louisville 5. South Carolina 6. Long Beach State 7. Marquette 8. SW Louisiana 9. BYU 10. Florida State All-America Bill Walton (UCLA)* Henry Bibby (UCLA) Dwight Lamar (SW Louisiana) Jim Chones (Marquette) Ed Ratleff (Long Beach State) Coach: John Wooden (UCLA)	1971 1. UCLA 2. Marquette 3. Penn 4. Kansas 5. Southern Cal 6. South Carolina 7. Western Kentucky 8. Kentucky 9. Fordham 10. Ohio State All-America Austin Carr (Notre Dame)* Sidney Wicks (UCLA) Artis Gilmore (Jacksonville) Dean Meminger (Marquette) John Roche (South Carolina) Coach: Al McGuire (Marquette)	1970 1. Kentucky 2. UCLA 3. St. Bonaventure 4. Davidson 5. Jacksonville 6. South Carolina 7. Iowa 8. Notre Dame 9. Drake 10. Marquette All-America Pete Maravich (LSU)* Bob Lanier (St. Bonaventure) Rick Mount (Purdue) Calvin Murphy (Niagara) Dan Issel (Kentucky) Coach: John Wooden (UCLA)	1969 1. UCLA 2. North Carolina 3. Davidson 4. Santa Clara 5. Kentucky 6. LaSalle 7. Purdue 8. St. John's 9. New Mexico State 10. Duquesne All-America Lew Alcindor (UCLA)* Pete Maravich (LSU) Rich Mount (Purdue) Spencer Haywood (Detroit) Calvin Murphy (Niagara) Coach: John Wooden (UCLA)
1968 1. Houston 2. UCLA 3. St. Bonaventure 4. North Carolina 5. Kentucky 6. Columbia 7. New Mexico 8. Louisville 9. Davidson 10. Marquette All-America Elvin Hayes (Houston)* Lew Alcindor (UCLA) Pete Maravich (LSU) Wes Unseld (Louisville) Larry Miller (North Carolina) Coach: Guy V. Lewis (Houston)	1967 1. UCLA 2. Louisville 3. North Carolina 4. Kansas 5. Princeton 6. Houston 7. Western Kentucky 8. Texas-El Paso 9. Tennessee 10. Boston College All-America Lew Alcindor (UCLA)* Elvin Hayes (Houston) Jimmy Walker (Providence) Wes Unseld (Louisville) Bob Lloyd (Rutgers) Coach: John Wooden (UCLA)	1966 1. Kentucky 2. Duke 3. Texas-El Paso 4. Kansas 5. Loyola-Chicago 6. St. Joseph's 7. Michigan 8. Vanderbilt 9. Cincinnati 10. Providence All-America Cazzie Russell (Michigan)* Clyde Lee (Vanderbilt) Jimmy Walker (Providence) Dave Schellhase (Purdue) Dave Bing (Syracuse) Coach: Adolph Rupp (Kentucky)	1965 1. Michigan 2. UCLA 3. St. Joseph's 4. Providence 5. Vanderbilt 6. BYU 7. Davidson 8. Minnesota 9. Duke 10. USF All-America Bill Bradley (Princeton)* Cazzie Russell (Michigan) Gail Goodrich (UCLA) Fred Hetzel (Davidson) RICK BARRY (MIAMI-FLORIDA) Coach: Dave Strack (Michigan)	1964 1. UCLA 2. Michigan 3. Kentucky 4. Duke 5. Oregon State 6. Wichita State 7. Villanova 8. Loyola-Chicago 9. Texas-El Paso 10. Davidson All-America Gary Bradds (Ohio State)* Walt Hazzard (UCLA) Cotton Nash (Kentucky) Bill Bradley (Princeton) Dave Stallworth (Wichita State) Coach: John Wooden (UCLA)
1963 1. Cincinnati 2. Duke 3. Arizona State 4. Loyola-Chicago 5. Illinois 6. Wichita State 7. Mississippi State 8. Ohio State 9. Colorado 10. Stanford All-America Art Heyman (Duke)* Ron Bonham (Cincinnati) Jerry Harkness (Loyola-Chicago) Gary Bradds (Ohio State) Tom Thacker (Cincinnati) Coach: Ed Jucker (Cincinnati)	1962 1. Ohio State 2. Cincinnati 3. Kentucky 4. Mississippi State 5. Kansas State 6. Bradley 7. Wake Forest 8. Colorado 9. Bowling Green 10. Utah All-America Jerry Lucas (Ohio State)* Terry Dischinger (Purdue) Bill McGill (Utah) Chet Walker (Bradley) John Havlicek (Ohio State) Coach: Fred Taylor (Ohio State)	1961 1. Ohio State 2. Cincinnati 3. St. Bonaventure 4. Kansas State 5. Southern Cal 6. North Carolina 7. Bradley 8. St. John's 9. Duke 10. Wake Forest All-America Jerry Lucas (Ohio State)* Tom Stith (St. Bonaventure) Terry Dischinger (Purdue) Roger Kaiser (Georgia Tech) Chet Walker (Bradley) Coach: Fred Taylor (Ohio State)	1960 1. California 2. Cincinnati 3. Ohio State 4. Bradley 5. Utah 6. West Virginia 7. Utah State 8. Georgia Tech 9. Villanova 10. Indiana All-America Jerry West (West Virginia) Oscar Robertson (Cincinnati)* Jerry Lucas (Ohio State) Darryl Imhoff (Cal) Tom Stith (St. Bonaventure) Coach: Pete Newell (Cal)	1959 1. Kansas State 2. Kentucky 3. Michigan State 4. Cincinnati 5. North Carolina State 6. (tie) North Carolina 7. Mississippi State 8. Bradley 9. California 10. Auburn All-America Oscar Robertson (Cincinnati)* Bailey Howell (Mississippi State) Bob Boozer (Kansas State) Jerry West (West Virginia) Don Hannon (Pitt) Coach: Adolph Rupp (Kentucky)



Joel Warren at the UM's Palm Court and Fountain which are surrounded by the Otto G. Richter Library, the Ashe Administration Building, the Cox Science Center and the McArthur Engineering Building.



SAVIN AND THE HURRICANES THE WINNING COMBINATION



**"See the
dependable line
of Savin copiers."**

Larry Csonka, Businessman

- Desk Top & Full Size Copiers
- Enlargement & Reduction
- Two Sided Copying
- Fast First Copy Start
- Color Cartridge Capabilities

**CALL FOR A FREE
DEMONSTRATION**

Savin FLORIDA

THE DEPENDABLE DECISION

DADE 591-8000 BROWARD 525-1405

HOMES OF THE HURRICANES MIAMI ARENA

DEDICATED: June 1988

COST: \$52 Million

BASKETBALL CAPACITY: 15,862


GENERAL MANAGER: Jerry MacDonald

DIRECTOR OF OPERATIONS: Tim Wendt

TELEPHONE: (305) 530-4400

ADDRESS: 721 N.W. 1st Avenue

Miami, Florida 33136




KNIGHT SPORTS COMPLEX

The most visible sign of the roundball resurrection at the University of Miami can be seen right on the Coral Gables campus, where the newly completed Knight Sports Complex recently opened its doors for operation.

Dedicated November 12, 1985, the new structure was made possible through a gift from the James L. Knight Charitable Trust. The facility houses the offices for the men's basketball staff, while also serving as a home court to most of the Hurricane women's basketball games and a practice site for the NBA's Miami Heat. The Knight Sports Complex is located between the Hecht Athletic Center and the Greentree Practice Field and Track.

Other features which benefit the entire athletic program at the UM include an expanded weight training room which more than doubled the size of the strength training area; locker rooms for men's and women's basketball; a lecture room capable of seating more than one hundred student-athletes that serves several academic and meeting purposes; and an indoor jogging area which surrounds the basketball floors.





Eric Brown

NOVEMBER 1988

SUNDAY	MONDAY	TUESDAY	WEDNESDAY	THURSDAY	FRIDAY	SATURDAY
PLAYER'S NAME INDICATES BIRTHDAY		1	2	3	4	5
6	7	8	9	10	11	12
13	14	15	16	17	18	19
20	21	22	23	24	25	26
27	28	29	30			

DECEMBER 1988

PLAYER'S NAME INDICATES BIRTHDAY	SUNDAY	MONDAY	TUESDAY	WEDNESDAY	THURSDAY	FRIDAY	SATURDAY
					UM (WBK) vs. UCLA	UM (WBK) Lady Cougar Classic	UM vs. BYU UM (WBK) Lady Cougar Classic
4		UM (WBK) vs. Bethune Cookman	UM (WBK) at Bethune Cookman Last Day of Classes				Final Exams UM (WBK) vs. Duke
		Final Exams	Final Exams		Final Exams Joseph Rardon	Final Exams UM (WBK) vs. Long Island	Coast Bill Foran
11		12	13	14	15	16	17
18		UM (WBK) vs. Florida A&M UM (WBK) at Florida	20			UM (WBK) at Chaminade Christmas Tournament	UM (WBK) at Chaminade Christmas Tournament
25		26	27	28	29	30	31
			UM (WBK) Eastern Airlines Palm Beach Classic	UM (WBK) Orange Bowl/ Burger King Classic	UM (WBK) Orange Bowl/ Burger King Classic	UM (WBK) Eastern Airlines Palm Beach Classic	UM (WBK) Orange Bowl/ Burger King Classic

JANUARY 1989


PLAYER'S NAME INDICATES BIRTHDAY	SUNDAY	MONDAY	TUESDAY	WEDNESDAY	THURSDAY	FRIDAY	SATURDAY
1		2	3	4	5	6	7
UM (WBK) at Detroit		UM (WBK) vs. VCU UM (WBK) at Toledo	UM (WBK) at Rutgers	UM (WBK) at Purdue	UM (WBK) at Kansas		UM (WBK) at Georgetown
8		9	10	11	12	13	14
		UM (WBK) at Stanford Coach Gary Tuell	First Day of Class	UM (WBK) at Louisville	UM (WBK) at Kansas		UM (WBK) vs. South Florida Dennis Burns
15		16	17	18	19	20	21
			UM (WBK) vs. Providence	UM (WBK) vs. Florida			UM (WBK) at Florida A&M
22		23	24	25	26	27	28
			UM (WBK) vs. Florida International				UM (WBK) vs. Marquette UM (WBK) at Rutgers
29		30	31				

FEBRUARY 1989

SUNDAY	MONDAY	TUESDAY	WEDNESDAY	THURSDAY	FRIDAY	SATURDAY
PLAYER'S NAME INDICATES BIRTHDAY			UM (MBK) vs. New Mexico 1	UM (WBK) at Mercer 2		UM (MBK) vs. BYU UM (WBK) at Auburn 3
5	UM (MBK) vs. South Florida 6		UM (MBK) vs. Tennessee Tech 8		Joe Wylie 10	UM (MBK) at DePaul UM (WBK) vs. Central Florida 11
12	UM (WBK) vs. Stetson 13	UM (MBK) vs. Florida Atlantic at West Palm Beach Aud. 14				UM (MBK) at South Florida UM (WBK) vs. Florida Atlantic 18
19		21	UM (MBK) at Texas UM (WBK) vs. Bethune Cookman 22		UM (WBK) at Florida International 24	UM (MBK) at Oral Roberts 25
26	UM (MBK) vs. Davidson 27	28				

MARCH 1989

SUNDAY	MONDAY	TUESDAY	WEDNESDAY	THURSDAY	FRIDAY	SATURDAY
PLAYER'S NAME INDICATES BIRTHDAY				UM (MBK) vs. Savannah State 2		UM (WBK) at South Florida Coach Dave Wolff 4
5	UM (MBK) vs. Florida International 6					
12	13	14	15	NCAA Playoffs Begin 16		
19	20	21	22	23	24	25
26	27	28	29	30	31	NCAA FINAL FOUR April 1 and 3




Reggie Polnitz


1988-89 MIAMI RADIO/TV ROSTER




3 Kevin Presto
G 5-11 Sr.
Kennewick, WA




4 Joseph Randon
G 6-4 Fr.
Rosenberg, TX




5 Joel Warren
G 6-5 Sr.
Princeton, IN




11 Reggie Polnitz
G 6-1 Sr.
Pensacola, FL




12 Thomas Hocker
G 6-2 So.
Dallas, TX




13 Jake Morton
G 6-0 Fr.
Bowie, MD




15 Joe Wylie
F/C 6-9 So.
Washington, DC




20 Bruce Moore
G/F 6-7 Sr.
Raeleford, NC




21 Brandon Adams
F 6-6 Fr.
Washington, DC



22 Levertis Williams
G 6-2 Sr.
Brandon, MS




23 Dennis Burns
F 6-6 Sr.
Sicklerville, NJ



32 Eric Brown
F 6-6 Sr.
Brooklyn, NY



33 Joe Ross
C 6-11 So.
Ypsilanti, MI



44 Jerome Scott
F 6-3 Fr.
Great Falls, VA



45 Mark Richardson
C 6-10 Sr.
Rocky Mount, NC