

#51 Mario Bland
All-BIG EAST Candidate



#31 Johnny Hemsley
All-America and National
Player of the Year
Candidate


#30 Vernon Jennings
1998-99 BIG EAST
Assist Leader

HOOPS
FOR THE
NEXT
MILLENNIUM

1999-2000 HURRICANE UNIVERSITY OF MIAMI

Visit our website at
www.hurricanesports.com

Table of Contents



Hurricane Quick Facts

Location . . . Coral Gables, FL
 Founded . . . 1926
 Enrollment . . . 13,422
 Nickname . . . Hurricanes
 Colors . . . Orange, Green and White
 Conference . . . BIG EAST
 Home Arena . . . Miami Arena
 Arena Capacity . . . 15,388
 President . . . Edward T. Foote II
 Athletic Director . . . Paul Dee
 Lettermen Return/Lost . . . 9/2

Head Coach

Leonard Hamilton . . .
 (Tennessee-Martin, '71)
 Record at Miami 121-136 (10th yr.)
 Overall Record 177-199 (14th yr.)

Assistant Coaches

Dwight Freeman . . .
 (Western State '82)
Stan Jones . . .
 (Memphis State '84)
Scott Howard . . .
 (Iowa St., '83)

Sports Information

P.O. Box 248167
 Coral Gables, FL 33124

Street Address

5821 San Amaro Drive
 Coral Gables, FL 33146
 Office: . . . (305) 284-3244
 FAX: . . . (305) 284-2807

Staff

Sam Henderson . . .
 Assistant SID - Basketball
 (305) 412-8364 - Home
 shenderson@miami.edu
Linda Britton . . .
 Director of Communications
 (305) 247-6783 - Home
Bob Burda . . .
 Assistant AD - Communications
 (305) 596-7192 - Home
Phil de Montmollin . . .
 Assistant SID
 (305) 672-0601 - Home
Joe Hornstein . . .
 Assistant SID
 (305) 598-2583 - Home
Gail Wilkins . . .
 Assistant SID
 (305) 412-8667 - Home
Etta Schaller . . .
 Publications Coordinator
Angie Salazar . . .
 Staff Associate
Carol Recicar . . .
 Administrative Assistant
Charles Campisi . . .
 Intern

Front Cover

#51 Mario Bland
 #31 Johnny Hemsley
 #30 Vernon Jennings

Roster Page	2
Schedule	3
Season Outlook	4-5
Preseason Notes	6
Coach Hamilton	7-9
Coach Freeman	10
Coach Jones	11
Coach Howard	12
Basketball Support Staff	13
Where Are They Now?	14

Players

Mario Bland	16-17
João Paulo Coelho	18-19
Johnny Hemsley	20-21
Vernon Jennings	22-23
John Salmons	24-25
Jerry Schlie	26-27
Michael Simmons	28-29
Elton Tyler	30-31
Dwayne Wimbley	32-33
Newcomers	34-35

University

University of Miami	38-39
Distinguished Alumni	40
Administration	41-43
Biographies	
Academics	44-45
Compliance	46-47
Medical Staff	48
Strength Page	49
Community Service	50
Hurricane Athletics	51
19 years of National Honors & Titles	
Hurricane Warnings	52
Traditions, Spirit	
South Florida-A Sports	53
Crazy City	
Weather-Miami's	54
a Winter Wonderland	
City of Miami-Living	55
in a Tropical Paradise	
Facilities	56-57
RYDER Center	58-59
Miami Arena-There's	60
No Place Like Home	
Miami Arena	61
Attendance Results/UM	
Year-by-Year Record	
at Arena	
Miami Arena	62
Single-game Records	

BIG EAST

The BIG EAST	64-65
Conference	
The BIG EAST	65
Conference-Nation's Most Televised League	
1999-00 BIG EAST	66-67
Composite Schedule	
2000 BIG EAST	68
Championship Format	
BIG EAST Tournament	69
1998-99 Final Standings, Tournament Results	
1998-99 BIG EAST	70
Individual Statistical Leaders	
1998-99 BIG EAST	71
Team Statistical Leaders	
UM BIG EAST Honors	72
UM BIG EAST Statistical	73
Leaders	
UM BIG EAST Individual	74
Single Game Records	
UM BIG EAST Team	75
Single Game Records	
UM BIG EAST Single	76
Season Individual Records	
UM BIG EAST Single	77
Season Team Records	
UM/Opponents	78
BIG EAST Tournament Individual Records	
UM/Opponents	79
BIG EAST Tournament Team Records	

Opponents

Bethune/Cookman	82
Boston College	
Central Florida	83
Connecticut	
Florida Atlantic	84
Georgetown	
Hartford	85
Kentucky	
Memphis	86
Monmouth	
North Carolina	87
UNC Charlotte	
Notre Dame	88
Pittsburgh	
Providence	89
Quinnipiac	

Rutgers	90
St. John's	
San Juan Shootout	91
Seton Hall	92
Syracuse	
Villanova	93
West Virginia	
2000 NCAA Tournament	94
Sites, 1999 NIT Results	
1999 NCAA Tournament	95
Results	

1998-99 Season Review

1998-99 Results and	99
Attendance	
1998-99 Statistics	100
1998-99 Team	101
Game-by-Game	
1998-99 Superlatives	102
1998-99 Season	103-117
Recaps and Boxscores	
1998-99 Individual Stats	118
(Mario Bland and Mike Byars-Dawson)	
1998-99 Individual Stats	119
(João Paulo Coelho and Nick Donovan)	
1998-99 Individual Stats	120
(Johnny Hemsley and Kevin Houston)	
1998-99 Individual Stats	121
(Tim James and Vernon Jennings)	
1998-99 Individual Stats	122
(John Salmons and Jerry Schlie)	
1998-99 Individual Stats	123
(Michael Simmons and Elton Tyler)	
1998-99 Individual Stats	124
(Dwayne Wimbley)	

History

History 1926-99	126-132
Hurricane Basketball	132
Captains	
1000-Point Club	133
Hurricane Lettermen	134-135
Post Season	136-137
Tournament Teams	
Post Season	138
Tournament Teams/Results	

UM All-Americans	139
UM Retired Jerseys	140
UM Players Selected	141
in the NBA Draft	

Records

Team Records	144
Individual Game Records	145
Individual Season	146-147
Records	
Individual Career	148-149
Records	
Year by Year	150-151
Statistical Leaders	
Hurricane Head	152
Coaches/Year-by-Year Results	
Series Records	153-154
Series Opponents	155-159
Yearly Results	160-165

Media

Covering the 'Canes	168
TV/Radio Coverage	169
Media Coverage	170-171
Directions to Sites	172
Maps	173
Where to Stay	174
Arena Diagram/Ticket	175
Information	

The 1999-2000 University of Miami Basketball Media Guide was published by the University of Miami Sports Information Office. Copyright © 1999.

Editor: Sam Henderson • **Design:** Etta Schaller


Contributors: Linda Britton, Bob Burda, Charles Campisi, Phil de Montmollin, Greater Miami Chamber of Commerce, Connie Mack, Carol Recicar, Angie Salazar, Stephanie Shank, Rob Wilson, Opponent SIDs, UM Alumni Relations.

Cover Photos: J.C. Ridley, Tomasso DeRosa

Photography: J. C. Ridley, Tomasso DeRosa, Bob Rosato, Al Messerschmidt, Richard & Micki Lewis, Bob Rosato, Nat Butler, Tom DiPace, Rhona Wise, Raul Zarranz, Thomas Maguire, Gary Rothstein, William Lai, Tomasso DeRosa, Norm Fisher, Miami Heat, Miami Dolphins, Florida Marlins, Florida Panthers, Milwaukee Bucks, Golden State Warriors, University Relations, Metro-Dade County Department of Tourism, Opponent SIDs.

Printing: Bellak Color Graphics, Special thanks to Manny Fernandez.

University of Miami Rosters



Alphabetical

No	Name	Pos	Ht	Wt	Class	Previous School/Hometown
51	Mario Bland	F	6-6	265	Sr.	Callaway/Jackson, MS
13	João Paulo Coelho	G	6-2	185	So.	Figueira da Foz, Portugal
31	Johnny Hemsley	G/F	6-5	195	Sr.	Southern/Baltimore, MD
00	Leroy Hurd	G/F	6-7	205	Fr.	Moss Point/Moss Point, MS
30	Vernon Jennings	G/F	6-4	203	Sr.	Maine Central Institute/College Park, GA
33	James Jones	F	6-8	211	Fr.	Miami American/Hialeah, FL
45	John Salmons	F	6-7	200	So.	Plymouth Whitmarsh/Plymouth Meeting, PA
11	Jerry Schlie	F	6-6	200	Jr.	Sachem/Holbrook, NY
3	Michael Simmons	G	6-0	185	So.	Mercersburg (PA) Academy/Los Angeles, CA
25	Elton Tyler	F	6-9	215	Jr.	West Roxbury/Dorchester, MA
34	Dwayne Wimbley	F	6-9	245	Jr.	St. Thomas Aquinas/Fort Lauderdale, FL

Numerical

No	Name	Pos	Ht	Wt	Class	Previous School/Hometown
00	Leroy Hurd	G/F	6-7	205	Fr.	Moss Point/Moss Point, MS
3	Michael Simmons	G	6-0	185	So.	Mercersburg (PA) Academy/Los Angeles, CA
11	Jerry Schlie	F	6-6	200	Jr.	Sachem/Holbrook, NY
13	João Paulo Coelho	G	6-2	185	So.	Figueira da Foz, Portugal
25	Elton Tyler	F	6-9	215	Jr.	West Roxbury/Dorchester, MA
30	Vernon Jennings	G/F	6-4	203	Sr.	Maine Central Institute/College Park, GA
31	Johnny Hemsley	G/F	6-5	195	Sr.	Southern/Baltimore, MD
33	James Jones	F	6-8	211	Fr.	Miami American/Hialeah, FL
34	Dwayne Wimbley	F	6-9	245	Jr.	St. Thomas Aquinas/Fort Lauderdale, FL
45	John Salmons	F	6-7	200	So.	Plymouth Whitmarsh/Plymouth Meeting, PA
51	Mario Bland	F	6-6	265	Sr.	Callaway/Jackson, MS

HEAD COACH:
ASSISTANT COACHES:

Leonard Hamilton (10th Season/Tennessee-Martin, '71)
Dwight Freeman (5th Season/Western State, '82)
Stan Jones (5th Season/Memphis State, '84)
Scott Howard (7th Season/Iowa State, '83)

By Class

Seniors (3)

Mario Bland C
Johnny Hemsley G/F
Vernon Jennings G/F

Juniors (3)

Jerry Schlie F
Elton Tyler F
Dwayne Wimbley C

Sophomores (3)

Joao Paulo Coelho G
John Salmons G/F
Michael Simmons G

Freshmen (2)

Leroy Hurd G/F
James Jones F

By State/ Country

California (1)

Michael Simmons G
Los Angeles

Florida (2)

James Jones F
Hialeah
Dwayne Wimbley C
Ft. Lauderdale

Georgia (1)

Vernon Jennings G/F
College Park

Maryland (1)

Johnny Hemsley G/F
Baltimore

Massachusetts (1)

Elton Tyler F
Dorchester

Mississippi (2)

Mario Bland C
Jackson
Leroy Hurd G/F
Moss Point

New York (1)

Jerry Schlie F
Sachem

Pennsylvania (1)

John Salmons G/F
Plymouth Meeting

Portugal (1)

Joao Paulo Coelho G
Figueira da Foz

1999 -2000 Schedule

Date	Day	Opponent	Location	Time	TV
Nov. 3	Wed.	#LATVIA SELECT.	KNIGHT SPORTS COMPLEX	7:00 p.m.	
Nov. 11	Thur.	#UPSTATE BASKETBALL	KNIGHT SPORTS COMPLEX	7:00 p.m.	
Nov. 19	Fri.	at Central Florida	Orlando, FL	7:30 p.m.	
Nov. 23	Tues.	MONMOUTH	MIAMI ARENA	7:30 p.m.	
Nov. 30	Tues.	BETHUNE-COOKMAN	MIAMI ARENA	7:30 p.m.	
Dec. 4	Sat.	at Memphis	Memphis, TN	3:00 p.m.	SportsChannel
Dec. 7	Tues.	UNC CHARLOTTE	MIAMI ARENA	7:30 p.m.	SportsChannel
Dec. 11	Sat.	HARTFORD	MIAMI ARENA	2:00 p.m.	
Dec. 18	Sat.	& North Carolina	National Car Rental Center	7:00 p.m.	ESPN
Dec. 20-22	Mon.-Wed.	San Juan Shootout	San Juan, Puerto Rico		
		(Miami, Auburn, Detroit-Mercy, Illinois State, Pepperdine, Univ. of Puerto Rico, SW Louisiana, Virginia Tech)			
	Mon.	vs. SW Louisiana		3:30 p.m.	
	Tues.	vs. Detroit-Mercy or Pepperdine		TBA	
	Wed.	Opponent (TBA)		TBA	
Dec. 27	Mon.	FLORIDA ATLANTIC	MIAMI ARENA	7:30 p.m.	
Dec. 29	Wed.	QUINNIPIAC	MIAMI ARENA	7:30 p.m.	
Jan. 5	Wed.	*WEST VIRGINIA	MIAMI ARENA	8:00 p.m.	SportsChannel
Jan. 8	Sat.	*SYRACUSE	MIAMI ARENA	Noon	SportsChannel
Jan. 11	Tues.	*at Seton Hall	East Rutherford, NJ	7:30 p.m.	SportsChannel
Jan. 15	Sat.	*at Georgetown	Washington D.C.	Noon	WPLG-TV
Jan. 17	Mon.	*at Villanova	Villanova, PA	7:00 p.m.	ESPN
Jan. 22	Sat.	*BOSTON COLLEGE	MIAMI ARENA	7:30 p.m.	
Jan. 25	Tues.	*at Notre Dame	Notre Dame, IN	7:30 p.m.	SportsChannel
Jan. 29	Sat.	KENTUCKY	MIAMI ARENA	1:00 p.m.	CBS
Feb. 1	Tues.	*PITTSBURGH	MIAMI ARENA	7:30 p.m.	
Feb. 5	Sat.	*at Rutgers	Piscataway, NJ	3:00 p.m.	SportsChannel
Feb. 7	Mon.	*GEORGETOWN	MIAMI ARENA	7:00 p.m.	ESPN
Feb. 16	Wed.	*PROVIDENCE	MIAMI ARENA	7:30 p.m.	
Feb. 19	Sat.	*at Connecticut	Storrs, CT	3:30 p.m.	ABC
Feb. 22	Tues.	*at West Virginia	Charleston, WV	7:00 p.m.	SportsChannel
Feb. 26	Sat.	*NOTRE DAME	MIAMI ARENA	7:00 p.m.	ESPN
Feb. 29	Tues.	*at Pittsburgh	Pittsburgh, PA	7:30 p.m.	SportsChannel
Mar. 5	Sun.	*ST. JOHN'S	MIAMI ARENA	Noon	CBS
Mar. 8-11	Wed.-Sat.	AT&T BIG EAST Championship	New York, NY		
	Wed.	Opening Round		TBA	ESPN/ESPN2
	Thurs.	Quarterfinals		TBA	ESPN/ESPN2
	Fri.	Semifinals		TBA	ESPN
	Sat.	Championship		TBA	ESPN

*- denotes BIG EAST Conference game

&- denotes HIP Health Plan Orange Bowl Basketball Classic

#- denotes exhibition game

All times are EST

**—ALL DATES AND TIMES ARE SUBJECT TO CHANGE—
FOR TICKETS, CALL 1-800-GO-CANES or (305) 284-CANES**

1999-2000 Season Outlook

Building a basketball tradition. That was head coach Leonard Hamilton's goal when he took over the University of Miami men's basketball program in 1990. Entering the 1999-2000 season, Hamilton and the Hurricanes look to add another building block to the foundation they have set over the last five seasons. Miami returns nine lettermen, including four starters, from last season's squad that finished with a 23-7 overall record, 15-3 in the BIG EAST,

went to the NCAA Tournament for the second consecutive season and recorded a No. 10 national ranking in the final Associated Press college basketball poll.

SENIORS ANCHOR STRONG NUCLEUS

Miami's senior class of Mario Bland, Johnny Hemsley and Vernon Jennings return to give the Hurricanes a strong nucleus for the 1999-2000 season. The trio have played an integral part of the Hurricanes' ascent into the national spotlight.

During their first three seasons the three have led the Hurricanes to a 57-30 (.655) record, three consecutive win-

ning seasons, and three straight postseason appearances including NCAA Tournament bids in 1998 and 1999. Miami's NCAA Tournament bid in 1998 marked the school's first since 1960.

"Mario, Johnny and Vernon have really contributed to the elevation of the expectations of the program," said head coach Leonard Hamilton. "The three have set a high standard that everyone entering the program has to live up to."

Miami's 57 wins are the most in a three year period since UM won 57 games from 1963-66 while its .655 winning percentage is the highest since Miami posted a 52-26 (.667) record from 1964-67. Should Miami earn a post season bid in 1999-2000, the trio would become the first Hurricanes to reach post season play in four consecutive seasons.

"You have to respect what our three seniors have been able to accomplish," added Hamilton. "They came to the University of Miami without a lot of fan fare. But with sheer hard work they have helped develop a solid basketball program."

With the graduation of third-team All-America Tim James (18.6 ppg, 8.2 rpg) the Hurricanes will look to the three seniors to help fill the void.

Miami's top returning scorer is 6-5 swing man Johnny Hemsley. Hemsley, one of the most explosive scorers in the BIG EAST, was a first-team All-Conference selection last season after averaging 17.8 points, 4.7 rebounds and 2.3 assists per game. Hemsley led the team with 29 double-figure scoring games, which included eleven 20-point games and two 30-point games.

Hemsley, the 1998-99 BIG EAST Most Improved Player, is the lone first team All-BIG EAST selection returning for the 1999-2000 season.

In the post Mario Bland will lead the Hurricanes. Bland, an undersized center at 6-6, uses his 265 pound frame, quick feet and ball handling skills to outmaneuver opponents.

"Mario may play center but he also one of the best ball handlers on the team," said Hamilton. "He is a nice perimeter shooter who can drive to the basket and use either hand. His size and ball handling skills help make up for his lack of height."

Last season Bland ranked third on the team in scoring (11.2 ppg), second in rebounding (6.0 rpg) and second in double-doubles (5) while shooting a team best 125-of-212 (.590) from the field. Bland also displayed his ability to hit from long range connecting on 6-of-11 (.545) from three-point range.

Bland, who has hit 57.6 percent (295-512) from the field over his career, set a UM single-season field goal percentage record in 1997-98 connecting on 61 percent (122-200) of his attempts.

Bland also anchors a Miami interior defense which allowed just five centers to score in double figures and only one to record double figure rebound totals all of last season. Last season opposing centers averaged just 6.4 points and 5.1 rebounds.

Arguably one of the Hurricanes most important performers is 6-4 guard Vernon Jennings. Jennings started at the point for Miami last season and averaged 5.2 points, 2.8 rebounds, 5.7 assists and 2.0 steals per game. His 167 assists a year ago led the BIG EAST and set a UM single season record.

Jennings' game was much more than just assists last season. Jennings showed he could score when needed pouring in 19 points in Miami's 72-64 win over eventual Final Four participant Ohio State. His team leading 60 steals last season ranks as the third highest single season total in Miami history.

"Vernon has a tremendous feel for the game," said Hamilton. "No matter what position he's playing he always makes decisions that have a great impact on what happens on the floor."

Jennings has the ability to play point guard, shooting guard and small forward and remains one of the most versatile players in the BIG EAST.

"Vernon's versatility and savvy had a lot to do with our success last season," added Hamilton. "He may have been our most valuable player last season because he did all the things that don't show up on the stat sheet."

Even with the efforts of Miami's returning seniors Hamilton understands that it will require a team effort to offset the loss of James.

"It would not be fair to expect one person to replace Tim James," said Hamilton. "Our approach has always been to win by committee which means we expect all of our players to step up their level of play."

"What concerns me more than replacing Tim's physical skills is replacing the intangibles he brought to the team. His quiet leadership and confidence along with his ability to remain calm and focused under pressure might not be as easy to replace."

STARTING BACKCOURT RETURNS

Joining Jennings in the Hurricanes backcourt is 6-7 sophomore guard John Salmons. Salmons played in 29 contests as a freshman, starting the final 12 games of the season, and averaged 5.6 points, 4.9 rebounds and 1.9 assists per game.

Salmons has a strong all-around game and is equally adept on the perimeter or in the post. His ability to play four different positions makes him a potent weapon in the Miami attack.

Last season Salmons emerged as one of the Hurricanes' top defenders and was often assigned to the opponent's top offensive threat. Salmons size and long arms gave opponents problems all season long as he recorded 28 steals and 23 blocks.

Ohio State shooting guard Michael Redd shot just 6-20 from the floor against Salmons as the Hurricanes defeated the Buckeyes on December 27. On February 13 Salmons blanketed Providence forward Jamel Thomas holding the first-team All-BIG EAST selection to 16 points, six under his average, on 4-of-15 shooting in a 69-65 Miami win.

Salmons matched up with Connecticut forward Richard Hamilton on February 20 and held the All-America to 7-of-22 shooting as Miami pulled off a 73-71 upset at Gampel Pavilion. Due in large part to Salmons' efforts Miami held its opponent's leading scorer to under his season average in 20 of 30 games.

"Salmons had a good season last year and we expect him to continue to elevate his game," said Hamilton. "Last season John developed into one of our better defenders. This season we feel he can also be a capable offensive player for us."

Adding depth to the Miami backcourt will be 6-0 point guard Michael Simmons and 6-2 combo guard Paulo Coelho.

Simmons enters his sophomore season having played in 27 games, including 12 starts, as a freshman. Simmons averaged 2.7 points and 2.2 assists in 14.0 minutes per game. Simmons had a 1.3-to-1 assist to turnover ratio last season while his 6.3 assists per 40 minutes average ranked second on the team to Jennings.

Coelho, also a sophomore, saw action in 20 games last season and is expected to see time at both point guard and shooting guard.

EXPERIENCE UP FRONT

Up front the Hurricanes return a strong trio in Bland, 6-9 forward Elton Tyler and 6-9 forward/center Dwayne Wimbley. The three give the Hurricanes a nice blend of power and finesse. Last season the three combined to shoot a fantastic 57.9 percent (198-342) from the field.

Tyler, the odds on favorite to replace third-team All-America and 1998-99 BIG EAST Co-Player of the Year Tim James at power forward, has played in every game (58) since joining the Hurricanes as a freshman in 1997-98.

Last season Tyler played in all 30 games, making three starts, and averaged 3.7 points and 2.4 rebounds while shooting 45-of-77 (.584) from the floor. In one of the most memorable games of the season

1999-2000 Season Outlook

Tyler scored 12 points in Miami's 73-70 victory over No. 9 St. John's at Madison Square Garden. In the game Tyler came up big going 5-for-7 from the field including the go ahead basket with seven seconds remaining.

Wimbley, who shared the team's Sixth Man Award along with Tyler following the 1998-99 season, played in 29 games a year ago and averaged 2.4 points and 1.9 rebounds in 9.6 minutes per game. Wimbley ranked second on the team with a 7.9 rebounds per 40 minutes average and will again be looked upon to give Miami strong defense and rebounding.

Also adding depth up front will be 6-6 junior forward Jerry Schlie. Schlie, the lone Hurricane from the state of New York, played in 13 games last season and helps the Hurricanes on the perimeter with his ability to hit from long range.

STRONG RECRUITING CLASS

Once again Coach Hamilton has put together a strong recruiting class signing a guard and forward.

Looking to fill the void left by the graduation of forward Tim James, the Hurricanes added 6-8 forward James Jones (Hialeah, FL/Miami American).

Jones, the Florida 6A Player of the Year, led Miami-Dade County in scoring (25.2 ppg) while also averaging 12.4 rebounds and 6.0 blocks per game.

"James is an extremely talented individual both on and off the court," commented Hamilton. "He is a versatile athlete who we feel will fit very well into our system. He is also a tremendous student who is well respected in the community."

Jones was a Florida Mr. Basketball finalist as well as an Honorable mention All-America selection by numerous preseason publications including Street and Smith, Blue Ribbon, and Athlon Sports.

Joining the Hurricane backcourt will be 6-7 guard Leroy Hurd (Moss Point,

MS/Moss Point). Hurd was a Mississippi first team All-State selection as a senior averaging 25 points, eight rebounds and six assists per game in leading Moss Point High School to a 21-9 record and the Division 7-5A title.

Hurd, an honor student, played all three perimeter positions for the Tigers last season including point guard. Hurd was also a member of the Moss Point track team and holds the school record in the high jump (6'-10").

"Leroy represents what a true student-athlete should be," said Hamilton. "He is very good student, a nice person and a tremendous athlete. He is a versatile player who can handle the basketball and score from the perimeter."

ON THE SCHEDULE

The 1999-2000 schedule will be one of the most difficult in school history. The schedule features eleven games against teams that were selected for post-season play last season including contests against national powers North Carolina (Dec. 18), Kentucky (Jan. 29) and defending NCAA Champion Connecticut (Feb. 19).

Miami's schedule includes 15 games at Miami Arena highlighted by seven-time NCAA Champion Kentucky, Conference USA champion UNC Charlotte (Dec. 7) and eight BIG EAST conference tilts including perennial powers Syracuse (Jan. 8), Georgetown (Feb. 7) and St. John's (Mar. 5).

Miami opens its schedule on the road against Central Florida (Nov. 19) before returning to Miami for its home opener on Nov. 23 versus Monmouth at the Miami Arena. The Hurricanes open their BIG EAST schedule at home against West Virginia on Jan. 5.


In addition, the Hurricanes will take on North Carolina (Dec. 18) in the HIP Health Plan Orange Bowl Basketball Classic at the National Car Rental Center in Sunrise, FL before travelling to Puerto Rico for the San Juan Shootout Dec. 20-22. The trip to Puerto Rico marks the Hurricanes' second appear-

ance in the San Juan Shootout. Miami also competed in the tournament in 1991.


Miami will have seven regular season games nationally televised including home games against Kentucky (CBS, 1:00), Georgetown (ESPN, 7:00), Notre Dame (ESPN) and St. John's (CBS, Noon), and road games against Villanova (ESPN, 7:00) and Connecticut (ABC, 3:30). Miami's matchup with North Carolina at the 1999 HIP Orange Bowl Basketball Classic on Dec. 18 will also be televised by ESPN.

"This is one of the most exciting schedules we've had since I came to Miami," said head coach Leonard Hamilton. "The competitive level of the BIG EAST Conference took

another tremendous jump last season and will continue to improve with the excellent talent entering the league this season. Our non-conference games versus Kentucky, North Carolina, UNC Charlotte and Memphis as well as participating in the San Juan Shootout allow us the opportunity to challenge some of the best teams from around the country and help us prepare for our tough league schedule."



#51 Mario Bland



#31 Johnny Hemsley



Hurricane News & Notes

MIAMI BACK IN THE DANCE, AGAIN:

Miami's selection to the 1999 NCAA Championship marked the Hurricanes second consecutive trip to the NCAA Tournament. Prior to Miami's NCAA tournament berth in 1998 the Hurricanes had received only one bid to the "Big Dance" and that was in 1960.

MIAMI TIES SCHOOL RECORD FOR VICTORIES:

Miami's win over Lafayette in the opening round of the NCAA Tournament marked the Hurricanes' 23rd win of the season. The 23 wins tied the school record for wins in a season (23) set in 1959-60 (23-4) and matched in 1962-63 (23-5).

HURRICANES END SEASON NATIONALLY RANKED:

The University of Miami ended the season ranked 10th in the final Associated Press College Basketball Top-25 poll and 12th in the season ending ESPN/USA Today Coaches Top-25 poll.

HEMSLEY ONLY RETURNING FIRST TEAMER:

Senior Johnny Hemsley is the only returning All-BIG EAST first-team selection from last season.

MAKING HISTORY:

With its 73-71 win over Connecticut (2-20-99) at Gampel Pavilion, Miami became the first school in BIG EAST history to defeat Connecticut, Syracuse, St. John's and Georgetown on the road in the same season.

GETTING IT DONE AT BOTH ENDS OF THE FLOOR:

Last season Miami ranked 21st in the nation in field goal percentage and 13th in the nation in field goal percentage defense. Miami joined Duke, Maryland, College of Charleston, Kentucky, Utah, and North Carolina as the only schools to rank nationally in both categories. The Hurricanes led the BIG EAST in both categories.

ROAD WARRIORS:

Miami registered a 12-5 record (2-2 at neutral sites), when away from home last season. Miami was 8-1 in BIG EAST road games and was 10-3 on the road during the regular season. The 10 road wins were the most since 1959-60.

PLAYING SPOILER:

Miami's win over No. 10 St. John's on Jan. 6 marked the fifth consecutive season that the Hurricanes have defeated a ranked opponent in the Miami Arena. In their last eight contests against ranked teams at the Miami Arena the Hurricanes have posted a 5-3 record.

MIAMI DOMINATES IN THE ARENA:

In 11 seasons at the Miami Arena the 'Canes have compiled an 105-58 (.644) overall record. UM has posted a 57-16 (.781) home record over the last four seasons including a 46-12 (.793) record in its last 58 home games since 1995-96. UM is 33-12 (.733) in its last 45 BIG EAST home games dating back to the 1994-95 season.

Top 5 BIG EAST Home Winning Percentages (1994-Pres.)

Overall:

1. Connecticut . . . 71-10 (.877)
2. Villanova 59-13 (.819)
3. Georgetown . . . 59-15 (.797)
4. MIAMI 57-16 (.781)
5. Syracuse 59-22 (.728)

WINNING WAYS:

Miami's 23-7 record last season marked its fifth consecutive winning season. The last time Miami recorded at least five straight winning seasons was the 1968-69 campaign when the 'Canes registered their 10th straight winning season.

JENNINGS WINS BIG EAST ASSIST TITLE:

Miami point guard Vernon Jennings won the 1998-99 BIG EAST assist title with an average of 6.06 per game in league play. Jennings handed out 109 assists in 18 games setting a Miami BIG EAST single season record. Jennings is the second Hurricane in as many seasons to lead the league in a statistical category. Mario Bland led the league in field goal percentage last season.

JENNINGS SETS ASSIST RECORD:

Vernon Jennings recorded a team-high eight assists against St. John's (3-5-99) and in doing so set a Miami single season assist record. Jennings ended the season with 167 assists surpassing the old mark of 154 set by Michael Gardner in 1992-93.

EASY AS 1, 2, 3:

The Hurricanes enter the 1999-2000 season having hit at least one three-point field goal in each of the past 221 games, extending the school record. Overall, the 'Canes have hit at least one trey in 375 of its 376 games since the NCAA adopted the three-point shot in 1986.

JOINING THE ELITE:

Since the start of the 1994-95 season UM has compiled a 52-38 (.578) record in BIG EAST regular season games. Only Connecticut, Villanova, and Syracuse have more conference wins over that period.

POSTING GREAT NUMBERS:

Of the 30 games the Hurricanes played last season only five opponent centers managed to score in double figures while only one grabbed 10 or more rebounds. Miami limited opponent's centers to an average of 6.4 points and 5.1 rebounds per game.

SELECT COMPANY:

Entering the 1999-2000 season the Hurricanes are one of just three BIG EAST schools to post a winning overall record each of the past five seasons. Joining the Hurricanes are Syracuse and Connecticut.

MIAMI RANKS FOR THIRD STRAIGHT SEASON:

Last season the Hurricanes ranked nationally in field goal percentage defense for the third consecutive season. The University of Miami ended the season ranked 13th in the nation in field goal percentage defense (.384). In 1997-98 the University of Miami led the nation holding teams to 37.9 percent shooting

from the floor. In 1996-97 Miami held opponents to 38 percent shooting from the field to rank sixth nationally.

MAKING SOMEONE ELSE BEAT YOU:

Last season the Hurricanes made it very difficult for opponents leading scorers. In 20 of 30 games the Hurricanes held the opponent's leading scorer to under his season average. Miami held opponent's leading scorers to 144-396 (.364) shooting from the floor.

JAMES AND HEMSLEY ON FIRST TEAM:

Last season Tim James and Johnny Hemsley were both named to the BIG EAST All-Conference first-team. Miami became the first team since Syracuse in 1994-95 (John Wallace and Laurence Moten) and joins Syracuse (seven times), Georgetown (twice), Pittsburgh, St. John's and Villanova as the only teams to place two players on the All-BIG EAST first-team in the same season.

HURRICANES TAKE HOME HARDWARE:

Last season head coach Leonard Hamilton was named BIG EAST Coach of the Year, senior forward Tim James was named BIG EAST Co-Player of the Year and guard Johnny Hemsley was named the league's Most Improved Player.

SUCCESS IN THE SUNSHINE STATE:

Entering the 1999-2000 season the Hurricanes are the only team in the state of Florida to register a winning record in each of the last five seasons. The Hurricanes' 87-57 (.604) mark since the 1994-95 season is the top winning percentage and most victories among the state's 11 Division I programs.

School	94-95	95-96	96-97	97-98	98-99	Total
MIAMI	15-13	15-13	16-13	18-10	23-7	87-57 (.604)
Florida	17-13	12-16	13-17	14-14	22-9	78-70 (.527)
FSU	12-15	13-14	20-12	17-13	13-17	76-72 (.514)
FIU	11-19	13-15	16-13	21-8	13-16	74-71 (.510)
USF	18-12	12-16	8-19	16-13	14-14	68-74 (.479)
UCF	11-16	11-19	7-19	17-11	19-10	65-75 (.464)
Stetson	15-12	10-17	9-18	11-15	14-13	59-75 (.440)
Jacksonville	18-9	15-13	5-23	8-19	12-15	58-79 (.423)
Beth-Cook	12-16	12-15	12-16	1-24	11-16	48-87 (.355)
FAU	9-18	9-18	16-11	5-22	6-20	45-89 (.336)
FAMU	5-22	8-19	8-19	10-16	12-19	43-95 (.312)

Head Coach Leonard Hamilton

Stepping up to the Challenge

When Leonard Hamilton was appointed the University of Miami's ninth men's basketball coach on April 2, 1990, he knew it was a huge challenge to build a program. But that is exactly what he has done taking a program from relative obscurity into the national spotlight.

Entering his 28th season as a collegiate coach Hamilton understands that there are no shortcuts to success. Hamilton prepares for the 1999-2000 season having turned Miami into one of the nation's up-and-coming programs posting five straight winning seasons while qualifying for post season competition four times including back-to-back NCAA Tournament appearances.

Last season Hamilton, the 1998-99 BIG EAST Coach of the Year, guided Miami to one of the greatest seasons in school history. The Hurricanes finished 23-7, including an 15-3 conference record, and concluded the season ranked 10th in the season ending Associated Press college basketball poll. Miami's 23 wins tied the school record for victories in a season while its 15 conference wins were the most since the Hurricanes joined the conference in 1991.

Under Hamilton's leadership Miami is truly a program on the rise. In the near future Hamilton will reap the rewards of a new on-campus arena and with nine lettermen returning, including four starters from last season's squad, and another strong recruiting class the growth of the program will undoubtedly continue. Just as he did at Oklahoma State, Hamilton has taken a struggling program and brought it to national prominence.

Building a Winner

Entering his 10th season at Miami, Hamilton has turned the Hurricanes into one of the

BIG EAST's most consistent programs. Miami in one of three BIG EAST schools to register winning seasons in each of the last five seasons joining Connecticut and Syracuse. The Hurricanes' 52 conference victories since 1994 ranks fourth in the BIG EAST trailing only Connecticut (71), Villanova (58) and Syracuse (55).

Hamilton has already recorded 14 wins over teams ranked in the nation's Top 25 and has defeated every league team at least once. His 80-69 victory over 10th-ranked Georgetown during the 1992-93 season was Miami's first over a team ranked in the Top 10 since the rebirth of the Hurricanes' basketball program in 1985.

Last season Hamilton's Hurricanes registered a 4-3 record against ranked opponents including a 3-1 record on the road. Miami defeated No. 9 St. John's (73-70), No. 18 Syracuse (76-63) and No. 2

Connecticut (73-71) all on the road and became the only school in BIG EAST history to defeat Georgetown, Syracuse, St. John's and Connecticut on the road in the same season.

Along with the rise of the Hurricanes' pro-

gram Hamilton's players have also continued to develop. Last season forward Tim James and guard Johnny Hemsley were named first-team All-BIG EAST. The Hurricanes became the first team since Syracuse in 1994-95 to place two player on the All-BIG EAST first team and join Syracuse (seven times), Georgetown (twice), Pittsburgh, St. John's and Villanova as the only schools to accomplish the feat. The Hurricanes have now had nine All-Conference selections in the last seven seasons.

Last season the Hurricanes took home even more hardware. Hamilton was named BIG EAST Coach of the Year for the second time joining Jim Calhoun, Lou Carnesecca, Jim Boeheim,

John Thompson and P.J. Carlesimo as the only coaches to win the award more than once. Tim James was named BIG EAST Co-Player of the Year, along with Connecticut's Richard Hamilton, and Johnny Hemsley was selected as the league's Most Improved Player.

National Honors

Miami's rise began five years ago when Hamilton led the Hurricanes to the greatest single season turnaround in BIG EAST history. Picked to finish at the bottom of the extremely grueling BIG EAST Conference, Hamilton guided the 'Canes to a fifth-place finish and a berth in the National Invitational Tournament - UM's first post-season appearance in 31 years

Miami set a BIG EAST record in 1995 for the greatest single-season improvement in league history. The Hurricanes' nine win conference increase tied Louisiana Tech for the best in the nation. UM's eight-win overall improvement tied for the third best single season increase in school history.




At the conclusion of the season, Hamilton was named the United Press International National Coach of the Year. Hamilton was also recognized by his peers as the league coaches tabbed him BIG EAST Conference Coach of the Year for the first time.

A Player's Coach

Despite being the head coach in one of the nation's top conferences, Hamilton has not lost sight of his number one priority: Miami's student athletes. His number one goal is to help prepare his players for the challenges that they will encounter in society.

"Coach Hamilton is a real player's coach," stated former Hurricane guard and 1992 graduate Trevor Burton. "He's concerned about you both as a player and human being. He will push to get the best out of you both on and off the court. I've never seen anyone as dedicated as Coach Hamilton. I was really impressed with his commitment."

Hamilton displays that commitment to his program both on and off the court. In Hamilton's nine years at



Leonard Hamilton, the 1998-99 BIG EAST Coach of the Year, is one of only six coaches in BIG EAST history to earn BIG EAST Coach of the Year honors more than once.



Head Coach Leonard Hamilton

three seasons. Last season the Hurricanes ranked 13th in the nation in field goal percentage defense holding teams to 38.4 percent shooting. The 1997-98 Hurricanes ranked No. 1 in the nation in field goal percentage defense holding opponents to 37.9 percent shooting from the floor. The 1996-97 Hurricanes ranked No. 6 in the nation in field goal percentage defense holding opponents to just 38.0 percent shooting.

Home Sweet Home

Competing in one of the nation's most competitive conferences, Hamilton knew that building a strong home court advantage would be a key to success. Over the last several seasons opponents have discovered that traveling to Miami to take on the Hurricanes is no day at the beach.

Over the last five seasons Miami has the fourth best home winning percentage (.781) in the BIG EAST trailing only Connecticut (.875), Villanova (.830) and Georgetown (.794). Last sea-

son the Hurricanes went 11-2 at home which included wins over 10th-ranked St. John's and eventual Final Four participant Ohio State.

Bringing in the Best

When he arrived at Miami, Hamilton knew that in order to compete with the best, you must play the best. No one could have predicted how swiftly and emphatically the best competition would appear on the Miami schedule. After just six months at Miami, Hamilton was presented with one of the most difficult challenges a collegiate has ever faced - to compete in the BIG EAST Conference.

Challenges are nothing new to Hamilton though, after spending time at both Kentucky and Oklahoma State facing some of the top teams in the nation. He has spent most of his career competing and succeeding against that nation's elite.

Despite competing in the BIG EAST, which boasts eight teams ranked among the nation's top 40 winningest programs, Hamilton has continued to schedule some of the nation's top teams.

In Hamilton's nine seasons at Miami the Hurricanes non-conference schedule has included such nationally renowned programs as Arizona State, Clemson, DePaul, George Washington, Georgia, Georgia Tech, Kansas, Kentucky, Memphis, Mississippi State, North Carolina Charlotte, Ohio State, Southern California, Tennessee, UNLV, Virginia Commonwealth, and Wake Forest.

This season the Hurricanes non-conference schedule will include games against Kentucky and North

Carolina, the two winningest basketball programs in NCAA history, as well as Memphis, North Carolina Charlotte and a trip to the San Juan Shootout.

Breaking Records at Oklahoma State

Hamilton arrived at UM from Oklahoma State where he rebuilt the Cowboys and led them to consecutive appearances in the National Invitational Tournament. The back-to-back post-season appearances were the first for OSU since 1953-54.

The 1989-90 OSU squad earned a No. 49 national ranking by USA Today, finished the year with a 17-14 record and advanced to the second round of the NIT before dropping a decision to tournament semifinalist New Mexico. Offensive firepower and the transition game were the signature of Hamilton's program which averaged more than 80 points for the second consecutive season and just the third in team history. The Cowboys also established school records for most points and most three-point field goals.

Hamilton's last two Oklahoma State teams both won 17 games, marking only the fourth and fifth OSU squads to reach the 17-win plateau in the last 32 years. And of the 14 losses suffered during the 1989-90 campaign, seven came against teams ranked in the nation's Top 10 at the time of the game (UNLV, Oklahoma, Missouri and Kansas). The overall schedule was rated one of the toughest in the nation and included a total of 17 games against teams that went on to post-season play. The season was highlighted with wins over post-season participants Ohio State, Memphis State, New

Orleans and a 2-1 record versus Kansas State (with one win coming in the Big 8 Tournament).

A Rising Star

Prior to his stint at OSU, Hamilton served at the University of Kentucky where he spent 12 seasons with one of the top programs in the country. From 1974-80, he served as an assistant coach, and in 1980 he was honored by being named the first associate head coach in Kentucky basketball history, a post he held until moving to OSU. While at Kentucky, Hamilton developed the reputation as one of the brightest young coaches in the nation and helped guide the Wildcats to the 1978 NCAA championship. In his 12-year tenure at Kentucky, seven recruiting classes were ranked among the nation's elite and 23 former Wildcat players were drafted by the NBA. Additionally, 83% of the seniors (30 of 36) earned their degrees.


His proficiency in the recruiting game carried over to Oklahoma State where his first two classes were rated 12th in the country by different services. He signed four of five Oklahoma High School Players of the Year and was involved with the recruitment of 30 high school All-Americans.

Building a Legacy

Hamilton's legacy extends across the nation as four of his former assistant coaches have moved on to become head coaches at Division I institutions.

The most recent Hamilton disciple to move on was Mike Jaskulski who departed in 1995, after four seasons at

Head Coach Leonard Hamilton



HAMILTON HIGHLIGHTS

- Led Miami to back-to-back NCAA Tournament appearances for the first time in school history.
- In 1998 led Miami to its first NCAA Tournament appearance since 1960.
- Guided Miami to its first 20-win season since 1964-65.
- Led Hurricanes to a school-record 23 overall wins and 15 conference wins in 1998-99.
- Ended the 1998-99 season ranked 10th by the Associated Press - the Hurricanes first AP ranking since 1960.
- Hurricanes have ranked nationally in field goal percentage defense for three straight seasons including a No. 1 national ranking in 1997-98.
- Two-time BIG EAST Coach of the Year (1994-95 & 1998-99)
- Joins Jim Calhoun, Lou Carnesecca, Jim Boeheim, John Thompson and P.J. Carlesimo as the only coaches to win the BIG EAST Coach of the Year award more than once.
- 1998-99 Eastern Basketball Coach of the Year.
- Four Top 20 recruiting classes.
- Nine win jump in conference wins from 1994 to 1995 - the largest increase in victories in BIG EAST history.
- 1994-95 United Press International National Coach of the Year.
- Led Oklahoma State to back-to-back National Invitational Tournament appearances (1989, 1990) - the first consecutive post season appearances for OSU since 1954.
- Charter member of the University of Tennessee-Martin Hall of Fame.
- First Associate Head Basketball Coach in Kentucky history.
- Was an assistant coach on Kentucky's 1978 NCAA Championship team.
- 24 of 26 seniors (92 percent) at Miami under Hamilton have received their degrees and the other two are currently playing basketball professionally.

AS A COACH

- 1990-..... Head Coach, University of Miami
- 1986-90..... Head Coach, Oklahoma State University
- 1980-86..... Associate Head Coach, University of Kentucky
- 1974-80..... Assistant Coach, University of Kentucky
- 1972-74..... Assistant Coach, Austin Peay State
- 1971-72..... Graduate Assistant Coach, Austin Peay State

AS A PLAYER

- 1969-71..... Two-year letterman, University of Tennessee-Martin
- 1966-68..... Two-year letterman, Gaston Community College

EDUCATION

- 1973..... M.A. Physical and Health Education, Austin Peay State University
- 1971..... B.S. Physical Education, University of Tennessee-Martin

PERSONAL

- Full Name: J. Leonard Hamilton
- Age: 51
- Born: August 4, 1948 in Gastonia, N.C.
- Wife: The former Claudette Hale
- Children: Son-Lenny, 29; Daughter-Allison, 15

Miami, to take over the head coaching duties at Towson University. Other Hamilton assistants now heading Division I programs include Tim Carter (Texas San Antonio), Dickey Nutt (Arkansas State) and Bill Self (Tulsa).

A Decorated College Player

Hamilton played basketball at Gaston (N.C.) Community College, where he set a school record by scoring

54 points in a game, and at the University of Tennessee-Martin where he is a charter member of the school's Hall of Fame. At each school he served as a team captain. Additionally, while at Tennessee-Martin, Hamilton received both the team Most Valuable Player Award and the Best Defensive Player Award.

His coaching career began as a graduate assistant (1971-72) and a full-time assistant (1972-74) at Austin Peay State University. He received his

Master's degree from Austin Peay in 1973.


Hamilton, who is married to the former Claudette Hale, has a 29-year old son, Lenny, and a 15-year old daughter, Allison.



The Hamilton Family: Claudette, Chopper, Allison and Leonard. Not pictured: Lenny.

HAMILTON'S RECORD

Year	School	W	L	Pct.	Post-Season
1986-87	Oklahoma State	8	20	.286	
1987-88	Oklahoma State	14	16	.467	
1988-89	Oklahoma State	17	13	.567	NIT (2nd Round)
1989-90	Oklahoma State	17	14	.548	NIT (2nd Round)
1990-91	Miami	9	19	.321	
1991-92	Miami	8	24	.250	
1992-93	Miami	10	17	.370	
1993-94	Miami	7	20	.259	
1994-95	Miami	15	13	.536	NIT (1st Round)
1995-96	Miami	15	13	.536	
1996-97	Miami	16	13	.552	NIT (1st Round)
1997-98	Miami	18	10	.643	NCAA (1st Round)
1998-99	Miami	23	7	.767	NCAA (2nd Round)
At Miami		9 years	121	136	.471
Overall		13 years	177	199	.471





Assistant Coach Dwight Freeman

West Virginia. Two years later he guided the Thundering Herd to a 16-11 record, the school's best finish in five years.

Climbing The Ladder


Freeman began his coaching career as an assistant coach at Moberly Junior College in Missouri during the 1983-84 season. He followed that with stints at Hutchinson Junior College in Kansas (1984-85), Delaware State

University (1985-88), Colgate University (1988-89) and one year as an assistant to Dana Altman at Marshall (1989-90) before replacing him as head coach when Altman left to take the head coaching job at Kansas State.

As a student-athlete, Freeman played one season at Southeast Community College in Nebraska, two seasons at Southern Methodist University in Dallas and concluded his career with one season at Western State College in

Colorado. Prior to college, Freeman was a three-year letterwinner in basketball and played baseball at Anacostia High School in Washington, D.C.

He received his bachelor's degree in marketing and management from Western State College in 1982. Freeman and his wife, Angela, have a 10-year old son, Darrian, and an eight-year old daughter, Morgan.



The Freeman Family: Dwight, Angela, Morgan and Darrian.

Making A Difference

Dwight Freeman, who joined the UM staff in November of 1995, is entering his fifth season as a member of the Hurricane coaching staff. Freeman arrived at UM after serving one season as an assistant to Lefty Driesell at James Madison University. He is responsible for recruiting, scouting and providing on-court instruction.

In his first four years at Miami, Freeman helped lead the Hurricanes to four straight winning seasons and three post-season appearances. In 1998 the Hurricanes made their first trip to the NCAA Tournament since 1960 while last season's team finished the season with a 23-7 record, tying the school record for victories in a season, and ended the year ranked 10th by the Associated Press. Miami set a school record for conference victories, ending the season 15-3 in the BIG EAST, and went on to receive its second consecutive NCAA Tournament bid.

Known as a strong

recruiter Freeman's 1996 recruiting class was ranked as high as seventh nationally. Last season's class is rated as high as 26th nationally.

A Proven Veteran

Freeman brings a wealth of experience with him to Coral Gables. The 40-year old native from Washington, D.C. is beginning his 16th season in the collegiate coaching ranks. In addition to 11 seasons as an assistant, Freeman served as the head coach at Marshall University from 1990-94 where his teams recorded a 46-65 overall record. Freeman was Marshall's youngest head coach and the youngest head coach in the Southern Conference when he was appointed to the position at the age of 31.

He posted one winning season (16-11 in 1992-93) and one .500 season (14-14 in 1990-91) while guiding the Thundering Herd. In his first season at the helm, he led the Thundering Herd to an upset victory over 13th-ranked East Tennessee State and an emotional triumph over state rival

AS A COACH

1995-..... Assistant Coach, University of Miami
1994-95..... Assistant Coach, James Madison University
1990-94..... Head Coach, Marshall University
1989-90..... Assistant Coach, Marshall University
1988-89..... Assistant Coach, Colgate University
1985-88..... Assistant Coach, Delaware State University
1984-85..... Assistant Coach, Hutchinson Junior College
1983-84..... Assistant Coach, Moberly Junior College

AS A PLAYER


1977-78..... one-year letterman, Southeast Community College (NE)
1979-81..... two-year letterman, Southern Methodist University
1981-82..... one-year letterman, Western State University

EDUCATION

1982..... B.S. Marketing and Management, Western State University

PERSONAL

Name:..... Dwight David Freeman
Age:..... 40
Born:..... June 29, 1959 in Washington, D.C.
Wife:..... The former Angela Cox
Children:..... Son-Darrian, 10; Daughter-Morgan, 8



Assistant Coach Stan Jones

A GREAT REPUTATION

Beginning his fifth season as a member of the Hurricane coaching staff, Stan Jones has earned the reputation as one of the outstanding up and coming coaches in the country. Jones, a great teacher with an excellent feel for the game, is responsible for on-court instruction, scouting and recruiting.

In his first four seasons at Miami, Jones has been an integral part in helping the Hurricanes to four consecutive winning seasons and three straight post-season appearances. In 1998 Miami made its first NCAA Tournament appearance since 1960. Last season the Hurricanes posted a 23-7 record, tying the school record for wins, and ended the season ranked No. 10 by the Associated Press. Miami went on to record its second consecutive NCAA Tournament appearance advancing to the second round.

Jones, who served as director of the UM Summer Basketball Camp in 1996 and 1997, was given the responsibility of off campus recruiting in 1998. His efforts resulted in a recruiting class ranked 26th nationally by Prep Stars Magazine.

Jones also serves as the Hurricanes' shooting coach and has made a significant impact. In 1995-96, his first season with Miami, Jones helped UM to its largest single-season improvement in field goal percentage (+.022) since 1987-88. Last season

Miami recorded its highest field goal percentage (.473) since the 1988-89 season.

The Hurricanes free throw percentage has also made great improvements. Under Jones' guidance, Miami has improved its free throw percentage every season. Last season Miami recorded its highest free throw percentage (.699) since 1990-91. Jones worked with All-America and BIG EAST Co-Player of the Year Tim James who improved his free throw percentage from 54.1 percent as a freshman to 67.4 percent as a senior.

In addition to his coaching duties at Miami, Jones will also serve this season as a District II representative on the National Association of Basketball Coaches Assistant Coaches Committee.

A PROVEN WINNER

Jones, arrived at UM after a 14-year coaching career on the high school level where he compiled an overall record of 353-91 (.795) and captured four state championships. Additionally, Jones was a five-time coach of the year recipient and had 16 former players go on to play at the collegiate level.

Jones, who averaged more than 25 wins per season, began his coaching career at First Christian Academy in Memphis, Tennessee in July of 1981. In nine seasons he amassed a 212-63 (.771) record and led his squad to a pair of state and district championships and five conference crowns. Jones was tabbed the Mississippi Private Schools District Coach of the Year by the coaches association three consecutive seasons from (1986-87 to 1988-89). The Commercial Appeal Best of the Preps Class A Coach of the Year in 1990 and served as the state All-Star team coach for the 1986-87 and 1988-89 campaigns. In 1989 he was listed in the Who's Who of American High School Basketball Coaches.

After his successful tenure at First Christian Academy, Jones accepted the head coaching position at Jackson Academy in Jackson, Mississippi in June of 1990. At Jackson Academy he

recorded a 141-28 record in his five seasons. His teams won three South State AAA championships and two state championships. Jones was named the Mississippi Coach of the Year each of the past two years and coached the state's all-star team during the 1993-94 season.

Jones worked at the renowned Five-Star Camp nine of the past 11 years prior to joining the UM staff and has coached numerous AAU squads. He led his under-17 AAU squad to a state championship in 1995 and a trip to the AAU National Tournament in Winston-Salem, North Carolina. In 1994 he guided his under 16-AAU team to a state championship.

A PUBLISHED AUTHOR

A true student of the game, Jones has had six published writings in various coaching books and magazines dealing with the principles of the 1-4 zone offense, man-to-man offense and improving team free throw percentage.

Jones earned a bachelor of science degree in physical education from Memphis State

University in 1984. He received his master's of education degree in physical education with an emphasis in athletic administration in August of 1990. As a student he was a member of the Memphis State junior varsity basketball team for two seasons.

Jones and his wife, Olga, have a 17-year old daughter, Shannon, and a 14-year old son, Adam.



The Jones family Adam, Olga, Shannon and Stan.

AS A COACH

1995-..... Assistant Coach, University of Miami
1990-1995..... Head Coach, Jackson Academy
1981-1990..... Head Coach, First Christian Academy

AS A PLAYER

1977-79..... Two-year letterman, Junior Varsity, Memphis State University

EDUCATION

1990..... M.E. Physical Education, Memphis State University
1984..... B.S. Physical Education, Memphis State University

PERSONAL

Full Name:..... E. Stanley Jones
Age:..... 39
Born:..... December 30, 1959 in San Jose, CA
Wife:..... The former Olga Campos
Children:..... Daughter-Shannon, 17; Son-Adam, 15





Assistant Coach Scott Howard

Returning to Miami

Scott Howard returns for his seventh season as a member of the Hurricanes' coaching staff and 12th season overall as a full-time assistant. Howard, an assistant at Miami from 1990-95, is in his second season back with Miami after spending three seasons at the University of Nebraska. Howard is responsible for on court instruction, film breakdown, on campus recruiting and will serve as director of the UM Summer Basketball camp.

A Successful Coach

While at Nebraska Howard's primary responsibilities included coaching guards and recruiting nationally. During his three seasons at Nebraska, Howard helped lead the Cornhuskers to three consecutive post-season appearances including a National

Invitational Tournament Championship in 1996 and an NCAA Tournament appearance in 1998. Howard also played a role in the development of Nebraska guards Erick Strickland, a member of the NBA's Dallas Mavericks, and Tyrone Lue, a 1998 first round selection by the Denver Nuggets.

Overall Howard has recruited and coached 13 student-athletes that went on to play in the NBA including Kevin Gamble, Brad Lohaus, B.J. Armstrong, Harold Minor and Robert Pack.

A Wealth of Experience

The Iowa Falls, Iowa native began his college coaching career as a volunteer assistant and graduate assistant coach at Iowa under George Raveling and Dr. Tom Davis from 1983-87. At Iowa Howard helped guide the Hawkeyes to three NCAA Tournament appearances

(1985, 1986 and 1987) and his efforts as underclassman recruiting coordinator resulted in four top 20 recruiting classes.

Following one year stints at Southern Illinois (1987-88), Drake (1988-89) and Southern California (1989-90) Howard joined the University of Miami staff in 1990 where he coached post players and served as recruiting coordinator. During his five seasons at Miami Howard put together three top 20 (1991, 1992 and 1993) recruiting classes.

As a Player

A two-year letterwinner in basketball at Iowa State, Howard was a walk-on guard for head coach Johnny Orr from 1981-83. Howard graduated from Iowa State in 1983 with a bachelor's degree in Physical Education and later received his master's degree in Educational Administration from Iowa in 1985.

AS A COACH

1998..... Assistant Coach, University of Miami
1995-98..... Assistant Coach, University of Nebraska
1990-95..... Assistant Coach, University of Miami
1989-90..... Assistant Coach, University of Southern California
1988-89..... Assistant Coach, Drake University
1987-88..... Assistant Coach, Southern Illinois University
1985-87..... Volunteer Assistant, University of Iowa
1983-85..... Graduate Assistant, University of Iowa
1982..... Assistant, South Hamilton High School (Jewell, Iowa)

As a Player

1981-83..... Two-year letterwinner, Iowa State

Education

1985..... M.A. Educational Administration, University of Iowa
1983..... B.S. Physical Education, Iowa State University

Personal

Name:..... Scott Allen Howard
Age:..... 39
Born:..... September 21, 1960 in Creston, Iowa

Support Staff



Karen Fuller
Staff Associate

Currently in her seventh season as a member of the Miami basketball family, Fuller handles many assignments including the role of office manager.



Andrew Helton
Administrative Assistant

Helton is entering his first season with the Miami Basketball program. Helton handles many aspects of basketball operations including team travel, scheduling and film exchange.



Jesus Labrada
Graduate Assistant

Labrada is in his second season with the Hurricanes. He is pursuing a Master's Degree in Sports Administration.



David Andel
Manager

Andel is in his first season at Miami. He is a freshman majoring in Business.



Ryan Erickson
Manager

Erickson is in his first season at Miami. He is a freshman majoring in Sports Management.



Ryan Fisher
Manager

Fisher is in his first season with Miami. He is a freshman majoring in Business.



Ryan Platt
Manager

Platt is in his second season with Miami. He is a sophomore majoring in marketing.



Pat Quinn
Manager

Quinn is in his fourth season with Miami. He is a senior majoring in computer information systems.

Not Pictured:

Chad Fisher
Manager

Anissa Makki
Manager

Craig Thompson
Manager

Success in the Classroom

Since Leonard Hamilton accepted the Miami head coaching position beginning with the 1990-91 season, 25 of his 27 seniors have gone on to receive their degrees and the other two are currently playing basketball professionally. All three seniors on this year's roster are on scheduled to earn their degrees in May. Below is a list of the 25 who have graduated and their majors.

1991
Joe Ross..... Business
Joe Wylie..... Broadcast Communications

1992
Brandon Adams..... Business
Jimmy Kieserman..... Business Management
Joseph Randon..... Business
Jerome Scott..... Business

1993
Trevor Burton..... Business
Adam Clark..... Business
Anthony Lawrence..... Speech Communication
Jake Morton..... Business
Hammie Ward..... Business

1994
Adam Dusewicz..... Finance
Chris Parker..... Business Management

1995
Constantin Popa..... Business Management

1996
Steven Edwards..... Business
Anthony Rosa..... Psychology
Brad Timpf..... Microbiology

1997
Clifton Clark..... Psychology
Will Davis..... Sociology
Alex Fraser..... Business
Steve Frazier..... Business
Torey McCormick..... Business

1998
Kevin Norris..... Business Management
Jaime Waggoner..... International Finance and Marketing

1999
Tim James..... Sociology

Success – Academic and Athletic

Brandon Adams – (1992)
Is an entrepreneur in
Washington D.C.

Kendall Allen – (1963) Is a
Real Estate Developer/
Broker in Altamonte
Springs, FL.

Bruce Applegate – (1961)
Is currently a teacher in
Palm Beach Gardens, FL.

Wayne Beckner – (1965)
President of Wayne C.
Beckner and Associates,
Inc. in Miami.

Dennis Burns – (1989) Is a
teacher at Miami Killian
High School.

Trevor Burton – (1993) Is a
teacher in the Miami Dade
public school system.

Dan Cantrell – (1970) Is
President of Athletic
Ministries International,
Inc. in Memphis, TN.

Ed Contreras – (1959)
President of Worldwide
Technology, Inc. in Tampa.

Jerry Davis – (1959) Real
Estate broker in Miami.

Tim Dawson – (1988)
Principal at Miami Killian
High School.

Adam Dusewicz – (1994)
Is currently a lawyer in
Miami.

Steven Edwards – (1996)
Playing professionally in
Argentina.

Steve Frazier – (1997) Is a
teacher and basketball
coach at Miami Killian
High School.

Robert D. Green, DBA –
(1967) Is President of R.D.
Services, Inc. (business
consulting) as well a pro-
fessor in the School of
Business at Indiana State
University.

Thomas Green – (1969) Is
currently self employed in
Owensboro, KY.

Charles Grob – (1966)
Retired businessman, cur-
rently pursuing an acting
career in film and com-
mercials.

Thomas Hilbish – (1941) Is
a Professor of Music at
the University of Michigan
in Ann Arbor, MI.

Tim James – (1999) Drafted
in the first round of the
NBA by the Miami Heat.

Jim Kieserman – (1992) Is
a teacher and basketball
coach at Penns Valley
High School in Spring
Mills, PA.

Dr. Edward Klima – (1956)
Retired fishery scientist in
Skamania, WA.

Rick Law – (1971) General
Manager of AC Collins
Ford in Pasadena, TX.

Stewart Marcus – (1966)
Real Estate Broker in
coconut Grove, FL.

Torey McCormick – (1997)
Is currently working in
Lebanon, OH at the
national headquarters of
Athletes in Action.

Edwin Morris – (1958) Is
the owner of Morris &
Associates, Inc. An engi-
neering and architectural
firm in Noblesville, IN.

Jake Morton – (1993)
Played professionally in
Israel for several seasons.
Is currently coaching bas-
ketball at Bowie State
University in Maryland

Bob Mylin – (1970) Is cur-
rently a principal at Logan
county High School in
Russellville, KY.

Kevin O'Riordan – (1971)
Is President of I.T.I.
Consultants in Coral
Springs, FL.

John Osbourne – (1970) Is
a pilot for American
Airlines.

Constantin Popa – (1995)
Playing professionally in
Israel.

Kevin Presto – (1989)
Broker for Enron Capital
and Trade Corporation in
Houston, TX.

Steve Rich – (1996) Playing
professionally in
Argentina.

Anthony Rosa – (1996)
President and CEO of
Global Sports Inc. in
Woodbridge, NJ.

Kenneth Ryskamp –
(1955) Is a United States
District Court Judge
(Southern District of
Florida) in West Palm
Beach, FL.

Phil Sistlik – (1946) Is a
retired Fire Chief in Coral
Gables, FL.

Bill Soens – (1968) Drafted
in the 11th round of the
NBA by the Philadelphia
76ers and the 10th round
of the ABA by the New
York Nets. Is currently a
realtor in Avalon, NJ.

Jamie Waggoner – (1997)
Is currently working as a
model in Miami.


Mike Wittman – (1967)
Drafted in the 5th round of
the NBA by the St. Louis
Hawks and the 12th round
of the ABA by the
Anaheim Amigos. Is cur-
rently working for
Goodyear Tires in Akron,
OH.

Bob Schneckenberg –
(1987) An architect at
Robert M. Swedroe –
Architects and Planners in
Miami.


Dr. Robert B. Steiner –
(1958) Is an orthopedic
surgeon in Pleasanton,
CA.

Brad Timpf – (1996)
Currently studying to be a
chiropractor.


Joe Wylie – (1991) Drafted
in the second round by the
Los Angeles Clippers.
Currently playing profes-
sionally in Europe.




Tim Dawson is currently the Principal and basketball coach at Miami Killian High School.



Kenneth Ryskamp is now a United States District Court Judge.





#51 Mario Bland

6-6, 265
Senior
Forward
Jackson, MS

Career Highs:

Points	21 vs. Connecticut (1-20-99)
FGM	8 vs. four opponents (last vs. Georgetown, 3-4-99)
FGA	14 vs. Georgetown (3-4-99)
3-PT FGM	1 vs. six opponents (last vs. Purdue, 3-14-99)
3-PT FGA	1 vs. 12 opponents (last vs. Purdue, 3-14-99)
FTM	9 vs. Eastern Kentucky (11-24-97)
FTA	12 vs. Connecticut (1-20-99)
Rebounds	14 vs. Connecticut (2-20-99)
Assists	4 vs. Lehigh (12-30-96) and Jacksonville (11-29-97)
Blocked Shots	3 vs. Eastern Kentucky (11-24-97)
Steals	5 vs. Southern Illinois (11-14-97)
Minutes	36 vs. a UCLA (3-13-98) and Georgia Tech (12-27-97)

AT MIAMI

Senior center who is Miami's top offensive threat in the post...two-year starter who will contend for All-Conference honors this season...gives Miami size and versatility on the front line...has soft hands and a nice shooting touch out on the perimeter...uses 265-pound frame and quick feet to out maneuver taller opponents...is a solid defender who provides the Hurricanes with muscle and toughness under the boards...anchors a Miami interior defense which allowed just five centers to score in double figures and only one to record double figure rebound totals all of last season...has very good ball handling skills and is often used to bring the ball up the court against full court pressure...has played an integral part of the Hurricanes' accent into the national spotlight...during his first three seasons the Hurricanes have posted a 57-30 (.655) record, three consecutive winning seasons, and three straight postseason appearances including NCAA Tournament bids in 1998 and 1999...Miami's 57 wins are the most in a three year period since UM won 57 games from 1963-66 while its .655 winning percentage is the highest since Miami posted a 52-26 (.667) record from 1964-67...with a postseason bid this season he would join fellow seniors Johnny Hemsley and Vernon Jennings as the only Hurricanes to reach post season play in four consecutive seasons...is one of two players on the Hurricanes' roster from the state of Mississippi.

AS A JUNIOR (1998-99)

Played in all 30 games making 28 starts...averaged 11.2 points and 6.0 rebounds in 26.8 minutes per contest...led the team in field goal percentage (.590) for the second consecutive season...ranked third on the team in scoring

and second in rebounding...hit 6-11 (.545) from three-point range...ranked second on the team with five double-doubles. **In the Regular Season:** Scored 18 points and pulled down 10 rebounds in the Hurricanes' season opener against Florida Atlantic (11-13-98)...was 7-of-9 from the floor and 4-of-5 from the line in 28 minutes...recorded second double-double of the season with 16 points and 10 rebounds in 29 minutes against Northern Iowa (11-27-98)...shot 8-of-9 from the floor and registered two assists and one steal...started and played 32 minutes at No. 8 Kentucky (12-5-98)...recorded 14 points, on 6-of-9 shooting, and eight rebounds...connected on 7-of-8 from the field on his way to 20 points against Rutgers (1-13-99)...scored a career-high 21 points in 25 minutes against No. 1 ranked Connecticut (1-20-99)...was 6-7 from the floor and 9-12 from the line...played 32 minutes against No. 18 Syracuse (2-8-99) and recorded 12 points and five rebounds...was 4-7

from the field and 4-4 from the line...recorded his third double-double of the season with 11 points and 10 rebounds against Villanova (2-16-99)...recorded his second consecutive double-double with 16 points and a career-high 14 rebounds against No. 2 ranked Connecticut (2-20-99)...was 6-8 from the field including 1-1 from three-point range...recorded fifth double-double of the season with 10 points and 12 rebounds in 28 minutes against Rutgers (2-27-99). **In the BIG EAST Tournament:** Averaged 13.5 points and 8.5 rebounds in the Hurricanes' two games...recorded a team-high 19 points and nine rebounds in Miami's win over Georgetown (3-4-99)...recorded eight points and eight rebounds in the semifinal against St. John's (3-5-99). **In the NCAA Tournament:** Averaged 9.5 points and 8.0 rebounds in two games...had five points and five rebounds in 19 minutes of action in the Hurricanes opening round win over Lafayette (3-12-


99)...recorded his sixth double-double of the season with 14 points and 11 rebounds against second round opponent Purdue (3-14-99).

1998 SOUTH AMERICA TOUR

Played and started in three of four games at center...averaged 8.3 points and 3.3 rebounds per game...shot 61.5 percent from the field connecting on 8-of-13 from the floor...recorded 12 points and four rebounds in the tour opener against Boca Juniors...scored 11 points and pulled down three rebounds in the Hurricanes second game versus Andino Sports Club...had two points and three rebounds against the Argentine National Team...did not play in the final game of the tour as a precautionary measure after suffering a sprained right knee against the Argentine National Team.

AS A SOPHOMORE (1997-98)

Started all 27 contests in which he played averaging 11.6 points and 6.4 rebounds



#51 Mario Bland

in 26.9 minutes per game...missed Miami's game with Georgia State (12-12-97) after suffering a subluxation of the left shoulder...ranked third on the team in scoring and second in rebounding...shattered the Miami record for single season field goal percentage connecting on 122-of-200 (.610) field goal attempts...led conference in field goal percentage hitting 62.1 percent (90-of-145) from the floor in league games...his 62.1 percent field goal percentage was the highest in league play since Patrick Ewing connected on 107-of-165 (.648) field goal attempts in 1983-84...scored in double figures on 19 occasions...recorded two double-doubles. **In the Regular Season:** Recorded second double-double of the season with 19 points and a career-high 11 rebounds against Syracuse (1-10-98)...hit 8-of-12 from the field and 3-of-5 from the line...tied for the team lead with 14 points, on 6-of-10 shooting, while recording eight rebounds, three assists, one steal and one block in 23 minutes against 8th-ranked Connecticut (1-6-

98)...recorded first career double-double with 12 points and 10 rebounds vs. Seton Hall (12-31-97)...recorded 14 points, 12 in the second half, and seven rebounds in a career-high 36 minutes against Georgia Tech (12-27-97)...returned from subluxation injury against Memphis (12-22-97) and recorded 13 points, hitting 6-of-7 from the field and 1-of-1 from the line, and six rebounds...scored 15 points and set career-bests in free throws (9), free throws attempted (11) and blocks (3) against Eastern Kentucky (11-24-97). **In the BIG EAST Tournament:** Played only 21 minutes in Miami's loss to Georgetown (3-4-98)...was knocked unconscious late in the first-half after being hit in the head with an inadvertent elbow while chasing a loose ball...did not score and recorded two rebounds. **In the NCAA Tournament:** Poured in a team-high 18 points and grabbed eight rebounds in Miami's NCAA Tournament game against UCLA (3-13-98)...went 6-of-8 from the floor and 6-of-10 from the line.

AS A FRESHMAN (1996-97)

Appeared in all 29 games making seven starts...averaged 4.1 points and 3.1 rebounds per game...his 3.1 rebound average ranked fourth on team...grabbed 89 rebounds in 391 minutes of action...his average of 9.1 rebounds per 40 minutes was tops on the team...led the team in rebounds on five occasions...scored in double figures twice...averaged 6.4 points, 4.1 rebounds, 18.4 minutes and shot 29-55 (.527) from the floor in UM's final 11 games. **In the Regular Season:** Started and had eight points and seven rebounds (including a team-high 6 offensive) in UM's win at Seton Hall (2-10-97)...made his first career start, playing 22 minutes, in UM's upset win at Georgetown (1-4-97)...made his collegiate debut against Buffalo (11-22-96) and had two points and four rebounds in nine minutes. **In the BIG EAST Tournament:** Had 10 points in 21 minutes off the bench in UM's quarterfinal round BIG EAST Tournament game

against Georgetown (3-6-97). **In the National Invitational Tournament:** Totaled four points, a team-high five rebounds and one blocked shot in 24 minutes off the bench in UM's NIT game at Michigan (3-13-97).

HIGH SCHOOL


Callaway High School in Jackson, MS...was a two-time All-State selection and the all-time leading scorer at Callaway High (2,363 points)...earned four varsity letters and garnered first-team All-District honors in each of his four seasons...was named *The Clarion-Ledger* Boys Player of the Year his senior season after averaging 26.2 points, 15 rebounds, four assists and three blocks...was a Dandy Dozen pick and received the team's MVP award in both his junior and senior seasons...participated in the Mississippi vs. Alabama High School All-Star Game in 1996...received All-City honors his final three seasons...selected first-team All-Metro as a junior and senior and third-team as a sophomore...led the Chargers to the Class 5A Boys State Tournament as a sophomore and junior...coached by Leonard Braddy.

PERSONAL

Business Management major...full name is Mario Christopher Bland...nickname is "Big Bland"...born May 25, 1978 in Jackson, MS...parents are Larry Sr. and Theresa Bland...has one sister (Denise-24) and one brother (Larry, Jr.-23)...earned first-team All-America honors at the 1995 National AAU Tournament where he was coached by current UM assistant coach Stan Jones...lived in Perrine, Florida from sixth through eighth grades before moving to Mississippi...likes to spend his leisure time playing pool and table tennis, or watching videos.


In The Paint

- Favorite Music:** Rap
- Favorite Artist:** Tupac Shakur
- Favorite Meal:** Mexican Spaghetti
- Favorite Actress:** Nia Long
- Favorite TV Show:** Martin
- Most Memorable Moment:** The day I signed with Miami and going to the NCAA tournament in 1998
- Athletic Inspiration:** My father
- Advice To Young Children Playing Basketball:** Stay in school and don't do drugs
- Favorite Leisure Time Activity:** Watching Martin reruns on tape
- Favorite Sports Team:** San Francisco 49ers
- What Basketball Player Did You Pretend To Be Growing Up:** Shaquille O'Neal
- If I Were Not Playing Basketball At Miami I Would:** Be going to school in Mississippi
- If I Were Coach Hamilton I Would:** Take a vacation



BLAND'S CAREER STATISTICS

Year	3-Point										Rebounds									
	GP-GS	MIN-AVG.	FGM-FGA	PCT.	FGM-FGA	PCT.	FTM-FTA	PCT.	OFF	DEF	TOT-AVG.	AS	ST	BK	TO	PF-DQ	PTS-AVG.			
1996-97	29-8	391-13.5	48-100	.480	0-0	.000	22-37	.595	41	48	89-3.1	10	8	8	26	48-3	118-4.1			
1997-98	27-27	726-26.9	122-200	.610	0-2	.000	70-117	.598	71	102	173-6.4	24	24	9	57	78-2	314-11.6			
1998-99	30-28	800-26.7	125-212	.590	6-11	.545	81-124	.653	67	114	181-6.0	36	30	7	79	89-2	337-11.2			
TOTALS	86-63	1917-22.3	295-512	.576	6-13	.462	173-278	.622	179	264	443-5.2	70	62	24	162	215-7	769-8.9			



#13 João Paulo Coelho

assists while recording no turnovers. **In the BIG EAST Tournament:** Was on the active roster but did not see any action. **In the NCAA Tournament:** Played in both games...averaged 2.5 minutes per game.

AT UNIVERSIDAD DE PORTO

Attended one year, studying pre-medicine, but did not play basketball because school did not have a team.

HIGH SCHOOL

Attended Escola Secundaria Dr. Joaquin de Carvalho but did not play basketball because school did not have a team.

6-2, 185
Sophomore
Guard
Figueira de Foz,
Portugal

Career Highs:


Points 6 vs. Villanova (2-16-99)
FGM 1 vs. five opponents (last vs. Villanova, 2-16-99)
FGA 4 vs. Villanova (2-16-99)
3-PT FGM 1 vs. three opponents (last vs. Villanova, 2-16-99)
3-PT FGA 4 vs. Villanova (2-16-99)
FTM 3 vs. Villanova (2-16-99)
FTA 4 vs. Villanova (2-16-99)
Rebounds 2 vs. Georgia St. (12-11-98) and vs. Pittsburgh (1-30-99)
Assists 6 vs. Villanova (2-16-99)
Blocked Shots . 1 vs. Pittsburgh (1-30-99)
Steals 3 vs. Central Florida (12-11-98)
Minutes 33 vs. Pittsburgh (1-30-99)

AT MIAMI


Sophomore guard who will compete for playing time at both point guard and shooting guard...a tremendous shooter with good court vision and savvy...brings a wealth of international experience to the Hurricane backcourt...is the latest import to enroll at UM following Nick Donovan (England), Constantin Popa (Romania) and Tito Horford (Dominican Republic)

AS A FRESHMAN (1998-99)

Played in 20 games averaging 1.0 points, 0.3 rebounds and 0.8 assists in 5.8 minutes per game...missed first three games of the season while serving a three-game penalty handed down by the NCAA and the University of Miami for his participation in three club games over the summer in Portugal. **In the Regular Season:** Saw first game action at No. 8 Kentucky and did not score in one minute of work...played a 10 minutes against Central Florida (12-11-98) and recorded a career-high three points to go with one assist and a team-high three steals...came off the bench to play 15 minutes against Georgia State (12-18-98)...did not score but did record two rebounds...played nine minutes against Memphis (12-22-98) and recorded two points and three assists...recorded three points in three minutes against Georgetown (12-30-98)...played a career-high 33 minutes against Pittsburgh (1-30-99) recording five points, two rebounds, two assists, one block and two steals...was 1-2 from the field, both from three point range, and 2-2 from the line...played 13 minutes off the bench against Villanova (2-16-99) and recorded a career-high six assists with no turnovers...scored a career-high six points on 1-4 shooting from the floor, all from three-point range, and 3-4 from the line...played six minutes against Pittsburgh (2-23-99) handing out two



#13 João Paulo Coelho



CLUB BALL

Starting point guard for the world team that defeated the United States at the NIKE Hoop Summit at this season's Final Four in San Antonio, TX...is a current member of the Portuguese Under-22


national team...was one of only three Europeans selected to attend the prestigious NIKE All-America Camp in Indianapolis, IN...has been a member of Ginasio Clube Figueirense since the age of seven...started all 15 games

for Ginasio last season and averaged 17.4 points and 2.3 rebounds per game...was named the 1997 MVP of the Portuguese amateur league...was team captain of the Under-16 National Team that recorded a 9th-place finish,

Portugal's best ever, at the European Championships...has spent the last two seasons as a member of FC Porto, the two-time defending national club champion of Portugal.

PERSONAL

Full name is João Paulo Coelho...name is pronounced JAY-o POW-lo Ko-A-lo...plans to major in pre-medicine...born March 14, 1979 in Marinha Grande, Portugal...enjoys working on his computer, listening to music, watching movies and competing in other sports such as soccer, tennis and swimming in his spare time...lists Contact by Carl Sagan as his favorite book...has one brother, Pedro Miguel (16)...son of Vitor Manuel and Ana Margarida Coelho...father is a former member of the Portuguese National Basketball team while his mother is a former gold medal winning swimmer at the Portuguese National Championships.



Coelho with Mark Reid, Director of International Admissions

In The Paint

Favorite Athlete:

Michael Jordan because of what he represents both on and off the court

Favorite Sports

Team: Ginasio Clube Figueirense

Favorite Movies:

Good Will Hunting, Armageddon and Silence of the Lambs

Favorite TV Shows:

The Tonight Show and Seinfeld

Favorite Actor:

Bruce Willis

Favorite Actress:

Jodie Foster

Favorite Book:

Contact by Carl Sagan

Favorite Music:

Rock

Favorite Artists:

Garbage, Pearl Jam, Smashing Pumpkins

Favorite Meal:

Steak, fries, salad and an ice cold coke

Most Prized Possession:

My Portuguese national team and Ginasio Club team jerseys

Advice To Young Children Playing Basketball:



Follow your dreams, work for them...when you go for something you really want you should never ever quit

If I Were Not Playing Basketball At Miami I Would:

Be playing on a Portuguese team and taking college classes

COELHO'S CAREER STATISTICS

Year	GP-GS	MIN-AVG.	FGM-FGA	PCT.	3-Point		FTM-FTA	PCT.	Rebounds				AS	ST	BK	TO	PF-DQ	PTS-AVG.
					FGM-FGA	PCT.			OFF	DEF	TOT.AVG.							
1998-99	20-0	116-5.8	5-16	.312	3-13	.231	7-9	.778	1	5	6-0.3	6	5	1	11	10-0	20-1.0	



#31 Johnny Hemsley

6-5, 195
Senior
Guard/Forward
Baltimore, MD

Career Highs:

Points	35 vs. Georgetown (12-30-98)
FGM	11 vs. Georgetown (12-30-98)
FGA	22 vs. St. John's (1-13-98)
3-PT FGM	9 vs. Lafayette (3-12-98)
3-PT FGA	12 vs. Lafayette (3-12-98)
FTM	12 vs. St. John's (2-3-99)
FTA	13 vs. St. John's (2-3-99)
Rebounds	12 vs. Seton Hall (12-31-97)
Assists	8 vs. Florida Atlantic (11-13-98) and Northern Iowa (11-27-98)
Blocked Shots	3 vs. Connecticut (1-20-99)
Steals	4 vs. Boston College (12-8-98) and Lafayette (3-12-98)
Minutes	44 vs. Connecticut (1-20-99)

AT MIAMI

Senior swing man who returns as the Hurricanes' top offensive threat...one of 30 preseason candidates for the Naismith Award...All-America candidate who will contend for BIG EAST Player of the Year honors...is the lone returner from last season's All-BIG EAST first-team...a streaky shooter and explosive scorer who will see action at both shooting guard and small forward...is a tremendous athlete with excellent leaping ability and mental toughness...has the ability to create his own shot off the dribble...intense competitor who plays hard on every possession both offensively and defensively...has played an integral part of the Hurricanes' ascent into the national spotlight...during his first three seasons the Hurricanes have posted a 57-30 (.655) record, three consecutive winning seasons, and three straight postseason appearances including NCAA Tournament bids in 1998 and 1999...Miami's 57 wins are the most in a three year period since UM won 57 games from 1963-66 while its .655 winning percentage is the highest since Miami posted a 52-26 (.667) record from 1964-67...with a postseason bid this season he would join fellow seniors Mario Bland and Vernon Jennings as the only Hurricanes to reach post season play in four consecutive seasons.

AS A JUNIOR (1998-99)

Started 29 of 30 games averaging 17.8 points, 4.7 rebounds and 2.3 assists in a team-high 36.0 minutes per game...first team All-BIG EAST selection and voted the league's Most Improved Player...named BIG EAST Player of the Week three times (12-21-98, 1-4-99 and 2-22-99)...led team in three-point field goals (70) and three-point field goal attempts (175)...ranked second on the

team in scoring and assists (68) and was third in blocks (17)...ranked fifth in the conference in scoring...led team with 29 double figure scoring games including eleven 20-point scoring games and two 30-point scoring games...scored in double-figures in the final 25 games of the season. **In the Regular Season:** Played 37 minutes against Memphis (12-22-98) and recorded 22 points, five rebounds, four assists and two steals...was 8-of-16 from the field, including 4-of-8 from three-point range and 2-of-2 from the line...poured in a career-high 35 points including the go ahead basket with 17 seconds remaining to lead Miami to a win at Georgetown (12-30-98)...was 11-20 from the field...recorded 19 points, four rebounds and four assists in 38 minutes against No. 9 St. John's (1-6-99)...scored 18 points, all in the first half, against No. 1 ranked Connecticut...played a career-high 44 minutes and registered three rebounds, one steal and a career-high 3

blocked shots...poured in a game-high 29 points against No. 9 St. John's (2-3-99)...played the entire 40 minutes and was 7-17 from the floor, 3-8 from three-point range and 12-13 from the line...also registered six rebounds, two assists, one block and three steals...scored a game-high 21 points at No. 18 Syracuse (2-8-99)...connected on 5-13 from the field, 3-6 from three-point range and 8-8 from the line...poured in a game-high 26 points against Villanova (2-16-99) connecting on 10-15 from the field, including 6-10 from three-point range...scored a game-high 19 points and pulled down seven rebounds in 39 minutes of action at No. 2 ranked Connecticut (2-20-99). **In the BIG EAST Tournament:** Averaged a team-high 19.0 points per game in the Hurricanes' two games...also averaged 5.0 rebounds while shooting 8-18 (.444) from three-point range...recorded 18 points and six rebounds in the Hurricanes' win over Georgetown (3-4-99)...played the entire 40 minutes against St. John's (3-5-

99) and recorded 20 points and four rebounds. **In the NCAA Tournament:** Averaged 22 points, five rebounds and 2.5 steals in the Hurricanes' two games...was 15-of-28 (.536) from the field including 9-of-14 (.643) from three-point range in Miami's two NCAA tournament games...scored 31 points in Miami's opening round game against Lafayette (3-12-99) connecting on a University of Miami and NCAA East Regional record nine three-point baskets...recorded 13 points and seven rebounds in the Hurricanes' second round game against Purdue (3-14-99).

1998 SOUTH AMERICA TOUR

Played and started in all four games...was second on the team in scoring with a 14.0 points per game average...also averaged 3.0 rebounds, 3.5 assists and 1.3 steals per game...hit a team-high five three pointers and was 15-of-16 (.938) from the line...recorded nine points, four rebounds and tied for team-high honors with six



#31 Johnny Hemsley



In The Paint

Favorite Music:

Jazz

Most Memorable Moment:

Hitting two free throws to beat St. John's at Madison Square Garden

What Basketball Player Did You Pretend to be Growing Up:

Former Maryland guard Walt Williams

Athletic Inspiration:

My brother Brian

Favorite Actress:

Denise Richards

If I Were Coach Hamilton I Would:

Try to lace them up one more time

Advice To Young Children Playing Basketball:

Hold your follow through

Favorite Leisure Time Activity:

Listening to music

Favorite Sport Other Than Basketball:

Baseball

Favorite Sports Team:

Baltimore Orioles

Favorite Book:

The Prophet

The Biggest Influence In My Life Has Been:

My mother and father

Favorite Movie:

Can't Hardly Wait

Favorite Athlete:

Charlotte Hornets guard Eddie Jones

assists against Boca Juniors...registered 18 points, three assists and two steals in the Hurricanes' victory over Andino Sports Club...recorded seven points, two rebounds, three assists and one steal against the Argentine National Team...scored 22 points to go with five rebounds, two assists and two steals in the tour finale against Welcome Athletic Club.

AS A SOPHOMORE (1997-98)

Played in 24 games making 18 starts...ranked second on the team in scoring (14.1 ppg), third in rebounding (4.3 rpg) and fourth in minutes played (71.8)...was second on team in free throw percentage (.786)...scored in double figures in 20 of 24 games and led the team in scoring on seven occasions...had five 20-point games to rank second on team. **In the Regular Season:** Recorded a team-high 18 points against St. John's (1-13-98)...recorded a team-high 20 points to go with three rebounds, four assists and two steals in 36 minutes against Pittsburgh (1-

3-98)...was 8-of-16 from the floor, including 1-of-4 from three point range, and 3-of-3 from the line...named BIG EAST Player of the Week for week ending Jan. 4 after leading Miami to wins at Seton Hall and at Pittsburgh...led Miami with 19 points and a career-high 12 rebounds in 35 minutes against Seton Hall (12-31-97)...double-double was first of his career...scored a career-high 22 points, 20 in the second half, and pulled down six rebounds against Georgia State...was 6-of-8 from the field and 10-of-10 from the line in 27 minutes of action...recorded 20 points and six rebounds at Jacksonville (11-29-97)...connected on 6-of-9 from the field, including 2-of-4 from three-point range, and 6-of-6 from the line...scored 18 points vs. 17th-ranked UNC Charlotte (11-21-97)...made first career start against Southern Illinois (11-14-97) recording 16 points in 24 minutes of action. **In the BIG EAST Tournament:** Played 34 minutes off the bench and recorded a team-high 20 points in opening round loss

to Georgetown (3-4-98) at the BIG EAST Tournament...was 8-of-16 from the field, including 2-of-6 from three-point range, and pulled down four rebounds. **In the NCAA Tournament:** Came off the bench in Miami's NCAA Tournament game against UCLA (3-13-98) and earned Chevrolet Player of the Game honors recording his second double-double of the season with 13 points and 11 rebounds.

AS A FRESHMAN (1996-97)

Appeared in 24 games and averaged 12.4 minutes per game...converted 19-of-24 free throw attempts (.792). **In the Regular Season:** Tied for team-high honors with 11 points and recorded a season-high four rebounds in Miami's upset win over 7th-ranked Villanova (1-11-97)...had nine points and registered season-highs in assists (3), steals (3) and minutes (23) against Lehigh (12-30-96)...had eight points and three rebounds in 14 minutes off the bench in his collegiate debut against Buffalo (11-22-96).

In the BIG EAST Tournament: Recorded two points, two assists and one steal in two games...played nine minutes in Miami's win over St. John's (3-5-97) recording one assist...did not score shooting 0-for-1 from the floor...scored two points in 10 minutes off the bench against Georgetown (3-6-97)...was 1-for-3 from the floor and recorded one assist and one steal. **In the National Invitational Tournament:** Played 11 minutes off the bench recording four points, on 2-of-4 shooting, and one rebound against Michigan (3-13-97).

HIGH SCHOOL

Southern High in Baltimore, MD...earned *Street & Smith's* honorable mention All-America status in both his junior and senior seasons...was a two-time All-Metro selection by the *Baltimore Sun*...averaged 17.1 points, 8.3 rebounds and 4.5 assists as a senior while leading Southern to a 24-3 record, a state Class 4A Championship and a 10th place ranking in the final 1996 USA Today Top 25 High School Poll...Baltimore's top high school prospect and the lone Baltimore-area player to play in the Capital Classic...four-year starter who helped guide Southern to three state Class 4A championships...was voted the most popular male student at Southern in his senior year...coached by Meredith Smith.


PERSONAL

Liberal Arts major...full name is John Richard Hemsley...born August 25, 1977 in Trenton, NJ...parents are Richard and Karen Hemsley...has six brothers (Kay-25, Power-24, Nate-23, Under-23, Brian-18, Irin-16)...chose UM over Georgetown, Maryland, California and Pittsburgh...likes listening to music in his free time and lists basketball, baseball and video games among his hobbies.



HEMSLEY'S CAREER STATISTICS

Year	GP-GS	MIN-AVG.	FGM-FGA	PCT.	3-Point		FTM-FTA	PCT.	OFF	Rebounds		AS	ST	BK	TO	PF-DQ	PTS-AVG.
					FGM-FGA	PCT.				DEF	TOT-AVG.						
1996-97	24-0	298-12.4	30-87	.345	4-16	.250	19-24	.792	12	25	37-1.5	14	9	3	25	24-0	83- 3.5
1997-98	24-18	718-29.9	123-300	.410	26-96	.271	66-84	.786	27	75	102-4.3	44	22	8	60	69-3	338-14.1
1998-99	30-29	1079-36.0	183-408	.449	70-175	.400	98-125	.784	46	96	142-4.7	68	43	17	80	51-2	534-17.8
TOTALS	78-47	2095-26.9	336-795	.423	100-287	.348	183-233	.785	85	196	281-3.6	126	74	28	165	144-5	955-12.2



#30 Vernon Jennings

6-4, 203
Senior
Guard
College Park, GA

Career Highs

Points	19 vs. Ohio St. (12-27-98)
FGM	6 vs. Notre Dame (2-14-98) and Ohio State (12-27-98)
FGA	12 vs. Notre Dame (12-27-98)
3-PT FGM	2 vs. Ohio State (12-27-98)
3-PT FGA	3 vs. Ohio State (12-27-98) and Purdue (3-14-99)
FTM	5 vs. three opponents (last vs. Rutgers, 2-27-99)
FTA	6 vs. three opponents (last vs. Seton Hall, 1-27-99)
Rebounds	8 vs. Villanova (1-31-98)
Assists	12 vs. Pittsburgh (2-23-99)
Blocked Shots	2 vs. Hartford (12-13-96) and Lehigh (12-30-96)
Steals	6 vs. Providence (2-8-99)
Minutes	39 vs. Providence (2-8-99)

AT MIAMI

Senior guard who returns as one of the Hurricanes most versatile performers...started at point guard last season but has also played shooting guard and small forward during his career...has tremendous leadership skills and maturity...a good ball handler who sees the floor very well...has nice size and strength for a guard...is a strong rebounder from the guard position...has played an integral part of the Hurricanes' accent into the national spotlight...during his first three seasons the Hurricanes have posted a 57-30 (.655) record, three consecutive winning seasons, and three straight postseason appearances including NCAA Tournament bids in 1998 and 1999...Miami's 57 wins are the most in a three year period since UM won 57 games from 1963-66 while its .655 winning percentage is the highest since Miami posted a 52-26 (.667) record from 1964-67...with a postseason bid this season he would join fellow seniors Mario Bland and Johnny Hemsley as the only Hurricanes to reach post season play in four consecutive seasons.

AS A JUNIOR (1998-99)

Started 29 of 30 games averaging 5.2 points, 2.8 rebounds and a BIG EAST leading 5.6 assists per game...led or tied for team-high honors in assists in 24 games including a career-high 12 against Pittsburgh (2-23-99)...lead team with a 1.80-to-1 assist to turnover ratio...set a UM single season assist mark with 167 assists...recorded 60 steals to rank third on UM's all-time single season list. **In the Regular Season:** Recorded two points, connecting on his only field goal attempt, four rebounds, five assists, one block and one steal in 28 minutes at No. 8 Kentucky (12-5-98)...scored a career-high 19


points to go with three rebounds and three assists in 29 minutes of work against Ohio State (12-27-98)...was 6-of-8 from the floor, including 2-of-3 from three-point range and 5-of-6 from the line...played a career-high 38 minutes against Georgetown (12-30-98) and recorded one point, four rebounds, two steals and a team-high seven assists...recorded second double figure scoring game of the season with 10 points to go with five rebounds, a team-high five assists and one block in 35 minutes versus St. John's (1-6-99)...started and played 25 minutes against Rutgers (1-13-99) despite having both big toe nails removed due to an infection...recorded eight points, two rebounds, three steals and a team-high six assists...played 36 minutes against Seton Hall (1-27-99) recording eight points, five rebounds, seven assists, three steals and one block...did not start for the first time this season against St. John's (2-3-99)

because of back spasms...played 38 minutes and recorded eight points, three rebounds, six assists and three steals...was 2-of-3 from the field and 4-of-4 from the line...played 36 minutes at No. 18 Syracuse (2-8-99) recording eight points, four rebounds, two steals and a career-high 11 assists...was 2-2 from the field and 4-5 from the line...recorded nine points, four rebounds, eight assists and a career-high six steals against Providence (2-13-99)...recorded seven points, three rebounds, two steals and a team-high five assists against No. 2 Connecticut (2-20-99). **In the BIG EAST Tournament:** Started both games and averaged 1.0 points, 3.0 rebounds and 6.5 assists per game...recorded two points, four rebounds and five assists against Georgetown (3-4-99)...did not score against St. John's (3-5-99) but did register two rebounds, eight assists and four steals.

In the NCAA Tournament: Started both games averaging 3.0 points, 5.0 rebounds and 5.5 assists per game...recorded two points, a team-high eight assists and tied for the team-high with seven rebounds against Lafayette...had four points, three rebounds, three assists and three steals against Purdue (3-14-99).

1998 SOUTH AMERICA TOUR

Played and started in all four games at point guard...averaged 8.5 points, 4.0 rebounds, 2.0 steals and a team-best 5.5 assists per game...shot 14-of-26 (.538) from the field and was a perfect 5-of-5 from the line...had eight points, three rebounds, six assists and only one turnover in the tour opener against Boca Juniors...had five points, four rebounds, five assists and three steals in Miami's victory over Andino Sports Club...registered 12 points, on 5-of-6 shooting



#30 Vernon Jennings

from the field, three rebounds and three assists against the Argentine National Team...recorded nine points, six rebounds and a tour-high eight assists in the tour finale against Welcome Athletic Club.

AS A SOPHOMORE (1997-98)

Played in Miami's last 20 games, including 12 consecutive starts, after missing the first eight games with a broken bone in his left foot...averaging 4.0 points, 4.0 rebounds and 3.9 assists per contest...led team with a 1.8-to-1 assist to turnover ratio...led or tied for the team lead in assists 10 times, steals six times and rebounding twice. **In the Regular Season:** Returned to the Miami lineup against Memphis (12-22-97)...did not score but recorded a team-high eight assists in 20 minutes of work...recorded 12 points against Notre Dame (2-22-98), hitting 4-of-8 from the floor, including 1-of-2 from three-point range, and 3-of-3 from the line...also recorded four rebounds, two assists,

one block and four steals...started against Notre Dame (2-14-98) and set career-highs in points (12), minutes (36), field goals (6) and field goal attempts (12)...also pulled down seven rebounds and handed out a team-high five assists...made first career start against Villanova (1-22-98) and registered six points, four rebounds, three steals and a team-high seven assists in 30 minutes of action. **In the BIG EAST Tournament:** Started and played 28 minutes in Miami's BIG EAST Tournament game against Georgetown recording team-highs in assists (4) and rebounds (7)...scored four points on 1-of-4 shooting from the field and 2-of-2 shooting from the line. **In the NCAA Tournament:** Did not score but led team with seven assists against UCLA in the opening round of the NCAA Tournament.

AS A FRESHMAN (1996-97)

Was one of seven 'Canes to play in all 29 games...converted 22-28 free throw

attempts (.786)...averaged 15 minutes per game for the season, but increased that average to 18 minutes per contest in UM's three post-season games (BIG EAST Tournament and NIT)...his 434 minutes played were tops among UM's highly touted freshmen class...finished third on the squad in assists (58) and assist-to-turnover ratio (1.49:1) and fourth in steals (29)...led UM in assists on four occasions, including three of UM's final five contests. **In the Regular Season:** Recorded a career-high in nine assists to go with five rebounds in 24 minutes in UM's victory over Jacksonville (12-18-96)...also totaled eight points in the victory over the Dolphins...the nine assists against Jacksonville marked the third highest freshmen single-game total in school history...registered five steals in UM's victory versus Lehigh (12-30-96)...had eight points and three rebounds in 14 minutes at Tennessee (12-22-96)...made his collegiate debut against Buffalo (1-12-96) and had three steals in 10 minutes.

In the BIG EAST Tournament: Played in both games averaging 3.5 assists 16.5 minutes off the bench...recorded three assists in 10 minutes in the opening round against St. John's (3-5-97)...played 23 minutes in the quarterfinal against Georgetown (3-6-97) and recorded four assists, five rebounds and one block. **In The National Invitational Tournament:** Set a school NIT single-game record with five assists in UM's game at Michigan (3-13-97).

PREP SCHOOL

Maine Central Institute in Pittsfield, ME...averaged 13.7 points, 6.8 assists, 3.2 rebounds and led MCI to a 22-6 record...shot 52 percent from the floor, 38 percent from three-point range and 73 percent from the foul line...coached by Max Goode.

HIGH SCHOOL

Benjamin E. Banneker High School in College Park, GA...earned two varsity letters and was a two-time team MVP...garnered All-Metro honors in both his junior and senior seasons and was a first-team All-State selection as a senior when he averaged 22 points, nine rebounds and eight assists...received All-America status from *Street & Smith's*, *Blue Chip Illustrated*, *Hoop Scoop* and *Nike*...was a three-year Boston Shootout participant...played in the annual Georgia-Tennessee all-star game...was on the Honor Roll as a senior...coached by Joby Boydstone.

PERSONAL

Liberal Arts major...full name is Vernon James Jennings...born January 23, 1977 in Middletown, OH...mother is Marilyn Ann Jennings...has two sisters (Verna-30, Nikki-28)...chose UM over Michigan...likes to spend his free time cutting hair.

In The Paint

Favorite Music:

Rap and Hip-Hop

Favorite Leisure

Time Activity:

Lounging with my teammates

Most Memorable

Moment:

Going to the NCAA Tournament as a sophomore

Athletic Inspiration:

Vancouver Grizzlies forward Shareef Abdur-Rahim

If I Were Coach

Hamilton I Would:

Sleep

Advice To Young

Children:

Always play hard and be willing to learn

Favorite Sports

Other Than

Basketball:

Baseball and Football

Favorite Book:

For the Love of the Game by Michael Jordan


Favorite Class at

Miami:

Theatre

Favorite Athlete:

Michael Jordan



JENNINGS' CAREER STATISTICS

Year	GP-GS	MIN-AVG.	FGM-FGA	PCT.	FTM-FTA	PCT.	3-Point	FTM-FTA	PCT.	OFF	DEF	TOT-AVG.	AS	ST	BK	TO	PF-DQ	PTS-AVG.
1996-97	29-0	434	15.0	29-77	.377	8-24	.333	22-28	.786	11	51	62-2.1	58	29	8	39	52-0	88-3.0
1997-98	20-12	473	23.7	28-95	.295	3-18	.167	21-33	.636	28	52	80-4.0	77	35	5	43	50-2	80-4.0
1998-99	30-29	902	30.1	52-131	.397	5-25	.200	48-64	.750	11	74	85-2.8	167	60	8	93	82-2	157-5.2
TOTALS	79-41	1809	22.9	109-303	.360	16-77	.208	91-125	.728	50	177	227-2.9	302	124	21	175	184-4	325-4.1



#45 John Salmons

block, one steal and no turnovers...played 30 minutes against Boston College (1-24-99) recording 10 points, two rebounds, four assists, one block and two steals...was 4-6 from the field including 2-3 from three-point range...came

off the bench to record a career-high 15 points against Seton Hall (1-27-99)...also recorded eight rebounds, one assist and one block in 34 minutes...made first career start against No. 9 St. John's

(2-3-99) and recorded two points, four rebounds and one assist in 27 minutes...started second straight game against Georgetown (2-6-99) and recorded first career double-double with 13 points and a

6-7, 200
Sophomore
Guard/Forward
Plymouth Meeting, PA

Career Highs


Points	15 vs. Seton Hall (1-27-99)
FGM	6 vs. Seton Hall (1-27-99)
FGA	13 vs. Connecticut (1-20-99)
3-PT FGM	2 vs. Memphis (12-22-98) and Boston College (1-24-99)
3-PT FGA	5 vs. Memphis (12-22-98) and Purdue (3-14-99)
FTM	4 vs. Pittsburgh (1-30-99) and Syracuse (2-8-99)
FTA	7 vs. Pittsburgh (1-30-99)
Rebounds	13 vs. Pittsburgh (2-20-99)
Assists	5 vs. Rutgers (12-18-98)
Blocked Shots	3 vs. Georgetown (3-4-99) and Lafayette (3-12-99)
Steals	4 vs. West Virginia (1-16-99)
Minutes	39 vs. Pittsburgh (1-30-99)

AT MIAMI

Sophomore guard who returns following a strong freshman season...has the potential to become one of the BIG EAST's top players...has the versatility to play either guard or forward...his ability to play numerous positions makes him a potent weapon in the Miami attack...is a very good ball handler who is equally effective in the paint or on the perimeter...has the ability to slash to the hoop or hit from long range...emerged last season as one of the Hurricanes' top defenders and was often matched up with the oppositions top offensive players...was a major factor as Miami's defense held its opponent's leading scorer to under his season average in 20 of 30 games...signed with UM in the Spring 1998.

AS A FRESHMAN (1998-99)

Played in 29 games, making 12 starts...averaged 5.6 points and 4.9 rebounds in 24.3 minutes per game...scored in double figures seven times. **In the Regular Season:** Played 29 minutes against Ohio State (12-27-98) recording three points and five rebounds...drew the assignment of guarding All-Big Ten guard Michael Redd and held him to 6-of-20 shooting from the field...recorded 12 points against Rutgers (1-13-99) connecting on 5-of-6 field goals...also recorded five rebounds and three assists in 29 minutes...scored in double figures for the second consecutive game with 13 points, seven rebounds, two blocks and a career-high four steals in 26 minutes off the bench at West Virginia (1-16-99)...drew the assignment of guarding Mountaineer leading scorer Elton Scott (16.7 ppg) holding the 6-6 forward to just three points on 1-10 shooting...played 34 minutes off the bench against No. 1 ranked Connecticut (1-20-99) recording seven points, eight rebounds, four assists, one



#45 John Salmons

career-high 11 rebounds...was 5-7 from the field and 3-4 from the line...also registered one assist, two blocks and two steals...started and played a team-high 37 minutes against No. 18 Syracuse (2-8-99)...registered 12 points, seven rebounds, four assists and two steals...was 4-7 from the field, including 1-2 from three-point range, and 3-3 from the line...played 34 minutes against Providence (2-13-99) recording two points, four rebounds, one assist, two blocks and one steal...guarded Jamel Thomas and held the BIG

EAST's leading scorer to 16 points on 4-15 shooting...recorded two points, one rebound, one block and one steal against Connecticut (2-20-99)...drew the assignment of guarding BIG EAST Player of the Year Richard Hamilton...held Hamilton to 19 points, two under his season average, on 7-22 shooting from the floor...recorded nine points and a career-high 13 rebounds to go with two assists, two steals and one block in 26 minutes against Pittsburgh (2-23-99)...played 30 minutes against Rutgers (2-27-99)

recording four points, five rebounds, a career-high five assists, one block and one steal. **In the BIG EAST Tournament:** Started both games averaging 4.0 points, 3.5 rebounds and 3.5 assists per game...had four points, four rebounds, four assists and a career-high three blocks against Georgetown (3-4-99)...had three points, three rebounds and three assists against St. John's (3-5-99). **In the NCAA Tournament:** Started both games averaging 7.5 points, 5.5 rebounds, 2.5 assists, 2.5


steals and 2.0 blocks per game...recorded four points seven rebounds, three steals and three blocks in the Hurricanes' opening round game against Lafayette (3-12-99)...had 11 points, four rebounds and two steals against Purdue (3-14-99).

HIGH SCHOOL

Plymouth Whitemarsh...three-year letterwinner...rated as one the nation's top-100 recruits by Bob Gibbons, *The Hoop Scoop*, *Blue Ribbon* and *Recruiting USA* as well as the No. 11 small forward prospect in *Athlon Sports College Basketball* prior to his senior season...named Player of the Year by the *Philadelphia Inquirer*, as well as the Montgomery County Player of the Year, which includes south New Jersey, Philadelphia and Delaware after averaged 18.4 points, 9.0 rebounds and 5.0 assists per game at point-forward...led Plymouth Whitemarsh to a 30-3 record and a trip to the state championship semifinals as a senior...first-team All-State, All-City and All-Conference as a senior...in three seasons led Whitemarsh to an 88-9 (.907) overall record, two league championships, one district championship and one state title (1997) third-team All-State as a junior after averaging 12.7 points, 8.0 rebounds and 3.0 assists per game...coached by Al Angelos.

PERSONAL

Full name is John Rashall Salmons...born December 12, 1979 in Philadelphia, PA...nicknamed Buck...plans to major in Education/Sports Management...would like to become a sports agent once his basketball career has ended...lists *The Great Gatsby* as his favorite book...went to high school with current Vanderbilt guard Chucky Moore...lived with the Moore family though out high school...only child of Sandra and John Salmons.




Salmons with Dr. Joe Brownholtz, Department of Exercise and Sport Sciences/Sports Nutrition Specialist

SALMONS' CAREER STATISTICS

Year	GP-GS	MIN-AVG.	FGM-FGA	PCT.	3-Point		FTM-FTA	PCT.	OFF	Rebounds		AS	ST	BK	TO	PF-DQ	PTS-AVG.
					FGM-FGA	PCT.				DEF	TOT-AVG.						
1998-99	29-12	705-24.3	61-127	.480	10-41	.244	29-40	.725	44	97	141-4.9	57	28	23	52	71-2	161-5.6

In The Paint

- Favorite Athlete:** Michael Jordan because he's great on the court and off
- Favorite Sports Team:** Philadelphia 76ers
- Favorite Movie:** He's Got Game
- Favorite TV Show:** Martin
- Favorite Actor:** Martin Lawrence
- Favorite Book:** *The Great Gatsby*
- Favorite Magazine:** *Sports Illustrated*
- Favorite Music:** Rap
- Favorite Artists:** Nas Escobar
- Favorite Meal:** Chicken
- Most Memorable Moment:** Winning the state title my junior year
- Most Prized Possession:** My body
- Advice To Young Children Playing Basketball:** Be yourself and have faith
- The Person Who Has Been The Biggest Influence In My Life:** Tim Foy, my AAU coach



#11 Jeremiah Schlie

Hurricane from the state of New York.

AS A SOPHOMORE (1998-99)

Saw action in 13 games averaging 0.8 points and 0.5 rebounds. **In the Regular Season:** Played one minute against No. 1 ranked Connecticut (1-20-99)...registered two points, on 2-of-2 shooting from the line, and one rebound in two minutes against Florida Atlantic (11-13-98)...played a career-high seven minutes against Memphis (12-22-98) and recorded a career-high three

points...recorded two points and three rebounds in three minutes off the bench against Pittsburgh (2-23-99). **In the BIG EAST Tournament:** Was on the active roster but did not see any action. **In the NCAA Tournament:** Played in the Hurricanes' opening round game against Lafayette (3-12-99) recording a career-high four points.

1998 SOUTH AMERICA TOUR

Played in all four games recording two points, one assist and one steal...recorded two points and one assist

in the tour opener against Boca Juniors.

AS A FRESHMAN IN (1997-98)

Saw action in seven games (Florida Atlantic, Eastern Kentucky, West Virginia, Villanova, Notre Dame, Providence and UCLA)...averaged 0.4 points in 1.7 minutes per contest...went 3-of-4 (.750) from the line on the season. **In the Regular Season:** Saw first collegiate action against Florida Atlantic (11-16-97) scoring one point in four minutes...played one

minute against West Virginia (1-10-98) and recorded two points hitting 2-of-2 from the line...did not score but played two minutes against Eastern Kentucky (11-24-97), one minute against Villanova (1-22-98), one minute versus Notre Dame (2-14-98) and two minutes against Providence (2-18-98). **In the BIG EAST Tournament:** Was on the active roster but did not see any action. **In the NCAA Tournament:** Did not score in one minute of action against UCLA (3-13-98).

HIGH SCHOOL

Sachem High School...played in 20 contests averaging 23 points, 10 rebounds, three assists, two steals and one block as a senior...two-time team MVP and team captain who finished as Sachem's all-time leading scorer (1,191) surpassing former NBA star Jeff Ruland...All-Long Island and All-County selection at small forward his senior year...played in 23 games as a junior, averaging 21 points, 10 rebounds, two assists, two steals and one block per con-

test...led the team to a 20-3 record (11-1, 1st in conference) and the Suffolk County Class A title...made the school's honor roll each year...coached by Steve Rich.

PERSONAL

History major...full name is Jeremiah Gershon Schlie...born November 6, 1978 in Brookhaven...enjoys listening to music and going to the movies in his spare time...lists New York Knicks center Patrick Ewing as his favorite athlete because he has an

intense desire to win an NBA title...brother Mike plays basketball for New York niversity...attended same high school as former NBA player Jeff Ruland and former Hurricane and major league baseball pitcher Neal Heaton...son of Adele and Walter Schlie.



6-6, 200
Junior
Forward
Holbrook, NY

Career Highs

Points	4 vs. Lafayette (3-12-99)
FBM	1 vs. Memphis (12-22-98) and Lafayette (3-12-99)
FBA	4 vs. Memphis (12-22-98)
3-PT FBM	1 vs. Memphis (12-22-98) and Lafayette (3-12-99)
3-PT FBA	3 vs. Memphis (12-22-98)
FTM	2 vs. West Virginia (1-10-98) and Florida Atlantic (11-13-98)
FTA	2 vs. four opponents (last vs. Lafayette, 3-12-99)
Rebounds	3 vs. Pittsburgh (2-23-99)
Assists	1 vs. Villanova (2-16-99)
Blocked Shots	0
Steals	1 vs. Notre Dame (1-9-99)
Minutes	7 vs. Memphis (12-22-98)

AT MIAMI

Sophomore forward who will sit out the 1999-2000 season following surgery to repair a chondral defect in his right knee...a solid all-around player who works hard at both ends of the court...has great shooting range...is the only




Schlie with Ann Morales, Assistant Professor of Business Law

In The Paint

- Favorite Music:** R&B
- Favorite Artist:** R. Kelly
- Favorite Meal:** Chicken Francaise
- Favorite Actor:** Al Pacino
- Favorite TV Show:** The Simpsons
- Favorite Book:** A Prayer for Owen Meany
- Favorite Author:** John Irving
- Most Memorable Moment:** Going to the NCAA Tournament as a freshman
- Favorite Athlete:** Patrick Ewing because of his desire to win a championship
- Advice to Young Children:** Don't give up
- Favorite Leisure Time Activity:** Listening to music
- Favorite Sports Team:** New York Knicks
- Favorite Sport Other Than Basketball:** Football
- Favorite Class at Miami:** Business Math
- The Biggest Influence In My Life Has Been:** My parents
- Something Nobody Knows About Me:** I was a very good soccer player growing up

SCHLIE'S CAREER STATISTICS

Year	3-Point							Rebounds							PF-DQ	PTS-AVG.
	GP-GS	MIN-AVG.	FGM-FGA	PCT.	FGM-FGA	PCT.	FTM-FTA	PCT.	OFF	DEF	TOT-AVG.	AS	ST	BK		
1997-98	7-0	12-1.7	0-1	.000	0-0	.000	3-4	.750	0	0	0-0.0	0	0	0	2-0	3-0.4
1998-99	13-0	24-1.8	3-14	.214	2-8	.250	3-4	.750	3	3	6-0.5	1	1	0	5-0	11-0.8
TOTALS	20-0	36-1.8	3-15	.200	2-8	.250	6-8	.750	3	3	6-0.5	1	1	0	7-0	14-0.7



#3 Michael Simmons

6-0, 185
Sophomore
Guard
Rialto, CA

Career Highs

Points	10 vs. Villanova (2-16-99)
FGM	4 vs. Notre Dame (1-9-99)
FGA	8 vs. Notre Dame (1-9-99)
3-PT FGM	1 vs. five opponents (last vs. Villanova, 2-16-99)
3-PT FGA	4 vs. Notre Dame (1-9-99)
FTM	5 vs. St. John's (1-6-99)
FTA	6 vs. St. John's (1-6-99)
Rebounds	5 vs. Ohio State (12-27-98)
Assists	6 vs. Georgia State (12-18-98)
Blocked Shots	0
Steals	4 vs. Notre Dame (12-30-98)
Minutes	26 vs. Rutgers (1-13-99)

AT MIAMI

Second-year sophomore guard who is expected to see significant minutes at point guard...an outstanding ball handler who can penetrate and dish or hit the open jumper...is a strong defender

with speed, quickness and leaping ability...signed with Miami in November 1997 over a number of schools including Michigan, Colorado, California, Ohio State and South Florida.

AS A FRESHMAN (1998-99)

Played in 27 games, making 12 starts...averaged 2.7 points, 1.2 rebounds and 2.2 assists in 14.0 minutes per game...averaged 6.3 assists per 40 minutes to rank second on team...missed three games due to a concussion suffered

against Pittsburgh (1-30-99)...ranked second on the team with a 1.3-to-1 assist to turnover ratio and third in total assists (59). **In the Regular Season:** Made collegiate debut at Florida Atlantic (11-13-98) recording three points, one assist and two steals...had four points, two rebounds, three assists and one steal in 16 minutes against UNC Charlotte (11-23-98)...recorded three points, four assists, one rebound and one steal against Northern Iowa (11-27-98)...was 1-of-2 from three-point range in 17 minutes of

work...scored five points, connecting on 2-4 from the field in 17 minutes at No. 8 Kentucky (12-5-98)...scored seven points to go with three rebounds, four assists, one steal and no turnovers in 16 minutes against Boston College (12-8-98)...was 2-for-4 from the field, including 1-of-3 from three point range, and 2-of-2 from the line...made first career start against Central Florida (12-11-98) recording five points, one rebound and one assist in 16 minutes of action...came off the bench to record a team and career-high



#3 Michael Simmons

six assists against Georgia State (12-18-98)...also pulled down two rebounds...made second start of season against Memphis (12-22-98) and recorded four assists and two steals in 10 minutes of action in the first half...did not play in the second half due to a sprained ankle...made second consecutive start against Ohio State (12-27-98) and recorded two points, a career-high five rebounds, three assists and two steals in 24 minutes...recorded five points, three rebounds, two assists, three steals and no turnovers in 13 minutes vs. St. John's (1-6-99)...recorded nine points, on

4-8 shooting from the field, and four steals, to go with one rebound and four assists in 25 minutes against Notre Dame (1-9-99)...was 4-8 from the field and 1-4 from three-point range...started and played 21 minutes against Boston College (1-24-99)...recorded seven points, two rebounds, two assists and two steals...was 3-5 from the field and 1-1 from three-point range...saw first action since suffering a concussion at Pittsburgh (1-30-99) playing three minutes against Providence (2-13-99)...played nine minutes against Villanova (2-16-99) recording a career-high 10


points...was 3-3 from the field, 1-1 from three-point range and 3-4 from the line...also recorded one rebound and handed out two assists to go with no turnovers. **In the BIG EAST Tournament:** Played in both games averaging 4.5 minutes per contest...did not score in four minutes against Georgetown (3-4-99)...recorded one rebound and two assists in five minutes against St. John's (3-5-99). **In the NCAA Tournament:** Played in both games averaging 11.0 minutes per contest.

HIGH SCHOOL
Mercersburg (PA)
Academy...rated as the third

best point guard prospect by Dick Vitale prior to his senior season...three-time (Pennsylvania, West Virginia and Maryland) All-Tri-State selection...team MVP after averaging 12 points, five rebounds and 7.2 assists as a senior...led team to a 23-3 overall record including a perfect 10-0 conference mark...honorable mention McDonald's All-American as a senior...Herald-Mail All-Area Team (4-state region of Northern Virginia, West Virginia, southern Pennsylvania and Western Maryland)...averaged 16 points, four rebounds and nine assists as a junior in leading team to a 16-11 record...coached by Tony Tucker.

PERSONAL

Full name is Michael Anthony Simmons...born February 4, 1979 in Los Angeles, CA...nicknamed Smooth...plans to major in Education and would like to become an elementary school teacher...enjoys studying the Spanish language, culture and music in his spare time...graduated with honors from Mercersburg Academy and was a member of the African American Student Union.



SIMMONS' CAREER STATISTICS

Year	GP-GS	MIN-AVG.	FGM-FGA	PCT.	3-Point		FTM-FTA	PCT.	OFF	Rebounds		AS	ST	BK	TO	PF-DQ	PTS-AVG.
					FGM-FGA	PCT.				DEF	TOT-AVG.						
1998-99	27-12	37.7-14.0	22-62	.355	7-26	.269	23-33	.697	3	29	32-1.2	59	28	0	47	42-0	74-2.7

In The Paint

Favorite Music:

Rap

Favorite Artists:

Jay-Z

Favorite Meal:

Soul Food

Favorite Actress:

Halle Berry

Favorite TV Show:

Martin

Favorite Magazine:

Slam

Favorite Sports

Memory:

Getting my first dunk in middle school

Most Prized

Possession:

My mother

Favorite Athlete:

Tennessee Titans running back Eddie George because he is mentally and physically prepared every time he competes

First Impression of

Miami:

Wow! What a great place to be

Advice To Young

Children Playing

Basketball:

Keep your head in the books and believe in the powers of God

If I Were Not Playing

Basketball I

Would Be:


Studying to become an elementary school teacher

The Biggest

Influence In My

Life Has Been:

God



#25 Elton Tyler

6-9, 215
Junior
Forward
Dorchester, MA

Career Highs

Points 13 vs. Villanova (1-22-98)
FGM 5 vs. Villanova (1-22-98) and St. John's (2-3-99)
FGA 7 vs. Villanova (1-22-98) and St. John's (2-3-99)
3-PT FGM 0
3-PT FGA 0
FTM 5 vs. West Virginia (1-10-98) and Memphis (12-22-98)
FTA 7 vs. West Virginia (1-10-98)
Rebounds 6 vs. Georgia State (12-12-97) and Providence (2-13-99)
Assists 3 vs. Florida Atlantic (11-13-98)
Blocked Shots 3 vs. Georgetown (2-6-99)
Steals 3 vs. Connecticut (1-6-98)
Minutes 22 vs. St. John's (2-3-99)

AT MIAMI

Junior forward who returns as one of the Hurricanes' top front court players...strong all-around player who will see time at forward and center...runs the floor very well and is quick around the basket...has a nice shooting touch out to 15 feet...has good timing and


leaping ability...gives Miami another shot blocking presence down low...is the lone Hurricane from the state of Massachusetts.

AS A SOPHOMORE (1998-99)

Played in all 30 games, making three starts, averaging 3.7 points and 2.4 rebounds in 12.5 minutes per game...hit 45-of-77 (.584) from the field to rank second on the team...played 16 minutes in the season opener at Florida Atlantic (11-13-98) and recored nine points, on 3-of-3 shooting, four rebounds, three assists and one steal...played 20 minutes off the bench and record-

ed six points and four rebounds against Northern Iowa (11-27-98)...was 3-of-5 from the field and registered one block and one steal...made first career start against Boston College (12-8-98) and recorded two points, three rebounds, one assist and two steals in 19 minutes...made second consecutive start against Central Florida (12-11-98) and recorded six points, on 3-of-5 shooting, four rebounds and one block in 17 minutes...came off the bench against Georgia State (12-18-98) to play 18 minutes and recorded eight points, on 4-of-4 shooting from the floor, one rebound, one assist, two

blocks and two steals...played 15 minutes against Memphis (12-22-98) and recorded seven points, four rebounds and one steal...was a perfect one-for-one from the field and 5-for-5 from the line...scored seven points in 13 minutes off the bench against St. John's (1-6-99)...was 3-3 from the field and recorded two rebounds and two steals...made third start of the season against No. 9 St. John's (2-3-99) and recorded 12 points, two rebounds, one assist, one steal and two blocks in a career-high 22 minutes...was 5-of-7 from the field, which included the go ahead basket with seven seconds remaining,



#25 Elton Tyler

In The Paint

Favorite Music: Rap and R&B
Favorite Artist: Wu-Tang Clan
Favorite Book: Of Mice and Men
Most Memorable Moment: Going to the NCAA tournament as a freshman
Athletic Inspirations: My grandmother and brother
Favorite Actor: Martin Lawrence
Favorite Sport Other Than Basketball: Football
Favorite Leisure Time Activity: Watching Kung-Fu movies
Favorite Athlete: Scottie Pippen because of his versatility...he is great offensively and defensively
Favorite Meal: Grandma's Chicken and Rice
After Basketball I Want To: Become a successful businessman
Favorite Class At Miami: EPS 593 (Hemispheric Learning)
Most Prized Possession: A picture of my father
The One Thing People Don't Know About Me: When I was in the seventh grade I hated basketball

1998 SOUTH AMERICA TOUR

Played in all four games, making two starts...averaged 10.0 points and a team-high 9.3 rebounds per game...shot 17-of-24 (.708) from the floor...recorded double figure rebound totals in three of the four games...scored 11 points and pulled down seven rebounds in the tour opener against Boca Juniors...started and registered a double-double with 13 points and 10 rebounds in the Hurricanes' victory over Andino Sports Club...made second start against the Argentine National Team and had eight points and a team-high 10 rebounds...recorded eight points and 10 rebounds in the tour finale against Welcome Athletic Club.

AS A FRESHMAN (1997-98)

One of only three players (Kevin Norris, Tim James) to see action in all 28 games...ranked sixth on the team in scoring (4.1 ppg) and led

Miami's freshmen class in minutes played (11.1 mpg)...led team in field goal percentage having hit 46-of-75 (.613) field goal attempts and is tied for second on team with 15 blocks...scored in double figures twice. **In the Regular Season:** Returned home to Boston and recorded two points and three rebounds in 16 minutes of action against Boston College (1-28-98)...recorded a career-high 13 points to go with five rebounds one assists and one block in 18 minutes against Villanova (1-22-98)...was 5-of-7 from the field and 3-of-3 from the line...scored 11 points and recorded five rebounds and two blocks against West Virginia (1-10-98)...was 3-of-4 from the field and 5-of-7 from the line in 19 minutes...recorded five points, three rebounds and a career-high three steals in 15 minutes of work against Connecticut (1-6-98)...recorded eight points, one rebound, one assist and one block in 11 minutes off the


bench at Seton Hall (12-31-97)...recorded nine points, four rebounds and two blocks in 14 minutes off the bench against Eastern Kentucky (11-24-97)...played in first collegiate game recording six points in eight minutes against Southern Illinois (11-14-97). **In the BIG EAST Tournament:** Came off the bench in Miami's BIG EAST Tournament game against Georgetown (3-4-98) and recorded three points and four rebounds in 15 minutes...hit his only field goal attempt and was 1-of-2 from the line. In the NCAA Tournament: Played 16 minutes in Miami's NCAA tournament opening round game against UCLA (3-13-98) and recorded four points and three rebounds.

HIGH SCHOOL

West Roxbury High School...Massachusetts Gatorade Player of the Year...named the Boston Public League City MVP after averaging 22 points, 13 rebounds, nine assists and four blocked shots his senior year...earned team MVP honors...was an All-Scholastic selection of both the *Boston Globe* and *Boston Herald*...named to *Street & Smith's* Boston All-Metro team...rated the eighth best center prospect in the nation by *Hoop Scoop*...led West Roxbury to a city championship and semifinal berth in the state playoffs with a 19-3 record...played four years on the varsity, the final three years as a starter...was an honor roll student each of his four years...coached by Thomas McNair, Jr.


PERSONAL

Sports Management major...full name is Elton J. Tyler...nickname is Squiggy because of his voice...born April 22, 1979 in Boston, MA...has an older brother Kareem (23) and younger sister Nichelle (15)...spends his free time working out or studying...enjoys playing video games...son of Elton Elmore and Eleanor Tyler.



TYLER'S CAREER STATISTICS

Year	GP-GS	MIN-AVG.	FGM-FGA	PCT.	3-Point			PCT.	OFF	DEF	Rebounds			AS	ST	BK	TO	PF-DQ	PTS-AVG
					FGM-FGA	PCT.	FTM-FTA				TOT-AVG.	TOT-AVG.							
1997-98	28-0	312-11.1	46-75	.613	0-0	.000	24-38	.632	36	37	73-2.6	6	16	15	33	41-1	116-4.1		
1998-99	30-3	375-12.5	45-77	.584	0-0	.000	20-38	.526	27	45	72-2.4	14	16	17	40	42-0	110-3.7		
TOTALS	58-3	687-11.8	91-152	.599	0-0	.000	44-76	.579	63	82	145-2.5	20	32	32	73	83-1	226-3.9		



#34 Dwayne Wimbley

rebounds in 16 minutes off the bench against Pittsburgh (2-23-99)...recorded a career-high 12 points against Rutgers (2-27-99) connecting on 3-3 from the field and 6-6 from the line...also recorded four rebounds and one block in 12

minutes. **In the BIG EAST Tournament:** Played in both games averaging 5.5 minutes per contest...recorded one block in seven minutes against Georgetown (3-4-99)...played four minutes against St. John's (3-5-99) recording one


block. **In the NCAA Tournament:** Saw action in both games averaging 2.5 points and 1.5 rebounds per game...played 16 minutes against Lafayette (3-12-99) recording five points and three rebounds...was 2-2 from the

AT MIAMI

Junior who will see quality minutes as a back-up to Mario Bland at center...has tremendous size and strength...a banger who gives Miami a physical presence down low...excellent defensive player with shot blocking ability...a tenacious rebounder at both ends of the floor...joins freshman James Jones as Hurricane players from the state of Florida.

AS A SOPHOMORE (1998-99)

Played in 29 games averaging 2.4 points and 1.9 rebounds in 9.6 minutes per game...ranked second on the team with a 7.9 rebounds per 40 minutes average. **In the Regular Season:** Came off the bench to play 12 minutes against Central Florida (12-11-98) and recorded one point, one rebound and one block...came off the bench to play 15 minutes against Memphis (12-22-98) and recorded four points, eight rebounds and one assist...matched a season-high playing 15 minutes against Ohio State (12-27-98) and recorded two points, two rebounds and one block...recorded two points, hitting his lone field goal attempt, two rebounds, one assist, one steal and two blocks in 15 minutes against Georgetown (12-30-98)...scored a season-high six points, on 3-3 shooting from the field, in 10 minutes off the bench versus St. John's (1-6-99)...also recorded three rebounds and one block...played 16 minutes off the bench against No. 1 ranked Connecticut (1-24-99) recording two points and four rebounds...played seven minutes against No. 9 St. John's (2-3-99) recording two points, two rebounds and three blocked shots...recorded six points, on 3-4 shooting from the floor, and four rebounds in nine minutes of action against No. 2 Connecticut (2-20-99)...recorded six points and two



6-9, 245
Junior
Forward
Ft. Lauderdale, FL

Career Highs

Points 12 vs. Rutgers (2-27-99)
FGM 3 vs. three opponents (last vs. Rutgers, 2-27-99)
FGA 4 vs. five opponents (last vs. Connecticut, 2-20-99)
3-PT FGM 0
3-PT FGA 0
FTM 6 vs. Rutgers (2-27-99)
FTA 7 vs. Florida Atlantic (11-16-97)
Rebounds 8 vs. Florida Atlantic (11-16-97)
Assists 2 vs. Georgia State (12-12-97)
Blocked Shots 3 vs. three opponents (last vs. St. John's (2-3-99)
Steals 2 vs. West Virginia (1-16-99)
Minutes 24 vs. Florida Atlantic (11-16-97)

#34 Dwayne Wimbley

field and 1-2 from the line...played five minutes against Purdue (3-14-99).

1998 SOUTH AMERICA TOUR

Played in all four games, making one start...averaged 7.0 points and 4.8 rebounds per game while connecting on 11-of-19 (.579) from the field...had four points, five rebounds and one block in the tour opener against Boca Juniors...had six points, four rebounds, one assist and one steal in Miami's win over Andino Sports Club...scored a tour-high 10 points, on 4-of-5 shooting from the floor, and four rebounds against the Argentine National Team...made only start in the tour finale against Welcome Athletic Club and registered eight points, six rebounds, one assist and two steals.

AS A FRESHMAN IN (1997-98)

Saw action in 27 games and averaged 1.1 points and 2.3 rebounds in 8.9 minutes off the bench...tied for second on team with 15 blocks...recorded 63 rebounds in 239 minutes for an average of 10.5 rebounds per 40 minutes...played 10 or more minutes in 10 games. **In the Regular Season:** Played 16 minutes off the bench against Notre Dame (2-14-98) recording three points, three rebounds, two blocks and one steal...recorded two points and two rebounds in seven minutes against Villanova (1-22-98)...pulled down four rebounds in four minutes against West Virginia (1-10-98)...tied a career-high with three blocks and one rebound in six minutes against Connecticut (1-6-

98)...recorded two rebounds, one block and one steal in 10 minutes off the bench against Seton Hall (12-31-97)...recorded three points, five rebounds, two assists, two blocks and one steal against Georgia State (12-12-97)...was 1-of-3 from the floor in 18 minutes of playing time...recorded seven rebounds and two points against Eastern Kentucky (11-24-97)...scored a career-high six points and led team with eight rebounds in a career-high 24 minutes against Florida Atlantic (11-16-97)...competed in his first collegiate game recording two points and two rebounds in 16 minutes against Southern Illinois (11-14-97). **In the BIG EAST Tournaments:** Had four points, six rebounds and one steal in 14 minutes off the bench against Georgetown (3-4-98) in the first round of the


BIG EAST Tournament...hit 2-of-3 from the field. **In the NCAA Tournament:** Did not score in four minutes of action against UCLA (3-13-98)...was 0-for-1 from the field and 0-for-1 from the line...pulled down two rebounds.

HIGH SCHOOL

St. Thomas Aquinas High School...was Class 5A All-State Selection as a senior...named a *Street & Smith* pre-season All-American and a *Blue Ribbon* honorable mention All-American heading into his senior campaign...earned first-team All-Broward honors after averaging 19.1 points and 14.3 rebounds his junior year...led St. Thomas to a 23-9 record and a regional final appearance in the state tournament as a junior...named to the All-Tournament team in the Kruef Holiday Classic...tabbed as Team MVP twice...named MVP of the Boca Raton Christmas Tournament in 1996...MVP of the State All-Star game in Daytona Beach in 1996...coached by Steve Strand.

PERSONAL

Business Management major... full name is Dwayne Marcus Wimbley...nickname is Big D...born December 10, 1979 in Fort Lauderdale, FL...has two sisters (Malika and Antionette) and two brothers (Willie and Kedric)...enjoys playing video games and listening to music...lists fishing, swimming and weightlifting as his hobbies...son of Carl Trotter and Annette Wimbley.




WIMBLEY'S CAREER STATISTICS

Year	3-Point					Rebounds										PTS-AVG.	
	GP-GS	MIN-AVG.	FGM-FGA	PCT.	FGM-FGA	PCT.	FTM-FTA	PCT.	OFF	DEF	TOT-AVG.	AS	ST	BK	TO	PF-DQ	PTS-AVG.
1997-98	27-0	239-8.9	11-31	.355	0-0	.000	9-19	.474	21	42	63-2.3	6	10	15	18	33-0	31-1.1
1998-99	29-0	279-9.6	28-53	.528	0-0	.000	13-27	.481	20	35	55-1.9	4	3	16	29	43-0	69-2.4
TOTALS	56-0	518-9.3	39-84	.464	0-0	.000	22-46	.478	41	77	118-2.1	10	13	31	47	76-0	100-1.8

In The Paint

Favorite Music: Rap
Favorite Artist: Method Man, Mystikal
Favorite Meal: Lasagna
Favorite Actor: Martin Lawrence
Favorite Actress: Vivica Fox
Favorite TV Show: Martin
Favorite Book: The Count of Monte Cristo
Favorite Author: Tony Morrison
Most Memorable Moment: Going to the NCAA Tournament as a freshman
Favorite Leisure Time Activity: Going to movies and listening to music
Favorite Sports Team: San Antonio Spurs
What Basketball Player Did You Pretend to be Growing Up: Spurs center David Robinson
Most Prized Possession: My family
The Biggest Influence In My Life Has Been: My mother
Advice to Young Children Playing Basketball: Always listen to your coaches and don't give up



#00 Leroy Hurd

handler and passer with excellent leaping ability...has the ability to post up opponents or create off the dribble...signed with UM in April of 1998...chose Miami over LSU, Georgia, and South Florida.

HIGH SCHOOL

Moss Point High School...three-year letter winner...named to the pre-season Dandy Dozen by the Clarion-Ledger...first-team All-State, All-District and All-Conference as a senior...led team to a 24-7 record averaging 26.4 points, 7.0 rebounds, and 6.0

assists per game...selected to Mississippi-Alabama All-Star Team...named Mississippi Press Top 10 Male Athlete of the Year...led Moss Point to the Division 7-5A State Championship earning tournament MVP honors...scored 35 or more points nine times during senior season including 40 or more points on two occasions...also earned two letters in track and set the school high jump record at 6'10"...coached in basketball by Arthur Haynes.

PERSONAL

Full name is Leroy Hurd III...born May 26, 1980 in Pascagoula, MS...nicknamed Duke...plans to major in Business Administration and become an independent businessman...selected to Who's Who of High School Students...an Academic Honor Roll student and National Honor Society member...enjoys going to movies, playing video games and swimming...son of Leroy Jr. and Sharon Hurd.

6-7, 205
Freshman
Guard/Forward
Moss Point, MS

In The Paint

Favorite Athlete:

Penny Hardaway

Favorite Music:

Rap

Favorite Artists:

DMX

Favorite Meal:

Double cheeseburger and fries.

Favorite Book:

The Lost Boys

Favorite Actor:

Chris Tucker

Favorite Actress:

Vanessa Williams

Favorite TV Show:

ESPN SportsCenter

Favorite Movie:

The Matrix

Most Memorable Moment:

Going undefeated and winning the district championship as a freshman in high school

Advice To Young Children Playing Basketball:

Make your own judgments in life. Don't be influenced to do the wrong thing

Favorite Leisure Time Activity:

Swimming, going to the movies and playing video games

Favorite Sports Team:



Los Angeles Lakers

Most Prized Possession:

My parents


The Biggest Influence In My Life Has Been:

My father



Hurd with Adrienne Otto-Frame, Residence Coordinator for Mahoney Residential College

#33 James Jones



AT MIAMI

First-year freshman who looks to battle for minutes at both small forward and power forward...brings a shot-blocking presence to the Hurricanes...a tenacious rebounder with excellent timing and leaping ability...an explosive scorer who runs the floor well and is a force around the basket...is a good ball handler who can hit consistently from 18 feet.

HIGH SCHOOL

American Senior High...four-year letter winner...named first-team All-State and first-team All-Dade senior year...Class 6A Player of the Year...Miami Herald Boy's Basketball Player of the Year...averaged 25.2 points, 12 rebounds, 2.5 assists, 2 steals, and 6 blocks as a senior...led team to District 13-6A Playoffs...was the leading scorer in Dade County...team MVP as a junior and

senior...once blocked 16 shots in one game against Palm Beach Lakes High School...finalist for Miami Herald's Scholar Athlete of the Year...coached by Jimmie Jones.

PERSONAL

Full name is James Andrew Jones...born October 4, 1980 in Miami, FL...nicknamed J.R....is undecided on his major...member of the National Honor Society...enjoys fishing, bowling, and skiing...uncle is

Ricky Gutierrez of the Houston Astros...aunt Lisa Jones played basketball at the University of Miami from 1988-90...son of Earl and Jennifer J. Harris.

6-8, 211
Freshman
Forward
Hialeah, FL

In The Paint

Favorite Athlete:

Houston Astros short-stop Ricky Gutierrez

Favorite Sports Team:

Milwaukee Bucks

Favorite Movie:

Saving Private Ryan

Favorite TV Show:

Steve Harvey

Favorite Actor:

Chris Tucker

Favorite Book:

20,000 Leagues Under the Sea

Favorite Music:

Rap

Favorite Meal:

Spaghetti

Advice To Young Children Playing Basketball:

Know the things that you want and pursue them to the fullest

Most Prized Possession:

My photos of my little sisters

If I Were Not Playing Basketball at Miami I would be:

Attending college on an academic scholarship

Most Memorable Moment:

Winning the District 13-6A championship during my junior year of high school

First Impression of Miami:

It is an up and coming program

Favorite Leisure Time Activity:

Fishing, playing cards, bowling and skiing

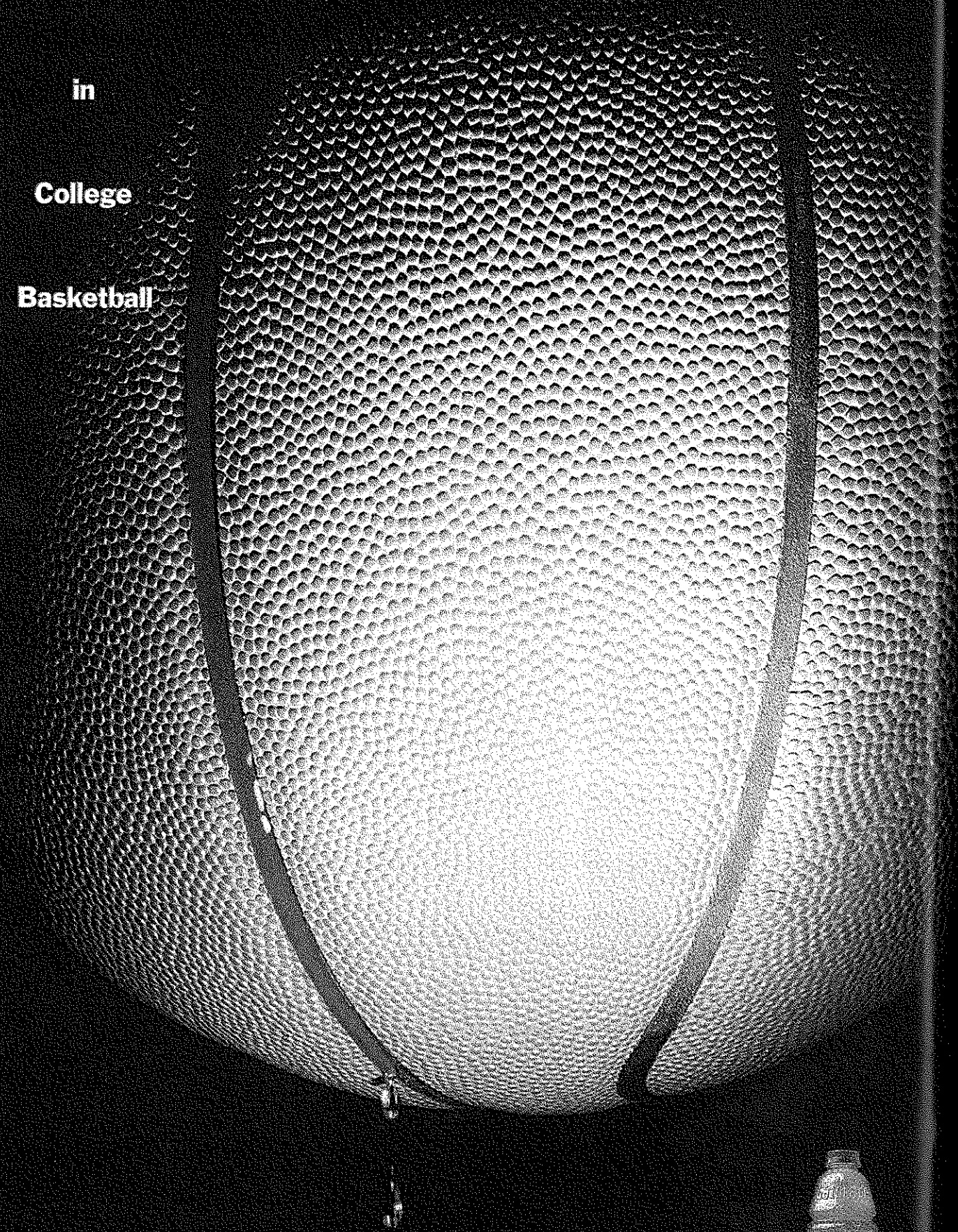
The Biggest Influence In My Life Has Been:

My mother



Jones with Ed Gillis, Director of Admissions


It's
in
College
Basketball



is *it* in you?




HOOPS
FOR THE
NEXT
MILLENNIUM



University of Miami

37

University of Miami





Founded in 1925 as a "Pan-American University" the University of Miami is the largest independent teaching and research university in the Southeast. The Coral Gables campus, located ten miles from Miami in Miami-Dade county, is the site of most of the University's undergraduate and graduate programs. The University also operates a medical center in downtown Miami, a world-renowned marine and atmospheric science school on Virginia Key in Biscayne Bay, and a bio-medical research and development center on its South Campus.

Meanwhile, the university proximity to Latin American and the Caribbean make the institution an ideal educational option for university-age students from South America and the Caribbean.

Enrollment

Total enrollment for the 1998-99 academic year was 13,422 students. Of that number, 8,016 were undergraduate students, 3,111 were graduate students, and 1,920 were professional students. In addition, international freshman applications reached an all-time high of 1,020 that year. Of that total, 528 students or 52 percent were admitted. During the 1997-98 academic year, the University awarded 1,654 bachelor's, 1,201 master's, 409 J.D.'s, 138 M.D.'s, 116 Ph.D.'s, and 20 other doctorates.



New Freshmen Rankings

Two-thirds of the new freshmen class graduated in the top fifth of their high school class.


Racial/Ethnic Distribution

28% of the total student population of the University is of Hispanic descent.

International Students

The University continues to attract able students from South Florida, as well as from other parts of the nation and around the world. It was one of the country's first universities to have an organized international recruitment program. The University of Miami has sent representatives worldwide to seek qualified students since the 1970s.

University of Miami



These students represent 110 foreign countries, the 509 states, three territories, and the District of Columbia.

Honors


Approximately 1,544 students participate in the Honors Program at the University of Miami. The University has 53 academic honors societies, including Phi Beta Kappa.

Volume of Research

The research and education areas of the School of Medicine produced excellent results during the 1997-98 academic year. The medical school's research enterprise attracted \$135 million in new


awards in 1997-98, an increase of 12 percent from the previous year. Moreover, the medical faculty received more than 1,000 research grants—1,042 to be exact—a 13 percent increase.

The School of Medicine also has a longstanding commitment to community service. The School of Medicine has




won three out of six Health Care Heroes Awards from the Greater Miami Chamber of Commerce. Medical students were also cited for their volunteer efforts in a variety of programs such as the Mobile Pediatric Clinic, which was named the community's top program for helping children in Miami-Dade county's underserved areas.

Research and sponsored program expenditures totaled \$161.2 million for fiscal year 1998. Grant and contract revenues totaled \$231.4 million (check which fiscal year.) According to the National Science Foundation, the University of Miami was ranked 39th of all universities and 17th of private universities in expenditures of federal funds for research and development (FY 96.)



University of Miami



Development

During fiscal year 1998 contributions reached a record-breaking \$80.3 million, ranking the University 19th among private research universities.

A World Class Student Body

Enrollment at the University of Miami continues to experience tremendous growth. Applications for the freshman class during 1997-98 reached 11,445—the highest freshman class enrollment figures in the University's history.

The student body has also become more diverse. White, non-Hispanic students

account for 54 percent of the incoming freshmen class in 1998-99. Hispanics accounted for 28 percent, African-Americans for 11 percent, while Asian students accounted for 7 percent of the new freshmen class that year.



Women accounted for approximately 54 percent of the new freshmen class that year,



about 54 percent of all undergraduates and 47 percent of the graduate and professional students.

Competitive research and sponsored program expenditures were also at an all-time high, weighing at \$161.2 million. Philanthropic dollars to the university were also up at \$80.3 million. Due to this generous support and an extended bull market, the University's endowment at the end of fiscal year 1998 was \$418 million, a 20 percent increase from the previous year.


Education outside the traditional classroom is an important part of student life at University of Miami. The University has more than 45



programs offered in 21 countries on a full academic year, semester, or summer basis.

Research

The University of Miami's research and sponsored program expenditures totaled \$161.2 million for fiscal year 1998. Grant and contract revenues totaled \$231.4 million fiscal year 1998. According to the National Science



Foundation, the University of Miami ranked 39th of all universities and 17th of private universities in expenditures of federal funds for research and development (FY 96).

The budget for 1998-99 is \$857 million, with \$474 million projected for the medical campus. At the end of the fiscal year 1998 the endowment was \$421 million.


Distinguished Alumni



Gloria Estefan, Class of '78



Roy Firestone, Class of '75



Jerry Herman, Class '53



Bruce Hornsby, Class '77



Patricia Ireland, Class '75

- **Roy Black, '70:** A criminal defense attorney whose famed cases include the William Kennedy Smith trial in 1991 and sportscaster Marv Albert.
- **Gloria Estefan, '78:** Entertainer and producer. Her music is widely known and includes several No. 1 singles, such as "Conga" and "Rhythm is Gonna Get You." Her song "Reach" was the official theme song of the 1996 Summer Olympics.
- **Roy Firestone, '75:** He hosted his own successful TV talkshow "Up Close" on ESPN and now hosts several prime time specials each year on the national cable network. Sports Illustrated has called him "The best interviewer in the business."
- **Sandy Freedman, '65:** The first woman mayor of Tampa, Florida.
- **Jerry Herman, '53:** He has become one of the most successful composer/lyricists in the history of Broadway. Among his best known works are Milk and Honey, Hello Dolly!, Mame, Mack and Mable, Dear World, and La Cage Aux Folles. He has been honored by his peers with two Tony Awards, a Variety Poll Award, and two Grammy Awards.
- **Bruce Hornsby, '77:** He is a singer and musician. Bruce Hornsby and the Range were the 1987 recipients of the Grammy Award for Best New Artists. His band continues to produce hit music.
- **Patricia Ireland '75:** President of the National Organization for Women.
- **Suzy Kolber, '86:** She is a reporter for Fox Sports. She previously worked as an anchor and reporter on ESPN and ESPN2. She co-hosted the inaugural Extreme Games on ESPN and ESPN 2 in 1995. She also won a local Sports Emmy in 1988 for sportscast production at WTVJ in Miami.
- **Dawnn Lewis, '82:** Former star on the hit comedy "A Different World." In 1988, she won a People's Choice Award and now stars on "Hangin' with Mr. Cooper."
- **Alex Penelas, '85:** As the current executive mayor of Miami-Dade County, Penelas exercises authority over a \$4.1 billion budget. In 1990, at age 29, he became the youngest person ever elected to Metro-Dade County Commission.
- **Alfred O'Hara, '54:** Former space shuttle launch director, who participated in the Apollo, Skylab, and the Apollo-Soyuz launches. He won NASA's Exceptional Service Medal in 1969.
- **Eddie Rodriguez, '77:** He is the creative director and CEO of Wilke-Rodriguez, a men's designer sportswear company he co-founded in 1987. The company has grown today into a multimillion-dollar clothing line with stores around the world.
- **Al Rosen, '48:** He is a former president and general manager of the Houston Astros and has been president of the New York Yankees and San Francisco Giants.
- **Jon Secada, '83:** He is one of the most popular entertainers in the world. His debut album sold more than four million copies. He received a Grammy Award in 1993.
- **Lari White, '88:** One of the most successful country singers of her generation, she has worked as a staff songwriter for Ronnie Milsap's publishing company and a backup singer for Rodney Crowell before coming out with her debut album "Lead Me Not." She was nominated Top New Female Vocalist in 1994 by the Academy of Country Music.



Suzy Kolber, Class of '86



Dawnn Lewis, Class of '82



Alex Penelas, Class of '85



Jon Secada, Class of '83



Lari White, Class of '88

Athletic Administration



Edward T. Foote II President University of Miami

Edward T. "Ted" Foote II became the fourth president of the University of Miami in 1981.

After graduating from Yale University in 1959, President Foote served three years as an officer in the U.S. Marine Corps. In the early 1960s, he was a journalist for the Washington Star and, while in law school, was a general assignment reporter for the Washington Daily News and later was the assistant to the chair of the Pennsylvania Avenue Commission in Washington, D.C.

Following graduation from the Georgetown University Law Center in 1966, President Foote practiced trial, appellate, and labor law at Bryan, Cave, McPheeters & McRoberts in St. Louis, Missouri.

In 1970, President Foote became vice-chancellor, general counsel, and secretary to the Board of Trustees at Washington University in St. Louis. He then served from 1973-1980 as dean of the Washington University School of Law, where he taught constitutional law and legal ethics. In 1980-1981, President Foote was special advisor to the chancellor and Board of Trustees at Washington University. During this time he also chaired two federal court-appointed citizens' committees that helped design and implement desegregation plans for schools in greater St. Louis.

Upon his arrival at the University of Miami in 1981, President Foote introduced corporate-style strategic planning, leading to reducing the number of students while increasing the number of faculty. Approximately three-quarters of the current faculty have been hired during his tenure. Under President Foote's direction, high quality teaching is a top priority and the University's research productivity has expanded dramatically. The University attracted \$161.2 million in research and sponsored program support for FY1998. In the most recent National Science Foundation report of federal research and development expenditures, the University is ranked 40th in the nation and 16th among private universities with medical schools.

The University of Miami is the largest, most comprehensive, private research university in the Southeast. Under President Foote's leadership, the University has added the School of Architecture, the School of Communication, and the School of International Studies, bringing the total number of schools and colleges to 14, and established the Dante B. Fasel North-South Center. He also launched an ambitious \$400 million five-year fundraising campaign, at the time the second largest capi-

tal campaign in the history of higher education. The campaign ended in 1990 with \$517.5 million in commitments, including endowments for 45 chairs in various academic disciplines.

The University's fund-raising success continues. Giving by alumni, friends, and organizations reached a record \$80.3 million in FY1998, representing the top year in private giving in the history of the institution.

President Foote also introduced the residential college concept at the University of Miami to enhance the undergraduate experience. Following a tradition established at universities in England and at a handful of institutions in the United States, each residential college is directed by a master and faculty fellows. They are tenured senior faculty members who live at the college and are actively involved in planning a series of academic, social, and recreational programs for resident students.


President Foote serves on the Board of Directors of Ryder System, Inc., and has been active in a number of educational and civic organizations. He has served on the Board of Directors and on the Executive Committee of the American Council on Education in Washington, D.C., and is a member of the Council on Foreign Relations.

President Foote is founding chair of The Miami Coalition for a Safe and Drug-Free Community, an internationally recognized, broad-based community organization committed to reducing problems associated with illegal drugs. The Coalition has served as a model for community-based anti-drug groups in more than 600 cities and over 70 countries. Additionally, in 1994, he was chair of the Public Policy Panel on Preventing Substance Abuse for Join Together, an organization that serves as a national resource for communities battling substance abuse.

In 1992, President Foote served on the President's Drug Advisory Council Steering Committee, for the creation of the Community Anti-Drug Coalitions of America (CADCA). He is currently on the Board of Directors of CADCA.

In 1997, City of Miami Mayor Joe Carollo and the city commissioners appointed President Foote as co-chair of the Blue Ribbon Task Force on City Administration. The task force made a number of recommendations to improve the operations of the city.

In 1998, President Foote helped establish the Alliance for Ethical Government, a community group organized to address the issue of integrity in local government. He co-chairs the Alliance with Carlos A. Saladrigas, chief executive officer of ADP TotalSource, and Thelma V. A. Gibson, civic activist.



Paul Dee Athletic Director

Paul Dee was named the University of Miami Director of Athletics on June 25, 1993. Dee had served as vice president and general counsel for the University since 1981, building a reputation among his peers for his strong leadership, integrity, fairness and ability to get along with people.

Dee is committed to gender equity. Under his leadership the number of scholarships for women has more than doubled. Dee is also committed to the construction of the Ryder Center, a campus multi-purpose facility.

In his first six years as athletic director, Dee was active in the NCAA and the BIG EAST Conference. Presently, he is a member of the Executive Committee of the Conference and serves as chair of the BIG EAST Football Conference.

Dee believes intensifying fund raising efforts and developing stronger interest in women's sports are vital to ensuring the future success of the Hurricane program.

Before joining the University, Dee was with the Miami law firm of Merston, Sawyer, Johnston, Dunwoody & Cole and was a law clerk for Chief U.S. District Judge Charles Fulton in Miami. He received his bachelor of arts degree from the University of Florida in 1970 and his master's of education and juris doctor degrees with honors from the University of Miami in 1973 and 1977, respectively.

Dee was Athletic Director at Glades Central High School in Belle Glade, Florida from 1971-74.

Dee was raised in West Palm Beach. His wife of 28 years, Elizabeth, passed away last March after a two year battle with cancer. Dee has a son, Terrance, who is now at NYU Law School's program in taxation. Terrance is a graduate of Harvard and the University of Miami Law School.

Athletic Administration



Craig Angelos
Senior Associate
Athletic Director


Craig Angelos is in his sixth year with the University of Miami Athletic Department. Serving as the Senior Associate Athletic Director, Angelos supervises all 14 Olympic sports, which include Men's and Women's Crew, Women's Golf, Women's Soccer, Men's and Women's Swimming & Diving, Men's & Women's Tennis, Men's and Women's Track and Cross-Country. He also oversees the Departments of Academic Support Services, Equipment, Event Management, Operations and Travel, Sports Information, Sports Medicine, and Strength and Conditioning.

Angelos began his tenure at Miami as the Assistant Athletic Director for Compliance, establishing a state of the art compliance program. After successfully guiding the department through an NCAA investigation he was elevated to Associate Athletic Director for Internal Operations.

Prior to his arrival at Miami, Angelos worked as a legislative assistant at the NCAA for three years, interpreting the Association's rules and regulations at their Overland Park, Kansas headquarters. Before joining the NCAA he worked for a law firm in Los Angeles, after playing one year of professional baseball in the Italian Baseball League in Udine, Italy.

A native of Salt Lake City, Utah, Angelos graduated with his bachelors degree from Brigham Young University, where he was a starting first baseman on the varsity baseball team. He later earned his Juris Doctor's degree from Creighton University School of Law.

Angelos and his wife Kristin have four children, Alayna (10), Alexis (7), Abigail (4) and Austin (2).



Wayne Roberts
Chief Financial Officer

Wayne Roberts enters his fourth year as the Chief Financial Officer for the University of Miami's Athletic Department. In that capacity, Roberts manages the athletic budget while overseeing the operations of facilities and the ticket office. Prior to joining the athletic department, he spent twelve years in the University's controller's office.

A graduate of East Tennessee State University, Roberts earned his accounting degree in 1972 and is a certified public accountant.

Roberts resides in Pembroke Pines with his wife, Beverley.




Patrick F. Nero
Associate Athletic
Director of External
Operations

Patrick Nero enters his fourth year at the University of Miami as the Associate Athletic Director for External Operations. In that capacity, Nero oversees marketing, promotions, ticket sales, athletic development as well as special events. Nero first came to the University as the Assistant Athletic Director for Major Gifts in 1996. He has spearheaded the Ryder Center Campaign that has raised \$28 million to date and directs the Golden Cane program for annual athletic scholarship funding.

Nero was a 1987 graduate of Providence College and spent five years there as the Director of Athletic Development before moving on to Lamar University to serve as the Assistant Athletic Director for External Operations.

Prior to coming to UM, Nero spent two years at Marquette University as the Assistant Athletic Director for Advancement. During his stay there he established the athletic fundraising office.

Nero resides in Coconut Grove with his wife Jennifer.



Roger Bell
Associate Athletic
Director for Community
Relations/Life Skills
Coordinator

Roger Bell enters his third year as the Associate Athletic Director for Community Relations at the University of Miami. In his current position, Bell is responsible for promoting Hurricane Athletics to the public with programs that benefit the community and the University of Miami's Athletic Department. Those programs have included "Join a Team, Not a Gang" sponsored by the Metro-Dade police and Florida Power and Light as well as student-athlete appearances to local schools to promote education and the anti-drug campaign, "Just Say No."

In addition to his community relations duties, Bell is in his first year as Life Skills Coordinator at Miami. In that capacity he supervises programs that help the personal, career and community service development of Miami student-athletes.

Bell has been a member of the Hurricane family since 1991 when he was appointed Assistant Director of the Academic Support Program for student-athletes. In that capacity Bell monitored student-athlete's academic progress and was active in career planning and placement.

A native of Chicago, Ill., Bell graduated from Morehouse College in 1972 with a bachelor of arts in Education before moving on to the University of Miami to complete a masters of science degree in Educational Leadership in 1989. Bell also holds memberships in numerous professional associations including the National Association of Athletic Advisors for Athletics and has earned distinction by being named as one of 500 Role Models of Excellence.

Bell and his wife, Denise, have two children, Raja and Tombi.



Connie Nickel
Assistant Athletic
Director for Events/
Senior Women's
Administrator

Connie Nickel enters her 13th year as a member of the University of Miami Athletic Department. Serving in the capacity of Assistant Athletic Director for Events, Nickel oversees the production of all home athletic contests and championships. She is also responsible for the scheduling of football as well as men's and women's basketball home games. Since joining the University as an intern in 1987, Nickel has served as the Director of Events and Assistant Director of Events. She was appointed Senior Women's Administrator in 1998.

A native of Bay City, MI, Nickel graduated from the University of Michigan in 1982 with a degree in Business Administration. She earned a masters degree in Sports Administration from St. Thomas University in 1987.

Prior to coming to South Florida, Nickel worked for A.C. Nielsen in Northbrook, IL, from 1982-85 as a market research associate. She currently serves as an adjunct professor at St. Thomas University teaching graduate Sport Administration classes.

Active in the community, Nickel volunteers at Jackson Memorial Hospital in the pediatric unit.



Dr. Clyde McCoy
Faculty Athletic
Representative

Clyde McCoy, Ph.D. has served the University of Miami in various capacities for 25 years. One of his current roles at UM is faculty athletic representative.

In this role, Dr. McCoy is responsible for ensuring academic integrity, facilitating institutional control of intercollegiate athletics and enhancing the student-athlete experience, as well as representing the University to the NCAA.

As the faculty representative, Dr. McCoy has established drug education, and testing and treatment programs which serve as a model for colleges and universities throughout the United States. Dr. McCoy has also served on BIG EAST and NCAA committees.

Upon his arrival to the University, Dr. McCoy began a career in research, teaching and administration.

He presently serves as Director of the University of Miami Comprehensive Drug Research Center and Health Services Research Center, and is chairperson of the School of Medicine's Department of Epidemiology and Public Health.

His work in the early detection of breast cancer has become a national model. He has been responsible for more than 50 research projects covering a broad span of epidemiology, substance abuse, cancer, HIV-AIDS, health planning, and health services.

Athletic Administration



Leigh Husband
Academic Advisor

The University of Miami, one of the nation's finest institutions of higher education, shows an unparalleled dedication to academics. While Miami's athletic successes are well documented, the University's commitment to academics is second to none. Hurricane athletes have a wealth of resources and programs available to them as they work towards earning their degrees.

In striving to meet the challenges facing the student-athlete in today's complex society, the University of Miami Athletic Department along with UM's Developmental Services Center has established a unique academic support program that serves to enhance the life of the student-athlete.

Consistent with this commitment, the athletic department has established the Center For Academic Needs and Educational Support (CANES). This office's goal is to provide the support services necessary to facilitate the graduation of student-athletes.

To achieve this goal CANES strives to: graduate all student-athletes by the end of their eligibility; protect and promote the integrity of the University; comply with all rules and regulations of the University and the NCAA; and maintain the athletic eligibility of every student-athlete.

Leigh Husband, Coordinator of Academic Advising, serves as the contact for men's basketball and is in her second year with the team. Prior to arriving in Coral Gables in January 1998, Husband served in a similar capacity at Marquette University since 1994. She earned a Bachelor of Science degree in Secondary Education from the University of Vermont in 1991, before earning a Master of Science degree in College Student Personnel Administration at Indiana University in 1993.

Husband monitors the academic progress of the men's basketball team year-round and coordinates all tutoring sessions and team study hall. She is also responsible for each player's class scheduling.

An Outstanding Graduation Rate

The recent results of UM's Academic Program have been very impressive. The overall graduation rate exceeds 60% and the rate of the Hurricane basketball program has been at or near 100% since the rebirth of the program in 1985.

In head coach Leonard Hamilton's 10 seasons at Miami, every senior has earned his degree or is playing professional basketball.

Tutoring Program

In 1995, the athletic department's tutor training program received national certification from the College Reading and Learning Association. The program, which provides academic tutors to all Hurricane student-athletes, is one of only a small number of athletic programs in the country to be awarded CRLA certification.

Miami's tutor training program was introduced to insure that the tutors used by the athletic department are properly trained and advised on how to maintain a beneficial and proper relationship with the student-athletes. The program is designed to provide 10 hours of training in tutor orientation, communication skills, and teaching skills. In addition, tutors must complete 25 hours of tutoring experience.

CANES recruits and trains 20-30 tutors who are available for individual and group assistance upon request. The tutors

are usually juniors, seniors or graduate students who have outstanding academic backgrounds. Tutors must have above a 3.0 grade point average, an A in the class they will be tutoring, and a letter of recommendation from a professor.

The Life Skills Program

The University of Miami has instituted a Life Skills Program to help prepare student-athletes for the challenges of life after athletics. The program originally instituted by the NCAA in 1994, focuses on five commitments viewed as critical to personal growth: academic excellence; athletic excellence; personal development; community service; and career development.

Personal Development

The personal development of student-athletes is a fundamental component of CANES. The Center facilitates the skills necessary for the student-athlete to make decisions that will positively impact their life, and encourages an attitude of dedication to both academics and sports. Issues that impact the athletes life such as drugs,

finances, nutrition, sex, relationships, and career goals are addressed.

Career Development

Every year Miami student-athletes participate in a career fair, designed specifically for them, that allows them to network and possibly obtain a job. Professionals from the Miami area discuss various areas like: their profession, educational background, the importance of a solid education, and the potential for growth within certain fields. Small businesses, law firms, modeling agencies, and the FBI are among the diverse organizations who participate in the fair.

Academic Captains

Each athletic team selects an academic captain to serve as a liaison to the CANES office. The captains help teams set grade point average goals and motivate team members to strive for success in the classroom. Chosen by their respective coaches, the captains also meet with the different colleges on campus to discuss common concerns.

Academic Excellence

Academic Services Mission Statement

The Academic Services Staff of the University of Miami Athletic Department is committed to providing the academic support services necessary to facilitate the graduation of student-athletes and the nurturing skills to promote the development of responsible, well rounded individuals.

The Colleges and Schools

The School of Architecture, founded in 1983, offers a wide range of professionally accredited undergraduate and graduate degrees with specialization in suburb and town design, computing and research. The school's faculty and students, headed by Dean Elizabeth Plater-Zyberk, has earned numerous honors and accolades for its excellence in design. Fall 1998 enrollment: 284.

The College of Arts and Sciences, founded in 1926, encompasses most of the disciplines which constitute the liberal arts. It comprises 17 academic departments and there are approximately 450 distinct majors that are available to undergraduates in the college. The college employs approximately 300 full-time faculty, some of which are internationally recognized members. Fall 1998 enrollment: 3,639.

The School of Business Administration, founded in 1929, is accredited by the American Assembly of Collegiate Schools of Business. The nine departments of the School offer 21

undergraduate and graduate-level degree programs. It is also one of the first schools in the nation to offer a graduate-level management program in Spanish to Latin American business executives. Fall enrollment: 2,920.

The School of Communication, founded in 1985, is one of the fastest growing schools at the University. Major programs of study include public relations, motion pictures and broadcast journalism, as well as photography, advertising, and graphic design. It also houses a broad range of student facilities and activities such as a cable television station and a student-run FM radio station, an award-winning twice weekly newspaper, and a nationally recognized debate team. Fall enrollment: 1,021.

The School of Continuing Studies, founded in 1974, serves as an outreach arm for the university. The school promotes the research and teaching of the faculty by marketing the resources of the University locally, regionally, nationally,

and internationally. The school offers certificate, undergraduate, and graduate degree programs for non-traditional adult students such as those in the corporate community, international students, or gifted high school students. Fall enrollment: 394.

The School of Education, founded in 1929, houses the department of teaching and learning, educational and psychological studies, and exercise and sport sciences. Undergraduate majors and minors are available in elementary, secondary, special, and music education. There are also disciplines such as exercise physiology and teaching English to speakers of other languages (TESOL). All teacher education courses are approved by the State of Florida and are accredited by the National Council for Accreditation of Teacher Education. Fall enrollment: 546.

The College of Engineering, founded in 1947, is one of the largest schools of its kind in a private institution of higher learning.

The college's most distinctive feature of the college is the interdisciplinary courses of study, is the result of the college's associations with several areas of the University such as biomedical engineering, which involves a partnership with the School of Medicine, and ocean engineering, which has a partnership with the Rosenstiel School. Student enrollment for the Fall 1998: 901.

The School of International Studies, founded in 1983, concentrates on the analysis of contemporary world affairs from an interdisciplinary perspective. Degree programs combine core offerings in international relations, methodology, and international economics with regional or functional specialization. Student enrollment for the fall 1998 term was 138.

The School of Law, founded in 1928, offers graduate programs in comparative law, inter-American law, international law, ocean and coastal law, taxation, estate planning, and real property development. The Law library

is considered a leading legal research library with state-of-the-art research tools and journals. Student enrollment for fall 1998: 1,294.

The Rosenstiel School of Marine and Atmospheric Science, founded in 1969, has grown from humble beginnings to being one of the nation's leading institutions for oceanographic research and education today. The school offers curricula in applied marine physics, marine affairs, marine and atmospheric chemistry, marine biology and fisheries, marine geology and geophysics, and meteorology and physical oceanography. Student enrollment for Fall 1998 term: 160.

The School of Music, founded in 1926, is one of the largest schools of its kind in a private institution and one of the most comprehensive in all of higher learning. The school offers many bachelor's and master's programs. The school's facilities include the Maurice Gusman Concert Hall and the L. Austin Weeks Center for Recording and

Performance, which contains the Victor E. Clarke Recital Hall, among other facilities. Student enrollment for the fall 1998 term: 724.

The School of Nursing, founded in 1968, housed one of the first collegiate nursing programs in South Florida. The school, which has demonstrated a commitment to academic excellence, has an emphasis on transcultural nursing, which recognizes an individual's unique health benefits and practices, and is a leader in the development of innovative primary care nursing practice models which have led to national international recognition. Student enrollment for the fall 1998 term: 313.


Academic Support Staff



Tomas Jimenez
Asst. AD Academics



Roger Bell
Associate Athletic Director for
Community Relations/Life Skills
Coordinator



David Wyman
Assistant Director of Academic
Services



Allison Aparicio
Academic Advisor



Lourdes Jara
Staff Associate

Experience

1998: Coordinator of Academic Advising, University of Miami
1994-98: Coordinator of Academic Support and Student Programs, Marquette University
1993: Mentor, Lynn University
1993-94: Resident Director, Lynn University
1992-93: Athletic Academic Advising Intern, Indiana University

Education

1993: Master of Science in College Student Personnel Administration, Indiana University
1991: Bachelor of Science in Secondary Education, University of Vermont

Personal

Name: Leigh Meredith Husband
Hometown: Brightwaters, Long Island, New York
Born: August 25, 1969 in Plattsburgh, NY
Marital Status: Married to Jamie Husband

Academic Excellence





Compliance

Important Information From the University of Miami Compliance Office

Dear Prospective Student-Athlete:

As a prospective student-athlete, you may have the athletic potential to play college basketball at the Division I-A level. If so, you probably will be exposed to an enormous amount of recruitment activities from universities across the country. Throughout the recruitment process, coaches will reference various NCAA rules and regulations. The rules are designed for various reasons. The most important of which are to ease the pressures on prospective student-athletes and to level the playing field so that all universities operate within the same guidelines.

During the recruiting process you may have the following questions:

- When and how often can I visit an institutions campus?
- When, where and how often can a coach telephone me?
- How many times can a coach observe me in practice and/or competition?
- What academic criteria must I meet to be eligible to play Division I-A college football?

The answers to these questions and more can be obtained from the University of Miami compliance office or the NCAA by requesting the NCAA Guide for the College-Bound Student-Athlete. The guide may be provided to a prospective student-athlete at any time. The guide addresses issues related to Divisions I, II and III academic eligibility, financial aid, recruitment and more. To receive a copy of the guide call the NCAA Hotline at 1-800-638-3731 or request it from the University of Miami coach who is recruiting you.

Please remember that since violations of NCAA rules during your recruitment could jeopardize your athletic eligibility, it is important for you and your parents to be informed and to ask questions throughout the recruiting process.

Best of luck and GO CANES!

Sincerely,

Penni Key
Assistant Athletic Director for Compliance

A Division I institution may provide you with the following printed materials:

- General correspondence, including letters, U.S. Postal Service postcards and institutional note cards;
- Game programs which may not include posters, and one Student-Athlete Handbook;
- NCAA educational information;
- Pre-enrollment information subsequent to signing a National Letter of Intent with the university;
- One athletic publication (e.g., media guide or recruiting brochure);
- Official academic, admissions and student services publications published or videotapes produced by the institution and available to all students;
- Schedule and business cards;
- Questionnaires which may be provided prior to your junior year; and
- Camp brochures which may be provided prior to your junior year.

Compliance

Office of Athletic Compliance

Penni Key is in her second year as the Assistant Athletic Director for Compliance at the University of Miami. Key, her assistant, Jessica Reo, and staff associate Eli Kalafatis form one of the nation's most comprehensive compliance departments. They work closely with the Hurricane athletic department to ensure full compliance with institutional, BIG EAST and NCAA rules and regulations.



Penni Key
Assistant Athletic Director for Compliance



Jessica Reo
Coordinator for Monitoring and Documentation



Eli Kalafatis
Staff Associate

F.A.Q.'s

Who is a Prospective Student-Athlete (Prospect)?

You are a prospect if you have started classes for the ninth grade. Before the ninth grade, you may become a prospect if a university provides you (or your family or friends) any financial aid or other benefit that is not usually provided to prospective student-athletes.

How do I know if I'm being recruited?

A coach is recruiting you if they try to convince you directly, or through your family, to attend their school and participate in intercollegiate athletics. There are several ways to be recruited: (1) a coach may provide you with an official paid visit to view the campus, (2) a coach may arrange an in-person, off-campus meeting with you (or your family), or (3) a coach or staff member may call you (or your family) on more than one occasion for the purpose of recruitment.

Coaches and authorized institutional staff members are the only individuals who may recruit you. Representatives of athletic interests (boosters) may not call, write or make in-person contact with you anywhere for the purpose of recruiting you to a university and participating in athletics.

When can a coach contact me?

Off Campus Contact: A coach can arrange a face-to-face meeting, off the University's campus, with you beginning July 1st following the completion of your junior year in high school.

Telephone Calls: In the sport of basketball, a coach may call a prospect once during your junior year of high school on or after June 21st. In addition, only three telephone calls to a prospect (or the prospect's parents or guardian) may be made during the month of July following the the prospect's junior year in high school with no more than one telephone call per week; thereafter, staff members shall not make such telephone calls more than once per week.

For all other sports, coaches may initiate telephone contact with prospects after July 1st following completion of your junior year. You may call a coach at your own expense at any time. However, unless it is after July 1st following your junior year, the coach may not return your call. Generally, a coach may only call you (or your parents or legal guardians) once a week, however unlimited phone calls are permitted under the following circumstances: (1) during the five days before your official visit, (2) on the initial date for signing the National Letter of Intent and the two days following and (3) on the day of a coach's off-campus contact with you.

Letters: Letters and recruiting information may be sent to you starting September 1st at the beginning of your junior year in high school.

What is a Contact?

A contact is any face-to-face encounter between a prospect or the prospect's parent(s) or legal guardian and an institutional staff member or athletic representative during which any dialogue occurs in excess of an exchange of a greeting. **NOTE:** At the Division I level, athletic representatives (boosters) may not contact you for the purpose of recruiting.

What can a school offer me to attend their University?

You (or your family) may not receive any benefit, inducement or arrangements such as cash, clothing, cars, gifts or loans to encourage you to sign a National Letter of Intent or to attend a NCAA school.

A University may offer you a one-year scholarship that covers room and board, tuition


and fees, and required course-related books, or any part of these. The institution can recommend that this aid is renewed each year, as is the general practice at the University of Miami but this renewal is not guaranteed. In addition, they can offer you quality academic and medical support, as well as the opportunity to compete for one of the nation's top programs.


What can I do during this process?

Enjoy your high school years—work hard both in the classroom and in your sport. At the beginning of your junior year, sign up for the NCAA Clearing House. Your high school guidance office can provide you with the information to register.

Who can I contact with questions?

Call the NCAA at (317) 917-6222 with questions regarding eligibility requirements and recruiting.





Bill Cowgill
Assistant Trainer

The number one priority of the athletic department at the University of Miami is a commitment to its student-athletes both on and off the court. This commitment is constantly reinforced with the medical attention that is available to Hurricane student-athletes. UM's newly renovated and expanded training room, located

in the Hecht Athletic Center, contains the most modern equipment available.

Computerized testing and a wide range of aerobic conditioning equipment is available to help design individual rehabilitation programs and help reduce the risk of re-injury. The training room also con-

tains a state-of-the-art Biodex machine to aid athletes in their rehabilitation.

The University has assembled one of the finest medical staffs in the country. Team physician and orthopaedic surgeon Dr. John Uribe heads a team which includes 15 medical doctors who serve as consultants, five full-time trainers and 10 student-trainers.

Uribe, regarded as one of the finest physicians in the southeast, is the assistant physician for the Miami Dolphins and the Florida Marlins. Additionally, he and Dr. Keith Hechtman, another member of UM's medical team, serve as team physicians for

Top-Notch Medical Staff

both Florida International University and St. Thomas University. Hechtman, who specializes in orthopaedics, accompanied the Hurricanes on their exhibition tour of Israel in August of 1995.

Hurricane athletes enjoy the luxury of having one of the nation's finest sports medicine facilities located right on campus. HealthSouth Doctors' Hospital features a full service health-care center specializing in sports medicine. The clinic provides preventative care, physicals, injury evaluations, special testing and referral to specialists. HealthSouth Doctors' Hospital possesses some of the most high-tech equipment in the nation and is available to treat Hurricane athletes.

The hospital includes a health and fitness center where they provide a wide range of services including nutrition counseling and cardiac rehabilitation all done with the exercise physiology department led by Dr. Jack Young, a member of UM's medical team.

Uribe and his colleagues at the sports medicine center are recognized as some of the finest in the field of sports medicine. Patients are often flown in throughout the east coast to be treated at HealthSouth Doctors' Hospital. Many doctors also fly in to

learn sports medicine procedures and techniques from the hospital staff.

With all this medical expertise and equipment available to them, Hurricane athletes are among the best cared for in the nation.

Assistant trainer Bill Cowgill, in his first season with the Hurricane medical staff, works and travels with the Miami men's basketball team on a daily basis. Cowgill, who received his master's degree from the University of Arkansas in 1997, joins the University of Miami staff after spending the last two seasons at Notre Dame University where worked extensively with the women's basketball program, men's and women's track teams as well as football.

Prior to his stint with Notre Dame, Cowgill spent two seasons as a graduate assistant at the University of Arkansas. Additionally, Cowgill worked as an assistant athletic trainer at St. Joseph's College (IN) from September 1994 to August 1995, was a student trainer at Ball State University from January 1992 to May 1994, and interned for the Indianapolis Colts during the 1993 season.

Cowgill earned his bachelor's degree from Ball State University in 1994.

EXPERIENCE

7/99-present Assistant Athletic Trainer, University of Miami
8/97-7/99 Assistant Athletic Trainer, Notre Dame University
8/95-897 Graduate Assistant Athletic Trainer, University of Arkansas
9/94-7/95 Assistant Athletic Trainer, St. Joseph's College (IN)
1/92-5/94 Student Athletic Trainer, Ball State University
7/93-8/93 Student Intern, Indianapolis Colts

EDUCATION

May 1997 Master's of Education in Sports Administration, University of Arkansas
May 1994 Bachelor of Science in Athletic Training, Ball State University

PERSONAL

Name: Bill E. Cowgill
Age: 30
Born: December 2, 1970 in East Chicago, IN

Athletic Trainers and Medical Staff



John Uribe, MD
Physician & Orthopedic Surgeon



Keith Hechtman, M.D.
Orthopedics

Not Pictured: Jack Young, M.D.



Scott McGonagle
Head Athletic Trainer



Mark Bonnstetter, M.S./A.T.C.
Asst. Athletic Trainer



Kysha Harriall, M.S./A.T.C.
Asst. Athletic Trainer



K. Danielle Henry, M.S./A.T.C.
Asst. Athletic Trainer



Dave McCune, M.S./A.T.C.
Asst. Athletic Trainer

Strength Training with the Best

At the University of Miami winners are made on and off the court. Just as important as the final numbers that read on the scoreboard, are the results achieved in the Hurricanes' weight room. It is this firm belief that has made Miami one of the nation's up and coming programs.

The Strength and Conditioning program operates under the guidance of head strength coach Tommy Moffitt. Moffitt enters his second season at the Miami. Moffitt came to Coral Gables after spending four years as the top assistant at the University of Tennessee. Prior to his stint at Tennessee, Moffitt was a former national Strength and Conditioning Coach of the Year while serving seven seasons at Curtis High School in River Ridge, LA.

Moffitt is noted for his enthusiastic approach to weight training and for devel-

oping year-round sports specific programs for each student-athlete. Together with his staff of full time assistants: Rob Phillips, Mike Gibbons and Kevin Tolbert, Hurricane student-athletes are given personalized instruction and tools to reach their full physical potential.

The goal of the Hurricane Strength and Conditioning program is to minimize risk and enhance all physical parameters, including strength, speed, power, flexibility and cardiovascular endurance.


The results of the strength program are obvious as the Hurricanes enter the 1999-2000 season stronger and healthier than ever before. Conditioning will be crucial as the Hurricanes face some of the nation's best athletes in the always grueling BIG EAST Conference.

The 5,500 square foot Hurricane weight room is adjacent to the Hurricanes' prac-

tice facility and is located within the Hecht Athletic Center. Totally refurbished in 1995 with a complete line of weights and muscle-specific machines, the Hurricane weight room is complete with a rubberized floor surface, stereo sound system, cooled water fountains and full-length mirrored walls.

Entering the 1999-2000 season, UM student-athletes will have the use of the newly constructed state-of-the-art track on the Cobb Stadium for Soccer, Track & Field on which to work on all facets of speed training.

Working directly with the Hurricane men's basketball program is assistant strength coach Kevin Tolbert. Tolbert, entering his second season with the Hurricanes, came to Miami after spending 10 years as a general manager and personal trainer at Mainline Health & Fitness. Prior to that Tolbert worked as the Head



Kevin Tolbert
Assistant Strength Coach

Trainer/Conditioning Specialist at Ken Leistner's Training. While their Tolbert directed the overall strength and conditioning of numerous athletes including Detroit Lions line-backer Stephen Boyd, New York Jets running back Lou D'Agostino and 1996 Olympic Gold Medalist in the 400-hurdles Derrick Adkins. Additionally, Tolbert spent the last two seasons as a volunteer strength and conditioning coach for the Philadelphia Eagles.

Committed to the health and development of his play-

ers, Leonard Hamilton has long been one of the most progressive basketball coaches in the country with regards to strength and conditioning. It is his belief that strength and conditioning is every bit as important as scrimmaging and watching film. Along with Tolbert, Hamilton will evaluate the strength and conditioning program by how the Hurricanes are doing in March because just as basketball skills must improve as the BIG EAST and NCAA Tournament come around, so must the conditioning of their players.

Strength and Conditioning Staff



Tom Moffitt
Head Strength Coach



Rob Phillips
Assistant Strength Coach

Not Pictured: Mike Gibbons, Assistant Strength Coach

EXPERIENCE

1998- Asst. Strength and Conditioning Coach, University of Miami
1996-1997 Volunteer Strength and Conditioning Coach, Philadelphia Eagles
1988-1998 General Manager/Personal Trainer, MainLine Health Fitness
1986-1988 Head Trainer/Conditioning Specialist, Ken Leistner's Training Center
1981-1986 Naval Officer/Assistant Football Coach, United States Navy

CERTIFICATION

1998 CPR
1990 MedX Cervical Extension
1990 MedX Lumbar Extension

EDUCATION

1981 B.S. in Physical Science, United States Naval Academy

PERSONAL

Name: Kevin Chenault Tolbert
Age: 41
Born: September 11, 1958 in St. Albans, NY
Wife: The former Margaret Folk
Children: Kaitlin (9), Courtney (7), Matthew (5)

UM Student-Athletes are Active in the Community

Join-A-Team, Not-A-Gang

The University of Miami is a center for excellence in South Florida. It is committed to providing opportunities to students who can achieve success at the highest levels. Student-athletes at UM excel not only in the classroom and on the playing field but also in the Miami community.



While the athletic achievements of these students are well known, the community service accomplishments of student-athletes is noteworthy. The Hurricanes volunteered more than 1,000 hours of community service in the South Florida area during the 1997-98 school year, a figure just as impressive as the totals posted on the playing field.

Through a myriad of activities ranging from speaking at local schools to the "Join a Team, Not a Gang" program, Hurricane student-athletes have taken the time to make a difference in the lives of young people.

Recognizing their positions as role models and community leaders, University of Miami student-athletes are extremely active in assisting with the development of the South Florida area. Despite their very busy class and practice schedules these athletes make a difference in the community, willingly giving of their time. Highlights of last year's community service activities include:

Campus Pals

The National Association of Collegiate Athletic Directors (NACDA) has

This program is sponsored by the Metro-Dade Police Department, Florida Power & Light, and the University of Miami Athletic Department. Its purpose is to encourage area youths to seek positive alternatives to gangs. Once a week selected junior high students are given a tour of the University of Miami athletic facilities by a Hurricane cheerleader. During the visit the kids attend a football or basketball practice and receive a "goodie" bag. This year marks the tenth that the University of Miami has participated in this rewarding program. In addition to the weekly visits the Miami Hurricanes host "Join-A-Team, Not-A-Gang" nights at football, men's basketball, women's basketball, and baseball games, where the Miami-Dade Police department brings over 500 children to a Hurricane home game.

Future 'Canes Program

The program exposed at-risk youth, disabled persons and disadvantaged children to a university atmosphere and Hurricane events. Throughout the year, more than 20,000 tickets to UM football, men's basketball, women's basketball and baseball games were distributed to deserving organizations in Dade and Broward County.

Providing Smiles & Hope

The 'Canes also visited cancer patients at area hospitals and spoke to school children on such topics as nutrition, self-esteem, motivation, goal setting, staying in school, saying no to drugs, anti-smoking and crime prevention. Annual campaigns include Red Ribbon Week, FunDay, and U-Read-M Day.

teamed with Big Brothers/Big Sisters of America to create this dynamic new program on college campuses across the United States. Campus Pals will match teams of two college students with a child for relationships of two semesters in length. The college students learn mentoring skills and the importance of giving back to the community through specialized mentor and campus programming. Some of the activities include: Kick-off Celebration, holiday Party, Campus Pals Night at a basketball game, Museum visit, Bowl for Kid's Sake, and a Sports Skill Clinic.

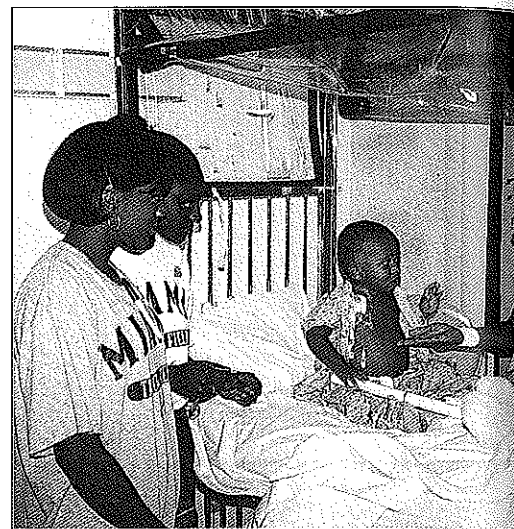
Giving Back to Miami

During the year Hurricane players make numerous personal appearances including project DARE (Drug Abuse Resistance Education), Big Brothers/Big Sisters, food drives and hospital visits. UM athletes give their time to area churches, schools, community groups and other South Florida non-profit organizations.

To schedule an appearance by a University of Miami student-athlete, contact Roger Bell, Assistant Athletic Director for Community Relations at (305) 284-4609.

Nike Future 'Canes Program

The Hurricanes are dedicated to providing the opportunity for community organizations to attend Hurricane games. The Nike Future Canes Program is designed to expose at-risk youth, disabled persons and disadvantaged children to a Hurricane athletic event. Through the generous contributions of several UM corporate partners thousand of South Florida's children are able to attend a UM game. We would like to thank the following corporate partners for making the Nike Future Canes Program possible: South Florida Nissan Dealers, Ryder System, Coca-



Cola, First National Bank of South Miami, Gatorade, AT&T Wireless services, and Nike. Throughout the year more than 20,000 tickets to UM football, men's basketball, women's basketball, and baseball games were distributed to deserving organizations in Dade & Broward County.

Read to Win Program

The University of Miami Athletic Department and Riverside Elementary School have joined forces to offer a supplemental program to the overall Success Reading Program. The "Read to Win" program is specifically for elementary school children and focuses on the relationship between good learning skills and success as a student-athlete. The "Read to Win" program is specifically for Riverside Elementary School (the program will be run on a pilot basis for its first year with only one school). The area of focus for the program is two-fold. The first part will be 30-minute classroom visits by University of Miami student-athletes. The student-athletes will read a story and then lead a discussion on predetermined topics such as team work, the importance of good

study habits, how to succeed in school, etc. The second part is a reading challenge - incentive program - to encourage children to read. Classroom teachers will track the number of books read by each child via a reading log and record the number of books by the entire class on a reading scoreboard.

Red Ribbon Week


Student-Athletes at the University of Miami are extremely active during Red Ribbon Week in South Florida. In addition to making numerous appearances at Dade County schools and local organizations to educate children on the importance of staying drug free, they also tied red ribbons around campus and the surrounding community in an effort to promote anti-drug awareness.

19 Years of National Honors & Titles

- **June 19, 1999:** The University of Miami baseball team wins its third national title with a 6-5 win over Florida State at the College World Series.
- **June 5, 1999:** Senior Yolanda McCray wins the NCAA title in the 100-meter hurdles. The victory is the fourth by a Hurricane in the last seven years.
- **May 3, 1999:** The University of Miami women's track team wins the BIG EAST Outdoor title for the second consecutive season. Head coach Amy Deem and her staff are named the Coaching Staff of the Year. Yolanda McCray is named the BIG EAST Most Outstanding Track Athlete.
- **March 27, 1999:** Rio Ramirez is named the NCAA Diver of the Year for the second consecutive season after winning national championships in the 1-meter springboard and the 10-meter platform. Randy Ableman is named the NCAA Diving Coach of the Year for the eighth time.
- **March 20, 1999:** Jenny Keim is named the NCAA Diver of the Year after winning national championship in the 3-meter springboard at the NCAA Swimming and Diving Championships.
- **March 7, 1999:** The University of Miami men's basketball team receives its second consecutive NCAA Tournament berth and is named the No. 2 seed in the East Region.
- **March 2, 1998:** Forward Tim James is named BIG EAST Co-Player of the Year, guard Johnny Hensley is named the BIG EAST Most Improved Player and head coach Leonard Hamilton is named BIG EAST Coach of the Year for the second time.
- **May 3, 1998:** The University of Miami women's track team wins the BIG EAST Outdoor title for the first time.
- **March 29, 1998:** Randy Ableman is named NCAA Diving Coach of the Year for the seventh time while Rio Ramirez is named NCAA Diver of the Year following the NCAA Swimming and Diving Championships in Auburn, AL.
- **March 14, 1998:** Davian Clarke wins his second NCAA Track title with a first-place finish in the 400-meters at the NCAA Indoor Track and Field Championships in Indianapolis, IN.
- **March 13, 1998:** Miami's men's basketball team competes in the NCAA Tournament for the first time since 1960.
- **May 25, 1997:** Head Baseball Coach Jim Morris becomes the first coach in NCAA history to lead a team to the College World Series in each of his first four years at a program.
- **April 10, 1997:** Miami's men's tennis team upsets 11th-ranked Notre Dame to win its fourth BIG EAST title in the last five years. Head Coach Rodney Harmon is named the BIG EAST Coach of the Year for the second consecutive year.
- **March 31, 1997:** Head Diving Coach Randy Ableman is named the NCAA Diving Coach of the Year and junior Tyce Routson is named the NCAA Diver of the Year at the 1997 Men's Swimming and Diving Championships. The Hurricanes boast individual championships in all three diving events as Routson (3-meter and platform) and Rio Ramirez (1-meter) take home first-place finishes.
- **February 8, 1997:** Michael Russell wins the Rolex National Intercollegiate Indoor Tennis Championship, the third leg of the ITA Collegiate Grand Slam. Russell becomes the first freshman to win the men's championship since 1986.
- **June 1, 1996:** Sophomore Davian Clarke wins the NCAA title in the 400-meters, becoming the first men's track athlete in school history to become an NCAA National Champion.
- **March 29-31, 1996:** Sophomores Bryan Gillooly (10-meter platform) and Chris Mantilla (3-meter springboard) win at the NCAA Championships. Gillooly is Diver of the Year while Randy Ableman is named National Diving Coach of the Year for the fifth time in eight years.
- **June 3, 1995:** Gillian Russell claims her fifth career national championship when she wins her third consecutive 100-meter outdoor hurdles title at the NCAA Championships.
- **April 23, 1995:** The women's tennis team continues its dominance of the BIG EAST with its fourth straight Conference Championship.
- **March 25, 1995:** Freshman Tyce Routson wins the diving national title in the 10-meter platform event at the NCAA Championships. Randy Ableman is named National Diving Coach of the Year.
- **March 10, 1995:** Gillian Russell becomes a national champion for the fourth time, winning her second 55-meter indoor hurdles title at the NAAs.
- **March 9, 1995:** Leonard Hamilton is named BIG EAST Coach of the Year. He also earned National Coach of the Year honors by the UPI.
- **March 6, 1995:** UM President Edward T. Foote II and Ryder System, Inc. Chairman, President and CEO Anthony Burns announce that Ryder System, Inc. will commit approximately \$9 million to the development of the Ryder Center, an on-campus, multipurpose facility. The gift is among the top 10 in the history of the University.
- **December 1, 1995:** Defensive tackle Warren Sapp becomes Miami's first winner of the Lombardi Award.
- **June 4, 1994:** Gillian Russell captures her third national championship when she successfully defends her title in the 100-meter high hurdles at the NCAA Outdoor Championships. Gillian's time of 12.97 is the second-fastest in the world in 1994.
- **March 24, 1994:** Diver Cheri Gil becomes the national title in the one-meter springboard competition at the NCAA Championships.
- **June 5, 1993:** Gillian Russell captures the national title in the 100-meter high hurdles at the NCAA Outdoor Championships in New Orleans.
- **March 27, 1993:** Diver Dean Panaro wins his third and fourth national titles, capturing the three- and one-meter diving titles at the NCAA Championships.
- **March 8, 1993:** The Miami women's basketball team defeats Providence, 77-56, for its second straight BIG EAST Championship.
- **January 2, 1993:** The Miami men's basketball team defeats Georgetown, 60-69 at the Miami Arena, for its first win over a top-10 ranked team since the reinstatement of the program.
- **December 12, 1992:** Quarterback Gino Torretta becomes the second UM player to win the Heisman Trophy. Torretta went on to become the most-honored football player in college history.
- **April 4, 1992:** Frances Savage is named a women's basketball All-American. Ferne Labati is named WBCA National Division I Coach of the Year.
- **March 14, 1992:** Miami sprinter Gillian Russell becomes the first UM athlete to win a national championship in track, winning the 55-meter indoor hurdles at the NCAA meet.
- **March 1, 1992:** The women's basketball team ends its first season in the BIG EAST Conference with a perfect 18-0 record. It marked the first time in the league's 10-year history that a men's or women's team had gone undefeated.
- **January 14, 1992:** The men's basketball team wins its first BIG EAST game with a 45-42 victory over St. John's in the Miami Arena.
- **January 1, 1992:** The football team wins its fourth national title in nine years with a 22-0 win over Nebraska in the Orange Bowl.
- **April 5, 1991:** UM men's tennis player Conny Falk defeats the No. 1-ranked player in the country and moves into the top spot at the end of the month.
- **February 5, 1991:** UM joins seven other schools as a charter member of the new BIG EAST Football Conference.
- **December 5, 1990:** Defensive tackle Russell Maryland becomes the first Miami player to win the prestigious Outland Trophy, recognizing the nation's best lineman.
- **October 22, 1990:** Ron Fraser is appointed head coach of the 1992 USA Olympic baseball team.
- **October 10, 1990:** Miami officially accepts a bid to become the tenth member of the BIG EAST Conference.
- **January 1, 1990:** Under first-year head coach Dennis Erickson, the Hurricanes beat Alabama, 33-25, in the Sugar Bowl to claim their third national title in seven years.
- **March 15, 1989:** The women's basketball team advances to the NCAA Tournament for the first time.
- **September 1988:** Two Hurricane student-athletes earn medals in the Seoul Olympic Games: Mike Fiore, a gold in baseball, and Wendy Williams, a bronze in diving.
- **June 1988:** UM golfer Tracy Kerdyk is named the Golfware Amateur Player of the Year, the Heisman trophy of women's golf.
- **May 25, 1988:** Baseball team sets NCAA record with its 16th consecutive NCAA regional appearance.
- **January 1, 1988:** UM defeats Oklahoma in the 54th Orange Bowl Classic to gain the undisputed national championship in football and complete its first 12-0 season.
- **May 23, 1987:** Andrew Burrow becomes the first UM player to win the NCAA men's singles championship since Pancho Segura (1943-45).
- **December 6, 1986:** Quarterback Vinny Testaverde receives the Heisman Trophy, the first 'Cane to win college football's most coveted award.
- **May 23, 1986:** Ronni Reis and Lise Gregory win the NCAA doubles title in women's tennis.
- **November 22, 1985:** After a 14-year hiatus, men's basketball returns to UM under head coach Bill Foster and beats The Citadel, 85-77.
- **June 11, 1985:** Hurricane baseball team defeats Texas to capture the College World Series.
- **May 26, 1984:** UM women's golf team wins its fifth national team title at Tarpon Springs.
- **January 2, 1984:** In one of the most thrilling bowl games of all time, Miami upsets Nebraska in the Orange Bowl to win its first national title.
- **May 28, 1983:** Penny Hammel captures the NCAA individual championship in women's golf.
- **June 12, 1982:** Baseball team defeats Wichita State to clinch its first College World Series.
- **March 24, 1980:** Hurricane diver Greg Louganis, who would go on to win golds in the 1984 and 1988 Olympic Games, wins both the one- and three-meter events at the NCAA Championships.

Hurricane Warnings

Traditions are Part of the Fun at Miami



The Hurricanes

It began in controversy. Some reports say that the '27 football team held a meeting to select the nickname Hurricanes, hoping they would sweep away opponents just as the devastating storm did on September 16, 1926. Another version holds that the Miami News columnist Jack Bell asked end Porter Norris in 1926 what the team should be called. Told that local University dignitaries and officials wanted to name the team for a local flora or fauna, Norris said the players wouldn't stand for it and suggested "Hurricanes" since the opening game had been postponed by such a storm. From time to time, opposition has arisen to the name that would "reinforce Miami's negative reputation as a weather-beaten community living constantly under the threat of destruction." But as one UM official rationalized in the 60's, "Does anyone think Chicago is overrun by bears just because the town has a football team by that name?"

The U

In 1973, the UM Athletic Federation commissioned a local public relations expert to develop a distinctive logo.

In color, the left side is orange and the right is green.

School Colors

The school colors were selected in 1926 by a committee of Ruth Bryan Owens (daughter of famed attorney William Jennings Bryan), Harry Provin and Bertha Foster. Owens was a member of the board of regents and taught speech at the University. From her suggestion, the colors of the Florida orange tree were to represent UM - orange for the fruit itself, green for the leaves and white for the blossom.

Sebastian the Ibis

UM's yearbook adopted the name "Ibis" with its inception in 1926, and the local marsh bird was considered UM's first unofficial mascot. In 1958, student John Stormont performed at games in a glued, sewn and pinned together costume that was the forerunner of today's bird. Folklore has it that the Ibis, a symbol of knowledge found in the Everglades and Egypt, is the last sign of wildlife to take shelter before a hurricane and the first to reappear.

Cheerleaders

The cheerleaders perform at all home contests and The BIG EAST Tournament as well as all home and away football games. The squad also provides a valuable public relations function for the University by promoting season ticket sales, participating in recruiting events and appearing at many charity functions. The squad, which has travelled to both Japan and Europe, is under the direction of Coach Dan Reynolds and has been nationally ranked on a consistent basis.

Sunsations

Now in their fourteenth year of entertaining Hurricane fans, the Sunsations dance group is a squad of enthusiastic and talented performers developed specifically for basketball events. They perform at all home basketball and football games. The squad is coached by former member Janine Thompson and has received national recognition.

South Florida is Sports Crazy



Miami may be best known for its lovely climate and beautiful beaches, but in recent years the city has taken its place as one of the world's greatest sports destinations. No matter what the sport, no matter what the time of year, there is never a dull moment. Miami has something for everyone. It is truly a sports fan's paradise.

Hurricanes Began the Trend

Leading the charge is the University of Miami which has set a high standard of excellence beginning with its inaugural football season in 1926. Since 1937 UM has played its home football games at the world famous Orange Bowl. This historic site has played host to 61 New Year's Day Bowl games and countless national championship games, including three of the University of Miami's four titles in 1983, 1987, and 1991. In 1996 the Orange Bowl added the Olympics to its impressive resume as it was one of the soccer venues for the Centennial Olympic Games.

College athletics have set the standard and professional sports are keeping up the tradition. Miami is one of only eight U.S. cities that can boast a professional franchise from each of the four major sports leagues.

A Mecca for Pro Sports

The NFL Miami Dolphins, led by head coach Jimmy Johnson, thrill fans every season at Pro Player Stadium. This sports complex has played host to two Super Bowls. Pro Player Stadium is also the home of the 1997 World Series Champion Florida Marlins.


The NBA Miami Heat, led by head coach Pat Riley and all-star center Alonzo Mourning, and the Miami Hurricanes offer basketball fans fast-paced action during the winter at the Miami Arena. The Heat and Hurricanes spend most of the summer working out together. The NHL Florida Panthers, who advanced to the Stanley Cup finals in just their third year of existence moved into the new National Car Rental Center to start the 1998-99 season. In March of 1994 the University of Miami hosted the NCAA Men's Basketball Tournament East Regional at the Miami Arena. Other events such as professional wrestling and professional world figure skating are often scheduled there.

International Sporting Events

Downtown Miami isn't the only place to catch great sports action. Miami's beaches host an impressive array of sports venues. The Homestead Sports Complex is the host site of the national Olympic baseball trials and on Key Biscayne the International Tennis Center is home to the Lipton Players Championships. Greater Miami and the beaches are also the sight of the Doral-Ryder Open and the Royal Caribbean Classic, two of professional golf's top tournaments, as well as the Miami Grand Prix, one of the premier events on the International Motor Sports Association's circuit.

Greater Miami and the beaches have become a hot bed of sports. Fast-paced Big League action, thrilling championship tournaments and motor sports all combined with spectacular year-round weather make Miami a world-class sports mecca. Even the most demanding sports enthusiasts will find Miami a perfect place.


Shorts in the wintertime? You bet! Located in the subtropics, Miami boasts an average daily temperature of 84 degrees. With three hundred sun-



shine filled days a year, there is never a shortage of time to absorb this beautiful city's natural treasures. Eighty-four miles of Atlantic coastline, wonderfully pristine beaches and more than 670



matic skyscrapers, ultra-modern hotels and international financial district reflect the developing dynamics of Miami's core. Known as one of America's premier international destinations, its dramatic cultural diversity, thriving economy and cosmopolitan flair are apparent throughout its distinctive neighborhoods, which offer a diversity of entertainment.



University of Miami

Winter Wonderland

parks are here to enjoy almost every day of the year. There's no need for winter coats here!

Something for Everyone

If the warm weather and nature are not your scene, don't worry. Miami has something for everyone. Often called the city of the future, Miami's dra-

Perfect Weather for Sports

South Florida's mild climate year-round makes it possible to enjoy outdoor recreational activities every month, and what a choice there is. Everything from golfing on some of the PGA's finest courses to scuba diving on some of the most beautiful reefs in the Atlantic is available in South Florida.

South Florida is one of only eight cities in the U.S. with a pro franchise in each of the four major sports. The NFL's AFC East Miami Dolphins thrill fans every season at Pro Player Stadium. This sports complex hosted the 1995 and 1999 Super Bowls and is home to one of the newest additions to Major League Baseball, the National League's Florida Marlins. At the Miami Arena, the Hurricanes and the National Basketball Association's Miami Heat offer fast-paced action.

The National Hockey League's Florida Panthers play up the road in Broward County in the National Car Rental. Another popular sporting event is the Miami Grand Prix in which many racing enthusiasts from all over the country flock to Miami every year to watch.

Cultural Events All Year


Finally, Miami's tranquility is most visible at its frequent outdoor celebrations and festivals.

Conch fritters, arroz con pollo, soul food and bagels. Salsa, polka, jazz, jig and rumba. Bagpipes, castanets, cowbells and steel drums play the melodies of distinct cultures.

Miami Quick Facts
Average Temperature: 84°
Days of Sunshine: 300
Miles of Beaches: 84

Miami's Got It

So, whether it's shorts or a bathing suit, Miami's got the special weather all year long for you to enjoy your favorite pastimes!



Not a month passes that the people of this wonderful city are not celebrating their cultural and ethnic diversity. Whether it's a reggae fest, Little Havana's Calle Ocho, the Sunstreet Festival or a film and book festival, it all happens here.


Shopping Extravaganza

Now if shopping is your thing, bring your wallet and a good pair of walking shoes because the weather is the only thing better than the shopping in Miami.

From flamboyant to the hip to the tailored, Greater Miami and the Beaches deserves an Oscar for best drama. From Aventura Mall with its more than 200 stores in the northeast corner of the county all the way to Dadeland Mall with more than 175 specialty shops, there are neighborhood shopping areas stretched along causeways, tucked around unexpected corners and plunked on city blocks just a few hundred feet shy of major thoroughfares. It's a shopper's Eden.



Miami is sunbats in December and warm breezes in March. The ocean. Palm trees swaying. The beaches. Bright sunshine and blue skies. A




late-night moon that glows brighter than ever. It's a way of life in the tropical heart of the United States. It's a pride in the city, it's sunsets and salty air. With limitless outdoor activities and international flavor, Miami welcomes all to its shores. You'll find a special place in the sun with a lifestyle as vibrant and endless as the neighboring ocean.

Coconut Grove has Fun Nearby

Just a short ten minute drive from the University campus, lies one of Miami's original pioneer settlements, Coconut Grove, which has

Tropical Paradise

Coral Gables. Founded by George Merrick almost 75 years ago, this "City Beautiful" hosts hemispheric headquarters for many multinational corporations. The city's central boulevard is the famed Miracle Mile. It is here where residents and students enjoy some of the region's



ings and hotels host international restaurants, open-air cafes and trendy nightclubs. Throughout this Atlantic coastline community, the restaurants feature a traditional South Florida favorite,


stone crabs, and also turn out succulent rack of lamb, spicy international favorites and richly sauced pasta dishes.

In the past few years, images of "SoBe" (the SoHo of the south as South Beach is often called) have filled fashion magazines, films, and television shows from all over the world. International crews can be found filming throughout Greater Miami from dawn until dusk.

Such films as "True Lies", "Ace Ventura, Pet Detective", "The Specialist", "Drop Zone" and "The Perez Family" were filmed here, in addition to "Fair Game", "The Substitute", "Striptease", "Up Close and Personal", "Blood and Wine" and "There's Something About Mary". You just never know who you'll run into on South Beach.

Coral Gables is the "City Beautiful"

The University of Miami campus is located in beautiful



finest boutiques, gourmet restaurants and art galleries. In addition to its urban amenities, Coral Gables is distinguished by its natural terrain. Gracing 83 acres of the area's prime land is Fairchild Tropic Gardens, one of the largest tropical gardens in the continental United States. To


the north lies the Venetian Pool. Often called the world's most beautiful swimming lagoon, it is surrounded by caves, cascading waterfalls and natural arched bridges.

Key Biscayne Offers Natural Fun


Once a coconut plantation, Key Biscayne maintains a natural beauty rare for an area in such close proximity to an urban center. The allure of this subtropical island lies in its

beaches, distinctive accommodations and recreational diversions. The sweeping curve of Rickenbacker Causeway, the Key's link to the mainland, cradles Hobie Beach, a popular public playground for windsurfers.


Over Bear Cut Bridge lies Key Biscayne itself, a haven for sports enthusiasts and sun worshippers. Three miles of sandy



beaches, one of the country's finest public 18-hole golf courses and courts holding world-class tennis tournaments like the Lipton, symbols of the island's first-class resort status, are located in the 500-acre Crandon Park area.




Athletic Facilities



Mark Light Stadium

Completed in 1977, and refurbished with natural grass for the first time in 1994, "The Light" has been the home of the 1982, 1985 and 1999 NCAA College World Series Champions. One of the nation's most complete facilities, MLS has a seating capacity of 5,000.




Norman Whitten Student Union Pool

Located in the heart of UM's campus, has been home to 34 National Title Winners and 28 Olympians, including three-time National Champion and five-time World Champion diver Greg Louganis.




Greentree Practice Fields

The practice home of the 1983, '87, '89 and '91 national football champions underwent a \$2 million renovation during the summer and includes three full length prescription athletic turf fields. Lights were also installed to allow for evening practices.




Ronald W. Shane Watersports Center

On Indian Creek, a three-mile sheltered body of water that is wide enough for six boats in the heart of Miami Beach. The Watersports Center, which is used exclusively for rowing-related activities, was dedicated in October of 1993 and has 4,200 square feet of storage space for shells.



Knight Sports Complex


Completed in 1985, this building houses practice courts, locker rooms and coaching offices for the Miami basketball programs. The Knight Sports Complex was refurbished with a new permanent playing surface in the spring of 1994.



George A. Smathers Wellness Center


This state-of-the-art recreation and fitness facility opened in January 1996. Located next to the Hecht-Stanford residential colleges, the Wellness Center provides students a variety of activities and services, including a fitness room; aerobics classes; indoor track; gymnasium with basketball, volleyball and badminton courts; racquetball and squash courts; indoor pool, spa, and sauna.

Athletic Facilities




Cobb Stadium for Soccer, Track and Field

Through a major gift from Ambassador and Mrs. Charles E. Cobb and the Cobb family, Cobb Stadium for Soccer, Track and Field opened in the spring of 1999. The project included the reconstruction and expansion of the University track and the construction of a new soccer field to accommodate the University's new soccer program. The facility includes seating for five hundred persons.




The Miami Arena

Is the home of Miami Basketball. A state-of-the-art structure, the 15,388 seat Arena houses the basketball Hurricanes and the NBA's Miami Heat. Located in downtown Miami near the beautiful Biscayne Bay, the Arena is a 15-minute Metrorail ride from the Coral Gables campus.




Hecht Athletic Center

Dedicated in 1979, the Hecht Athletic Center houses all the administrative offices within the University of Miami athletic program.




Orange Bowl

Dedicated on December 10, 1937 the Orange Bowl serves as the home of the University of Miami football team. The facility has a seating capacity of 72,319 and has played host to five Super Bowls and numerous collegiate bowl games. Since 1970, when the collegiate national champion was first selected after the completion of the bowl games, the Orange Bowl Classic has hosted 11 games that decided the national title. Until the 1996 season when the OBC moved to Pro Player Stadium, Orange Bowl Stadium had hosted eight of the previous 11 national championship games, including University of Miami titles in 1983, 1987 and 1991.



Neil Schiff Tennis Center

Dedicated in 1987, the home of Miami tennis is one of the top five facilities in the country. With 16 courts and seating for 1,000 spectators, the facility hosts many of the nation's top amateur events, including the International Junior Orange Bowl Tournament, ITCA Women's Rolex Qualifier and Big East Tennis Championships.



Athletic Department Expansion

Proposed expansion of the Hecht Athletic Center includes upgrading the weight room, training facilities, coaches' offices and team meeting room.

The RYDER Center

"The RYDER Center will be a tremendous boost and guarantee us continued success."

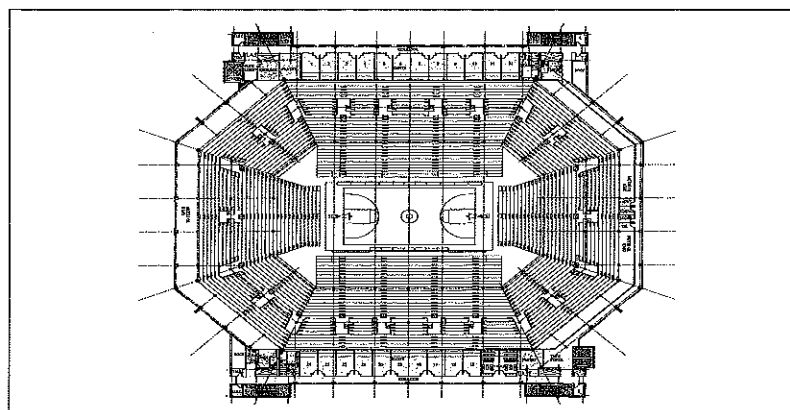

—Leonard Hamilton

RYDER Center Facts

Cost: \$36 Million
Location: 1 Dauer Drive;
Across from the
University Metro Rail

Square Footage: 184,000 sq. ft.
Seating Capacity: Designed for up to
9,200 permanent
seats, 24 executive
suits

Amenities: Administrative
offices for Men's and
Women's Basketball,
Carpeted locker
rooms, Banquet
rooms, Private Suites
and Convention space



March 6, 1995. That date will go down as one of the biggest days in University of Miami basketball history and the Hurricanes didn't play a game. That was the day University of Miami President Edward T. Foote II and M. Anthony Burns, Chairman, President and Chief Executive Officer of Ryder System, Inc. announced that Ryder System, Inc. had committed approximately \$9 million to the development of The RYDER Center, an on campus, multipurpose facility that will become the

home of University of Miami basketball. The commitment from Ryder System, Inc. was one of the top 10 gifts in the history of the University and enabled Miami to move forward and begin planning for additional fundraising, and design and construction for the facility. Many basketball experts feel a new on-campus facility is all Miami needs to turn the rising Hurricane program into one of the finest in the nation. The RYDER Center will accommodate 9,200 fans giving Miami the fifth largest on-

The Ryder Center

campus facility in the BIG EAST behind only Syracuse-33,000; West Virginia-14,000; Notre Dame-11,418; and Connecticut-10,027.

On August 5, 1998 the University of Miami received another generous gift as Dr. Edward and Joanne Dauer, Mrs. Reva Dauer and Mr. and Mrs. Roger Dauer donated \$2 million towards the construction of The RYDER Center. Two weeks later the University of Miami entered into a 10-year partnership with First Union Corp. in which the corporation became the official bank sponsor of the University of Miami Athletic Department. The partnership included a \$1.2 million commitment toward the construction of the University's on-campus facility.

In September of 1999, The RYDER Center came one step closer to fruition as the University began demolition of the student apartments located on the corner of Dickinson Drive (West) and Walsh Avenue, the future site of the multipurpose facility.

The Hurricanes are currently one of the few major Division I athletic programs in the nation that plays both basketball and football games off campus. The state-of-the-art RYDER Center will be built on the commercial side of campus, convenient to the Metro Rail, UM's new parking garage, student residences and current athletic facilities.

Many University events are currently held outdoors or

off campus. The RYDER Center will provide the University of Miami and the South Florida Community with new opportunities to present major indoor events while upgrading the current facilities to improve the quality of education for students.

Heading up the major design effort are two outstanding national firms with Ellerbe Becket, Inc. of Kansas City, MO handling design, and Spilliss Candela & Partners, Inc. of Coral Gables handling architecture. The RYDER Center design is scheduled to be completed by May 1999.

"Having a company like Ryder make such a wonderful commitment to our University and program shows the amount of support there is for the University and its athletic department," said head men's basketball coach Leonard Hamilton. "The RYDER Center will be a tremendous boost and guarantee us continued success. We are happy to have a home on campus and appreciate the support of Ryder and everyone who will make this possible."

When completed, The RYDER Center will become the focal point of the UM athletic department and the surrounding community providing an abundance of opportunities, ranging from academic and athletic to campus and community. The list of possible events includes: NCAA Division I men's and women's basketball games, area high school basketball champi-

onships, commencement, orientation, convocation, lectures, conferences, theatrical productions, student government activities, alumni social events, class reunions, employment fairs and career days, cultural events and town meetings.

"The close relationship between Ryder and the University of Miami goes back many years. As we look ahead, the RYDER Center will be a reminder of the relationship between our two organi-

zations, but Ryder's support represents much more," said Burns. "The RYDER Center will be the largest such facility in South Dade. Beyond its obvious contribution to the University's athletic program, the Center will be used for a variety of campus activities and conferences, and will also provide the community with a much-needed facility for a variety of other purposes." Thanks in part to the tremendous efforts of campaign chair R. Ray Goode, committee chair Ed Williamson, along with Edward Dauer and the rest of the Ryder Center Committee, the Hurricanes have raised over 70 percent of the campaign's goal of \$36 million.

What they are saying about The RYDER Center

"We are grateful for this splendid gift. A campus convocation center has been a dream here for a long time. Ryder's generosity brings that dream much closer to reality. On behalf of the University, I express my deep appreciation to Tony Burns, one of our Trustees, and our other friends at Ryder."

—Edward T. Foote II, University of Miami President

"Ryder has given the University and its athletic department a tremendous boost with this generous gift, and we are extremely grateful. It enables us to begin development of The RYDER Center. As we go forward, we are going to need the help and support of our fans, alumni and boosters."

—Paul Dee, University of Miami Athletic Director

"I think it is terrific that Ryder is supporting Miami basketball. Leonard Hamilton and the Miami administration have done a great job of raising the level of the basketball program. Obviously, this announcement will help the Hurricanes reach even greater heights."

—Michael Tringhesi, Commissioner of The BIG EAST Conference

"Having a company like Ryder make such a wonderful commitment to our University and program shows the amount of support there is for the University and its athletic department. The RYDER Center will be a tremendous boost and guarantee us continued success. We are happy to have a home on campus and appreciate the support of Ryder and everyone who will make this possible."

—Leonard Hamilton, Head Men's Basketball Coach at the University of Miami

"The RYDER Center is the last piece of the puzzle we need to make Miami basketball among the best in the nation. We thank Ryder because it is with their generous support combined with the unending efforts of President Foote, the UM administration and Paul Dee that our dream of a state-of-the-art, on-campus facility has come true."

—Ferne Labati, Head Women's Basketball Coach at the University of Miami

"I am delighted and excited to be involved with the Campaign for RYDER Center. It seems that everyone we speak with about the project is energized and ready to assist us in building this Center. We will be working with many wonderful friends of the University family who are focused on making this a reality."

—Ed Williamson, Vice Chairman for the Campaign for Ryder Center

"The RYDER Center will have a great impact on the future of the University of Miami. Its completion will provide a facility to be used by both campus and community groups, and will contribute to the future success of the athletic program."

—Dr. Edward Dauer, University of Miami Board of Trustees

"We at First Union are happy to extend our involvement with the University of Miami's nationally renowned athletic program for another 10 years. We have had a long-standing relationship with the program that goes back many years, and it is our honor to continue that support. We hope that this commitment to the University and our community will help further the achievements of many five student athletes who participate in UM athletics."

—Carlos Migoya, First Union Bank Dade/Monroe President



In September, the University of Miami began demolition of the old student apartments on the corner of Walsh Avenue and Dickinson Drive, the future site of the \$36 million RYDER CENTER.



For the 12th consecutive year the Miami Hurricanes will call the Miami Arena home. This beautiful \$56 million facility, which was the site of the 1994 NCAA Tournament East Regional, contains 15,508 fully upholstered seats for college basketball and 16 luxury boxes. The Miami Arena hosts approximately 150

Miami Arena

Managed and Operated by Leisure
Management International
701 Arena Blvd., Miami, FL 33136-4102
(305) 530-4400 (Switchboard)

President, Rob Franklin
Vice President, Betty Segui
Director of Operations, Rose Bernal
Marketing Manager, Melissa Fronstin
Event Manager, Brian Babin



Miami Arena

There's No Place Like Home 'Canes Play in NBA Arena

events annually and has welcomed more than 10 million spectators since opening in 1988.

Where the Stars Take Center Court

In addition to serving as host for UM men's basketball games, the Miami Arena is also host to the NBA's Miami Heat.

Hurricanes Enjoy Home Advantage


During their previous eleven seasons in the Miami Arena, the Hurricanes have compiled a 107-58 record. Included among the 107 wins are victories over defending national champion and No. 16-ranked Kansas in January of 1989, an 11-point victory over 10th-ranked Georgetown in January of 1993, a win over 13th-ranked Georgetown in

February of 1995, a victory over 11th-ranked Syracuse, the eventual NCAA Tournament runner-up, in January of 1996 and a 76-67 win over 8th-ranked Connecticut in 1998. The resounding victory over the Huskies in 1998 marked the highest-ranked opponent the 'Canes have defeated at the Miami Arena since the rebirth of the program.

Miami's 33-12 record in

the Arena against BIG EAST foes since 1994 ranks third in the conference behind Connecticut and Villanova.

The Miami Arena is truly a community center which genuinely reflects the cultural, economic and civic diversity of South Florida. In addition to professional and collegiate sports, the Arena frequently hosts major concerts and family shows from Gloria Estefan to Disney On Ice.



Miami Arena

Top 15 Home Attendance

Att	Opponent	Site	Result	Score	Date
15,147	Connecticut	Miami Arena	L	70-68 (OT)	1/20/99
11,263	Connecticut	Miami Arena	L	75-67	3/4/95
11,051	Ohio State	National Car Rental Center	W	72-64	12/27/98
10,896	Georgetown	Miami Arena	L	75-58	2/15/92
10,497	Rutgers	Miami Arena	W	68-63	2/27/99
10,419	Georgetown	Miami Arena	W	68-65 (OT)	1/18/97
10,231	Connecticut	Miami Arena	L	77-58	1/18/92
8,561	Georgia Tech	Miami Arena	L	69-61	12/27/97
8,247	Connecticut	Miami Arena	W	76-67	1/6/98
8,210	Pittsburgh	Miami Arena	W	85-52	2/23/99
8,031	Georgetown	Miami Arena	W	66-56	12/6/97
7,566	Seton Hall	Miami Arena	W	61-57	2/22/95
6,662	Connecticut	Miami Arena	W	69-46	1/22/97
6,654	Duke	Miami Arena	L	117-102	12/10/88
6,524	Florida State	Convention Hall	W	82-75	3/1/65

Top Home Attendance Since 1985

Att	Opponent	Site	Result	Score	Date
15,147	Connecticut	Miami Arena	L	70-68 (OT)	1/20/99
11,263	Connecticut	Miami Arena	L	75-67	3/4/95
11,051	Ohio State	National Car Rental Center	W	72-64	12/27/98
10,896	Georgetown	Miami Arena	L	75-58	2/15/92
10,497	Rutgers	Miami Arena	W	68-63	2/27/99
10,419	Georgetown	Miami Arena	W	68-65 (OT)	1/18/97
10,231	Connecticut	Miami Arena	L	77-58	1/18/92
8,561	Georgia Tech	Miami Arena	L	69-61	12/27/97
8,247	Connecticut	Miami Arena	W	76-67	1/6/98
8,210	Pittsburgh	Miami Arena	W	85-52	2/23/99
8,031	Georgetown	Miami Arena	W	66-56	12/6/97
7,566	Seton Hall	Miami Arena	W	61-57	2/22/95
6,662	Connecticut	Miami Arena	W	69-46	1/22/97
6,654	Duke	Miami Arena	L	117-102	12/10/88
6,051	Syracuse	Miami Arena	L	68-63	2/29/92

Yearly Home Attendance

Year	Site	Total	Games	Avg	Total	Games	Avg
1985-86	James L. Knight Center	54,544	18	3,030			
1986-87	James L. Knight Center	43,129	17	2,537			
1987-88	James L. Knight Center	41,343	18	2,297			
1988-89	Miami Arena	48,968	17	2,880			
1989-90	Miami Arena	33,505	16	2,094			
1990-91	Miami Arena	33,406	15	2,227			
1991-92	Miami Arena	56,677	14	4,048	46,380	9	5,153
1992-93	Miami Arena	51,262	15	3,417	41,169	9	4,574
1993-94	Miami Arena	38,219	15	2,548	28,154	9	3,128
1994-95	Miami Arena	53,953	15	3,597	43,630	9	4,848
1995-96	Miami Arena	46,150	16	2,884	34,186	9	3,798
1996-97	Miami Arena	60,517	15	4,034	48,093	9	5,344
1997-98	Miami Arena	65,958	14	4,711	47,132	9	5,236
1998-99	Miami Arena	75,560	13	5,812	57,609	9	6,401
Totals		703,191	218	3,226	346,382	72	4,811

BIG EAST Games

Miami's Record at...

Year	Home Site	Home	(Site Total)	Away	Neutral	Total
1985-86	James L. Knight Center	12-6		1-8	1-0	14-14
1986-87	James L. Knight Center	9-8		1-6	5-2	15-16
1987-88	James L. Knight Center	11-7	(32-21)	3-5	3-2	17-14
1988-89	Miami Arena	12-5		2-6	5-1	19-12
1989-90	Miami Arena	11-5		2-8	0-2	13-15
1990-91	Miami Arena	8-7		0-11	1-1	9-19
1991-92	Miami Arena	4-10		0-11	4-3	8-24
1992-93	Miami Arena	10-5		0-10	0-2	10-17
1993-94	Miami Arena	5-10		2-9	0-1	7-20
1994-95	Miami Arena	11-4		4-8	0-1	15-13
1995-96	Miami Arena	12-4		2-8	1-1	15-13
1996-97	Miami Arena	12-3		3-9	1-1	16-13
1997-98	Miami Arena	11-3		7-5	0-2	18-10
1998-99	Miami Arena	11-2	(107-58)	10-3	2-2	23-7
Totals		139-79		37-107	23-21	199-207

Single-Game Collegiate Records

Individual:

Most Points: 58, Danny Ferry (Duke vs. Miami), 12-10-88
Most Field Goals Made: 23, Danny Ferry (Duke vs. Miami), 12-10-88
Most Field Goals Attempted: 30, Greg Sutton (Oral Roberts vs. Miami), 11-28-88
Highest FG% (min. 10 made): .923 (12-13), Eric Brown (Miami vs. Bethune-Cookman), 12-5-88
Most 3-PT FGM: 9, Mike Hargett (George Mason vs. Miami), 11-23-90
Most 3-PT FGA: 15, Byron Coast (Florida A&M vs. Miami), 12-10-94
Highest 3-PT FG% (min. 5 made): .875 (7-8), Tom Kresge (Lafayette vs. Miami), 1-14-91
Most Free Throws Made: 13, Eric Brown (Miami vs. BYU), 2-4-89
Most Free Throws Attempted: 19, Eric Brown (Miami vs. BYU), 2-4-89

Highest FT% (min. 10 made): 1.000 (10-10), Steven Edwards (Miami vs. Villanova), 3-6-93
Most Total Rebounds: 18, Constantin Popa (Miami vs. Seton Hall), 2-23-93
Most Offensive Rebounds: 9, Joe Wylie (Miami vs. George Mason), 11-23-90
Most Defensive Rebounds: 13, Stephen Howard (DePaul vs. Miami), 2-23-91
Most Assists: 14, Michael Gardner (Miami vs. Pittsburgh), 1-23-93
Most Steals: 9, Jerome Scott (Miami vs. Florida International), 3-4-91
Most Blocks: 8, Tim James (Miami vs. West Virginia), 2-6-96
Most Turnovers: 9, Mike Anderson (Barry vs. Miami), 11-23-91
Most Free Throws Made: 34, Georgetown vs. Miami, 2-15-91
Most Free Throws Attempted: 50, Georgetown vs. Miami, 2-15-91
Highest FT% (min. 10 made): .929 (13-14), Davidson vs. Miami, 2-2-91
Most Total Rebounds: 61, Miami vs. Northeastern Illinois, 11-24-95

Team:

Most Points (Game): 117, Duke vs. Miami, 12-10-88
Most Points (Half): 66, New Mexico vs. Miami, 2nd half, 2-1-89
Most Combined Points: 219, Duke 117 Miami 102, 12-10-88
Most Field Goals: 43, Miami vs. Tennessee Tech, 2-8-89
Most Field Goal Attempts: 92, George Mason vs. Miami, 11-23-90
Highest FG%: .672 (41-61), Duke vs. Miami, 12-10-88
Most 3-PT FGM: 13, Syracuse vs. Miami, 12-6-94
Most 3-PT FGA: 31, VCU vs. Miami, 2-9-91
Highest 3-PT FG% (min. 10 made): .632 (12-19), Seton Hall vs. Miami, 3-4-92
Most Free Throws Made: 34, Georgetown vs. Miami, 2-15-91
Most Free Throws Attempted: 50, Georgetown vs. Miami, 2-15-91
Highest FT% (min. 10 made): .929 (13-14), Davidson vs. Miami, 2-2-91
Most Total Rebounds: 61, Miami vs. Northeastern Illinois, 11-24-95

Most Offensive Rebounds: 28, Miami vs. George Mason, 11-23-90
Most Defensive Rebounds: 42, Miami vs. Northeastern Illinois, 11-24-95
Most Assists: 29, Miami vs. Lehigh, 1-9-91
Most Steals: 21, Villanova vs. Miami, 1-25-95
Most Blocked Shots: 17, Miami vs. Hartford, 12-13-96
Most Turnovers: 30, Winthrop vs. Miami, 12-16-95
Most Fouls: 32, Miami vs. Duke, 12-10-88
Margin of Victory: 44, Miami 91 Florida A&M 47, 12-4-93
Fewest Points (Game): 32, Lehigh, 12-30-96
Fewest Points (Half): 12, Miami vs. St. John's, 1st half, 1-14-92
Fewest Combined Points (Game): 87, Miami 45 St. John's 42, 1-14-92
Fewest Combined Points (Half): 26, St. John's 14 Miami 12, 1st half, 1-14-92

Fewest Field Goals Made (Game): 10, Lehigh vs. Miami, 12-30-96
Fewest Field Goals Made (Half): 3, Lehigh vs. Miami, 1st half, 12-30-96
Fewest Field Goal Attempts: 37, Miami vs. Mercer, 2-3-90
Fewest Free Throws Made: 1, VCU vs. Miami, 2-9-91
Fewest Free Throw Attempts: 3, Miami vs. Lafayette, 1-14-91
Fewest Rebounds: 14, Miami vs. Notre Dame, 1-12-91
Fewest Turnovers: 5, Miami vs. Boston College, 2-10-93
Fewest Fouls: 7, Miami vs. South Florida, 2-25-91
Longest Game: 2 OT, Miami vs. St. John's, 2-20-96
2 OT, Miami vs. Florida State, 1-18-91
2 OT, Miami vs. South Florida, 2-6-89
Largest Attendance: 15,217, Boston College vs. Florida, 3-27-94
15,217, Connecticut vs. Florida, 3-25-94
15,217, Boston College vs. Indiana, 3-25-94


Top Individual Performances

Points

58, Danny Ferry (Duke vs. Miami), 12-10-88
 43, Steve Rich (Miami vs. St. John's), 2-20-96
 39, Eric Brown (Miami vs. Marquette), 1-28-89
 38, Eric Brown (Miami vs. Bethune-Cookman), 12-5-88
 33, Eric Brown (Miami vs. Oral Roberts), 11-28-88
 32, Dennis Burns (Miami vs. Marquette), 1-28-89
 32, Mike Hargett (George Mason vs. Miami), 11-23-90
 31, Chris Cheeks (Virginia Commonwealth vs. Miami), 1-9-89
 31, Richard Hamilton (Connecticut vs. Miami), 1-6-98
 31, Richard Hamilton (Connecticut vs. Miami), 1-20-99
 31, Tim James (Miami vs. Seton Hall), 1-27-99

Rebounds

18, Constantin Popa (Miami vs. Seton Hall), 2-23-93
 18, Joe Wylie (Miami vs. George Mason), 11-23-90
 18, Joe Wylie (Miami vs. Alabama State), 12-16-89
 17, Joe Wylie (Miami vs. Memphis State), 2-11-91
 16, Alex Fraser (Miami vs. Florida A&M), 12-10-94
 16, Hakeem Shahid (South Florida vs. Miami), 2-6-89
 16, Joe Wylie (Miami vs. DePaul), 2-12-90



T
S
A
E

B
I
G



Since its birth, a credo of The BIG EAST Conference has been to be proactive rather than reactive. The past decade offers plenty of evidence.

When the 1990s began, The BIG EAST Conference had just completed its eighth season with eight members. The league was arguably as healthy as a conference could be. The BIG EAST wasn't formed until 1979, but it was a headline-grabber immediately, especially in men's basketball, its signature sport. The BIG EAST Football Conference did not exist.

But this decade has been one of enormous change in college athletics with conferences adding new members and new leagues beginning. The BIG EAST was no different than most groups. The BIG EAST Football Conference, with eight members, became a major player in college football immediately

Michael Tranchese
Commissioner

ly after its inception in 1991.


The BIG EAST Conference, which will begin its third decade in 1999-2000, has enjoyed tremendous success in the classroom and in the athletic arena. It has built a long list of accomplishments.

The BIG EAST became a reality on May 31, 1979, following a meeting of athletic directors from Providence College, St. John's, Georgetown and Syracuse Universities. Seton Hall, Connecticut and Boston College completed the original seven-school alliance.

After one season, Villanova was added and began play in 1980-81. Two seasons later, Pittsburgh joined the group and started competition in '82-83.

Miami was admitted in 1990 and began BIG EAST

The BIG EAST Conference



The BIG EAST plays its annual conference tournament at New York City's Madison Square Garden, "The World's Most Famous Arena."

competition in '91-92. Rutgers, West Virginia and Notre Dame joined in '94 in two separate expansions and began play in 1995-96.

During the 1998-99 academic year, the league again was well represented by its student-athletes on the national scene for accomplishments in the classroom and in athletic competition.

For three of the last four years a BIG EAST student-athlete has won the Honda-Broderick Cup as Collegiate Woman of the Year. Notre Dame soccer player Cindy Daws won in 1997-98. She followed Connecticut basketball players Rebecca Lobo ('94-95) and Jennifer Rizzotti ('95-96).

In addition to the Villanova women winning their seventh NCAA cross country title in 1998, several individuals represented the BIG EAST at NCAA championships last year. Miami's Rio Ramirez is the three-time defending champion in the one-meter diving event at the national meet. He also won the '99 platform event for his fourth diving title in three years. Villanova's Carrie Tollefson earned three (1 indoor, 2 outdoor) NCAA track & field titles while Pittsburgh's Trecia Smith is the indoor and outdoor long jump national champion. Last year three individuals and a relay team earned seven NCAA women's track & field titles.

Traditionally, the BIG EAST can boast that some of its best students are also some of its best athletes. Providence's Gladys Ganiel, the 1998-99 BIG EAST/Target Scholar-Athlete of the Year, is a three-time first team GTE/CoSIDA Academic All-American. She was a member of the Friars' cross country team that captured the 1995, '96, and '97 conference crowns and the '95 NCAA title. BIG EAST student-athletes have continued their success after leaving the classrooms and playing fields. Former Connecticut women's basket-

ball standout Dr. Leigh Curl was recently inducted into the GTE Academic All-America Hall of Fame.

While the membership has increased, the focus of the BIG EAST remains unchanged. It is a group that reflects a tradition of broad-based programs, led by administrators and coaches who place a constant emphasis on academic integrity. The BIG EAST Conference has enjoyed a leadership role nationally. Its student-athletes own significantly high graduation rates and their record of scholastic achievement notably reflects a balance between intercollegiate athletics and academics.

Any successful consortium enjoys outstanding leadership. Michael Tranchese, the league's first full-time employee, and for 11 years the associate of Dave Gavitt, took over the Commissioner's reins in June, 1990, after Gavitt left to take a position with the Boston Celtics. The expansion in membership is only a portion of Tranchese's achievements. In his first year at the helm, he administered the formation of The BIG EAST Football Conference in addition to coordinating the three expansions.

BIG EAST sports attract the interest of followers in the nation's largest media markets including New York, Chicago, Philadelphia, Boston, Washington, D.C., Miami, Pittsburgh and Hartford. The league has long been considered a leader in innovative concepts in promotion and publicity, particularly regarding

The BIG EAST Conference

television. Those efforts have resulted in unparalleled visibility for BIG EAST student-athletes. Exclusive long-range television contracts with CBS and ESPN, Inc. provide BIG EAST basketball with more television exposure than any other conference.

While BIG EAST basketball games are regular sellouts at campus and major public arenas, including the annual BIG EAST Championship in Madison Square Garden, attendance figures also are significant at BIG EAST soccer, women's basketball and baseball games.

More than 400 BIG EAST athletes have earned All-America recognition and dozens have won individual NCAA national championships. The BIG EAST has been well-represented in U.S. or foreign national and Olympic teams, with several athletes earning gold medals in the summer

Olympiads in Atlanta in '96, Barcelona in '92, Seoul in '88 and Los Angeles in '84.

The BIG EAST has its headquarters in Providence where the conference administers to over 5,000 athletes in 19 championship events.

The BIG EAST And Television — Always A Match

College basketball is all over television these days. But BIG EAST basketball and television have always been a match. The league has contractual agreements with CBS, ESPN and ESPN Regional Television. This season, BIG EAST games also will be seen on ABC.

CBS will show five conference games and six inter-sectional contests in 1999-2000. ESPN will carry the BIG EAST in its regular Big Monday format and on other nights.

ESPN will shoot 15 league games and at least six inter-sectional meetings. espn2 will carry at least 16 games involving BIG EAST teams — eight conference games and eight non-league matchups. For the fifth straight year, the entire AT&T BIG EAST Championship will be on ESPN (eight games) and espn2 (four games).

In 1994, the BIG EAST assigned its non-network tele-

cast rights to ESPN, Inc., and its subsidiary, Creative Sports. In 1997, Creative Sports changed its name to ESPN Regional Television. ESPN Regional again will produce a BIG EAST Game of the Week on Saturdays at noon for stations throughout BIG EAST markets in addition to producing other games to local markets.

The BIG EAST has always been revered for its innovative approach to negotiating packages for the league's member schools. In 1985, it formed the BIG EAST Television Network which became a benchmark for regional television networks. It was the largest regional college basketball network in the country.

The conference was the first to sign an exclusive agreement with a major network, CBS in 1985, and a national cable network, ESPN, also in '85.

The formative years of the BIG EAST coincided with the early times at ESPN. In 1979-80, the first season of play in the BIG EAST, ESPN began the Monday Night Game of the Week concept.

The BIG EAST And ESPN Regional Television

While BIG EAST teams make numerous appearances on national television, other conference and non-league games can be found on stations and cable outlets in each school's region via ESPN Regional Television. ERT, a subsidiary of ESPN, Inc., produces and distributes a BIG EAST Game of the Week on Saturday afternoons throughout BIG EAST markets.

The Game of the Week will reach almost 30 percent of the nation's television homes and have a total household reach of over 27 million.

BIG EAST institutions are located in seven of the top 19 markets in the United States.

In addition to the Game of the Week, ESPN Regional will produce other conference and non-conference games for local markets. Almost every conference game will be televised.

Every game offered by ESPN Regional Television will also be available nationally as part of ESPN FullCourt, the pay subscription college basketball outer market service.

BIG EAST play-by-play talent will include Dave Sims, John Sanders, Bob Picozzi and Don Criqui. Some of the color

analysts include Ron Perry, Jim Spanarkel, Mark Plansky and Bob Wenzel.

ESPN Regional BIG EAST Weekend Syndication (BES)

The BIG EAST and ESPN Regional Television will present a weekend afternoon game of the week which will be shown throughout BIG EAST markets and beyond for the fifth straight season. On some weekends, more than one game will be televised.

The BIG EAST Game of the Week will reach over 26 million households or 30 percent of the nation. That is the largest reach of any conference syndicated package.

THE BIG EAST CONFERENCE

56 Exchange Terrace • Providence, RI 02903
www.bigeast.org
(401) 272-9108 - Switchboard
(401) 453-0660 - Communications
(401) 751-8540 - Communications Fax

BIG EAST Staff

Commissioner	Michael Tranchese
Senior Associate Commissioner	Thomas McElroy
Associate Commissioner	Tom Odjakjian
Associate Commissioner for Sport Administration	Donna DeMarco Egan
Associate Commissioner for Communications	John Paquette
Associate Commissioner for Compliance	Stan Wilcox
Assistant Commissioner for Finances	Susan Shevlin
Director of Sport Administration	James Siedliski
Assistant Director of Communications	Tammy Garr Donovan
Assistant Director of Communications	Rob Carolla
Assistant Director for Compliance	Kathleen Hickey
Coordinator of Men's Basketball Officiating	Art Hyland
Coordinator of Women's Basketball Officiating/Sport Administrator	Barbara Jacobs
Coordinator of Football Officiating	John Soffey
Assistant to the Commissioner	Lisa Zaneccchia
Administrative Assistant for Administration	Lois DeBlois
Administrative Assistant for Compliance	Heidi Mattos
Administrative Assistant for Basketball & Football	Phyllis Morrow
Receptionist	Kathy Stone
Communications Assistant	Eric Goodwin
Communications Assistant	Gail Wilkins
Sport Administration Assistant	Aimee McGuire
Compliance Assistant	Charollette Hunt

TV Tidbits


BIG EAST SCHOOLS
are located in seven of the top 19 TV markets.

TV MARKETS
include one third of the nation's television homes.

NATIONAL EXPOSURE
the BIG EAST has exclusive multi-year contracts with CBS and ESPN.

ESPN REGIONAL
produces primetime and weekend games for syndication.

THE MOST TELEVIEWED
95 percent of this year's BIG EAST games will be televised.



Elton Tyler will play a large role in the Hurricanes' success this season.

1999-2000 BIG EAST Composite Schedule

NOVEMBER

Thur.	11	Coaches vs. Cancer Classic	
Fri.	12	Connecticut vs. Iowa	9:00
		NABC Classic	
		Syracuse vs. Princeton	9:30
		Coaches vs. Cancer Classic	
		Connecticut vs. Stanford/Duke	TBD
Sat.	13	NABC Classic	
		Syracuse vs. Wisconsin/Missouri	TBD
Tues.	16	Preseason NIT	
		Notre Dame at Ohio State	8:30
Fri.	19	Morgan State at Georgetown	7:00
		Miami at Central Florida	7:30
		Quinnipiac at Seton Hall	7:30
		Vermont at Connecticut	7:30
		Wright State at Pittsburgh	7:30
		CoSIDA Classic	
		St. John's vs. Samford	8:00
Sat.	20	Holy Cross at Providence	7:30
		Rutgers at Rider	7:30
		New Hampshire at Boston College	7:30
		CoSIDA Classic	
		St. John's vs. Dayton or New Mexico	TBD
Sun.	21	St. Francis (Pa.) at Notre Dame	2:00
Mon.	22	Massachusetts at Connecticut	7:00
		Brown at Providence	7:30
		Charleston Southern at Rutgers	7:30
		Florida Atlantic at Syracuse	7:30
		Maui Invitational	
		Georgetown vs. Memphis	11:30
Tues.	23	Wofford at West Virginia	7:00
		Lafayette at Villanova	8:00
		Monmouth at Miami	7:30
		St. John's at Stony Brook	7:30
		Vermont at Boston College	7:30
		Maui Invitational	
		Georgetown vs. North Carolina/USC	TBD
Wed.	24	St. Francis (Pa.) at Pittsburgh	7:30
		Maui Invitational	
		Georgetown vs. To Be Determined	TBD
Thur.	25	Puerto Rico Shootout	
		Providence vs. Michigan State	11:00
Fri.	26	Hoop & Quill Classic	
		Rutgers vs. Murray State	9:00
		Puerto Rico Shootout	
		Providence vs. Virginia/South Carolina	TBD
Sat.	27	Drexel at Seton Hall	1:00
		Boston College at Penn State	2:00
		Robert Morris at West Virginia	6:00
		Indiana-Purdue at Pittsburgh	7:30
		Puerto Rico Shootout	
		Providence vs. To Be Determined	TBD
		Hoop & Quill Classic	
		Rutgers vs. Mississippi State/Valparaiso	TBD
Sun.	28	Georgetown at UNLV	4:00
		Hoop & Quill Classic	
		Rutgers vs. To Be Determined	TBD
Mon.	29	Coppin State at Connecticut	7:00
		St. Peter's at Seton Hall	7:00
		Colgate at Syracuse	7:30
		Fairleigh Dickinson at Villanova	7:30
		Hartford at Boston College	7:30
Tues.	30	Duquesne at West Virginia	7:00
		Bethune-Cookman at Miami	7:30
		Boston University at Providence	7:30
		Notre Dame at Indiana	8:00

DECEMBER

Wed.	1	Coppin State at St. John's	7:30
		Norfolk State at Pittsburgh	7:30
Fri.	3	Carrier Classic	
		Richmond at Syracuse	8:00
Sat.	4	McNeese State at West Virginia	Noon
		Tennessee at Pittsburgh	Noon
		Virginia at St. John's	Noon
		Massachusetts at Boston College	1:00
		BB&T Classic	
		Seton Hall vs. George Washington	1:00
		Vanderbilt at Notre Dame	2:00
		Providence at North Carolina State	2:00
		Miami at Memphis	3:00
		Md.-Baltimore County at Rutgers	7:30
		UNC Asheville at Connecticut	8:00
		Carrier Classic	

Sun.	5	Syracuse vs. Long Beach/St. Joseph's	TBD
		BB&T Classic	
Mon.	6	Seton Hall vs. Maryland/Illinois	TBD
		Howard at Georgetown	7:00
		Villanova at Massachusetts	7:00
Tues.	7	Albany at Syracuse	7:30
		Boston College at Holy Cross	7:30
		Providence at Rhode Island	7:30
		UNC Charlotte at Miami	7:30
		Great Eight	
Wed.	8	Connecticut vs. Arizona	9:00
		Bethune-Cookman at Georgetown	7:00
		Robert Morris at Pittsburgh	7:30
		St. Francis (N.Y.) at St. John's	7:30
		Valparaiso at Notre Dame	7:30
		West Virginia at Tennessee	7:30
Sat.	11	Rutgers at St. Joseph's	TBD
		Penn State at Villanova	2:00
		Pittsburgh at Nebraska	2:00
		Seton Hall at Florida State	2:00
		Notre Dame at Miami (Ohio)	4:00
		St. John's at Niagara	5:00
		Ohio at West Virginia	7:00
		Hartford at Miami	7:30
Sun.	12	St. Francis (N.Y.) at Boston College	7:30
		Marist at Georgetown	Noon
		Fordham at Connecticut	2:00
		Princeton at Rutgers	4:00
Mon.	13	Columbia at Seton Hall	7:30
Tues.	14	St. John's at DePaul	7:30
Wed.	15	Villanova at Temple	9:00
Sat.	18	Houston at Georgetown	1:00
		VMI at Notre Dame	2:00
		Appalachian State at Pittsburgh	5:00
		Bowling Green at West Virginia	7:00
		Orange Bowl Classic	
		Miami vs. North Carolina	7:00
		New York AAU at Syracuse (exh)	7:00
		Elon at Rutgers	7:30
Sun.	19	Michigan at Boston College	1:00
Mon.	20	San Juan Shootout	
		Miami vs. Louisiana-Lafayette	3:30
		West Virginia at East Carolina	7:00
		Army at Seton Hall	7:30
		Duquesne at Pittsburgh	7:30
Tues.	21	Puerto Rico Holiday Classic	
		Boston College vs. Tulsa	1:30
		Central Connecticut at Providence	7:30
		Jimmy V Classic	
		Rutgers vs. Florida	9:00
		San Juan Shootout	
Wed.	22	Miami vs. Pepperdine/Detroit	TBD
		Hofstra at St. John's	7:30
		La Salle at Syracuse	7:30
		Rider at Notre Dame	7:30
		South Carolina State at Villanova	7:30
		Puerto Rico Holiday Classic	
		Boston College vs. UNCC/Ill.-Chicago	TBD
		San Juan Shootout	
Thur.	23	Miami vs. To Be Determined	TBD
		Fairfield at Connecticut	7:30
		Stony Brook at Seton Hall	7:30
		Va. Commonwealth at Pittsburgh	7:30
		Arkansas at Providence	8:00
		Puerto Rico Holiday Classic	
Mon.	27	Boston College vs. To Be Determined	TBD
		ECAC Holiday Festival	
		Rutgers vs. Hofstra	6:00
		Florida Atlantic at Miami	7:30
		Long Island at Providence	7:30
		Rainbow Classic	
Tues.	28	Villanova vs. Colorado	10:00
		West Virginia at Virginia Tech	7:00
		Elon at Notre Dame	7:30
		ECAC Holiday Festival	
Wed.	29	Rutgers vs. Siena/Iona	TBD
		Hartford at Syracuse	7:30
		Quinnipiac at Miami	7:30
		Sacred Heart at St. John's	7:30
		Pittsburgh at New Orleans	9:00
		Rainbow Classic	
Thur.	30	Villanova vs. Bradley/Hawaii	TBD
		Coastal Carolina at Georgetown	Noon
		Wagner at Seton Hall	1:00

1999-2000 BIG EAST Composite Schedule

	Iona at Boston College	7:30
	Massachusetts at Providence	7:30
	Connecticut at Houston	8:30
	Rainbow Classic	
	Villanova vs. To Be Determined	TBD
	St. Peter's at Notre Dame	Noon
Fri. 31	James Madison at West Virginia	2:00

IANUARY

Sun.	2	James Madison at Georgetown	Noon
		Fordham at Providence	4:00
		Loyola Marymount at Notre Dame	4:00
Mon.	3	Sacred Heart at Connecticut	7:00
		Pittsburgh at St. John's	7:00
Tues.	4	Villanova at Seton Hall	7:30
Wed.	5	Georgetown at Providence	7:00
		Notre Dame at Connecticut	7:30
		Rutgers at Syracuse	7:30
		West Virginia at Miami	7:30
Sat.	8	St. John's at West Virginia	Noon
		Seton Hall at Georgetown	Noon
		Syracuse at Miami	Noon
		Providence at Boston College	12:30
		Connecticut at Pittsburgh	8:00
Sun.	9	Villanova at Pennsylvania	Noon
Mon.	10	Georgetown at St. John's	7:00
		Texas at Connecticut	9:00
Tues.	11	Miami at Seton Hall	7:30
		Syracuse at West Virginia	7:30
Wed.	12	Boston College at Notre Dame	7:30
		Providence at Rutgers	7:00
		La Salle at Villanova	8:00
Thur.	13	Syracuse at South Carolina	7:30
Sat.	15	Boston College at Villanova	Noon
		Miami at Georgetown	Noon
		West Virginia at Rutgers	2:00
Sun.	16	Notre Dame at Syracuse	Noon
		Seton Hall at Pittsburgh	Noon
		St. John's at Connecticut	TBD
Mon.	17	Miami at Villanova	7:00
Tues.	18	Georgetown at Boston College	7:30
		Notre Dame at Rutgers	7:30
		St. John's at Seton Hall	7:30
		West Virginia vs. Marshall	8:00
Wed.	19	Syracuse at Pittsburgh	7:30
Thur.	20	Villanova at Providence	7:30
Sat.	22	Pittsburgh at Notre Dame	Noon
		Seton Hall at Syracuse	Noon
		Connecticut at Georgetown	2:00
		Ohio State at St. John's	4:00
Sun.	23	Boston College at Miami	7:30
		Villanova at Rutgers	Noon
		West Virginia at Providence	2:00
Mon.	24	Connecticut at Syracuse	7:00
Tues.	25	Miami at Notre Dame	7:30
		Rutgers at St. John's	7:30
Wed.	26	Georgetown at West Virginia	7:00
		Seton Hall at Boston College	7:30
		Villanova at Pittsburgh	9:00
Thur.	27	Providence at Connecticut	7:30
Sat.	29	Rutgers at Georgetown	Noon
		Syracuse at Boston College	Noon
		Kentucky at Miami	1:00
		St. John's at Notre Dame	3:00
Sun.	30	Providence at West Virginia	Noon
		Georgia at Villanova	1:00
		Seton Hall at Connecticut	3:00
Mon.	31	St. John's at Syracuse	7:00


FEBRUARY

Tues.	1	Louisville at Georgetown	7:30
		Pittsburgh at Miami	7:30
		Providence at Seton Hall	7:30
Wed.	2	Rutgers at Boston College	7:30
		West Virginia at Notre Dame	7:30
		Connecticut at Villanova	9:00
Sat.	5	Boston College at St. John's	Noon
		Villanova at Georgetown	Noon
		Connecticut at Michigan State	1:00
		Miami at Rutgers	3:00
		West Virginia at Seton Hall	8:00
		Syracuse at Providence	8:00
Sun.	6	Notre Dame at Pittsburgh	Noon
		Boston College at Vanderbilt	8:30
Mon.	7	Georgetown at Miami	7:00
Tues.	8	St. John's at Providence	7:00
		Notre Dame at Villanova	8:00
Wed.	9	Boston College at Connecticut	7:30
		Seton Hall at Rutgers	9:00
Thur.	10	Pittsburgh at West Virginia	7:00
		Southern (N.O.) at Georgetown	7:00
		Syracuse at Louisville	9:00
Sat.	12	Connecticut at Notre Dame	Noon
		Rutgers at Providence	Noon
		Villanova at St. John's	1:30
		Boston College at Seton Hall	7:30
Sun.	13	Georgetown at Pittsburgh	Noon
		UCLA at Syracuse	1:00
Mon.	14	Connecticut at Seton Hall	7:00
		Albany at Rutgers	7:30
Tues.	15	St. John's at Boston College	7:30
		West Virginia at Villanova	7:30
Wed.	16	Pittsburgh at Syracuse	7:30
		Providence at Miami	7:30
Thur.	17	St. Joseph's at Villanova	7:30
Sat.	19	Miami at Connecticut	3:30
		Boston College at West Virginia	7:00
		Syracuse at St. John's	9:00
		Notre Dame at Seton Hall	9:00
Sun.	20	Rutgers at Villanova	Noon
		Pittsburgh at Georgetown	2:00
Mon.	21	Connecticut at St. John's	7:00
Tues.	22	Miami at West Virginia	7:00
		Georgetown at Rutgers	7:30
Wed.	23	Pittsburgh at Boston College	7:00
		Villanova at Syracuse	7:00
		Providence at Notre Dame	7:30
		Minnesota at Seton Hall	7:30
Sat.	26	Boston College at Providence	Noon
		Seton Hall at Villanova	Noon
		Rutgers at Pittsburgh	2:00
		St. John's at Duke	4:00
		Notre Dame at Miami	7:00
		West Virginia at Connecticut	8:00
Sun.	27	Georgetown at Syracuse	Noon
Mon.	28	Connecticut at Rutgers	7:00
Tues.	29	Miami at Pittsburgh	7:30
		Seton Hall at St. John's	7:30

MARCH

Wed.	1	West Virginia at Georgetown	7:00
		Providence at Villanova	7:30
		Syracuse at Notre Dame	9:00
Sat.	4	Notre Dame at Georgetown	Noon
		Rutgers at West Virginia	Noon
		Syracuse at Connecticut	2:00
		Villanova at Boston College	7:30
Sun.	5	St. John's at Miami	Noon
		Pittsburgh at Providence	2:00

All Times Eastern



2000 AT&T BIG EAST Championship Format

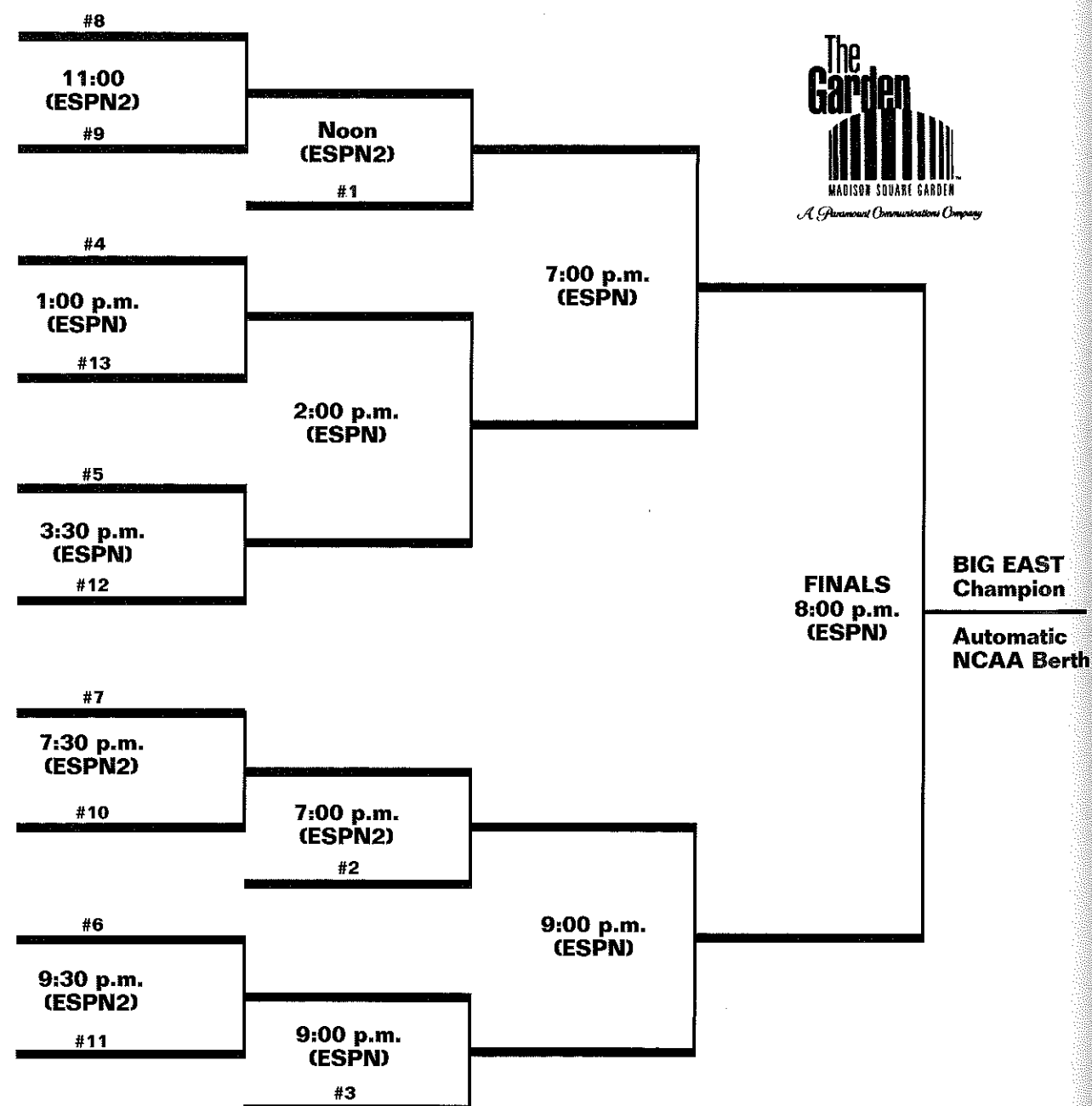
Madison Square Garden

First Round
Wed., March 8

Quarterfinals
Thur., March 9

Semifinals
Fri., March 10

Championship
Sat., March 11



BIG EAST

68

BIG EAST

1998-99 Final BIG EAST Standings

	BIG EAST			OVERALL		
	W	L	Pct.	W	L	Pct.
Connecticut	16	2	.889	34	2	.944
MIAMI	15	3	.833	23	7	.767
St. John's	14	4	.778	28	9	.757
Villanova	10	8	.556	21	11	.656
Syracuse	10	8	.556	21	12	.636
Rutgers	9	9	.500	19	13	.594
Providence	9	9	.500	16	14	.533
Seton Hall	8	10	.444	15	15	.500
Notre Dame	8	10	.444	14	16	.467
Georgetown	6	12	.333	15	16	.484
Pittsburgh	5	13	.278	14	16	.466
West Virginia	4	14	.222	10	19	.345
Boston College	3	15	.167	6	21	.222

1998-99 BIG EAST Awards

All-BIG EAST First Team

*Richard Hamilton, Connecticut
Johnny Hemsley, Miami
*Tim James, Miami
Jamel Thomas, Providence
Ron Artest, St. John's

Second Team

Khalid El-Amin, Connecticut
Troy Murphy, Notre Dame
Bootsy Thornton, St. John's
Etan Thomas, Syracuse
Marcus Goree, West Virginia

Third Team

Vonteego Cummings, Pittsburgh
Isaac Hawkins, Pittsburgh
Rob Hodgson, Rutgers
Jason Hart, Syracuse
John Celestand, Villanova

All-Rookie Team

Kevin Braswell, Georgetown
Anthony Perry, Georgetown
*Troy Murphy, Notre Dame
Dahntay Jones, Rutgers
*Erick Barkley, St. John's

BIG EAST Co-Players of the Year

Richard Hamilton, Connecticut
Tim James, Miami

BIG EAST Rookie of the Year

Troy Murphy, Notre Dame

BIG EAST Defensive Player of the Year

Etan Thomas, Syracuse

BIG EAST Most Improved Player

Johnny Hemsley, Miami

BIG EAST Coach of the Year

Leonard Hamilton, Miami

*denotes unanimous selection

1999 AT&T BIG EAST CHAMPIONSHIP RESULTS

First Round - Wednesday, March 3

No. 9 Seton Hall 79, No. 8 Notre Dame 69
No. 4 Syracuse 96, No. 13 Boston College 55
No. 5 Villanova 73, No. 12 West Virginia 61
No. 10 Georgetown 68, No. 7 Providence 66
No. 6 Rutgers 64, No. 11 Pittsburgh 51

Quarterfinals - Thursday, March 4

No. 1 Connecticut 57, No. 9 Seton Hall 56
No. 4 Syracuse 70, No. 5 Villanova 62
No. 2 MIAMI 65, No. 10 Georgetown 54
No. 3 St. John's 77, No. 6 Rutgers 62

Semifinals - Friday, March 5

No. 1 Connecticut 71, No. 4 Syracuse 50
No. 3 St. John's 62, No. 2 MIAMI 59

Championship - Saturday, March 6

No. 1 Connecticut 82, No. 3 St. John's 63

1999 BIG EAST Tournament All-Tournament Team

Etan Thomas, Syracuse
Tim James, Miami
Erick Barkley, St. John's
Khalid El-Amin, Connecticut
Richard Hamilton, Connecticut
Kevin Freeman, Connecticut

Most Outstanding Player

Kevin Freeman, Connecticut



BIG EAST

69

BIG EAST

1998-99 BIG EAST

(conference games)

Individual Statistical Leaders

SCORING

Player-Team	G	FG	3FG	FT	Pts	Avg/G
1. HAMILTON, Richard-UC	17	123	38	92	376	22.1
2. THOMAS, Jamel-PC	18	127	33	77	364	20.2
3. MURPHY, Troy-ND	15	100	3	85	288	19.2
4. JAMES, Tim-UM	18	133	4	66	336	18.7
5. HEMSLEY, Johnny-UM	18	108	42	67	325	18.1
6. GOREE, Marcus-WVU	18	110	1	72	293	16.3
7. CELESTAND, John-VU	18	91	37	56	275	15.3
8. THORNTON, Marvis-SJU	18	113	31	13	270	15.0
9. CUMMINGS, Vontee-UP	15	80	20	36	216	14.4
10. BARKLEY, Erick-SJU	18	79	28	64	250	13.9

REBOUNDING

Player-Team	G	OFF	DEF	TOT	Avg/G
1. MURPHY, Troy-ND	15	48	106	154	10.3
2. BOUMTJE BOUMTJE, R.-GU18	64	85	149	8.3	
3. JAMES, Tim-UM	18	50	98	148	8.2
4. HAWKINS, Isaac-UP	17	56	82	138	8.1
5. GOREE, Marcus-WVU	18	68	78	146	8.1
6. THOMAS, Etan-SU	18	54	89	143	7.9
7. BLACKWELL, Ryan-SU	18	51	88	139	7.7
8. FREEMAN, Kevin-UC	18	67	60	136	7.6
9. JORDAN, Duane-SHU	18	52	81	133	7.4
10. VOSKUHL, Jake-UC	16	34	84	118	7.4

FIELD GOAL PCT

(Min. 5.0 made per game)

Player-Team	G	FG	FGA	Pct
1. MURPHY, Troy-ND	15	100	199	.503
2. GOREE, Marcus-WVU	18	110	221	.498
3. HAWKINS, Isaac-UP	17	86	174	.494
4. JAMES, Tim-UM	18	133	273	.487
5. THORNTON, Marvis-SJU	18	113	237	.477
6. GREER, Ricardo-UP	17	95	202	.470
7. HEMSLEY, Johnny-UM	18	108	242	.446
8. CELESTAND, John-VU	18	91	211	.431
9. HAMILTON, Richard-UC	17	123	290	.424
10. SCOTT, Elton-WVU	18	95	231	.411

ASSISTS

Player-Team	G	Assists	Avg/G
1. JENNINGS, Vernon-UM	18	109	6.06
2. CELESTAND, John-VU	18	99	5.50
3. ARTEST, Ron-SJU	18	91	5.06
4. HOLLOWAY, Shaheen-SHU	16	74	4.63
5. HART, Jason-SU	18	82	4.56
6. BILLET, Geoff-RU	18	82	4.56
7. PINA, Dwayne-BC	18	81	4.50
8. BRASWELL, Kevin-GU	18	80	4.44
9. CUMMINGS, Vontee-UP	15	66	4.40
10. KEARSE, Jarrett-WVU	17	70	4.12

FREE THROW PCT

(Min. 2.5 made per game)

Player-Team	G	FTM	FTA	Pct
1. KAUKENAS, Rimantas-SHU	18	55	64	.859
2. HAMILTON, Richard-UC	17	92	108	.852
3. BILLET, Geoff-RU	18	73	89	.820
4. HODGSON, Rob-RU	18	76	94	.809
5. JONES, Dahntay-RU	18	62	77	.805
6. POSTELL, Lavar-SJU	18	53	66	.803
7. HEMSLEY, Johnny-UM	18	67	84	.798
8. BROWN, Howard-VU	18	46	59	.780
9. CELESTAND, John-VU	18	56	73	.767
10. BARKLEY, Erick-SJU	18	64	84	.762

STEALS

Player-Team	G	Steals	Avg/G
1. LINEHAN, John-PC	18	60	3.33
2. HART, Jason-SU	18	57	3.17
3. BRASWELL, Kevin-GU	18	45	2.50
SCOTT, Elton-WVU	18	45	2.50
5. CUMMINGS, Vontee-UP	15	36	2.40
6. JENNINGS, Vernon-UM	18	41	2.28
7. BARKLEY, Erick-SJU	18	40	2.22
8. KEARSE, Jarrett-WVU	17	37	2.18
9. GREER, Ricardo-UP	17	35	2.06
10. PERRY, Anthony-GU	18	34	1.89

3-POINT FG PCT

(Min. 1.5 made per game)

Player-Team	G	3FG	FGA	Pct
1. MOORE, Chuck-SHU	18	35	73	.479
2. LYNCH, Brian-VU	18	40	89	.449
3. HARLEY, Kenny-BC	17	31	71	.437
4. BILLET, Geoff-RU	18	36	83	.434
5. CONNOLLY, Sean-PC	18	37	90	.411
6. KEARSE, Jarrett-WVU	17	36	89	.404
7. HEMSLEY, Johnny-UM	18	42	104	.404
8. CELESTAND, John-VU	18	37	97	.381
9. BROWN, Howard-VU	18	32	84	.381
10. GRIFFIN, Allen-SU	18	28	74	.378

3-POINT FG MADE

Player-Team	G	3FG	Avg/G
1. HEMSLEY, Johnny-UM	18	42	2.33
2. HAMILTON, Richard-UC	17	38	2.24
3. LYNCH, Brian-VU	18	40	2.22
4. KEARSE, Jarrett-WVU	17	36	2.12
5. CELESTAND, John-VU	18	37	2.06
CONNOLLY, Sean-PC	18	37	2.06
PERRY, Anthony-GU	18	37	2.06
8. BILLET, Geoff-RU	18	36	2.00
9. MOORE, Chuck-SHU	18	35	1.94
10. THOMAS, Jamel-PC	18	33	1.83
HART, Jason-SU	18	33	1.83

BLOCKED SHOTS

Player-Team	G	Blocks	Avg/G
1. THOMAS, Etan-SU	18	74	4.11
2. BOUMTJE BOUMTJE, Rub-GU18	60	60	3.33
3. ALLEN, Malik-VU	18	49	2.72
4. JAMES, Tim-UM	18	37	2.06
5. MURPHY, Troy-ND	15	27	1.80
6. JORDAN, Duane-SHU	18	32	1.78
7. GOREE, Marcus-WVU	18	30	1.67
8. VOSKUHL, Jake-UC	16	25	1.56
9. COSBY, Attila-UP	17	25	1.47
10. HAWKINS, Isaac-UP	17	24	1.41

ASSIST/TURNOVER RATIO

(Min. 3.0 assists/game)

Player-Team	G	Asst	Avg	Turn	Avg	Ratio
1. BILLET, Geoff-RU	18	82	4.6	37	2.1	2.22
2. WRIGHT, Corey-PC	18	66	3.7	30	1.7	2.20
3. MOORE, Ricky-UC	18	68	3.8	33	1.8	2.06
4. LINEHAN, John-PC	18	68	3.8	33	1.8	2.06
5. BARKLEY, Erick-SJU	18	65	3.6	35	1.9	1.86
6. JENNINGS, Vernon-UM	18	109	6.1	60	3.3	1.82
7. ARTEST, Ron-SJU	18	91	5.1	51	2.8	1.78
8. INGELSBY, Martin-ND	17	61	3.6	35	2.1	1.74
9. BROWN, Howard-VU	18	56	3.1	33	1.8	1.70
10. KEARSE, Jarrett-WVU	17	70	4.1	42	2.5	1.67

Team Statistical Leaders

SCORING OFFENSE

Team	G	W-L	Pts	Avg/G
1. St. John's	18	14-4	1412	78.4
2. Villanova	18	10-8	1393	77.4
3. Connecticut	18	16-2	1349	74.9
4. Miami	18	15-3	1323	73.5
5. Providence	18	9-9	1321	73.4
6. Rutgers	18	9-9	1291	71.7
7. Syracuse	18	10-8	1260	70.0
8. Notre Dame	18	8-10	1247	69.3
9. Georgetown	18	6-12	1205	66.9
10. West Virginia	18	4-14	1181	65.6
11. Seton Hall	18	8-10	1158	64.3
12. Boston College	18	3-15	1158	64.3
13. Pittsburgh	18	5-13	1144	63.6

SCORING DEFENSE

Team	G	Pts	Avg/G
1. Connecticut	18	1137	63.2
2. Seton Hall	18	1178	65.4
3. Miami	18	1186	65.9
4. Syracuse	18	1194	66.3
5. St. John's	18	1222	67.9
6. Georgetown	18	1237	68.7
7. Rutgers	18	1260	70.0
8. West Virginia	18	1302	72.3
9. Notre Dame	18	1313	72.9
10. Boston College	18	1340	74.4
11. Pittsburgh	18	1346	74.8
12. Providence	18	1351	75.1
13. Villanova	18	1376	76.4

SCORING MARGIN

Team	G	OFF	DEF	Margin
1. Connecticut	18	74.9	63.2	+11.8
2. St. John's	18	78.4	67.9	+10.6
3. Miami	18	73.5	65.9	+7.6
4. Syracuse	18	70.0	66.3	+3.7
5. Rutgers	18	71.7	70.0	+1.7
6. Villanova	18	77.4	76.4	+1.0
7. Seton Hall	18	64.3	65.4	-1.1
8. Providence	18	73.4	75.1	-1.7
9. Georgetown	18	66.9	68.7	-1.8
10. Notre Dame	18	69.3	72.9	-3.7
11. West Virginia	18	65.6	72.3	-6.7
12. Boston College	18	64.3	74.4	-10.1
13. Pittsburgh	18	63.6	74.8	-11.2

FREE THROW PERCENTAGES

Team	G	FTM	FTA	Pct
1. Villanova	18	275	370	.743
2. Connecticut	18	328	446	.735
3. Rutgers	18	336	467	.719
4. Pittsburgh	18	171	239	.715
5. Providence	18	294	412	.714
6. Seton Hall	18	239	336	.711
7. Miami	18	302	437	.691
8. St. John's	18	258	377	.684
9. Notre Dame	18	263	386	.681
10. Syracuse	18	249	378	.659
11. Boston College	18	172	270	.637
12. Georgetown	18	260	409	.636
13. West Virginia	18	214	346	.618

FIELD GOAL PERCENTAGES

Team	G	FG	FGA	Pct
1. Miami	18	475	966	.492
2. Notre Dame	18	454	968	.469
3. Rutgers	18	423	937	.451
4. St. John's	18	520	1160	.448
5. Connecticut	18	462	1040	.444
6. Villanova	18	483	1099	.439
7. Syracuse	18	454	1048	.433
8. Boston College	18	434	1026	.423
9. West Virginia	18	441	1047	.421
10. Pittsburgh	18	448	1080	.415
11. Seton Hall	18	409	988	.414
12. Providence	18	463	1160	.399
13. Georgetown	18	428	1146	.373

FIELD GOAL PCT DEFENSE

Team	G	FG	FGA	Pct
1. Miami	18	424	1086	.390
2. Connecticut	18	436	1100	.396
3. Georgetown	18	424	1065	.398
4. Syracuse	18	417	1022	.408
5. Seton Hall	18	420	991	.424
6. Notre Dame	18	483	1129	.428
7. Villanova	18	480	1119	.429
8. St. John's	18	468	1083	.432
9. West Virginia	18	426	955	.446
10. Rutgers	18	460	1008	.456
11. Boston College	18	476	1019	.467
12. Pittsburgh	18	489	1045	.468
13. Providence	18	491	1043	.471

3-POINT FIELD GOAL PERCENTAGES


Team	G	FG	FGA	Pct
1. Villanova	18	152	392	.388
2. Boston College	18	118	325	.363
3. Rutgers	18	109	302	.361
4. Connecticut	18	97	281	.345
5. St. John's	18	114	333	.342
6. Notre Dame	18	76	222	.342
7. Miami	18	71	208	.341
8. Seton Hall	18	101	297	.340
9. West Virginia	18	85	265	.321
10. Providence	18	101	324	.312
11. Syracuse	18	103	331	.311
12. Georgetown	18	89	305	.292
13. Pittsburgh	18	77	294	.262

3-POINT FIELD GOAL PCT DEFENSE

Team	G	FG	FGA	Pct
1. Connecticut	18	79	268	.295
2. Georgetown	18	83	277	.300
3. Boston College	18	91	298	.305
4. Notre Dame	18	118	364	.324
5. St. John's	18	103	316	.326
6. Syracuse	18	89	271	.328
7. Seton Hall	18	83	249	.333
8. Providence	18	89	265	.336
9. Miami	18	126	367	.343
10. Villanova	18	110	320	.344
11. Pittsburgh	18	107	304	.352
12. West Virginia	18	123	340	.362
13. Rutgers	18	92	240	.383

REBOUNDING OFFENSE


Team	G	Reb</
------	---	-------




UM Men's Basketball BIG EAST Honors




Tim James



Jerry Schlie



Constantin Popa



Steven Edwards



BIG EAST Player of the Week

Jamal Johnson	Dec. 20, 1993
Tim James	Dec. 16, 1996
Kevin Norris	Jan. 20, 1997
Tim James	Nov. 24, 1997
Johnny Hemsley	Jan. 5, 1998
Johnny Hemsley	Dec. 21, 1998
Tim James	Dec. 28, 1998
Johnny Hemsley	Jan. 4, 1999
Tim James	Feb. 8, 1999
Tim James	Feb. 15, 1999
Johnny Hemsley	Feb. 22, 1999

BIG EAST Rookie of the Week

Steven Edwards	Jan. 24, 1993
Steven Edwards	Feb. 14, 1993
Steven Edwards	Feb. 28, 1993
Kevin Norris	Jan. 16, 1995
Tim James	Jan. 2, 1996
Tim James	Jan. 9, 1996
Tim James	Feb. 26, 1996
Tim James	Mar. 3, 1996

First Team All-BIG EAST

Tim James	1997-98
Tim James	1998-99
Johnny Hemsley	1998-99

Second Team All-BIG EAST

Tim James	1996-97
-----------	---------

Third Team All-BIG EAST

Constantin Popa	1992-93
Constantin Popa	1994-95

BIG EAST All-Rookie Team

Steven Edwards	1992-93
Kevin Norris	1994-95
Tim James	1995-96

BIG EAST Player of the Year

Tim James	1998-99
-----------	---------



Head Coach Leonard Hamilton and BIG EAST Commissioner Michael Tranghese

BIG EAST Coach of the Year

Leonard Hamilton	1994-95
Leonard Hamilton	1998-99

BIG EAST Most Improved Player

Johnny Hemsley	1998-99
----------------	---------

BIG EAST Academic All-Star Team

Nick Donovan	1995-96
Brad Timpf.	1995-96
Nick Donovan	1996-97
Nick Donovan	1997-98
Jerry Schlie	1998-99

BIG EAST All-Tournament Team

Tim James	1999
-----------	------

UM's All-Time BIG EAST Statistical Leaders

(Regular Season League Games Only)

Points Scored

Tim James, 1995-99 (72)	1062
Steven Edwards, 1992-96 (72)	915
Constantin Popa, 1991-95 (72)	726
Johnny Hemsley, 1996-99 (46)	552
Kevin Norris, 1994-98 (72)	547
Alex Fraser, 1993-97 (71)	488
Steve Rich, 1993-96 (52)	439
Steve Frazier, 1993-98 (71)	416
Clifton Clark, 1995-97 (36)	319
Trevor Burton, 1991-93 (33)	315
Mario Bland, 1996-99 (54)	498

Scoring Average

Tim James, 1995-99 (72)	14.8
Steven Edwards, 1992-96 (72)	12.7
Johnny Hemsley, 1996-99 (46)	12.0
Jerome Scott, 1991-92 (18)	10.2
Constantin Popa, 1991-95 (72)	10.1
Trevor Burton, 1991-93 (33)	9.5
Mario Bland, 1996-99 (54)	9.2
Clifton Clark, 1995-97 (36)	8.9
Ochiel Swaby, 1991-92 (17)	8.6
Steve Rich, 1993-96 (52)	8.3
Jamal Johnson, 1993-94 (18)	7.8
Mitchell Dunn, 1991-92 (18)	7.8

Field Goals Made

Tim James, 1995-99 (72)	230
Constantin Popa, 1991-95 (72)	289
Steven Edwards, 1992-96 (72)	271
Alex Fraser, 1993-97 (71)	195
Johnny Hemsley, 1996-99 (46)	191
Mario Bland, 1996-99 (54)	191
Kevin Norris, 1994-98 (72)	172
Steve Rich, 1993-96 (52)	172
Steve Frazier, 1993-98 (71)	144
Trevor Burton, 1991-93 (33)	120
Clifton Clark, 1995-97 (36)	119
Michael Gardner, 1991-94 (40)	85

Field Goals Attempted

Tim James, 1995-99 (72)	902
Steven Edwards, 1992-96 (72)	714
Constantin Popa, 1991-95 (72)	596
Kevin Norris, 1994-98 (72)	506
Johnny Hemsley, 1996-99 (46)	486
Steve Frazier, 1993-98 (71)	436
Alex Fraser, 1993-97 (71)	422
Steve Rich, 1993-96 (52)	355
Mario Bland, 1996-99 (54)	332
Trevor Burton, 1991-93 (33)	274
Clifton Clark, 1995-97 (36)	270
Michael Gardner, 1991-94 (40)	257

Field Goal Percentage

(Minimum 50 FGM)	
Mario Bland, 1996-99 (191-322)	.593
Elton Tyler, 1997-99 (51-88)	.573
Constantin Popa, 1991-95 (289-596)	.485
Steve Rich, 1993-96 (172-355)	.485
Tim James, 1995-99 (423-902)	.469
Alex Fraser, 1993-97 (195-422)	.462
Jamal Johnson, 1993-94 (58-129)	.450
Clifton Clark, 1995-97 (119-270)	.441
Trevor Burton, 1991-93 (120-274)	.438
Lorenzo Pearson, 1992-96 (69-159)	.434
Johnny Hemsley, 1996-99 (191-468)	.408
Anthony Lawrence, 1991-93 (61-153)	.399
Jake Morton, 1991-93 (72-189)	.381

Three-Point Field Goals Made

Steven Edwards, 1992-96 (72)	178
Kevin Norris, 1994-98 (72)	94
Steve Frazier, 1993-98 (71)	72

Johnny Hemsley, 1996-99 (46)	61
Jake Morton, 1991-93 (33)	51
Torey McCormick, 1993-97 (61)	48
Michael Gardner, 1991-94 (40)	39
Trevor Burton, 1991-93 (33)	25
Anthony Rosa, 1993-96 (46)	22
Clifton Clark, 1995-97 (36)	20
Mitchell Dunn, 1994-95 (18)	19

Three-Point Field Goals Attempted

Steven Edwards, 1992-96 (72)	508
Kevin Norris, 1994-98 (72)	284
Steve Frazier, 1993-98 (71)	248
Johnny Hemsley, 1996-99 (46)	177
Torey McCormick, 1993-97 (61)	148
Jake Morton, 1991-93 (33)	127
Michael Gardner, 1991-94 (40)	123
Clifton Clark, 1995-97 (36)	71
Trevor Burton, 1991-93 (33)	66
Anthony Rosa, 1993-96 (46)	54

Three-Point Field Goal Percentage

Anthony Rosa, 1993-96 (22-54)	.407
Jake Morton, 1991-93 (51-127)	.402
Ochiel Swaby, 1991-92 (15-38)	.395
Trevor Burton, 1991-93 (25-68)	.379
Mitchell Dunn, 1994-95 (18-53)	.358
Steven Edwards, 1992-96 (178-508)	.350
Johnny Hemsley, 1996-99 (61-171)	.345
Kevin Norris, 1994-98 (94-284)	.331
Torey McCormick, 1993-97 (48-148)	.324
Michael Gardner, 1991-94 (39-123)	.317
Jerome Scott, 1991-92 (12-41)	.293

Free Throws Made

Tim James, 1995-99 (72)	206
Steven Edwards, 1992-96 (72)	195
Constantin Popa, 1991-95 (72)	148
Mario Bland, 1996-99 (54)	113
Kevin Norris, 1994-98 (72)	109
Johnny Hemsley, 1996-99 (46)	109
Alex Fraser, 1993-97 (71)	98
Steve Rich, 1993-96 (52)	86
Michael Gardner, 1991-94 (40)	65
Vernon Jennings, 1996-99 (52)	62
Clifton Clark, 1995-97 (36)	61
Jerome Scott, 1991-92 (18)	50
Trevor Burton, 1991-93 (33)	50

Free Throws Attempted

Tim James, 1995-99 (72)	319
Steven Edwards, 1992-96 (72)	275
Constantin Popa, 1991-95 (72)	245
Mario Bland, 1996-99 (54)	185
Alex Fraser, 1993-97 (71)	164
Johnny Hemsley, 1996-99 (109-137)	137
Steve Rich, 1993-96 (52)	146
Kevin Norris, 1994-98 (72)	144
Steve Frazier, 1993-98 (71)	105
Michael Gardner, 1991-94 (40)	97
Jerome Scott, 1991-92 (18)	75

Free Throw Percentage

Johnny Hemsley, 1996-99 (109-137)	.796
Ochiel Swaby, 1991-92 (35-46)	.761
Kevin Norris, 1994-98 (108-144)	.756
Jake Morton, 1991-93 (44-61)	.721
Steven Edwards, 1992-96 (195-275)	.709
Trevor Burton, 1991-93 (50-72)	.694
Vernon Jennings 1996-99 (62-90)	.689
Michael Gardner, 1991-94 (65-97)	.670
Jerome Scott, 1991-92 (50-75)	.667
Hammie Ward, 1991-93 (44-66)	.667
Anthony Lawrence, 1991-93 (41-62)	.661

Offensive Rebounds

Tim James, 1995-99 (72)	208
Constantin Popa, 1991-95 (72)	188
Alex Fraser, 1993-97 (71)	139
Mario Bland, 1996-99 (54)	117
Steve Rich, 1993-96 (52)	106
Steven Edwards, 1992-96 (72)	97
Pat Lawrence, 1991-94 (50)	79
Steve Frazier, 1993-98 (71)	62
Anthony Lawrence, 1991-93 (34)	61
Lorenzo Pearson, 1992-96 (61)	60

Defensive Rebounds

Tim James, 1995-99 (72)	337
Constantin Popa, 1991-95 (72)	255
Kevin Norris, 1994-98 (72)	200
Steven Edwards, 1992-96 (72)	179
Alex Fraser, 1993-97 (71)	175
Mario Bland, 1996-99 (54)	158
Steve Rich, 1993-96 (52)	135
Steve Frazier, 1993-96 (53)	97
Pat Lawrence, 1991-94 (50)	88
Clifton Clark, 1995-97 (36)	86

Total Rebounds

Tim James, 1995-99 (72)	545
Constantin Popa, 1991-95 (72)	443
Alex Fraser, 1993-97 (71)	314
Steven Edwards, 1992-96 (72)	276
Mario Bland, 1996-99 (54)	275
Steve Rich, 1993-96 (52)	241
Kevin Norris, 1994-98 (72)	228
Steve Frazier, 1993-98 (71)	181
Pat Lawrence, 1991-94 (50)	167
Johnny Hemsley, 1996-99 (96)	159

Assists

Kevin Norris, 1994-98 (72)	325
Steven Edwards, 1992-96 (72)	192
Vernon Jennings, 1996-99 (52)	189
Michael Gardner, 1991-94 (40)	179
Steve Frazier, 1993-98 (71)	134
Torey McCormick, 1993-97 (61)	108
Trevor Burton, 1991-93 (33)	75
Constantin Popa, 1991-95 (72)	64
Anthony Rosa, 1993-96 (46)	61
Alex Fraser, 1993-97 (71)	58
Jake Morton, 1991-93 (33)	43

Steals

Kevin Norris, 1994-98 (72)	122
Steven Edwards, 1992-96 (72)	87
Tim James, 1995-99 (72)	85
Vernon Jennings, 1996-99 (52)	85
Alex Fraser, 1993-97 (71)	72
Steve Frazier, 1993-98 (71)	56
Constantin Popa, 1991-95 (72)	54
Michael Gardner, 1991-94 (40)	53
Torey McCormick, 1993-97 (61)	53
Jake Morton, 1991-93 (33)	52
Jerome Scott, 1991-92 (18)	43

Blocked Shots

Constantin Popa, 1991-95 (72)	160
Tim James, 1995-99 (72)	144
Alex Fraser, 1993-97 (71)	31
Pat Lawrence, 1991-94 (50)	28
Steve Rich, 1993-96 (52)	26
Will Davis, 1993-97 (30)	23
Lorenzo Pearson, 1992-96 (61)	22
Elton Tyler, 1997-99 (36)	21
Steven Edwards, 1992-96 (72)	21
Lucas Barnes, 1996-98 (24)	20

Personal Fouls

Constantin Popa, 1991-95 (72)	251
Kevin Norris, 1994-98 (72)	190
Alex Fraser, 1993-97 (71)	155
Steven Edwards, 1992-96 (72)	151
Pat Lawrence, 1991-94 (50)	140
Tim James, 1995-99 (72)	140
Steve Rich, 1993-96 (52)	130
Mario Bland, 1996-99 (54)	128
Steve Frazier, 1993-98 (71)	127
Vernon Jennings 1996-99 (52)	124
Jake Morton, 1991-93 (33)	98
Hammie Ward, 1991-93 (27)	96

Disqualifications

Constantin Popa, 1991-95 (72)	12
Pat Lawrence, 1991-94 (50)	6
Steve Rich, 1993-96 (52)	5
Jamal Johnson, 1993-94 (18)	4
Kevin Norris, 1994-98 (72)	4
Johnny Hemsley, 1996-99 (46)	4
Vernon Jennings 1996-99 (52)	3

Games Started

Kevin Norris, 1994-98 (72)	71
Alex Fraser, 1993-96 (71)	66
Constantin Popa, 1991-95 (72)	56
Steven Edwards, 1992-96 (72)	56
Tim James, 1995-99 (72)	52
Mario Bland, 1996-99 (46)	47
Michael Gardner, 1991-94 (40)	42
Clifton Clark, 1995-97 (36)	29
Johnny Hemsley, 1996-99 (46)	28
Vernon Jennings, 1996-99 (52)	27
Trevor Burton, 1991-93 (33)	25
Steve Rich, 1993-96 (52)	24
Torey McCormick, 1993-97 (61)	23

Minutes Played

Tim James, 1995-99 (72)	2180
Kevin Norris, 1994-98 (72)	2158
Steven Edwards, 1992-96 (72)	1988
Constantin Popa, 1991-95 (72)	1732
Alex Fraser, 1993-97 (71)	1587
Steve Frazier, 1993-98 (71)	1564
Steve Rich, 1993-96 (52)	1252
Johnny Hemsley, 1996-99 (46)	1249
Michael Gardner, 1991-94 (40)	1211
Mario Bland, 1996-99 (46)	1205
Vernon Jennings, 1996-99 (52)	

BIG EAST Single-Game Records

Miami Individual (Regular Season Only)

Most Points (Game)-43, Steve Rich vs. St. John's (2-20-96)

Most Points (Half)-22, Steve Rich vs. St. John's (2nd Half, 2-20-96)

Most Points (OT period)-7, Steve Rich vs. St. John's (2nd OT, 2-20-96)

Most Field Goals Made-18, Steve Rich vs. St. John's (2-20-96)

Most Field Goals Attempted-25, Steve Rich vs. St. John's (2-20-96)

Highest FG% (min. 5 made)-1.000 (6-6), Alex Fraser vs. Syracuse (1-3-96)

1.000 (6-6), Alex Fraser vs. Providence (1-15-97)

Most Three-Point FGM-6, Steven Edwards vs. Pittsburgh (1-23-93)

6, Steven Edwards vs. Georgetown (3-3-93)

6, Steven Edwards vs. Seton Hall (2-19-94)

6, Johnny Hemsley vs. Villanova (2-16-99)

Most Three-Point FGA-13, Steven Edwards vs. Boston College (2-10-96)

Highest Three-Point FG%-1.000 (5-5), Trevor Burton vs. Georgetown (1-2-93)

Most Free Throws Made-12, Johnny Hemsley vs. St. John's (2-3-99)

Most Free Throws Attempted-16, Steven Edwards vs. St. John's (1-11-95)

Highest FT% (min. 5 made)-1.000 (10-10), Steven Edwards vs. Villanova (3-6-93)

Most Offensive Rebounds-8, Constantin Popa vs. Syracuse (12-6-94)

8, Constantin Popa vs. St. John's (2-13-95)

Most Defensive Rebounds-12, Constantin Popa vs. Seton Hall (2-23-93)

Most Total Rebounds-18, Constantin Popa vs. Seton Hall (2-23-93)

Most Assists-14, Michael Gardner vs. Pittsburgh (1-23-93)

Most Turnovers-8, Kevin Norris vs. Georgetown (1-18-97)

8, Tim James vs. Georgetown (12-20-98)

8, Tim James vs. Pittsburgh (1-30-99)

Most Blocked Shots-8, Tim James vs. West Virginia (2-6-96)

Most Steals-6, Torey McCormick vs. Seton Hall (1-26-94)

6, Kevin Norris vs. Notre Dame (2-22-98)

6, Vernon Jennings vs. Providence (2-13-99)

Most Minutes Played-44, Johnny Hemsley vs. Connecticut (1-20-99)

Opponent Individual (Regular Season Only)

Most Points (Game)-35, Dave Johnson (Syracuse, 1-11-92)

Most Points (Half)-23, Vontee Cummings (Pittsburgh, 2nd Half, 1-8-97)

Most Points (OT period)-11, Bryan Caver (Seton Hall, 3-4-92)

Most Field Goals Made-11, John Wallace (Syracuse, 12-6-94)

11, Victor Page (Georgetown, 1-18-97)

11, Pat Garrity (Notre Dame, 2-23-98)

11, Richard Hamilton (Connecticut, 1-20-99)

Most Field Goals Attempted-30, Victor Page (Georgetown, 1-18-97)

Highest FG%-1.000 (6-6), Jake Voskuhl (Connecticut, 2-15-97)

Most Three-Point FGM-8, Ray Allen (Connecticut, 1-31-95)

Most Three-Point FGA-16, Marius Janulis (Syracuse, 1-18-98)

Highest Three-Point FG%-1.000 (5-5), Jerry McCullough (Pittsburgh, 1-12-94)

Most Free Throws Made-17, Jason Lawson (Villanova, 3-5-94)

Most Free Throws Attempted-21, Jason Lawson (Villanova, 3-5-94)

Highest FT%-1.000 (12-12), Othella Harrington (Georgetown, 3-3-93)

Most Offensive Rebounds-8, Jason Lawson (Villanova, 3-5-94)

8, Jerome Williams (Georgetown, 1-7-95)

8, Kevin Freeman (Connecticut, 1-20-99)

Most Defensive Rebounds-12, Andre Griffin (Seton Hall, 1-26-94)

12, Charles Minlend (St. John's, 2-22-97)

Most Total Rebounds-17, Ya-Ya Dia (Georgetown, 1-4-97)

Most Assists-12, Jerry McCullough (Pittsburgh, 2-1-94)

Most Turnovers-9, Vontee Cummings (Pittsburgh, 1-30-99)

Most Blocked Shots-7, Alonzo Mourning (Georgetown, 1-25-92)

7, Etan Thomas (Syracuse 2-8-99)

Most Steals-10, Allen Iverson (Georgetown, 1-13-96)

Most Minutes Played-48, Derek Brown (St. John's, 2-20-96)



Johnny Hemsley holds three UM BIG EAST single-game records including three-point field goals made, free throws made and minutes played.

BIG EAST-Team Single-Game Records

(Regular Season Conference Games Only)

Points

Most: vs. Villanova, 2-16-99 103

Opp.: West Virginia, 1-10-98 98

Most (non-OT Game): vs. Villanova, 2-16-99 103

Opp.: West Virginia, 1-10-98 98

Fewest: vs. Georgetown, 1-25-92 40

Opp.: St. John's, 1-14-92 42

Most (Half): vs. Villanova (2nd Half), 2-16-99 56

Opp. (Half): Villanova (2nd Half), 3-5-94 53

Fewest (Half): vs. St. John's (1st Half), 1-14-92 12

Opp. (Half): St. John's (1st Half), 1-14-92 14

Most (OT period): vs. Boston Coll., 2-25-95 17

Opp. (OT period): Seton Hall, 3-4-92 23

Fewest (OT period): vs. Connecticut, 1-20-99 4

Opp. (OT period): Pittsburgh, 2-28-95 5

Field Goals

Most: vs. Villanova, 2-16-99 40

Opp.: St. John's, 2-20-96 34

Fewest: vs. St. John's, 1-14-92 13

Opp.: St. John's, 1-14-92 15

Most Attempts: vs. St. John's, 2-20-96 77

Opp.: St. John's, 2-20-96 72

Fewest Attempts: vs. Rutgers, 2-2-97 40

Opp.: Villanova, 2-18-92 33

Highest Percentage (Game): vs. Villanova, 2-16-99606 (40-66)

Opp. (Game): Villanova, 1-25-95600 (33-55)

Highest Percentage (Half): vs. Syracuse (2nd Half), 1-3-96714 (20-28)

Opp. (Half): Villanova (2nd Half), 1-27-96692 (18-26)

Lowest Percentage (Game): vs. Villanova, 2-25-92283 (15-53)

Opp.: Seton Hall, 2-10-97276 (16-58)

Lowest Percentage (Half): vs. Boston Coll. (2nd Half), 1-15-94172 (5-29)

Opp. (Half): Seton Hall (2nd Half), 2-10-97172 (5-29)

3-Point Field Goals

Most: vs. Georgetown, 3-3-93 15

Opp.: Pittsburgh, 2-18-95 14

Fewest: 5 occasions 1

Opp.: Syracuse, 3-1-94 0

Most Attempts: vs. Providence, 2-16-93 30

Opp.: Providence, 1-18-95 31

Fewest Attempts: vs. Seton Hall, 1-7-92 6

Opp.: vs. Connecticut, 1-18-92 6

Opp.: Rutgers, 1-13-99 6

Opp.: St. John's, 1-16-93 5

Highest Percentage: vs. Connecticut, 1-2-92875 (7-8)

Opp.: Georgetown, 3-3-93857 (6-7)

Lowest Percentage: vs. Providence, 3-7-92100 (1-10)

Opp.: Syracuse, 3-1-94000 (0-11)

Free Throws

Most: vs. St. John's, 2-20-96 28

Opp.: Georgetown, 2-15-92 34

Fewest: vs. Providence, 1-9-94 1

Opp.: Notre Dame, 1-23-96 4

Most Attempts: vs. Notre Dame, 1-23-96 44

Opp.: Georgetown, 2-15-92 50

Fewest Attempts: vs. Providence, 1-9-94 4

Opp.: Notre Dame, 1-23-96 6

Highest Percentage: vs. Connecticut, 2-5-94 1.000 (6-6)

Opp.: Villanova, 1-30-93960 (24-25)

Lowest Percentage: vs. Seton Hall, 2-24-98222 (4-18)

Opp.: Providence, 3-7-92462 (18-39)

Rebounds

Most Offensive: vs. St. John's, 2-20-96 27

Opp.: Providence, 1-19-93 23

Fewest Offensive: vs. Boston College, 2-10-93 6

Opp.: vs. St. John's, 1-6-99 6

Opp.: Boston College, 2-27-93 1

Most Defensive: vs. Pittsburgh, 2-23-99 33

Opp.: Syracuse, 1-25-95 35

Fewest Defensive: vs. Georgetown, 1-25-92 11

Opp.: Boston College, 1-21-92 13

Most Total: vs. Seton Hall, 2-10-97 55

Opp.: Syracuse, 1-28-95 52

Fewest Total: vs. Georgetown, 3-3-93 22

Opp.: Syracuse, 1-11-92 22

Largest Rebound Margin: vs. Rutgers, 2-8-97 +22 (52-30)

Opp.: Georgetown, 3-3-93 +24 (46-22)

Assists

Most: vs. Villanova, 2-16-99 26

Opp.: Providence, 1-8-94 27

Fewest: vs. Georgetown, 1-25-92 2

Opp.: Boston College, 2-22-92 7

Turnovers

Most: vs. Georgetown, 1-13-96 32

Opp.: Notre Dame, 1-9-99 27

Fewest: vs. Boston College, 2-10-93 5

Opp.: St. John's, 1-22-94 7

Blocked Shots

Most: vs. West Virginia, 2-6-96 11

Opp.: vs. Pittsburgh, 1-30-99 11

Opp.: Connecticut, 1-18-92 9

Syracuse, 2-8-99 9

Fewest: vs. Boston College, 2-22-92 0

Opp.: vs. Syracuse, 1-9-93 0

Opp.: vs. Syracuse, 2-8-99 0

Opp.: 5 occasions 0

Steals

Most: vs. West Virginia, 1-16-99 15

Opp.: vs. Notre Dame, 1-9-99 15

Opp.: Villanova, 1-25-95 21

Fewest: vs. St. John's, 1-22-94 1

Opp.: Boston College, 2-10-93 2

Personal Fouls

Most: vs. Georgetown, 2-15-92 31

Opp.: vs. Providence, 3-7-92 31

Opp.: Notre Dame, 1-23-96 32

Fewest: vs. Syracuse, 12-7-96 9

Opp.: Connecticut, 3-4-95 11

Margin of Victory

Largest: vs. Pittsburgh, 2-23-99 33 (85-52)

Opp.: vs. Connecticut, 1-22-97 23 (69-46)

Opp.: Georgetown, 1-19-94 37 (77-40)

Smallest: vs. Villanova, 3-6-93 1 (77-76)

Opp.: vs. Georgetown, 12-30-98 1 (64-63)

Opp.: Boston College, 1-21-92 1 (51-50)

Opp.: Rutgers, 2-2-97 1 (60-59)

Halftime

Largest Lead: vs. Notre Dame, 2-28-96 24 (41-17)

Largest Deficit: vs. Syracuse, 12-22-93 24 (47-23)

Deficits Overcome

Largest Deficit Overcome: vs. Providence, 1-19-93 16 (32-16, 6:09 left, 1st H)

Opp.: vs. West Virginia, 2-6-96 16 (24-8, 7:24 left, 1st H)

Largest 2nd Half Deficit Overcome: vs. Georgetown, 1-18-97 13 (49-36, 8:35 left)

BIG EAST-Individual Season Records

Points

Tim James, 1998-99 (18) 336

Scoring Average

Tim James, 1998-99 (18) 18.7

Field Goals Made

Tim James, 1998-99 (18) 133

Field Goals Attempted

Tim James, 1998-99 (18) 273

Field Goals Percentage (Minimum 4 FGM per game played)

Mario Bland, 1997-98 (90-145)621

Three-Point

Field Goals Made

Steven Edwards, 1992-93 (18) 59

Three-Point

Field Goals Attempted

Steven Edwards, 1992-93 (18) 143

Three-Point

Field Goal Percentage (Minimum 1.5 3-PT FGM per game played)

Jake Morton, 1992-93 (34-80)425

Free Throws Made

Steven Edwards, 1992-93 (18) 71

Free Throws Attempted

Steven Edwards, 1992-93 (18) 99

Free Throws Percentage (Minimum 2 FTM per game played)

Steven Edwards, 1994-95 (58-72)806

Offensive Rebounds

Tim James, 1996-97 (18) 61

Defensive Rebounds

Tim James, 1997-98 (18) 119

Total Rebounds

Tim James, 1997-98 (18) 173

Rebound Average

Tim James, 1997-98 (18) 9.6

Assists

Vernon Jennings, 1998-99 (18) 109

Steals

Jerome Scott, 1991-92 (18) 43

Blocked Shots

Constantin Popa, 1992-93 (18) 54

Personal Fouls

Constantin Popa, 1992-93 (18) 72


Disqualifications

Constantin Popa, 1992-93 (18) 5


Minutes Played

Michael Gardner, 1992-93 (18) 657

Games played in () except in shooting percentage categories



Steven Edwards scored a UM BIG EAST record 310 points in 1992-93.



In 1997-98 Mario Bland led the conference in field goal percentage shooting a UM BIG EAST record 62.1 percent.

BIG EAST Single-Season, Team Records

(Regular Season, Conference Games Only)

Points

Most: 1998-99 1323

Opp.: 1993-94 1392

Fewest: 1991-92 1000

Opp.: 1996-97 1154

Highest Scoring Average: 1998-99 73.5

Opp.: 1993-94 77.3

Lowest Scoring Average: 1991-92 55.6

Opp.: 1996-97 64.1

Field Goals

Most: 1998-99 475

Opp.: 1993-94 468

Fewest: 1991-92 342

Opp.: 1991-92 393

Most Attempts: 1997-98 1072

Opp.: 1998-99 1086

Fewest Attempts: 1991-92 923

Opp.: 1991-92 869

Highest %: 1998-99492 (475-966)

Opp.: 1992-93455 (463-1018)

Lowest %: 1991-92371 (342-923)

Opp.: 1996-97388 (402-1036)

3-Point Field Goals

Most: 1992-93 140

Opp.: 1994-95 135

Fewest: 1991-92 70

Opp.: 1992-93 92

Most Attempts: 1992-93 352

Opp.: 1997-98 382

Fewest Attempts: 1998-99 208

Opp.: 1992-93 225

Highest %: 1992-93398 (140-352)

Opp.: 1993-94441 (124-281)

Lowest %: 1997-98297 (78-263)

Opp.: 1996-97289 (96-332)

Free Throws

Most: 1998-99 302

Opp.: 1992-93 365

Fewest: 1993-94 157

Opp.: 1998-99 212

Most Attempts: 1998-99 437

Opp.: 1991-92 545

Fewest Attempts: 1993-94 278

Opp.: 1998-99 338

Highest %: 1998-99691 (302-437)

Opp.: 1992-93709 (365-515)

Lowest %: 1993-94565 (157-278)

Opp.: 1998-99627 (212-338)

Rebounds

Most Offensive: 1994-95 266

Opp.: 1996-97 286

Fewest Offensive: 1991-92 209

Opp.: 1991-92 239

1995-96 239

Most Defensive: 1997-98 468

Opp.: 1992-93 446

Fewest Defensive: 1991-92 314

Opp.: 1998-99 352

Most Total: 1997-98 716

Opp.: 1996-97 707

Fewest Total: 1991-92 584

Opp.: 1998-99 613

Largest Rebound Margin: 1998-99 +4.1 rpg

Opp.: 1992-93 +5.4 rpg

Assists

Most: 1998-99 306

Opp.: 1993-94 296

Fewest: 1991-92 172

Opp.: 1996-97 201

Turnovers

Most: 1993-94 367

Opp.: 1998-99 316

Fewest: 1992-93 259

Opp.: 1993-94 243

Blocked Shots

Most: 1996-97 103

Opp.: 1991-92 77

Fewest: 1991-92 72

Opp.: 1998-99 44

Steals

Most: 1998-99 166

Opp.: 1993-94 211

Fewest: 1993-94 113

Opp.: 1992-93 121

Personal Fouls

Most: 1991-92 427

Opp.: 1998-99 373

Fewest: 1998-99 312

Opp.: 1993-94 315

Steaks

Longest Winning: 1998-99 8

Longest Losing: 1993-94 18

Longest Home Winning: 1996-97 6

Longest Home Losing: 1993-94 9

Longest Road Winning: 1998-99 4

Longest Road Losing: 1991-92 9

1992-93 9

1993-94 9


Miscellaneous

Most Wins: 1998-99 15

Most Losses: 1993-94 18

Most Home Wins: 1993-94; 1997-98, 1998-99 7

Most Road Wins: 1998-99 8



Last season Vernon Jennings led the BIG EAST averaging 6.1 assists per game.

BIG EAST Tournament Records

Miami Individual (Single-Game Records)

Most Points (Game)-30, Jerome Scott vs. Pittsburgh (3-12-92, OR)
Most Points (Half)-21, Trevor Burton vs. Pittsburgh (2nd Half, 3-12-92, OR)
Most Field Goals Made-11, Jerome Scott vs. Pittsburgh (3-12-92, OR)
Most Field Goals Attempted-20, Constantin Popa vs. Georgetown (3-10-95, QF)
20, Tim James vs. Georgetown (3-4-99, QF)
Highest FG%-1.000 (5-5), Anthony Rosa vs. Seton Hall (3-10-94, OR)
Most Three-Point FGM-5, Steven Edwards vs. Rutgers (3-6-96, OR)
Most Three-Point FGA-11, Steven Edwards vs. Rutgers (3-6-96, OR)
11, Johnny Hemsley vs. St. John's (3-5-99, SF)
Highest Three-Point FG%-1.000 (4-4), Jerome Scott vs. Pittsburgh (3-12-92, OR)
1.000 (3-3), Anthony Rosa vs. Seton Hall (3-10-94, OR)
1.000 (3-3), Kevin Norris vs. Rutgers (3-6-96, OR)
Most Free Throws Made-9, Trevor Burton vs. Pittsburgh (3-12-92, OR)
Most Free Throws Attempted-13, Trevor Burton vs. Pittsburgh (3-12-92, OR)
Highest FT%-1.000 (4-4), 4 occasions
Most Offensive Rebounds-8, Constantin Popa vs. Georgetown (3-10-95, QF)
Most Defensive Rebounds-7, Vernon Jennings vs. Georgetown (3-4-98, OR)
7, Mario Bland vs. St. John's (3-5-99, SF)
Most Total Rebounds-14, Constantin Popa vs. Georgetown (3-10-95, QF)
Most Assists-8, Vernon Jennings vs. St. John's (3-5-99, SF)
Most Turnovers-7, Kevin Norris vs. Georgetown (3-10-95, QF)
Most Blocked Shots-5, Constantin Popa vs. Seton Hall (3-10-94, OR)
5, Tim James vs. St. John's (3-5-99, SF)
Most Steals-5, Kevin Norris vs. Georgetown (3-10-95, QF)
Most Dunks- 5, Tim James vs. Georgetown (3-7-96, QF)
Most Minutes Played-40, Trevor Burton vs. Georgetown (3-13-92, QF)
40, Jerome Scott vs. Georgetown (3-13-92, QF)
40, Johnny Hemsley vs. St. John's (3-5-99, SF)

Opponent Individual (Single-Game Records)

Most Points (Game)-38, Allen Iverson (Georgetown, 3-7-96, QF)
Most Points (Half)-22, Allen Iverson (Georgetown, 2nd Half, 3-7-96, QF)
Most Field Goals Made-11, Allen Iverson (Georgetown, 3-7-96, QF)
Most Field Goals Attempted-25, John Long (Georgetown, 3-4-98, OR)
Highest FG%-.778 (7-9), Jerome Williams (Georgetown, 3-7-96, QF)
Most Three-Point FGM-7, Geoff Billet (Rutgers, 3-6-96, OR)
Most Three-Point FGA-13, Sean Miller (Pittsburgh, 3-12-92, OR)
Highest Three-Point FG%-.667 (6-9), Allen Iverson (Georgetown, 3-7-96, QF)
Most Free Throws Made-15, Allen Iverson (Georgetown, 3-10-95, QF)
Most Free Throws Attempted-23, Allen Iverson (Georgetown, 3-10-95, QF)
Highest FT%-1.000 (6-6), Joey Brown (Georgetown, 3-12-92, QF)

Most Offensive Rebounds-6, Jerome Williams (Georgetown, 3-10-95, QF)
Most Defensive Rebounds-11, Jerome Williams (Georgetown, 3-7-96, QF)
Most Total Rebounds-16, Jerome Williams (Georgetown, 3-7-96, QF)
Most Assists-10, Joey Brown (Georgetown, 3-13-92, QF)
Most Turnovers-7, Allen Iverson (Georgetown, 3-10-95, QF)
Most Blocked Shots-7, Ruben Boumtje Boumtje (Georgetown, 3-4-99, QF)
Most Steals-4, Othella Harrington (Georgetown, 3-11-93, OR)
4, Kevin Braswell (Georgetown, 3-4-99, QF)
Most Minutes Played-40, Sean Miller (Pittsburgh, 3-12-92, OR)
40, Joey Brown (Georgetown, 3-13-92, QF)
40, Erick Barkley (St. John's, 3-5-99, SF)



Jerome Scott scored 30 points in UM's inaugural BIG EAST Tournament game, an 83-71 upset victory over Pittsburgh on March 12, 1992. The 30-point effort is still a UM BIG EAST Tournament record and helped Scott become the only UM player to earn a spot on the BIG EAST All-Tournament team.

BIG EAST Tournament-Team Records

Points

Most: vs. Pittsburgh, 3-12-92 (OR) 83
Opp.: Georgetown, 3-7-96 (QF) 92

Fewest: vs. Georgetown, 3-11-93 (OR) 40
Opp.: Georgetown, 3-4-99 (QF) 54

Most (Half): vs. Pittsburgh, 2nd H, 3-12-92 (OR) 50
Opp.: Georgetown, 2nd H, 3-7-96 (QF) 51

Fewest: vs. Georgetown, 1st H, 3-10-95 (QF) 15
Opp.: Georgetown, 2nd H, 3-4-99 (QF) 20

Field Goals
Most: vs. Pittsburgh, 3-12-92 (OR) 29
Opp.: Georgetown, 3-7-96 (QF) 31

Fewest: vs. Georgetown, 3-11-93 (OR) 17
Opp.: Seton Hall, 3-10-94 (OR) 17
Opp.: Georgetown, 3-4-99 (QF) 19

Most Attempts: vs. Georgetown, 3-10-95 (QF) 71
Opp.: Pittsburgh, 3-12-92 (OR) 69

Fewest Attempts: vs. Georgetown, 3-13-92 (QF) 43
Opp.: Georgetown, 3-13-92 (QF) 46

Highest Percentage: vs. Pittsburgh, 3-12-92 (OR)604 (29-48)
Opp.: Georgetown, 3-7-96 (QF)544 (31-57)

Lowest Percentage: vs. Georgetown, 3-11-93 (OR)288 (17-59)
Opp.: Georgetown, 3-4-99 (QF)302 (19-63)

3-Point Field Goals
Most: vs. Rutgers, 3-6-96 (OR) 8
Opp.: Rutgers, 3-6-96 (OR) 11

Fewest: vs. Georgetown, 3-11-93 (OR) 2
Opp.: Georgetown, 3-7-96 (QF) 2
Opp.: Georgetown, 3-10-95 (QF) 0

Most Attempts: vs. Seton Hall, 3-10-94 (OR) 19
Opp.: Rutgers, 3-6-96 (OR) 29

Fewest Attempts: vs. Georgetown, 3-13-92 (QF) 8
Opp.: Georgetown, 3-10-95 (QF) 6

Highest Percentage: vs. Pittsburgh, 3-12-92 (OR)500 (5-10)
Opp.: Georgetown, 3-7-96 (QF)467 (7-15)

Lowest Percentage: vs. Georgetown, 3-11-93 (OR)143 (2-14)
Opp.: Georgetown, 3-10-95 (QF)000 (0-6)

Free Throws
Most: vs. Georgetown, 3-13-92 (QF) 21
Opp.: Georgetown, 3-10-95 (QF) 25

Fewest: vs. Georgetown, 3-11-93 (OR) 4
Opp.: Rutgers, 3-6-96 (OR) 6

Most Attempts: vs. Georgetown, 3-13-92 (QF) 33
Opp.: Georgetown, 3-7-96 (QF) 40

Fewest Attempts: vs. Georgetown, 3-10-95 (QF) 11
Opp.: Georgetown, 3-4-99 (QF) 13

Highest Percentage: vs. Pittsburgh, 3-12-92 (OR)741 (20-27)
Opp.: Georgetown, 3-11-99 (QF)769 (10-13)

Lowest Percentage: vs. Georgetown, 3-11-93 (OR)286 (4-14)
Opp.: Georgetown, 3-7-96 (QF)575 (23-40)

Rebounds
Most Offensive: vs. Georgetown, 3-11-93 (OR) 20
Opp.: Pittsburgh, 3-12-92 (OR) 25

Fewest Offensive: vs. Georgetown, 3-4-98 (OR) 4
Opp.: Georgetown, 3-4-98 (OR) 8

Most Defensive: vs. Georgetown, 3-4-98 (OR) 30
Opp.: Georgetown, 3-10-95 (QF) 33

Fewest Defensive: vs. Georgetown, 3-7-96 (QF) 15
Opp.: Pittsburgh, 3-12-92 (OR) 15

Most Total: vs. Georgetown, 3-11-93 (OR) 44
Opp.: Georgetown, 3-10-95 (QF) 45

Fewest Total: vs. Georgetown, 3-13-92 (QF) 25
Opp.: Georgetown, 3-13-92 (QF) 32
Rutgers, 3-6-96 (OR) 32

Largest Rebound Margin: vs. Rutgers, 3-6-96 (OR) 7 (39-32)
Opp.: Georgetown, 3-7-96 (QF) 10 (44-34)

Assists
Most: vs. Rutgers, 3-6-96 (OR) 18
Opp.: Georgetown, 3-13-92 (QF) 22

Fewest: vs. Georgetown, 3-11-93 (OR) 9
Opp.: Georgetown, 3-4-98 (OR) 6

Turnovers
Most: vs. Seton Hall, 3-10-94 (OR) 24
Opp.: Georgetown, 3-10-95 (QF) 22

Fewest: vs. Rutgers, 3-6-96 (OR) 12
Opp.: Georgetown, 3-4-98 (OR) 9

Blocked Shots
Most: vs. three opponents 7
Opp.: Georgetown, 3-4-99 (QF) 9

Fewest: vs. Georgetown, 3-7-96 (QF) 0
Opp.: Seton Hall, 3-10-94 (OR) 1
Rutgers, 3-6-96 (OR) 1

Steals
Most: vs. Georgetown, 3-10-95 (QF) 9
Opp.: St. John's, 3-5-99 (SF) 11

Fewest: vs. Rutgers, 3-6-96 (OR) 4
Opp.: Georgetown, 3-4-99 (QF) 15
Rutgers, 3-6-96 (OR) 4

Personal Fouls
Most: vs. Georgetown, 3-7-96 (QF) 29
Opp.: Georgetown, 3-13-92 (QF) 25

Fewest: vs. Rutgers, 3-6-96 (OR) 15
Opp.: Georgetown, 3-4-98 (OR) 14


Margin of Victory
Largest: vs. Pittsburgh, 3-12-92 (OR) 12 (83-71)
Opp.: Georgetown, 3-7-96 (QF) 30 (92-62)

Smallest: vs. Rutgers, 3-6-96 (OR) 10 (77-67)
Opp.: St. John's, 3-5-99 (SF) 3 (62-59)

Halftime
Largest Lead: vs. Rutgers, 3-6-96 (OR) 9 (41-32)

Largest Deficit: vs. Seton Hall, 3-10-94 (OR) 19 (35-16)

OR - Opening Round
 QF - Quarterfinals
 SF - Semifinals



Johnny Hemsley is UM's All-time BIG EAST leader in free throw percentage.

***When the competition gets tough,
you need DOCutivity®.***



Lanier 5245
Digital System



**Lanier is the
"Official Office Equipment Company"
of the Miami Hurricanes**

Lanier's DOCutivity® improves your productivity.

DOCutivity® can help your organization achieve its fiscal goals. DOCutivity® is a life-cycle approach to document management that lowers costs as it enhances information management efficiency throughout your organization.

Lanier's DOCutivity® Analysis is an easy, no risk way for you to determine the right solutions for your particular organization. You will get a thorough assessment of your current situation and a detailed report with recommendations tailored to your needs.

With analog systems going digital, and stand-alone systems going multifunctional, we can help you gear your office to compete in today's marketplace.

Our document management solutions include:

- Facilities Management
- Digital Black and White and Color Copiers/Printers
- Facsimile and Multifunction Solutions
- Dictation Solutions

Lanier Worldwide, Inc.
14820 Palmetto Frontage Road, Miami Lakes, FL 33016

www.lanier.com




DOCutivity

Call today for your free
DOCutivity® Analysis.

1-800-708-7088

LANIER



**HOOPS
FOR THE
NEXT
GENERATION**

OPPONENTS

Opponents

81

Opponents

Bethune-Cookman

November 30, 1999, 7:30 p.m., Miami Arena

Location	Daytona Beach, FL
Enrollment	2,500
Conference	Mid-Eastern Athletic Conference
Nickname	Wildcats
Colors	Maroon and Gold
Home Arena	Moore Gymnasium/Daytona Beach Center
Arena Capacity	MG (3,000)/DBC (9,000)
1998-99 Overall Record	11-16
1998-99 Conference Record/Finish	10-9/5th
1998-99 Post-Season Play	None
All-time Record vs. UM	0-3
Last Meeting	December 10, 1993 - UM 82, BCC 54
President	Dr. Oswald P. Bronson
Athletic Director	Lynn W. Thompson
Sports Information Director	Charles D. Jackson
SID Office Phone	(904) 258-7621
Jackson's Home Phone	(904) 532-2335
Address	604 S. Bethune Blvd. Daytona Beach, FL 32114 (904) 253-4231
Fax	(904) 255-1401, Ext. 423
Press Row	www.bethune.cookman.edu
Web Site	Horace Broadnax (Georgetown, '86)
Head Coach	Record at Bethune-Cookman: 12-42 (2 years)
Overall Record	12-42 (2 years)
Assistants	Cliff Reed (Bethune-Cookman '91) Rick Walrond (North Carolina Methodist '75) Earl Fatkin (West Virginia '77)

Numerical Roster

No	Name	Pos	Ht	Wt	Class	Previous School/Hometown
3	Brent King	F	6-5	190	So.	Lawrence Central/Indianapolis, IN
4	Bryan Sanders	F	6-6	200	So.	Skyline/Dallas, TX
5	Larry Gilbert	G	6-4	200	Jr.	McCook CC/Holyoke, MA
10	Tyrhon Crawford	G	6-0	165	Jr.	Auburndale/Winter Haven, FL
11	Brian Cox	G	6-1	175	So.	Daytona Beach CC/Daytona Beach, FL
12	Valder Ned	F	6-6	210	So.	Nova/Ft. Lauderdale, FL
13	Antoine Toliver	G	6-1	175	Jr.	Daytona Beach CC/Daytona Beach, FL
20	Tyris Livis	G	5-10	165	So.	Weatherford (TX) CC/Terrebonne, LA
21	Freddie Cole	G	6-3	185	So.	Prince George/Ft. Lee, VA
22	Javon Dukes	G	5-7	150	So.	Hardee/Wauchula, FL
23	Derricus Lockwood	F	6-6	210	Jr.	Quincy Shanks/Quincy, FL
24	Jerry Daniels	F/C	6-9	195	Fr.	Hallandale/Hallandale, FL
25	Jesse Daniels	F/C	6-8	195	Fr.	Hallandale/Hallandale, FL
32	Jerome Nichols	C	6-8	260	Fr.	Truistville/Cocoa, FL
33	Delvin Thomas	F	6-6	197	So.	Miami Norland/Miami, FL

1998-99 Results (11-16)

Siena	L	77-83
@ Detroit	L	50-84
vs. Florida A&M	W	71-58
@ Florida	L	61-91
Georgetown	L	66-69
Stetson	W	71-65
@ Florida Atlantic	L	78-90
@ North Carolina A&T	W	62-60
@ South Carolina State	L	62-69
@ Auburn	L	44-99
@ Delaware State	W	72-61
@ Mid-Eastern Shore	W-OT	57-53
@ Coppin State	L	50-69
@ Morgan State	L	56-68
Hampton	W	75-63
Norfolk State	L	68-69
Howard	W	74-59
North Carolina A&T	W	86-55
South Carolina State	L-OT	56-58
Delaware State	L	64-66
Mid-Eastern Shore	L	76-73
Coppin State	L-OT	67-73
Morgan State	L	62-64
@ Hampton	W	70-61
@ Norfolk State	W	95-88
Florida A&M	L	68-70
vs. North Carolina A&T	L	50-61#
#MEAC Tournament		

1999-00 Schedule

Nov. 19	vs. Florida A&M
Nov. 24	Florida Atlantic
Nov. 28	@ Siena
Nov. 30	@ Miami
Dec. 8	@ Georgetown
Dec. 11	@ Florida
Dec. 14	@ Wisconsin-Milwaukee
Dec. 20	@ Furman
Dec. 28	@ Illinois
Jan. 1	Maryland-Eastern Shore
Jan. 8	Coppin State
Jan. 10	Morgan State
Jan. 15	@ South Carolina State
Jan. 17	@ North Carolina A&T
Jan. 22	Howard
Jan. 24	@ Delaware State
Jan. 29	Hampton
Feb. 3	@ Texas A&M
Feb. 5	@ Maryland-Eastern Shore
Feb. 12	@ Coppin State
Feb. 14	@ Morgan State
Feb. 19	South Carolina State
Feb. 21	North Carolina A&T
Feb. 26	@ Florida A&M
Mar. 2	@ Hampton
Mar. 4	@ Norfolk State
Mar. 8-11	MEAC Tournament

Opponents

82

Boston College

January 22, 2000, 7:30 p.m., Miami Arena

Location	Chestnut Hill, MA
Enrollment	14,600
Conference	BIG EAST
Nickname	Eagles
Colors	Maroon and Gold
Home Arena	Silvio O. Conte Forum
Arena Capacity	8,606
1998-99 Overall Record	6-21
1998-99 Conference Record/Finish	3-15/13th
1998-99 Post-Season Play	None
All-time Record vs. UM	9-7
Last Meeting	January 24, 1999 - UM 75, BC 67
President	Rev. William P. Leahy, S. J.
Athletic Director	Gene DeFilippo
Associate AD/SID	Chris Cameron
SID Office Phone	(617) 552-3004
Cameron's Home Phone	(617) 859-0647
Assistant AD/Basketball SID	Dick Kelley
Office Phone	(617) 552-3039
Kelley's Home Phone	(617) 244-7087
SID Mailing Address	Conte Forum, Room 321 Chestnut Hill, MA 02467 (617) 552-4903
Fax	(617) 552-8989
Press Row	www.bceagles.com
Web Site	Head Coach: Al Skinner (Massachusetts '74)
Head Coach	Record at BC: 21-37 (2 years)
Record at BC	159-163 (11 years)
Overall Collegiate Record	Tim O'Shea (Boston College '84)
Associate Head Coach	Bill Coen (Hamilton '83)
Assistant Coaches	Ed Cooley (Stonehill '94)

Numerical Roster

No	Name	Pos	Ht	Wt	Class	Previous School/Hometown
00	Uka Agbai	F	6-8	225	Fr.	Archbishop Molloy/Queens Village, NY
3	Michael Cotton	G	6-4	220	So.	North Pulaski (AR)/Detroit, MI
4	Jonathan Beerbohm	F	6-7	220	Jr.	Fairbury/Fairbury, NE
5	Dwayne Pina	G	5-10	170	So.	New Bedford/New Bedford, MA
11	Erik Witt	F/C	6-10	220	Fr.	University School/Bonn, Germany
12	Troy Bell	G	6-1	160	Fr.	Academy of Holy Angels/Minneapolis, MN
13	Kenny Walls	G/F	6-5	185	So.	Galileo/San Francisco, CA
23	Xavier Singletary	G	6-6	212	Jr.	Dunbar/Washington, D.C.
24	Osei Millar	F	6-8	200	So.	Christ The King/Brooklyn, NY
32	Andrew Dudley	F/C	6-10	245	Fr.	Life Center (NJ)/Bristol, PA
34	Julian Bah	F	6-8	207	Jr.	Middlesex School/Bronx, NY
42	Jim Boland	F	6-5	195	So.	University School/Waite Hill, OH
45	Brian Ross	F	6-8	230	So.	North Quincy/North Quincy, MA

1998-99 Results (6-21)

Marquette	L	49-70
Harvard	L	61-62
Monmouth	W	62-44
@ Fordham	W	69-56
Fairfield	L	70-75
St. John's	L	55-74
@ Miami	L	64-77
vs. Massachusetts	L	45-75
Holy Cross	W	61-45
@ Northwestern	L	59-69
@ Seton Hall	L	63-79
Connecticut	L	78-91
@ Pittsburgh	L	70-86
@ Villanova	L	67-76
Providence	L	77-89
@ Syracuse	L	51-90
Miami	L	67-75
Notre Dame	W	78-67
Seton Hall	W	61-66
West Virginia	W	60-54
@ Connecticut	L	50-66
@ Rutgers	L	62-75
@ Georgetown	L	54-57
Pittsburgh	L	66-67
Syracuse	L	58-73
@ Notre Dame	L	59-78
vs. Syracuse	L	55-96#
# AT&T BIG EAST Championship		

1999-00 Schedule

Nov. 20	New Hampshire
Nov. 23	Vermont
Nov. 27	@ Penn State
Nov. 29	Hartford
Dec. 4	Massachusetts
Dec. 7	@ Holy Cross
Dec. 11	St. Francis (NY)
Dec. 19	Michigan
Dec. 21-23	@ Puerto Rico Holiday Classic
Dec. 30	@ Iowa
Jan. 8	Providence
Jan. 12	@ Notre Dame
Jan. 15	@ Villanova
Jan. 18	Georgetown
Jan. 22	@ Miami
Jan. 28	Seton Hall
Jan. 29	Syracuse
Feb. 2	@ Rutgers
Feb. 5	@ St. John's
Feb. 6	@ Vanderbilt
Feb. 9	@ Connecticut
Feb. 12	@ Seton Hall
Feb. 15	St. John's
Feb. 19	@ West Virginia
Feb. 23	Pittsburgh
Feb. 26	@ Providence
Mar. 4	Villanova
Mar. 8-11	AT&T BIG EAST Championship

Opponents

Central Florida

November 19, 1999, 7:30 p.m., Orlando, FL

Location	Orlando, FL
Enrollment	32,000
Conference	Trans America Athletic Conference
Nickname	Golden Knights
Colors	Black and Gold
Home Arena	UCF Arena
Arena Capacity	5,100
1998-99 Overall Record	19-10
1998-99 Conference Record/Finish	13-3/2nd
1998-99 Post-Season Play	None
All-time Record vs. UM	0-3
Last Meeting	Dec. 11, 1998 - UM 66, UCF 56
President	Dr. John C. Hitt
Athletic Director	Steve Sloan
Sports Information Director	John Marini
Men's Basketball Contact	TBA
SID Office Phone	(407) 823-2729
Marini's Home Phone	(407) 366-5881
Address	4000 Central Florida Blvd. Orlando, FL 32816 (407) 823-5266 (407) 823-2477
Fax	www.ucf.edu
Press Row	Kirk Speraw (Iowa '80)
Web Site	Head Coach: 86-84 (6 years)
Head Coach	Record at UCF: 86-84 (6 years)
Record at UCF	Chris Mowry (St. Ambrose '84)
Overall Record	Jorge Fernandez (Stetson '85)
Assistants	Don Burgess (Radford '94)

Numerical Roster

No	Name	Pos	Ht	Wt	Class	Previous School/Hometown
00	Davin Granberry	F/C	6-6	240	So.	Braddock/Miami, FL
3	Al Miller	G	6-0	170	Fr.	Washington, D.C./Maine Central Institute
4	Marino Lovett	F	6-6	215	So.	Leta/Tampa, FL
5	Injo Cue	G	6-4	210	Jr.	Buchholz/Gainesville, FL
12	Kyle Schueller	G	6-4	172	Fr.	Lakewood/St. Petersburg, FL
20	Jason Thornton	F	6-5	200	So.	Central Florida Christian/Orlando, FL
21	Marius Boyd	G	6-4	190	So.	Whitefish Bay/Milwaukee, WI
22	D'Quarius Stewart	G	6-2	190	So.	Sexton/Lansing, MI
24	Cory Perry	G	5-11	175	So.	Ballard/Louisville, KY
25	Ikechi Nkawe	F	6-5	230	Fr.	Normal Community HS/Normal, IL
30	Bernett Simms	F	6-7	220	Jr.	Brother Rice/Chicago, IL
32	Paul Reed	F	6-8	225	So.	Old Dominion/Orlando, FL
33	Roy Leath	F	6-7	225	So.	Seton Hall, Lake Wales, FL

1998-99 Results (19-10)

Rollins	W	104-98
@ Auburn	L	42-77
@ Michigan State	L	64-87
@ UNC-Wilmington	W	61-50
Winthrop	W	79-57
@ Miami	L	56-66
@ McNeese State	L	61-65
@ South Florida	L	55-69
Barry	W	73-64
Ohio	L	66-94
Campbell	W	76-52
Georgia State	W	86-70
@ Campbell	W	90-79
@ Georgia State	L	76-81
Jacksonville	W	74-58
Stetson	W	84-65
Florida Atlantic	W	82-72
@ Centenary	L	58-70
@ Jacksonville	W	82-64
Mercer	W	69-64
Troy State	W	107-82
@ Stetson	W	80-68
Centenary	W	59-49
@ Jacksonville	W	65-60
Florida Atlantic	W	84-57
Troy State	W	66-55
Georgia State	W	67-60
Samford	L	61-89#
#TAC Tournament		

1999-00 Schedule

Nov. 19	Miami
Nov. 23	@ Winthrop
Nov. 26-28	SoCon Holiday Hoops
Dec. 3	South Florida
Dec. 10	Flagler
Dec. 13	@ Ohio
Dec. 15	@ Louisville
Dec. 21	UNC-Wilmington
Dec. 23	Middle Tennessee State
Dec. 30	Troy State
Jan. 5	Mercer
Jan. 8	@ Samford
Jan. 10	@ Jacksonville State
Jan. 13	Georgia State
Jan. 15	Campbell
Jan. 20	@ Jacksonville
Jan. 22	@ Stetson
Jan. 26	@ Florida Atlantic
Jan. 29	Jacksonville
Jan. 31	Stetson
Feb. 5	Florida Atlantic
Feb. 10	@ Mercer
Feb. 12	@ Troy State
Feb. 17	Jacksonville State
Feb. 19	Samford
Feb. 24	@ Campbell
Feb. 26	@ Georgia State
Mar. 2-4	TAAC Tournament

Opponents

83

Connecticut

February 19, 2000, 3:30 p.m., Storrs, CT

Location	Storrs, CT
Enrollment	21,901
Conference	BIG EAST
Nickname	Huskies
Colors	National Flag Navy Blue and White
Home Arenas	Harry A. Gampel Pavilion and Hartford Civic Center
Arena Capacity	GP (10,027)/HCC (16,294)
1998-99 Overall Record	34-2
1998-99 Conference Record/Finish	16-2/1st
1998-99 Post-Season Play	6-0, NCAA Champions
All-time Record vs. UM	11-4
Last Meeting	February 20, 1999 - UM 73, UC 71
President	Dr. Philip E. Austin
Athletic Director	Lew Perkins
Associate AD/SID	Tim Tolokan
SID Office Phone	(860) 486-3531
Tolokan's Home Phone	(860) 487-0426
SID Mailing Address	Athletic Communications Office University of Connecticut 2095 Hillside Road, Room 130 Storrs, CT 06269-3078 (860) 486-5085
Fax	GP: (860) 486-1888/HCC: TBA
Press Row	www.uconn.edu/athletics
Web Site	Head Coach: Jim Calhoun (American International, '68)
Head Coach	Record at UC: 304-120 (13 years)
Record at UC	Overall Collegiate Record: 554-257 (27 years)
Overall Collegiate Record	Dave Leitao (Northeastern '83)
Associate Head Coach	Karl Hobbs (Connecticut '85)
Assistant Coaches	Tom Moore (Boston University '87)

Numerical Roster

No	Name	Pos	Ht	Wt	Class	Previous School/Hometown
4	Ajou Ajour Deng	F	6-11	205	So.	St. Thomas More (CT)/London, England
5	Beau Archibald	G/F	6-6	200	Jr.	Utah Valley State JC/Provo, UT
20	Justin Brown	C	7-0	240	So.	Australian Institute/Perth, Australia
23	Albert Mouring	G	6-3	180	Jr.	Colonel Richardson/Preston, MD
32	Troy Robertson	G	6-3	195	Fr.	St. Andrew's/East Providence, RI
33	Kevin Freeman	F	6-7	235	So.	Paterson Catholic (NJ)/Springfield, MA
34	Souleymane Wane	C/F	6-11	240	So.	Redemption Christian Acad./Dakar, Senegal
42	Khalid El-Amin	G	5-10	203	Jr.	North/Minneapolis, MN
43	Jake Voskuil	C	6-11	245	So.	Stake Jesuit/Katy, TX
50	Marcus Cox	G	6-4	175	Fr.	Kolbe Cathedral/Bridgeport, CT
55	Doug Wrenn	G/F	6-6	210	Fr.	O'Dea/Seattle, WA

1998-99 Results (34-2)

Quinnipiac	W	102-80
Richmond	W	77-57
Hartford	W	95-58
Wagner	W	111-46
vs. Washington	W	69-48
Michigan State	W	82-68
@ Massachusetts	W	59-5

Florida Atlantic

December 27, 1999, 7:30 p.m., Miami Arena

Location	Boca Raton, FL
Enrollment	21,000
Conference	Trans America Athletic Conference
Nickname	Owls
Colors	Blue and Grey
Arena	FAU Gymnasium
Arena Capacity	5,000
1998-99 Overall Record	6-20
1998-99 Conference Record	3-13/10th
1998-99 Post-Season Play	None
All-time Record vs. UM	0-12
Last Meeting	November 13, 1998 - UM 97, FAU 73
President	Dr. Anthony J. Catanese
Athletic Director	Thomas M. Cargill
Sports Information Director	Katrina McCormack
SID Office Phone	(561) 297-3163
McCormack's Home Phone	(561) 367-9467
Men's Basketball Contact	John McMahon
McMahon's Home Phone	(954) 845-9092
SID Mailing Address	777 Glades Road Athletic Fieldhouse Boca Raton, FL 33431
Fax	(561) 297-2996
Press Row	(561) 338-1862
Web Site	www.fausports.com
Head Coach	Sidney Green (UNL, '83)
Record at FAU	First Season
Overall Collegiate Record	49-60 (4 years)
Assistant Coaches	Ken Huber (Ohio State '96) Tom McCorry (Manhattan '62)

Numerical Roster

No	Name	Pos	Ht	Wt	Class	Previous School/Hometown
3	Darius Skeete	F	6-6	205	Jr.	Union/Union, NJ
10	Emmett Murphy	G	5-11	190	Fr.	Montclair/Montclair, NJ
11	Tony Lee	G	6-4	195	Jr.	Champlain JC/Keasbey, NJ
13	Tim Griesser	G	6-3	215	Jr.	Springfield/Springfield, PA
14	Ryan Hercek	G	6-5	175	So.	Mariner/Cape Coral, FL
21	Marques Williams	F	6-7	230	Fr.	Mt. Zion Christian Academy/Haines City, FL
22	Motiejus Reimeris	C	6-8	205	Jr.	Erie CC/Vilnius, Lithuania
25	Frank Baxley	G/F	6-5	200	Fr.	Richards/Tallahassee, FL
42	Robert Peterkin	F/C	6-8	220	So.	Miami Senior/Miami, FL

1998-99 Results (6-20)

Miami	L	73-97
St. Thomas	W	88-80
@ Wichita State	L	85-88
@ Southern Methodist	L	61-91
@ Oklahoma State	W	83-81
@ South Florida	L	50-86
Bethune-Cookman	W	90-78
@ Ohio State	L	70-99
@ IUPUI	L	96-98
@ Richmond	L	65-76
@ Georgia State	W-OT	97-80
Campbell	L	70-72
@ Georgia State	L	70-87
@ Campbell	L	70-86
Stetson	L	57-73
Jacksonville	W	88-80
Central Florida	L	72-82
@ Centenary	L	65-67
@ Samford	L-OT	73-80
@ Jacksonville State	L	73-84
Mercer	L	83-92
Troy State	L-OT	86-93
@ Jacksonville	L	46-57
Centenary	W	56-55
@ Stetson	L	61-87
@ Central Florida	L	57-84

1999-00 Schedule

Nov. 22	@ Syracuse
Nov. 24	@ Bethune-Cookman
Dec. 1	Nova Southeastern
Dec. 4	Mercer
Dec. 13	South Florida
Dec. 16	@ Fresno State
Dec. 20-22	Nike Festival
Dec. 27	Miami
Jan. 4	Troy State
Jan. 8	Jacksonville State
Jan. 10	Samford
Jan. 13	Campbell
Jan. 15	Georgia State
Jan. 20	@ Stetson
Jan. 22	@ Jacksonville
Jan. 26	Central Florida
Jan. 29	Stetson
Jan. 31	Jacksonville
Feb. 5	@ Central Florida
Feb. 10	@ Troy State
Feb. 12	@ Mercer
Feb. 17	Samford
Feb. 19	Jacksonville State
Feb. 22	@ UNLV
Feb. 24	@ Georgia State
Feb. 26	@ Campbell
Mar. 2-5	TAAC Tournament



Opponents

84

Georgetown

January 15, 2000, Noon, Washington, D.C.
February 7, 2000, 7:00 p.m., Miami Arena

Location	Washington, D.C.
Enrollment	12,532
Conference	BIG EAST
Nickname	Hoyas
Colors	Blue and Gray
Home Arena	MCI Center
Arena Capacity	20,600
1998-99 Overall Record	15-16
1998-99 Conference Record/Finish	6-12/10th
1998-99 Post-Season Play	0-1, NIT First Round
All-time Record vs. UM	15-9
Last Meeting	March 4, 1999 - UM 65, GU 54
President	Leo J. O'Donovan, S.J.
Athletic Director	Joseph C. Lang
Basketball SID	Bill Shapland
Office Phone	(202) 687-2492
Shapland's Home Phone	(703) 521-5535
SID Mailing Address	McDonough Arena, Box 571124 Washington, D.C. 20057
Fax	(202) 687-2491
Press Row	(202) 628-3200
Web Site	www.guhoyas.com
Head Coach	Craig Esherrick (Georgetown '78)
Record at GU	8-10 (1 year)
Overall Collegiate Record	8-10 (1 year)
Assistant Coaches	Mike Riley (Georgetown '78) Ronnie Thompson (Georgetown '92) Chip Simms (Georgetown '92)


Numerical Roster

No	Name	Pos	Ht	Wt	Class	Previous School/Hometown
1	Demetrius Hunter	G	6-1	205	Fr.	Cheyenne/Las Vegas, NV
5	Anthony Perry	G	6-3	185	Jr.	St. Anthony's/Jersey City, NJ
10	Gharun Hester	G/F	6-4	200	Jr.	Friendly/Rt. Washington, MD
12	Kevin Braswell	G	6-2	190	So.	Maine Central Institute/Baltimore, MD
13	Victor Samnick	F	6-8	185	Fr.	Newport Prep/Duala, Cameroon
21	Courtland Freeman	F	6-9	210	Fr.	Socastee/Myrtle Beach, SC
23	Jason Burns	G/F	6-5	175	Fr.	Durango/Las Vegas, NV
25	Nat Burton	G/F	6-4	200	Jr.	Winchendon School/Washington DC
32	Rhese Gibson	F	6-8	230	So.	All Hallows/Queens, NY
40	Jameel Watkins	C	6-10	244	Gr.	Paul Robeson/Brooklyn, NY
44	Ruben BoumtjeBoumtje	C	6-11	245	Jr.	Archbishop Carroll/Leounde, Cameroon
50	Wesley Wilson	C	6-11	250	Fr.	Maine Central Institute/Valljo, CA

1998-99 Results (15-16)

vs. Temple	L	49-65
vs. Illinois	L	50-60
Hartford	W	91-62
@ Georgia State	W	83-68
Grambling State	W	89-61
Indiana-Purdue	W	72-60
@ Bethune-Cookman	W	69-66
Morgan State	W	67-49
Rutgers	L	62-68
Maryland-Eastern Shore	W	94-66
Miami	L	63-64
@ Connecticut	L	64-87
@ Seton Hall	L	61-72
Providence	W	75-70
@ St. John's	L	69-71
Syracuse	L	79-81
West Virginia	L	54-55
@ Pittsburgh	W	79-71
Connecticut	L	71-78
@ Villanova	L	90-93
Pittsburgh	W	76-58
@ Miami	L	58-71
@ Notre Dame	W	62-53
Southern (NO)	W	99-73
Boston College	W	57-54
St. John's	L	66-74
@ Rutgers	W	57-53
@ Providence	L	62-64
vs. Providence	W	88-66#
vs. Miami	L	54-65#
@ Princeton	L	47-54#

AT&T BIG EAST Championship
% National Invitational Tournament



Opponents

Hartford

December 11, 1999, 2:00 p.m., Miami Arena

Location	West Hartford, CT
Enrollment	4,007
Conference	America East
Nickname	Hawks
Colors	Scarlett and White
Arena	The Chase Family Arena
Arena Capacity	4,475
1998-99 Overall Record	11-16
1998-99 Conference Record/Finish	9-9/5th
1998-99 Post-Season Play	None
All-time Record vs. UM	1-2
Last Meeting	December 13, 1996 - UM 74, UH 58
President	Walter Harrison
Athletic Director	Pat Meiser-McKnett
Sports Information Director	John Sudsbury
SID Office Phone	(860) 768-4620
Sudsbury's Home Phone	(860) 794-0721
Address	The Sports Center 200 Bloomfield Avenue West Hartford, CT 06117
Fax	(860) 768-4068
Press Row	(860) 768-5042
Web Site	www.hartfordhawks.com
Head Coach	Paul Brazeau (Boston College '81)
Record at Florida	90-103 (7 years)
Overall Record	90-103 (7 years)
Associate Head Coach	Stan Nance (Rutgers '78)
Assistant Coaches	Joe Loughran (American International '93) Kendrick Moore (Providence '98)

Numerical Roster

No	Name	Pos	Ht	Wt	Class	Previous School/Hometown
3	Mantas Storpirelis	G/F	6-4	190	So.	The Watkinson School/Jonava, Lithuania
5	Bryan Evans	G	6-1	160	Fr.	Brewster/Brewster, NJ
10	Darrick Jackson	G	5-10	185	So.	Episcopal/Alexandria, VA
11	Riyad King	G	5-10	155	So.	Western Wyoming JC/Jersey City, NJ
13	Wayne McClinton	G	6-2	165	Fr.	St. Anthony's/Jersey City, NJ
20	Rob Doss	F	6-8	205	So.	Harding/Bridgeport, CT
23	Garvin Gordon	F	6-8	220	Jr.	Sheridan Wyoming CC/Garfield, NJ
30	Rob Sawicki	F/C	6-10	220	Jr.	South Alabama/Wayne Hills, NJ
33	Keyon Smith	G/F	6-3	195	Jr.	Windsor/Windsor, CT
34	Josh Odugbela	F/C	6-8	200	Fr.	St. Andrew's School/Barrington, RI
44	Pierre Johnson	F	6-6	185	Fr.	Duval/Seabrook, MD
50	Todd Jones	F/C	6-9	200	So.	St. Mary's/Irvington, NJ

1998-99 Results (11-16)

@ Georgetown	L	62-91
@ Holy Cross	L	58-62
Stena	L	69-86
@ Connecticut	L	58-95
vs. Yale	W	65-60
vs. Central Connecticut St.	W	89-82
New Hampshire	W	88-72
@ Maine	L	65-90
Harvard	L	65-79
@ Tulane	L	63-88
Vermont	W	68-65
@ Hofstra	L	54-77
Drexel	L	63-86
Towson	W-OT	80-57
Delaware	L	68-81
@ Northeastern	W	73-63
Boston University	W	73-51
@ New Hampshire	W	94-78
@ Vermont	L	69-80
Hofstra	L	40-66
@ Drexel	L	58-83
Maine	L	91-102
@ Towson	W	65-56
@ Delaware	L	75-91
Northeastern	W	62-60
@ Boston University	W	88-78
vs. Maine	L	71-76#

America East Tournament

1999-00 Schedule

Nov. 19	@ Sacred Heart
Nov. 22	@ Siena
Nov. 29	@ Boston College
Dec. 3	Phoenix Classic
Dec. 9	@ Syracuse
Dec. 11	@ Miami
Dec. 29	@ Vermont
Jan. 4	@ Louisville
Jan. 8	@ Maine
Jan. 10	New Hampshire
Jan. 14	@ Drexel
Jan. 16	@ Hofstra
Jan. 21	Boston University
Jan. 23	Northeastern
Jan. 26	Holy Cross
Jan. 29	@ Vermont
Jan. 31	@ Harvard
Feb. 3	@ New Hampshire
Feb. 5	@ Maine
Feb. 12	@ Drexel
Feb. 14	@ Delaware
Feb. 17	@ Northeastern
Feb. 19	@ Boston University
Feb. 24	Towson
Feb. 26	Delaware
Mar. 3-11	America East Tournament



Opponents

Kentucky

January 29, 2000, 1:00 p.m., Miami Arena

Location	Lexington, KY
Enrollment	30,000
Conference	Southeastern
Nickname	Wildcats
Colors	Blue and White
Arena	Rupp Arena
Arena Capacity	23,000
1998-99 Overall Record	28-9
1998-99 Conference Record/Finish	11-5/2nd East
1998-99 Post-Season Play	3-1, NCAA Final Eight
All-time Record vs. UM	2-0
Last Meeting	December 5, 1998 - UK 74, UM 65
President	Dr. Charles T. Wethington, Jr.
Athletic Director	C. M. Newton
Assistant AD/Media Relations	Rena Vicini
Men's Basketball Contact	Brooks Downing
SID Office Phone	(606) 257-3838
Downing's Home Phone	(606) 263-7825
Address	UK Media Relations Memorial Coliseum, Rm 23 Lexington, KY 40506-0019
Fax	(606) 323-4310
Press Row	(606) 252-3602
Web Site	www.ukathletics.com
Head Coach	Orlando "Tubby" Smith (High Point College '73)
Record at Kentucky	63-13 (2 years)
Overall Record	187-75 (8 years)
Assistants	George Felton (South Carolina '75) Shawn Finney (Fairmont '85) Mike Sutton (East Carolina '78)


Numerical Roster

No	Name	Pos	Ht	Wt	Class	Previous School/Hometown
3	J.P. Blevins	G	6-2	181	So.	Metcalf County/Edmonton, KY
4	Steve Masiello	G	6-1	170	So.	The Harvey School/White Plains, NY
5	Nate Knight	F	6-9	220	Jr.	Utah Valley State JC/Sandy, UT
10	Keith Bogans	G	6-5	205	Fr.	DeMatha Catholic/Hyattsville, MD
11	Saul Smith	G	6-2	175	Jr.	Clarke Central/Athens, GA
12	Todd Tackett	G	6-2	183	So.	Paintsville/Paintsville, KY
21	Tayshaun Prince	G/F	6-9	215	So.	Dominique/Compton, CA
24	Marvin Stone	F/C	6-10	256	Fr.	Grissom/Huntsville, AL
32	Desmond Allison	G/F	6-5	214	So.	Robinson/Tampa, FL
40	Souleymane Camara	F	6-11	223	So.	Oak Hill (VA) Academy/Dakar, Senegal
42	Jamaal Magloire	C	6-10	260	So.	Eastern Commerce/Toronto, Ontario
50	Marquis Estill	F	6-9	253	Fr.	Madison Central/Richmond, KY

1998-99 Results (28-9)

Eastern Kentucky	W	99-64
Mercer	W	82-51
vs. Wright State	W	97-75
vs. Colorado	W	64-52
vs. Pittsburgh	L	56-69
vs. UCLA	W	66-62
vs. Kansas	W	63-45
Miami	W	74-65
vs. Indiana	W-OT	70-61
Maryland	W	103-81
@ Georgia Tech	W	80-39
vs. Duke	L	60-71
@ Louisville	L	74-83
Tennessee State	W	97-47
Florida	W	93-58
@ South Carolina	W	68-61
@ Vanderbilt	W	73-57
Tennessee	L	46-47
@ Mississippi	W	57-63
Auburn	W	72-62
Mississippi State	W	76-49
@ Georgia	W-OT	91-83
Louisiana State	W	86-62
@ Florida	L	68-75
@ Alabama	L	58-62
South Carolina	W	74-40
Georgia	W	92-71
@ Arkansas	L	74-70
Vanderbilt	W	86-83
@ Tennessee	L	61-68
Mississippi	W	83-73#
Auburn	W	69-57#
Arkansas	W	76-63#
New Mexico State	W	82-80#
Kansas	W-OT	92-88#
Miami (OH)	W	58-43#
Michigan State	L	73-66#

SEC Tournament
% NCAA Tournament



Opponents

85

Memphis

December 4, 1999, 3:00 p.m., Memphis, TN

Location	Memphis, TN
Enrollment	21,100
Conference	Conference USA
Nickname	Tigers
Colors	Royal Blue & Gray
Arena	The Pyramid
Arena Capacity	20,142
1998-99 Overall Record	13-15
1998-99 Conference Record/Finish	6-10/T-2nd National Division
1998-99 Post-Season Play	None
All-time Record vs. UM	5-4
Last Meeting	December 22, 1998 - UM 80, Memphis 64
President	Dr. V. Lane Rawlins
Athletic Director	R. C. Johnson
Sports Information Director	Bob Winn
Men's Basketball Contact	Ron Mears
SID Office Phone	(901) 676-2349
Mear's Home Phone	(901) 753-6441
Address	570 Normal; AOB Rm 205 Memphis, TN 38152
Fax	(901) 678-4134
Press Row	(901) 527-9943
Web Site	www.goTIGERSgo.com
Head Coach	Tic Price (Virginia Tech '79)
Record at Memphis	30-27 (2 years)
Overall Record	93-54 (5 years)
Associate Head Coach	Johnny Jones (LSU '85)
Assistants	Fred Rike (West Texas State '89) Bill Pletzynski (Catawba '94)


Numerical Roster

No	Name	Pos	Ht	Wt	Class	Previous School/Hometown
5	Courtney Trask	G	6-3	170	Fr.	Parkview Baptist/Baton Rouge, LA
10	Jimmie Hunter	G	6-4	174	Jr.	Trezevant/Memphis, TN
11	Keiron Shine	G	5-10	165	Sr.	Okaloosa-Walton CC/Memphis, TN
14	Paris London	F	6-8	235	So.	Hamilton/Memphis, TN
15	Shyrene Chatman	G	6-4	200	Jr.	McKinley/Baton Rouge, LA
20	Aaron Mulvagh	G	6-6	205	Sr.	Yavapai CC/South Hadley, MA
31	Earl Barron	C	6-11	205	Fr.	Clarksdale, MS
32	Marcus Moody	G	6-5	182	Jr.	Overton/Memphis, TN
35	James Harris	C	6-9	242	Sr.	Westbury Christian/Houston, TX
40	Shannon Forman	F	6-5	215	Jr.	NW Mississippi JC/Baton Rouge, LA
45	Kelly Wise	F	6-10	213	So.	Choctawhatchee/Fort Walton Beach, FL
55	Shamel Jones	F/C	6-9	220	Jr.	Georgetown/Brooklyn, NY

1998-99 Results (15-13)

UNC Wilmington	W	79-75
vs. Gonzaga	L	73-88
Northeast Louisiana	W	90-80
Arkansas-Pine Bluff	W	86-42
@ Tennessee	L	67-68
Vanderbilt	W	65-56
Jackson State	W	73-65
Mississippi	W-OT	78-72
@ Arkansas	L	74-99
@ Miami	L	64-80
Southern Mississippi	L	54-60
Alabama-Birmingham	L	83-91
@ South Florida	L	70-80
@ UNC Charlotte	L	77-82
Tulane	W	83-68
@ Houston	L	81-83
South Florida	W	83-70
Arkansas State	W	83-66
@ Southern Mississippi	W	74-60
@ Louisville	L	76-89
Houston	L	78-79
@ Alabama-Birmingham	W	78-75
@ DePaul	L	75-81
St. Louis	W	92-89
Marquette	W	81-79
@ Tulane	L	79-85
Cincinnati	L	64-89
vs. South Florida	L-OT	61-88#

Conference USA Tournament



Opponents

86

Monmouth

November 23, 1999, 7:30 p.m., Miami Arena

Location	West Long Branch, NJ
Enrollment	5,300
Conference	Northeast Conference
Nickname	Hawks
Colors	Royal Blue and White
Arena	Boylan Gym
Arena Capacity	2,500
1998-99 Overall Record	5-21
1998-99 Conference Record/Finish	5-15/11th
1998-99 Post-Season Play	None
All-time Record vs. UM	1-0
Last Meeting	February 4, 1998 - MU 64, UM 62 (OT)
President	Dr. Rebecca Stafford
Athletic Director	Dr. Marilyn McNeil
Director of Communications	Mike Scala
SID Office Phone	(732) 571-4447
Scala's Home Phone	(732) 695-0004
Address	Athletic Communications Office Cedar Avenue West Long Branch, NJ 07764-1898
Fax	(732) 571-3535
Press Row	TBA
Web Site	www.monmouth.edu
Head Coach	Dave Calloway (Monmouth '91)
Record at Monmouth	8-31 (2 years)
Overall Record	8-31 (2 years)
Assistants	Mark Calzonetti (Bentley '85) Geoff Billett (Rutgers '99) Ron Krayl (Souix Falls '68)

Numerical Roster

No	Name	Pos	Ht	Wt	Class	Previous School/Hometown
3	Raheem Carter	G	6-3	195	So.	Long Branch/Long Branch, NJ
4	Rahsaan Johnson	G	6-3	185	So.	Allegany CC/Germantown, MD
5	Sean Collins	G	6-2	190	Sr.	Schickel/Pittsboro, NJ
11	Steve Bridgemohan	F	6-8	225	So.	North Brunswick/North Brunswick, NJ
13	Cameron Milton	G	6-3	185	So.	Franklin Learning Center/Philadelphia, PA
20	Demetry Courtney	G	6-1	165	Jr.	Notre Dame/Frenton, NJ
21	Jay Dooley	F	6-8	210	Fr.	Fork Union Prep/Rumson, NJ
23	Tim Benoit	G	6-2	180	Fr.	Roselle Catholic/Roselle, NJ
24	Gerry Crosby	F	6-5	205	Jr.	Monroe CC/Twinsburg, OH
25	Kevin Owens	C	6-10	225	Fr.	Haddonfield, NJ/Camden Catholic
32	Quin Hayes	F	6-6	205	Sr.	Winchendon/Mt. Prospect, IL
33	James Lauro	G	6-2	180	Fr.	Red Bank Catholic/Spring Lake, NJ
49	Russell Anderson	F	6-6	210	Fr.	Don Bosco Prep (NJ)/Chester, NY

1998-99 Results (5-21)

Sacred Heart	L	61-63
@ Boston College	L	44-62
@ Drexel	L	58-73
Princeton	L	36-63
Quinnipiac	L	59-65
St. Francis (NY)	L	68-77
@ Rider	L	66-75
St. Peter's	L	69-81
@ Robert Morris	L	65-74
@ St. Francis (PA)	L	56-69
@ St. Francis (NY)	L	78-79
Long Island	L	61-79
Fairleigh Dickinson	L	71-75
Central Connecticut State	L	57-66
Maryland-Baltimore County	L	48-68
@ Wagner	L	53-74
@ Mt. Saint Mary's	L	67-72
@ Maryland-Baltimore County	L	58-62
@ Long Island	L	59-75
Wagner	W	66-61
Mt. Saint Mary's	W	75-71
@ Central Connecticut State	W	69-66
@ Quinnipiac	W	85-61
@ Fairleigh Dickinson	L	39-56
Robert Morris	L	70-72
St. Francis (PA)	W	94-82

1999-00 Schedule

Nov. 20	@ Princeton
Nov. 23	@ Miami
Nov. 30	Drexel
Dec. 3-4	Ameritas Classic
Dec. 6	@ DePaul
Dec. 11	Albany
Dec. 18	@ Rider
Dec. 22	@ St. Peter's
Jan. 8	Mt. Saint Mary's
Jan. 10	Maryland-Baltimore County
Jan. 15	@ Wagner
Jan. 17	@ Sacred Heart
Jan. 19	Fairleigh Dickinson
Jan. 22	@ St. Francis (NY)
Jan. 24	@ Long Island
Jan. 29	@ Quinnipiac
Jan. 31	Central Connecticut State
Feb. 3	@ St. Francis (PA)
Feb. 5	@ Robert Morris
Feb. 10	@ Central Connecticut State
Feb. 12	@ Quinnipiac
Feb. 17	Long Island
Feb. 19	St. Francis (NY)
Feb. 22	@ Fairleigh Dickinson
Feb. 24	@ Mt. Saint Mary's
Feb. 26	@ Maryland-Baltimore County



Opponents

North Carolina

December 18, 1999, 7:00 p.m., National Car Rental Center

Location	Chapel Hill, NC
Enrollment	24,255
Conference	Atlantic Coast Conference
Nickname	Tar Heels
Colors	Carolina Blue & White
Arena	Dean E. Smith Center
Arena Capacity	21,572
1998-99 Overall Record	24-10
1998-99 Conference Record/Finish	10-6/3rd
1998-99 Post-Season Play	0-1, NCAA First Round
All-time Record vs. UM	4-0
Last Meeting	February 5, 1990
Chancellor	William McCoy (Interim)
Athletic Director	Dick Baddour
Director of Media Relations	Steve Kirschner
SID Office Phone	(919) 962-7259
Kirschner's Home Phone	(919) 484-0664
Address	Athletic Media Relations & Sports Information Office, 2nd Floor Dean E. Smith Center Skipper Bowles Drive Chapel Hill, NC 27515
Fax	(919) 962-0612
Press Row	(919) 962-8815/8816
Web Site	www.TarHeelBlue.com
Head Coach	Bill Guthridge (Kansas State '60)
Record at North Carolina	58-14 (2 years)
Overall Record	58-14 (2 years)
Assistants	Phil Ford (North Carolina '78) Dave Hammers (North Carolina '76) Pat Sullivan (North Carolina '95)

Numerical Roster

No	Name	Pos	Ht	Wt	Class	Previous School/Hometown
00	Brendan Haywood	C	7-0	271	Jr.	Dudley/Greensboro, NC
4	Jason Parker	F	6-8	250	Fr.	West Charlotte/Charlotte, NC
5	Ed Colia	G	6-1	196	Sr.	St. Thomas More (CT)/Brooklyn, NY
11	Michael Brooker	G/F	6-6	218	Jr.	Brentwood Academy/Sandersville, GA
14	Jon Holmes	G	6-1	170	Fr.	Bloomington South/Bloomington, IN
21	Terrence Newby	G	6-2	207	Sr.	Jordan-Mathews/Siler City, NC
22	Ronald Curry	G	6-2	200	So.	Hampton/Hampton, VA
24	Max Owens	G/F	6-5	198	Jr.	Mt. Zion Academy (NC)/Macon, GA
25	Jason Capel	F/G	6-8	230	So.	St. John's Prospect Hall (MD)/Chesapeake, VA
32	Orlando Melendez	F	6-8	190	So.	McDowell County (NC)/Juana Diaz, PR
40	Joseph Forte	G	6-4	190	Fr.	DeMatthea/Greenbelt, MD
42	Kris Lang	F/C	6-11	235	So.	Hunter Huss/Gastonia, NC
44	Will Johnson	F	6-7	210	Fr.	Hickory/Hickory, NC
50	Brian Bersicker	F/C	6-10	227	Jr.	Kempsville/Virginia Beach, VA

1998-99 Results (24-10)

Appalachian State	W	87-64
Florida International	W	85-44
Georgia	W	65-58
@ Hampton	W	86-75
vs. Purdue	W	54-47
vs. Stanford	W	57-49
@ Middle Tennessee State	W	75-54
vs. Old Dominion	W	63-61
vs. College of Charleston	L	64-66
Buffalo	W	98-49
UNC Charlotte	W	75-73
Louisville	W	77-72
@ Dartmouth	W	82-68
@ Georgia Tech	L	64-66
@ California	L	71-78
Clemson	W	69-53
@ Florida State	W	72-54
Maryland	L	76-89
@ North Carolina State	W	59-56
Virginia	W	71-47
@ Wake Forest	W	52-40
@ Duke	L	77-89
Georgia Tech	W	75-66
@ Clemson	L	63-78
Florida State	W	96-64
@ Maryland	L	64-81
North Carolina State	W	62-53
@ Virginia	W	67-66
Wake Forest	W-OT	68-65
Duke	L	61-81
vs. Georgia Tech	W	78-49#
vs. Maryland	W	86-79#
vs. Duke	L	73-96#
vs. Weber State	L	74-76%

#ACC Tournament
#NCAA Tournament

Opponents

North Carolina Charlotte

December 7, 1999, 7:30 p.m., Miami Arena

Location	Charlotte, NC
Enrollment	15,895
Conference	Conference USA
Nickname	49ers
Home Arena	Dale F. Halton Arena
Capacity	9,105
1998-99 Overall Record	23-11
1998-99 Conference Record/Finish	10-6/2nd C-USA American
1998-99 Post-Season Play	1-1, NCAA 2nd Round
All-time Record vs. UM	1-1
Last Meeting	November 23, 1998 - UNCC 66, UM 59
Chancellor	Dr. J. H. Woodward
Athletic Director	Judy W. Rose
SID/Men's Basketball Contact	Thomas E. Whitestone
Whitestone's Office Phone	(704) 510-6310
Whitestone's Home Phone	(704) 795-4529
SID Mailing Address	9201 University City Blvd Charlotte, NC 28223-0001
Fax	(704) 547-4918
Press Row	(704) 547-4999
Head Coach	Bobby Lutz (UNC Charlotte '80)
Record at UNC Charlotte	23-11 (1 year)
Overall Collegiate Record	204-102 (10 years)
Assistant Coaches	Orahdo Early (Gardner-Webb '90) Rob Moxley (Pfeiffer '94) Lane Odom (High Point '89)

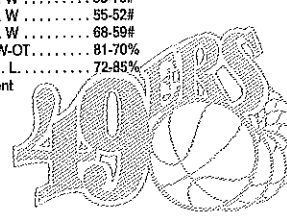
Numerical Roster

No	Name	Pos	Ht	Wt	Class	Previous School/Hometown
01	James Zimmerman	G	6-5	200	Jr.	Indian Hills CC/High Point, NC
03	Kenay Jones	F	6-9	215	Jr.	West Plains JC/Jillington, NC
10	Kedric Smith	G	5-11	185	Sr.	Kansas City CC/Alexandria, LA
12	Wade Hellwell	C	6-11	240	Jr.	Australian Institute for Sports/ Melbourne, Australia
13	Delonte Hill	G	6-6	210	So.	Kensington Prep/Landover, MD
21	Diego Guevara	G	6-1	185	Jr.	Valencia, Carabobo, Venezuela
24	Chris Dwigins	G	6-1	170	Sr.	A.L. Brown/Kannapolis, NC
25	Dee Tolliver	G	6-4	175	Jr.	Oak Hill (VA)/Garner, NC
31	Jobey Thomas	G	6-4	195	So.	Independence/Charlotte, NC
35	Kenny Whitehead	C	6-10	240	So.	St. Vin Pallotti, MD/Alexandria, VA
40	Tremaine Cardiner	F	6-5	220	Sr.	Oak Creek/Milwaukee, WI
42	Jonathan Neely	C	6-10	240	Jr.	Richmond/Rockingham, NC

1998-99 Results (23-11)

@ Boston University	W	65-50
@ Old Dominion	L	56-74
Miami	W	66-59
George Washington	W	76-68
Kent	L	50-53
Virginia Tech	W	62-57
@ Davidson	W	71-62
Virginia Military Institute	W	92-57
@ North Carolina	L-OT	73-75
@ St. Louis	L	58-63
vs. Murray State	W	88-75
vs. Hawaii	W	70-68
vs. Princeton	L	43-47
@ Tulane	L	67-70
Dec. 18	vs. Miami	82-77
Dec. 21	vs. Indiana	62-80
Dec. 23	@ Louisville	68-61
Marquette	W	67-61
@ Alabama-Birmingham	L	71-78
@ Louisville	W	58-49
@ DePaul	W	66-61
St. Louis	W	70-68
Louisville	L	68-79
@ Marquette	L	59-69
@ Cincinnati	L	82-69
South Florida	W	79-74
@ Houston	W	68-66
DePaul	W	78-67
vs. Houston	W	75-71#
vs. Southern Mississippi	W	83-75#
vs. Cincinnati	W	55-52#
vs. Louisville	W	68-59#
vs. Rhode Island	W-OT	81-70%
vs. Oklahoma	L	72-85%

Conference USA Tournament
% NCAA Tournament



Opponents

87

Notre Dame

January 25, 2000, 7:30 p.m., Notre Dame, IN
February 26, 2000, 7:00 p.m., Miami Arena

Location	Notre Dame, IN
Enrollment	10,311
Conference	BIG EAST
Nickname	Fighting Irish
Colors	Gold and Blue
Home Arena	Joyce Athletic Center
Arena Capacity	11,418
1998-99 Overall Record	14-16
1998-99 Conference Record/Finish	8-10/9th
1998-99 Post-Season Play	None
All-time Record vs. UM	6-4
Last Meeting	January 9, 1999 - ND 71, UM68
President	Rev. Edward A. Malloy, C.S.C.
Athletic Director	Michael Wadsworth
Asst. AD/Sports Information Director	John Heisler
SID Office Phone	(219) 631-7516
Basketball Contact	Mike Enright
Enright's Home Phone	(219) 287-8624
SID Mailing Address	Joyce Center, Second Floor Notre Dame, IN 46556 (219) 631-7941
Fax	(219) 631-7941
Press Row	(219) 631-5309
Web Site	www.und.com
Head Coach	Matt Doherty (North Carolina '84)
Record at ND	First Season
Overall Collegiate Record	First Season
Assistant Coaches	Doug Wojcik (Navy '87) Fred Quartlebaum (Fordham '89) Bob MacKinnon (King's College PA '82)

Numerical Roster

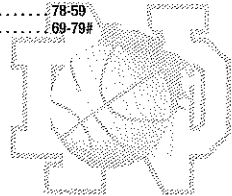
No	Name	Pos	Ht	Wt	Class	Previous School/Hometown
3	Troy Murphy	F	6-9	225	So.	Delbarton/Morristown, NJ
11	Ivan Kartelo	C	6-11	236	Fr.	Winchendon (MA) School/Split, Croatia
13	Matt Carroll	G	6-6	195	Fr.	Hathoro-Horsham/Horsham, PA
15	Jeru Macura	F	6-8	205	Fr.	Split, Croatia
21	Jimmy Dillon	G	6-2	171	So.	Holy Ghost Prep/Philadelphia, PA
22	Mike Monselez	G	6-5	185	Fr.	Moeller/Cincinnati, OH
24	Martin Ingelsby	G	5-11	171	Jr.	Archbishop Carroll/Philadelphia, PA
34	David Graves	F	6-5	211	So.	Lexington Catholic/Lexington, KY
42	Harold Swanagan	F	6-6	242	So.	University Heights Academy/Hopkinsville, KY
43	Skyler Owens	F	6-4	210	So.	Loyola College Prep/Shreveport, LA
44	Todd Palmer	F	6-6	220	So.	Don Bosco Prep/Harrington Park, NJ

1998-99 Results (14-16)

Miami (OH)	L	65-76
Yale	W	64-62
@ Vanderbilt	L	63-68
vs. Duke	L	82-111
vs. Alaska-Anchorage	L-OT	82-88
vs. Southern Utah	W	81-77
Indiana	L-OT	72-76
Central Michigan	W	83-56
@ Providence	W	83-80
Eastern Kentucky	W	82-77
Seton	W	79-55
St. Francis (NY)	W	99-89
Syracuse	L	63-75
Pittsburgh	W	87-64
Villanova	L	62-93
@ Miami	W	71-69
@ Connecticut	L	70-101
@ Villanova	L	58-85
Seton Hall	W	59-56
Rutgers	L	70-72
@ Boston College	L	67-78
Providence	W	81-62
@ Seton Hall	W	76-60
Georgetown	L	53-62
@ West Virginia	L	80-85
@ Syracuse	L	65-71
West Virginia	W	71-69
@ St. John's	L	53-73
Boston College	W	78-59
vs. Seton Hall	L	69-79#

1999-00 Schedule

Nov. 16	@ Ohio State (Preseason NIT)
Nov. 21	St. Francis (PA)
Nov. 30	@ Indiana
Dec. 4	Vanderbilt
Dec. 8	Valparaiso
Dec. 11	@ Miami (OH)
Dec. 18	Virginia Military Institute
Dec. 22	Rider
Dec. 28	Elon
Dec. 31	St. Peter's
Jan. 2	Loyola Marymount
Jan. 5	@ Connecticut
Jan. 12	Boston College
Jan. 16	@ Syracuse
Jan. 18	@ Rutgers
Jan. 22	@ Pittsburgh
Jan. 25	Miami
Jan. 29	St. John's
Feb. 2	West Virginia
Feb. 5	@ Pittsburgh
Feb. 8	@ Villanova
Feb. 12	Connecticut
Feb. 19	@ Seton Hall
Feb. 23	Providence
Feb. 26	@ Miami
Mar. 1	Syracuse
Mar. 4	@ Georgetown
Mar. 6-11	AT&T BIG EAST Championship



Opponents

88

Pittsburgh

February 1, 2000, 7:30 p.m., Miami Arena
February 29, 2000, 7:30 p.m., Pittsburgh, PA

Location	Pittsburgh, PA
Enrollment	32,293
Conference	BIG EAST
Nickname	Panthers
Colors	Blue and Gold
Home Arenas	Fitzgerald Field House/Pittsburgh Civic Arena
Arena Capacity	FFH (6,789)/CA (17,159)
1998-99 Overall Record	14-16
1998-99 Conference Record/Finish	5-13/11th
1998-99 Post-Season Play	None
All-time Record vs. UM	13-13
Last Meeting	February 23, 1999 - UM 85, UP 52
Chancellor	Mark A. Nordenberg
Athletic Director	Steven C. Pederson
Sports Information Director	E.J. Borghetti
SID Office Phone	(412) 648-8240
Basketball Contact	Mike Cawood
Office Phone	(412) 648-8244
Cawood's Home Phone	(412) 323-2667
SID Mailing Address	3719 Terrace and Sutherland Street 2nd Floor, Pitt Stadium Pittsburgh, PA 15260 (412) 648-8248
Fax	(412) 648-8248
Press Row	FFH: (412) 648-2318/CA: TBA
Web Site	www.pittsburghpanthers.com
Head Coach	Ben Howland (Weber State '80)
Record at UP	First Season
Overall Collegiate Record	79-59 (5 years)
Associate Head Coach	Jamie Dixon (TCU '87)
Assistant Coaches	Lennie Parham (Gonzaga '87) Patrick Sandle (San Francisco State '86)

Numerical Roster

No	Name	Pos	Ht	Wt	Class	Previous School/Hometown
4	Jaron Brown	G	6-3	225	Fr.	Maine Central Institute/Lexington, KY
5	Donatas Zavackas	F	6-8	225	Fr.	St. Vincent-St. Mary (OH)/Klaipeda, Lithuania
12	Jarrett Lockhart	G	6-3	195	So.	Mount St. Michael's/Bronx, NY
13	Jeremy Holmes	G	6-0	170	So.	Neosho (KS) County JC/ Cleveland Heights, OH
20	Brandin Knight	G	6-0	175	Fr.	Seton Hall Prep/East Orange, NJ
22	Kelli Taylor	G	6-0	175	So.	Maine Central Institute/Washington, DC
25	Ricardo Greer	G	6-5	220	Jr.	Cheshire (CT) Prep/New York, NY
30	Derrick Worrell	F	6-7	215	Jr.	Allegheny (MD) College/Goldsboro, NC
33	Chris Seabrooks	F	6-9	230	So.	Winchendon (MA) School/Macon, GA
52	Isaac Hawkins	F	6-8	210	So.	Hargrave (VA) Military Academy/ Baton Rouge, LA

1998-99 Results (14-16)

Maryland-Baltimore County	W	84-56
St. Francis (PA)	W	95-69
@ Wright State	W	76-65
Texas-Pan American	W	79-71
vs. Xavier	W	94-76
vs. Kentucky	W	68-56
vs. Maryland	L	52-78
Prairie View A&M	W	78-64
@ Tennessee	L	53-56
@ St. John's	L	52-73
Connecticut	L	69-70
Howard	W	78-42
Providence	L	68-83
@ Notre Dame	L	64-87
Boston College	W	86-70
@ Connecticut	L	58-81
@ Villanova	L	65-86
Georgetown	L	71-79
vs. Duquesne	W	65-60
Miami	W	60-54
@ Georgetown	L	58-76
St. John's	L	60-88
@ Seton Hall	L	61-77
@ Rutgers	L	57-75
Syracuse	L	67-75
West Virginia	W	69-67
@ Boston College	W	67-66
@ Miami	L	52-85
Seton Hall	W	59-58
vs. Rutgers	L	51-64#

1999-00 Schedule

Nov. 19	Wright State
Nov. 24	St. Francis (PA)
Nov. 27	Indiana-Purdue
Dec. 1	Norfolk State
Dec. 4	Tennessee
Dec. 8	Robert Morris
Dec. 11	@ Nebraska
Dec. 18	Appalachian State
Dec. 20	Duquesne
Dec. 23	Virginia Commonwealth
Dec. 29	@ New Orleans
Jan. 3	@ St. John's
Jan. 8	Connecticut
Jan. 16	Seton Hall
Jan. 19	Syracuse
Jan. 22	@ Notre Dame
Jan. 26	Villanova
Feb. 1	@ Miami
Feb. 6	Notre Dame
Feb. 10	@ West Virginia
Feb. 13	Georgetown
Feb. 16	@ Syracuse
Feb. 20	@ Georgetown
Feb. 23	@ Boston College
Feb. 26	Rutgers
Feb. 29	Miami
Mar. 5	@ Providence
Mar. 8-11	AT&T BIG EAST Championship



Opponents

Providence

February 16, 2000, 7:30 p.m., Miami Arena

Location	Providence, RI
Enrollment	3,700
Conference	BIG EAST
Nickname	Friars
Colors	Black and White
Home Arena	Providence Civic Center
Arena Capacity	12,993
1998-99 Overall Record	16-14
1998-99 Conference Record/Finish	9-9/T-6th
1998-99 Post-Season Play	0-1, NIT First Round
All-time Record vs. UM	11-9
Last Meeting	February 13, 1999 - UM 69, PC 65
President	Rev. Philip A. Smith, O.P.
Athletic Director	John M. Marinatto
Sports Information Director	Tim Connor
SID Office Phone	(401) 865-2272
Connor's Home Phone	(401) 273-2379
SID Mailing Address	Sports Information Office 549 River Avenue Providence College Providence, RI 02918 (401) 865-2583 (401) 751-9737 www.friars.com
Fax	(401) 865-2583
Press Row	(401) 751-9737
Web Site	www.friars.com
Head Coach	Tim Welsh (Potsdam St. '84)
Record at PC	16-14 (1 year)
Overall Collegiate Record	86-36 (4 years)
Assistant Coaches	Steve DeMeo (SUNY-Buffalo '87) King Rice (North Carolina '92) Bob Walsh (Hamilton '94)

Numerical Roster

No	Name	Pos	Ht	Wt	Class	Previous School/Hometown
3	Karin Shabazz	C	7-2	230	Jr.	Florida State/Queens, NY
5	Jamaal Camah	G	6-4	195	Jr.	Notre Dame Academy/Salem, MA
10	Chris Rogers	G	6-4	180	Jr.	Bossier Parish CC/Shreveport, LA
11	Abdul Mills	G	6-3	190	Fr.	Milford (CT) Academy/Brooklyn, NY
12	John Linehan	G	5-9	165	Jr.	Winchendon School/Chester, PA
21	Karrem Haylett	G	6-0	160	So.	Bergenfield/Bergenfield, NJ
24	Eron Massey	F	6-6	195	Jr.	Elsinore/Lake Elsinore
25	Ronald Augustin	F	6-5	190	Fr.	Youngstown (OH) Rayen/Chateaugay, Que.
32	Marqus Jefferson	F	6-5	185	Fr.	Notre Dame (MA) Prep/East Chicago, IN
33	Donte Wade	G	6-2	195	Jr.	SE Illinois CC/Huntington, WV
40	David Murray	F/C	6-9	225	Jr.	Mesa (AZ) CC/New York, NY
42	Llewellyn Cole	F/C	6-7	220	So.	Maine Central Institute/New York, NY
55	Mark Jarrell-Wright	G/F	6-5	180	Fr.	St. Benedict's/Newark, NJ

1998-99 Results (16-14)

vs. Vanderbilt	L	66-72
vs. TCU	L	77-79
Rhode Island	W	87-63
Texas-Pan American	W	88-78
North Carolina State	W	80-69
@ Cleveland State	W	87-81
Maine	W	79-72
Brown	W	81-60
Notre Dame	L	80-83
@ Rutgers	L	67-72
Purdue	W	87-82
@ Pittsburgh	W	83-68
Seton Hall	W	65-49
West Virginia	W-OT	90-87
@ Georgetown	L	70-75
@ Syracuse	W	67-58
@ Boston College	W	89-77
St. John's	L	57-84
@ Arkansas	L	79-118
Villanova	W	85-72
@ Notre Dame	L	62-81
@ West Virginia	W	77-68
Rutgers	L	75-86
Miami	L	65-69
@ St. John's	L	70-104
@ Villanova	W-OT	90-84
Connecticut	L	85-72
Georgetown	W	84-62
vs. Georgetown	L	66-68#
@ North Carolina State	L	86-92#

1999-00 Schedule

Nov. 20	Holy Cross
Nov. 22	Brown
Nov. 25-27	Puerto Rico Shootout
Nov. 30	Boston University
Dec. 4	@ North Carolina State
Dec. 7	@ Rhode Island
Dec. 21	Central Connecticut State
Dec. 23	Arkansas
Dec. 27	Long Island
Dec. 30	Massachusetts
Jan. 2	Fordham
Jan. 5	Georgetown
Jan. 8	@ Boston College
Jan. 12	@ Rutgers
Jan. 20	Villanova
Jan. 23	West Virginia
Jan. 27	@ Connecticut
Jan. 30	@ West Virginia
Feb. 1	@ Seton Hall
Feb. 5	Syracuse
Feb. 8	St. John's
Feb. 12	Rutgers
Feb. 16	@ Miami
Feb. 23	@ Notre Dame
Feb. 26	Boston College
Mar. 1	Villanova
Mar. 5	Pittsburgh
Mar. 8-11	AT&T BIG EAST Championship

Opponents

89

Quinnipiac

December 29, 1999, 7:30 p.m., Miami Arena

Location	Hamden, CT
Founded	1929
Enrollment	5,571
Conference	Northeast
Nickname	Braves
Colors	Navy Blue and Gold
Arena	Burt Kahn Court-Athletic Center
Arena Capacity	1,500
1998-99 Overall Record	9-18
1998-99 Conference Record/Finish	6-14/10th
1998-99 Post-Season Play	None
All-time Record vs. UM	First Meeting
President	Dr. John L. Lahey
Athletic Director	John E. Leary
SID	Al Carbone
SID Office Phone	(203) 281-8625
Carbone's Home Phone	(203) 467-7764
Address	Sports Information Office 275 Mount Carmel Avenue Hamden, CT 06518 (203) 281-8716
Fax	(203) 281-8716
Press Row	(203) 287-5247
Web Site	www.quinnipiac.edu
Head Coach	Joe DeSantis (Fairfield '79)
Record at Florida	18-61 (3 years)
Overall Record	18-61 (3 years)
Assistants	Tom Blake (Connecticut '78) Steve Baker (Towson, '89)

Numerical

No	Name	Pos	Ht	Wt	Class	Previous School/Hometown
03	Jamar Fields	G	6-3	195	So.	St. Raymond's/Bronx, NY
10	Jared Grasso	G	6-3	185	So.	St. Anthony's/Syosset, NY
21	Chris Stone	F	6-7	210	So.	Suffield/West Suffield, CT
22	Ivonne Stanley	F	6-6	210	So.	West Haven/West Haven, CT
24	Stevie Patrick	G	6-5	220	Fr.	Tabor Academy/Lynn, MA
25	Alpha East	F	6-6	220	Jr.	Greenfield, MA/Greenfield
30	Nate Pondexter	G	6-4	180	So.	Roosevelt/Washington, D.C.
32	Bill Romano	F	6-8	250	So.	Wethersfield/Wethersfield, CT
42	Bob McNeish	F	6-7	230	Jr.	East Hartford/East Hartford, CT
52	Jason Rosato	C	6-9	250	Jr.	Irondequoit/Rochester, NY
55	Ahmad Allahgoli	F	6-8	210	So.	Gymnasium Muenchenstein/ Reinach, Switzerland

1998-99 Results (24-9)

@ Connecticut	L	102-60	Nov. 19	@ Seton Hall
Army	W	64-63	Nov. 23	Westfield State
@ Columbia	W	54-52	Nov. 29	Columbia
Westfield State	W	90-61	Dec. 2-3	Connecticut Phoenix Classic
@ Syracuse	L	65-93	Dec. 8	Sacred Heart
@ Monmouth	W	65-59	Dec. 11	Dartmouth
Maryland-Baltimore County	L	66-82	Dec. 21	@ Fordham
Mount St. Mary's	L	63-67	Dec. 29	@ Miami
@ Brown	L	63-74	Jan. 4	@ Army
@ Fairleigh Dickinson	L	70-87	Jan. 8	@ Wagner
Central Connecticut State	L	72-84	Jan. 11	Brown
@ Siena	L	90-107	Jan. 15	@ St. Francis (NY)
St. Francis (PA)	W	81-62	Jan. 17	Long Island
@ Wagner	W-OT	73-71	Jan. 22	St. Francis (PA)
@ Robert Morris	W	78-74	Jan. 24	Robert Morris
@ St. Francis (PA)	L	70-78	Jan. 27	Central Connecticut State
Long Island	L-OT	62-63	Jan. 29	@ Monmouth
Robert Morris	W	84-82	Jan. 31	@ Fairleigh Dickinson
@ Mount St. Mary's	L	52-69	Feb. 3	Maryland-Baltimore County
@ Maryland-Baltimore County	L	58-68	Feb. 5	Mount St. Mary's
@ St. Francis (NY)	L	75-89	Feb. 10	Fairleigh Dickinson
@ Long Island	L	63-74	Feb. 12	Monmouth
Monmouth	L	61-85	Feb. 17	@ St. Francis (PA)
St. Francis (NY)	L	74-95	Feb. 19	@ Robert Morris
Fairleigh Dickinson	L	49-66	Feb. 22	@ Central Connecticut State
Wagner	W	75-72	Feb. 24	@ Sacred Heart
@ Central Connecticut State	L	60-88	Feb. 26	Wagner

Rutgers

February 5, 2000, 3:00 p.m., Piscataway, NJ

Location	New Brunswick, NJ
Enrollment	33,583
Conference	BIG EAST
Nickname	Scarlet Knights
Color	Scarlet
Home Arena	Louis Brown Athletic Center
Arena Capacity	8,500
1998-99 Overall Record	19-13
1998-99 Conference Record/Finish	9-9/6th
1998-99 Post-Season Play	1-1, NIT Second Round
All-time Record vs. UM	2-6
Last Meeting	February 27, 1999 - UM 68, RU 63
President	Dr. Francis L. Lawrence
Athletic Director	Robert E. Mulcahy, III
Sports Information Director	John Wooding
SID Office Phone	(732) 445-4200
Wooding's Home Phone	(908) 548-7005
Basketball SID	John Beisser
Office Phone	(732) 445-4200
Beisser's Phone	(732) 752-3632
SID Mailing Address	Louis Brown Athletic Center Sports Media Relations 83 Rockefeller Road Piscataway, NJ 08854 (732) 445-3063 (732) 445-4200
Fax	
Press Row	
Head Coach	Kevin Bannon (St. Peter's '79)
Record at RU	33-28 (2 years)
Overall Collegiate Record	309-179 (17 years)
Assistant Coaches	Tod Kowalczyk (Minnesota-Duluth '88) Walt Towers (Clark '90) Danny Hurley (Seton Hall '96)

Numerical Roster

No	Name	Pos	Ht	Wt	Class	Previous School/Hometown
3	Joel Salvi	F	6-7	220	Sr.	Allegany College/Silver Spring, MD
5	Eugene Dabney	F/C	6-10	225	Fr.	Fork Union (VA) Military Academy/Birmingham, AL
15	Connor Fox	G	6-1	170	So.	Pope John/Fredon, NJ
22	Todd Billet	G	6-0	180	Fr.	Christian Brothers Academy/Middletown, NJ
24	Mike Thompson	F	6-7	220	So.	BYU/Nelson, New Zealand
25	Jeff Greer	G	6-5	180	Jr.	Cardinal Hayes/Washington Heights, NY
31	Dahmray Jones	G	6-5	210	So.	Steinert/Hamilton, NJ
32	Sean Axani	F	6-7	220	Fr.	Red Bank Regional/Red Bank, NJ
34	Luis Flores	G	6-2	180	Fr.	Norman Thomas/Washington Heights, NJ
35	Ian Progin	F	6-5	200	Jr.	West Chester Univ./Hillsborough, NJ
44	Rashod Kent	F/C	6-6	265	So.	Fairmont Senior/Fairmont, WV
50	Alydas Tenys	C	6-11	235	Sr.	Institute Kulturos/Vieksniai, Lithuania
55	Kareem Wright	F/C	6-9	310	Fr.	Mercersburg Academy/Philadelphia, PA

1998-99 Results (19-13)

Wagner	W	72-55
@ James Madison	W	78-56
vs. Auburn	L	55-70
vs. Wichita State	W	74-64
Columbia	W	84-49
Fairleigh Dickinson	W	80-59
@ Georgetown	W	68-62
Providence	W	72-67
Temple	L	38-56
@ Princeton	W	60-49
Lehigh	W	80-55
@ West Virginia	L	63-65
St. John's	L	73-77
Villanova	W	97-87
Miami	L	62-74
@ St. John's	L	78-88
Syracuse	W	74-71
@ Notre Dame	W	72-70
Lafayette	W	84-64
West Virginia	W	87-61
@ Villanova	L	78-84
@ Providence	W	86-75
Pittsburgh	W	71-58
Boston College	W	75-62
@ Connecticut	L	64-77
@ Seton Hall	L	55-57
Georgetown	L	53-57
@ Miami	L	63-66
vs. Pittsburgh	W	64-51
vs. St. John's	L	62-77
Hofstra	W	58-45
Clemson	L	68-78

Opponents

1999-00 Schedule

Nov. 20	@ Rider
Nov. 22	Charleston Southern
Nov. 26-28	Hoop & Grill Classic
Dec. 1	Maryland-Baltimore County
Dec. 8	@ St. Joseph's (PA)
Dec. 11	@ Princeton
Dec. 21	vs. Florida
Dec. 27-28	ECAC Holiday Festival
Jan. 5	@ Syracuse
Jan. 12	Providence
Jan. 15	West Virginia
Jan. 18	Notre Dame
Jan. 23	Villanova
Jan. 25	@ St. John's
Jan. 29	@ Georgetown
Feb. 2	@ Boston College
Feb. 5	Miami
Feb. 9	Seton Hall
Feb. 12	@ Providence
Feb. 14	Albany
Feb. 20	@ Villanova
Feb. 22	Georgetown
Feb. 26	@ Pittsburgh
Feb. 28	Connecticut
Mar. 4	@ West Virginia
Mar. 8-11	AT&T BIG EAST Championship



% National Invitational Tournament

St. John's

March 5, 2000, Noon, Miami Arena

Location	Jamaica, NY
Enrollment	18,336
Conference	BIG EAST
Nickname	Red Storm
Colors	Red and White
Home Arenas	Alumni Hall/Madison Square Garden
Arena Capacity	AH (6,008)/MSG (19,876)
1998-99 Overall Record	28-9
1998-99 Conference Record/Finish	14-4/3rd
1998-99 Post-Season Play	3-1, NCAA Final Eight
All-time Record vs. UM	10-9
Last Meeting	March 5, 1999 - SJU 62, UM 59
President	Rev. Donald J. Harrington, C.M.
Athletic Director	Edward J. Manetta, Jr.
Director of Media Relations/SID	Dominic Scianna
SID Office Phone	(718) 990-6367
Scianna's Home Phone	(718) 224-1174
SID Mailing Address	8000 Utopia Parkway Jamaica, NY 11439 (718) 969-8469
Fax	
Press Row	AH: (718) 990-5713/MSG: TBA
Web Site	www.stjohns.edu/athletics/
Head Coach	Mike Jarvis (Northeastern '68)
Record at SJU	28-9 (1 year)
Overall Collegiate Record	281-150 (14 years)
Assistant Coaches	Mike Jarvis II (Boston University '92) Kevin Clark (Clark College '81) Dermon Player (Graphic Comm. Arts '87)


Numerical Roster

No	Name	Pos	Ht	Wt	Class	Previous School/Hometown
3	Chudney Gray	G	6-3	185	Sr.	Rice/Bronx, NY
10	Kareem Syed	G	6-5	196	Sr.	Hillcrest/Kew Gardens, NY
12	Erick Barkley	G	6-1	185	So.	Maine Central Institute/Queens, NY
14	Marvis Thornton	G	6-4	195	Sr.	Tallahassee (FL) JC/Baltimore, MD
21	Heath Orvis	G	6-0	185	Fr.	Maine Central Institute/Langmont, CO
22	Anthony Glover	F	6-6	225	So.	Rice/Bronx, NY
25	Lavor Postell	F	6-6	212	Sr.	Westover/Albany, GA
32	Jack Wollinger	F	6-11	190	Fr.	Joel Barlow/Redding, CT
33	Donald Emanuel	F	6-8	230	So.	Jones/Houston, TX
41	Reggie Jessie	G/F	6-7	213	Jr.	Bishop Loughlin/Queensbridge, NY

1998-99 Results (28-9)

UNC Asheville	W	105-50
Massachusetts	W	73-69
Columbia	W	71-55
Stanford	L	53-55
Purdue	L	69-70
St. Francis (NY)	W	79-63
Hofstra	W	70-49
@ Boston College	W	74-55
Pittsburgh	W	73-52
@ Virginia	W	95-68
Fordham	W	88-57
Fairleigh Dickinson	W	81-54
@ Rutgers	W	77-73
Niagara	W	115-70
@ Miami	L	79-84
Seton Hall	W	86-75
Georgetown	W	71-69
Rutgers	W	89-78
@ Providence	W	84-57
Duke	L-OT	88-92
@ Syracuse	W	75-70
Connecticut	L	74-78
Miami	L	70-73
@ Pittsburgh	W	88-60
@ West Virginia	W	80-68
Villanova	W	72-65
Providence	W	104-70
@ Georgetown	W	74-66
Notre Dame	W	73-53
@ Villanova	L	60-66
vs. Rutgers	W	77-62#
vs. Miami	W	62-59#
vs. Connecticut	L	63-62#
vs. Samford	W	69-43#
vs. Indiana	W	86-61#
vs. Maryland	W	76-62#
vs. Ohio State	L	74-77#

AT&T BIG EAST Championship
% NCAA Tournament



Opponents

San Juan Shootout

December 20-22, 1999 • San Juan, Puerto Rico

Auburn

Location	Auburn, AL
Enrollment	21,505
Conference	Southeastern
Nickname	Tigers
Colors	Burnt Orange and Navy Blue
Home Arena	Beard-Eaves-Memorial Coliseum
Arena Capacity	10,500
1998-99 Overall Record	29-4
1998-99 Conference Record/Finish	14-2/1st
1998-99 Post-Season Play	2-1, NCAA Sweet 16
All-time Record vs. UM	0-1
Last Meeting	Dec. 17, 1966 - UM 87, AU 73
President	Dr. William V. Muse
Athletic Director	David Housel
Asst. AD/Media Relations	Kent Partridge
Men's Basketball Contact	Chuck Gallina
SID Office Phone	(334) 844-9701
Gallina's Home Phone	(334) 844-9702
SID Mailing Address	Athletic Media Relations, Memorial Coliseum, Donahue Street, Auburn, AL 36830
SID Fax Phone	(334) 844-9708
Press Row Phone	(334) 844-1933/1935
Web Site	www.auburn.edu
Head Coach	Cliff Ellis (FSU '68)
Record at Auburn	96-59 (5 years)
Overall Collegiate Record	444-271 (24 years)
Assistant Head Coach	Shannon Weaver (Middle Tennessee State '93)
Assistant Coaches	Eugene Harris (FSU '78) Mike LaPlante (Maine '89)

Southwestern Louisiana

Location	Lafayette, LA
Enrollment	17,000
Conference	Sun Belt Conference
Nickname	Ragin' Cajuns
Colors	Vermilion & White
Home Arena	Cajundome
Arena Capacity	12,800
1998-99 Overall Record	13-16
1998-99 Conference Record/Finish	7-7
1998-99 Post-Season Play	None
All-time Record vs. UM	Have never played.
President	Dr. Ray P. Authement
Athletic Director	Nelson Schexnayder
SID Office Phone	(318) 482-6331
SID Mailing Address	USL Athletic Complex, 201 Reinhardt Drive, Lafayette, LA 70506
SID Fax Phone	(318) 482-6649
Press Row Phone	(318) 482-6649
Web Site	www.ragincajuns.com
Head Coach	Jessie Evans (Eastern Michigan '72)
Record at USL	31-29 (2 years)
Overall Collegiate Record	31-29 (2 years)
Assistant Coaches	Robert Lee (Nicholls State '91), Bobby Champagne (South Alabama '90), Paul Johnson (Harding '97)

Detroit Mercy

Location	Detroit, MI
Enrollment	7,000
Conference	Midwestern Collegiate
Nickname	Titans
Colors	Red, White and Blue
Home Arena	Calihan Hall
Arena Capacity	8,837
1998-99 Overall Record	25-6
1998-99 Conference Record/Finish	12-2/1st
1998-99 Post-Season Play	1-1, NCAA Second Round
All-time Record vs. UM	Have never played.
President	Sister Maureen A. Fay, O.P.
Athletic Director	Brad Kinsman
Sports Information Director	Mark Engel
SID Office Phone	(313) 993-1745
Engel's Home Phone	(810) 979-1779
SID Mailing Address	4001 W. McNichols Rd., Detroit, MI 48221
SID Fax Phone	(313) 993-1765
Press Row Phone	(313) 993-1750/1763
Web Site	www.udmercy.edu/athletics/
Head Coach	Perry Watson (Eastern Michigan '72)
Record at Detroit	113-64 (6 years)
Overall Collegiate Record	113-64 (6 years)
Assistant Coaches	Mickey Barrett (Xavier '90), Michael Jackson (Detroit '95)

Puerto Rico - Mayaguez

Location	Mayaguez, PR
Enrollment	13,000
Conference	L.A.I.
Nickname	Tarzans
Colors	Kelly Green and White
Home Arena	Rafael A. Mangual Coliseum
Arena Capacity	5,000
1998-99 Overall Record	12-7
1998-99 Conference Record	12-5
All-time Record vs. UM	Have never played.
Chancellor	Dr. Zulma R. Toro
Athletic Director	Hector B. Figueroa
Sports Information Director	Luis R. Basco
SID Office Phone	(787) 265-3866
SID Mailing Address	P.O. Box 9035, Mayaguez, PR 00681-9035
SID Fax Phone	(787) 265-5436
Web Site	www.uprm.edu
Head Coach	Johnny Flores
Years at PR-Mayaguez	14
Assistant Coaches	Pedro Vargas and Waddy Rivera

Illinois State


Location	Normal-Bloomington, IL
Enrollment	20,105
Conference	Missouri Valley
Nickname	Redbirds
Colors	Red and White
Home Arena	Redbird Arena
Arena Capacity	10,200
1998-99 Overall Record	16-15
1998-99 Conference Record/Finish	7-11/7th
1998-99 Post-Season Play	None
All-time Record vs. UM	Have never played.
President	Dr. Victor Boschini
Athletic Director	TBA
Asst. AD/Media Relations	Kenny Mossman
SID Office Phone	(309) 438-3805
Mossman's Home Phone	(309) 663-0206
SID Mailing Address	Athletic Media Relations, Campus Box 7130, Normal, IL 61790-7130
SID Fax Phone	(309) 438-5634
Press Row Phone	(309) 438-5950/8217
Web Site	www.Redbirds.org
Head Coach	Tom Richardson (St. Xavier '77)
Record at ISU	First Season
Overall Collegiate Record	First Season
Assistant Coaches	Chad Altadonna (Illinois State '96), Doug Novsek (Southern Illinois '89), Alvin Williamson (Tulsa '95)

Virginia Tech

Location	Blacksburg, VA
Enrollment	25,000
Conference	Atlantic 10
Nickname	Hokies
Colors	Chicago Maroon and Burnt Orange
Home Arena	Cassell Coliseum
Arena Capacity	10,052
1998-99 Overall Record	13-15
1998-99 Conference Record/Finish	7-9/4th
1998-99 Post-Season Play	None
All-time Record vs. UM	Have never played.
President	Dr. Paul Torgersen
Athletic Director	Jim Weaver
Sports Information Director	Dave Smith
SID Office Phone	(540) 231-6726
Basketball Contact	Bryan Messerly
Messerly's Home Phone	(540) 951-0830
SID Mailing Address	364 Jamerson Center, Blacksburg, VA 24061-0502
SID Fax Phone	(540) 231-6984
Press Row Phone	TBA
Web Site	www.hokiesports.com
Record at VT	First Season
Overall Collegiate Record	First Season
Assistant Coaches	Mark Cline (Wake Forest '88), Steve Lytton (East Tennessee State '68)

Pepperdine

Location	Malibu, CA
Enrollment	7,800
Conference	West Coast Conference
Nickname	Waves
Colors	Blue, Orange and White
Home Arena	Firestone Field House
Arena Capacity	3,104
1998-99 Overall Record	19-13
1998-99 Conference Record/Finish	9-5/2nd
1998-99 Post-Season Play	0-1, NIT First Round
All-time Record vs. UM	1-0
Last Meeting	Dec. 13, 1969 - PU 93, UM 90
President	David Davenport
Athletic Director	Dr. John Watson
Sports Information Director	Michael Zapolski
SID Office Phone	(310) 456-4333
Zapolski's Home Phone	(818) 597-1561
SID Mailing Address	Sports Information, Pepperdine University, Department of Athletics, Malibu, CA 90263-4333
SID Fax Phone	(310) 456-4322
Press Row Phone	(310) 456-5050
Web Site	www.pepperdine.edu
Head Coach	Jan van Breda Kolff (Vanderbilt '74)
Record at Pepperdine	First Season
Overall Collegiate Record	127-100 (8 years)
Assistant Coaches	Chris Walker, Gib Arnold, Damon Archibald



Opponents

Opponents

Seton Hall

January 11, 1999, 7:30 p.m., East Rutherford, NJ

Location	South Orange, NJ
Enrollment	9,527
Conference	BIG EAST
Nickname	Pirates
Colors	Blue and White
Home Arenas	Continental Airlines Arena and Walsh Gym
Arena Capacity	CAA (20,029)/WG (2,600)
1998-99 Overall Record	15-15
1998-99 Conference Record/Finish	8-10/8th
1998-99 Post-Season Play	0-1, NIT First Round
All-time Record vs. UM	12-6
Last Meeting	January 27, 1999 - UM 77, SHU 71
Chancellor	Very Reverend Thomas R. Peterson, O.P.
President	Monsignor Robert T. Sheeran
Athletic Director	Jeff Fogelson
Associate AD/Sports Communications	Marie Wozniak
SID Office Phone	(973) 761-9493
Wozniak's Home Phone	(973) 301-9112
SID Mailing Address	400 South Orange Avenue South Orange, NJ 07079
Fax	(973) 761-9061
Press Row	CAA: (201) 842-5720/WG (201) 761-9493
Web Site	www.shu.edu
Head Coach	Tommy Amaker (Duke '87)
Record at SHU	30-30 (2 years)
Overall Collegiate Record	30-30 (2 years)
Assistant Coaches	Rob Jackson (Northeastern '74) Fred Hill (Montclair St. '81) Chris Collins (Duke '96)

Numerical Roster


No	Name	Pos	Ht	Wt	Class	Previous School/Hometown
0	Ty Shino	G	6-0	173	So	Withrow (OH)/Augusta, GA
10	Shaheen Holloway	G	5-10	173	Sr	St. Patrick's (NJ)/Queens, NY
15	Gary Saunders	G	6-5	211	Sr	Rice/New York, NY
21	Rimas Kaukenas	G	6-4	214	Sr	Prattburg Central (NY)/Vilnius, Lithuania
23	Al Harris	F	6-8	215	Fr	Winchendon School (MA)/Hollywood, FL
30	Darius Lane	G	6-4	217	So	Totino-Grace/Fridley, MN
31	Charles Manga	F	6-10	248	So	Adelphi Academy (NY)/Douala, Cameroon
32	Reggie Garrett	F	6-6	192	Jr	Franklin/Somerset, NJ
33	Samuel Dalembert	C	6-11	230	Fr	St. Patrick's (NJ)/Port-Au-Prince, Haiti
41	Brian Campbell	G	6-3	223	Sr	St. Rose/Manasquan, NJ
42	Kevin Wilkins	F	6-7	220	Jr	Tallahassee (FL) CC/Atlantic City, NJ
55	Greg Morton	F	6-7	225	Fr	St. Raymond's/Bronx, NY

1998-99 Results (15-15)

vs. Indiana	L	69-83
vs. Valparaiso	L	54-64
St. Peter's	W	75-57
Drexel	W	83-70
@ Minnesota	L	70-77
Kean	W	108-46
LaSalle	W	73-55
Villanova	W	68-55
@ Syracuse	W	80-64
Northwestern	W	63-52
Army	W	86-44
Boston College	W	79-63
@ Providence	L	49-65
Georgetown	W	72-61
@ St. John's	L	75-86
West Virginia	W-OT	63-58
@ Notre Dame	L	56-69
@ Connecticut	L	47-62
@ Miami	L	71-77
Syracuse	L	62-76
@ Boston College	L	66-81
Notre Dame	L	60-76
Pittsburgh	W	77-61
Connecticut	L	48-53
Rutgers	W	57-55
@ West Virginia	W	70-67
@ Pittsburgh	L	58-59
vs. Notre Dame	W	79-69
vs. Connecticut	L	56-67
@ Old Dominion	L	56-75
# AT&T BIG EAST Championship		
% National Invitational Tournament		

1999-00 Schedule

Nov. 19	Quinnipiac
Nov. 27	Drexel
Nov. 29	St. Peter's
Dec. 4-5	BB&T Classic
Dec. 11	@ Florida State
Dec. 13	Columbia
Dec. 20	Army
Dec. 23	Stony Brook
Dec. 30	Wagner
Jan. 4	Villanova
Jan. 8	@ Georgetown
Jan. 11	Miami
Jan. 16	@ Pittsburgh
Jan. 18	@ St. John's
Jan. 22	@ Syracuse
Jan. 26	@ Boston College
Jan. 30	@ Connecticut
Feb. 1	Providence
Feb. 5	West Virginia
Feb. 9	@ Rutgers
Feb. 12	Boston College
Feb. 14	Connecticut
Feb. 19	Notre Dame
Feb. 23	Minnesota
Feb. 26	@ Villanova
Feb. 29	@ St. John's
Mar. 8-11	AT&T BIG EAST Championship



Opponents

92

Syracuse

January 8, 2000, Noon, Miami Arena

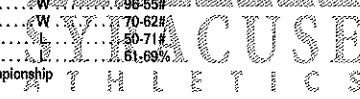
Location	Syracuse, NY
Enrollment	10,400
Conference	BIG EAST
Nickname	Orangemen
Color	Orange
Home Arena	Carrier Dome
Arena Capacity	33,000
1998-99 Overall Record	21-12
1998-99 Conference Record/Finish	10-8/T-4th
1998-99 Post-Season Play	0-1, NCAA First Round
All-time Record vs. UM	11-4
Last Meeting	February 8, 1999 - UM 76, SU 63
Chancellor	Kenneth Shaw
Athletic Director	Jake Crouthamel
Sports Information Director	Sue Edson
SID Office Phone	(315) 443-2608
Men's Basketball SID	Pete Moore
Moore's Home Phone	(315) 449-0745
SID Mailing Address	Manley Field House Syracuse University Syracuse, NY 13244-5020
Fax	(315) 443-2076
Press Row	(315) 443-4241
Web Site	www.suathletics.com
Head Coach	Jim Boheim (Syracuse '66)
Record at SU	549-193 (23 years)
Overall Collegiate Record	549-193 (23 years)
Assistant Coaches	Bernie Fine (Syracuse '67) Mike Hopkins (Syracuse '93) Louis Orr (Syracuse '80)

Numerical Roster

No	Name	Pos	Ht	Wt	Class	Previous School/Hometown
3	Preston Shumpert	G	6-6	192	So	Fort Walton Beach/Fort Walton Beach, FL
4	Tony Bland	G	6-4	180	So	Westchester/Los Angeles, CA
5	Jason Hart	G	6-3	180	Sr	Ingleswood/Los Angeles, CA
12	Allen Griffin	G	6-0	182	Jr	Robeson/Brooklyn, NY
13	Kueth Duany	G/F	6-5	174	Fr	Bloomington North/Bloomington, IN
20	Ethan Cole	F	6-10	240	Jr	Concord/Camden, NJ
21	DeShaun Williams	G	6-3	200	Fr	Paterson Catholic/Paterson, NJ
23	Christopher Schau	F	6-9	197	Jr	Bronx High School of Science/Floral Park, NY
24	Robert McClanaghan	G	6-1	178	Jr	Bishop Hendricken/Cranston, RI
25	Damone Brown	F	6-8	195	Jr	Seneca Vocational/Bufalo, NY
32	Ryan Blackwell	F	6-8	227	Sr	Pittsford Sutherland/Pittsford, NY
33	Etan Thomas	C	6-9	247	Sr	Booker T. Washington/Tulsa, OK
34	Jeremy McNeil	F	6-8	225	Fr	Sam Houston/San Antonio, TX
35	Billy Celuck	C	7-0	197	Jr	Valley View/Jessup, PA
41	Mike Rosenbloom	G	5-10	173	Jr	Lawrence Woodmere Acad./Great Neck, NY

1998-99 Results (21-12)

Colgate	W	93-40
Coppin State	W	74-64
vs. Chamaine	W	82-44
vs. Michigan	W	58-46
vs. Indiana	W	76-63
Quinnipiac	W	93-65
Ohio	L	55-61
Santa Clara	W	95-75
@ West Virginia	L	59-73
Seton Hall	L	64-80
St. Bonaventure	W	71-55
@ Notre Dame	W	75-63
West Virginia	W	83-67
@ Villanova	W	74-52
Providence	L	58-67
@ Georgetown	W	81-79
@ Rutgers	L	71-74
Boston College	W	90-51
South Carolina	W	84-37
St. John's	L	70-75
@ Seton Hall	W	76-62
@ Connecticut	W	59-42
Villanova	L	60-75
Miami	L	63-76
Pittsburgh	W	75-67
Notre Dame	W	71-65
@ UCLA	L	69-93
@ Boston College	W	73-56
Connecticut	L	58-70
vs. Boston College	W	96-55
vs. Villanova	W	70-62
vs. Connecticut	W	50-71
vs. Oklahoma State	W	61-69
# AT&T BIG EAST Championship		
% NCAA Tournament		



Opponents

Villanova

January 17, 2000, 7:00 p.m., Villanova, PA

Location	Villanova, PA
Founded	1842
Enrollment	6,039
Conference	BIG EAST
Nickname	Wildcats
Colors	Blue and White
Home Arenas	The Pavilion/The First Union Center
Arena Capacity	P (6,500)/FUC (21,000)
1998-99 Overall Record	21-11
1998-99 Conference Record/Finish	10-8/T-4th
1998-99 Post-Season Play	0-1, NCAA First Round
All-time Record vs. UM	10-4
Last Meeting	February 16, 1999 - UM 103, VU 82
President	Rev. Edmund J. Dobbin, O.S.A.
Athletic Director	Tim Hofferth
Director of Media Relations	Dean Kenefick
SID Office Phone	(610) 519-4120
Publications Director/MBB contact	Mike Sheridan
Sheridan's Home Phone	(610) 975-0228
SID Mailing Address	Office of Media Relations 800 Lancaster Avenue Villanova, PA 19085
Fax	(610) 519-7323
Press Row	DP: (610) 519-7290/CC: TBA
Web Site	www.villanova.com
Head Coach	Steve Lappas (CCNY '77)
Record at VU	136-84 (7 years)
Overall Collegiate Record	192-146 (9 years)
Assistant Coaches	Steve Pinone (Villanova '87) Joe Jones (Oswego State '87) Peter Zaharis (New York '87)

Numerical Roster

No	Name	Pos	Ht	Wt	Class	Previous School/Hometown
3	Bobby Smith	G	6-2	175	So	Maine Central Institute/Chicago, IL
4	Aaron Matthews	F	6-6	230	Fr	Notre Dame Prep/Seaford, DE
5	Ricky Wright	F	6-7	215	Fr	Central/East Chicago, IN
10	Jermaine Medley	G	6-0	170	Jr	Oak Hill/Wilmington, DE
12	Andrew Sullivan	F	6-7	215	Fr	St. Augustine/London, England
15	Malik Allen	F	6-10	240	Sr	Shawnee/Medford, NJ
21	Brian Lynch	G	6-6	185	Sr	Christian Brothers/Belmar, NJ
22	Gary Buchanan	G	6-3	200	Fr	St. Thomas More/St. Louis, MO
32	Brooks Sales	F	6-10	220	So	Northwest Catholic/Bloomfield, CT
40	Johnny Holley	F	6-6	180	So	McKinney/McKinney, TX
50	T.J. Caouette	F	6-7	215	Sr	Winthrop/Winthrop, ME
55	Mike Bosl	G	6-1	175	Jr	St. Dominic/Soyest, NY

1998-99 Results (21-11)

George Mason	W	86-76
vs. Nebraska	W	75-60
@ Alaska-Fairbanks	W	66-57
vs. Arkansas	W	76-63
Mount St. Mary's	W	71-68
@ St. Joseph's	W	61-49
@ Penn State	L	53-70
@ Seton Hall	L	55-68
West Virginia	W	79-75
Massachusetts	W	66-55
Rider	W	86-73
Howard	W	87-49
@ Connecticut	L	76-100
Syracuse	L	52-74
@ Notre Dame	W	93-62
@ Rutgers	L	87-97
Boston College	W	76-67
Notre Dame	W	85-58
Pittsburgh	W	86-55
@ West Virginia	W	73-62
@ Providence	L	72-85
Georgetown	W-OT	93-90
Rutgers	W	84-78
@ Syracuse	W	75-60
@ St. John's	L	75-82
@ Miami	L	62-103
Providence	L-OT	64-90
Pennsylvania	W	74-63
St. John's	W	66-60
vs. West Virginia	W	73-61
vs. Syracuse	L	61-73
vs. Mississippi	L	70-72
# AT&T BIG EAST Championship		
% NCAA Tournament		

1999-00 Schedule

Nov. 23	Lafayette
Nov. 29	Fairleigh Dickinson
Dec. 6	@ Massachusetts
Dec. 11	@ Penn State
Dec. 15	@ Temple
Dec. 22	South Carolina State
Dec. 27-30	Rainbow Classic
Jan. 4	@ Seton Hall
Jan. 9	@ Pennsylvania
Jan. 12	LaSalle
Jan. 15	Boston College
Jan. 17	Miami
Jan. 20	@ Providence
Jan. 23	@ Rutgers
Jan. 26	@ Pittsburgh
Jan. 30	Georgia
Feb. 2	Connecticut
Feb. 5	@ Georgetown
Feb. 8	Notre Dame
Feb. 12	@ St. John's
Feb. 15	West Virginia
Feb. 20	Rutgers
Feb. 23	@ Syracuse
Feb. 26	Seton Hall
Mar. 4	Providence
Mar. 8-11	AT&T BIG EAST Championship

Opponents

93

West Virginia

January 5, 2000, 7:30 p.m., Miami Arena
February 22, 2000, 7:00 p.m., Charleston, WV

Location	Morgantown, WV
Enrollment	22,200
Conference	BIG EAST
Nickname	Mountaineers
Colors	Old Gold & Blue
Arena	WVU Coliseum
Arena Capacity	14,000
1998-99 Record	10-19
1998-99 Conference Record/Finish	4-14/12th
1998-99 Post-Season Play	None
All-time Record vs. UM	5-3
Last Meeting	January 16, 1999 - UM 64, WVU 55
President	David C. Hardesty, Jr.
Athletic Director	Ed Pastilong
Sports Information Director	Shelly Poe
SID Office Phone	(304) 293-2821
Poe's Home Phone	(304) 599-7259
Address	107 Coliseum Morgantown, WV 26507-0877
Fax	(304) 293-4105
Press Row	(304) 293-2821
Web Site	www.MSNsportsNET.com
Head Coach	Gale Catlett (West Virginia '63)
Record at WVU	400-235 (21 years)
Overall Record	524-279 (27 years)
Assistant Coaches	Drew Sattlet (Randolph-Macon '85) Lanny Van Eman (Wichita State '62) Lester Rowe (West Virginia '85)

Numerical Roster

No	Name	Pos	Ht	Wt	Class	Previous School/Hometown
00	Marcus Goree	F	6-8	230	Sr	Hillcrest/Dallas, TX
3	Kent Dennis	G	6-3	190	Fr	Grover Cleveland/North Hollywood, CA
12	Tim Lyles	G	5-11	180	Fr	Mt. Zion (NC) Academy/Baltimore, MD
13	Brooks Berry	F	6-6	195	Jr	Fork Union Academy (MA)/Roanoke, VA
20	Jason D'Alesio	G	6-1	190	Sr	Madonna/Weirton, WV
21	Duane Lewis	F	6-8	220	Sr	West Virginia State/Morgantown, WV
22	Josh Yeager	F	6-6	190	Fr	Philip Barbour/Belington, WV
30	Lionel Armistead	G	5-11	170	So	Emmanuel Baptist/Toledo, OH
31	Chris Moss	F	6-8	221	So	Lloyd C. Bird/Chesterfield, VA
32	Keith Kincade	F	6-5	180	Fr	Compton Dominguez/Norwalk, CA
34	Brad McMillan	G	5-11	215	Sr	Frank Phillips/Huntington, WV
41	Calvin Bowman	C	6-9	211	Jr	San Jacinto JC/Brooklyn, NY
42	Jamar Gailther	C	6-9	260	Jr	Butler County CC/Greenbelt, MD
45	John Oliver	F	6-9	227	So	Maine Central Institute/Marlus, NY
50	Ales Chen	C	6-11	245	Fr	Fork Union Academy (MA)/Prague, Czech Republic

1998-99 Results (10-19)

Alabama A&M	W	81-54
@ Duquesne	L	50-59
vs. UW-Green Bay	W	64-63
vs. Georgia Tech	L	53-58
vs. St. Louis	W	7

2000 NCAA Tournament Sites, 1999 NIT Results

2000 NCAA Tournament Sites

First/Second Round

East Region:
March 17 & 19, 2000

Marine Midland Arena
Buffalo, New York
Canisius College/Niagara University
Metro Atlantic Athletic Conference (trihosts)

Lawrence Joel Veterans Memorial Coliseum

Winston-Salem, North Carolina
Wake Forest University

Midwest Region:
March 16 & 18, 2000

Cleveland Convocation Center
Cleveland, Ohio
Cleveland State University

Hubert H. Humphrey Metrodome
Minneapolis, Minnesota
University of Minnesota, Twin Cities

South Region:
March 17 & 19, 2000

Gaylord Entertainment Center
Nashville, Tennessee
Ohio Valley Conference

Birmingham-Jefferson Civic Center
Birmingham, Alabama
Southeastern Conference

West Region:
March 16 & 18, 2000

Jon M. Huntsman Center
Salt Lake City, Utah
University of Utah

McKale Center
Tucson, Arizona
University of Arizona

Regional Finals

East:
March 24 & 26, 2000

Carrier Dome
Syracuse, New York
Syracuse University

Midwest:
March 23 & 25, 2000

The Palace of Auburn Hills
Auburn Hills, Michigan
Mid-American Conference

South:
March 24 & 26, 2000

Frank Erwin Center
Austin, Texas
University of Texas at Austin

West:
March 23 & 25, 2000

University Arena
Albuquerque, New Mexico
University of New Mexico

Final Four

April 1 & 3, 2000

RCA Dome
Indianapolis, Indiana
Butler University/Midwestern
Collegiate Conference (cohosts)



1999 National Invitation Tournament Results

First Round

Xavier 86, Toledo 84
Rutgers 58, Hofstra 54
Clemson 77, Georgia 57
Old Dominion 75, Seton Hall 56
Butler 51, Bradley 50
Wake Forest 73, Alabama 57
North Carolina State 92, Providence 86
Princeton 54, Georgetown 47
Nebraska 68, UNLV 55
Colorado 65, Pepperdine 61
Colorado State 69,
Mississippi State 56
Texas Christian 72, Kansas State 71
Wyoming 81, Southern
California 77
DePaul 69, Northwestern 64
California 79, Fresno State 71
Oregon 67, Georgia Tech 64

Second Round

Xavier 87, Wake Forest 76
Princeton 61,
North Carolina State 58
Texas Christian 101, Nebraska 89
Butler 75, Old Dominion 62
Oregon 93, Wyoming 72
Clemson 78, Rutgers 68
Colorado State 86, Colorado 76
California 58, DePaul 57

Third Round

Xavier 65, Princeton 58
Oregon 77, TCU 68
Clemson 89, Butler 69
California 71, Colorado State 62

Semifinals

California 85, Oregon 69
Clemson 76, Xavier 73

Championship

California 61, Clemson 60

Consolation

Xavier 106, Oregon 75

1999 NCAA Tournament Results

East Regional

First Round
Friday, March 12

Boston, Mass. (Fleet Center)
Cincinnati 72, George Mason 48
Temple 61, Kent 54
MIAMI (Fla.) 75, Lafayette 54
Purdue 58, Texas 54

Charlotte, N.C. (Charlotte Coliseum)
Tennessee 62, Delaware 52
SW Missouri State 43, Wisconsin 32
Duke 99, Florida A&M 58
Tulsa 62, College of Charleston 53

Second Round
Sunday, March 14

Boston, Mass. (Fleet Center)
Temple 64, Cincinnati 54
Purdue 75, MIAMI (Fla.) 63

Charlotte, N.C. (Charlotte Coliseum)
Duke 97, Tulsa 56
SW Missouri State 81, Tennessee 51

East Regional Championship
East Rutherford, N.J. (The Meadowlands)

Regional Semifinals

Friday, March 19
Duke 78, SW Missouri State 61
Temple 77, Purdue 55

Regional Final

Sunday, March 21
Duke 85, Temple 64

South Regional

First Round
Thursday, March 11

Orlando, Fla. (Orlando Arena)
Maryland 82, Valparaiso 60
Creighton 62, Louisville 58
St. John's 69, Samford 43
Indiana 108, George Washington 88

Indianapolis, Ind. (RCA Dome)
Oklahoma State 69, Syracuse 61
Auburn 80, Winthrop 41
Ohio State 72, Murray State 58
Detroit 56, UCLA 53

Second Round
Saturday, March 13

Orlando, Fla. (Orlando Arena)
St. John's 86, Indiana 61
Maryland 75, Creighton 63

Indianapolis, Ind. (RCA Dome)
Auburn 81, Oklahoma State 74
Ohio State 75, Detroit 44

South Regional Championship
Knoxville, Tenn. (Thompson-Boling Arena)

Regional Semifinals

Thursday, March 18
St. John's 76, No. 2 Maryland 62
Ohio State 72, No. 1 Auburn 64

Regional Final

Saturday, March 20
Ohio State 77, St. John's 74

Midwest Regional

First Round
Friday, March 12

New Orleans, La. (Louisiana Superdome)
Utah 80, Arkansas State 58
Miami (Ohio) 59, Washington 58
Kansas 95, Evansville 74
Kentucky 82, New Mexico State 60

Milwaukee, Wisc. (Bradley Center)
UNC Charlotte 81, Rhode Island 70
Oklahoma 61, Arizona 60
Michigan State 76, Mount St. Mary's 53
Mississippi 72, Villanova 70

Second Round
Sunday, March 14

New Orleans, La. (Louisiana Superdome)
Miami (Ohio) 66, Utah 58
Kentucky 92, Kansas 88

Milwaukee, Wisc. (Bradley Center)
Oklahoma 85, UNC Charlotte 72
Michigan State 74, Mississippi 66

Midwest Regional Championship
St. Louis (Trans World Dome)

Regional Semifinals

Friday, March 19
Michigan State 54, Oklahoma 46
Kentucky 58, Miami (Ohio) 43

Regional Final

Sunday, March 21
Michigan State 73, Kentucky 66

West Regional

First Round
Thursday, March 11

Denver, Colo. (McNichols Sports Arena)
Iowa 77, Alabama-Birmingham 64
Arkansas 94, Siena 80
New Mexico 61, Missouri 59
Connecticut 91, UT-San Antonio 66

Seattle, Wash. (Key Arena)
Gonzaga 75, Minnesota 63
Stanford 69, Alcorn State 57
Florida 75, Pennsylvania 61
Weber State 76, North Carolina 74

Second Round
Saturday, March 13

Denver, Colo. (McNichols Sports Arena)
Connecticut 78, New Mexico 56
Iowa 82, Arkansas 72

Seattle, Wash. (Key Arena)
Gonzaga 82, Stanford 74
Florida 82, Weber State 74

West Regional Championship
Phoenix (America West Arena)

Regional Semifinals

Thursday, March 18
Gonzaga 73, Florida 72
Connecticut 78, Iowa 68

Regional Final

Saturday, March 20
Connecticut 67, Gonzaga 62

The Final Four


St. Petersburg, Fla. (Tropicana Field)

National Semifinals

Saturday, March 27
Connecticut 64, Ohio State 58
Duke 68, Michigan State 62

National Championship

Monday, March 29
Connecticut 77, Duke 74




**It's amazing.
All the things you
can learn about life
just by having a ball.**

*Some of life's greatest lessons are
learned on the fields of play:
lessons about teamwork,
discipline and the rewards
of extra effort. That's why
we support the good sports
in our community.*




**Where shopping
is a pleasure.**



**HOOPS
FOR THE
NEXT
MILLENNIUM**

REVIEW



1998-99 Season Review

Improved Player. Vernon Jennings took over at the point and led the BIG EAST in assists (6.1 apg) while also setting a Miami single season assist record (167).

Following the regular-season head coach Leonard Hamilton was named the 1998-99 BIG EAST Coach of the Year. Hamilton, who also won the award following the 1994-95 season, became just the sixth coach in BIG EAST history to win the award more than once joining Jim Calhoun (Connecticut), Lou Carnesecca (St. John's), Jim Boeheim (Syracuse), John Thompson (Georgetown) and P.J. Carlesimo (Seton Hall).

Miami opened the season with three of its first four games on the road, including match-ups against North Carolina Charlotte and Kentucky. The Hurricanes' game against Kentucky was an emotional one as Leonard Hamilton returned to Lexington for the first time since he left to become the head coach at Oklahoma State in 1986. Hamilton served as assistant coach at Kentucky from 1974-80 before being elevated to Associate Head Coach from 1980-86. Miami played well and was tied with the No. 8 ranked Wildcats (49-49) with 10:28 to play. But in the end Kentucky's experience helped the Wildcats pull away for a 74-65 victory.

Following the Kentucky loss, the Hurricanes went on to win seven consecutive games which included wins over eventual Final Four participant Ohio State (72-64), perennial power Georgetown (64-63) and ninth-ranked St. John's (84-79). Miami's win over St. John's in the Miami Arena marked the fifth consecutive season that the Hurricanes had defeated a ranked opponent at home.

Two weeks after the St. John's win the Hurricanes would once again face a ranked opponent in the Miami Arena. But this time it would be No. 1 ranked Connecticut. In front of an ESPN national

television audience and a school record crowd of 15,147 the Hurricanes took the nation's top ranked team to the limit. In one the season's most dramatic finishes, Miami freshman John Salmons' three-point attempt at the buzzer spun around the rim and out as the Huskies escaped with a 70-68 overtime win.

Inspired in defeat, Miami ended the regular season winning 10 of its final 11 games including a 73-70 victory over ninth-ranked St. John's at Madison Square Garden, a 76-63 win over No. 18 Syracuse in the Carrier Dome and a 73-71 win over then No. 2 ranked Connecticut in Storrs, CT.

The Connecticut win, which many consider to be the greatest victory in school history, spoiled Connecticut's senior day and ended the Huskies' 16-game winning streak in Gampel Pavilion. The game once again came down to the wire but UConn's Khalid El-Amin slipped and shot an airball on the game's final play.

On March 7th the Hurricanes received their second consecutive berth in the NCAA Tournament. Miami was named the No. 2 seed in the East Region marking the highest seed in school history. Miami faced Lafayette in its opening round game at the FleetCenter in Boston, MA.

With All-America forward Tim James slowed by back spasms, guard Johnny Hemsley connected on 9-of-12 three-point attempts en route to a game-high 31 points. His nine three-point baskets set a UM single game record and tied the NCAA East Region record. The win for Miami was the first NCAA Tournament victory in school history and tied the school single season mark for victories (23).

Two days later the Hurricanes fell 73-63 to an experienced and scrappy Purdue squad that shot a blistering 57.9 percent from the floor.

1998-99 FINAL RANKINGS

ASSOCIATED PRESS (March 8, 1999)

	Record	Points
1. Duke (69)	32-1	1,749
2. Michigan St. (1)	29-4	1,654
3. Connecticut	28-2	1,635
4. Auburn	27-3	1,469
5. Maryland	26-5	1,434
6. Utah	27-4	1,396
7. Stanford	25-6	1,316
8. Kentucky	25-8	1,165
9. St. John's	25-8	1,122
10. MIAMI, FL	22-6	1,069
11. Cincinnati	28-5	1,062
12. Arizona	22-6	1,063
13. North Carolina	24-9	895
14. Ohio St.	23-8	832
15. UCLA	22-8	801
16. Coll. of Charleston	22-8	695
17. Arkansas	22-10	518
18. Wisconsin	22-9	464
19. Indiana	22-9	373
20. Tennessee	20-8	356
21. Iowa	18-9	282
22. Kansas	22-9	268
23. Florida	20-8	239
24. N.C. Charlotte	22-10	220
25. New Mexico	24-8	95

OTHERS RECEIVING VOTES: Temple 71, Oklahoma St. 56, Gonzaga 53, Syracuse 49, Texas 47, Minnesota 40, Missouri 37, Louisville 30, Rhode Island 27, Tulsa 26, Murray St. 17, Iowa St. 12, Purdue 12, Detroit 11, Kent 11, Miami, Ohio 10, Creighton 9, Villanova 7, George Washington 4, Weber St. 3, New Mexico St. 2, Penn 2, Siena 2.

USA TODAY/ESPN (Final Poll)

	Record	Points
1. Connecticut (26)	34-2	650
2. Duke	37-2	624
3. Michigan State	33-5	596
4. Ohio State	27-9	557
5t. Kentucky	28-9	511
5t. St. John's	28-9	511
7. Auburn	29-4	477
8. Maryland	28-6	429
9. Stanford	26-7	400
10. Utah	28-5	344
11. Cincinnati	27-6	330
12t. MIAMI, FL	23-7	296
12t. Gonzaga	28-7	296
14. Temple	24-11	285
15. Iowa	20-10	270
16. Arizona	22-7	257
17. Florida	22-9	178
18. North Carolina	24-10	172
19. Oklahoma	22-11	158
20. Miami (Ohio)	24-6	157
21. UCLA	22-9	138
22. Purdue	21-13	136
23. Kansas	23-10	133
24. SW Missouri State	22-11	96
25. Arkansas	23-11	81

OTHERS RECEIVING VOTES: Indiana 64; Oklahoma State 49; Wisconsin 43; North Carolina-Charlotte 34; College of Charleston 29; New Mexico 28; Detroit Mercy 19; California 18; Creighton 15; Syracuse 15; Texas 15; Tennessee 9; Louisville 6; Murray State 6; Weber State 6; Minnesota 4; New Mexico State 4; Clemson 3; Missouri 1.

1998-99 Schedule and Results

Season Results All games

RECORD:	OVERALL	HOME	AWAY	NEUTRAL
ALL GAMES	23-7	11-2	10-3	2-2
CONFERENCE	15-3	7-2	8-1	0-0
NON-CONFERENCE	8-4	4-0	2-2	2-2

DATE	DAY	TIME	TV	OPPONENT	W/L	SCORE	ATTEND	HIGH POINTS	HIGH REBOUNDS
11-13-98	Fri.	7:30 p.m.		at Florida Atlantic	W	97-73	4112	(26) James, Tim	(10) Houston, Kevin
								(10) Bland, Mario	
11-23-98	Mon.	7:35 p.m.		at UNC Charlotte	L	59-66	6834	(15) Bland, Mario	(15) James, Tim
11-27-98	Fri.	7:30 p.m.		NORTHERN IOWA	W	78-69	2385	(18) James, Tim	(10) Bland, Mario
12-5-98	Sat.	3:50 p.m.	CBS	at Kentucky	L	65-74	23565	(22) James, Tim	(10) James, Tim
12-8-98	Tue.	7:30 p.m.	SC	*BOSTON COLLEGE	W	77-64	2824	(19) James, Tim	(8) James, Tim
								(19) Houston, Kevin	
12-11-98	Fri.	7:30 p.m.		CENTRAL FLORIDA	W	66-56	2208	(18) Hemsley, Johnny	(10) Houston, Kevin
12-18-98	Fri.	7:00 p.m.		at Georgia State	W	76-55	2189	(24) Hemsley, Johnny	(6) Jennings, Vernon
12-22-98	Tue.	7:30 p.m.		MEMPHIS	W	80-64	2307	(23) James, Tim	(10) James, Tim
12-27-98	Sun.	4:35 p.m.	SC	OHIO STATE	W	72-64	11051	(29) James, Tim	(11) James, Tim
12-30-98	Wed.	12:05 p.m.	SC	*at Georgetown	W	64-63	7102	(35) Hemsley, Johnny	(15) James, Tim
1-6-99	Wed.	7:05 p.m.	SC	*ST. JOHN'S	W	84-79	4382	(22) James, Tim	(7) Salmons, John
1-9-99	Sat.	7:35 p.m.	SC	*NOTRE DAME	L	68-71	4022	(17) James, Tim	(5) Hemsley, Johnny
1-13-99	Wed.	8:05 p.m.	espn2	*at Rutgers	W	74-62	6601	(22) Hemsley, Johnny	(10) James, Tim
1-16-99	Sat.	4:05 p.m.	SC	*at West Virginia	W	64-55	9261	(18) James, Tim	(10) James, Tim
1-20-99	Wed.	7:05 p.m.	ESPN	*CONNECTICUT	L-OT	68-70	15147	(21) Bland, Mario	(8) James, Tim
								(8) Salmons, John	
1-24-99	Sun.	1:05 p.m.	SC	*at Boston College	W	75-67	4251	(21) Hemsley, Johnny	(8) James, Tim
1-27-99	Wed.	7:30 p.m.		*SETON HALL	W	77-71	3815	(31) James, Tim	(10) James, Tim
1-30-99	Sat.	4:30 p.m.	SC	*at Pittsburgh	L	54-60	6541	(17) James, Tim	(7) Salmons, John
								(7) Bland, Mario	
2-3-99	Wed.	7:00 p.m.	ESPN	*at St. John's	W	73-70	11472	(29) Hemsley, Johnny	(10) James, Tim
2-6-99	Sat.	12:00 p.m.	WPLG	*GEORGETOWN	W	71-58	4482	(21) James, Tim	(12) James, Tim
2-8-99	Mon.	7:30 p.m.	ESPN	*at Syracuse	W	76-63	18836	(21) Hemsley, Johnny	(9) James, Tim
2-13-99	Sat.	4:00 p.m.	SC	*at Providence	W	69-65	10427	(24) Hemsley, Johnny	(11) James, Tim
2-16-99	Tue.	7:30 p.m.	SC	*VILLANOVA	W	103-82	4230	(26) Hemsley, Johnny	(10) Bland, Mario
2-20-99	Sat.	1:00 p.m.	CBS	*at Connecticut	W	73-71	10027	(19) Hemsley, Johnny	(14) Bland, Mario
2-23-99	Tue.	7:30 p.m.	SC	*PITTSBURGH	W	85-52	8210	(20) James, Tim	(13) Salmons, John
2-27-99	Sat.	12:00 p.m.	WPLG	*RUTGERS	W	68-63	10497	(14) James, Tim	(12) Bland, Mario
3-4-99	Thur.	7:05 p.m.	espn2	vs Georgetown	W	65-54	18813	(19) Bland, Mario	(9) Bland, Mario
3-5-99	Fri.	9:30 p.m.	ESPN	vs St. John's	L	59-62	19548	(25) James, Tim	(9) James, Tim
3-12-99	Fri.	7:40 p.m.	CBS	vs Lafayette	W	75-54	18908	(31) Hemsley, Johnny	(7) Salmons, John
								(7) Jennings, Vernon	
								(7) James, Tim	
3-14-99	Sun.	5:00 p.m.	CBS	vs Purdue	L	63-73	18913	(19) James, Tim	(11) Bland, Mario

Indicates conference game
SC - SportsChannel Florida
WPLG - WPLG-TV (ABC)

1998-99 Attendance

Attendance Summary	Games	Totals	Avg/Game
HOME	13	75560	5812
AWAY	13	121218	9324
NEUTRAL	4	76182	19046
TOTAL	30	272960	9099

1998-99 Statistics

Season Statistics ALL GAMES

RECORD:	OVERALL	HOME	AWAY	NEUTRAL
ALL GAMES	23-7	11-2	10-3	2-2
CONFERENCE	15-3	7-2	8-1	0-0
NON-CONFERENCE	8-4	4-0	2-2	2-2

Player	GP-GS	Min-Avg	FG-FGA	Pct	3FG-FGA	Pct	FT-FTA	Pct	REBOUNDS		PF-D	A	TO	BLK	STL	Pts-Avg
									Off-Def	Tot-Avg						
James, Tim	30-30	956-31.9	215-451	.477	12-41	.293	115-165	.697	83-163	246-8.2	52-0	24	97	65	40	557-18.6
Hemsley, Johnny	30-29	1079-36.0	183-408	.449	70-175	.400	98-125	.784	46-96	142-4.7	51-2	68	80	17	43	534-17.8
Bland, Mario	30-28	800-26.7	125-212	.590	6-11	.545	81-124	.653	67-114	181-6.0	89-2	36	79	7	30	337-11.2
Houston, Kevin	18-6	332-18.4	43-95	.453	7-22	.318	35-46	.761	30-39	69-3.8	24-0	9	25	4	4	128-7.1
Salmons, John	29-12	705-24.3	61-127	.480	10-41	.244	29-40	.725	44-97	141-4.9	71-2	57	52	23	28	161-5.6
Jennings, Vernon	30-29	902-30.1	52-131	.397	5-25	.200	48-64	.750	11-74	85-2.8	82-2	167	93	8	60	157-5.2
Tyler, Elton	30-3	375-12.5	45-77	.584	0-0	.000	20-38	.526	27-45	72-2.4	42-0	14	40	17	16	110-3.7
Byars-Dawson, Mike	6-1	69-11.5	8-22	.364	1-6	.167	1-2	.500	3-5	8-1.3	9-0	3	6	0	0	18-3.0
Simmons, Michael	27-12	377-14.0	22-62	.355	7-26	.269	23-33	.697	3-29	32-1.2	42-0	59	47	0	28	74-2.7
Wimbley, Dwayne	29-0	279-9.6	28-53	.528	0-0	.000	13-27	.481	20-35	55-1.9	43-0	4	29	16	3	69-2.4
Coelho, Joao Paulo	20-0	116-5.8	5-16	.312	3-13	.231	7-9	.778	1-5	6-0.3	10-0	15	11	1	5	20-1.0
Schlie, Jerry	13-0	24-1.8	3-14	.214	2-8	.250	3-4	.750	3-3	6-0.5	5-0	1	2	0	1	11-0.8
Donovan, Nick	3-0	10-3.3	1-3	.333	0-1	.000	0-0	.000	1-2	3-1.0	1-0	1	4	0	1	2-0.7
Glass, Josh	1-0	1-1.0	0-0	.000	0-0	.000	0-0	.000	0-0	0-0.0	0-0	0	0	0	0	0-0.0
TEAM									50-84	134-4.5			10			
Total	30		791-1671	.473	123-369	.333	473-677	.699	389-791	1180-39.3	521-8	458	575	158	259	2178-72.6
Opponents	30		695-1810	.384	193-614	.314	367-570	.644	429-607	1036-34.5	587	368	530	81	315	1950-65.0

SCORE BY PERIODS:	1st	2nd	OT	Total
Miami Hurricanes	1002	1172	4	2178
Opponents	913	1031	6	1950

DEADBALL REBOUNDS:	Off	Def	Total
Miami Hurricanes	82	5	87
Opponents	93	6	99

BIG EAST GAMES

RECORD:	OVERALL	HOME	AWAY	NEUTRAL
	15-3	7-2	8-1	0-0

Player	GP-GS	Min-Avg	FG-FGA	Pct	3FG-FGA	Pct	FT-FTA	Pct	REBOUNDS		PF-D	A	TO	BLK	STL	Pts-Avg
									Off-Def	Tot-Avg						
James, Tim	18-18	589-32.7	133-273	.487	4-20	.200	66-94	.702	50-98	148-8.2	31-0	16	60	37	21	336-18.7
Hemsley, Johnny	18-18	656-36.4	108-242	.446	42-104	.404	67-84	.798	29-52	81-4.5	34-2	35	51	8	29	325-18.1
Bland, Mario	18-17	476-26.4	72-115	.626	3-5	.600	57-84	.679	36-64	100-5.6	50-1	22	42	6	20	204-11.3
Houston, Kevin	8-1	125-15.6	19-36	.528	5-11	.455	16-21	.762	12-13	25-3.1	12-0	3	9	2	1	59-7.4
Salmons, John	18-8	504-28.0	46-89	.517	8-26	.308	22-31	.710	31-71	102-5.7	46-1	39	43	13	20	122-6.8
Jennings, Vernon	18-17	563-31.3	33-73	.452	1-10	.100	33-45	.733	6-41	47-2.6	47-1	109	60	5	41	100-5.6
Simmons, Michael	15-9	219-14.6	15-40	.375	5-18	.278	17-24	.708	2-18	20-1.3	27-0	30	21	0	19	52-3.5
Tyler, Elton	18-2	214-11.9	24-41	.585	0-0	.000	9-24	.375	13-25	38-2.1	32-0	8	28	12	9	57-3.2
Wimbley, Dwayne	18-0	183-10.2	21-40	.525	0-0	.000	8-20	.400	13-24	37-2.1	24-0	2	13	10	3	50-2.8
Coelho, Joao Paulo	13-0	74-5.7	3-9	.333	3-9	.333	6-8	.750	0-4	4-0.3	7-0	11	6	1	2	15-1.2
Byars-Dawson, Mike	1-0	11-11.0	0-3	.000	0-2	.000	1-2	.500	0-1	1-1.0	0-0	2	0	0	0	1-1.0
Schlie, Jerry	7-0	10-1.4	1-5	.200	0-3	.000	0-0	.000	2-2	4-0.6	2-0	1	1	0	1	2-0.3
Glass, Josh	1-0	1-1.0	0-0	.000	0-0	.000	0-0	.000	0-0	0-0.0	0-0	0	0	0	0	0-0.0
TEAM									28-52	80-4.4			8			
Total	18		475-966	.492	71-208	.341	302-437	.691	222-465	687-38.2	312-5	278	342	94	166	1323-73.5
Opponents	18		424-1086	.390	126-367	.343	212-338	.627	261-352	613-34.1	373	228	316	44	192	1186-65.0

SCORE BY PERIODS:	1st	2nd	OT	Total
Miami Hurricanes	627	692	4	1323
Opponents	571	609	6	1186

DEADBALL REBOUNDS:	Off	Def	Total
Miami Hurricanes	50	3	53
Opponents	59	2	61

1998-99 Team Game-by-Game


Miami Statistics

Opponent	Date	Score	W/L	FG-FGA	Pct	3FG-FGA	Pct	FT-FTA	Pct	REBOUNDS		PF	A	TO	Blk	Stl	Pts—Avg
										Off-Def	Tot—Avg						
at Florida Atlantic	11-13-98	97-73	W	35-67	.522	1-15	.067	26-31	.839	18-34	52—52.0	24	25	25	2	11	97—97.0
at UNC Charlotte	11-23-98	59-66	L	22-54	.407	5-14	.357	10-16	.625	13-28	41—46.5	16	10	22	1	5	59—78.0
NORTHERN IOWA	11-27-98	78-69	W	32-62	.516	4-11	.364	10-16	.625	14-25	39—44.0	17	21	17	6	10	78—78.0
at Kentucky	12-5-98	65-74	L	26-54	.481	3-11	.273	10-15	.667	8-23	31—40.8	17	10	18	4	4	65—74.8
BOSTON COLLEGE	12-8-98	77-64	W	28-54	.519	2-15	.133	19-37	.514	17-21	38—40.2	11	14	20	3	13	77—75.2
CENTRAL FLORIDA	12-11-98	66-56	W	26-57	.456	1-12	.083	13-22	.591	14-32	46—41.2	15	13	24	3	8	66—73.7
at Georgia State	12-18-98	76-55	W	29-56	.518	5-12	.417	13-19	.684	11-23	34—40.1	17	17	19	9	5	76—74.0
MEMPHIS	12-22-98	80-64	W	24-56	.429	9-21	.429	23-27	.852	11-28	39—40.0	18	16	16	7	11	80—74.8
OHIO STATE	12-27-98	72-64	W	23-55	.418	4-10	.400	22-26	.846	12-31	43—40.3	14	11	18	6	8	72—74.4
at Georgetown	12-30-98	64-63	W	23-49	.469	7-16	.438	11-13	.846	13-26	39—40.2	15	18	25	8	3	64—73.4
ST. JOHN'S	1-6-99	84-79	W	30-52	.577	3-7	.429	21-34	.618	6-29	35—39.7	22	18	17	5	8	84—74.4
NOTRE DAME	1-9-99	68-71	L	26-55	.473	5-18	.278	11-16	.688	10-16	26—38.6	21	15	22	3	15	68—73.8
at Rutgers	1-13-99	74-62	W	28-53	.528	2-6	.333	16-22	.727	13-26	39—38.6	20	17	20	2	6	74—73.8
at West Virginia	1-16-99	64-55	W	22-54	.407	3-10	.300	17-23	.739	22-19	41—38.8	11	10	15	6	15	64—73.1
CONNECTICUT	1-20-99	68-70	L OT	23-56	.411	3-14	.214	19-25	.760	12-26	38—38.7	23	13	16	7	7	68—72.8
at Boston College	1-24-99	75-67	W	28-48	.583	5-9	.556	14-20	.700	7-21	28—38.1	12	12	20	2	13	75—72.9
SETON HALL	1-27-99	77-71	W	27-59	.458	3-8	.375	20-30	.667	17-26	43—38.4	16	13	14	7	4	77—73.2
at Pittsburgh	1-30-99	54-60	L	16-41	.390	3-10	.300	19-28	.679	9-20	29—37.8	20	10	26	11	9	54—72.1
at St. John's	2-3-99	73-70	W	25-54	.463	4-10	.400	19-21	.905	13-25	38—37.8	19	11	23	7	10	73—72.2
GEORGETOWN	2-6-99	71-58	W	27-54	.500	1-9	.111	16-29	.552	11-36	47—38.3	18	15	23	8	12	71—72.1
at Syracuse	2-8-99	76-63	W	25-50	.500	4-9	.444	22-23	.957	10-23	33—38.0	15	17	15	0	11	76—72.3
at Providence	2-13-99	69-65	W	25-49	.510	2-7	.286	17-28	.607	10-27	37—38.0	18	16	21	6	10	69—72.1
VILLANOVA	2-16-99	103-82	W	40-66	.606	10-20	.500	13-25	.520	14-27	41—38.1	22	26	14	7	9	103—73.5
at Connecticut	2-20-99	73-71	W	27-62	.435	4-8	.500	15-19	.789	18-31	49—38.6	18	13	22	2	7	73—73.5
PITTSBURGH	2-23-99	85-52	W	34-63	.540	4-18	.222	13-18	.722	9-37	46—38.9	13	24	8	6	8	85—73.9
RUTGERS	2-27-99	68-63	W	21-47	.447	6-14	.429	20-26	.769	11-29	40—38.9	18	16	21	4	6	68—73.7
vs Georgetown	3-4-99	65-54	W	25-57	.439	4-9	.444	11-18	.611	13-25	38—38.9	15	11	15	7	7	65—73.4
vs St. John's	3-5-99	59-62	L	22-55	.400	5-16	.312	10-15	.667	13-25	38—38.9	17	14	18	7	6	59—72.9
vs Lafayette	3-12-99	75-54	W	27-56	.482	10-16	.625	11-20	.550	13-34	47—39.1	15	20	23	9	10	75—72.9
vs Purdue	3-14-99	63-73	L	25-76	.329	1-14	.071	12-15	.800	27-18	45—39.3	24	12	18	3	8	63—72.6

1998-99 Superlatives

	MIAMI TEAM HIGHS	MIAMI TEAM LOWS		MIAMI INDIVIDUAL HIGHS	OPPONENT INDIVIDUAL HIGHS
TOTAL POINTS	103 vs Villanova (2-16-99)	54 at Pittsburgh (1-30-99)	POINTS	35, Hemsley at Georgetown (12-30-98)	31, Hamilton, Connecticut (1-20-99)
1ST HALF POINTS	47 vs Villanova (2-16-99)	17 vs Purdue (3-14-99)	FIELD GOALS MADE	11, vs four opponents	11, Hamilton, Connecticut (1-20-99)
2ND HALF POINTS	59 at Florida Atlantic (11-13-98)	27 vs Central Florida (12-11-98)	FIELD GOAL ATTEMPTS	23, James vs Seton Hall (1-27-99)	28, Hamilton, Connecticut (1-20-99)
VICTORY MARGIN	33 vs Pittsburgh (2-23-99)	1 at Georgetown (12-30-98)	FG PCT (min 5 made)	.889 (8-9), Bland vs Northern Iowa (11-27-98)	1.000 (5-5), two opponents
FIELD GOALS MADE	40 vs Villanova (2-16-99)	16 at Pittsburgh (1-30-99)	3 PT FG MADE	9 Hemsley vs Lafayette (3-12-99)	5, two opponents
FIELD GOAL ATTEMPTS	76 vs Purdue (3-14-99)	41 at Pittsburgh (1-30-99)	3 PT FG ATTEMPTS	12 Hemsley vs Lafayette (3-12-99)	14, Stackhouse, Northern Iowa (11-27-99)
FIELD GOAL PERCENTAGE	.506 (40-68) vs Villanova (2-16-99)	.329 (25-76) vs Purdue (3-14-99)	3-PT FG PCT (min 3 made)	1.000 (2-2), vs two opponents	1.000 (4-4), Inglesby, Notre Dame (1-9-99)
3 PT FIELD GOALS MADE	10 vs two opponents	1 vs. four opponents	FREE THROWS MADE	12 Hemsley at St. John's (2-3-99)	13, Arnette, Florida Atlantic (11-13-99)
3 PT FG ATTEMPTS	21 vs Memphis (12-22-98)	8 at Rutgers (1-13-99)	FREE THROW ATT	14 James at Pittsburgh (1-30-99)	14, Arnette, Florida Atlantic (11-13-99)
3 PT FG PERCENTAGE	.525 (10-19) vs Lafayette (3-12-99)	.087 (1-15) at Florida Atlantic (11-13-98)	FT PCT (min 3 made)	1.000 (8-8), vs two opponents	1.000 (6-6), Guevara, UNC Charlotte (11-23-99)
FREE THROWS MADE	26 at Florida Atlantic (11-13-98)	10 vs four opponents	OFFENSIVE REBOUNDS	7, James vs Seton Hall (1-27-99)	8, Freeman, Connecticut (1-20-99)
FREE THROW ATTEMPTS	37 vs Boston College (12-8-98)	13 at Georgetown (12-30-98)	DEFENSIVE REBOUNDS	11, Salmons vs Pittsburgh (2-23-99)	9, Wise, Memphis (12-22-98)
FREE THROW PERCENTAGE	.957 (22-23) at Syracuse (2-8-99)	.514 (19-37) vs Boston College (12-8-98)	TOTAL REBOUNDS	15, vs two opponents	14, Freeman, Connecticut (1-20-99)
OFFENSIVE REBOUNDS	27 vs Purdue (3-14-99)	6 vs St. John's (1-6-99)	ASSISTS	12, Jennings vs Pittsburgh (2-23-99)	9, Moore, Connecticut (2-20-99)
DEFENSIVE REBOUNDS	37 vs Pittsburgh (2-23-99)	16 vs Notre Dame (1-9-99)	STEALS	6, Jennings at Providence (2-19-99)	6, three opponents
REBOUNDS	52 at Florida Atlantic (11-13-98)	26 vs Notre Dame (1-9-99)	BLOCKED SHOTS	0, vs two opponents	7, two opponents
REBOUND MARGIN	21 at Florida Atlantic (11-13-98)	2 vs three opponents	TURNOVERS	0, vs two opponents	9, two opponents
ASSISTS	26 vs Villanova (2-16-99)	10 vs four opponents	MINUTES	44, Hemsley vs Connecticut (1-20-99)	42, two opponents
STEALS	15 vs two opponents	3 at Georgetown (12-30-98)			
BLOCKED SHOTS	11 at Pittsburgh (1-30-99)	0 at Syracuse (2-8-99)			
TURNOVERS	28 at Pittsburgh (1-30-99)	8 vs Pittsburgh (2-23-99)			
FOULS	24 vs two opponents	11 vs two opponents			

	OPPONENT TEAM HIGHS	OPPONENT TEAM LOWS
TOTAL POINTS	82, Villanova (2-16-99)	52, Pittsburgh (2-23-99)
1ST HALF POINTS	41, Connecticut (2-20-99)	21, Ohio State (12-27-98)
2ND HALF POINTS	46, St. John's (1-6-99)	20, Georgetown (2-6-99)
VICTORY MARGIN	18, Purdue (3-14-99)	2, Connecticut (1-20-99)
FIELD GOALS MADE	29, two opponents	19, Georgetown (3-4-99)
FIELD GOAL ATTEMPTS	76, two opponents	38, Purdue (3-14-99)
FIELD GOAL PERCENTAGE	.579 (22-38), Purdue (3-14-99)	.286 (20-70), Georgetown (2-6-99)
3 PT FIELD GOALS MADE	11, Villanova (2-16-99)	1, Memphis (12-22-98)
3 PT FG ATTEMPTS	28, two opponents	12, Memphis (12-22-98)
3 PT FG PERCENTAGE	.533 (8-15), Georgetown (12-30-98)	.083 (1-12), Memphis (12-22-98)
FREE THROWS MADE	24, two opponents	4, two opponents
FREE THROW ATTEMPTS	37, Purdue (3-14-99)	6, Central Florida (12-11-98)
FREE THROW PERCENTAGE	.800 (24-30), Florida Atlantic (11-13-98)	.476 (10-21), Ohio State (12-27-98)
OFFENSIVE REBOUNDS	22, Connecticut (1-20-99)	3, Purdue (3-14-99)
DEFENSIVE REBOUNDS	26, Purdue (3-14-99)	14, West Virginia (1-16-99)
REBOUNDS	47, Connecticut (1-20-99)	23, Syracuse (2-8-99)
REBOUND MARGIN	9, Connecticut (1-20-99)	4, four opponents
ASSISTS	19, Syracuse (2-8-99)	7, two opponents
STEALS	18, Georgetown (12-30-98)	0, two opponents
BLOCKED SHOTS	9, two opponents	0, two opponents
TURNOVERS	27, two opponents	9, Georgetown (12-30-98)
FOULS	36, Florida Atlantic (11-13-98)	13, Purdue (3-14-99)



Johnny Hemsley scored a season-high 35 points in UM's 64-63 win over Georgetown on Dec. 30, 1998.

1998-99 Season Recap and Boxscores

Game 1 - MIAMI 97, FLORIDA ATLANTIC 73 November 13, 1998 FAU Gymnasium, Boca Raton, FL

All-America Tim James poured in a game-high 26 points in just 26 minutes while Mario Bland (18 points, 10 rebounds) and Kevin Houston (12 points, 10 rebounds) recorded double-doubles to lead the University of Miami to a 97-73 victory over Florida Atlantic in Boca Raton, FL. Damon Arnette scored 22 points and pulled down 11 rebounds to lead Florida Atlantic.

The Hurricanes, who scored the most points in a season opener since 1988, shot 52.2 percent from the floor including a scorching 62.5 percent in the second half. The 97 points were the most scored by a Hurricane team since a 101-91 win over George Mason on Jan. 1, 1990.

Miami also received strong performances from Johnny Hemsley and Vernon Jennings. Hemsley scored 11 points while handing out a career-high eight assists. Starting point guard Vernon Jennings played a solid all-around game recording seven points, five rebounds and nine assists.

VISITORS: Miami Hurricanes

No.	Player	tot-fg	3-pt	rebounds	pf	tp	a	to	blk	s	min
		fg-fga	fg-fga	of-de-tot							
31	Johnny Hemsley	f 4-13	1-7	2-2	1	11	8	0	1	0	35
40	Tim James	f 11-16	0-0	4-6	4-3-7	2	26	1	4	1	26
51	Mario Bland	c 7-9	0-0	4-5	4-6-10	3	18	2	2	0	28
03	Mike Byars-Dawson	g 2-4	0-1	0-0	1-0-1	3	4	0	3	0	14
03	Vernon Jennings	g 1-3	0-1	5-5	0-5-5	3	7	9	2	0	4
04	Michael Simmons	g 0-2	0-2	3-4	0-0-0	2	3	1	3	0	2
05	John Salmons	0-1	0-0	0-0	0-1-1	2	0	0	0	0	6
11	Jerry Schlie	0-1	0-0	2-2	1-0-1	1	2	0	0	0	2
15	Nick Donovan	0-0	0-0	0-0	1-0-1	0	0	0	1	0	3
24	Dwayne Wimbley	2-2	0-0	1-1	0-1-1	3	5	0	1	0	5
42	Kevin Houston	5-13	0-4	2-3	3-7-10	3	12	1	4	0	22
44	Elton Tyler	3-3	0-0	3-3	1-3-4	1	9	3	5	0	16
	TEAM			2-2-4							
	TOTALS	35-67	1-15	26-31	18-34-52	24	97	25	25	2	11

TOTAL FG%	1st Half: 15-35 (.429)	2nd Half: 20-32 (.625)	Game: .522	DEADBALL
3-PT FG%	1st Half: 0-9 (.000)	2nd Half: 1-6 (.167)	Game: .067	REBOUNDS
Free Throw%	1st Half: 8-10 (.800)	2nd Half: 18-21 (.857)	Game: .839	2

HOME TEAM: Florida Atlantic

No.	Player	tot-fg	3-pt	rebounds	pf	tp	a	to	blk	s	min
		fg-fga	fg-fga	of-de-tot							
11	Cedric Powell	f 2-6	0-2	3-5	3-2-5	3	7	2	7	0	8
13	Damon Arnette	f 4-16	1-7	13-14	3-8-11	4	22	3	1	0	39
23	Gary Durrant	c 7-20	3-8	3-4	1-0-1	2	20	0	2	1	0
04	Rino Davis	g 0-4	0-2	5-6	0-3-3	4	5	3	2	0	3
10	James Turner	g 2-9	1-6	0-0	3-0-3	5	5	1	3	0	18
03	Chris Clemens	3-5	0-0	0-1	0-1-1	5	6	0	0	0	10
05	Eric Lawson	0-0	0-0	0-0	0-0-0	0	0	0	0	0	1
14	Ryan Hercek	2-3	2-3	0-0	1-2-3	4	6	0	1	0	16
50	Jaron Glenn	1-1	0-0	0-0	0-1-1	3	2	1	3	0	1
	TEAM			2-1-3							
	TOTALS	21-64	7-28	24-30	13-18-31	30	73	10	19	1	14

TOTAL FG%	1st Half: 8-29 (.276)	2nd Half: 13-35 (.371)	Game: .328	DEADBALL
3-PT FG%	1st Half: 3-16 (.188)	2nd Half: 4-12 (.333)	Game: .250	REBOUNDS
Free Throw%	1st Half: 9-10 (.900)	2nd Half: 15-20 (.750)	Game: .800	1

Officials: Rusty Herring, Tony Greene, David Day
Technical Fouls: None
Attendance: 4,112

Score by Periods:	1st	2nd	Final
Miami	38	59	97
Florida Atlantic	28	45	73

Game 2 - UNC CHARLOTTE 66, MIAMI 59 November 23, 1998 Halton Arena, Charlotte, NC

Sophomore point guard Diego Guevara poured in a game-high 22 points and handed out six assists to lead UNC Charlotte to a 66-59 victory over the University of Miami in Charlotte, NC. Mario Bland led Miami with 15 points. Tim James added nine points and 15 rebounds for the Hurricanes.

Despite outshooting and outrebounding the 49ers, Miami could not overcome 22 turnovers and UNC Charlotte's hot outside shooting.

The 49ers connected on 10-of-23 (.435) from three-point range included 6-of-11 (.545) in the second half. Guevara connected on 4-of-9 from long range while freshman guard Jobey Thomas connected on three long range bombs en route to 12 points.

VISITORS: Miami Hurricanes

No.	Player	tot-fg	3-pt	rebounds	pf	tp	a	to	blk	s	min
		fg-fga	fg-fga	of-de-tot							
42	Kevin Houston	f 5-8	1-2	3-3	1-3-4	1	14	0	3	0	30
40	Tim James	f 3-13	2-2	1-4	6-9-15	2	9	1	5	1	32
51	Mario Bland	c 6-9	0-1	3-5	3-3-6	3	15	0	3	0	32
31	Johnny Hemsley	g 4-10	1-5	3-4	1-1-2	2	12	1	3	0	35
30	Vernon Jennings	g 1-4	1-2	0-0	1-0-1	4	3	5	2	0	26
03	Mike Byars-Dawson	0-2	0-1	0-0	0-1-1	0	0	0	1	0	11
04	Michael Simmons	2-4	0-1	0-0	0-2-2	3	4	3	3	0	16
15	Nick Donovan	0-1	0-0	0-0	0-0-0	0	0	0	0	0	2
34	Dwayne Wimbley	0-0	0-0	0-0	0-0-0	1	0	0	2	0	3
44	Elton Tyler	1-3	0-0	0-0	0-4-4	0	2	0	0	0	13
	TEAM			1-5-6							
	TOTALS	22-54	5-14	10-16	13-28-41	16	59	10	22	1	5

TOTAL FG%	1st Half: 10-24 (.417)	2nd Half: 12-30 (.400)	Game: .407	DEADBALL
3-PT FG%	1st Half: 4-7 (.571)	2nd Half: 1-7 (.143)	Game: .357	REBOUNDS
Free Throw%	1st Half: 3-4 (.750)	2nd Half: 7-12 (.583)	Game: .625	3

HOME TEAM: UNC Charlotte

No.	Player	tot-fg	3-pt	rebounds	pf	tp	a	to	blk	s	min
		fg-fga	fg-fga	of-de-tot							
05	Galen Young	f 6-20	2-3	1-3	3-7-10	4	15	2	4	0	32
40	Tremaine Gardiner	f 1-3	1-2	0-0	1-3-4	2	3	1	0	0	31
21	Kelvin Price	c 5-9	0-0	2-4	4-2-6	1	12	1	3	2	6
22	Diego Guevara	g 6-14	4-9	6-6	0-3-3	3	22	6	2	0	35
31	Jobey Thomas	g 4-13	3-8	1-2	2-5-7	0	12	4	1	0	36
10	Kedric Smith	0-1	0-1	0-0	1-0-1	0	0	0	0	0	5
15	Marlon Thomas	1-1	0-0	0-0	0-0-0	2	2	0	3	0	10
42	Jonathan Neely	0-0	0-0	0-0	1-0-1	1	0	0	0	1	3
45	Charles Hayward	0-1	0-0	0-0	0-1-1	1	0	0	1	1	12
	TEAM			1-1-2							
	TOTALS	23-62	10-23	10-15	13-22-35	14	66	14	14	4	9

TOTAL FG%	1st Half: 13-33 (.394)	2nd Half: 10-29 (.345)	Game: .371	DEADBALL
3-PT FG%	1st Half: 4-12 (.333)	2nd Half: 6-11 (.545)	Game: .435	REBOUNDS
Free Throw%	1st Half: 0-3 (.000)	2nd Half: 10-12 (.833)	Game: .667	3

Officials: Jim Burr, Andre Patillo, Steve Walmer
Technical Fouls: None
Attendance: 6,834

Score by Periods:	1st	2nd	Final
Miami	27	32	59
UNC Charlotte	30	36	66

1998-99 Season Recap and Boxscores

Game 3 - MIAMI 78, NORTHERN IOWA 69 November 27, 1998 Miami Arena, Miami, FL

All-America Tim James poured in a team-high 18 points while Mario Bland recorded his second double-double of the season with 16 points and 10 rebounds to lead the University of Miami to a 78-69 win over Northern Iowa in the Miami Arena.

Miami, which has won its last six home openers, held the Panthers to 44.1 percent shooting marking the 31st consecutive opponent the Hurricanes have held to under 50 percent shooting from the floor.

On the game Miami shot 51.6 percent from the floor marking the second time in three games this season the Hurricanes have hit over 50 percent from the field. Last season the Hurricanes hit over 50 percent of their shots five times in 28 games.

James, who moved into 12th place on UM's career scoring list, became the first men's basketball player in UM history to record 1,200 career points, 600 career rebounds and 150 career blocks with his layup with 4:11 to play in the first half. James now has 1,209 career points, 637 career rebounds and 162 career blocks.

Others playing well for the Hurricanes included junior Johnny Hemsley who scored 15 points and tied a career-high with eight assists. Junior college transfer Kevin Houston scored in double figures for the third straight game with 12 points.

VISITORS: Northern Iowa

No.	Player	tot-fg		3-pt	rebounds		pf	tp	a	to	blk	s	min
		fg-fga	fg-fga	ft-ftr	of-de-tot								
32	Joe Breakenridge	f	3-5	0-0	3-4	4-8-12	3	9	2	4	0	2	29
15	Tyjuan Finley	f	5-10	0-1	0-0	0-1-1	2	10	1	0	0	2	27
50	Tyler Peterson	c	2-10	0-0	3-3	3-5-8	1	7	0	2	0	0	38
04	Terry Cress	g	0-0	0-0	1-2	0-4-4	1	1	2	3	0	1	27
12	Sean Stackhouse	g	9-21	5-14	2-2	0-0-0	3	25	2	5	0	1	32
21	Terry Rouse	f	1-1	1-1	0-0	0-0-0	3	3	1	1	0	1	8
20	Robbie Sieverding	g	5-9	2-4	0-1	0-1-1	1	12	1	2	0	1	21
03	Murphy Carter	g	0-0	0-0	0-0	0-0-0	0	0	0	0	0	1	2
33	Aaron Middendorf	f	1-3	0-2	0-1	1-1-2	3	2	1	2	0	0	16
TEAM					2-1-3								
TOTALS		26-59	8-22	9-13	10-21-31	17	69	10	20	0	9	200	
TOTAL FG%		1st Half: 13-31 (.419)		2nd Half: 13-28 (.464)		Game: .441		DEADBALL					
3-Pt. FG%		1st Half: 5-15 (.333)		2nd Half: 3-7 (.429)		Game: .364		REBOUNDS					
Free Throw%		1st Half: 0-0 (.000)		2nd Half: 9-13 (.692)		Game: .692		2					

HOME TEAM: Miami Hurricanes

No.	Player		tot-fg		3-pt		rebounds		pf	tp	a	to	blk	s	min	
			fg-fga	fg-fga	ft-ftr	of-de-tot										
42	Kevin Houston	f	5-11	1-4	1-2	0-5-5	2	12	1	3	1	1	1	33		
40	Tim James	f	7-15	1-2	3-4	2-3-6	0	18	1	4	1	1	1	26		
51	Mario Bland	c	8-9	0-0	0-2	4-6-10	4	16	2	3	0	1	29			
30	Vernon Jennings	g	2-4	0-0	2-2	0-2-2	1	6	4	0	1	2	23			
31	Johnny Hemsley	g	5-13	1-2	4-6	2-3-5	3	15	8	2	1	2	35			
44	Elton Tyler	f	3-5	0-0	0-0	3-1-4	1	6	0	1	1	1	20			
04	Michael Simmons	f	1-2	1-2	0-0	0-1-1	2	3	4	2	0	1	17			
15	Nick Donovan	f	1-2	0-1	0-0	0-2-2	1	2	1	3	0	1	5			
03	Mike Byers-Dawson	g	0-1	0-0	0-0	1-2-3	2	0	0	0	0	0	10			
05	John Salmons	g	0-0	0-0	0-0	0-0-0	1	0	0	0	1	0	2			
TEAM					2-0-2											
TOTALS			32-62	4-11	10-16	14-25-39	17	78	21	17	6	10	200			
TOTAL FG%			1st Half: 12-29 (.414)				2nd Half: 20-33 (.606)				Game: .516				DEADBALL	
3-Pt. FG%			1st Half: 3-8 (.375)				2nd Half: 1-3 (.333)				Game: .364				REBOUNDS	
Free Throw%			1st Half: 4-6 (.667)				2nd Half: 6-10 (.600)				Game: .625				1	

Officials: Tony Greene, Tim Hutchinson, Ken Clark

Technical Fouls: Northern Iowa (1) - 18:14 (2nd) Coach; Miami (1) - 16:18 (2nd) Tim James hanging on rim.
Attendance: 2,385

Score by Periods	1st	2nd	Final
Northern Iowa	31	38	69
Miami	31	47	78

Game 4 - NO. 8 KENTUCKY 74, MIAMI 65 December 5, 1998 Rupp Arena, Lexington, KY

Sophomore center Michael Bradley scored 12 of his team-high 19 points in the second half to lead eighth-ranked Kentucky to a 74-65 win over the University of Miami at Rupp Arena. Tim James scored a game-high 22 points and pulled down 10 rebounds to lead the Hurricanes.

The game, which was televised by CBS, marked the return of Miami head coach Leonard Hamilton to Lexington for the first time since he left to become the head coach at Oklahoma State in 1986. Hamilton served as an assistant coach at Kentucky from 1974 to 1980 before being elevated to associate head coach in 1980.

Kentucky, which shot just 35.3 percent shooting in the opening half compared to Miami's 57.5 percent, managed to keep the game 31-31 at the break by converting 13 Hurricane turnovers in 16 points. For the game Kentucky scored 23 points off 18 Miami turnovers. Kentucky also outscored the Hurricanes 12-2 on second chance opportunities.

With the score tied 49-49 with 10:28 to play, the Wildcats assumed control of the game as Bradley scored eight points in a 12-3 Kentucky run.

Miami battled back and cut the lead to 67-63 following a three-point basket from Mike Byars-Dawson with 45.5 seconds to play. Out of time outs, Byars-Dawson quickly fouled freshman Tayshaun Prince to send him to the line for a one-and-one. Prince missed the front end but Heshimu Evans rebounded the miss and layed the ball in while being fouled. Evans converted on the free throw to put the game out of reach.

VISITORS: Miami Hurricanes

No.	Player	tot-fg fg-fga	3-pt fg-fga	ft-ft	rebounds of-de-tot	pf	tp	a	to	blk	s	min
40	Tim James	f 7-19	0-3	8-10	2-8-10	1	22	0	3	1	1	35
42	Kevin Houston	f 1-4	0-1	0-0	1-0-1	2	2	1	0	0	0	24
51	Mario Bland	c 6-9	1-1	1-2	3-5-8	4	14	1	3	0	0	22
30	Vernon Jennings	g 1-1	0-0	0-0	0-4-4	4	2	5	6	1	1	28
31	Johnny Hemsley	g 5-10	0-3	1-2	0-3-3	1	11	1	3	2	2	37
03	Mike Byars-Dawson	g 4-6	1-1	0-0	0-1-1	3	9	1	0	0	0	10
34	Dwayne Wimbley	g 0-1	0-0	0-0	0-1-1	1	0	0	1	0	0	5
04	Michael Simmons	f 2-4	1-2	0-1	0-0-0	1	5	1	0	0	0	17
44	Elton Tyler	f 0-0	0-0	0-0	0-0-0	0	0	0	1	0	0	8
13	Paulo Coelho	g 0-0	0-0	0-0	0-0-0	0	0	0	1	0	0	1
05	John Salmons	g 0-0	0-0	0-0	0-1-1	0	0	0	0	0	0	3
TEAM					2-0-2							
TOTALS		26-54	3-11	10-15	8-23-31	17	65	10	18	4	4	200
TOTAL FG%		1st Half: 15-26 (.577)		2nd Half: 11-28 (.393)		Game: .481		DEADBALL				
3-Pt. FG%		1st Half: 0-3 (.000)		2nd Half: 3-8 (.375)		Game: .273		REBOUNDS				
Free Throw%		1st Half: 1-3 (.333)		2nd Half: 9-12 (.750)		Game: .667		2				

HOME TEAM: Kentucky

No.	Player		tot-fg	3-pt		rebounds							
			fg-fga	fg-fga	ft-fta	of-de-tot	pf	tp	a	to	blk	s	min
14	Heshimu Evans	f	3-5	0-2	3-3	1-3-4	4	9	4	1	0	0	23
34	Scott Padgett	f	6-13	3-7	1-2	2-5-7	0	16	0	3	1	3	34
33	Michael Bradley	c	9-13	0-0	1-1	5-1-6	1	19	0	1	0	1	24
05	Wayne Turner	g	3-6	0-1	7-11	0-1-1	2	13	5	1	0	1	26
21	Tayshaun Prince	g	0-3	0-3	0-1	1-4-5	0	0	5	0	0	1	22
40	Jules Camara		0-0	0-0	0-0	0-0-0	2	0	0	2	0	0	6
11	Saul Smith	f	3-11	3-7	0-0	1-4-5	1	9	2	2	0	1	30
42	Jamaal Magliore	f	1-4	0-0	0-0	2-2-4	2	2	0	2	3	0	16
22	Ryan Hogan	f	1-3	0-1	0-0	1-0-1	1	2	0	0	0	0	6
32	Desmond Allison	f	2-5	0-2	0-1	1-1-2	2	4	0	1	0	0	13
TEAM						1-0-1				0			
TOTALS			28-63	6-23	12-19	15-21-36	15	74	16	13	4	7	200
TOTAL FG%		1st Half: 12-34 (.353)	2nd Half: 16-29 (.552)		Game: .444		DEADBALL		REBOUNDS				
3-Pt. FG%		1st Half: 2-14 (.143)	2nd Half: 4-9 (.444)		Game: .261		REBOUNDS						
Free Throw%		1st Half: 5-5 (1.000)	2nd Half: 7-14 (.500)		Game: .632		REBOUNDS		6				

Officials: John Clougherty, Andre Patillo, David Day

Technical Fouls: None
Attendance: 23,565

Score by Periods	1st	2nd	Total
Miami	31	34	65
Kentucky	31	43	74

1998-99 Season Recap and Boxscores

Game 5 - MIAMI 77, BOSTON COLLEGE 64 December 8, 1998 Miami Arena, Miami, FL

The frontcourt of Tim James, Kevin Houston and Mario Bland combined to score 48 points and shoot 19-of-28 (.679) from the field to lead Miami to a 77-64 BIG EAST Conference victory over Boston College in the Miami Arena.

James and Houston scored 19 apiece for the Hurricanes while Bland, nursing a sore right knee, played just 15 minutes, all in the second half, and recorded 10 points and five rebounds. Clinton Sims scored 19 points to lead the Eagles.

The Hurricanes, who defeated the Eagles at the Miami Arena for the first time since Jan. 21, 1995, shot 51.9 percent from the field and scored 33 points off 27 BC turnovers.

Miami had leads of seven and eight points in the opening half but could not put the Eagles away. Boston College managed to keep the game close in the opening half outscoring Miami 14-4 on second chance opportunities.

On the game, the Eagles shot 45.6 percent from the floor which was a season-high allowed for Miami.

Miami, which struggled from the free throw line, shooting just 19-of-37 (.514), dominated down low and outscored Boston College 44-28 in the paint.

VISITORS: Boston College

No.	Player		tot-fg	3-pt	rebounds								
			fg-fga	fg-fga	of-de-tot	pf	tp	a	to	blk	s	min	
03	Cotton, Michael	f	3-7	0-0	0-0	2-2-4	5	6	2	2	0	3	30
04	Beerbohm, Jonathan	f	0-1	0-0	0-0	0-0-0	1	0	1	3	0	0	14
13	Harley, Kenny	f	2-9	1-5	0-0	2-0-2	2	5	4	4	0	0	20
05	Pina, Dwayne	g	2-3	0-1	0-0	0-4-4	3	4	3	3	0	2	29
12	Sims, Clinton	g	6-10	4-6	3-4	3-2-5	2	19	4	3	0	4	31
21	Walls, Kenny	f	7-15	0-3	2-2	3-4-7	2	16	1	3	0	1	29
31	Miller, Osei	g	1-2	0-0	0-2	0-0-0	2	2	0	2	1	0	11
35	Deane, Willie	g	4-8	1-2	0-0	0-0-0	4	9	2	2	0	1	11
45	Ross, Brian	f	1-2	0-1	1-2	2-4-6	3	3	0	2	0	1	25
TEAM					0-5-5								
TOTALS			26-57	6-18	6-10	12-21-33	24	64	17	27	1	12	200
TOTAL FG%			1st Half: 14-31 (.452)		2nd Half: 12-26 (.462)		Game: .456		DEADBALL				
3-Pt. FG%			1st Half: 4-11 (.364)		2nd Half: 2-7 (.286)		Game: .333		REBOUNDS				
F Throw %			1st Half: 3-5 (.600)		2nd Half: 3-5 (.600)		Game: .600		2				

1998-99 Season Recap and Boxscores

Game 7 - MIAMI 76, GEORGIA STATE 55 December 18, 1998 GSU Sports Arena, Atlanta, GA

Johnny Hemsley returned to the starting lineup and poured in a career-high 24 points to lead the University of Miami to a 76-55 non-conference win over Georgia State in Atlanta, GA. All-America Tim James added 21 points, five rebounds, two assists, two steals and three blocks for the Hurricanes.

Anton Reese led Georgia State with 16 points while Quincy Gause added 14 points and 10 rebounds in his first action of the season for the Panthers.

Hemsley, who did not start in the Hurricanes last game due to a bruised right hand, came out firing connecting on 5-of-7 shots in the first half including 3-of-4 from three-point range. Hemsley ended the first half with 13 points while James scored 16.

The Hurricanes shot an astounding 16-for-27 (.593) in the opening half while holding Georgia State to 9-of-28 (.321) shooting in opening up a 40-22 halftime lead.

Miami, which led by as many as 26 in the second half, saw the lead cut to 14 (56-42) after a dunk by Gause with 8:47 to play. But that would be as close as the Panthers would get as the Hurricane defense, which forced 24 turnovers, held Georgia State to just four field goals the remainder of the game.

VISITORS: Miami Hurricanes

No.	Player	tot-fg	3-pt	rebounds	pf	tp	a	to	blk	s	min
		fg-fga	fg-fga	ft-fa	of-de-tot						
40	James, Tim	f 7-14	1-2	6-8	2-3-5	2	21	2	2	3	32
42	Houston, Kevin	f 3-5	0-0	3-4	2-1-3	0	9	0	1	1	21
51	Bland, Mario	c 2-4	0-1	0-2	0-2-2	3	4	2	1	0	21
30	Jennings, Vernon	c 2-8	0-0	0-1	2-4-6	1	4	3	4	1	19
31	Hemsley, Johnny	g 9-15	4-6	2-2	1-3-4	0	24	1	2	1	33
04	Simmons, Michael	g 0-1	0-0	0-0	0-2-2	2	0	0	4	0	16
05	John Salmons	1-1	0-0	2-2	1-3-4	1	4	2	1	0	14
11	Schlie, Jerry	0-1	0-1	0-0	0-0-0	1	0	0	0	0	2
13	Coelho, Joao Paulo	0-2	0-2	0-0	1-1-2	1	0	0	1	0	15
34	Wimbly, Dwayne	1-1	0-0	0-0	1-1-2	4	2	0	2	0	9
44	Tyler, Elton	4-4	0-0	0-0	0-1-1	2	8	1	1	2	18
TEAM					1-2-3						
TOTALS		29-56	5-2	13-19	11-23-34	17	76	17	19	9	200

TOTAL FG%	1st Half: 16-27 (.593)	2nd Half: 13-29 (.448)	Game: .518	DEADBALL
3-Pt. FG%	1st Half: 4-7 (.571)	2nd Half: 1-5 (.200)	Game: .417	REBOUNDS
F Throw %	1st Half: 4-6 (.667)	2nd Half: 9-13 (.692)	Game: .684	4

HOME TEAM: Georgia State

No.	Player	tot-fg	3-pt	rebounds	pf	tp	a	to	blk	s	min
		fg-fga	fg-fga	ft-fa	of-de-tot						
15	Gause, Quincy	f 6-11	0-0	2-5	4-6-10	3	14	1	1	0	35
44	Gresham, Torquin	f 2-4	0-0	0-1	0-0-0	2	4	0	2	1	21
22	Stricker, Brad	c 3-7	0-0	1-2	1-4-5	2	7	0	2	0	20
13	Morris, Kevin	g 3-10	1-6	0-0	0-2-2	3	7	8	9	0	36
31	Reese, Anton	g 6-17	2-7	2-2	3-0-3	0	16	1	1	2	32
05	Searcy, Chad	0-3	0-1	0-0	1-0-1	0	0	0	0	1	8
11	Nieves, Henry	0-0	0-0	0-0	0-0-0	0	0	0	1	0	4
33	Davis, Donnie	0-1	0-0	2-2	0-1-1	1	2	0	2	0	7
34	Hill, Jarrod	0-0	0-0	0-0	0-0-0	2	0	0	0	0	4
40	King, Markael	1-3	0-0	1-2	3-1-4	2	3	0	2	1	16
42	Robertson, Maurice	0-6	0-3	2-2	2-2-4	3	2	0	2	0	17
TEAM					6-2-8						
TOTALS		21-62	3-17	10-16	20-18-38	18	55	10	24	5	200

TOTAL FG%	1st Half: 9-28 (.321)	2nd Half: 12-34 (.353)	Game: .339	DEADBALL
3-Pt. FG%	1st Half: 1-10 (.100)	2nd Half: 2-7 (.286)	Game: .176	REBOUNDS
F Throw %	1st Half: 3-5 (.600)	2nd Half: 7-11 (.636)	Game: .625	4

Officials: John Clougherty, Curtis Shaw, David Day
Technical fouls: None
Attendance: 2,189

Score by Periods	1st	2nd	Total
Miami Hurricanes	40	36	76
Georgia State	22	33	55

Game 8 - MIAMI 80, MEMPHIS 64 December 22, 1998 Miami Arena, Miami, FL

Tim James and Johnny Hemsley combined for 45 points and 15 rebounds to lead the University of Miami to an 80-64 non-conference win over the University of Memphis Tuesday evening at the Miami Arena.

Miami, which improved to 4-0 at the Miami Arena this season, used a 22-8 run midway through the second half to put the game away. James, who recorded his fourth 20 points game and second double-double of the season with 23 points and 10 rebounds, scored 16 of his points in the second-half to keep the Tigers at bay.

Hemsley added 22 points, which included four three-point baskets, to help Miami win its 100th game at Miami Arena.

Miami, which entered the game ranked last in the BIG EAST in three-point shooting, found the range against Memphis hitting 9-of-21 (.429) from behind the arc. The nine threes were the most by a Hurricane squad since Feb. 28, 1996 when Miami hit 10 in a 71-59 win over Notre Dame.

VISITORS: Memphis

No.	Player	tot-fg	3-pt	rebounds	pf	tp	a	to	blk	s	min
		fg-fga	fg-fga	ft-fa	of-de-tot						
31	Sneed, Omar	f 6-12	0-1	6-7	3-2-5	3	18	4	2	0	34
55	Jones, Shamel	f 4-12	0-3	3-4	6-3-9	3	11	0	3	0	36
04	Ousley, Jermaine	c 1-1	0-0	0-0	0-2-2	2	2	0	2	0	8
03	Daniels, Dinno	g 3-7	0-2	4-5	0-1-1	1	10	2	4	0	27
15	Chatman, Shyrone	g 2-7	1-4	0-0	0-1-1	4	5	0	3	0	32
10	Hunter, Jimmie	1-6	0-1	2-2	0-0-0	2	4	0	2	0	9
11	Shine, Keiron	1-5	0-1	0-0	0-1-1	0	2	1	1	0	12
14	London, Paris	2-4	0-0	0-0	2-2-4	3	4	0	0	0	13
45	Wise, Kelly	3-5	0-0	2-5	1-9-10	4	8	0	2	1	29
TEAM					1-2-3						
TOTALS		23-59	1-12	17-23	13-23-36	22	64	7	19	1	200

TOTAL FG%	1st Half: 14-30 (.467)	2nd Half: 9-29 (.310)	Game: .390	DEADBALL
3-Pt. FG%	1st Half: 1-7 (.143)	2nd Half: 0-5 (.000)	Game: .083	REBOUNDS
F Throw %	1st Half: 1-2 (.500)	2nd Half: 16-21 (.762)	Game: .739	1

HOME TEAM: Miami Hurricanes

No.	Player	tot-fg	3-pt	rebounds	pf	tp	a	to	blk	s	min
		fg-fga	fg-fga	ft-fa	of-de-tot						
31	Hemsley, Johnny	f 8-16	4-8	2-2	0-5-5	2	22	4	4	0	37
40	James, Tim	f 6-14	1-2	10-12	3-7-10	3	23	1	5	6	34
51	Bland, Mario	c 2-4	1-1	4-6	0-1-1	4	9	0	1	1	16
04	Simmons, Michael	g 0-0	0-0	0-0	0-0-0	0	0	4	2	0	10
30	Jennings, Vernon	g 1-5	0-1	0-0	0-0-0	3	2	2	0	0	30
05	John Salmons	2-6	2-5	2-2	2-5-7	2	8	1	1	0	27
11	Schlie, Jerry	1-4	1-3	0-0	0-0-0	1	3	0	0	0	7
13	Coelho, Joao Paulo	1-2	0-1	0-0	0-0-0	1	2	3	1	0	9
34	Wimbly, Dwayne	2-4	0-0	0-0	4-4-8	2	4	1	0	0	15
44	Tyler, Elton	1-1	0-0	5-5	1-3-4	0	7	0	1	0	15
TEAM					1-3-4						
TOTALS		24-56	9-21	23-27	11-28-39	18	80	16	16	7	200

TOTAL FG%	1st Half: 11-33 (.333)	2nd Half: 13-23 (.565)	Game: .429	DEADBALL
3-Pt. FG%	1st Half: 6-13 (.462)	2nd Half: 3-8 (.375)	Game: .429	REBOUNDS
F Throw %	1st Half: 4-6 (.667)	2nd Half: 19-21 (.905)	Game: .852	2

Officials: Jim Burr, Steve Welmer, Andre Patillo
Technical fouls: Miami (1) - 1:04 (2nd) Bland, Mario.
Attendance: 2,307

Score by Periods	1st	2nd	Total
Memphis	30	34	64
Miami Hurricanes	32	48	80

1998-99 Season Recap and Boxscores

Game 9 - MIAMI 72, OHIO STATE 64 December 27, 1998 National Car Rental Center, Sunrise, FL

Tim James recorded his second straight double-double with a career-high 29 points and 11 rebounds to lead the University of Miami to a 72-64 win over Ohio State in the HIP Health Plan Orange Bowl Basketball Classic in Sunrise, FL. Vernon Jennings added a career-high 19 points for the Hurricanes.

James, who scored 20 points or more for the third consecutive game, also added five blocks and three steals in being named game MVP for the second time in three seasons.

The Hurricanes improved to 6-0 on the season when leading at the half and held Ohio State to a season low 21 points in the first half.

For the game Miami held the Buckeyes to just 36.2 percent shooting from the floor marking the fourth consecutive opponent the Hurricanes have held under 40 percent shooting.

Miami led 53-43 with 6:25 to play but saw the lead cut to only four after turning the ball over six time in an 11-5 Ohio State run. Miami's James would save the day by blocking a Scoonie Penn jumper then converting a conventional three-point play in pushing the lead back to seven with 1:40 left. The Hurricanes then connected on 11-of-12 free throws down the stretch to keep the Buckeyes out of reach.

VISITORS: Ohio State

No.	Player	tot-fg	3-pt	rebounds	pf	tp	a	to	blk	s	min
		fg-fga	fg-fga	ft-fa	of-de-tot						
23	Singleton, Jason	f 3-6	0-0	1-2	3-6-9	4	7	1	4	0	29
33	Sanderson, Jon	f 6-10	1-2	0-2	2-1-3	3	13	0	2	0	31
32	Johnson, Ken	c 4-8	0-0	0-4	6-5-11	2	8	0	1	1	29
12	Penn, Scoonie	g 4-17	3-9	0-0	1-4-5	3	11	5	2	0	39
22	Redd, Michael	g 6-20	0-5	7-10	4-3-7	0	19	3	2	0	34
03	Coleman, Neshawn	0-1	0-1	0-0	0-0-0	1	0	1	0	0	4
13	Brown, Brian	2-5	0-2	1-1	0-0-0	2	5	0	2	0	17
21	Savovic, Slobodan	0-0	0-0	0-0	0-1-1	1	0	0	0	0	3
40	Reese, George	0-2	0-0	1-2	1-1-2	1	1	1	3	0	13
43	Dudley, Will	0-0	0-0	0-0	0-0-0	1	0	0	0	0	1
TEAM					3-0-3						
TOTALS		25-69	4-19	10-21	20-21-41	18	64	11	16	1	200

TOTAL FG%	1st Half: 8-29 (.276)	2nd Half: 17-40 (.425)	Game: .362	DEADBALL
3-Pt. FG%	1st Half: 3-12 (.250)	2nd Half: 1-7 (.143)	Game: .211	REBOUNDS
F Throw %	1st Half: 2-6 (.333)	2nd Half: 8-15 (.533)	Game: .476	4

HOME TEAM: Miami Hurricanes

No.	Player	tot-fg	3-pt	rebounds	pf	tp	a	to	blk	s	min
		fg-fga	fg-fga	ft-fa	of-de-tot						
31	Hemsley, Johnny	f 3-13	0-3	8-9	2-5-7	0	14	2	4	0	35
40	James, Tim	f 11-19	2-4	5-5	1-10-11	1	29	1	2	5	33
51	Bland, Mario	c 1-6	0-0	1-2	2-1-3	2	3	1	2	0	25
04	Simmons, Michael	g 1-3	0-0	0-0	0-5-5	2	2	3	4	0	24
30	Jennings, Vernon	g 6-8	2-3	5-6	1-2-3	3	19	3	5	0	29
05	John Salmons	1-2	0-0	1-2	2-3-5	5	3	1	0	0	29
11	Schlie, Jerry	0-1	0-0	0-0	0-1-1	0	0	0	0	0	1
13	Coelho, Joao Paulo	0-0	0-0	0-0	0-0-0	0	0	0	1	0	2
34	Wimbly, Dwayne	0-1	0-0	2-2	1-1-2	1	2	0	0	1	15
44	Tyler, Elton	0-2	0-0	0-0	1-0-1	0	0	0	0	0	7
TEAM					2-3-5						
TOTALS		23-55	4-10	22-26	12-31-43	14	72	11	18	6	200

TOTAL FG%	1st Half: 13-29 (.448)	2nd Half: 10-26 (.385)	Game: .418	DEADBALL
3-Pt. FG%	1st Half: 2-4 (.500)	2nd Half: 2-6 (.333)	Game: .400	REBOUNDS
F Throw %	1st Half: 2-3 (.667)	2nd Half: 20-23 (.870)	Game: .846	3

Officials: Tim Higgins, Ted Valentine, Donnee Gray
Technical fouls: None
Attendance: 11,051

Score by Periods	1st	2nd	Total
Ohio State	21	43	64
Miami Hurricanes	30	42	72

Game 10 - MIAMI 64, GEORGETOWN 63 December 30, 1998 MCI Center, Washington, DC

Johnny Hemsley poured in a career-high 35 points including the go ahead bucket with 15 seconds remaining to lead Miami to a 64-63 win over Georgetown at the MCI Center. The win was Miami's sixth straight on the season and its fourth consecutive regular season win over the Hoyas. All-America Tim James recorded his third consecutive double-double with 21 points and 15 rebounds.

Georgetown trailed by 16 points in the second half but battled back by converting 13 second half Miami turnovers into 22 points. On the game the Hoyas converted 25 turnovers into 33 points. Miami's defense held Georgetown to 38.5 percent (25-65) shooting from the floor marking the fourth consecutive game in which Miami held its opponent to under 40 percent shooting.

After trailing from the start of the game, Georgetown took its first lead of the game, 58-57, with 4:07 to play and again, 63-62, at the 1:08 mark after Jameel Watkins put back an Anthony Perry miss. But with 20 seconds remaining, Vernon Jennings made a steal and dishd to Hemsley who banked in an eight foot jumper to give Miami the win.

VISITORS: Miami Hurricanes

1998-99 Season Recap and Boxscores

Game 11 - MIAMI 84, ST. JOHN'S 79 January 6, 1999 Miami Arena, Miami, FL

Tim James scored 22 points as Miami remained undefeated in conference play with an 84-79 victory over ninth-ranked St. John's snapping the Red Storm's nine-game winning streak.

The game marked the fifth consecutive in which James has scored 20 or more points and improved the Hurricanes' string of consecutive victories to seven.

Johnny Hemsley added 19 points for the Hurricanes who opened 3-0 in conference play for the second straight season and defeated a ranked opponent in the Miami Arena for the fifth consecutive year.

Ron Artest and Bootsy Thornton scored 17 points apiece for the Red Storm.

Bland and Jennings added 10 points apiece for the Hurricanes, who shot a season-high 58 percent (30-of-52) from the field to overcome 13 missed free throws.

Barkley totaled 16 points and Tyrone Grant 13 for St. John's, which shot only 41 percent (29-of-70) and a horrid 5-of-23 from three-point range. The Red Storm missed 14 free throws, going 16-of-30 from the foul line.

VISITORS: St. John's

No.	Player	tot-fg	3-pt	rebounds	pf	tp	a	to	blk	s	min
		fg-fga	fg-fga	of-de-tot							
15	Artest, Ron	f 6-15	1-5	4-4	3-2-5	5	17	0	4	0	29
32	Grant, Tyrone	f 5-8	0-1	3-5	4-4-8	4	13	0	3	0	37
33	Emanuel, Donald	c 1-4	0-0	0-0	1-1-2	1	2	0	1	2	13
12	Barkley, Erick	g 6-16	2-6	2-6	1-3-4	4	16	2	3	0	39
14	Thornton, Bootsy	g 7-15	1-4	2-7	4-7-11	5	17	2	1	0	31
03	Gray, Chudney	0-0	0-0	0-0	0-0-0	0	0	0	0	0	0
11	Charles, Collin	1-5	0-3	5-6	0-1-1	1	7	3	0	0	15
25	Postell, Lavar	2-4	1-3	0-2	1-0-1	2	5	0	1	0	17
41	Jessie, Reggie	1-3	0-1	0-0	2-1-3	4	2	2	1	0	15
55	Richardson, Albert	0-0	0-0	0-0	0-0-0	1	0	0	0	0	3
TEAM TOTALS		29-70	5-23	16-30	19-22-41	27	79	9	15	2	200
TOTAL FG%		1st Half: 10-29 (.345)	2nd Half: 19-41 (.463)	Game: .414		DEADBALL		REBOUNDS			
3-PT. FG%		1st Half: 3-12 (.250)	2nd Half: 2-11 (.182)	Game: .217		REBOUNDS					
F Throw %		1st Half: 10-18 (.556)	2nd Half: 6-12 (.500)	Game: .533		7					

HOME TEAM: Miami Hurricanes

No.	Player	tot-fg	3-pt	rebounds	pf	tp	a	to	blk	s	min
		fg-fga	fg-fga	of-de-tot							
31	Hemsley, Johnny	f 7-13	2-4	3-4	0-4-4	2	19	4	4	0	38
40	James, Tim	f 9-14	1-1	3-6	0-2-2	2	22	3	2	3	27
51	Bland, Mario	c 3-6	0-0	4-7	1-4-5	4	10	1	4	0	30
04	Simmons, Michael	g 0-3	0-1	5-6	0-3-3	4	5	2	0	0	13
30	Jennings, Vernon	g 3-4	0-0	4-4	0-5-5	1	10	5	4	1	35
05	John Salmons	2-6	0-1	1-2	3-4-7	4	5	2	0	0	28
13	Coelho, Joao Paulo	0-0	0-0	0-0	0-0-0	1	0	1	0	0	6
34	Wimbly, Dwayne	3-3	0-0	0-3	1-2-3	2	6	0	1	1	10
44	Tyler, Elton	3-3	0-0	1-2	0-2-2	2	7	0	1	0	13
TEAM TOTALS		30-52	3-7	21-34	6-29-35	22	84	18	17	5	200
TOTAL FG%		1st Half: 16-27 (.593)	2nd Half: 14-25 (.560)	Game: .577		DEADBALL		REBOUNDS			
3-PT. FG%		1st Half: 2-4 (.500)	2nd Half: 1-3 (.333)	Game: .429		REBOUNDS					
F Throw %		1st Half: 8-12 (.667)	2nd Half: 13-22 (.591)	Game: .618		7					

Officials: Tim Higgins, Larry Rosa, Reggie Greenwood
Technical fouls: None
Attendance: 4,382

Score by Periods	1st	2nd	Total
St. John's	33	46	79
Miami Hurricanes	42	42	84

Game 12 - NOTRE DAME 71, MIAMI 68 January 9, 1999 Miami Arena, Miami, FL

Senior Antoni Wychy poured in a game-high 18 points to lead four Fighting Irish in double figures to lead the University of Notre Dame to a 71-68 win over Miami in the Miami Arena. Tim James led Miami with 17 points while Johnny Hemsley added 15 for the Hurricanes.

Notre Dame shot 55.8 percent (24-43) from the floor to snap the Hurricanes' 39 game streak of holding opponents to under 50 percent shooting. The last team to shoot over 50 percent from the floor against Miami was Michigan (31-39) in the opening round of the National Invitational Tournament.

The game also marked Miami's first home loss of the season and its first loss this year when leading at the half.

Down 66-59 with 2:28 to play, the Hurricanes scored six consecutive points, capped by a Vernon Jennings steal and layup, to close the gap to just one with 1:09 left. But the Fighting Irish hit 5 of 6 free throws to extend the lead to 71-65 with 8.4 seconds to play.

VISITORS: Notre Dame

No.	Player	tot-fg	3-pt	rebounds	pf	tp	a	to	blk	s	min
		fg-fga	fg-fga	of-de-tot							
03	Murphy, Troy	f 4-7	0-1	5-9	3-5-8	3	13	2	6	1	38
34	Graves, David	f 6-12	1-4	0-0	3-5-8	2	13	4	6	0	31
55	Hickey, Phil	c 0-5	0-0	1-2	0-2-2	3	1	2	3	1	23
04	Wychy, Antoni	g 6-10	2-5	4-6	0-2-2	4	18	3	2	0	36
24	Inglesby, Martin	g 5-5	4-4	2-5	0-2-2	0	16	3	4	0	33
15	Bainey, Paul	0-0	0-0	0-0	0-0-0	0	0	0	1	0	4
20	Williamson, L.	0-1	0-1	2-2	0-0-0	0	2	0	0	0	5
21	Dillon, Jimmy	1-1	0-0	0-0	0-1-1	2	2	0	2	0	7
42	Swanegan, Harold	1-1	0-0	0-0	0-2-2	4	2	0	1	0	10
43	Owens, Skylard	0-0	0-0	2-2	0-0-0	2	0	0	0	0	8
44	Palmer, Todd	1-1	0-0	0-0	0-0-0	1	2	0	2	0	5
TEAM TOTALS		24-43	7-15	16-26	8-22-30	19	71	14	27	2	200
TOTAL FG%		1st Half: 11-20 (.550)	2nd Half: 13-23 (.565)	Game: .558		DEADBALL		REBOUNDS			
3-PT. FG%		1st Half: 3-8 (.375)	2nd Half: 4-7 (.571)	Game: .467		REBOUNDS					
F Throw %		1st Half: 4-8 (.500)	2nd Half: 12-18 (.667)	Game: .615		5					

HOME TEAM: Miami Hurricanes

No.	Player	tot-fg	3-pt	rebounds	pf	tp	a	to	blk	s	min
		fg-fga	fg-fga	of-de-tot							
31	Hemsley, Johnny	f 5-14	2-6	3-4	3-2-5	3	15	3	3	0	37
40	James, Tim	f 7-17	1-5	2-3	2-2-4	3	17	0	3	0	21
51	Bland, Mario	c 3-5	1-1	2-2	2-2-4	3	9	0	5	2	26
04	Simmons, Michael	g 4-8	1-4	0-0	0-1-1	0	9	4	1	0	25
30	Jennings, Vernon	g 3-6	0-1	2-2	0-1-1	4	8	5	3	0	36
05	John Salmons	1-2	0-1	0-0	1-2-3	3	2	2	4	0	18
11	Schlie, Jerry	0-0	0-0	0-0	0-0-0	1	0	0	0	0	1
13	Coelho, Joao Paulo	0-0	0-0	0-0	0-0-0	0	0	0	1	0	1
34	Wimbly, Dwayne	0-0	0-0	0-1	0-0-0	2	0	0	1	1	12
44	Tyler, Elton	3-3	0-0	2-4	0-1-1	2	8	1	1	0	11
TEAM TOTALS		26-55	5-18	11-16	10-16-26	21	68	15	22	3	200
TOTAL FG%		1st Half: 12-28 (.429)	2nd Half: 14-27 (.519)	Game: .473		DEADBALL		REBOUNDS			
3-PT. FG%		1st Half: 2-9 (.222)	2nd Half: 3-9 (.333)	Game: .278		REBOUNDS					
F Throw %		1st Half: 5-6 (.833)	2nd Half: 6-10 (.600)	Game: .688		2					

Officials: Ted Valentine, Joe Mingle, Will Bush
Technical fouls: None
Attendance: 4,022

Score by Periods	1st	2nd	Total
Notre Dame	29	42	71
Miami Hurricanes	31	37	68

1998-99 Season Recap and Boxscores

Game 13 - MIAMI 74, RUTGERS 62 January 13, 1999 Louis Brown Athletic Center, Piscataway, NJ

Mario Bland scored 18 of his career-high 20 points in the second half to lead the University of Miami to a 74-62 come from behind win over Rutgers in Piscataway, NJ.

Bland, who surpassed his previous career-high of 19 points set against Rutgers last season, connected on 7-of-8 shots from the field and continuously exploited the smaller Scarlet Knights inside.

The Hurricanes also received strong play from Johnny Hemsley who poured in a game-high 22 points while freshman John Salmons added a career-best 12 points for the Hurricanes. All-America Tim James recorded his fifth double-double of the season with 10 points and 10 rebounds.

Miami, which trailed 48-46 with 6:36 to play, went on a 17-1 run over the next 4:32 to take a 63-49 lead with 2:04 left. Bland led the charge scoring nine points in the run as Miami took control of the game.

Freshman Dahntay Jones led Rutgers with 16 points.

VISITORS: Miami Hurricanes

No.	Player	tot-fg	3-pt	rebounds	pf	tp	a	to	blk	s	min
		fg-fga	fg-fga	of-de-tot							
31	Hemsley, Johnny	f 8-18	2-4	4-4	3-2-5	1	22	4	4	0	39
40	James, Tim	f 5-11	0-1	0-0	5-5-10	2	10	0	2	2	34
51	Bland, Mario	c 7-8	0-0	6-9	0-5-5	2	20	2	2	0	30
04	Simmons, Michael	g 0-3	0-1	0-3	0-3-3	2	0	1	3	0	26
30	Jennings, Vernon	g 2-5	0-0	4-4	0-2-2	5	8	6	2	0	25
05	John Salmons	5-6	0-0	2-2	2-3-5	4	12	3	4	0	29
13	Coelho, Joao Paulo	0-0	0-0	0-0	0-0-0	0	0	0	1	0	1
34	Wimbly, Dwayne	1-2	0-0	0-0	1-2-3	3	2	0	1	0	10
44	Tyler, Elton	0-0	0-0	0-0	0-1-1	1	0	1	1	0	6
TEAM TOTALS		28-53	2-6	16-22	13-26-39	20	74	17	20	2	200
TOTAL FG%		1st Half: 10-27 (.370)	2nd Half: 18-26 (.692)	Game: .528		DEADBALL		REBOUNDS			
3-PT. FG%		1st Half: 1-5 (.200)	2nd Half: 1-1 (.100)	Game: .333		REBOUNDS					
F Throw %		1st Half: 0-0 (.000)	2nd Half: 16-22 (.727)	Game: .727		2					

HOME TEAM: Rutgers

No.	Player	tot-fg fg-fga	3-pt fg-fga	rebounds of-de-tot	pf	tp	a	to	blk	s	min	
25	Greer, Jeff	f 4-7	2-5	0-0	0-4-4	3	10	0	2	0	1	27
45	Hodgson, Rob	f 2-7	1-6	1-4	0-2-2	4	6	1	3	0	2	40
44	Kent, Rashod	c 0-1	0-0	0-0	1-4-5	1	0	0	1	1	1	10
22	Billet, Geoff	g 5-10	3-7	1-1	3-1-4	2	14	8	2	0	0	38
31	Jones, Dahntay	g 5-15	0-0	6-9	3-2-5	3	16	3	3	3	1	30
03	Salvi, Joel	0-2	0-0	0-0	1-0-1	1	0	0	0	0	1	14
13	Johnson, Earl	6-10	2-3	1-2	0-2-2	3	15	2	3	0	2	25
21	Collins, Billy	0-1	0-1	0-0	0-0-0	0	0	0	1	0	1	2
50	Tenys, Alvydas	0-1	0-0	1-3	1-0-1	3	1	0	2	0	0	14
TEAM		2-1-3										
TOTALS		22-54	8-22	10-19	11-16-27	20	62	14	18	4	9	200
TOTAL FG%		1st Half: 9-22 (.409)		2nd Half: 13-32 (.406)		Game: .407		DEADBALL				
3-PT. FG%		1st Half: 5-9 (.556)		2nd Half: 3-13 (.231)		Game: .364		REBOUNDS				
F Throw %		1st Half: 3-5 (.600)		2nd Half: 7-14 (.500)		Game: .526		4				

1998-99 Season Recap and Boxscores

Game 15 - No. 1 CONNECTICUT 70, No. 25 MIAMI 68 January 20, 1999 Miami Arena, Miami, FL

John Salmons' three-point attempt spun around the rim and out as time expired and No. 1 ranked Connecticut escaped with a 70-68 overtime victory over the University of Miami in front of a school-record crowd of 15, 147 at the Miami Arena.

Connecticut's Richard Hamilton led all scorers with 31 points. Mario Bland scored a career-high 21 points and Johnny Hemsley added 18 for Miami.

Connecticut led by as many as 11 points in the first half, but the Hurricanes scrambled behind Hemsley's 18 first half points to take a 33-32 lead at the break.

Down 55-48 with 7:32 to play, Miami went on a 13-3 run behind six points from James and five from Bland to take a 61-58 lead with 2:23 left.

Connecticut then scored six straight to take a 64-61 advantage with just 26.9 seconds left in regulation. Following a Bland free throw that cut the lead to 64-62 with 18.2 seconds left the Hurricanes fouled Connecticut's Kevin Freeman who proceeded to miss both free throws. The Hurricanes came down the court and with time running out James hit an off balance 14 footer in the lane to send the game into overtime.

The Hurricanes held the Huskies to a season low 34 percent (22-of-64) from the field but allowed 22 offensive rebounds that led to 20 second-chance points for Connecticut.

VISITORS: Connecticut

No.	Player		tot-fg	3-pt	rebounds								
			fg-fga	fg-fga	ft-ftr	of-de-tot	pf	tp	a	to	blk	s	min
15	Freeman, Kevin	f	2-8	0-0	4-8	8-6-14	3	8	1	2	0	1	42
32	Hamilton, Richard	f	11-28	3-8	6-7	3-3-6	0	31	3	1	0	1	42
43	Voskuhl, Jake	c	2-4	0-0	2-4	4-4-6	5	6	1	1	0	1	30
21	Moore, Ricky	g	2-5	1-2	0-0	2-1-3	4	5	2	3	1	2	32
42	El-Amin, Khalid	g	3-12	1-5	6-8	1-1-2	3	13	4	5	0	3	34
03	Jones, Rashamel	g	0-0	0-0	0-0	0-0-0	0	0	0	0	0	0	2
23	Mouring, Albert	g	2-6	2-5	0-0	0-2-2	2	6	0	1	0	1	25
34	Ware, Souleymane	g	0-0	0-0	0-0	0-1-1	2	0	0	0	0	0	4
51	Saunders, Edmund	g	0-1	0-0	1-2	0-3-3	3	1	0	2	0	0	14
TEAM						4-4-8							
TOTALS			22-64	7-20	19-29	22-25-47	22	70	11	16	1	9	225

TOTAL FG%	1st Half: 10-28 (.357)	2nd Half: 10-28 (.357)	Game: .344	DEADBALL
3-Pt. FG%	1st Half: 3-9 (.333)	2nd Half: 3-9 (.333)	Game: .350	REBOUNDS
F Throw %	1st Half: 9-11 (.818)	2nd Half: 9-15 (.600)	Game: .655	4

HOME TEAM: Miami Hurricanes

No.	Player	tot-fg		3-pt	rebounds			pf	tp	a	to	blk	s	min
		fg-fga	fg-fga	R-fta	of-de-tot									
31	Hemsley, Johnny	f	5-12	2-5	6-6	1-2-3	5	18	0	1	3	1	44	
40	James, Tim	f	6-16	0-2	4-5	0-8-8	4	16	2	2	2	2	32	
51	Bland, Mario	c	6-7	0-1	9-12	2-0-2	3	21	0	4	0	0	25	
04	Simmons, Michael	g	0-2	0-1	0-0	0-2-2	4	0	3	5	0	0	17	
30	Jennings, Vernon	g	1-2	0-1	0-0	0-2-2	3	2	4	2	0	2	38	
05	John Salmons	g	3-13	1-4	0-0	4-4-8	4	7	4	0	1	1	34	
11	Schlie, Jerry	g	0-0	0-0	0-0	0-0-0	0	0	0	0	0	0	1	
13	Coelho, Joao Paulo	g	0-0	0-0	0-0	0-0-0	0	0	0	0	0	0	1	
34	Wimbly, Dwayne	g	1-2	0-0	0-0	1-3-4	0	2	0	1	0	0	16	
44	Tyler, Elton	g	1-2	0-0	0-2	0-1-1	0	2	0	0	1	1	17	
TEAM						4-4-8								
TOTALS			23-58	3-14	19-25	12-26-38	23	68	13	16	7	7	225	

TOTAL FG%	1st Half: 11-27 (.407)	2nd Half: 11-23 (.478)	Game: .411	DEADBALL
3-Pt. FG%	1st Half: 3-8 (.375)	2nd Half: 0-2 (.000)	Game: .214	REBOUNDS
F Throw %	1st Half: 8-10 (.800)	2nd Half: 9-13 (.692)	Game: .760	2

Officials: Michael Kitts, Curtis Shaw, Will Bush
Technical fouls: None
Attendance: 15,147

Score by Periods	1st	2nd	OT	Total
Connecticut	32	32	6	70
Miami Hurricanes	33	31	4	68

Game 16 - No. 25 MIAMI 75, BOSTON COLLEGE 67 January 24, 1999 Silvio O. Conte Forum, Chestnut Hill, MA

Johnny Hemsley poured in a game-high 21 points while Tim James added 16 points and eight rebounds to lead the 25th-ranked Hurricanes to a 75-67 win over Boston College in Chestnut Hill, MA. Dwayne Pina led four Eagle players in double-figures with a career-high 17 points.

Miami looked to take control early opening a 28-13 advantage following a Vernon Jennings jumper with 7:03 left in the half. But Boston College would claw its way back hitting six three-point baskets over the last six minutes to cut the lead to 37-33 at intermission.

Following a layup by center Mario Bland to open the second half, Boston College reeled off seven straight points to take a 40-39 lead at the 15:19 mark. Miami would then regain control with a 9-0 run to take the lead for good.

Miami shot 28-48 (.583) from the floor marking the seventh time this season the Hurricanes have connected on over 50 percent from the field.

John Salmons continued his fine play for Miami scoring in double figures for the third time in four games. Against the Eagles Salmons recorded 10 points on 4-6 shooting from the floor, including 2-3 from three-point range.

VISITORS: Miami Hurricanes

No.	Player		tot-fg		3-pt		rebounds		pf	tp	a	to	blk	s	min
			fg	fga	fg	fga	ft	fta							
31	Hemsley, Johnny	f	5-9	2-4	9-10	0-5-5	1	21	1	2	0	2	2	38	
40	James, Tim	f	7-13	0-1	2-4	1-7-8	1	16	0	6	1	3	29		
51	Bland, Mario	c	6-8	0-0	2-2	1-2-3	2	14	0	2	0	2	21		
04	Simmons, Michael	g	3-5	1-1	0-0	0-2-2	3	7	2	2	0	2	31		
30	Jennings, Vernon	g	2-4	0-0	0-1	1-1-2	2	4	4	4	0	2	21		
05	John Salmons		4-6	2-3	0-0	2-0-2	3	10	4	2	1	2	31		
34	Wimbly, Dwayne		0-2	0-0	0-1	1-1-2	0	0	1	0	0	0	9		
44	Tyler, Elton		1-1	0-0	1-2	0-0-0	0	3	0	2	0	0	11		
TEAM			1-3-4												
TOTALS			28-48	5-9	14-20	7-21-28	12	75	12	20	2	13	200		

TOTAL FG%	1st Half: 14-28 (.538)	2nd Half: 14-22 (.636)	Game: .583	DEADBALL
3-Pt. FG%	1st Half: 5-9 (.556)	2nd Half: 0-0 (.000)	Game: .556	REBOUNDS
F Throw %	1st Half: 4-7 (.571)	2nd Half: 10-13 (.769)	Game: .700	1

HOME TEAM: Boston College

No.	Player		tot-fg	3-pt	rebounds							
			fg-fga	fg-fga	ft-fa	of-de-tot	pf	tp	a	to	blk	s min
03	Cotton, Michael	f	6-13	1-3	0-2	4-3-7	4	13	2	6	0	4 34
13	Harley, Kenny	f	7-18	2-8	0-0	2-4-6	1	16	1	3	0	1 35
45	Ross, Brian	c	1-4	1-3	0-0	1-3-4	3	3	3	1	0	0 31
04	Beerbohm, Jonathan	g	2-2	0-0	0-0	1-1-2	3	4	2	0	0	1 9
05	Pina, Dwayne	g	5-8	3-3	4-6	2-3-5	4	17	2	4	0	2 37
12	Sims, Clinton	g	0-2	0-1	0-0	0-1-1	1	0	0	0	0	0 11
21	Walls, Kenny	g	6-12	2-7	0-0	1-2-3	1	14	0	1	0	1 30
31	Miller, Osei	g	0-0	0-0	0-0	0-0-0	0	0	0	2	1	1 7
35	Deane, Willie	g	0-1	0-1	0-0	0-0-0	2	0	0	3	0	0 6
TEAM					3-1-4					1		
TOTALS			27-60	9-26	4-8	14-18-32	19	67	10	21	1	10 200

TOTAL FG%	1st Half: 13-28 (.464)	2nd Half: 14-32 (.438)	Game: .450	DEADBALL
3-Pt. FG%	1st Half: 6-14 (.429)	2nd Half: 3-12 (.250)	Game: .346	REBOUNDS
F Throw %	1st Half: 1-2 (.500)	2nd Half: 3-6 (.500)	Game: .500	2

Officials: John Cahill, Andre Pattillo, Rusty Herring
Technical fouls: None
Attendance: 4,251

Score by Periods	1st	2nd	Total
Miami Hurricanes	37	38	75
Boston College	33	34	67

1998-99 Season Recap and Boxscores

Game 17 - No. 23 MIAMI 77, SETON HALL 71 January 27, 1999 Miami Arena, Miami, FL

Tim James scored a career-high 31 points while John Salmons added a career-high 15 points to lead the University of Miami to a 77-71 BIG EAST conference victory over Seton Hall at the Miami Arena.

James, who also recorded three blocked shots, added a game-high 10 rebounds to record his seventh double-double of the season. Guard Shaheen Holloway fought off back spasms to lead Seton Hall with 20 points.

Miami, which trailed 39-37 at the break, took control midway through the second half and never looked back. Down 43-41 with 15:37 to play, Miami went on a 12-0 run, capped by a Mario Bland layup to take a 53-43 lead with 11:46 left.

VISITORS: Seton Hall

No.	Player		tot-fg	3-pt	rebounds							
			fg-fga	fg-fga	ft-ftr	of-dc-tot	pf	tp	a	to	blk	min
04	Jordan, Duane	f	4-6	0-0	1-2	3-2-5	3	9	0	1	2	30
15	Saunders, Gary	f	5-13	1-5	5-5	2-3-5	5	16	3	4	0	33
31	Manga, Charles	c	0-1	0-0	0-0	1-4-5	1	0	0	1	0	12
00	Shine, Ty	g	0-3	0-1	0-0	0-1-1	4	0	3	1	0	23
21	Kauzenas, Rimas	g	1-8	1-3	1-2	0-1-1	4	4	3	1	0	23
10	Holloway, Shaheen		7-15	2-3	4-7	1-0-1	2	20	3	6	0	28
22	Cespedes, Ramon		4-5	1-1	0-0	1-5-6	4	9	0	0	0	20
25	Moore, Chuck		4-13	2-5	3-3	3-4-7	2	13	0	0	0	27
32	Garrett, Reggie		0-1	0-0	0-0	0-2-2	2	0	0	1	0	12
TEAM					6-2-8					2		
TOTALS			25-65	7-18	14-19	17-24-41	27	71	12	17	2	9 208

TOTAL FG%	1st Half: 13-29 (.448)	2nd Half: 12-36 (.333)	Game: .385	DEADBALL
3-Pt. FG%	1st Half: 6-11 (.545)	2nd Half: 1-7 (.143)	Game: .389	REBOUNDS
F Throw %	1st Half: 7-9 (.778)	2nd Half: 7-10 (.700)	Game: .737	2

HOME TEAM: Miami Hurricanes

No.	Player		tot-fg	3-pt	rebounds	pf	tp	a	to	blk	s	min	
			fg-fga	fg-fga	of-de-tot								
31	Hamsley, Johnny	f	4-10	2-3	0-0	2-4-6	2	10	1	4	2	37	
40	James, Tim	f	11-23	0-1	9-10	7-3-10	1	31	1	0	3	37	
51	Bland, Mario	c	4-9	0-0	3-6	1-3-4	3	11	3	0	0	26	
04	Simmons, Michael	c	0-1	0-1	2-2	0-0-0	3	2	0	1	0	13	
30	Jennings, Vernon	g	2-4	0-0	4-6	2-3-5	2	8	7	4	1	38	
05	John Salmons	g	6-8	1-3	2-5	3-5-8	2	15	1	1	0	34	
34	Wimbly, Dwayne	g	0-3	0-0	0-1	0-3-3	1	0	0	1	0	14	
44	Tyler, Elton	g	0-1	0-0	0-0	0-1-1	2	0	0	2	0	3	
					2-4-6								
TEAM			27-59	3-8	20-30	17-26-43	16	77	13	14	7	4	200

TOTAL FG%	1st Half: 13-32 (.406)	2nd Half: 14-27 (.519)	Game: .458	DEADBALL
3-Pt. FG%	1st Half: 1-4 (.250)	2nd Half: 2-4 (.500)	Game: .375	REBOUNDS
F Throw %	1st Half: 10-13 (.769)	2nd Half: 10-17 (.588)	Game: .667	1

Officials: Bob Donato, Rick Hartzell, Tony Greene
Technical fouls: None
Attendance: 3,815

Score by Periods	1st	2nd	Total
Seton Hall	39	32	71
Miami Hurricanes	37	40	77

Game 18 - PITTSBURGH 60, No. 23 MIAMI 54 January 30, 1999 Fitzgerald Field House, Pittsburgh, PA

Kellie Taylor poured in 17 points while Vonteego Cummings scored 10 of his 14 points in the second half to lead Pittsburgh to a 60-54 upset victory over the University of Miami at Fitzgerald Field House. Tim James scored 17 points to lead Miami.

Miami, which committed a season-high 26 turnovers, played most of the game without its starting backcourt of Vernon Jennings and Michael Simmons. Jennings left the game in the opening minute because of back spasms while Simmons was carted off the court after suffering a concussion when his head hit the floor while diving after a loose ball at the 12:54 mark.

Miami fell behind 17-3 early in the first half but used a 10-2 run to close the deficit to just 28-25 at the break. During the run Miami held Pittsburgh without a point for over seven minutes.

Miami seemed to take control of the game after Mario Bland connected on two free throws to put the Hurricanes ahead 47-43 with 8:07 left. But Pittsburgh would hold Miami without a field goal over the final 4:39 to pull out the victory.

VISITORS: Miami Hurricanes

No.	Player		tot-fg	3-pt	rebounds		pf	tp	a	to	blk	s	min
			fg-fga	fg-fga	of-de	to-tot							
31	Hemsley, Johnny	f	4-12	2-7	2-2	0-5-5	5	12	2	5	0	2	39
40	James, Tim	f	4-13	0-0	9-14	1-4-5	1	17	1	8	6	0	39
51	Blad, Mario	c	3-5	0-0	2-3	3-4-7	4	8	1	4	2	3	31
04	Simmons, Michael	g	0-0	0-0	0-0	0-1-1	2	0	1	1	0	0	6
30	Jennings, Vernon	g	0-0	0-0	0-0	0-0-0	0	0	0	0	0	0	1
05	John Salmons		2-7	0-1	4-7	4-3-7	3	8	2	2	1	1	39
11	Schlie, Jerry		0-0	0-0	0-0	0-0-0	0	0	0	0	0	0	1
13	Coelho, Joao Paulo		1-2	1-2	2-2	0-2-2	2	5	2	3	1	2	33
34	Wimbley, Dwayne		0-0	0-0	0-0	0-0-0	1	0	0	1	0	0	1
44	Taylor, Elton		2-2	0-0	0-0	1-0-1	2	4	1	2	1	1	10
	TEAM					1-0-1							
	TOTALS		16-41	3-10	19-28	9-20-29	20	54	10	26	11	9	200

1998-99 Season Recap and Boxscores

Game 19 - No. 25 MIAMI 73, No. 9 ST. JOHN'S 70 February 3, 1999 Madison Square Garden, New York, NY

Johnny Hemsley scored a game-high 29 points to lead the 25th ranked University of Miami Hurricanes to a 73-70 upset win over 9th-ranked St. John's at Madison Square Garden.

The Hurricanes were without starting point guard Michael Simmons, who suffered a concussion against Pittsburgh and did not make the trip to New York. Fellow guard Vernon Jennings did not start due to back spasms but entered after Miami struggled with turnovers early in the game.

The Red Storm held a 69-63 lead with 3:36 remaining after Erick Barkley made the second of two free throws. But James started Miami's rally with a seven-footer with 1:59 left and Hemsley drove the baseline for a three-point play to make it 69-68 with 66 seconds to go.

After St. John's committed a turnover, Elton Tyler hit a 10-foot turnaround jumper as he was fouled by Reggie Jessie. Tyler made the free throw, giving the Hurricanes a 71-69 lead with 23 seconds remaining.

The Red Storm had a chance to tie the game as Artest was fouled with 7.8 seconds to play. But he missed the first and made the second to cut the deficit to 71-70. Artest was 6-of-14 from the line. After a timeout, Hemsley immediately was fouled and hit both shots. Artest had one more chance to tie, but his three-pointer from the left wing clanged off the rim as time expired.

VISITORS: Miami Hurricanes

No.	Player	tot-fg	3-pt	rebounds	pf	tp	a	to	blk	s	min
		fg-fga	fg-fga	of-de-tot							
40	James, Tim	7-14	1-1	5-5-10	4	18	0	4	1	2	32
44	Tyler, Elton	5-7	0-0	2-2-2	3	12	1	1	2	1	22
51	Bland, Mario	2-6	0-0	0-1-3	1	4	1	3	0	1	31
05	John Salmons	1-3	0-1	0-0-4	5	2	1	6	0	0	27
31	Hemsley, Johnny	7-17	3-8	12-13	4-2-6	1	29	2	4	1	40
11	Schlie, Jerry	0-0	0-0	0-0-1	0	0	0	1	0	0	1
13	Coelho, Joao Paulo	0-0	0-0	0-0-0	0	0	0	0	0	0	2
30	Jennings, Vernon	2-3	0-0	4-4-3	4	8	6	4	0	3	38
34	Wimbly, Dwayne	1-4	0-0	2-0-2	1	2	0	0	3	0	7
TEAM TOTALS											
25-54 4-10 19-21 13-25-38 19 73 11 23 7 10 200											
TOTAL FG% 1st Half: 15-32 (.469) 2nd Half: 10-22 (.455) Game: .463 DEADBALL											
3-PT FG% 1st Half: 4-8 (.500) 2nd Half: 0-2 (.000) Game: .400 REBOUNDS											
F Throw % 1st Half: 9-11 (.818) 2nd Half: 10-10 (1.000) Game: .905 0											

HOME TEAM: St. John's

No.	Player	tot-fg	3-pt	rebounds	pf	tp	a	to	blk	s	min
		fg-fga	fg-fga	of-de-tot							
15	Artest, Ron	7-15	2-5	6-14	2-2-4	2	22	3	3	1	38
41	Jessie, Reggie	1-3	0-0	2-2-2	5	4	3	4	0	3	29
55	Richardson, Albert	0-2	0-1	0-0-1	2-2-3	2	0	2	1	1	19
12	Barkley, Erick	7-16	1-5	1-2-3	4	16	3	2	0	3	38
14	Thomson, Boots	6-12	3-6	0-0-1	3-4-2	15	5	3	0	5	37
03	Gray, Chudney	0-0	0-0	0-0-0	0	0	0	0	0	0	7
11	Charles, Collin	0-0	0-0	2-2-0	1	2	1	1	0	0	2
25	Postell, Lavar	3-11	1-2	4-4-2	4	11	0	1	0	1	22
33	Emanuel, Donald	0-0	0-0	0-0-1	0	0	0	0	1	0	8
TEAM TOTALS											
24-59 7-19 15-24 12-18-30 20 70 17 15 3 14 200											
TOTAL FG% 1st Half: 13-31 (.419) 2nd Half: 11-28 (.393) Game: .407 DEADBALL											
3-PT FG% 1st Half: 5-14 (.357) 2nd Half: 2-5 (.400) Game: .368 REBOUNDS											
F Throw % 1st Half: 8-9 (.889) 2nd Half: 7-15 (.467) Game: .625 7											

Officials: John Cahill, Jody Silvestri, Larry Rose
Technical fouls: None
Attendance: 11,472

Score by Periods	1st	2nd	Total
Miami Hurricanes	43	30	73
St. John's	39	31	70

Game 20 - No. 25 MIAMI 71, GEORGETOWN 58 February 6, 1999 Miami Arena, Miami, FL

Tim James recorded a game-high 21 points while John Salmons registered his first career double-double with 13 points and a career-high 11 rebounds to lead the 25th ranked University of Miami Hurricanes to a 71-58 victory over Georgetown at the Miami Arena.

Anthony Perry led Georgetown with 19 points.

The win was Miami's fifth consecutive regular season victory over the Hoyas and marked the Hurricanes' second season sweep over Georgetown in the last three seasons.

James, who added 12 rebounds for his team leading ninth double-double of the season, scored six points in a 12-2 run midway through the second half as Miami extended its lead to 51-36 with 12:20 to play.

Junior college transfer Kevin Houston, who had missed six weeks with a stress fracture in his right foot saw his first action since Dec. 18 and recorded five points in seven minutes.

VISITORS: Georgetown

No.	Player	tot-fg	3-pt	rebounds	pf	tp	a	to	blk	s	min
		fg-fga	fg-fga	of-de-tot							
25	Burton, Nat	7-15	2-8	2-5	3-4-7	4	18	0	3	0	34
40	Watkins, Jameel	1-4	0-0	0-0	2-2-4	3	2	0	3	2	23
44	Bountjie Bountjie, R.	3-5	0-1	2-3	2-5-7	3	8	0	2	0	23
03	Braswell, Kevin	3-14	1-6	2-2	1-1-2	2	9	3	6	0	34
05	Perry, Anthony	6-20	3-7	4-6	2-3-5	3	19	1	3	0	32
00	Kilpatrick, Trez	0-7	0-2	2-2	2-3-5	4	2	1	2	0	2
04	Toumou, Joseph	0-1	0-1	0-0	0-0-0	1	0	0	1	0	1
11	Jackson, Daymond	0-4	0-0	0-0	2-1-3	3	0	2	2	0	15
32	Gibson, Rhese	0-0	0-0	0-0	0-2-2	0	0	0	0	0	7
TEAM TOTALS											
20-70 6-25 12-18 18-23-41 23 58 7 22 2 14 200											
TOTAL FG% 1st Half: 10-30 (.333) 2nd Half: 10-40 (.250) Game: .286 DEADBALL											
3-PT FG% 1st Half: 2-8 (.250) 2nd Half: 4-17 (.235) Game: .240 REBOUNDS											
F Throw % 1st Half: 5-8 (.625) 2nd Half: 17-10 (.700) Game: .667 2											

HOME TOWN: Miami Hurricanes

No.	Player	tot-fg	3-pt	rebounds	pf	tp	a	to	blk	s	min
		fg-fga	fg-fga	of-de-tot							
31	Hemsley, Johnny	5-10	1-5	2-5	1-5-6	2	13	5	5	0	33
40	James, Tim	7-15	0-2	7-10	2-10-12	0	21	0	4	1	33
51	Bland, Mario	4-7	0-0	0-0	0-3-3	3	8	2	0	1	21
05	John Salmons	5-7	0-1	3-4	3-9-11	3	13	1	4	2	35
30	Jennings, Vernon	2-8	0-1	1-2	0-3-3	3	5	7	4	0	30
13	Coelho, Joao Paulo	0-0	0-0	0-0-0	0-0-0	0	0	0	1	0	0
34	Wimbly, Dwayne	2-4	0-0	0-2	1-1-2	3	4	0	1	0	10
42	Houston, Kevin	1-2	0-0	3-4	0-1-1	1	5	0	0	1	7
44	Tyler, Elton	1-1	0-0	0-2	1-0-1	3	2	0	3	3	17
TEAM TOTALS											
27-54 1-9 16-29 11-36-47 18 71 15 23 8 12 200											
TOTAL FG% 1st Half: 11-26 (.423) 2nd Half: 16-28 (.571) Game: .500 DEADBALL											
3-PT FG% 1st Half: 1-6 (.167) 2nd Half: 0-3 (.000) Game: .111 REBOUNDS											
F Throw % 1st Half: 8-14 (.571) 2nd Half: 8-15 (.533) Game: .552 6											

Officials: Jim Burr, Tom Lopes, Tony Greene
Technical fouls: None
Attendance: 4,482

Score by Periods	1st	2nd	Total
Georgetown	27	31	58
Miami Hurricanes	31	40	71

1998-99 Season Recap and Boxscores

Game 21 - No. 16 MIAMI 76, No. 18 SYRACUSE 63 February 8, 1999 Carrier Dome, Syracuse, NY

Johnny Hemsley poured in a game-high 21 points to lead four Hurricanes in double figures while Vernon Jennings handed out a career-high 11 assists as the 16th ranked University of Miami Hurricanes defeated 18th ranked Syracuse, 76-63, in the Carrier Dome.

Allen Griffin led Syracuse with 18 points while Jason Hart added 17 for the Orangemen.

The victory was Miami's first ever in the Carrier Dome and improved the Hurricanes' BIG EAST road record to 6-1 on the season. The win was Miami's eighth overall on the road this season marking the most road victories for a Hurricane squad since 1964-65.

All-America Tim James recorded 18 points and nine rebounds moving him into 11th place on the all-time BIG EAST rebounding chart (508).

The Hurricanes, who improved to 3-2 against ranked opponents, shot 50 percent (25-50) from the floor for the ninth time this season and dominated the boards outrebounding the Orangemen, 33-23.

VISITORS: Miami Hurricanes

No.	Player	tot-fg	3-pt	rebounds	pf	tp	a	to	blk	s	min
		fg-fga	fg-fga	of-de-tot							
31	Hemsley, Johnny	5-13	3-6	8-8	1-2-3	2	21	0	0	2	36
40	James, Tim	8-16	0-1	2-2	3-6-9	1	18	1	2	0	35
51	Bland, Mario	4-7	0-0	4-4	2-3-5	2	12	0	1	0	32
05	John Salmons	4-7	1-2	3-3	2-5-7	2	12	4	3	0	37
30	Jennings, Vernon	2-2	0-0	4-5	0-4-4	3	8	11	5	0	36
13	Coelho, Joao Paulo	0-0	0-0	0-0-0	0-0-0	0	0	0	0	0	1
34	Wimbly, Dwayne	1-3	0-0	0-0	0-0-0	0	2	0	1	0	0
42	Houston, Kevin	1-2	0-0	0-0	0-0-0	3	2	1	1	0	7
44	Tyler, Elton	0-0	0-0	1-1	2-0-2	2	1	0	2	0	11
TEAM TOTALS											
25-50 4-9 22-23 10-23-33 15 76 17 15 0 11 200											
TOTAL FG% 1st Half: 11-25 (.440) 2nd Half: 14-25 (.560) Game: .500 DEADBALL											
3-PT FG% 1st Half: 1-3 (.333) 2nd Half: 3-6 (.500) Game: .444 REBOUNDS											
F Throw % 1st Half: 8-9 (.889) 2nd Half: 14-14 (1.000) Game: .957 0											

HOME TEAM: Syracuse

No.	Player	tot-fg		3-pt	rebounds		pf	tp	a	to	blk	s	min
		fg-fga	fg-fga	ft-fra	of-de-tot								
25	Brown, Damone	f	2-8	0-2	0-0	0-3-3	4	4	1	1	1	3	25
32	Blackwell, Ryan	f	1-3	0-0	4-7	1-1-2	2	6	3	5	0	2	40
33	Thomas, Eran	c	4-6	0-0	0-0	0-2-2	3	8	1	2	7	2	38
05	Hart, Jason	g	7-13	3-7	0-0	1-3-4	2	17	7	3	0	1	39
12	Griffin, Allen	g	6-14	5-10	1-2	0-0-0	5	18	5	0	0	0	35
04	Bland, Tony	1-2	0-0	2-2	0-0-0	1	4	0	1	0	0	6	
40	Ovcina, Elvir	2-6	1-2	1-2	3-3-6	3	6	2	2	1	0	17	
TEAM TOTALS			23-52	9-21	8-13	7-16-23	20	63	19	14	9	8	200
TOTAL FG%		1st Half: 8-24 (.333)				2nd Half: 15-28 (.536)		Game: .442		DEADBALL			
3-PT FG%		1st Half: 3-8 (.375)				2nd Half: 6-13 (.462)		Game: .629		REBOUNDS			
5THRU 9		1st Half: 5-8 (.625)				2nd Half: 3-5 (.600)		Game: .415		4			

1998-99 Season Recap and Boxscores

Game 23 - No. 15 MIAMI 103, VILLANOVA 82 February 16, 1999 Miami Arena, Miami, FL

Johnny Hemsley poured in a game-high 26 points while Tim James added 22 points and eight rebounds as 15th-ranked Miami recorded a resounding 103-82 victory over Villanova at the Miami Arena. John Celestand scored 25 points and Harold Brown added 19 for Villanova.

James, a preseason first-team All-BIG EAST selection, scored 14 points in the first half to become just the seventh player in BIG EAST history to record 1,000 points and 500 rebounds in league play joining Derrick Coleman and John Wallace of Syracuse, Bill Curley and Danya Abrams of Boston College, Zendon Hamilton of St. John's and Charles Smith of Pittsburgh.

Miami set a school record with its 12th conference victory and reached the 100-point mark for the first time since scoring 101 against Florida State in the 1989-90 season. The Hurricanes also improved to 13 games over .500 for the first time since the 1964-65 season.

Mario Bland had 11 points and 10 rebounds and Houston and Simmons each came off the bench to contribute 10 points for Miami, which turned 19 Villanova turnovers into 30 points. The Hurricanes shot 61 percent (40-of-66), including a 10-of-20 effort from 3-point range, and held a 41-33 advantage on the boards.

VISITORS: Villanova

No.	Player	tot-fg	3-pt	f-ftu	rebounds	pf	tp	a	to	blk	s	min
		fg-fu	fg-fu	ft-fu	of-de-tot							
21	Lynch, Brian	f	2-7	2-5	1-2	1-3-4	0	7	2	4	0	24
32	Sales, Brooks	f	3-5	0-1	3-3	4-3-7	3	9	0	0	1	25
15	Allen, Malik	c	4-8	0-0	0-0	2-4-6	4	8	1	1	1	22
13	Celestand, John	g	10-20	3-8	2-3	1-1-2	3	25	7	4	1	36
22	Brown, Howard	g	6-10	3-6	4-7	1-2-3	3	19	2	2	0	32
03	Smith, Bobby	f	4-7	3-4	1-2	0-0-0	2	12	2	1	0	12
10	Medley, Jermaine	g	0-2	0-1	2-3	0-2-2	1	2	0	3	0	13
31	Bigus, Rafal	g	0-4	0-0	0-0	3-1-4	4	0	0	2	0	16
40	Holley, Johnny	g	0-1	0-0	0-0	0-1-1	0	0	0	0	0	3
50	Cauoette, T.J.	g	0-1	0-0	0-0	0-1-1	1	0	0	2	0	17
TEAM					2-1-3							
TOTALS		29-65	11-25	13-20	14-19-33	21	82	14	19	3	9	200

TOTAL FG%	1st Half: 15-32 (.469)	2nd Half: 14-33 (.424)	Game: .446	DEADB
3-Pt. FG%	1st Half: 3-9 (.333)	2nd Half: 8-16 (.500)	Game: .440	REBOUNDS
F Throw %	1st Half: 6-8 (.750)	2nd Half: 7-12 (.583)	Game: .650	2

HOME TEAM: Miami Hurricanes

No.	Player		tot-fg		3-pt		rebounds		pf	tp	a	to	blk	s	min
			fg-fga	fg-fga	ft-fa	of-de-tot									
31	Hemsley, Johnny	f	10-15	6-10	0-4	0-1-1	2	26	1	3	0	3	33		
40	James, Tim	f	10-17	0-1	2-5	2-6-8	1	22	1	2	4	1	31		
51	Bland, Mario	c	4-6	0-0	3-6	5-5-10	2	11	3	4	0	1	23		
05	John Salmons	g	0-1	0-1	2-2	1-4-5	3	2	4	1	0	2	25		
30	Jennings, Vernon	g	4-5	0-0	0-0	0-3-3	3	8	8	1	0	2	22		
04	Simmons, Michael	g	3-3	1-1	3-4	0-1-1	3	10	2	0	0	0	9		
11	Schlie, Jerry	g	0-1	0-1	0-0	0-0-0	1	0	1	0	0	0	2		
13	Coelho, Joao Paulo	g	1-4	1-4	3-4	0-1-1	1	6	6	0	0	0	13		
34	Wimbly, Dwayne	g	2-4	0-0	0-0	0-2-2	3	4	0	1	2	15			
42	Houston, Kevin	g	4-5	2-2	0-0	2-2-4	1	10	0	2	0	0	18		
44	Tyler, Elton	g	2-5	0-0	0-0	1-0-1	2	4	0	0	1	0	9		
TEAM					3-2-5										
TOTALS			40-66	10-20	13-25	14-27-41	22	103	26	14	7	9	200		

TOTAL FG%	1st Half: 20-35 (.571)	2nd Half: 20-31 (.645)	Game: .606	DEADB
3-Pt. FG%	1st Half: 4-8 (.500)	2nd Half: 6-12 (.500)	Game: .500	REBOUNDS
F Throw %	1st Half: 3-6 (.500)	2nd Half: 10-19 (.526)	Game: .520	5

Officials: Frank Scagliotta, Bob Donato, Reggie Greenwood

Technical fouls: None

Attendance: 4,230

Score by Periods	1st	2nd	Total
Villanova	39	43	82
Miami Hurricanes	47	56	103

Game 24 - No. 15 MIAMI 73, No. 2 CONNECTICUT 71 February 20, 1999 Gampel Pavilion, Storrs, CT

Tim James sank two free throws with 1:40 remaining to break a 71-71 tie and 15th-ranked Miami held on for a 73-71 upset win at No. 2 Connecticut when Khalid El-Amin slipped and shot an airball on the game's final play.

Miami trailed by 14 points in the first half but quickly rallied in the second half and built a nine-point lead. Connecticut stormed back and tied it with 2:10 remaining on a dunk by Jake Voskuhl.

The Hurricanes stopped the Huskies' 16-game winning streak at Gampel Pavilion and improved 8-1 in conference road games.

Johnny Hemsley scored 19 points, James 16 points and Mario Bland 16 points and a career-high 14 rebounds as the Hurricanes avenged their 70-68 home overtime loss to the Huskies on January 20. It was Miami's first win in seven games at Connecticut and its first in five tries at Gampel Pavilion.

El-Amin registered a game-high 24 points, but as time was running out he slipped in an attempt to drive left and heaved the ball to the right of the net, well off the mark.

Down 11 points with 1:31 left in the first half, Miami exploded with a 20-4 run that bridged halftime to take a 50-45 lead with 16:53 remaining. Hemsley scored seven points while James and Vernon Jennings added four apiece in the spurt.

VISITORS: Miami Hurricanes

No.	Player		tot-fg	3-pt		rebounds							
			fg-fga	fg-fga	ft-fa	of-de	tot	tp	a	to	blk	s	min
31	Hemsley, Johnny	f	7-16	2-5	3-4	1-5-7	3	19	3	2	0	2	39
40	James, Tim	f	6-18	0-0	4-4	5-2-7	1	18	2	3	1	0	33
51	Bland, Mario	c	6-8	1-1	3-5	4-10-14	3	16	2	1	0	1	31
05	John Salmons	g	1-2	0-0	0-0	0-1-1	1	2	0	2	1	1	26
30	Jennings, Vernon	g	3-7	1-1	0-0	0-3-3	4	7	5	7	0	2	30
04	Simmons, Michael	g	0-2	0-0	2-2	0-1-1	0	2	1	2	0	1	10
34	Wimbly, Dwayne	g	3-4	0-0	0-0	2-2-4	2	6	0	0	0	0	9
42	Houston, Kevin	g	0-3	0-1	3-4	2-2-4	3	3	0	1	0	0	15
44	Tyler, Elton	g	1-2	0-0	0-0	2-2-4	1	2	0	4	0	0	7
TEAM						2-2-4							
TOTALS			27-62	4-8	15-19	18-31-49	18	73	13	22	2	7	200

TOTAL FG%	1st Half: 12-32 (.375)	2nd Half: 15-30 (.500)	Game: .435	DEADB
3-Pt. FG%	1st Half: 2-3 (.667)	2nd Half: 2-5 (.400)	Game: .500	REBOUNDS
F Throw %	1st Half: 9-13 (.692)	2nd Half: 6-6 (1.000)	Game: .789	1

HOME TEAM: Connecticut

No.	Player		tot-fg	3-pt	rebounds							
			fg-fga	fg-fga	ft-fa	of-de-tot	pf	tp	a	to	blk	s
15	Freeman, Kevin	f	5-6	0-0	5-6	4-4-8	3	15	0	0	1	30
32	Hamilton, Richard	f	7-22	2-9	3-4	1-1-2	2	19	0	3	0	30
43	Voskuhl, Jake	c	1-3	0-0	2-3	1-4-5	3	4	0	2	1	22
21	Moore, Ricky	g	1-3	0-1	4-6	0-4-4	2	6	9	1	2	34
42	El-Amin, Khalid	g	9-22	3-7	3-4	1-3-4	3	24	1	4	0	33
03	Jones, Rashamel		0-2	0-0	1-2	0-1-1	0	1	0	0	0	10
22	Klatber, Antric		0-0	0-0	0-0	0-0-0	2	0	0	0	0	3
23	Mouring, Albert		1-4	0-1	0-0	2-0-2	1	2	0	0	0	13
34	Wane, Souleymane		0-1	0-0	0-0	1-0-1	3	0	0	0	1	3
51	Saunders, Edmund		0-2	0-0	0-0	1-2-3	0	0	0	1	0	22
TEAM						3-1-4	1					
TOTALS			24-65	5-18	18-25	14-20-34	20	71	10	11	3	10

TOTAL FG%	1st Half: 15-43 (.349)	2nd Half: 9-22 (.409)	Game: .369	DEADB
3-Pt. FG%	1st Half: 3-12 (.250)	2nd Half: 2-6 (.333)	Game: .278	REBOUNDS
F Throw %	1st Half: 8-10 (.800)	2nd Half: 10-15 (.667)	Game: .720	3

Officials: John Cahill, Tom Lopes, Gene Monje

Technical fouls: Connecticut-Bench-18:43 (2nd).

Attendance: 10,027

Score by Periods	1st	2nd	Total
Miami Hurricanes	35	38	73
Connecticut	41	30	71

1998-99 Season Recap and Boxscores

Game 25 - No. 11 MIAMI 85, PITTSBURGH 52 February 23, 1999 Miami Arena, Miami, FL

Tim James recorded a game-high 20 points as No. 11 Miami recorded its first 20-win season in 34 years with an 85-52 triumph over Pittsburgh at the Miami Arena.

The Hurricanes, who have won seven straight games, avenged an early season loss to the Panthers and reached the 20-win plateau for the first time since 1965. Miami improved to 7-0 in the month of February and is unbeaten in 16 games when scoring 70 or more points. The 33-point margin is the largest by the Hurricanes in a BIG EAST game.

The Panthers took their final lead of the game at 19-16 with 8:05 left on a 3-pointer by Jeremy Holmes. The Hurricanes went on a 20-11 run to take a 40-30 lead at the break. James highlighted the spurt with eight points, including three straight baskets, while Houston and Bland added four points each.

Miami immediately added to its lead, opening the second half with a 17-5 spurt to take a 57-35 advantage with 14:33 remaining. Pittsburgh was able to get the lead under 20 points only once thereafter.

Bland had 14 of his 16 points in the first half for the Hurricanes, and Houston netted 14. Vernon Jennings dished out a career-high 12 assists.

VISITORS: Pittsburgh

No.	Player	fg	fg	3-pt	rebounds	pf	tp	a	to	blk	s	min	
		tot	fg	fg	of	de	tot						
21	Cosby, Attila	f	1-8	0-0	0-0	3-4-7	3	2	0	3	2	1	27
25	Greer, Ricardo	f	5-12	0-2	3-6	3-3-6	4	13	1	2	0	1	34
52	Hawkins, Isaac	c	2-6	0-1	0-0	2-5-7	1	4	1	0	1	0	23
03	Cummings, Vontese	g	5-14	3-6	4-6	0-2-2	2	17	2	2	0	1	36
22	Taylor, Kellie	g	3-13	1-6	0-0	2-1-3	0	7	2	0	0	3	26
13	Lockhart, Jarrett		1-4	0-1	0-0	1-2-3	1	2	0	1	0	0	18
12	Holmes, Jeremy		1-2	1-2	0-0	0-4-4	1	3	2	2	0	0	21
33	Seabrooks, Chris		0-1	0-0	0-1	0-2-2	1	0	0	0	0	0	5
42	Flores, Stephen		2-5	0-2	0-0	0-0-0	2	4	0	0	0	0	10
TEAM					2-0-2					1			
TOTALS			20-65	5-20	7-13	13-23-36	15	52	8	11	3	6	200

TOTAL FG%	1st Half: 12-35 (.343)	2nd Half: 8-30 (.267)	Game: .308	DEADB
3-Pt. FG%	1st Half: 4-12 (.333)	2nd Half: 1-8 (.125)	Game: .250	REBOUNDS
F Throw %	1st Half: 2-4 (.500)	2nd Half: 5-9 (.556)	Game: .538	1

HOME TEAM: Miami Hurricanes

No.	Player	tot fg	3-pt	rebounds	pf	tp	a	to	blk	s	min		
		fg-fga	fg-fga	ft-fa	of-de-tot								
31	Hemsley, Johnny	f	3-10	2-8	2-2	0-2-2	1	10	2	0	0	28	
40	James, Tim	f	9-14	0-1	2-3	1-4-5	0	20	0	1	2	0	28
51	Bland, Mario	c	7-9	0-1	2-2	1-3-4	2	16	2	2	0	1	20
05	John Salmons	g	4-7	1-3	0-0	2-1-1-3	2	9	2	0	1	2	28
30	Jennings, Vernon	g	0-1	0-0	0-0	0-2-2	0	0	12	2	2	2	28
04	Simmons, Michael	g	1-2	0-0	0-1	0-1-1	0	2	2	1	0	3	10
11	Schlie, Jerry	g	1-4	0-2	0-0	1-2-3	0	2	0	0	0	0	3
12	Glass, Josh	g	0-0	0-0	0-0	0-0-0	0	0	0	0	0	0	1
13	Coelho, Joao Paulo	g	0-1	0-1	0-0	0-0-0	2	0	2	0	0	0	6
34	Wimbly, Dwayne	g	2-2	0-0	2-4	0-2-2	0	6	0	1	0	0	16
42	Houston, Kevin	g	4-7	1-2	5-6	3-3-6	2	14	1	0	0	0	19
44	Tyler, Elton	g	3-6	0-0	0-0	0-5-5	4	6	1	0	1	0	15
TEAM					1-2-3				1				
TOTALS		34-63	4-18	13-18	9-37-46	13	85	24	8	6	8	200	

1998-99 Season Recap and Boxscores

Game 27 - No. 9 MIAMI 65, GEORGETOWN 54 March 4, 1999 AT&T BIG EAST Championship - Quarterfinal Madison Square Garden, New York, NY

Mario Bland poured in a team-high 19 points and grabbed nine rebounds while Johnny Hemsley recorded 18 points, 12 in the second-half, to lead the second-seeded Hurricanes to a 65-54 win over 10th-seeded Georgetown in the quarterfinals of the AT&T BIG EAST Championship in Madison Square Garden.

Jameel Watkins and Kevin Braswell each scored 12 points to lead Georgetown.

The win for Miami was its first in seven tries against Georgetown in the BIG EAST Tournament and sent the Hurricanes to their first semifinal berth in school history.

Georgetown took a 34-30 lead at halftime as Miami All-America Tim James set off the final 13:18 of the half after picking up his second foul.

Miami tied the score at 40-40 following a driving layup from James (12 points) with 14:54 to play. The Hurricanes then took their first lead of the game, 48-46, when Bland took a feed from John Salmons for a layup at the 9:38 mark and never looked back.

Miami, which led the BIG EAST in field goal percentage defense this season, held the Hoyas to just 19-63 (.302) from the field for the game and without a field goal for the final 5:44 in expanding the lead to eleven.

VISITORS: Georgetown

No.	Player	tot-fg		3-pt	rebounds		pf	tp	a	to	blk	s	min
		fg-fga	fg-fga	ft-fga	of-de-tot								
25	Burton, Nat	f	2-6	1-4	3-4	4-2-6	2	8	0	4	0	1	31
40	Watkins, Jameel	f	5-10	0-0	2-2	5-4-9	1	12	0	1	1	1	34
44	Bourmjé Bountmy, R.	c	2-6	0-0	0-0	2-2-4	3	4	1	5	7	0	24
03	Braswell, Kevin	g	4-13	2-8	2-3	0-3-3	3	12	4	2	0	4	33
05	Perry, Anthony	g	3-15	2-7	0-0	3-1-4	2	8	4	2	0	0	37
00	Kilpatrick, Trez	g	3-7	1-1	2-2	0-3-3	2	9	0	2	0	1	16
04	Toumou, Joseph	g	0-1	0-1	0-0	0-0-0	0	0	0	0	0	0	2
12	Berry, Dean	g	0-1	0-1	0-0	0-0-0	0	0	0	0	0	0	2
11	Jackson, Daymond	g	0-3	0-0	1-2	2-6-8	2	1	3	2	0	1	16
32	Gibson, Rhese	g	0-1	0-0	0-0	1-0-1	0	0	0	0	1	0	5
TEAM						3-1-4							
TOTALS			19-63	6-22	10-13	20-22-42	15	54	12	19	9	8	200

TOTAL FG%	1st Half: 11-34 (.324)	2nd Half: 8-29 (.276)	Game: .302	DEADB
3-PT FG%	1st Half: 5-14 (.357)	2nd Half: 1-8 (.125)	Game: .273	REBOUNDS
F Throw %	1st Half: 7-8 (.875)	2nd Half: 3-5 (.600)	Game: .769	1

HOME TEAM: Miami Hurricanes

No.	Player		tot-fg		3-pt		rebounds		pf	tp	a	to	blk	s	min			
			fg-fga	fg-fga	fg-fga	fg-fga	of-de-tot	of-de-tot										
31	Hemsley, Johnny	f	7	14	4	7	0	2	3	6	1	2	2	1	39			
40	James, Tim	f	5	12	0	0	2	3	5	4	12	1	3	1	2	26		
51	Bland, Mario	c	8	14	0	0	3	5	4	9	3	19	0	3	0	2	33	
05	John Salmons	g	2	5	0	2	0	0	4	4	2	4	4	0	3	1	27	
30	Jennings, Vernon	g	1	5	0	0	0	2	4	2	2	2	5	3	0	1	36	
04	Simmons, Michael		0	1	0	0	0	0	0	1	0	0	3	0	0	0	4	
34	Wimbley, Dwayne		0	1	0	0	0	0	0	0	0	0	0	1	0	7		
42	Houston, Kevin		0	2	0	0	4	0	1	1	4	4	0	0	0	0	14	
44	Tyler, Elton		2	3	0	0	2	2	1	2	3	1	6	0	1	0	0	14
TEAM			2-4-6															
TOTALS			25	57	4	9	11	18	13	25	38	15	65	11	15	7	7	200

TOTAL FG%	1st Half: 10-27 (.370)	2nd Half: 15-30 (.500)	Game: .439	DEADB
3-PT FG%	1st Half: 2-5 (.400)	2nd Half: 2-4 (.500)	Game: .444	REBOUNDS
F Throw %	1st Half: 8-8 (1.000)	2nd Half: 3-10 (.300)	Game: .611	5

Officials: Tim Higgins, Bob Donato, Ed Corbett
Technical fouls: Miami Hurricanes-John Salmons 16:22 (1st).
Attendance: 18,813

Score by Periods	1st	2nd	Total
Georgetown	34	20	54
Miami Hurricanes	30	35	65

Game 28 - No. 10 ST. JOHN'S 62, No. 9 MIAMI 59 March 5, 1999 AT&T BIG EAST Championship - Semifinal Madison Square Garden, New York, NY

Freshman Erick Barkley scored eight of his team's final 10 points and made a key steal in the closing seconds as 10th-ranked St. John's escaped with a 62-59 win over No. 9 Miami in the semifinals of the BIG EAST Conference tournament.

Barkley played the entire 40 minutes and finished with nine points and five assists. Ron Artest led the Red Storm with 18 points. Tim James led the Hurricanes with 25 points while Johnny Hemsley added 20 points.

Tim James scored 25 points and Johnny Hemsley added 20 for the Hurricanes (23-5), who had a nine-game winning streak halted.

St. John's nearly blew a 10 point lead with 4:39 to play. Miami had a chance to tie the game in the closing seconds but Hemsley was stripped by Barkley he tried to drive into the lane. After Barkley missed the second of two free throws, a 65-foot desperation heave by Hemsley bounced off the glass.

VISITORS: St. John's

No.	Player	tot-fg	3-pt	rebounds	pf	tp	a	to	blk	s	min		
		fg-fga	fg-fga	of-de-tot									
15	Artest, Ron	f	5-10	1-3	7-9	3-5-8	2	18	2	4	1	3	39
41	Jessie, Reggie	f	0-5	0-0	0-0	3-1-4	1	0	1	1	0	2	30
25	Postell, Lavar	c	7-15	1-3	2-2	3-2-5	4	17	0	2	0	1	37
12	Barkley, Erick	g	2-10	1-6	4-6	0-2-2	3	9	5	1	0	2	40
14	Thornton, Bootsy	g	5-15	1-4	3-4	5-7-12	4	14	4	3	0	3	38
32	Grant, Tyrone	g	2-3	0-0	0-0	0-1-1	2	4	0	1	1	0	10
55	Richardson, Albert	g	0-0	0-0	0-0	1-0-1	0	0	0	0	1	0	6
TEAM						3-0-3							
TOTALS			21-58	4-16	16-21	15-21-36	16	62	12	12	3	11	200

TOTAL FG%	1st Half: 9-30 (.300)	2nd Half: 12-28 (.429)	Game: .362	DEADB
3-PT FG%	1st Half: 2-9 (.222)	2nd Half: 2-7 (.286)	Game: .250	REBOUNDS
F Throw %	1st Half: 6-7 (.857)	2nd Half: 10-14 (.714)	Game: .762	4

HOME TEAM: Miami Hurricanes

No.	Player	tot-fg		3-pt	rebounds		pf	tp	a	to	blk	s	min
		fg-fga	fga	fta	of-de-tot								
31	Hemsley, Johnny	f	6-16	4-11	4-4	1-3-4	2	20	0	3	0	0	40
40	James, Tim	f	10-20	1-2	4-7	4-5-9	2	25	0	3	5	0	37
51	Bland, Mario	c	3-9	0-1	2-2	1-7-8	3	8	1	4	0	0	32
05	John Salmons	g	2-3	0-1	0-0	2-1-3	3	4	3	2	1	1	32
30	Jennings, Vernon	g	0-3	0-1	0-0	0-2-2	5	0	8	3	0	4	35
04	Simmons, Michael	g	0-0	0-0	0-0	0-1-1	0	0	2	0	0	0	5
34	Wimbley, Dwayne	g	0-0	0-0	0-0	0-0-0	0	0	0	1	1	0	4
42	Houston, Kevin	g	0-2	0-0	0-0	1-1-2	1	0	0	1	0	0	8
44	Tyler, Elton	g	1-2	0-0	0-2	1-1-2	1	2	0	1	0	1	7
TEAM						3-4-7							
TOTALS			22-55	5-16	10-15	13-25-38	17	59	14	18	7	6	200

TOTAL FG%	1st Half: 11-30 (.367)	2nd Half: 11-25 (.440)	Game: .400	DEADB
3-PT FG%	1st Half: 3-7 (.429)	2nd Half: 2-9 (.222)	Game: .312	REBOUNDS
F Throw %	1st Half: 1-3 (.333)	2nd Half: 9-12 (.750)	Game: .667	2

Officials: Ted Valentine, Mike Kitts, Donnee Gray
Technical fouls: None
Attendance: 19,548

Score by Periods	1st	2nd	Total
St. John's	26	36	62
Miami Hurricanes	26	33	59

1998-99 Season Recap and Boxscores

Game 29 - No. 10 MIAMI 75, LAFAYETTE 54 March 12, 1999 NCAA Championship - East Region, First Round FleetCenter, Boston, MA

Johnny Hemsley hit a school and East Region record nine three-point baskets en route to a game-high 31 points to lead the second-seeded University of Miami Hurricanes to a 75-54 victory over 15th-seeded Lafayette in the opening round of the NCAA Championships at the FleetCenter in Boston, MA.

Kevin Houston, the only other Hurricane in double-figures, added 10 points for Miami. Brian Ehlers scored 14 points to lead Lafayette.

Miami, which trailed 14-11 at the 10:44 mark of the opening half, saw Hemsley hit five treys, on his way to 15 points over the final 9:34 of the half, in giving UM a 34-29 advantage at the break.

Miami then took control holding Lafayette without a point for the first 4:38 of the second half in building a 46-31 lead. The Hurricanes would never trail building their lead to as many as 24 (71-47) following Hemsley's school-record ninth three-pointer with 3:18 left.

VISITORS: Lafayette

No.	Player		tot-fg	3-pt	rebounds									
			fg-fga	fg-fga	ft-fta	of-de-tot	pf	tp	a	to	blk	s	min	
10	Harris, Ross	f	2-3	0-1	2-2	0-4-4	2	6	1	1	0	0	20	
40	Cole, Ted	f	0-2	0-2	1-4	0-1-1	3	1	1	1	0	0	27	
54	Barr, Frank	c	2-4	0-0	0-0	0-1-1	4	4	0	1	0	0	12	
14	Bieg, Tim	g	3-9	3-7	0-0	0-3-3	1	9	3	4	0	2	27	
32	Ehlers, Brian	g	4-11	1-3	5-6	0-1-1	1	14	0	2	0	2	32	
04	Homer, Mike	g	0-2	0-1	0-0	0-0-0	0	0	0	0	0	0	4	
13	Burke, Brian	g	1-3	0-1	0-0	0-0-0	1	2	4	1	0	1	11	
20	Guy, Reggie	g	2-6	0-0	1-4	0-2-2	0	5	0	2	0	3	14	
22	Whitfield, Tyson	g	1-8	1-5	0-2	2-2-4	0	3	0	1	0	0	21	
23	Klaus, Dave	g	3-8	2-5	0-0	2-2-4	3	8	0	2	2	3	23	
24	Maurer, Andrew	g	0-0	0-0	0-0	0-1-1	0	0	0	0	0	0	1	
30	Kubacka, Michael	g	0-1	0-0	0-0	0-1-1	0	0	0	0	0	0	3	
33	Butler, General	g	0-1	0-1	0-0	1-0-1	0	0	1	0	0	1	3	
34	Able, Nash	g	0-1	0-0	0-0	0-1-1	0	0	0	1	0	0	1	
44	Worthington, Rob	g	1-1	0-0	0-0	1-1-2	0	2	0	0	0	0	1	
TEAM			6-2-8						1					
TOTALS			19-60	7-26	9-18	12-22-34	15	54	10	17	2	12	200	

TOTAL FG%	1st Half: 10-28 (.357)	2nd Half: 9-32 (.281)	Game: .317	DEADB
3-PT FG%	1st Half: 5-14 (.357)	2nd Half: 2-12 (.167)	Game: .269	REBOUNDS
F Throw %	1st Half: 4-8 (.500)	2nd Half: 5-10 (.500)	Game: .500	4

HOME TEAM: Miami Hurricanes

No.	Player		tot-fg	3-pt	rebounds								
			fg-fga	fg-fga	of-de	tot	pf	tp	a	to	blk	s	min
31	Hemsley, Johnny	f	10-15	9-12	2-2	1-2-3	1	31	2	3	1	4	34
40	James, Tim	f	4-8	0-0	1-5	1-6-7	0	9	0	1	2	1	26
51	Bland, Mario	c	2-6	0-0	1-2	2-3-5	4	5	3	5	0	1	19
05	John Salmons	g	2-6	0-1	0-0	3-4-7	2	4	1	1	3	3	24
30	Jennings, Vernon	g	0-5	0-2	2-2	0-7-7	1	2	8	3	0	0	29
04	Simmons, Michael		0-0	0-0	0-0	0-0-0	0	0	3	2	0	0	12
11	Schlie, Jerry		1-2	1-1	1-2	0-0-0	0	4	0	0	0	0	1
13	Coelho, Joao Paulo		0-1	0-0	0-0	0-0-0	0	0	0	0	0	0	3
34	Wimbley, Dwayne		2-2	0-0	1-2	1-2-3	3	5	1	6	2	0	16
42	Houston, Kevin		4-5	0-0	2-3	2-3-5	1	10	1	1	0	0	18
44	Tyler, Elton		2-6	0-0	1-2	2-3-5	3	5	1	1	1	1	18
TEAM			1-4-5										
TOTALS			27-56	10-16	11-20	13-34-47	15	75	20	23	9	10	200

TOTALS	27-36	10-18	11-20	13-34	47	19	75	20	23	9	10	200
TOTAL FG%	1st Half: 12-29 (.414)		2nd Half: 15-27 (.556)		Game: .482		DEADB					
3-PT FG%	1st Half: 5-9 (.556)		2nd Half: 5-7 (.714)		Game: .625		REBOUNDS					
FT Throw %	1st Half: 5-9 (.556)		2nd Half: 6-11 (.545)		Game: .550		3					

1998-99 Individual Statistics

#51 Bland, Mario

OPPONENT	DATE	GP-GS	MIN	TOTAL FG-FGA	PCT	3-POINTERS FG-FGA	PCT	FT-FTA	PCT	REBOUNDS OFF-DEF	TOT	PF-D	A	TO	B	ST	PTS	
at Florida Atlantic	11-13-98	**	28	7-9	.778	0-0	.000	4-5	.800	4-6	10	3-0	2	2	0	1	18	
at UNC Charlotte	11-23-98	**	32	6-9	.667	0-1	.000	3-5	.600	3-3	6	3-0	0	3	0	1	15	
NORTHERN IOWA	11-27-98	**	29	8-9	.889	0-0	.000	0-2	.000	4-6	10	4-0	2	3	0	1	16	
at Kentucky	12-5-98	**	32	6-9	.667	1-1	1.00	1-2	.500	3-5	8	4-0	1	3	0	0	14	
BOSTON COLLEGE	12-8-98	*	15	3-4	.750	0-0	.000	4-7	.571	2-3	5	1-0	1	1	0	1	10	
CENTRAL FLORIDA	12-11-98	*	25	3-5	.600	0-0	.000	2-4	.500	1-7	8	1-0	1	7	0	1	8	
at Georgia State	12-18-98	**	21	2-4	.500	0-1	.000	0-2	.000	0-2	2	3-0	2	1	0	0	4	
MEMPHIS	12-22-98	**	16	2-4	.500	1-1	1.00	4-6	.667	0-1	1	4-0	0	1	1	0	9	
OHIO STATE	12-27-98	**	25	1-6	.167	0-0	.000	1-2	.500	2-1	3	2-0	1	2	0	2	3	
at Georgetown	12-30-98	**	27	1-2	.500	0-0	.000	0-0	.000	2-2	4	4-0	1	5	0	0	2	
ST. JOHN'S	1-6-99	**	30	3-6	.500	0-0	.000	4-7	.571	1-4	5	4-0	1	4	0	2	10	
NOTRE DAME	1-9-99	**	26	3-5	.600	1-1	1.00	2-2	1.00	2-2	4	3-0	0	5	2	2	9	
at Rutgers	1-13-99	**	30	7-8	.875	0-0	.000	6-9	.667	0-5	5	2-0	2	2	0	1	20	
at West Virginia	1-16-99	**	28	5-10	.500	0-0	.000	5-7	.714	3-3	6	2-0	0	1	1	2	15	
CONNECTICUT	1-20-99	**	25	6-7	.857	0-1	.000	9-12	.750	2-0	2	3-0	0	4	0	0	21	
at Boston College	1-24-99	**	31	6-8	.750	0-0	.000	2-2	1.00	1-2	3	2-0	0	2	0	2	14	
SETON HALL	1-27-99	**	26	4-9	.444	0-0	.000	3-6	.500	1-3	4	3-0	3	0	0	0	11	
at Pittsburgh	1-30-99	**	31	3-5	.600	0-0	.000	2-3	.667	3-4	7	4-0	1	4	2	3	8	
at St. John's	2-3-99	**	31	2-6	.333	0-0	.000	0-1	.000	0-3	3	1-0	1	3	0	1	4	
GEORGETOWN	2-6-99	**	21	4-7	.571	0-0	.000	0-0	.000	0-3	3	3-0	2	0	1	1	8	
at Syracuse	2-8-99	**	32	4-7	.571	0-0	.000	4-4	1.00	2-3	5	2-0	0	1	0	1	12	
at Providence	2-13-99	**	21	2-3	.667	0-0	.000	3-5	.600	2-2	4	5-1	2	1	0	0	7	
VILLANOVA	2-16-99	**	23	4-6	.667	0-0	.000	3-6	.500	5-5	10	2-0	3	4	0	1	11	
at Connecticut	2-20-99	**	31	6-8	.750	1-1	1.00	3-5	.600	4-10	14	3-0	2	1	0	1	16	
PITTSBURGH	2-23-99	**	20	7-9	.778	0-1	.000	2-2	1.00	1-3	4	2-0	2	2	0	1	16	
RUTGERS	2-27-99	**	28	2-5	.400	1-1	1.00	5-6	.833	5-7	12	4-0	1	2	0	1	10	
vs. Georgetown	3-4-99	**	33	8-14	.571	0-0	.000	3-5	.600	5-4	9	3-0	0	3	0	2	19	
vs. St. John's	3-5-99	**	32	3-9	.333	0-1	.000	2-2	1.00	1-7	8	3-0	1	4	0	0	8	
vs. Lafayette	3-12-99	**	19	2-6	.333	0-0	.000	1-2	.500	2-3	5	4-0	3	5	0	1	5	
vs. Purdue	3-14-99	**	32	5-13	.385	1-1	1.00	3-3	1.00	6-5	11	5-1	1	3	0	1	14	
Totals			30-28	800	125-212	.590	6-11	.545	81-124	.653	67-114	181	89-2	36	79	7	30	337

#03 Byars-Dawson, Mike

OPPONENT	DATE	GP-GS	MIN	TOTAL FG-FGA	PCT	3-POINTERS FG-FGA	PCT	FT-FTA	PCT	REBOUNDS OFF-DEF	TOT	PF-D	A	TO	B	ST	PTS
at Florida Atlantic	11-13-98	**	14	2-4	.500	0-1	.000	0-0	.000	1-0	1	3-0	0	3	0	0	4
at UNC Charlotte	11-23-98	*	11	0-2	.000	0-1	.000	0-0	.000	0-1	1	0-0	0	1	0	0	0
NORTHERN IOWA	11-27-98	*	10	0-1	.000	0-0	.000	0-0	.000	1-2	3	2-0	0	0	0	0	0
at Kentucky	12-5-98	*	10	4-6	.667	1-1	1.00	0-0	.000	0-1	1	3-0	1	0	0	0	9
BOSTON COLLEGE	12-8-98	*	11	0-3	.000	0-2	.000	1-2	.500	0-1	1	0-0	2	0	0	0	1
CENTRAL FLORIDA	12-11-98	*	13	2-6	.333	0-1	.000	0-0	.000	1-0	1	1-0	0	2	0	0	4
Totals			6-1	69	8-22	.364	1-6	.167	1-2	.500	3-5	8	9-0	3	6	0	18

1998-99 Individual Statistics

#13 Coelho, João Paulo

OPPONENT	DATE	GP-GS	MIN	TOTAL FG-FGA	PCT	3-POINTERS FG-FGA	PCT	FT-FTA	PCT	OFF-DEF	TOT	PF-D	A	TO	B	ST	PTS
at Florida Atlantic	11-13-98																
at UNC Charlotte	11-23-98																
NORTHERN IOWA	11-27-98																
at Kentucky	12-5-98	*	1	0-0	.000	0-0	.000	0-0	.000	0-0	0	0-0	0	1	0	0	0
BOSTON COLLEGE	12-8-98	*	5	0-1	.000	0-1	.000	1-2	.500	0-1	1	0-0	0	0	0	0	1
CENTRAL FLORIDA	12-11-98	*	10	1-2	.500	0-1	.000	1-1	1.00	0-0	0	1-0	1	1	0	3	3
at Georgia State	12-18-98	*	15	0-2	.000	0-2	.000	0-0	.000	1-1	2	1-0	0	1	0	0	0
MEMPHIS	12-22-98	*	9	1-2	.500	0-1	.000	0-0	.000	0-0	0	1-0	3	1	0	0	2
OHIO STATE	12-27-98	*	2	0-0	.000	0-0	.000	0-0	.000	0-0	0	0-0	0	1	0	0	0
at Georgetown	12-30-98	*	3	1-1	1.00	1-1	1.00	0-0	.000	0-0	0	1-0	0	0	0	0	3
ST. JOHN'S	1-6-99	*	6	0-0	.000	0-0	.000	0-0	.000	0-0	0	1-0	1	0	0	0	0
NOTRE DAME	1-9-99	*	1	0-0	.000	0-0	.000	0-0	.000	0-0	0	0-0	0	1	0	0	0
at Rutgers	1-13-99	*	1	0-0	.000	0-0	.000	0-0	.000	0-0	0	0-0	0	1	0	0	0
at West Virginia	1-16-99																
CONNECTICUT	1-20-99	*	1	0-0	.000	0-0	.000	0-0	.000	0-0	0	0-0	0	0	0	0	0
at Boston College	1-24-99																
SETON HALL	1-27-99																
at Pittsburgh	1-30-99	*	33	1-2	.500	1-2	.500	2-2	1.00	0-2	2	2-0	2	3	1	2	5
at St. John's	2-3-99	*	2	0-0	.000	0-0	.000	0-0	.000	0-0	0	0-0	0	0	0	0	0
GEORGETOWN	2-6-99	*	1	0-0	.000	0-0	.000	0-0	.000	0-0	0	0-0	0	1	0	0	0
at Syracuse	2-8-99	*	1	0-0	.000	0-0	.000	0-0	.000	0-0	0	0-0	0	0	0	0	0
at Providence	2-13-99																
VILLANOVA	2-16-99	*	13	1-4	.250	1-4	.250	3-4	.750	0-1	1	1-0	6	0	0	0	6
at Connecticut	2-20-99																
PITTSBURGH	2-23-99	*	6	0-1	.000	0-1	.000	0-0	.000	0-0	0	2-0	2	0	0	0	0
RUTGERS	2-27-99	*	1	0-0	.000	0-0	.000	0-0	.000	0-0	0	0-0	0	0	0	0	0
vs. Georgetown	3-4-99																
vs. St. John's	3-5-99																
vs. Lafayette	3-12-99	*	3	0-1	.000	0-0	.000	0-0	.000	0-0	0	0-0	0	0	0	0	0
vs. Purdue	3-14-99	*	2	0-0	.000	0-0	.000	0-0	.000	0-0	0	0-0	0	0	0	0	0
Totals		20-0	116	5-16	.313	3-13	.231	7-9	.778	1-5	6	10-0	15	11	1	5	20

#15 Donovan, Nick

OPPONENT	DATE	GP-GS	MIN	TOTAL FG-FGA	PCT	3-POINTERS FG-FGA	PCT	FT-FTA	PCT	REBOUNDS OFF-DEF	TOT	PF-D	A	TO	B	ST	PTS	
at Florida Atlantic	11-13-98	*	3	0-0	.000	0-0	.000	0-0	.000	1-0	1	0-0	0	1	0	0	0	
at UNC Charlotte	11-23-98	*	2	0-1	.000	0-0	.000	0-0	.000	0-0	0	0-0	0	0	0	0	0	
NORTHERN IOWA	11-27-98	*	5	1-2	.500	0-1	.000	0-0	.000	0-2	2	1-0	1	3	0	1	2	
Totals			3-0	10	1-3	.333	0-1	.000	0-0	.000	1-2	3	1-0	1	4	0	1	2

1998-99 Individual Statistics

#31 Hemsley, Johnny

OPPONENT	DATE	GP-GS	MIN	TOTAL FG-FGA	PCT	3-POINTERS FG-FGA	PCT	FT-FTA	PCT	REBOUNDS OFF-DEF	TOT	PF-D	A	TO	B	ST	PTS
at Florida Atlantic	11-13-98	**	35	4-13	.308	1-7	.143	2-2	1.00	1-6	7	1-0	8	0	1	0	11
at UNC Charlotte	11-23-98	**	35	4-10	.400	1-5	.200	3-4	.750	1-1	2	2-0	1	3	0	1	12
NORTHERN IOWA	11-27-98	**	35	5-13	.385	1-2	.500	4-6	.667	2-3	5	3-0	8	2	1	2	15
at Kentucky	12-5-98	**	37	5-10	.500	0-3	.000	1-2	.500	0-3	3	1-0	1	3	2	2	11
BOSTON COLLEGE	12-8-98	**	28	4-12	.333	0-5	.000	1-6	.167	3-0	3	1-0	2	1	0	4	9
CENTRAL FLORIDA	12-11-98	*	27	9-18	.500	0-5	.000	0-2	.000	2-6	8	0-0	4	1	1	1	18
at Georgia State	12-18-98	**	33	9-15	.600	4-6	.667	2-2	1.00	1-3	4	0-0	1	2	1	0	24
MEMPHIS	12-22-98	**	37	8-16	.500	4-8	.500	2-2	1.00	0-5	5	2-0	4	4	0	2	22
OHIO STATE	12-27-98	**	35	3-13	.231	0-3	.000	8-9	.889	2-5	7	0-0	2	4	0	0	14
at Georgetown	12-30-98	**	37	11-20	.550	5-9	.556	8-8	1.00	4-2	6	1-0	1	3	2	0	35
ST. JOHN'S	1-6-99	**	38	7-13	.538	2-4	.500	3-4	.750	0-4	4	2-0	4	4	0	0	19
NOTRE DAME	1-9-99	**	37	5-14	.357	2-6	.333	3-4	.750	3-2	5	3-0	3	3	0	2	15
at Rutgers	1-13-99	**	39	8-18	.444	2-4	.500	4-4	1.00	3-2	5	1-0	4	4	0	0	22
at West Virginia	1-16-99	**	39	4-11	.364	1-3	.333	2-2	1.00	6-3	9	0-0	2	3	0	2	11
CONNECTICUT	1-20-99	**	44	5-12	.417	2-5	.400	6-6	1.00	1-2	3	5-1	0	1	3	1	18
at Boston College	1-24-99	**	38	5-9	.556	2-4	.500	9-10	.900	0-5	5	1-0	1	2	0	2	21
SETON HALL	1-27-99	**	37	4-10	.400	2-3	.667	0-0	.000	2-4	6	2-0	1	4	2	0	10
at Pittsburgh	1-30-99	**	39	4-12	.333	2-7	.286	2-2	1.00	0-5	5	5-1	2	5	0	2	12
at St. John's	2-3-99	**	40	7-17	.412	3-8	.375	12-13	.923	4-2	6	1-0	2	4	1	3	29
GEORGETOWN	2-6-99	**	38	5-10	.500	1-5	.200	2-5	.400	1-5	6	2-0	5	5	0	3	13
at Syracuse	2-8-99	**	36	5-13	.385	3-6	.500	8-8	1.00	1-2	3	2-0	0	0	0	2	21
at Providence	2-13-99	**	40	10-20	.500	2-6	.333	2-2	1.00	0-5	5	0-0	2	4	0	2	24
VILLANOVA	2-16-99	**	33	10-15	.667	6-10	.600	0-4	.000	0-1	1	2-0	1	3	0	3	26
at Connecticut	2-20-99	**	39	7-16	.438	2-5	.400	3-4	.750	1-6	7	3-0	3	2	0	2	19
PITTSBURGH	2-23-99	**	28	3-10	.300	2-8	.250	2-2	1.00	0-2	2	1-0	2	0	0	0	10
RUTGERS	2-27-99	**	26	4-10	.400	3-6	.500	0-0	.000	0-0	0	2-0	0	3	0	1	11
vs. Georgetown	3-4-99	**	39	7-14	.500	4-7	.571	0-2	.000	3-3	6	1-0	1	2	2	1	18
vs. St. John's	3-5-99	**	40	6-16	.375	4-11	.364	4-4	1.00	1-3	4	2-0	0	3	0	0	20
vs. Lafayette	3-12-99	**	34	10-15	.667	9-12	.750	2-2	1.00	1-2	3	1-0	2	3	1	4	31
vs. Purdue	3-14-99	**	36	5-13	.385	0-2	.000	3-4	.750	3-4	7	4-0	1	2	0	1	13
Totals		30-29	1079	183-408	.449	70-175	.400	98-125	.784	46-96	142	51-2	68	80	17	43	534

#42 Houston, Kevin

OPPONENT	DATE	GP-GS	MIN	TOTAL FG-FGA	PCT	3-POINTERS FG-FGA	PCT	FT-FTA	PCT	REBOUNDS OFF-DEF	TOT	PF-D	A	TO	B	ST	PTS
at Florida Atlantic	11-13-98	*	22	5-13	.385	0-4	.000	2-3	.667	3-7	10	3-0	1	4	0	1	12
at UNC Charlotte	11-23-98	**	30	5-8	.625	1-2	.500	3-3	1.00	1-3	4	1-0	0	3	0	0	14
NORTHERN IOWA	11-27-98	**	33	5-11	.455	1-4	.250	1-2	.500	0-5	5	2-0	1	3	1	1	12
at Kentucky	12-5-98	**	24	1-4	.250	0-1	.000	0-0	.000	1-0	1	2-0	1	0	0	0	2
BOSTON COLLEGE	12-8-98	**	33	7-10	.700	1-3	.333	4-5	.800	4-2	6	1-0	0	3	0	0	19
CENTRAL FLORIDA	12-11-98	**	22	1-4	.250	0-0	.000	4-6	.667	5-5	10	0-0	1	1	0	0	6
at Georgia State	12-18-98	**	21	3-5	.600	0-0	.000	3-4	.750	2-1	3	0-0	0	1	1	0	9
MEMPHIS	12-22-98																
OHIO STATE	12-27-98																
at Georgetown	12-30-98																
ST. JOHN'S	1-6-99																
NOTRE DAME	1-9-99																
at Rutgers	1-13-99																
at West Virginia	1-16-99																
CONNECTICUT	1-20-99																
at Boston College	1-24-99																
SETON HALL	1-27-99																
at Pittsburgh	1-30-99																
at St. John's	2-3-99																
GEORGETOWN	2-6-99	*	7	1-2	.500	0-0	.000	3-4	.750	0-1	1	1-0	0	0	1	0	5
at Syracuse	2-8-99	*	7	1-2	.500	0-0	.000	0-0	.000	0-0	0	3-0	1	1	0	1	2
at Providence	2-13-99	*	5	0-1	.000	0-0	.000	0-0	.000	0-0	0	1-0	0	1	1	0	0
VILLANOVA	2-16-99	*	18	4-5	.800	2-2	1.00	0-0	.000	2-2	4	1-0	0	2	0	0	10
at Connecticut	2-20-99	*	15	0-3	.000	0-1	.000	3-4	.750	2-2	4	3-0	0	1	0	0	3
PITTSBURGH	2-23-99	*	19	4-7	.571	1-2	.500	5-6	.833	3-3	6	2-0	1	0	0	0	14
RUTGERS	2-27-99	*	21	2-6	.333	1-3	.333	1-2	.500	1-3	4	0-0	1	1	0	0	6
vs. Georgetown	3-4-99	*	14	0-2	.000	0-0	.000	4-4	1.00	0-1	1	1-0	0	0	0	0	4
vs. St. John's	3-5-99	*	8	0-2	.000	0-0	.000	0-0	.000	1-1	2	1-0	0	1	0	0	0
vs. Lafayette	3-12-99	*	18	4-5	.800	0-0	.000	2-3	.667	2-3	5	1-0	1	1	0	0	10
vs. Purdue	3-14-99	*	15	0-5	.000	0-0	.000	0-0	.000	3-0	3	1-0	1	2	0	1	0
Totals		18-6	332	43-95	.453	7-22	.318	35-46	.761	30-39	69	24-0	9	25	4	4	128

1998-99 Individual Statistics

#40 James, Tim

OPPONENT	DATE	GP-GS	MIN	TOTAL FG-FGA	PCT	3-POINTERS FG-FGA	PCT	FT-FTA	PCT	REBOUNDS OFF-DEF	TOT	PF-D	A	TO	B	ST	PTS
at Florida Atlantic	11-13-98	**	26	11-16	.688	0-0	.000	4-6	.667	4-3	7	2-0	1	4	1	2	26
at UNC Charlotte	11-23-98	**	32	3-13	.231	2-2	1.00	1-4	.250	6-9	15	2-0	1	5	1	1	9
NORTHERN IOWA	11-27-98	**	26	7-15	.467	1-2	.500	3-4	.750	2-3	5	0-0	1	4	1	1	18
at Kentucky	12-5-98	**	35	7-19	.368	0-3	.000	8-10	.800	2-8	10	1-0	0	3	1	1	22
BOSTON COLLEGE	12-8-98	**	36	9-14	.643	0-0	.000	1-7	.143	3-5	8	2-0	0	3	3	2	19
CENTRAL FLORIDA	12-11-98	**	26	4-7	.571	0-1	.000	0-0	.000	1-5	6	0-0	0	1	0	1	8
at Georgia State	12-18-98	**	32	7-14	.500	1-2	.500	6-8	.750	2-3	5	2-0	2	2	3	2	21
MEMPHIS	12-22-98	**	34	6-14	.429	1-2	.500	10-12	.833	3-7	10	3-0	1	5	6	5	23
OHIO STATE	12-27-98	**	33	11-19	.579	2-4	.500	5-5	1.00	1-10	11	1-0	1	2	5	3	29
at Georgetown	12-30-98	**	31	9-18	.500	1-1	1.00	2-2	1.00	6-9	15	1-0	1	8	3	0	21
ST. JOHN'S	1-6-99	**	27	9-14	.643	1-1	1.00	3-6	.500	0-2	2	2-0	3	2	3	1	22
NOTRE DAME	1-9-99	**	31	7-17	.412	1-5	.200	2-3	.667	2-2	4	3-0	0	3	0	2	17
at Rutgers	1-13-99	**	34	5-11	.455	0-1	.000	0-0	.000	5-5	10	2-0	0	2	2	0	10
at West Virginia	1-16-99	**	36	6-17	.353	0-1	.000	6-6	1.00	4-6	10	1-0	0	1	1	3	18
CONNECTICUT	1-20-99	**	32	6-16	.375	0-2	.000	4-5	.800	0-8	8	4-0	2	2	2	2	16
at Boston College	1-24-99	**	29	7-13	.538	0-1	.000	2-4	.500	1-7	8	1-0	0	6	1	3	16
SETON HALL	1-27-99	**	37	11-23	.478	0-1	.000	9-10	.900	7-3	10	1-0	1	0	3	1	31
at Pittsburgh	1-30-99	**	39	4-13	.308	0-0	.000	9-14	.643	1-4	5	1-0	1	8	6	0	17
at St. John's	2-3-99	**	32	7-14	.500	1-1	1.00	1-1	1.00	5-5	10	4-0	0	4	1	2	16
GEORGETOWN	2-6-99	**	33	7-15	.467	0-2	.000	7-10	.700	2-10	12	0-0	0	4	1	2	21
at Syracuse	2-8-99	**	35	8-16	.500	0-1	.000	2-2	1.00	3-6	9	1-0	1	2	0	2	18
at Providence	2-13-99	**	35	7-11	.636	0-1	.000	8-9	.889	2-9	11	3-0	2	5	2	0	22
VILLANOVA	2-16-99	**	31	10-17	.588	0-1	.000	2-5	.400	2-6	8	1-0	1	2	4	1	22
at Connecticut	2-20-99	**	33	6-18	.333	0-0	.000	4-4	1.00	5-2	7	1-0	2	3	1	0	16
PITTSBURGH	2-23-99	**	28	9-14	.643	0-1	.000	2-3	.667	1-4	5	0-0	0	1	2	0	20
RUTGERS	2-27-99	**	30	6-12	.500	0-0	.000	2-3	.667	1-5	6	3-0	2	4	2	0	14
vs. Georgetown	3-4-99	**	26	5-12	.417	0-0	.000	2-3	.667	2-3	5	4-0	1	3	1	2	12
vs. St. John's	3-5-99	**	37	10-20	.500	1-2	.500	4-7	.571	4-5	9	2-0	0	3	5	0	25
vs. Lafayette	3-12-99	**	26	4-8	.500	0-0	.000	1-5	.200	1-6	7	0-0	0	1	2	1	9
vs. Purdue	3-14-99	**	34	7-21	.333	0-3	.000	5-7	.714	5-3	8	4-0	0	4	2	0	19
Totals		30-30	956	215-451	.477	12-41	.293	115-165	.697	83-163	246	52-0	24	97	65	40	557

1998-99 Individual Statistics

#05 Salmons, John

OPPONENT	DATE	GP-GS	MIN	TOTAL FG-FGA	PCT	3-POINTERS FG-FGA	PCT	FT-FTA	PCT	REBOUNDS OFF-DEF	TOT	PF-D	A	TO	B	ST	PTS
at Florida Atlantic	11-13-98	*	6	0-1	.000	0-0	.000	0-0	.000	0-1	1	2-0	0	0	0	0	0
at UNC Charlotte	11-23-98	*						DNP									
NORTHERN IOWA	11-27-98	*	2	0-0	.000	0-0	.000	0-0	.000	0-0	0	1-0	0	0	1	0	0
at Kentucky	12-5-98	*	3	0-0	.000	0-0	.000	0-0	.000	0-1	1	0-0	0	0	0	0	0
BOSTON COLLEGE	12-8-98	*	7	1-1	1.00	0-0	.000	2-2	1.00	1-1	2	0-0	0	1	0	0	0
CENTRAL FLORIDA	12-11-98	*	9	0-3	.000	0-1	.000	1-2	.500	1-2	3	4-0	2	1	0	0	4
at Georgia State	12-18-98	*	14	1-1	1.00	0-0	.000	2-2	1.00	1-3	4	1-0	2	1	0	0	1
MEMPHIS	12-22-98	*	27	2-6	.333	2-5	.400	2-2	1.00	2-5	7	2-0	1	1	0	0	4
OHIO STATE	12-27-98	*	29	1-2	.500	0-0	.000	1-2	.500	2-3	5	5-1	1	0	0	1	3
at Georgetown	12-30-98	*	19	0-1	.000	0-1	.000	0-0	.000	0-3	3	2-0	3	3	0	0	0
ST. JOHN'S	1-6-99	*	28	2-6	.333	0-1	.000	1-2	.500	3-4	7	4-0	2	0	0	0	5
NOTRE DAME	1-9-99	*	18	1-2	.500	0-1	.000	0-0	.000	1-2	3	3-0	2	4	0	0	2
at Rutgers	1-13-99	*	29	5-6	.833	0-0	.000	2-2	1.00	2-3	5	4-0	3	4	0	0	12
at West Virginia	1-16-99	*	26	5-7	.714	1-2	.500	2-2	1.00	3-4	7	1-0	0	4	2	4	13
CONNECTICUT	1-20-99	*	34	3-13	.231	1-4	.250	0-0	.000	4-4	8	4-0	4	0	1	1	7
at Boston College	1-24-99	*	30	4-6	.667	2-3	.667	0-0	.000	2-0	2	3-0	4	2	1	2	10
SETON HALL	1-27-99	*	34	6-8	.750	1-3	.333	2-5	.400	3-5	8	2-0	1	1	1	0	15
at Pittsburgh	1-30-99	*	39	2-7	.286	0-1	.000	4-7	.571	4-3	7	3-0	2	2	1	1	8
at St. John's	2-3-99	*.*	27	1-3	.333	0-1	.000	0-0	.000	0-4	4	5-1	1	6	0	0	2
GEORGETOWN	2-6-99	*.*	35	5-7	.714	0-1	.000	3-4	.750	3-8	11	3-0	1	4	2	2	13
at Syracuse	2-8-99	*.*	37	4-7	.571	1-2	.500	3-3	1.00	2-5	7	2-0	4	3	0	2	12
at Providence	2-13-99	*.*	34	1-2	.500	0-0	.000	0-0	.000	0-4	4	2-0	1	4	2	1	2
VILLANOVA	2-16-99	*.*	25	0-1	.000	0-1	.000	2-2	1.00	1-4	5	3-0	4	1	0	2	2
at Connecticut	2-20-99	*.*	26	1-2	.500	0-0	.000	0-0	.000	0-1	1	1-0	0	2	1	1	2
PITTSBURGH	2-23-99	*.*	26	4-7	.571	1-3	.333	0-0	.000	2-11	13	2-0	2	0	1	2	9
RUTGERS	2-27-99	*.*	30	1-3	.333	1-2	.500	1-2	.500	0-5	5	2-0	5	2	1	1	4
vs. Georgetown	3-4-99	*.*	27	2-5	.400	0-2	.000	0-0	.000	0-4	4	2-0	4	0	3	1	4
vs. St. John's	3-5-99	*.*	32	2-3	.667	0-1	.000	0-0	.000	2-1	3	3-0	3	2	1	1	4
vs. Lafayette	3-12-99	*.*	24	2-6	.333	0-1	.000	0-0	.000	3-4	7	2-0	1	1	3	3	4
vs. Purdue	3-14-99	*.*	28	5-11	.455	0-5	.000	1-1	1.00	2-2	4	3-0	4	3	1	2	11
Totals		29-12	705	61-127	.480	10-41	.244	29-40	.725	44-97	141	71-2	57	52	23	28	161

#11 Schlie, Jerry

OPPONENT	DATE	GP-GS	MIN	TOTAL FG-FGA	PCT	3-POINTERS FG-FGA	PCT	FT-FTA	PCT	REBOUNDS OFF-DEF	TOT	PF-D	A	TO	B	ST	PTS
at Florida Atlantic	11-13-98	*	2	0-1	.000	0-0	.000	2-2	1.00	1-0	1	1-0	0	0	0	0	2
at UNC Charlotte	11-23-98	*						DNP									
NORTHERN IOWA	11-27-98	*						DNP									
at Kentucky	12-5-98	*						DNP									
BOSTON COLLEGE	12-8-98	*						DNP									
CENTRAL FLORIDA	12-11-98	*	1	0-0	.000	0-0	.000	0-0	.000	0-0	0	0-0	0	1	0	0	0
at Georgia State	12-18-98	*	2	0-1	.000	0-1	.000	0-0	.000	0-0	0	1-0	0	0	0	0	0
MEMPHIS	12-22-98	*	7	1-4	.250	1-3	.333	0-0	.000	0-0	0	1-0	0	0	0	0	3
OHIO STATE	12-27-98	*	1	0-1	.000	0-0	.000	0-0	.000	0-1	1	0-0	0	0	0	0	0
at Georgetown	12-30-98	*	1	0-0	.000	0-0	.000	0-0	.000	0-0	0	0-0	0	0	0	0	0
ST. JOHN'S	1-6-99	*						DNP									
NOTRE DAME	1-9-99	*	1	0-0	.000	0-0	.000	0-0	.000	0-0	0	1-0	0	0	0	1	0
at Rutgers	1-13-99	*						DNP									
at West Virginia	1-16-99	*						DNP									
CONNECTICUT	1-20-99	*	1	0-0	.000	0-0	.000	0-0	.000	0-0	0	0-0	0	0	0	0	0
at Boston College	1-24-99	*						DNP									
SETON HALL	1-27-99	*						DNP									
at Pittsburgh	1-30-99	*	1	0-0	.000	0-0	.000	0-0	.000	0-0	0	0-0	0	0	0	0	0
at St. John's	2-3-99	*	1	0-0	.000	0-0	.000	0-0	.000	1-0	1	0-0	0	1	0	0	0
GEORGETOWN	2-6-99	*						DNP									
at Syracuse	2-8-99	*						DNP									
at Providence	2-13-99	*						DNP									
VILLANOVA	2-16-99	*	2	0-1	.000	0-1	.000	0-0	.000	0-0	0	1-0	1	0	0	0	0
at Connecticut	2-20-99	*						DNP									
PITTSBURGH	2-23-99	*	3	1-4	.250	0-2	.000	0-0	.000	1-2	3	0-0	0	0	0	0	2
RUTGERS	2-27-99	*						DNP									
vs. Georgetown	3-4-99	*						DNP									
vs. St. John's	3-5-99	*						DNP									
vs. Lafayette	3-12-99	*	1	1-2	.500	1-1	1.00	1-2	.500	0-0	0	0-0	0	0	0	0	4
vs. Purdue	3-14-99	*						DNP									
Totals		13-0	24	3-14	.214	2-8	.250	3-4	.750	3-3	6	5-0	1	2	0	1	11

1998-99 Individual Statistics


#04 Simmons, Michael

OPPONENT	DATE	GP-GS	MIN	TOTAL FG-FGA	PCT	3-POINTERS FG-FGA	PCT	FT-FTA	PCT	REBOUNDS OFF-DEF	TOT	PF-D	A	TO	B	ST	PTS
at Florida Atlantic	11-13-98	*	11	0-2	.000	0-2	.000	3-4	.750	0-0	0	2-0	1	3	0	2	3
at UNC Charlotte	11-23-98	*	16	2-4	.500	0-1	.000	0-0	.000	0-2	2	3-0	3	3	0	1	4
NORTHERN IOWA	11-27-98	*	17	1-2	.500	1-2	.500	0-0	.000	0-1	1	2-0	4	2	0	1	3
at Kentucky	12-5-98	*	17	2-4	.500	1-2	.500	0-1	.000	0-0	0	1-0	1	0	0	0	5
BOSTON COLLEGE	12-8-98	*	16	2-4	.500	1-3	.333	2-2	1.00	1-2	3	1-0	4	0	0	1	7
CENTRAL FLORIDA	12-11-98	*.*	16	1-3	.333	0-1	.000	3-4	.750	1-0	1	1-0	1	2	0	1	5
at Georgia State	12-18-98	*	16	0-1	.000	0-0	.000	0-0	.000	0-2	2	2-0	6	4	0	0	0
MEMPHIS	12-22-98	*.*	10	0-0	.000	0-0	.000	0-0	.000	0-0	0	0-0	4	2	0	2	0
OHIO STATE	12-27-98	*.*	24	1-3	.333	0-0	.000	0-0	.000	0-5	5	2-0	3	4	0	2	2
at Georgetown	12-30-98	*.*	22	0-2	.000	0-2	.000	0-0	.000	0-1	1	2-0	3	1	0	0	0
ST. JOHN'S	1-6-99	*.*	13	0-3	.000	0-1	.000	5-6	.833	0-3	3	4-0	2	0	0	3	5
NOTRE DAME	1-9-99	*.*	25	4-8	.500	1-4	.250	0-0	.000	0-1	1	0-0	4	1	0	4	9
at Rutgers	1-13-99	*.*	26	0-3	.000	0-1	.000	0-3	.000	0-3	3	2-0	1	3	0	2	0
at West Virginia	1-16-99	*.*	21	1-3	.333	1-2	.500	2-2	1.00	1-0	1	2-0	4	1	0	0	5
CONNECTICUT	1-20-99	*.*	17	0-2	.000	0-1	.000	0-0	.000	0-2	2	4-0	3	5	0	0	0
at Boston College	1-24-99	*.*	21	3-5	.600	1-1	1.00	0-0	.000	0-2	2	3-0	2	2	0	2	7
SETON HALL	1-27-99	*.*	13	0-1	.000	0-1	.000	2-2	1.00	0-0	0	3-0	0	1	0	0	2
at Pittsburgh	1-30-99	*.*	6	0-0	.000	0-0	.000	0-0	.000	0-1	1	2-0	1	1	0	0	0
at St. John's	2-3-99							DNP - Injury									
GEORGETOWN	2-6-99							DNP - Injury									
at Syracuse	2-8-99							DNP - Injury									
at Providence	2-13-99	*	3	0-0	.000	0-0	.000	1-2	.500	0-0	0	1-0	0	2	0	1	1
VILLANOVA	2-16-99	*	9	3-3	1.00	1-1	1.00	3-4	.750	0-1	1	3-0	2	0	0	0	10
at Connecticut	2-20-99	*	10	0-2	.000	0-0	.000	2-2	1.00	0-1	1	0-0	1	2	0	1	2
PITTSBURGH	2-23-99	*	10	1-2	.500	0-0	.000	0-1	.000	0-1	1	0-0	2	1	0	3	2
RUTGERS	2-27-99	*	7	1-2	.500	0-1	.000	0-0	.000	0-0	0	0-0	1	1	0	2	2
vs. Georgetown	3-4-99	*	4	0-1	.000	0-0	.000	0-0	.000	0-0	0	1-0	0	3	0	0	0
vs. St. John's	3-5-99	*	5	0-0	.000	0-0	.000	0-0	.000	0-1	1	0-0	2	0	0	0	0
vs. Lafayette	3-12-99	*	12	0-0	.000	0-0	.000	0-0	.000	0-0	0	0-0	3	2	0	0	0
vs. Purdue	3-14-99	*	10	0-2	.000	0-0	.000	0-0	.000	0-0	0	1-0	1	1	0	0	0
Totals		27-12	377	22-62	.355	7-26	.269	23-33	.697	3-29	32	42-0	59	47	0	28	74

1998-99 Individual Statistics

#34 Wimbley, Dwayne

OPPONENT	DATE	GP-GS	MIN	TOTAL FG-FGA	PCT	3-POINTERS FG-FGA	PCT	FT-FTA	PCT	REBOUNDS OFF-DEF	TOT	PF-D	A	TO	B	ST	PTS
at Florida Atlantic	11-13-98	*	5	2-2	1.00	0-0	.000	1-1	1.00	0-1	1	3-0	0	1	0	0	5
at UNC Charlotte	11-23-98	*	3	0-0	.000	0-0	.000	0-0	.000	0-0	0	1-0	0	2	0	0	0
NORTHERN IOWA	11-27-98							DNP									
at Kentucky	12-5-98	*	5	0-1	.000	0-0	.000	0-0	.000	0-1	1	1-0	0	1	0	0	0
BOSTON COLLEGE	12-8-98	*	10	1-2	.500	0-0	.000	0-0	.000	2-1	3	2-0	0	3	0	0	2
CENTRAL FLORIDA	12-11-98	*	12	0-1	.000	0-0	.000	1-2	.500	0-1	1	3-0	0	2	1	0	1
at Georgia State	12-18-98	*	9	1-1	1.00	0-0	.000	0-0	.000	1-1	2	4-0	0	2	0	0	2
MEMPHIS	12-22-98	*	15	2-4	.500	0-0	.000	0-0	.000	4-4	8	2-0	1	0	0	0	4
OHIO STATE	12-27-98	*	15	0-1	.000	0-0	.000	2-2	1.00	1-1	2	1-0	0	0	1	0	2
at Georgetown	12-30-98	*	15	1-1	1.00	0-0	.000	0-0	.000	1-1	2	0-0	1	0	2	1	2
ST. JOHN'S	1-6-99	*	10	3-3	1.00	0-0	.000	0-3	.000	1-2	3	2-0	0	1	1	0	6
NOTRE DAME	1-9-99	*	12	0-0	.000	0-0	.000	0-1	.000	0-0	0	2-0	0	1	1	0	0
at Rutgers	1-13-99	*	10	1-2	.500	0-0	.000	0-0	.000	1-2	3	3-0	0	1	0	0	2
at West Virginia	1-16-99	*	8	0-0	.000	0-0	.000	0-0	.000	0-1	1	0-0	0	0	0	2	0
CONNECTICUT	1-20-99	*	16	1-2	.500	0-0	.000	0-0	.000	1-3	4	0-0	0	1	0	0	2
at Boston College	1-24-99	*	9	0-2	.000	0-0	.000	0-1	.000	1-1	2	0-0	1	0	0	0	0
SETON HALL	1-27-99	*	14	0-3	.000	0-0	.000	0-1	.000	0-3	3	1-0	0	1	0	0	0
at Pittsburgh	1-30-99	*	1	0-0	.000	0-0	.000	0-0	.000	0-0	0	1-0	0	1	0	0	0
at St. John's	2-3-99	*	7	1-4	.250	0-0	.000	0-0	.000	2-0	2	1-0	0	0	3	0	2
GEORGETOWN	2-6-99	*	10	2-4	.500	0-0	.000	0-2	.000	1-1	2	3-0	0	1	0	0	4
at Syracuse	2-8-99	*	5	1-3	.333	0-0	.000	0-0	.000	0-0	0	0-0	0	1	0	0	2
at Providence	2-13-99	*	4	0-1	.000	0-0	.000	0-2	.000	0-0	0	1-0	0	0	0	0	0
VILLANOVA	2-16-99	*	15	2-4	.500	0-0	.000	0-0	.000	0-2	2	3-0	0	1	2	0	4
at Connecticut	2-20-99	*	9	3-4	.750	0-0	.000	0-0	.000	2-2	4	2-0	0	0	0	0	6
PITTSBURGH	2-23-99	*	16	2-2	1.00	0-0	.000	2-4	.500	0-2	2	0-0	0	1	0	0	6
RUTGERS	2-27-99	*	12	3-3	1.00	0-0	.000	6-6	1.00	1-3	4	3-0	0	0	1	0	12
vs. Georgetown	3-4-99	*	7	0-1	.000	0-0	.000	0-0	.000	0-0	0	0-0	0	0	1	0	0
vs. St. John's	3-5-99	*	4	0-0	.000	0-0	.000	0-0	.000	0-0	0	0-0	0	1	1	0	0
vs. Lafayette	3-12-99	*	16	2-2	1.00	0-0	.000	1-2	.500	1-2	3	3-0	1	6	2	0	5
vs. Purdue	3-14-99	*	5	0-0	.000	0-0	.000	0-0	.000	0-0	0	1-0	0	1	0	0	0
Totals		29-0	279	28-53	.528	0-0	.000	13-27	.481	20-35	55	43-0	4	29	16	3	69



HOOPS
FOR THE
NEXT
MILLENNIUM

HISTORY

University of Miami Hurricanes

It lay silent for 14 years. Collecting dust and going unnoticed, the Miami basketball program was the Rip VanWinkle of college basketball from 1971 to 1985. Now, Hurricane Basketball is back. In a big way.

Since 1985 the Miami program has undergone such dramatic and frequent changes, it seemed that the Hurricanes were continually entering "a new era." First came the "Era of Miami Basketball" itself. Then came the "Bill Foster Era," followed by the "Tito Horford Era," "The Leonard Hamilton Era," and finally "The BIG EAST Era."

The latest step taken by the blossoming Hurricane program serves as the most dramatic in the 49 seasons and 74 years since the team's formation. With the entry into the BIG EAST Conference, the University of Miami not only shed its previous life-long status as an independent, it entered the ranks of the most competitive and successful basketball conference in the nation.

The road to conference affiliation in the BIG EAST has not been an easy one for those who have thirsted for basketball in this continually prospering section of the country. Moreover, the previous path traveled by Miami basketball players, coaches and fans was dotted by flashes of brilliance, color and sometimes disappointment.

Here is a capsule summary of the 74 years of Miami basketball that have intermittently played a part in the history of the athletic program at the University and its neighboring community.

The 1920s: Miami's First Time

- The Hurricanes fielded a freshman team in **1926-27**, finishing 7-1 under **Head Coach Art Webb**.
- In 1927-28, the first official varsity basketball team at the University of Miami posted an 8-4 mark, knocking off **Rollins, 51-15**, in the opener.

The 1930s: A Missing Link

- Miami records list no official results from 1932 through 1938. During that period of time, representatives from the school played local AAU and church sponsored teams under **Coach Tom McCann**.
- The Hurricanes returned to intercollegiate competition in the 1938-39 season, posting a 4-6 record under **Head Coach Hart Morris**.

The 1940s:

World War II Stops Play

- Like many other institutions across the nation, Miami dropped intercollegiate basketball during the war years of **1942-1945**.
- Morris returned as head coach along with the program in 1946 and was the UM mentor until 1952 when Dave Wike took over for a two-year stint as the UM coach.

The 1950s: UM's Glory Years


- In 1954, the University named **Bruce Hale** as its head basketball coach. The retired Air Force captain and former professional basketball star held the UM head coaching post for 13 seasons, leading the Hurricane program through its glory years of intercollegiate basketball. Before the end of Hale's tenure in 1967, the Hurricanes won 220 games and lost 112 for a .663 winning

percentage. Hale's first Miami team turned in a 9-11 record, but there were no other losing campaigns in the next 12 years. The streak of non-losing seasons extended through the 1968-69 season — marking 14 consecutive campaigns of .500 basketball or better for UM.

- Hale's **1959-60** club was the first UM men's basketball team to advance to the **NCAA Tournament** and finish the season ranked in the **Associated Press Top 10**. That 1959-60 edition ran its record to 23-3 before bowing to Western Kentucky, 107-84, in the first round of the tournament.
- During that historic '59-60 NCAA Tournament year, junior guard **Dick Hickox** became the first UM basketball player to earn All-America recognition. Hickox averaged 22.1 points per game during that season en route to becoming a second-team AP and UPI All-American.




Coach Hart Morris



The 1928-29 Miami Hurricanes recorded a 13-6 overall record.

The 1960s: Rick Barry's All-American Years

- The Dick Hickox-led Hurricanes of **1960-61** returned to post-season play — falling in the first round of the **NIT** to **St. Louis, 58-56**. The 1960-61 squad compiled a 20-7 record.
- In **1962-63**, Miami advanced to the second round of the **NIT** before falling to **Providence, 106-96**. An opening round NIT victory over **St. Francis (NY), 71-70**, marks the only Miami victory to date in post-season play.
- From **1962 through 1965**, Miami recorded three consecutive 20-win seasons, rolling up a composite record of 65-16. The star of these Hurricane glory teams was a brilliant scorer named **Rick Barry**.
- In **1964-65**, Barry became the Hurricanes' only **consensus All-American** selection. The 6-7, 200-pound native of Roselle Park, New Jersey led the nation in scoring with a 37.4 average in his senior season. He went on to become the only player in basketball history to win single-season scoring titles in the NCAA, ABA and NBA. He was inducted into the Basketball Hall of Fame in Springfield, MA, in 1986.
- The **1964-65** Miami squad, led by Barry's scoring brilliance, established a new **NCAA scoring record** by averaging **98.4 points per game**. The 'Canes, however, were not allowed to participate in the NCAA Tournament that year — after posting a 22-4 record — because of recruiting violations.
- Bruce Hale resigned after 1966-67 and assistant **Ron Godfrey** assumed the head coaching responsibilities.



Rick Barry
UM's 1st Consensus
All-American (1964-65)

The 1970s: First Era Ends

- **Don Curnutt** closed out his Miami basketball career in **1970** as the Hurricanes' third and last player to receive All-America recognition.

University of Miami Hurricanes

in support of bringing basketball back to the University. It was also announced that the Hurricanes would be ready to compete on the **Division I level in the 1985-86 season**, and the downtown **James L. Knight Center** was home for the reborn program.

"This is an exciting day for the University and for the athletic program," **UM President Edward T. Foote II** said. "And we are keeping in mind the priorities of academics first and athletics second ... we are pleased that the changes in the economics of intercollegiate basketball allow the University to resurrect one of the country's most popular sports. We look forward to welcoming these Hurricanes home again."


In 1984: Foster Hired As Coach

- **March 21, 1984** — **Bill Foster**, a 47-year-old native of Hemingway, South Carolina was named the seventh men's basketball coach at the University of Miami. Foster came to Miami after 19 years as a head coach at three different institutions: Shorter College, North Carolina-Charlotte and Clemson. Foster also announced on this day that **Clint Bryant**, a long-time assistant at Clemson, would also join the Miami staff in a similar capacity.
- **April 9, 1984** — Bill Foster announced the hiring of a second assistant coach, **Seth Greenberg**, who was serving as an assistant coach to Terry Holland at the University of Virginia.
- **April 16, 1984** — **Tim Harvey**, a 6-10, 240-pound center, became the first basketball player to commit to the University of Miami in over 14 years. The Plainfield, New Jersey native announced that he would transfer to Miami after spending two seasons in the Georgia Tech program.
- **July 1, 1984** — A third assistant coach was hired to complete the basketball staff as Miami native **Cesar Odio** returned home after serving as an assistant coach at his alma mater, Florida Southern College.
- **October 11, 1984** — Nearly one full year after the announcement that basketball would return to the University, Athletic Director Sam Jankovich announced that a million dollar-plus practice facility would be constructed on the Coral Gables campus. The new all purpose structure — located between the Hecht Athletic Center and the Greentree Track would be funded through a gift from the **James L. Knight Charitable Trust**.
- The first phase of the 1985-86 basketball schedule was also announced on this day, and the line-up included such perennial powers as North Carolina, Georgia, Notre Dame, Marquette and Dayton.
- **October 15, 1984** — The first men's basketball practice session in over twelve years was held on the patio in the center of campus. More than 200 members of the student body participated.

- **February 27, 1971** — The last victory by a University of Miami men's basketball team for 14 years came in the second to the last game of the season, a 100-94 triumph over **Florida State** at home in the **Dinner Key Auditorium**. The 'Canes shot a season-high 62.5 percent from the floor as all five Miami starters scored in double figures.
- **March 1, 1971** — After posting a four-year record of 47-56 at Miami, **Ron Godfrey** resigned his post as head basketball coach, effective following Miami's final game of the season against nationally ranked Jacksonville.
- **March 2, 1971** — The last game played by a University of Miami men's team until 1985 took place at the Dinner Key Auditorium where one of the largest UM home crowds in years turned out to see the Hurricanes host nationally ranked Jacksonville. The Dolphins handed Miami a 94-75 loss that remained as UM's last contest for the next 14 years.
- **April 22, 1971** — The University of Miami Board of Trustees voted to drop the sport "temporarily until such time as a permanent field house can be constructed on the main campus." Sagging attendance figures and serious financial losses were also believed to contribute to the discontinuation of basketball at UM.

In 1983: UM Commits To Rebuild

- **July 15, 1983** — Sam Jankovich was named athletic director at the University of Miami. Coming to UM after a successful stint as the athletic director at Washington State, Jankovich immediately announced that the resurrection of men's basketball at Miami would be his primary priority in the early months of his tenure, enabling UM to have "one of the nation's most complete and visible overall programs in the country."
- **October 12, 1983** — The University of Miami Board of Trustees unanimously voted to reinstate men's basketball at the University of Miami. The Board made the decision after reviewing a report submitted by newly hired Athletic Director Sam Jankovich which stated that men's basketball can be a revenue-producing venture. Moreover, nearly \$500,000 had already been raised



Dick Hickox was named UM's first All-American in 1960. He led UM to a 23-3 record, the Hurricanes' first NCAA tournament and the school's only final regular-season Associated Press Top 10 ranking.


University of Miami Hurricanes

In 1985: With Everything In Place, Miami Tips Off Again

- **April 25, 1985** – Foster announced that the UM's 1985-86 basketball roster would include nine freshmen, one sophomore and one junior as the spring signing period ends for NCAA basketball.
- **August 16, 1985** – Athletic Director Sam Jankovich announced that the 1985-86 basketball schedule had been completed and that network television coverage of the Hurricane program would include two games to be broadcast by **CBS (Arizona)** and **ESPN (Notre Dame)**.
- Jankovich also announced the completion of a local television schedule **(on WBFS-Channel 33)** that would bring all nine UM road games back to Miami by way of live local broadcasts. Channel 33 would also carry selected home games in the Knight Center.
- **WIOD Radio**, the radio voice of UM football and baseball would also carry all Hurricane basketball games with veteran Hurricane announcer **Sonny Hirsch** at the microphone.
- **October 15, 1985** – Basketball practice officially begins at the University of Miami in the Knight Sports Complex.
- **November 12, 1985** – **The Knight Sports Complex** was dedicated at a gala banquet that was held on the basketball courts of the new structure. **CBS basketball analyst Billy Packer** served as the evening's guest speaker for an event which welcomed over 500 guests to the on-campus home of Hurricane basketball. The facility now serves as the practice home to the men's and women's basketball programs while also housing the men's basketball coaching staff offices. In addition, the Knight Sports Complex enabled the athletic program to more than double the size of the existing strength room, while also providing meeting rooms and lecture rooms for all of Miami's student athletes. The structure is located between the Hecht Athletic Center and the Greentree Track.
- **November 22, 1985** – The brand new era of Hurricane basketball was ushered in by a young UM squad which defeated **The Citadel, 85-77**, in front of a sellout crowd of 4,984 at the Knight Center. **Dennis Burns (24 points)**, **Kevin Presto (22)** and **Eric Brown (21)** combined to lead the Miami offense, while **Bryan Hughes** enjoyed the distinction of scoring Miami's first point in 14 years (a free throw with 18:34 remaining in the first half).
- **November 30, 1985** – Miami stuns 1985 NCAA Tourney participant Georgia with a thrilling 81-78 victory to capture the first **AMI Classic Championship** at the James L. Knight Center.

End of the 1980s: UM Moves Forward, Upsets Top 20 Teams

- **March 5, 1986** – An 84-62 loss to Marquette in Milwaukee closed the Hurricanes' first season since 1970-71. Miami finished the year with a 14-14 record, giving Bill Foster his 19th non-losing record in 20 years as a collegiate head coach.
- **The 1986-87 season** – Though still considered **"America's Youngest Team,"** Miami compiled a 15-16 slate – recording upset victories over Marquette, Stanford and Florida State, while losing by only four points to future BIG EAST foe Providence – a team that advanced to the NCAA Final Four.
- **The 1987-88 season** – Thrilling victories over both Providence and Virginia Commonwealth propelled the 'Canes to continued improvement with a 17-14 record. Following the season, center **Tito Horford** announced his intention to enter the NBA Draft without completing his final two seasons of eligibility. Miami was left with anything but a depleted roster as ten lettermen, including eight seniors, returned for UM's fourth season.
- **April 12, 1988** – Athletic Director Sam Jankovich announces plans to move Hurricane Basketball to the new \$56 million Miami Arena. Also home to the NBA's Miami Heat, the state-of-the-art basketball facility signifies a new era in the rise of South Florida basketball.
- **December 10, 1988** – A crowd of 6,654 watches the Hurricanes run neck-and-neck for 40 minutes with ACC powerhouse Duke. Blue Devil **Danny Ferry** needs a superhuman performance to stop the 'Canes as he connects on 23 of 26 shots en route to 58 points. Ferry later calls Miami "a definite Top 40 team."
- **January 12, 1989** – **Joel Warren's free throw**, his only point of the evening, with two seconds remaining clinches Miami's first victory over a Top 20 team as the **'Canes upset defending national champion** and No. 16-ranked Kansas, 87-86, at the Miami Arena.



As a second-team All-American, Don Cumutt's career came to an end in the 1970s, so did Miami's first era of basketball.

- **March 6, 1989** – The Hurricanes post an 89-82 win over Florida International in the first annual Carnival Miami Cup. The win leaves Miami with a 19-12 slate, good enough for the best record in 24 years and ten seasons at Miami. **Eric Brown** ends his brilliant Miami career with 2,270 career points, just 28 back of All-America Rick Barry's Hurricane record of 2,298.
- **December 6, 1989** – Miami hands an 87-82 loss to eventual NCAA tournament participant University of Dayton as a Hurricane squad that includes six freshmen and no seniors jumps out with three consecutive wins to start the season.

In 1990: Hamilton Hired, UM Joins The BIG EAST

- **January 18, 1990** – Nearly 5,000 fans turn out to watch one of the most exciting Hurricane games ever as Miami edges Florida State in two OTs, 101-97.
- **February 19, 1990** – Miami storms back to post a 62-59 victory over the University of Florida, ending the Gators 11-game win streak over the 'Canes that began during the 1964-65 season.
- **March 6, 1990** – The Hurricanes send Head Coach Bill Foster out on a winning note as one of the most successful and respected collegiate coaches in the nation



Former Athletic Director Sam Jankovich (left) announces the hiring of Coach Bill Foster on March 21, 1984.



The late James L. Knight and the late James McLamore, Chairman of the UM Board of Trustees at the dedication of the Knight Sports Complex.


University of Miami Hurricanes



Dennis Burns thrilled fans on opening night with five dunks.

leaves Miami following an 83-55 win over Florida International. Foster's six-year rebuilding record at Miami stands at 78-71 (.523) while his overall career mark tallies up to 431-247 (.636) in 24 seasons.

- **April 2, 1990** – UM Athletic Director Sam Jankovich ends a national search for a new coach that spanned an entire season with the hiring of **Leonard Hamilton** from Oklahoma State University. "After meeting with Leonard Hamilton for just five minutes," said Jankovich, "with that smile and that enthusiasm, there was no question who I wanted as coach of the University of Miami."



Rick Barry addressed the opening night sellout crowd of 4,984.

- **October 10, 1990** – On the combined recommendation of President Edward T. Foote and Athletic Director Sam Jankovich, the **University's Board of Trustees unanimously votes to accept an invitation to become the tenth member of the BIG EAST Conference.** The Hurricane Basketball program will begin BIG EAST play in the 1991-92 season.
- **December 28, 1990** – The Hurricanes rebound from back-to-back double overtime defeats to upset No. 28-ranked Mississippi State, 74-67, in the consolation contest of the Eastern Airlines Palm Beach Classic. **Joe Wylie** is voted to the all-tournament squad after breaking seven tourney records including total points with 60 in the two games.
- **January 3, 1991** – Joe Wylie becomes the 17th player in the history

of UM basketball to score 1,000 career points. Wylie would later go on to finish his UM career ranked No. 8 for both scoring and rebounding in the UM record books.

- **March 6, 1991** – Leonard Hamilton's inaugural season ends with a 9-19 won-lost mark. However, there were large doses of success layden throughout the year as the 'Canes were victorious in six of their final nine contests and finished ranked No. 128 in the USA Today computer rankings – Miami's highest finish since the rebirth of the program (including 1988-89 when the 'Canes produced a 19-12 record).
- **April 10, 1991** – Leonard Hamilton's first recruiting class is completed with the signing of Ochiel Swaby of Miami, the nation's leading HS scorer with 47.1 points per game. Added to Hamilton's three signees in the Fall of 1990 – Michael Gardner of Fredericksburg, VA, Pat Lawrence of St. Petersburg and 7'3" Constantin Popa of Bucharest, Romania – the freshmen class for the 1991-92 season is ranked in the Top 25.
- **January 2, 1992** – Miami tips off in its inaugural BIG EAST contest at the University of Connecticut's Gampel Pavilion. It is a baptism by fire for the young Hurricanes as the game at UConn is the first of four consecutive conference games in 10 days for Miami.
- **January 14, 1992** – In the first home conference game in UM history, the Hurricanes shock the nation with a stunning 45-42 upset of perennial BIG EAST power St. John's. The UM victory would ultimately cost the Redmen the outright conference championship as they completed the regular season in a tie with Georgetown and Seton Hall.
- **March 12, 1992** – Miami turns the Big Apple upside down with a convincing 83-71 victory over Pittsburgh in the BIG EAST Tournament at Madison Square Garden. The Panthers had beaten Miami in the two regular-season contests by a total of 52 points, but Jerome Scott (30 points) and Trevor Burton (25 points) led a spirited Miami squad past Pitt and into the second round of the conference showcase. Earning the respect of the league and nation, Miami led Georgetown, 34-33, at the half of their quarterfinal contest before dropping a 77-64 decision to the Hoyas. The 1-1 performance in New York ended the Hurricanes' 1991-92 campaign at 8-24. For his individual performance, **Jerome Scott is honored as a member of the BIG EAST All-Tournament Team.**
- **April 28, 1992** – Head Coach Leonard Hamilton takes another giant step in the development of Miami basketball with the completion of his second recruiting class. Six prep standouts, including Steven Edwards of Miami Senior High School, make up the new Hurricane class which is ranked No. 4 in the nation.
- **January 2, 1993** – For the second consecutive season, Miami opens its home BIG EAST schedule with a victory as the Hurricanes upset No. 10-ranked Georgetown, 80-69. The resounding victory marks the highest-ranked team the 'Canes have defeated since the rebirth of the program.
- **March 6, 1993** – Miami finishes the regular-season campaign with a thrilling 77-76 win over Villanova at the Miami Arena. The victory gives Miami a 7-2 record in home BIG EAST games and an increase of six victories over the Hurricanes' first season in conference play (1-17 to 7-11) to mark the third-largest jump in the win column in BIG EAST history.

In 1995: UM Enjoys a Banner Year

- **January 11, 1995** – Once again, St. John's is the victim as the Hurricanes enjoy a BIG EAST first. Miami stuns the Red Storm, 82-79, in a nationally televised game (ESPN) to record its first BIG EAST road victory. Freshman Kevin Norris led the way with a 21-point, eight-rebound performance which earned him BIG EAST Rookie of the Week honors.
- **February 4, 1995** – The Hurricanes prove they are one of the most improved teams in the nation with an impressive 67-61 win over 13th-ranked Georgetown in the Miami Arena. The victory is Miami's first over a nationally ranked opponent since an 82-77 win over 25th-ranked St. John's in February of 1993.
- **February 11, 1995** – **Steven Edwards** buries a three-point field goal, the 171st trey of his career, just 39 seconds into the second half against Providence to become **UM's all-time leader in three-point field goals made.** UM defeats the Friars, 69-63, to earn its first BIG EAST Conference regular-season series sweep and in the process present Coach Leonard Hamilton his 100th career victory.
- **February 25, 1995** – UM comes back from five points down in the final minute to force overtime before eventually defeating Boston College, 77-71, at Conte Forum. The victory is UM's first BIG EAST overtime win.
- **February 28, 1995** – For the second consecutive game the Hurricanes




University of Miami Hurricanes

overcome a five-point deficit in the final minute of regulation and record an overtime victory. The 76-68 win over Pittsburgh is the Hurricanes' ninth league victory of the season and assures them of their first .500 league season and puts UM over the .500 mark (9-8) for the first time in BIG EAST play. The win also assures Miami of at least a .500 overall season for the first time since the 1988-89 campaign.

- **March 4, 1995** - A record UM crowd of 11,263 pours into the Miami Arena to watch the Hurricanes take on fourth-ranked Connecticut in the regular-season finale. In the contest, Steven Edwards becomes the 20th player in UM history to top the 1,000-point plateau. Miami, which lost a tough 75-67 decision, finished the season with a 9-9 record in BIG EAST play establishing a new conference record for single-season improvement. Miami's nine-win conference increase tied Louisiana Tech for the best conference improvement in the nation. Miami made a habit out of winning close games in 1995. The Hurricanes went 9-1 in BIG EAST games decided by six points or less or in overtime.
- **March 6, 1995** - UM President Edward T. Foote II and Ryder System, Inc. Chairman, President and Chief Executive Officer M. Anthony Burns announce that **Ryder System, Inc. has committed approximately \$9 million to the development of The RYDER Center**, an on-campus multi-purpose facility which will serve as the future home of UM basketball.
- **March 9, 1995** - Head Coach Leonard Hamilton is named **BIG EAST Conference Coach of the Year**.
- **March 15, 1995** - UM makes its **first post-season appearance in 31 years** with a National Invitation Tournament contest at Penn State. The Nittany Lions need a big second half rally to record a 62-56 victory and eliminate the Hurricanes.
- **March 21, 1995** - Leonard Hamilton earns his second coach of the year honor as United Press International tabs **Hamilton National Coach of the Year**.
- **March 27, 1995** - Leonard Hamilton is rewarded for rebuilding the Hurricane program and is given a new four-year contract.
- **June 28, 1995** - **Constantin Popa** becomes the 12th Hurricane to be **chosen in the NBA draft** as the Los Angeles Clippers select him in the second round with the 53rd overall pick.

In The Mid Nineties: UM Moves Forward

- **January 3, 1996** - The Hurricanes opened the New Year in style cruising to a 75-66 victory in the Miami Arena over 11th-ranked Syracuse, the eventual NCAA Tournament runner-up. The 'Canes set a school BIG EAST record by connecting on 71.4 percent (20-28) of their field goal attempts in the second half. UM also set a school BIG EAST record for points in a half with 50 second-half points.
- **January 8, 1996** - The Hurricanes' game at Seton Hall was postponed due to the Blizzard of '96. The postponement was the first since the rebirth of the program in 1985. Four BIG EAST games were postponed due to the blizzard. Prior to those four contests only two games in the 17-year history of The BIG EAST had been postponed and all were due to inclement weather.
- **February 10, 1996** - **Steven Edwards became The BIG EAST Conference all-time leader in three-point field goals made** in league play (167) when he connected on a trey with 5:39 left in UM's 62-58 loss to 21st-ranked Boston College. Edwards finished his career with 178 three-point field goals in BIG EAST play.
- **February 20, 1996** - **Steve Rich** turned in one of the greatest individual performances in UM history, scoring a **career-high 43 points** and grabbing 13 rebounds as the 'Canes rallied from a 12-point second-half deficit to defeat St. John's, 96-91, in double overtime at the Miami Arena. Rich, who had 22 points in the second half, sent the game into overtime with a six-foot jumper with 3.6 seconds left in regulation. Rich also sent the game into double-overtime when he hit a free throw with 36 seconds remaining in the first extra session. He put UM ahead to stay with a pair of free throws with 3:52 remaining in the second overtime.
- **March 4, 1996** - **Tim James** became the second Hurricane in the past two years to earn a spot on **The BIG EAST Conference All-Rookie team**.
- **March 7, 1996** - UM finishes the 1995-96 campaign with a 15-13 record for the second straight season.
- **January 11, 1997** - Kevin Norris hits two free throws with eight-tenths of a



January 2, 1992 - Gampel Pavilion - Storrs, CT, Constantin Popa takes the opening tip as Miami officially enters The BIG EAST Conference.

second remaining to give Miami a 61-59 upset win over ninth-ranked Villanova. The win was the Hurricanes' first road win over a ranked opponent.

- **January 18, 1997** - Miami defeats Georgetown 68-65 (OT) giving the Hurricanes a regular-season sweep of the Hoyas.
- **January 22, 1997** - Miami knocks off Connecticut 69-46 marking the Hurricanes' largest margin of victory in BIG EAST competition.
- **March 13, 1997** - Miami makes its second postseason appearance in three seasons with a National Invitation Tournament game at Michigan. The Wolverines shoot 60 percent from the field in defeating Miami 76-63.

In 1997-98: Miami Returns To NCAA Tournament

- **November 21, 1997** - Miami defeats 17th-ranked UNC Charlotte 89-72 in the Miami Arena marking the highest ranked non-conference opponent the Hurricanes have defeated since 1989.
- **December 22, 1997** - UM improves to 9-0, tying the school record for consecutive victories to open a season, with a 65-57 win at Memphis.
- **December 27, 1997** - **Kevin Norris** recorded a team-high six assists against Georgia Tech to move into **first-place on UM's career assist list**. Norris passes Kevin Presto who recorded 412 assists from 1985-89.
- **January 6, 1998** - Miami knocks off 8th-ranked Connecticut marking the highest ranked opponent UM had defeated in the Miami Arena.
- **February 4, 1998** - **Kevin Norris** recorded one steal against Providence to move into **first-place on Miami's career steals list**. Norris surpassed Jerome Scott who recorded 187 steals from 1988-92.
- **February 28, 1998** - Miami ends the regular season at 18-8 following a 70-66 win over 19th-ranked West Virginia at the Miami Arena.
- **March 3, 1998** - **Tim James** is named **first-team All-BIG EAST** becoming the first Hurricane to be named first-team All-Conference.
- **March 8, 1998** - Miami receives its **first NCAA Tournament bid since 1960**. The Hurricanes, seeded 11th in the South Region will face sixth seeded UCLA at the Georgia Dome in Atlanta.

University of Miami Hurricanes

- **March 13, 1998** - 19th-ranked UCLA defeats Miami 65-62 in the opening round of the NCAA tournament. Miami sophomore Johnny Hemsley came off the bench to recorded a double-double with 13 points and 11 rebounds and was named the Chevrolet Player of the Game. The game was aired nationally on CBS and was Miami's first national appearance on network television since 1988.

In 1998-99: Miami's Breakthrough Season

- **December 27, 1998** - Miami defeats Ohio State, 72-64, at the HIP Orange Bowl Basketball Classic. Ohio State will on to reach 1999 NCAA Final Four.
- **January 6, 1999** - Miami defeats No. 10 St. John's, 84-79, at the Miami Arena marking the fifth consecutive season the Hurricanes have defeated a ranked opponent at Miami Arena.
- **January 18, 1999** - Miami **debuts at No. 25 in the Associated Press Top 25 College Basketball poll**. The ranking marks the first for Miami by the Associated Press since 1960.
- **January 20, 1999** - Miami against No. 1 ranked Connecticut in front of a school record crowd of 15,147 at the Miami Arena. In one of the season's most dramatic games John Salmons' three-point attempt rolled in-and-out at the buzzer as Connecticut held on for a 70-68 overtime win.
- **February 3, 1999** - Miami defeats now No. 9 St. John's, 73-70, at Madison Square Garden.
- **February 8, 1999** - Miami knocks off No. 18 Syracuse, 76-63, marking the Hurricanes' first win ever in the Carrier Dome.
- **February 20, 1999** - Miami defeats second-ranked Connecticut, 73-71, snapping the Huskies' 16-game win streak at Gampel Pavilion. With the win Miami becomes the first team in BIG EAST history to defeat Georgetown, St. John's, Syracuse and Connecticut on the road in the same season.
- **February 23, 1999** - Miami defeats Pittsburgh, 85-52, at the Miami Arena improving the Hurricanes' record to 20-5 on the season. The 20-win season is the first for Miami since 1964-65.
- **March 1, 1999** - Miami moves up to ninth in the AP poll marking the Hurricanes' **first top-10 ranking since March 1, 1960**.
- **March 1, 1999** - **Tim James and Johnny Hemsley** are both named **first-team All-BIG EAST**.
- **March 2, 1999** - **Tim James** is named **BIG EAST Co-Player of the Year** with Connecticut's Richard Hamilton, **Johnny Hemsley** is named the **BIG EAST Most Improved Player** and **Leonard Hamilton** is named

the **BIG EAST Coach of the Year** for the second time of his career.

- **March 5, 1999** - **Vernon Jennings** hands out eight assists against St. John's and passes Michael Gardner into **first place on UM's single season assist list**.
- **March 7, 1999** - Miami receives its second consecutive NCAA Tournament bid. The Hurricanes are seeded No. 2 in the East Region marking the highest seed in school history.
- **March 8, 1999** - **Tim James** is named **third-team All-America** by the Associated Press becoming the fourth Hurricane in school history and first player since the rebirth of the program earn All-America honors.
- **March 12, 1999** - Miami defeats Lafayette College, 75-54, in its opening round game at the FleetCenter in Boston, MA. The win marks the **first NCAA Tournament victory in school history** and ties the school record for wins in a season (23). Junior forward Johnny Hemsley sets a school record and tied the East Regional record connecting on nine three-pointers.
- **March 16, 1999** - Tim James is named third-team All-America by the National Association of Basketball Coaches.
- **June 30, 1999** - **Tim James** is **selected by Miami Heat with the 25th pick of first round in the 1999 NBA Draft** in Washington, DC. James is the first Hurricane to be drafted since 1995 and the first Hurricane to be selected in the first round since 1965.



Tim James was named the 1998-99 BIG EAST Co-Player of the Year.

1985-86 Miami Hurricanes




First Row (L-R): Manager Kevin Nord, Kevin Presto, Terrell Roberson, Joel Warren, Robert Selby, Darrell Glenn, Brian Heller, Bryan Hughes.
Back Row (L-R): Eric Brown, Terance Hare, Mike Noblet, Tim Harvey, Mark Richardson, Robert Schneckenberg, Tim Dawson, Dennis Burns.

Hurricane Basketball Captains




1926-27	Rodger Ashman
1927-28	Rodger Ashman
1928-29	Rodger Ashman
1939-40	Tom Hilbish
1940-41	Tom Hilbish
1941-42	John Tobin
1948-49	Abe Friedman
1951-52	Sy Chadroff
1952-53	Howard Keene
1954-55	Harold Arterburn
1955-56	Dick Miani
1956-57	Gene Stage
1957-58	Marty Burdette
1958-59	Joe Gardner
1959-60	Bruce Applegate
1960-61	Dick Hickox
1961-62	Julie Cohen
1962-63	Kenny Allen
1963-64	Wayne Beckner
1964-65	Wayne Beckner
1995-96	Steven Edwards
	Alex Fraser
1996-97	Alex Fraser
	Torey McCormick*
	Kevin Norris*


*-Assistant Captain




Ken Allen



John Tobin




Dick Miani




Alex Fraser


1,000 Point Club




Rick Barry
(1962-65)
2,298



Eric Brown
(1985-89)
2,270




Don Curnutt
(1967-70)
2,006




Tim James
(1985-1989)
1,156



Dennis Burns
(1985-89)
1,594



Dick Hickox
(1958-61)
1,529




Steven Edwards
(1992-96)
1,383




Ron Godfrey
(1958-61)
1,384




Mike Wittman
(1964-67)
1,319



Joe Wylie
(1988-91)
1,297




Willie Allen
(1968-71)
1,293




Mike McCoy
(1968-63)
1,231




Gene Stage
(1955-58)
1,192



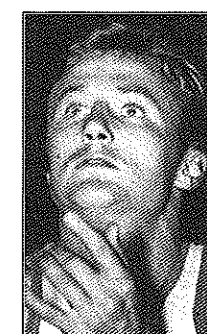
Rusty Parker
(1985-89)
1,190




Kevin Presto
(1985-89)
1,156



Constantin Popa
(1991-95)
1,132



Whitey Campbell
(1946-50)
1,076




Julie Cohen
(1958-62)
1,042



Dick Miani
(1952-56)
1,042




Jerome Scott
(1988-92)
1,038




Rick Jones
(1964-67)
1,029




Hurricane Lettermen




Trevor Burton
(1989-93)




Wayne Canaday
(1968-70)




Tim Dawson
(1985-88)



Steven Edwards
(1992-96)



Tim Harvey
(1985-87)



Tito Harford
(1986-88)

A	
Adams, Brandon	1988-92
Angelus, Charles	1945-46
Alix, Lou	1961-62
Allen, Ken	1960-63
Allen, Willie	1968-71
Alter, Foster	1930-31
Applegate, Bruce	1958-61
Arterburn, Harold	1953-55
Ashman, Rodger	1926-29

B	
Barker, Chuck	1994-96
Barnes, Lucas	1996-98
Barry, Rick	1962-65
Bates, John	1963-64, 1965-67
Bazil, Alex	1940-41
Beckner, Wayne	1962-65
Berghoff, Dick	1957-58
Bland, Mario	1996-99
Bleier, Ted	1927-29
Boyle, Gene	1939-40
Brown, Eric	1985-89
Burdette, Marty	1955-58
Burns, Dennis	1985-89
Burton, Trevor	1989-93
Butts, Bernie	1962-64
Byars-Dawson, Mike	1997-99

C	
Caldwell, Justin	1989-91
Cambell, Bob "Whitey"	1946-50
Canaday, Wayne	1968-70
Cantrell, Dennis	1967-70
Carboneau, Harold	1927-28
Carifeo, George	1940-42
Carroll, Bob	1947-48
Carson, James	1952-55
Catha, Larry	1926-29
Chadroff, Sy	1949-52
Clark, Adam	1991-93
Clark, Clifton	1995-97
Cobb, Don	1947-49
Coelho, João Paulo	1998-99
Cohen, Julie	1959-62
Contreras, Edward	1956-59
Corcoran, John	1938-39
Courtney, Cliff	1927-28
Crowe, Luke	1930-31
Curcio, Mike	1996-98
Curnutt, Don	1967-70

D	
Dampier, John	1963-65
Davis, Jerry	1956-57, 1958-59
Davis, Howard	1938-40
Davis, Will	1992-97
Dawson, Tim	1985-88
Denton, Bob	1952-54
Donovan, Nick	1995-99
Douglas, Bob	1941-42
Doyle, Keith	1945-46
Dunn, Eddie	1938-39
Dunn, Mitchell	1994-95
Dusewicz, Adam	1991-94

E	
Edwards, Lou	1945-47
Edwards, Steven	1992-96
Elliott, Doug	1989-91
Evans, John	1928-29, 1930-31

F	
Ferrara, Tony	1947-50
Fisher, Michael	1946-47
Focht, Dick	1950-51
Franklin, Alfred "Red"	1927-29
Fraser, Alex	1993-97
Frazier, Steve	1992-96, 97-98
Friedman, Abe	1946-50
Friedman, Mike	1955-56

G	
Gardner, Joe	1956-59
Gardner, Michael	1991-94
Gay, Charles	1969-70
Gee, Junior	1964-67
Glenn, Darrell	1985-86
Godfrey, Ron	1958-61
Green, Bob	1963-67
Green, Tom	1967-69
Grist, Joe	1949-51
Grob, Charles	1963-66
Guimento, Chuck	1938-40

H	
Hagan, Arthur	1945-46
Hamilton, George	1938-39
Hammond, Dod	1959-60
Hanley, Charles	1967-68
Hansen, Louis	1928-29, 1930-31
Harris, Lionel	1970-71
Harvey, Tim	1985-87
Heffer, Larry	1961-62
Hemsley, Johnny	1996-99
Hickox, Dick	1958-61
High, Tshombe	1993-94
Hilbish, Tom	1938-41
Hill, Dan	1930-31
Hoban, Gene	1954-56
Hocker, Thomas	1987-90
Hoffman, Richard	1951-53
Hollier, Charles	1961-63
Horford, Tito	1986-88
Houston, Kevin	1998-99
Howard, Lemuel	1986-87
Howell, Douglas	1953-55
Hubbard, Lee	1970-71
Hughes, Bryan	1985-87
Hutslar, Mike	1967-70

I	
Ibach, Ervin	1946-49
Ingemi, Mike	1947-48
Isles, David	1994-95


J	
James, Harvey	1945-46
James, Tim	1995-99
Jennings, Vernon	1996-99
Johnson, Jamal	1993-94
Jones, Rick	1964-67
Jupin, Gene	1941-42

K	
Kahn, Andy	1990-91
Kasulin, Al	1941-42
Keene, Howard	1950-53
Kees, James	1940-41
Kessler, Larry	1962-63
Kichefski, Robert	1954-55
Kieserman, Jim	1991-92
Kisker, David	1970-71
Klein, Richard	1970-71
Klima, Edward	1953-56
Kojkowski, Stanley	1955-57
Konel, Dave	1939-40
Krutulis, Joe	1939-42


Hurricane Lettermen




Jake Morton
(1989-93)



Constantin Popa
(1991-95)




Kevin Presto
(1985-89)



Robert Spagnolo
(1969-71)



Hammie Ward
(1989-93)



Joe Wylie
(1988-91)

L	
Landis, Dave	1958-60
Law, Rick	1969-71
Lawrence, Anthony	1991-93
Lawrence, Bruce	1954-55
Lawrence, Pat	1991-94
Lee, Harford	1940-41
Leidy, Bob	1957-58
Lipchick, Pete	1945-46
Logan, Samarr	1989-92
Lutsky, Kal	1946-47
Lyons, Herman	1927-29

M	
MacDonald, Mackey	1948-51
Manuel, Todd	1997-98
Manushaw, Harry	1958-61
Marcus, Stewart	1963-66
Masters, Tom	1966-69
McClellan, William	1948-49
McCormick, Torey	1993-97
McCoy, Mike	1960-63
McGuire, John	1926-28
McNulty, Joe	1946-48
Mell, John	1945-46
Mercurio, Marion	1928-29
Miani, Richard	1952-56
Moore, Bruce	1987-89
Morris, Edwin	1955-58
Morton, Jake	1988-93
Munley, Joe	1956-58
Murray, Robert	1954-55
Musante, Andy	1941-42

N	
Nebel, Norm	1957-59
Nicholas, Dave	1952-53
Noblet, Mike	1985-87
Norris, Kevin	1994-98
Noti, Charles	1966-68
Nugent, Nick	1955-56
Nylin, Bob	1969-70

O	
O'Brien, Jimmy	1926-27
Oesch, Harold	1938-39
O'Neil, Jack	1951-52
Oram, Harold	1926-28
O'Riordan, Kevin	1970-71
Osbourne, John	1968-70

P	
Parker, Chris	1991-94
Parker, Rusty	1965-68
Patrican, Don	1963-66
Pearson, Lorenzo	1992-96
Poinitz, Reggie	1987-89
Popa, Constantin	1991-95
Presto, Kevin	1985-89
Prieto, Ernest	1953-56

R	
Randon, Joseph	1988-92
Rich, Steve	1993-96
Richardson, Mark	1985-89
Roberson, Terrell	1985-86
Rodgers, Dan	1965-68
Rosa, Anthony	1992-96
Ross, Joe	1987-91
Ryan, Jack	1948-49
Ryskamp, Kenneth	1954-55

S	
Salmons, John	1998-99
Schayowitz, Willie	1951-54
Schlie, Jerry	1997-99
Schneckenberg, Bob	1985-87
Schneider, Jack	1949-52
Schuler, Harold	1946-47
Schuyler, Charles	1947-48
Scott, Jerome	1988-92
Scott, Tom	1940-41
Shapiro, Bruce	1959-61
Shipe, Paul	1990-91
Silvis, Richard	1951-52
Simmons, Michael	1998-99
Sistik, Phil	1945-46
Skalaski, Charles	1945-46
Snell, Willie	1970-71
Snider, Martin	1958-60
Soens, Bill	1966-68
Solie, Lloyd	1927-29, 1930-31
Spagnolo, Bob	1969-71
Spisak, Jack	1959-60, 1961-63
Stage, Gene	1955-58
Stanton, Bob	1926-28
Stavreti, Carl	1960-63
Stavreti, Chris	1959-62
Steiner, Bob	1955-56, 1957-58
Stevenson, Jerry	1967-69
Strong, Donald	1970-71
Swaby, Ochiel	1991-92

T	
Talbot, Robert George	1956-57
Thistlethwaite, Mark	1956-57
Timpf, Brad	1992-96
Tobin, John	1939-42
Tracy, Art	1939-40
Tucker, Dick	1939-41
Turonis, Pete	1956-57
Tyler, Elton	1997-99

V	
Volkman, Mike	1964-66


W	
Waggoner, Jaime	1994-98
Walker, Jermaine	1996-97
Ward, Hammie	1989-93
Warren, Joel	1985-89
Weinstein, Gerald	1946-50
Welch, Ron	1968-70
Westover, Brian	1970-71
Williams, Levertis	1987-89
Wimbley, Dwayne	1997-99
Wiseman, Charles	1997-98
Wittman, Mike	1964-67
Woods, Lee	1960-63
Wrench, Roger	1949-52
Wylie, Joe	1988-91

Y	
Yanuck, Mel	1950-53
Younts, Austin	1928-29
Yovicsin, Anthony	1946-47

Post-Season Tournament Teams

1959-60 University of Miami Men's Basketball


23-4 Record
NCAA Tournament - First Round



Front Row (left to right): Bruce Shapiro, Martin Snider, Dave Landis, Ken Allen, Richard Grant (Mgr.), Julie Cohen, Chris Stavretti, Dick Hickox.
Back Row: Coach Gene Stage, Mickey Harper, Jack Spisak, Dod Hammond, Harry Manushaw, Ron Godfrey, Bruce Applegate, Head Coach Bruce Hale.

1962-63 University of Miami Men's Basketball

23-5 Record
National Invitational Tournament
Second Round



Front Row (left to right): Greg Meyer, Wayne Beckner, Rick Barry, Mike McCoy, Lee Woods, Jack Spisak.
Second Row: Carl Stawedi, Larry Kessler, Ed Fults, Bernie Butts, Kenny Allen.
Not Pictured: Chuck Holiber.

1960-61 University of Miami Men's Basketball


20-7 Record
National Invitational Tournament - First Round



Front Row (left to right): Bruce Shapiro, Carl Stavretti, Dick Hickox, Julie Cohen, Ken Allen, Chris Stavretti.
Second Row: Jack Spisak, Mike McCoy, Ron Godfrey, Harry Manushaw, Bruce Applegate, Lou Alix, Lee Woods.

1963-64 University of Miami Men's Basketball

20-7 Record
National Invitational Tournament - First Round




Standing (left to right): Bob Paterson, Bernie Butts, Charles Holiber, Clark Connors, Wayne Beckner, Rick Barry, Charles Grob, Don Patrican, John Bates, Stewart Marcus, John Dampier, Bob Green, Larry Kessler.
Kneeling: Head Coach Bruce Hale

Post-Season Tournament Teams

1994-95 University of Miami Men's Basketball


15-13 Record, 9-9 BIG EAST
National Invitational Tournament - First Round



Front Row (left to right): Head Coach Leonard Hamilton, Assistant Coach Scott Howard, Mitchell Dunn, Chuck Barker, Steve Frazier, Anthony Rosa, Kevin Norris, Torey McCormick, Jaime Waggoner, Assistant Coach Mike Jaskulski, Assistant Coach Silas McKinnie.
Back Row: Manager Tom Kenna, Manager Mark Lawrence, Manager Andrew Sklarz, Steven Edwards, David Isles, Steve Rich, Will Davis, Constantin Popa, Brad Timpf, Lorenzo Pearson, Alex Fraser, Manager Pierre Butler, Manager Chris Parker, Manager Adam Lorbar.

1997-98 University of Miami Men's Basketball


18-10 Record, 11-7 BIG EAST
NCAA Tournament - First Round



Front Row (left to right): Head Coach Leonard Hamilton, Assistant Coach Stan Jones, Vernon Jennings, Mike Byars-Dawson, Steve Frazier, Mike Curcio, Kevin Norris, Jaime Waggoner, Todd Manuel, Charles Wiseman, Assistant Coach Pat Smith, Assistant Coach Dwight Freeman.
Back Row: Administrative Assistant Jim Meil, Lucas Barnes, Johnny Hemsley, Tim James, Elton Tyler, Dwayne Wimbley, Mario Bland, Jerry Schlis, Assistant Strength Coach Mike Bradley.

1996-97 University of Miami Men's Basketball


16-13 Record, 9-9 BIG EAST
National Invitational Tournament - First Round



Front Row (left to right): Head Coach Leonard Hamilton, Assistant Coach Mike Jaskulski, Clifton Clark, Vernon Jennings, Mike Curcio, Anthony Rosa, Kevin Norris, Jaime Waggoner, Torey McCormick, Assistant Coach Dwight Freeman, Assistant Coach Stan Jones.
Back Row: Manager Andrew Sklarz, Manager Andrew Blomberg, Manager Dan Spainhour, Lucas Barnes, Mario Bland, Tim James, Will Davis, Nick Donovan, Alex Fraser, Johnny Hemsley, Manager Randy Lee, Manager Jake Butler, Manager Jethro Hillman, Assistant Strength Coach Mike Bradley.

1998-99 University of Miami Men's Basketball


1998-99 University of Miami Men's Basketball
23-7 Record, 15-3 BIG EAST
NCAA Tournament - Second Round



Front Row (L-R): Head Coach Leonard Hamilton, Assistant Coach Stan Jones, Vernon Jennings, Paulo Coelho, Michael Simmons, Mike Curcio, Mike Byars-Dawson, Todd Manuel, Johnny Hemsley, Jerry Schlis, Scott Howard, Dwight Freeman.
Back Row: Manager Adam Blomberg, Trainer Carlton Anderson, Administrative Assistant Jim Meil, John Salmons, Tim James, Elton Tyler, Nick Donovan, Dwayne Wimbley, Mario Bland, Kevin Houston, Strength Coach Kevin Tolbert, Manager Jesus Labrada, Manager Jethro Hillman.

Post-Season Tournament Teams

Post-Season Results



Tim James jumps center against UCLA's J.R. Henderson in the opening round of the 1998 NCAA Tournament.

NCAA (1-3) vs. Western Kentucky

3-8-60.....L..... 107-84..... (MC)
MC-Memorial Coliseum, Lexington, KY

vs UCLA


3-13-98.....L..... 65-62..... (GD)
GD-Georgia Dome, Atlanta, GA

vs Lafayette

3-12-99.....W..... 75-54..... (FC)

vs Purdue

3-14-99.....L..... 73-63..... (FC)
FC-FleetCenter, Boston, MA



In 1994-95, Steven Edwards helped lead UM to the National Invitational Tournament, its first postseason appearance since 1964.

NIT (1-5) vs. St. Louis

3-16-61.....L..... 58-56..... (MSG)
MSG-Madison Square Garden, New York, NY

vs. St. Francis (NY)

3-16-63.....W..... 71-70..... (MSG)
MSG-Madison Square Garden, New York, NY

vs. Providence

3-19-63.....L..... 106-96..... (MSG)
MSG-Madison Square Garden, New York, NY

vs. St. Joseph's (PA)

3-12-64.....L..... 86-76..... (MSG)
MSG-Madison Square Garden, New York, NY

vs. Penn State


3-15-95.....L..... 62-56..... (RH)
RH-Rec Hall, University Park, PA

vs. Michigan

3-13-97.....L..... 76-63..... (CA)
CA-Crisler Arena, Ann Arbor, MI

All-Americans


Dick Hickox, 1960 (AP 2nd Team, UPI 2nd Team)



YEAR	GP	FG-FGA	FG%	FT-FTA	FT%	REB	RPG	PTS	PPG
1958-59	25	161-378	.426	131-162	.809	98	3.9	453	18.1
1959-60	27	219-460	.476	158-198	.798	100	3.7	596	22.1
1960-61	27	180-437	.412	120-152	.788	138	5.1	480	17.8

TOTALS 79 560-1275 .439 409-512 .799 336 4.3 1529 19.4


Rick Barry, 1965 (Consensus First Team)



YEAR	GP	FG-FGA	FG%	FT-FTA	FT%	REB	RPG	PTS	PPG
1962-63	24	162-341	.475	131-158	.829	351	14.6	455	19.0
1963-64	27	314-572	.549	242-287	.843	448	16.6	870	32.1
1964-65	26	340-651	.522	292-341	.859	475	18.3	973	37.4

TOTALS 77 816-1564 .522 665-786 .846 1274 16.5 2298 29.8


Don Curnutt, 1970 (AP 2nd Team, UPI 2nd Team)



YEAR	GP	FG-FGA	FG%	FT-FTA	FT%	REB	RPG	PTS	PPG
1967-68	28	268-559	.480	99-120	.825	64	2.3	635	22.7
1968-69	24	262-613	.428	138-170	.812	72	3.0	662	27.6
1969-70	25	283-644	.439	143-166	.861	54	2.2	709	28.4

TOTALS 77 813-1816 .448 380-456 .833 190 2.5 2006 26.1


Tim James, 1999 (AP 3rd Team, NABC 3rd Team)



YEAR	GP	FG-FGA	%	3FG-3FGA	%	FT-FTA	%	REBS	RPG	PTS	PPG
1995-96	28	117-221	.529	2-6	.333	46-85	.541	151	5.4	282	10.1
1996-97	29	165-380	.434	2-8	.250	73-120	.608	196	6.8	405	14.0
1997-98	28	184-379	.485	4-17	.235	97-144	.674	263	9.4	469	16.8
1998-99	30	215-451	.477	12-41	.293	115-165	.697	246	8.2	557	18.6

TOTALS 115 681-1431 .476 20-72 .278 331-514 .644 856 7.4 1713 14.9


Retired Jerseys




#24 Rick Barry

The first basketball jersey to be retired at the University of Miami was number 24 in honor of Rick Barry, the Hurricanes' all-time leading scorer. Barry, UM's lone consensus first team All-American, led the Hurricanes to a 65-16 record and a pair of post-season berths in this three years. Barry, who finished his UM career with 2,298 points and 1,274 rebounds,

is the only Hurricane to top both the 2,000-point and the 1,000-rebound barrier. He still owns five UM career records and numerous single-season records. Barry was inducted into the Basketball Hall of Fame in Springfield, MA in 1986. He is the only player in basketball history to win single-season scoring titles in the NCAA, NBA and ABA.



Tim James had his jersey retired in a ceremony prior to the Hurricanes regular-season finale versus Rutgers on February 27, 1999.



#40 Tim James

On Feb. 27, 1999 Tim James became just the second Hurricane to have his number retired. During his four seasons at UM, James was a positive influence both on and off the court. A Miami native, James was very active in the community working with the "Join a Team, Not a Gang" program and speaking to local youth groups on the importance of staying in school and saying no to drugs. James, the only player to record over 1,500 career points, 800 career rebounds and 200 career blocked shots, helped lead the Hurricanes into the national spotlight. During his four seasons Miami registered a 68-41 (.624) record, four consecutive winning seasons

and three consecutive post season appearances including the school's first NCAA Tournament bid since 1960. Miami's win total and winning percentage during his four seasons were the highest since UM registered a 69-37 (.651) record from 1964-68. The 6-7 forward ranks fourth on Miami's career scoring list (1,713 points), fifth on the career rebounding list (856 rebounds) and second on the career blocked shots list (224 blocks). James, a two-time first team All-BIG EAST selection, was named third-team All-America by both the Associated Press and National Association of Basketball Coaches as a senior, as well BIG EAST Co-Player of the Year.

NBA Draft Selections




UM Players selected in the NBA (National Basketball Association) Draft:


Player	Team	Year	Round-Overall pick
Dick Miani	New York Knickerbockers	1956	Knicks' 10th selection
Mike McCoy	Detroit Pistons	1963	3rd Round-21st overall
Rick Barry	San Francisco Warriors	1965	1st Round-2nd overall
Mike Wittman	St. Louis Hawks	1967	5th Round-49th overall
Rusty Parker	Atlanta Hawks	1968	5th Round-61st overall
Bill Soens	Philadelphia 76ers	1968	11th Round-145th overall
Don Curnutt	New York Knickerbockers	1970	10th Round-170th overall
Wayne Canady	Portland Trail Blazers	1970	15th Round-218th overall
Willie Allen	Baltimore Bullets	1971	4th Round-60th overall
Tito Horford	Milwaukee Bucks	1988	2nd Round-39th overall
Joe Wylie	Los Angeles Clippers	1991	2nd Round-38th overall
Constantin Popa	Los Angeles Clippers	1995	2nd Round-53rd overall
Tim James	Miami Heat	1999	1st round-25th overall

UM Players selected in the ABA (American Basketball Association) Draft:


Player	Team	Year	Round
Mike Wittman	Anaheim Amigos	1967	12th Round
Bill Soens	New York Nets	1968	10th Round
Rusty Parker	Oakland Oaks	1968	8th Round
Don Curnutt	Indiana Pacers	1970	7th Round
Willie Allen	Miami Floridians	1971	12th Round



Tito Horford, boxing out Hakeem Olajuwon of the Houston Rockets, was selected in the second round of the 1988 NBA draft by the Milwaukee Bucks.




In 1999 Tim James became the second player in UM history to be selected in the first round of the NBA Draft.



university of miami basketball



university of miami basketball



university of miami basketball



university of miami basketball


university of miami basketball



99-00



available @ niketown



HOOPS FOR THE NEXT GENERATION

RECORDS

Records

143

Records

Team Records

Game

Most Points Scored: vs. Rollins, 1965	148
Most Points Scored Against: by UCLA, 1970	127
Other Top Scoring Games vs. Rollins, 1963	144
vs. Tampa, 1965	141
vs. Tampa, 1965	136
vs. Tampa, 1964	134
vs. Rollins, 1965	128
vs. Jacksonville, 1965	127
vs. Rollins, 1964	127
vs. Florida Southern, 1965	124
vs. La Salle, 1964	121
vs. Florida Southern, 1960	121
Most Points in Loss: vs. Oklahoma City, 1962	113
Largest Margin of Victory: vs. Rollins, 1965	69
Biggest Total Score: vs. Tampa, 1965	255
Most Players Scoring in a Game: vs. Florida A&M, 1995	14
Most Field Goals Made: vs. Rollins, 1965	60
Highest Field Goal Percentage:	
vs. Coppin State (24 of 36), 1988	.667
vs. Bethune-Cookman (32 of 48), 1989	.667
3-Point Field Goals Made: vs. Georgetown, 1993	15
3-Point Field Goal Attempts: vs. Providence, 1993	30
3-Point Field Goal Percentage: vs. Connecticut (7 of 8), 1992	.875
Most Free Throws Made: vs. Tampa, 1956	46
Most Free Throws Attempted: vs. Kentucky-Wesleyan, 1957	61
Highest Free Throw Percentage:	
vs. Maryland (18 of 18), 1965	1.000
vs. Creighton (32 of 33), 1964	.970
Most Rebounds: vs. Northeastern Illinois, 1995	61
Most Assists: vs. Lehigh, 1991	29
Most Steals: vs. Florida International, 1991	18
Most Blocked Shots (Game): vs. Hartford, 1996	17
Most Blocked Shots (Half): vs. Hartford (1st half), 1996	13
Most Turnovers: vs. Georgetown, 1996	32
Most Personal Fouls: vs. Tampa, 1962	36
Most Total Personal Fouls (both teams): vs. Tampa, 1965	73
Fewest Personal Fouls: vs. Rollins, 1962	5
Fewest Total Personal Fouls (both teams): vs. Rollins, 1962	13

Miscellaneous

Most Consecutive Games with a Three-Point FGM: 1991-97	223*
---	------

*-streak is current entering the 1999-2000 season

Season

Most Victories: 1959-60, 1962-63, 1998-99	23
Most Defeats: 1991-92	24
Longest Winning Streak: 1946-47	14
Longest Losing Streak: 1993-94	17
Most Games Over 100 Points: 1988-89	11
Opp: 1988-89	10
Most Points: 1988-89	2,809
Opp: 1988-89	2,778
Highest Scoring Average: 1964-65	98.4
Opp: 1969-70	96.9
Most Rebounds: 1962-63	1,559
Opp: 1959-60	1,398
Most Field Goals Made: 1988-89	1,024
Opp: 1988-89	1,040
Most Field Goals Attempted: 1963-64	2,194
Opp: 1967-68	2,138
Field Goal Percentage: 1988-89 (1,024-2,083)	.492
Opp: 1988-89 (1,040-2,129)	.488
3-Point Field Goals Made: 1992-93	186
Opp: 1995-96	186
3-Point Field Goals Attempted: 1993	521
Opp: 1997-98	571
3-Point Field Goal Percentage: 1986-87, (127-332)	.383
Opp: 1986-87, (151-370)	.408
Most Free Throws Made: 1959-60	663
Opp: 1955-56	597
Most Free Throws Attempted: 1956-57	914
Opp: 1955-56	909
Free Throw Percentage: 1964-65 (642-807)	.796
Opp: 1969-70, (537-743)	.723
Most Assists: 1988-89	583
Opp: 1988-89	516
Most Steals: 1988-89	287
Opp: 1987-88	288
Most Blocked Shots: 1987-88	175
Opp: 1991-92	129
Most Turnovers: 1998-99	575
Opp: 1988-89	542
Most Personal Fouls: 1991-92	701
Opp: 1998-99	587

Records

144

Records

Individual Game Records			
Points Scored Rick Barry vs. Rollins, 1965 59 Rick Barry vs. Tampa, 1965 55 Rick Barry vs. Florida Southern, 1965 54 Rick Barry vs. Jacksonville, 1964 52 Rick Barry vs. Tampa, 1965 51 Rick Barry vs. Oklahoma City, 1965 51 Rick Barry vs. Rollins, 1964 50 Rick Barry vs. Houston, 1965 50 Mike McCoy vs. Rollins, 1963 48 Sy Chadroff vs. Rollins, 1952 47			
Field Goals Made Rick Barry vs. Houston, 1965 21 Rick Barry vs. Rollins, 1965 20 Rick Barry vs. Rollins, 1965 20 Mike McCoy vs. Rollins, 1963 20 Rick Barry vs. Rollins, 1964 19 Rick Barry vs. Jacksonville, 1964 19 Rick Barry vs. Oklahoma City, 1965 19 Mike Wittman vs. Oklahoma City, 1965 19 Sy Chadroff vs. Rollins, 1952 18 John Dampier vs. Army, 1964 18 Rick Barry vs. Yale, 1965 18 Wayne Beckner vs. Tampa, 1965 18 Steve Rich vs. St. John's, 1996 18			
3-Point Field Goals Made Johnny Hemsly vs. Lafayette, 1999 . . . 9 Samarr Logan vs. Boston College, 1990 8 Steven Edwards vs. Georgetown, 1993 6 Steven Edwards vs. Pittsburgh, 1993 6 Steven Edwards vs. Seton Hall, 1994 6 Jake Morton vs. North Carolina, 1990 6 Kevin Presto vs. New Mexico, 1987 6 Kevin Presto vs. Armstrong State, 1987 6 Steven Edwards vs. Robert Morris, 1994 6 Steven Edwards vs. Pittsburgh, 1995 5 Steven Edwards vs. Florida Atlantic, 1995 5 Steven Edwards vs. St. John's, 1993 5 Steven Edwards vs. Seton Hall, 1993 5 Trevor Burton vs. Georgetown, 1993 5 Jake Morton vs. Georgetown, 1993 5 Steve Frazier vs. Florida Atlantic, 1995 5 Steven Edwards vs. Rutgers, 1996 5 Kevin Norris vs. Seton Hall, 1998 5			
3-Point Field Goals Attempted Steven Edwards vs. Robert Morris, 1994 13 Steven Edwards vs. Boston College, 1996 13 Johnny Hemsly vs. Lafayette, 1999 . . 12 Steven Edwards vs. Pittsburgh, 1993 12 Kevin Presto vs. New Mexico, 1987 12 Steven Edwards vs. Boston College, 1995 12 Steven Edwards vs. Seton Hall, 1996 12 12 occasions 11			
3-Point Field Goal Percentage (Minimum 4 Attempts) Trevor Burton vs. Georgetown, 1993 (5-5) 1.000 Samarr Logan vs. Davidson, 1990 (5-5) 1.000 Leveris Williams vs. FIU, 1988 (5-5) 1.000 Jerome Scott vs. Pittsburgh, 1992 (4-4) 1.000 Joel Warren vs. Marist, 1988 (4-4) 1.000 Jake Morton vs. Georgetown, 1993 (5-6)833 Steve Frazier vs. FAU, 1995 (5-6)833 Jake Morton vs. BYU, 1989 (4-5)800 Jake Morton vs. Stanford, 1989 (4-5)800 Kevin Presto vs. BYU, 1989 (4-5)800 Trevor Burton vs. Davidson, 1991 (4-5)800 Joe Ross vs. Florida, 1991 (4-5)800			
Free Throws Made Ron Godfrey vs. Okla. City, 1960 22 Rick Barry vs. Florida Southern, 1965 22 Rick Barry vs. St. Joseph's (PA), 1964 19 Rick Barry vs. Rollins, 1965 19 Joe Munley vs. Ky.-Wesleyan, 1957 17 Rick Barry vs. San Francisco, 1964 17 Rick Barry vs. St. Mary's, 1965 17 Rick Barry vs. Tampa, 1965 17 Dick Hickox vs. Stetson, 1959 16 8 occasions 15			
Rebounds Rick Barry vs. Oklahoma City, 1965 29 Wayne Canaday vs. Bucknell, 1969 28 Harry Manushaw vs. Florida St., 1959 27 Rick Barry vs. Rollins, 1965 27 Harry Manushaw vs. Morehead St., 1959 26 Rick Barry vs. Cornell, 1963 25 Rusty Parker vs. Florida State, 1968 25 Harry Manushaw vs. Toronto, 1959 24 Rick Barry vs. Houston, 1965 24 Rick Barry vs. Tampa, 1965 24 Wayne Beckner vs. Rollins, 1963 24			
Assists Michael Gardner vs. Pittsburgh, 1993 14 Bryan Hughes vs. The Citadel, 1985 13 Vernon Jennings vs. Pittsburgh, 1999 . 12 Thomas Hocker vs. Florida State, 1990 12 Thomas Hocker vs. Tulane, 1990 12 Vernon Jennings vs. Syracuse, 1999 . . 11 Kevin Presto vs. Alabama State, 1987 11 Jerome Scott vs. St. Joseph's (PA), 1991 11 Michael Gardner vs. Syracuse, 1993 11 Kevin Norris vs. Florida Atlantic, 1997 11 Thomas Hocker vs. Colgate, 1987 10 Thomas Hocker vs. Maryland-E.S., 1988 10 Jerome Scott vs. North Carolina, 1990 10 Thomas Hocker vs. C. Connect. St., 1990 10			
Steals Jerome Scott vs. FIU, 1991 9 Bryan Hughes vs. Rider, 1985 6 Michael Gardner vs. UNC-Wilm., 1992 6 Torey McCormick vs. Florida A&M, 1993 6 Torey McCormick vs. Seton Hall, 1994 6 Kevin Norris vs. UNCC, 1997 6 Kevin Norris vs. East Kentucky, 1997 6 Kevin Norris vs. Notre Dame, 1998 6 Tim James vs. Notre Dame, 1998 6 Vernon Jennings vs. Providence, 1999 . 6			
Blocked Shots Constantin Popa vs. Florida Atlantic, 1992 8 Tim James vs. West Virginia, 1996 8 Tito Horford vs. South Carolina, 1987 7 Constantin Popa vs. Beth.-Cookman, 1993 7 Constantin Popa vs. St. John's, 1995 7 Tim James vs. Memphis, 1998 6 Tim James vs. Pittsburgh, 1999 6 Tito Horford vs. UMBC, 1988 6 Tito Horford vs. Monmouth, 1988 6 Tito Horford vs. Brigham Young, 1988 6 Dennis Burns vs. New Mexico, 1989 6 Constantin Popa vs. Providence, 1993 6 Constantin Popa vs. Seton Hall, 1993 6 Tim James vs. Pittsburgh, 1996 6 Tim James vs. Hartford, 1996 6 Tim James vs. UNC Charlotte, 1997 6			
Returning Players in Bold			
<div> <div> Most Points: 58, Danny Ferry (Duke), 12-10-88 Most Field Goals Made: 23, Danny Ferry (Duke), 12-10-88 Most Field Goals Attempted: 31, Victor Page (Georgetown), 3-6-97 Highest FG%: 1.000 (7-7), Greg Buckner (Clemson), 12-20-94 Most 3-PT FGM: 8, Ray Allen (Connecticut), 1-31-95 </div> <div> Most 3-PT FGA: 16, Billy Donovan (Providence), 1-20-87 Highest 3-PT FG%: 1.000 (5-5), Jerry McCullough (Pittsburgh), 1-12-94 Most Free Throws Made: 17, Jason Lawson (Villanova), 3-5-94 Most Free Throws Attempted: 21, Jason Lawson (Villanova), 3-5-94 Highest FT%: 1.000 (12-12), Othella Harrington (Georgetown), 3-3-93 </div> <div> Most Rebounds: 24, Darrell Coleman (South Florida), 3-1-88 Most Assists: 14, Tommy Amaker (Duke), 2-19-86 Most Turnovers: 9, Michael Anderson (Barry), 11-23-91 Most Blocked Shots: 8, Byron Tucker (George Mason), 11-23-90 Most Steals: 8, Eric Murdock (Providence), 1-27-88 </div> </div>			
Records	145	Records	

Individual Season Records

Points Scored

Rick Barry, 1964-65 (26)	973
Rick Barry, 1963-64 (27)	870
Eric Brown, 1988-89 (31)	765
Don Curnutt, 1969-70 (25)	709
Don Curnutt, 1968-69 (24)	662
Don Curnutt, 1967-68 (28)	635
Dick Hickox, 1959-60 (27)	596
Mike Wittman, 1966-67 (26)	585
Mike Wittman, 1965-66 (26)	567
Rusty Parker, 1967-68 (28)	558

Scoring Average

Rick Barry, 1964-65 (26)	37.4
Rick Barry, 1963-64 (27)	32.1
Don Curnutt, 1969-70 (25)	28.4
Don Curnutt, 1968-69 (24)	27.6
Eric Brown, 1988-89 (31)	24.7
Don Curnutt, 1967-68 (28)	22.7
Mike Wittman, 1966-67 (26)	22.3
Dick Hickox, 1959-60 (27)	22.1
Mike Wittman, 1965-66 (26)	21.8
Sy Chadroff, 1951-52 (22)	20.9

Field Goals Made

Rick Barry, 1964-65 (26)	340
Rick Barry, 1963-64 (27)	314
Don Curnutt, 1969-70 (25)	283
Don Curnutt, 1967-68 (28)	268
Don Curnutt, 1968-69 (24)	262
Eric Brown, 1988-89 (31)	255
Mike McCoy, 1962-63 (28)	237
Dick Hickox, 1959-60 (27)	219
Mike Wittman, 1966-67 (26)	219
Tim James, 1998-99 (30)	215

Field Goals Attempted

Rick Barry, 1964-65 (26)	651
Don Curnutt, 1969-70 (25)	644
Don Curnutt, 1968-69 (24)	613
Rick Barry, 1963-64 (27)	572
Don Curnutt, 1967-68 (28)	559
Mike McCoy, 1962-63 (28)	530
Dick Miani, 1955-56 (26)	488
Mike McCoy, 1961-62 (26)	485
John Dampier, 1963-64 (27)	483
Dick Hickox, 1959-60 (27)	460

Field Goal Percentage

(Minimum 200 Attempts)

Mario Bland, 1997-98 (122-200) . . . 610
Mario Bland, 1998-99 (125-212) . . . 590
Eric Brown, 1988-89 (255-437) . . . 584
Eric Brown, 1987-88 (193-333) . . . 580
Rusty Parker, 1965-66 (140-254) . . . 551
Rick Barry, 1963-64 (314-572) . . . 549
Tito Horford, 1987-88 (176-326) . . . 540
Steve Rich, 1995-96 (107-202) . . . 530
Tim James, 1995-96 (117-221) . . . 529
Constantin Popa, 1992-93 (145-275) . . . 527
Constantin Popa, 1994-95 (126-239) . . . 527
Rusty Parker, 1967-68 (214-406) . . . 527

3-Point Field Goals Made

Steven Edwards, 1992-93 (27)	79
Johnny Hemsley, 1998-99 (30) . . . 70	
Kevin Presto, 1986-87 (31)	69
Steven Edwards, 1995-96 (28)	65
Steven Edwards, 1994-95 (28)	64
Steven Edwards, 1993-94 (27)	57
Kevin Presto, 1988-89 (31)	54
Samarr Logan, 1990-91 (28)	47
Kevin Presto, 1987-88 (31)	47
Levertis Williams, 1988-89 (31)	46
Kevin Norris, 1997-98 (28)	46
Samarr Logan, 1989-90 (27)	40
Jake Morton, 1992-93 (27)	40

3-Point Field Goals Attempted

Steven Edwards, 1992-93 (27)	207
Steven Edwards, 1995-96 (28)	200
Steven Edwards, 1994-95 (28)	195
Johnny Hemsley, 1998-99 (30) . . . 175	
Kevin Presto, 1986-87 (31)	170
Steven Edwards, 1993-94 (27)	164
Kevin Presto, 1988-89 (31)	158
Samarr Logan, 1990-91 (28)	134
Kevin Norris, 1997-98 (28)	135
Levertis Williams, 1988-89 (31)	132
Kevin Presto, 1987-88 (31)	125
Jake Morton, 1989-90 (28)	122

3-Point Field Goal Percentage

(Minimum 30 Attempts)

Thomas Hocker, 1989-90 (27-55)	.491
Samarr Logan, 1989-90 (40-86)	.465
Mike Noblet, 1986-87 (27-62)	.435
Levertis Williams, 1987-88 (22-52)	.423
Trevor Burton, 1991-92 (18-43)	.419
Thomas Hocker, 1988-89 (13-31)	.419
Kevin Presto, 1986-87 (69-170)	.406
Johnny Hemsley, 1998-99 (70-175) . . 400	
Joel Warren, 1988-89 (13-33)	.394
Ochiel Swaby, 1991-92 (21-54)	.389
Jerome Scott, 1990-91 (33-86)	.384
Steven Edwards, 1992-93 (79-207)	.382

Free Throws Made

Rick Barry, 1964-65 (26)	293
Eric Brown, 1988-89 (31)	246
Rick Barry, 1963-64 (27)	242
Eric Brown, 1987-88 (30)	161
Ron Godfrey, 1959-60 (27)	159
Dick Hickox, 1959-60 (27)	158
Mike Wittman, 1965-66 (26)	151
Mike Wittman, 1966-67 (26)	147
Gene Stage, 1956-57 (26)	145
Don Curnutt, 1969-70 (25)	143
Joe Wylie, 1990-91 (28)	143

Free Throws Attempted

Rick Barry, 1964-65 (26)	341
Eric Brown, 1988-89 (31)	310
Rick Barry, 1963-64 (27)	287
Eric Brown, 1987-88 (30)	229
Willie Allen, 1970-71 (25)	227
Ron Godfrey, 1959-60 (27)	207
Mike Wittman, 1965-66 (26)	206
Dick Hickox, 1959-60 (27)	198
Joe Wylie, 1990-91 (28)	194
Willie Allen, 1969-70 (26)	188

Returning Players in Bold
Games Played in 0

Free Throw Percentage

Dod Hammond, 1959-60 (64-73)	.877
Rick Jones, 1965-66 (134-153)	.876
Don Curnutt, 1969-70 (143-166)	.861
Rick Barry, 1964-65 (293-341)	.859
Rick Barry, 1963-64 (242-287)	.843
Dick Miani, 1955-56 (139-166)	.837
Rick Barry, 1962-63 (131-158)	.829
Wayne Beckner, 1964-65 (106-128)	.828
Don Curnutt, 1967-68 (99-120)	.825
Jack Spisak, 1962-63 (89-109)	.816
Kevin Norris, 1997-98 (40-49)	.816

Rebounds

Rick Barry, 1964-65 (26)	475
Rick Barry, 1963-64 (27)	448
Harry Manushaw, 1958-59 (25)	372
Rick Barry, 1962-63 (24)	351
Mike McCoy, 1962-63 (28)	350
Mike McCoy, 1961-62 (26)	336
Bill Soens, 1966-67 (26)	330
Wayne Canaday, 1969-70 (26)	327
Edwin Morris, 1955-56 (26)	322
Harry Manushaw, 1959-60 (27)	321
Willie Allen, 1969-70 (26)	320

Assists*

Vernon Jennings, 1998-99 (30) . . . 167	
Michael Gardner, 1992-93 (27)	154
Kevin Norris, 1996-97 (29)	142
Thomas Hocker, 1989-90 (27)	139
Kevin Norris, 1997-98 (28)	138
Thomas Hocker, 1987-88 (31)	136
Bryan Hughes, 1985-86 (28)	129
Kevin Presto, 1986-87 (31)	117
Jerome Scott, 1990-91 (28)	111
Kevin Norris, 1995-96 (28)	111
Thomas Hocker, 1988-89 (30)	109
Kevin Presto, 1988-89 (31)	104
Steven Edwards, 1992-93 (27)	104
Kevin Norris, 1994-95 (28)	102

Steals*

Jerome Scott, 1991-92 (32)	77
Jerome Scott, 1990-91 (28)	70
Vernon Jennings, 1998-99 (30) . . . 60	
Steven Edwards, 1992-93 (27)	56
Michael Gardner, 1992-93 (27)	52
Kevin Norris, 1994-95 (28)	49
Dennis Burns, 1987-88 (31)	48
Clifton Clark, 1996-97 (29)	47
Kevin Norris, 1996-97 (29)	46
Jake Morton, 1989-90 (28)	45
Kevin Norris, 1995-96 (28)	45
Kevin Presto, 1986-87 (31)	44
Eric Brown, 1988-89 (31)	44

Personal Fouls

Hammie Ward, 1991-92 (32)	115
Constantin Popa, 1992-93 (27)	103
Constantin Popa, 1991-92 (32)	101
Kevin O'Riordan, 1970-71 (26)	101
Mike Hutsler, 1969-70 (23)	100
Ron Godfrey, 1960-61 (27)	100
Ron Godfrey, 1959-60 (27)	99
Tim Harvey, 1985-86 (27)	94

Blocked Shots*

Constantin Popa, 1992-93 (27)	85
Tito Horford, 1987-88 (30)	80
Tim James, 1998-99 (30)	65
Constantin Popa, 1991-92 (32)	64
Tim James, 1996-97 (29)	64
Constantin Popa, 1993-94 (27)	59
Constantin Popa, 1994-95 (28)	55
Tim James, 1995-96 (28)	50
Tim Harvey, 1985-86 (27)	46
Tito Horford, 1986-87 (25)	45
Tim James, 1997-98 (28)	45
Dennis Burns, 1987-88 (31)	42

Disqualifications

Ron Godfrey, 1960-61 (27)	9
Bill Soens, 1966-67 (26)	9
Bill Soens, 1967-68 (28)	9
Ed Morris, 1955-56 (26)	8
Ed Morris, 1956-57 (26)	8
Rusty Parker, 1965-66 (26)	8
Mike Hutsler, 1968-69 (24)	8
Mike Hutsler, 1969-70 (23)	8
Tim Harvey, 1985-86 (27)	8
Hammie Ward, 1990-91 (28)	8

Games Started

Hammie Ward, 1991-92 (32)	32
Jerome Scott, 1991-92 (32)	32
Tim James, 1998-99 (30)	30
Kevin Presto, 1986-87 (31)	29
Johnny Hemsley, 1998-99 (30) . . . 29	
Vernon Jennings, 1998-99 (30) . . . 29	
Tito Horford, 1987-88 (30)	29
Clifton Clark, 1996-97 (29)	29
Alex Fraser, 1996-97 (29)	29
Kevin Norris, 1996-97 (29)	29
Bryan Hughes, 1985-86 (28)	28
Kevin Presto, 1985-86 (28)	28
Dennis Burns, 1987-88 (31)	28
Eric Brown, 1988-89 (31)	28
Jerome Scott, 1990-91 (28)	28
Joe Wylie, 1990-91 (28)	28
Steven Edwards, 1994-95 (28)	28
Kevin Norris, 1995-96 (28)	28
Kevin Norris, 1997-98 (28)	28
Tim James, 1997-98 (28)	28

Minutes Played*

Jerome Scott, 1991-92 (32)	1,108
Jonny Hemsley, 1998-99 (30)	1,078
Jerome Scott, 1990-91 (28)	1,034
Kevin Presto, 1986-87 (31)	1,027
Eric Brown, 1988-89 (31)	1,016
Joe Wylie, 1989-90 (28)	971
Tito Horford, 1986-87 (25)	963
Michael Gardner, 1992-93 (27)	959
Tim James, 1998-99 (30)	956
Eric Brown, 1985-86 (28)	927
Eric Brown, 1986-87 (31)	924
Trevor Burton, 1992-93 (27)	914

20-Point Games

Rick Barry, 1963-64 (27)	24
Rick Barry, 1964-65 (26)	24
Eric Brown, 1988-89 (31)	24
Don Curnutt, 1968-69 (24)	21
Don Curnutt, 1969-70 (25)	21
Don Curnutt, 1967-68 (28)	19
Dick Hickox, 1959-60 (27)	17
Mike Wittman, 1966-67 (27)	17
Joe Wylie, 1990-91 (28)	15
Mike McCoy, 1961-62 (26)	14

30-Point Games

Rick Barry, 1963-64 (27)	19
Rick Barry, 1964-65 (26)	18
Don Curnutt, 1968-69 (24)	11
Don Curnutt, 1969-70 (25)	10
Eric Brown, 1988-89 (31)	9
Rusty Parker, 1967-68 (28)	5
Dick Hickox, 1959-60 (27)	4
John Dampier, 1963-64 (27)	4
Mike Wittman, 1966-67 (26)	4
Don Curnutt, 1967-68 (28)	4

Games Played



Constantin Popa, 1991-92	32
Jerome Scott, 1991-92	32
Hammie Ward, 1991-92	32

Consecutive

3-Pt. Field Goals Made

Johnny Hemsley vs. Lafayette, 1998-99 8	
Samarr Logan vs. Boston College, 1989-90	6
Steve Frazier vs. Florida Atlantic, 1994-95	5
Steven Edwards vs. Georgetown, 1995-96	4

Rick Barry, who still owns five UM career records, scored a school-record 973 points during the 1964-65 season and is the only player to lead the NCAA, NBA and ABA in single-season scoring.



Vernon Jennings' 167 assist last season set a UM single season record.


Individual Career Records

Points Scored (FG-FT)

Rick Barry, 1962-65 (816-666)	2,298
Eric Brown, 1985-89 (805-633)	2,270
Don Cumutt, 1967-70 (813-380)	2,006
Tim James, 1995-99 (681-331)	1,713
Dennis Burns, 1985-89 (690-205)	1,594
Dick Hickox, 1958-61 (560-409)	1,529
Steven Edwards, 1992-96 (419-290)	1,393
Ron Godfrey, 1958-61 (518-348)	1,384
Mike Wittman, 1964-67 (492-335)	1,319
Joe Wylie, 1988-91 (501-289)	1,297
Willie Allen, 1968-71 (482-329)	1,293
Mike McCoy, 1960-63 (524-183)	1,231
Gene Stage, 1955-58 (450-292)	1,192
Rusty Parker, 1965-68 (472-246)	1,190
Kevin Presto, 1985-89 (376-234)	1,156
Constantin Popa, 1991-95 (452-228)	1,132
Bob Campbell, 1946-50 (471-134)	1,076
Julie Cohen, 1959-62 (388-266)	1,042
Dick Miani, 1952-56 (392-258)	1,042
Jerome Scott, 1988-92 (359-235)	1,038
Rick Jones, 1964-67 (374-281)	1,029

Field Goals Made

Rick Barry, 1962-65	816
Don Cumutt, 1967-70	813
Eric Brown, 1985-89	805
Dennis Burns, 1985-89	690
Tim James, 1995-99	681
Dick Hickox, 1958-61	560
Mike McCoy, 1960-63	524
Ron Godfrey, 1958-61	518
Joe Wylie, 1988-91	501
Mike Wittman, 1964-67	492
Willie Allen, 1968-71	482



Steven Edwards finished his career as The BIG EAST Conference all-time leader in three-point field goals made and attempted.

Field Goal Attempts

Don Cumutt, 1967-70	1,816
Rick Barry, 1962-65	1,564
Eric Brown, 1985-89	1,504
Tim James, 1995-99	1,431
Dennis Burns, 1985-89	1,409
Dick Hickox, 1958-61	1,275
Mike McCoy, 1960-63	1,212
Sy Chadroff, 1949-52	1,132
Ron Godfrey, 1958-61	1,119
Steven Edwards, 1992-96	1,097
Willie Allen, 1968-71	1,060

Field Goal Percentage

(Minimum 4 FGM Per Game Played)

Eric Brown, 1985-89 (805-1504)	.535
Rick Barry, 1962-65 (816-1564)	.522
Donald Strong, 1970-71 (167-321)	.520
Rusty Parker, 1965-68 (472-915)	.516
Tito Horford, 1986-88 (313-613)	.511
Constantin Popa, 1991-95 (452-917)	.493
Dennis Burns, 1985-89 (690-1409)	.490
Joe Wylie, 1988-91 (501-1032)	.485
Tim James, 1995-99 (681-1,431)	.476
Mike Wittman, 1964-67 (492-1040)	.473

3-Point Field Goals Made

Steven Edwards, 1992-96	265
Kevin Presto, 1985-89	170
Jake Morton, 1988-93	136
Kevin Norris, 1994-98	134
Johnny Hemsley, 1996-	100
Samarr Logan, 1989-92	100
Steve Frazier, 1992-98	98
Jerome Scott, 1988-92	85
Trevor Burton, 1989-93	76
Steve Frazier, 1993-96	75
Torey McCormick, 1993-97	72
Levertis Williams, 1987-89	68
Michael Gardner, 1991-94	63

Note: 3-point FGs were adopted in 1986-87

3-Point Field Goals Attempted

Steven Edwards, 1992-96	766
Kevin Presto, 1985-89	453
Kevin Norris, 1994-98	407
Jake Morton, 1988-93	390
Steve Frazier, 1992-98	319
Johnny Hemsley, 1996-	287
Samarr Logan, 1989-92	265
Jerome Scott, 1988-92	246
Steve Frazier, 1993-96	239
Torey McCormick, 1993-97	222
Michael Gardner, 1991-94	217
Trevor Burton, 1989-93	189
Levertis Williams, 1987-89	184
Joel Warren, 1985-89	126

3-Point Field Goal Percentage

(Minimum 75 Attempts)

Thomas Hocker, 1987-90 (53-125)	.424
Trevor Burton, 1989-93 (75-189)	.397
Samarr Logan, 1989-92 (100-265)	.377
Kevin Presto, 1985-89 (170-453)	.375
Doug Elliott, 1989-91 (50-135)	.370
Levertis Williams, 1987-89 (68-184)	.370
Anthony Rosa, 1993-96 (33-90)	.367
Jake Morton, 1988-93 (136-390)	.349
Joel Warren, 1985-89 (44-126)	.349
Johnny Hemsley, 1996- (100-287)	.348
Steven Edwards, 1992-96 (265-766)	.346

Consecutive Games With 3-Point Field Goal Made

Steven Edwards, 1994-95	32
Steven Edwards, 1993	26
Johnny Hemsley, 1998-99	20
Steven Edwards, 1995-96	20
Kevin Presto, 1988-89	14
Steven Edwards, 1994	14
Steve Frazier, 1994	14
Kevin Norris, 1997	12
Kevin Presto, 1988-89	11
Steven Edwards, 1994	11
Steve Frazier, 1994	11
Kevin Presto, 1988	10
Kevin Presto, 1987	10

Free Throws Made

Rick Barry, 1962-65	666
Eric Brown, 1985-89	633
Dick Hickox, 1958-61	409
Eric Brown, 1985-89	387
Don Cumutt, 1967-70	380
Ron Godfrey, 1958-61	348
Mike Wittman, 1964-67	335
Tim James, 1995-99	331
Willie Allen, 1968-71	316
Edwin Morris, 1955-58	308
Gene Stage, 1955-58	292
Steven Edwards, 1992-96	290

Free Throws Attempted

Eric Brown, 1985-89	840
Rick Barry, 1962-65	786
Willie Allen, 1968-71	553
Tim James, 1995-99	514
Dick Hickox, 1958-61	512
Ron Godfrey, 1958-61	469
Don Cumutt, 1967-70	456
Joe Wylie, 1988-91	451
Mike Wittman, 1964-67	441
Steven Edwards, 1992-96	415
Julie Cohen, 1959-62	390

Returning Players in **Bold**,

* - Records Beginning in 1985-86

Individual Career Records

Free Throw Percentage

(Minimum 2 FTM Per Game Played)

Dod Hammond, 1959-60 (64-73)	.877
Rick Barry, 1962-65 (665-786)	.846
Rick Jones, 1964-67 (281-337)	.834
Don Cumutt, 1967-70 (380-456)	.833
Dick Hickox, 1958-60 (409-512)	.799
Johnny Hemsley, 1996- (183-233)	.785
John Dampier, 1963-65 (113-144)	.785
Ken Allen, 1960-63 (136-175)	.777
Junior Gee, 1964-67 (190-246)	.772
Wayne Beckner, 1962-65 (188-244)	.770
Jerry Stevenson, 1967-69 (115-150)	.767

Rebounds

Rick Barry, 1962-65	1,274
Willie Allen, 1968-71	916
Harry Manushaw, 1958-61	914
Mike McCoy, 1960-63	857
Tim James, 1995-99	856
Eric Brown, 1985-89	855
Edwin Morris, 1955-58	787
Ron Godfrey, 1958-61	767
Joe Wylie, 1988-91	758
Constantin Popa, 1991-95	701
Mike Wittman, 1964-67	695

Assists*

Kevin Norris, 1994-98	493
Kevin Presto, 1985-89	412
Thomas Hocker, 1987-90	384
Michael Gardner, 1991-94	319
Steven Edwards, 1992-96	312
Vernon Jennings, 1996-	302
Jerome Scott, 1988-92	257
Dennis Burns, 1985-89	236
Joel Warren, 1985-89	225
Trevor Burton, 1989-93	223
Eric Brown, 1985-89	198

Steals*

Kevin Norris, 1994-98	208
Jerome Scott, 1988-92	187
Jake Morton, 1988-93	167
Kevin Presto, 1985-89	154
Steven Edwards, 1992-96	138
Dennis Burns, 1985-89	136
Tim James, 1995-99	127
Vernon Jennings, 1996-	124
Eric Brown, 1985-89	122
Alex Fraser, 1993-97	112
Michael Gardner, 1991-94	110
Thomas Hocker, 1987-90	89
Constantin Popa, 1991-95	89

Blocked Shots*

Constantin Popa, 1991-95	263
Tim James, 1995-99	224
Tito Horford, 1986-88	125
Dennis Burns, 1985-89	123
Eric Brown, 1985-89	84
Joe Wylie, 1988-91	84
Tim Harvey, 1985-87	56
Will Davis, 1993-97	56
Steve Rich, 1993-96	55
Alex Fraser, 1993-97	54
Pat Lawrence, 1991-94	46
Hammie Ward, 1989-93	38

Personal Fouls

Constantin Popa, 1991-95	375
Eric Brown, 1985-89	332
Hammie Ward, 1989-93	311
Jake Morton, 1988-93	308
Ron Godfrey, 1958-61	283
Kevin Presto, 1985-89	277
Willie Allen, 1968-71	256
Mike Hutsler, 1967-70	255
Rick Jones, 1964-67	249
Edwin Morris, 1955-58	247
Rusty Parker, 1965-68	246
Mark Richardson, 1985-89	246

Disqualifications

Mike Hutsler, 1967-70	25
Rusty Parker, 1965-68	21
Edwin Morris, 1955-58	20
Hammie Ward, 1989-93	18
Bill Soens, 1966-68	18
Eric Brown, 1985-89	18
Constantin Popa, 1991-95	18
Ron Godfrey, 1958-61	16
Willie Allen, 1968-71	15
Mark Richardson, 1985-89	15

Games Played

Kevin Presto, 1985-89	121
Eric Brown, 1985-89	120
Dennis Burns, 1985-89	119
Tim James, 1995-99	115
Joel Warren, 1985-89	113
Jake Morton, 1988-93	113
Constantin Popa, 1991-95	113
Kevin Norris, 1994-98	113
Steven Edwards, 1992-96	110
Alex Fraser, 1993-97	110
Mark Richardson, 1985-89	108
Trevor Burton, 1989-93	107
Jerome Scott, 1988-92	104
Hammie Ward, 1989-93	100

Games Started*

Kevin Norris, 1994-98	108
Eric Brown, 1985-89	106
Alex Fraser, 1993-97	98
Kevin Presto, 1985-89	91
Steven Edwards, 1992-96	91
Tim James, 1995-99	85
Constantin Popa, 1991-95	83
Dennis Burns, 1985-89	79
Jerome Scott, 1988-92	73
Trevor Burton, 1989-93	68
Michael Gardner, 1991-94	67

Consecutive Games Started*

Kevin Norris, 1994-98	108
Jerome Scott, 1990-92	72
Alex Fraser, 1994-96	67
Tim James, 1997-99	61
Hammie Ward, 1991-92	39
Dennis Burns, 1987-89	36
Constantin Popa, 1992-93	34
Joe Wylie, 1990-91	33
Trevor Burton, 1990-92	33
Trevor Burton, 1992-93	33
Michael Gardner, 1991-94	31
Steven Edwards, 1994-95	31
Alex Fraser, 1996-97	31

*-years listed are the years of the consecutive starts

Minutes Played*

Eric Brown, 1985-89	3,761
Kevin Presto, 1985-89	3,453
Tim James, 1995-99	3,371
Kevin Norris, 1994-98	3,255
Dennis Burns, 1985-89	3,176
Steven Edwards, 1992-96	3,062
Jerome Scott, 1988-92	2,830
Constantin Popa, 1991-95	2,624
Trevor Burton, 1989-93	2,587
Alex Fraser, 1993-97	2,453
Joe Wylie, 1988-91	2,407
Jake Morton, 1988-93	2,394

20-Point Games

Rick Barry, 1962-65	61
Don Cumutt, 1967-70	61
Eric Brown, 1985-89	54
Dick Hickox, 1958-61	41
Mike Wittman, 1964-67	33
Joe Wylie, 1988-91	29
Tim James, 1995-99	28
Ron Godfrey, 1958-61	28
Willie Allen, 1968-71	28
Mike McCoy, 1960-63	27
Dennis Burns, 1985-89	24

Returning Players in **Bold**,

* - Records Beginning in 1985-86



Kevin Norris finished his career as UM's all-time leader in assists, steals and games started.

Year-by-Year Records

Year-By-Year Scoring Leaders





Year	Player	FG	FT	Pts
1926-27	No record available			
1927-28	Rodger Ashman			169
1928-29	Rodger Ashman	49	18	116
1929-31	No record available			
1931-32	Polger	71	25	167
1932-38	No team			
1938-39	No record available			
1939-40	John Tobin	86	24	196
1940-41	John Tobin	71	27	169
1941-42	John Tobin	91	39	221
1943-45	No Team			
1945-46	Louis Edwards	53	17	123
1946-47	Bob Campbell	164	39	367
1947-48	Abe Friedman	92	37	221
1948-49	Bob Campbell	164	39	367
1949-50	Mackey MacDonald	134	48	316
1950-51	Sy Chadroff	107	54	268
1951-52	Sy Chadroff	180	99	459
1952-53	Howard Keene	112	126	350
1953-54	Willie Schayowitz	95	37	227
1954-55	Dick Miani	114	73	301
1955-56	Dick Miani	186	139	511
1956-57	Gene Stage	158	145	461
1957-58	Gene Stage	137	79	353
1958-59	Dick Hickox	161	131	453
1959-60	Dick Hickox	219	158	596
1960-61	Dick Hickox	180	120	480
1961-62	Mike McCoy	199	80	478
1962-63	Mike McCoy	237	80	554
1963-64	Rick Barry	314	242	870
1964-65	Rick Barry	340	293	973
1965-66	Mike Wittman	208	151	567
1966-67	Mike Wittman	219	147	585
1967-68	Don Curnutt	268	99	635
1968-69	Don Curnutt	262	138	662
1969-70	Don Curnutt	283	143	709
1970-71	Willie Allen	184	129	497
1972-85	No team			
1985-86	Eric Brown	174	112	460
1986-87	Eric Brown	183	114	460
1987-88	Eric Brown	193	161	551
1988-89	Eric Brown	255	246	765
1989-90	Joe Wylie	210	91	514
1990-91	Joe Wylie	186	143	515
1991-92	Jerome Scott	100	122	371
1992-93	Steven Edwards	127	97	430
1993-94	Jamal Johnson	102	53	257
1994-95	Steven Edwards	102	91	359
1995-96	Steven Edwards	114	68	361
1996-97	Tim James	165	73	405
1997-98	Tim James	184	97	469
1998-99	Tim James	215	115	557

Year-by-Year Rebounding Leaders

Year	Player	Off	Def	Total
1950-51	Howard Keene	—	—	271
1951-52	Howard Keene	—	—	218
1952-53	No record available			
1953-54	No record available			
1954-55	Ken Ryskamp	—	—	181
1955-56	Ed Morris	—	—	322
1956-57	Ed Morris	—	—	246
1957-58	Dick Berghoff	—	—	278
1958-59	Harry Manushaw	—	—	372
1959-60	Harry Manushaw	—	—	321
1960-61	Ron Godfrey	—	—	256
1961-62	Mike McCoy	—	—	338
1962-63	Rick Barry	—	—	351
1963-64	Rick Barry	—	—	448
1964-65	Rick Barry	—	—	475
1965-66	Mike Wittman	—	—	260
1966-67	Billy Soens	—	—	330
1967-68	Billy Soens	—	—	299
1968-69	Wayne Canaday	—	—	319
1969-70	Wayne Canaday	—	—	327
1970-71	Willie Allen	—	—	316
1972-85	No team			
1985-86	Eric Brown	—	—	208
1986-87	Tito Horford	59	178	241
1987-88	Tito Horford	65	206	271
1988-89	Eric Brown	81	168	249
1989-90	Joe Wylie	89	177	266
1990-91	Joe Wylie	110	169	279
1991-92	Constantin Popa	64	88	152
1992-93	Constantin Popa	76	121	197
1993-94	Constantin Popa	57	105	162
1994-95	Constantin Popa	76	114	190
1995-96	Steve Rich	70	90	160
1996-97	Tim James	88	108	196
1997-98	Tim James	90	173	263
1998-99	Tim James	83	163	246



Dick Hickox (left), Don Curnutt, Eric Brown, John Tobin and Tim James are the only players to lead the Hurricanes in scoring at least three consecutive seasons.



Year-by-Year Records

Year-by-Year Assist Leaders*

Year	Player	Assists Total
1985-86	Bryan Hughes	129
1986-87	Kevin Presto	117
1987-88	Thomas Hocker	136
1988-89	Thomas Hocker	109
1989-90	Thomas Hocker	139
1990-91	Jerome Scott	111
1991-92	Michael Gardner	98
1992-93	Michael Gardner	154
1993-94	Torey McCormick	85
1994-95	Kevin Norris	102
1995-96	Kevin Norris	111
1996-97	Kevin Norris	142
1997-98	Kevin Norris	138
1998-99	Vernon Jennings	167

*Did not become an official NCAA statistic until 1985-86

Year-by-Year Blocked Shot Leaders*


Year	Player	Blocks Total
1985-86	Tim Harvey	46
1986-87	Tito Horford	45
1987-88	Tito Horford	80
1988-89	Dennis Burns	36
1989-90	Joe Wylie	32
1990-91	Joe Wylie	37
1991-92	Constantin Popa	64
1992-93	Constantin Popa	85
1993-94	Torey McCormick	59
1994-95	Constantin Popa	55
1995-96	Tim James	50
1996-97	Tim James	64
1997-98	Tim James	45
1998-99	Tim James	65

*Did not become an official NCAA statistic until 1985-86


Year-by-Year Steal Leaders*

Year	Player	Steals Total
1985-86	Bryan Hughes	42
1986-87	Kevin Presto	44
1987-88	Dennis Burns	48
1988-89	Eric Brown	44
1989-90	Jake Morton	45
1990-91	Jerome Scott	70
1991-92	Jerome Scott	77
1992-93	Steven Edwards	56
1993-94	Torey McCormick	43
1994-95	Kevin Norris	49
1995-96	Kevin Norris	45
1996-97	Clifton Clark	47
1997-98	Kevin Norris	68
1998-99	Vernon Jennings	60


*Did not become an official NCAA statistic until 1985-86




Thomas Hocker was the first player to lead UM in assists for three consecutive seasons.



Constantin Popa led UM in blocks all four seasons with the Hurricanes.



Jerome Scott is the only Hurricane to record back-to-back seasons of 70 or more steals.



Bruce Hale's 220 victories are the most by a UM head coach.

Hurricane Head Coaches Records

Coch, seasons	Years	Won	Lost	Pct.
Art Webb, 3 seasons	1926-28, 1930-31	18	12	.600
Tom McCann, 2 seasons	1928-29, 1931-32	30	7	.811
Hart Morris, 10 seasons	1938-42, 1946-52	119	82	.592
W.H. Steers, 1 season	1945-46	8	5	.615
Dave Wike, 2 seasons	1952-54	14	22	.389
Bruce Hale, 13 seasons	1954-67	220	112	.663
Ron Godfrey, 4 seasons	1967-71	47	57	.452
Bill Foster, 5 seasons	1985-90	78	71	.523
Leonard Hamilton, 9 seasons	1990-	121	136	.471
Totals, 49 Seasons	1926-1999	655	504	.565

Year-By-Year Coaching Records

Year	W	L	PCT	Miami	Points Scored Opponents	Head Coach
1926-27*	7	1	.875	348	170	Art Webb
1927-28	8	4	.667	406	310	Art Webb
1928-29	13	6	.684	670	419	Tom McCann
1929-30	No team					
1930-31	3	7	.300	252	331	Art Webb
1931-32#	17	1	.944	816	456	Tom McCann
1932-38	No team					
1938-39	4	6	.400	372	422	Hart Morris
1939-40	8	12	.400	716	824	Hart Morris
1940-41	10	6	.625	707	654	Hart Morris
1941-42	9	7	.563	628	570	Hart Morris
1942-45	No team					
1945-46	8	5	.615	560	568	W.H. Steers
1946-47	20	7	.769	1,400	1,192	Hart Morris
1947-48	11	7	.611	997	902	Hart Morris
1948-49	19	8	.704	1,633	1,515	Hart Morris
1949-50	14	9	.609	1,446	1,393	Hart Morris
1950-51	10	12	.455	1,487	1,520	Hart Morris
1951-52	14	8	.636	1,687	1,438	Hart Morris
1952-53	9	12	.429	1,503	1,502	Dave Wike
1953-54	5	10	.333	1,015	1,161	Dave Wike
1954-55	9	11	.450	1,555	1,544	Bruce Hale
1955-56	14	12	.539	2,170	2,115	Bruce Hale
1956-57	13	13	.500	2,029	2,167	Bruce Hale
1957-58	14	8	.636	1,741	1,641	Bruce Hale
1958-59	18	7	.720	2,190	2,029	Bruce Hale
1959-60	23	4	.852	2,427	2,192	Bruce Hale
1960-61	20	7	.741	2,230	2,036	Bruce Hale
1961-62	14	12	.539	2,069	2,045	Bruce Hale
1962-63	23	5	.821	2,509	2,201	Bruce Hale
1963-64	20	7	.741	2,575	2,352	Bruce Hale
1964-65	22	4	.846	2,558	2,190	Bruce Hale
1965-66	15	11	.577	2,271	2,208	Bruce Hale
1966-67	15	11	.577	2,126	2,091	Bruce Hale
1967-68	17	11	.607	2,368	2,419	Ron Godfrey
1968-69	14	10	.583	1,985	2,048	Ron Godfrey
1969-70	9	17	.346	2,293	2,521	Ron Godfrey
1970-71	7	19	.269	2,143	2,373	Ron Godfrey
1971-85	No team					
1985-86	14	14	.500	2,006	2,131	Bill Foster
1986-87	15	16	.491	2,332	2,335	Bill Foster
1987-88	17	14	.548	2,453	2,400	Bill Foster
1988-89	19	12	.613	2,809	2,778	Bill Foster
1989-90	13	15	.464	2,014	2,132	Bill Foster
1990-91	9	19	.321	2,027	2,078	Leonard Hamilton
1991-92	8	24	.250	1,941	2,160	Leonard Hamilton
1992-93	10	17	.370	1,929	2,004	Leonard Hamilton
1993-94	7	20	.259	1,690	1,909	Leonard Hamilton
1994-95	15	13	.536	1,831	1,888	Leonard Hamilton
1995-96	15	13	.536	1,883	1,873	Leonard Hamilton
1996-97	16	13	.552	1,887	1,821	Leonard Hamilton
1997-98	18	10	.642	1,962	1,836	Leonard Hamilton
1998-99	23	7	.767	2,178	1,950	Leonard Hamilton
Totals	655	504	.565	82,826	80,814	

*First year UM played all freshmen opponents

#Played no senior colleges

Series Records

Opponent	W-L	First Game	Last Game	Opponent	W-L	First Game	Last Game
A				E-F			
Agoga	2-0	1928-29	1928-29	Eastern Airlines	1-0	1939-40	1939-40
Akron	0-1	1956-57	1956-57	Eastern Illinois	1-1	1948-49	1988-89
Alabama	0-1	1968-69	1968-69	Eastern Kentucky	2-1	1967-68	1997-98
Alabama State	1-1	1987-88	1989-90	Eglin Field	0-1	1952-53	1952-53
Alaska-Anchorage	0-1	1987-88	1987-88	Elon	0-1	1939-40	1939-40
Albany Ga. Blues	0-1	1938-39	1938-39	Fairfield	0-1	1985-86	1985-86
Alumni	1-0	1941-42	1941-42	Fairleigh Dickinson	1-1	1986-87	1987-88
American University	2-1	1970-71	1987-88	Florida	21-42	1927-28	1998-99
Arizona	0-2	1985-86	1989-90	Florida A&M	6-0	1967-68	1995-96
Arizona State	0-2	1989-90	1991-92	Florida Atlantic	12-0	1988-89	1998-99
Armstrong State	1-0	1986-87	1986-87	Florida International	6-1	1986-87	1992-93
Army	3-0	1957-58	1963-64	Florida Southern	58-8	1927-28	1970-71
Auburn	1-0	1966-67	1966-67	Florida State	24-26	1950-51	1989-90
B				Fordham	1-1	1970-71	1994-95
Banana River A.F.	1-0	1946-47	1946-47	Ft. Lauderdale NAS	0-1	1945-46	1945-46
Baptist	2-0	1985-86	1989-90	Furman	0-2	1951-52	1954-55
Barry	2-0	1991-92	1992-93	G-H			
Bethune-Cookman	3-0	1988-89	1993-94	George Mason	1-1	1989-90	1990-91
Boca Chica	1-0	1951-52	1951-52	George Washington	0-2	1970-71	1991-92
Boca Raton AAF	1-2	1945-46	1946-47	Georgetown	9-15	1954-55	1998-99
Boston College	7-9	1962-63	1998-99	Georgia	1-3	1938-39	1992-93
Boston University	1-0	1965-66	1965-66	Georgia State	3-0	1985-86	1998-99
Bowling Green	0-1	1951-52	1951-52	Georgia Tech	1-2	1952-53	1997-98
Boynnton	1-0	1939-40	1939-40	Hartford	2-1	1985-86	1996-97
Bradley	1-0	1955-56	1955-56	Havana	5-1	1927-28	1948-49
Brandeis	0-1	1953-54	1953-54	Hawaii	2-1	1967-68	1968-69
Brigham Young	2-2	1959-60	1988-89	Hofstra	1-0	1985-86	1985-86
Brooklyn College	3-0	1985-86	1989-90	Holy Cross	1-0	1960-61	1960-61
Brown University	1-1	1967-68	1985-86	Houston	5-9	1955-56	1970-71
Bucknell	2-0	1968-69	1969-70	Howard	0-1	1991-92	1991-92
Buffalo	2-0	1993-94	1996-97	I-K			
C				Illinois	0-1	1968-69	1968-69
Centenary	2-2	1959-60	1969-70	Iona	1-0	1959-60	1959-60
Central Connecticut St.	1-0	1989-90	1989-90	Jacksonville Navy	1-2	1941-42	1941-42
Central Florida	3-0	1986-87	1998-99	Jacksonville University	24-6	1957-58	1997-98
Checker Cab	1-0	1948-49	1948-49	Jewish Prog. AA-Atlanta	0-1	1938-39	1938-39
Church League All-Stars	1-0	1928-29	1928-29	Junior C. of C.	1-1	1928-29	1928-29
The Citadel	1-1	1958-59	1985-86	Kansas	1-3	1986-87	1990-91
Cincinnati	1-0	1946-47	1946-47	Kentucky	0-2	1956-57	1998-99
City College Charleston	1-0	1946-47	1946-47	Kentucky Wesleyan	4-1	1955-56	1959-60
City Hall	1-0	1928-29	1928-29	Key West Navy	1-0	1951-52	1951-52
Clemson	0-5	1955-56	1995-96	L-M			
Coast Guard	2-0	1945-46	1945-46	Lafayette	2-1	1970-71	1998-99
Colgate	1-0	1987-88	1987-88	La Salle	4-9	1950-51	1970-71
Colorado	0-1	1956-57	1956-57	Lehigh	3-1	1970-71	1996-97
Columbia	1-1	1952-53	1995-96	Long Island	1-0	1988-89	1988-89
Connecticut	4-11	1956-57	1998-99	LSU	2-1	1950-51	1957-58
Coppin State	2-0	1986-87	1987-88	Louisville	2-5	1950-51	1965-66
Cornell	1-0	1962-63	1962-63	Loyola (N.O.)	9-7	1952-53	1970-71
Creighton	2-2	1963-64	1970-71	Maine	1-0	1991-92	1991-92
Culver-Stockton	1-0	1951-52	1951-52	Manhattan	1-0	1985-86	1985-86
D				Marist	1-1	1987-88	1987-88
Dartmouth	3-1	1950-51	1990-91	Marquette	2-2	1985-86	1988-89
Davidson	3-1	1988-89	1991-92	Marshall	2-1	1941-42	1991-92
Dayton	1-7	1956-57	1989-90	Maryland	4-4	1948-49	1970-71
DePaul	1-6	1987-88	1996-97	Maryland-Baltimore Co.	2-0	1987-88	1989-90
Duke	1-4	1962-63	1988-89	Maryland-Eastern Shore	3-0	1985-86	1988-89
Duquesne	2-1	1964-65	1987-88	McDill Field	2-0	1945-46	1947-48

Series Records

Opponent	W-L	First Game	Last Game
Miami Beach All-Stars	1-0	1952-53	1952-53
Miami Beach Canoe Club	2-0	1927-28	1927-28
Miami (Ohio)	5-4	1946-47	1990-91
Michigan	0-2	1987-88	1996-97
Mississippi	2-0	1949-50	1949-50
Mississippi College	1-0	1955-56	1955-56
Mississippi Southern	1-1	1955-56	1956-57
Mississippi State	1-1	1957-58	1990-91
Monmouth	0-1	1987-88	1987-88
Morehead State	4-3	1946-47	1970-71
Mount St. Mary's	1-0	1966-67	1966-67
Muffetts	2-0	1948-49	1949-50
Murray State	2-1	1952-53	1961-62

N

Navy	0-1	1986-87	1986-87
Navy Rec. Barracks	0-1	1945-46	1945-46
Nebraska	1-1	1951-52	1970-71
Nevada	1-1	1963-64	1965-66
New Mexico	0-2	1986-87	1988-89
New Orleans	0-2	1985-86	1985-86
New York University	1-1	1954-55	1967-68
Niagara	1-0	1964-65	1964-65
North Carolina	0-4	1949-50	1989-90
North Carolina-Asheville	1-0	1993-94	1993-94
North Carolina Charlotte	1-1	1997-98	1998-99
North Carolina State	0-1	1939-40	1939-40
North Carolina-Wilmington	0-1	1992-93	1992-93
Northeastern	1-0	1990-91	1990-91
Northeastern Illinois	2-0	1994-95	1995-96
Northern Iowa	1-0	1998-99	1998-99
Notre Dame	4-6	1985-86	1998-99

O-P

Ohio State	1-1	1953-54	1998-99
Ohio University	1-1	1965-66	1969-70
Oklahoma City	5-4	1957-58	1970-71
Old Dominion	1-0	1988-89	1988-89
Oral Roberts	1-1	1988-89	1988-89
Oregon State	0-1	1969-70	1969-70
Penn State	0-4	1986-87	1994-95
Pennsylvania	4-3	1947-48	1988-89
Pensacola NAS	2-0	1946-47	1946-47
Pepperdine	0-1	1969-70	1969-70
Pi Chi	2-0	1939-40	1940-41
Pittsburgh	13-13	1947-48	1998-99
Ponce de Leon	0-1	1928-29	1928-29
Princeton	1-1	1948-49	1948-49
Providence	9-11	1962-63	1998-99
Purdue	0-2	1987-88	1998-99

R

Radford	1-0	1986-87	1986-87
Redland	1-0	1928-29	1928-29
Rhode Island	4-0	1961-62	1969-70
Rider	1-0	1985-86	1985-86
Rio Grande	0-1	1953-54	1953-54
Robert Morris	1-0	1994-95	1994-95
Rollins	35-13	1927-28	1964-65
Rutgers	6-2	1988-89	1998-99

S

St. Francis (NY)	1-0	1962-63	1962-63
St. Francis (PA)	1-0	1986-87	1986-87
St. John's	9-10	1962-63	1998-99
St. Joseph's (PA)	1-3	1950-51	1990-91

Opponent	W-L	First Game	Last Game
St. Louis	0-2	1960-61	1988-89
St. Mary's (CA)	4-0	1963-64	1969-70
St. Peter's	1-0	1962-63	1962-63
St. Thomas**	2-0	1969-70	1987-88
Sam Houston State	1-0	1993-94	1993-94
San Diego State	1-1	1986-87	1987-88
San Francisco	0-3	1960-61	1965-66
Savannah State	1-0	1988-89	1988-89
Sebring A.C.	1-0	1927-28	1927-28
Sebring Firemen	1-0	1930-31	1930-31
Seton Hall	6-12	1956-57	1998-99
Seventh Naval District	0-1	1945-46	1945-46
Shenandoah Presb.	1-0	1940-41	1940-41
South Carolina	5-2	1948-49	1987-88
South Florida	6-2	1987-88	1990-91
Southern California	0-2	1990-91	1992-93
Southern Illinois	1-0	1997-98	1997-98
Southern Methodist	0-2	1990-91	1991-92
Southwest Texas State	0-1	1992-93	1992-93
Spring Hill College	0-2	1955-56	1956-57
Stanford	1-1	1986-87	1988-89
Stetson	40-33	1927-28	1970-71
Syracuse	4-9	1963-64	1998-99

T

Tampa	44-10	1939-40	1968-69
Teachers College of CN	1-0	1950-51	1950-51
Temple	0-1	1961-62	1961-62
Tennessee	1-3	1954-55	1996-97
Tennessee Tech	2-0	1946-47	1988-89
Texas	1-1	1987-88	1988-89
Texas A&M	1-0	1956-57	1956-57
Texas Christian	0-1	1957-58	1957-58
Texas Tech	1-0	1952-53	1952-53
Toledo	1-0	1956-57	1956-57
Toronto	1-0	1958-59	1958-59
Towson State	1-0	1985-86	1985-86
Tulane	4-4	1946-47	1989-90
Tulsa	1-0	1961-62	1961-62
Turner's Sports Shop	2-2	1928-29	1930-31

U-Z

UCLA	0-4	1969-70	1997-98
UNLV	0-2	1994-95	1996-97
Utah	1-0	1965-66	1965-66
Valparaiso	0-1	1956-57	1956-57
Villanova	4-10	1991-92	1998-99
Virginia	2-0	1965-66	1966-67
Virginia Commonwealth	2-1	1987-88	1990-91
Volks A.C.	0-1	1927-28	1927-28
Wagner	0-1	1993-94	1993-94
Wake Forest	0-2	1939-40	1990-91
Washington	0-3	1967-68	1989-90
Washington & Lee	1-0	1954-55	1954-55
West Virginia	3-5	1955-56	1998-99
Western Kentucky	1-13	1946-47	1966-67
Wichita State	1-0	1988-89	1988-89
William & Mary	1-0	1965-66	1965-66
Winthrop	2-1	1986-87	1995-96
Wisconsin	0-2	1985-86	1986-87
Wisconsin-Green Bay	1-1	1985-86	1986-87
Xavier	2-0	1955-56	1959-60
Yale	4-2	1950-51	1986-87
YMHA	2-0	1940-41	1948-49

* - Formerly Memphis State University
** - Formerly Biscayne College

Series Results vs. All Opponents

Agoga (2-0)

1928-29	W	49-19	(h)
1928-29	W	63-33	(h)

Akron (0-1)

12-8-56	L	106-80	(a)
---------	---	--------	-----

Alabama (0-1)

12-13-68	L	85-72	(a)
----------	---	-------	-----

Alabama State (1-1)

12-21-87	W	110-107	(h)
12-16-89	L	98-81	(h)

Alaska-Anchorage (0-1)

11-29-87	L	78-77	(a)
----------	---	-------	-----

Albany Georgia Blues (0-1)

1938-39	L	53-35	(a)
---------	---	-------	-----

Alumni (1-0)

1941-42	W	52-32	(h)
---------	---	-------	-----

American University (2-1)

2-13-71	L	93-82	(a)
2-26-86	W	73-64	(h)

Arizona (0-2)

1-18-86 (OT)	L	81-74	(h)
12-19-89	L	83-53	(a)

Arizona State (0-2)

1-20-90	L	62-58	(h)
12-23-91	L	62-57	(a)

Armstrong State (1-0)

2-16-87	W	97-47	(h)
---------	---	-------	-----

Army (3-0)

2-8-58	W	92-82	(h)
12-28-60	W	82-75	(h)
12-27-63	W	79-71	(h)

Auburn (1-0)

12-17-66	W	87-73	(n)
----------	---	-------	-----

Banana River A.F. (1-0)

2-28-47	W	68-48	(h)
---------	---	-------	-----

Baptist (2-0)

1-23-86	W	71-60	(h)
12-1-89	W	77-67	(h)

Barry (2-0)

11-23-91	W	80-67	(h)
12-11-92	W	81-64	(h)

Bethune-Cookman (3-0)

12-5-88	W	88-72	(h)
2-4-93	W	78-54	(h)
12-10-93	W	82-54	(h)

Boca Chica (1-0)

1951-52	W	90-53	(h)
---------	---	-------	-----

Boca Raton AAF (1-2)

1-25-46	L	55-40	(h)
2-5-46	L	48-41	(h)
1-29-47	W	61-43	(a)

Boston College (7-9)

12-4-62	W	72-69	(a)
12-29-89	L	69-80	(n)
1-21-92	L	51-50	(h)
2-22-92	L	55-49	(a)
2-10-93	W	75-71	(h)
2-27-93	L	70-58	(a)
1-15-94	L	69-49	(a)
2-16-94	L	79-63	(h)
1-21-95	W	69-68	(h)
2-25-95 (OT)	W	77-71	(a)
2-10-96	L	62-58	(h)
1-2-97	L	65-62	(h)
2-19-97	L	59-57	(h)
1-28-98	W	67-57	(a)
12-8-98	W	77-64	(h)
1-24-99	W	75-67	(a)

Boston University (1-0)

12-27-65	W	81-60	(h)
----------	---	-------	-----

Bowling Green State (0-1)

2-1-52	L	78-67	(h)
--------	---	-------	-----

Boynnton (1-0)

1939-40	W	41-29	
---------	---	-------	--

Bradley (1-0)

12-22-55	W	80-73	(h)
----------	---	-------	-----

Brandeis (0-1)

1-4-54	L	68-48	(h)
--------	---	-------	-----

Brigham Young (2-2)

12-10-60	L	112-80	(a)
2-9-88	L	99-86	(h)

Brown University (1-1)

12-19-67	W	72-71	(h)
12-27-85	L	62-61	(h)

Bucknell (2-0)

1-4-69	W	89-84	(h)
1-3-70	W	93-88	(h)

Buffalo (2-0)

12-19-93	W	63-57	(a)
11-22-96	W	78-61	(h)

Caribbean A.S. (1-0)

1945-46	W	46-41	(h)
---------	---	-------	-----

Centenary (2-2)

12-10-59	L	84-77	(a)
1-26-61	W	86-74	(h)

Central Connecticut State (1-0)

2-15-90	W	62-40	(h)
---------	---	-------	-----

Central Florida (3-0)

11-28-86	W	64-54	(h)
3-5-88	W	100-80	(h)

Checker Cab (1-0)

1948-49	W	73-33	(h)
---------	---	-------	-----

Church League All-Stars (1-0)

1928-29	W	68-23	(h)
---------	---	-------	-----

The Citadel (1-1)

12-20-58	L	93-77	(a)
11-22-85	W	85-77	(h)


Cincinnati (1-0)

2-6-47	W	57-54	(h)
--------	---	-------	-----

City College of Charleston (1-0)

3-6-47	W	56-52	(n)
--------	---	-------	-----

City Hall (1-0)



Series Results vs. All Opponents

Florida A&M (6-0)

2-10-68 W ... 108-98 ... (h)
2-8-69 W ... 94-91 ... (h)
2-7-70 W ... 118-111 ... (h)
12-4-93 W ... 91-47 ... (h)
12-10-94 W ... 67-53 ... (h)
12-9-95 W ... 77-53 ... (h)

Florida Atlantic (12-0)

2-14-89 W ... 79-74 ... (n)
11-25-91 W ... 83-53 ... (h)
12-19-92 W ... 84-61 ... (h)
11-26-93 W ... 85-53 ... (h)
1-4-94 W ... 79-62 ... (a)
11-28-94 W ... 76-59 ... (h)
3-2-95 W ... 80-70 ... (a)
11-27-95 W ... 76-56 ... (a)
12-20-95 W ... 61-51 ... (h)
11-24-96 W ... 83-74 ... (h)
11-16-97 W ... 69-47 ... (h)
11-16-97 W ... 69-47 ... (h)
11-13-98 W ... 97-73 ... (a)

Florida International (6-1)

2-18-87 W ... 102-81 ... (h)
3-12-88 W ... 92-76 ... (h)
3-6-89 W ... 89-82 ... (h)
3-6-90 W ... 83-55 ... (h)
3-4-91 W ... 87-65 ... (h)
3-2-92 W ... 88-63 ... (h)
12-1-93 L ... 72-64 ... (h)



Elton Tyler

Florida Southern (58-8)

1-25-28 L ... 40-26 ... (a)
2-18-28 W ... 38-18 ... (h)
1928-29 L ... 39-15 ... (a)
1928-29 W ... 36-29 ... (h)
1930-31 W ... 27-24 ... (h)
1930-31 L ... 40-21 ... (a)
1939-40 W ... 43-42 ... (a)
1939-40 W ... 37-30 ... (a)
1940-41 W ... 57-43 ... (h)
1940-41 W ... 41-33 ... (h)
1940-41 L ... 50-38 ... (h)
1941-42 W ... 41-21 ... (h)
1941-42 W ... 40-25 ... (h)
1941-42 W ... 41-34 ... (a)
1941-42 W ... 38-32 ... (a)
2-11-46 W ... 45-40 ... (h)
2-12-46 W ... 53-47 ... (h)
2-20-46 W ... 46-43 ... (a)
12-13-46 W ... 38-25 ... (h)
12-14-46 L ... 41-37 ... (h)
2-7-47 W ... 55-43 ... (a)
2-8-47 W ... 61-43 ... (a)
2-6-48 L ... 59-50 ... (a)
2-7-48 W ... 52-43 ... (a)
2-27-48 W ... 76-44 ... (h)
2-28-48 W ... 59-42 ... (h)
2-8-49 W ... 68-47 ... (a)
2-9-49 W ... 68-57 ... (a)
1-20-50 W ... 69-59 ... (h)
1-21-50 W ... 59-49 ... (h)
12-9-50 W ... 64-61 ... (a)
2-9-51 W ... 79-65 ... (h)
1951-52 W ... 106-43 ... (h)
1951-52 W ... 58-41 ... (a)
12-1-52 W ... 83-60 ... (h)
2-13-54 (2 OT) W ... 77-70 ... (a)
12-13-54 W ... 58-44 ... (h)
2-16-55 W ... 73-71 ... (a)

12-3-55 W ... 92-80 ... (h)
2-10-56 W ... 91-90 ... (a)
12-1-56 W ... 84-69 ... (h)
2-8-57 L ... 95-85 ... (a)
2-5-58 W ... 84-69 ... (a)
2-17-58 W ... 76-58 ... (h)
12-8-58 W ... 107-80 ... (h)
2-2-59 W ... 79-76 ... (a)
2-6-60 W ... 88-71 ... (a)
2-18-60 W ... 121-85 ... (h)
12-15-60 W ... 87-54 ... (h)
2-4-61 W ... 92-80 ... (a)
12-14-61 W ... 96-67 ... (h)
2-3-62 W ... 82-73 ... (a)
12-13-62 W ... 116-93 ... (h)
2-2-63 W ... 99-83 ... (a)
2-1-64 W ... 85-78 ... (a)
2-18-64 W ... 120-79 ... (h)
1-13-65 W ... 124-93 ... (h)
2-5-65 W ... 94-82 ... (a)
1-15-66 W ... 89-66 ... (h)
1-28-66 W ... 101-80 ... (a)
1-19-67 W ... 102-72 ... (h)
1-27-67 W ... 55-49 ... (a)
1-27-68 W ... 94-76 ... (a)
1-28-69 W ... 87-73 ... (a)
1-23-70 W ... 103-92 ... (a)
1-29-71 (OT) L ... 96-95 ... (h)

Florida State (24-26)

12-19-50 W ... 80-61 ... (h)
1951-52 W ... 93-56 ... (h)
1951-52 W ... 76-73 ... (h)
1951-52 L ... 73-70 ... (a)
1-9-53 W ... 93-65 ... (h)
2-23-53 L ... 81-75 ... (a)
1-9-54 W ... 78-61 ... (h)
2-5-54 L ... 76-69 ... (a)
12-20-54 L ... 71-66 ... (h)
2-25-55 L ... 86-80 ... (h)
1-7-56 L ... 78-76 ... (a)
2-25-56 W ... 91-85 ... (h)
1-12-57 W ... 85-77 ... (h)
2-23-57 W ... 98-82 ... (h)
1-18-58 L ... 71-70 ... (a)
2-22-58 W ... 86-66 ... (h)
12-19-58 W ... 85-79 ... (h)
1-17-59 L ... 93-69 ... (a)
2-28-59 W ... 92-85 ... (h)
1-16-60 W ... 93-91 ... (a)
2-27-60 W ... 107-89 ... (h)
1-14-61 L ... 89-78 ... (a)
2-25-61 W ... 75-73 ... (h)
1-13-62 L ... 65-60 ... (a)
2-24-62 L ... 83-80 ... (h)
1-12-63 (OT) L ... 77-74 ... (a)
2-23-63 W ... 89-70 ... (h)
1-11-64 L ... 80-78 ... (a)
2-29-64 W ... 82-80 ... (h)
1-9-65 L ... 67-66 ... (a)
3-1-65 W ... 82-75 ... (h)
1-7-66 L ... 78-62 ... (a)
2-28-66 W ... 112-90 ... (h)
1-7-67 L ... 61-60 ... (a)
3-1-67 W ... 110-90 ... (h)
1-12-68 L ... 122-93 ... (a)
3-1-68 W ... 96-84 ... (h)
12-6-68 L ... 111-84 ... (h)
1-10-69 L ... 86-81 ... (a)
3-1-69 L ... 89-86 ... (h)
1-9-70 L ... 104-63 ... (a)
2-28-70 L ... 112-96 ... (h)
1-8-71 L ... 114-106 ... (a)
2-27-71 W ... 100-94 ... (h)

1-20-86 W ... 83-75 ... (h)
2-3-86 L ... 90-72 ... (a)
2-4-87 W ... 63-57 ... (h)
2-26-87 L ... 108-84 ... (a)
1-18-90 (2 OT) W ... 101-97 ... (h)
2-17-90 L ... 92-73 ... (a)

Fordham (1-1)

12-22-70 L ... 85-83 ... (h)
12-30-94 W ... 55-43 ... (h)

Fort Lauderdale NAS (0-1)

2-4-66 L ... 32-31 ... (h)

Furman (0-2)

1-4-52 L ... 55-53 ... (h)
1-3-55 L ... 91-74 ... (h)

George Mason (1-1)

1-1-90 (OT) W ... 101-91 ... (a)
11-23-90 L ... 97-91 ... (h)

George Washington (0-2)

1-1-90 L ... 83-81 ... (h)
12-29-91 L ... 78-64 ... (h)

Georgetown (9-15)

1-24-55 W ... 84-81 ... (h)
1-2-88 L ... 82-78 ... (h)
1-7-89 L ... 112-79 ... (a)
1-25-92 L ... 60-40 ... (a)
2-15-92 L ... 75-58 ... (h)
3-13-92 L ... 77-64 ... (h)
1-2-93 W ... 80-69 ... (h)
3-3-93 L ... 82-64 ... (a)
3-11-93 L ... 67-40 ... (h)
12-7-93 L ... 61-47 ... (h)
1-29-94 L ... 77-40 ... (a)
1-7-95 L ... 71-64 ... (a)
2-4-95 W ... 67-61 ... (h)
3-10-95 L ... 69-58 ... (h)
1-13-96 L ... 72-67 ... (a)
3-7-96 L ... 92-62 ... (h)
1-4-97 W ... 69-67 ... (h)
1-18-97 (OT) W ... 68-65 ... (h)
3-6-97 L ... 63-59 ... (h)
12-6-97 W ... 66-56 ... (h)
3-4-98 L ... 62-56 ... (h)
12-30-98 W ... 64-63 ... (a)
2-6-99 W ... 71-58 ... (h)
3-4-99 W ... 65-54 ... (h)

Georgia (1-3)

1938-39 L ... 41-19 ... (a)
11-3-85 W ... 81-78 ... (h)
12-14-90 L ... 78-60 ... (h)
12-22-92 L ... 69-67 ... (a)
11-29-85 W ... 82-72 ... (h)
12-12-97 W ... 80-64 ... (h)
12-18-98 W ... 76-55 ... (a)
1-3-53 W ... 82-60 ... (h)
2-27-67 L ... 90-84 ... (a)
12-27-97 L ... 89-61 ... (h)
3-3-86 W ... 66-62 ... (h)
2-27-90 L ... 62-58 ... (h)
12-13-96 W ... 74-58 ... (h)
2-3-28 W ... 38-14 ... (h)
1928-29 L ... 26-22 ... (h)
1938-39 W ... 38-34 ... (h)
1938-39 W ... 46-40 ... (h)
1-7-49 W ... 73-57 ... (h)
1-8-49 W ... 66-53 ... (h)

Georgia State (3-0)

11-29-85 W ... 82-72 ... (h)
12-12-97 W ... 80-64 ... (h)
12-18-98 W ... 76-55 ... (a)

Georgia Tech (1-2)

1-3-53 W ... 82-60 ... (h)
2-27-67 L ... 90-84 ... (a)
12-27-97 L ... 89-61 ... (h)

Hartford (2-1)

3-3-86 W ... 66-62 ... (h)
2-27-90 L ... 62-58 ... (h)
12-13-96 W ... 74-58 ... (h)

University of Havana (5-1)

2-3-28 W ... 38-14 ... (h)
1928-29 L ... 26-22 ... (h)
1938-39 W ... 38-34 ... (h)
1938-39 W ... 46-40 ... (h)
1-7-49 W ... 73-57 ... (h)
1-8-49 W ... 66-53 ... (h)

Hawaii (2-1)

12-6-67 W ... 102-83 ... (a)
12-7-67 L ... 110-76 ... (a)
1-31-69 W ... 84-82 ... (h)

Hofstra (1-0)

1-4-86 W ... 70-63 ... (h)

Holy Cross (1-0)

12-29-61 W ... 77-71 ... (h)

Houston (5-9)

1-25-56 L ... 95-77 ... (h)
12-22-56 W ... 67-63 ... (h)
12-9-59 W ... 72-63 ... (a)
1-23-60 L ... 88-79 ... (h)
1-21-61 W ... 89-78 ... (h)
2-8-62 L ... 80-69 ... (h)
1-24-63 W ... 71-70 ... (h)
2-13-64 L ... 93-83 ... (a)
2-20-65 W ... 103-91 ... (h)
2-17-66 L ... 111-96 ... (a)
2-18-67 L ... 105-86 ... (h)
2-15-68 L ... 106-64 ... (a)
2-14-70 L ... 118-98 ... (a)
2-20-71 L ... 99-93 ... (h)

Howard (0-1)

12-6-91 L ... 64-55 ... (h)

Illinois (0-1)

12-28-69 L ... 86-76 ... (h)

Iona (1-0)

1-7-60 W ... 69-67 ... (a)

Jacksonville Navy (1-2)

1941-42 W ... 44-18 ... (h)
1941-42 L ... 46-25 ... (a)
1941-42 L ... 44-37 ... (a)

Jacksonville University (24-6)

12-2-57 W ... 89-87 ... (h)
1-17-58 L ... 86-72 ... (a)
1-16-59 W ... 64-62 ... (a)
2-14-59 W ... 95-93 ... (h)
12-3-59 W ... 106-98 ... (h)
1-13-60 (OT) W ... 78-70 ... (a)
1-13-61 (OT) W ... 93-84 ... (a)
2-20-61 W ... 96-80 ... (h)
12-2-61 W ... 93-80 ... (h)
11-29-97 W ... 74-70 ... (a)
1-10-62 W ... 90-89 ... (h)
1-9-63 W ... 103-91 ... (a)
2-5-63 W ... 112-105 ... (h)
1-8-64 W ... 97-92 ... (a)
2-4-64 W ... 117-92 ... (h)
1-7-65 W ... 86-82 ... (a)
1-16-65 W ... 127-99 ... (h)
1-8-66 L ... 71-69 ... (a)
2-12-66 W ... 117-104 ... (h)
1-6-67 W ... 75-70 ... (a)
1-14-67 W ... 106-86 ... (h)
1-13-68 W ... 72-67 ... (a)
1-18-68 W ... 76-75 ... (h)
1-11-69 W ... 94-87 ... (a)
2-25-69 W ... 95-86 ... (h)
1-10-70 L ... 121-87 ... (h)
3-4-70 L ... 108-97 ... (h)
1-9-71 L ... 124-82 ... (a)
3-2-71 L ... 94-75 ... (h)
12-18-96 W ... 74-57 ... (h)
11-29-97 W ... 74-70 ... (a)

Jewish Prog. Atlanta (0-1)

1938-39 L ... 39-24 ... (h)

Series Results vs. All Opponents

Junior C. of C. (1-1)

1928-29 W ... 25-24 ... (h)
1928-29 L ... 28-23 ... (h)

Kansas (1-3)

1-17-87 L ... 82-47 ... (a)
1-12-89 W ... 87-86 ... (h)
1-10-90 L ... 100-73 ... (h)
1-16-91 L ... 73-60 ... (a)

Kentucky (0-2)

12-3-56 L ... 114-75 ... (h)
12-5-98 L ... 74-65 ... (a)

Kentucky Wesleyan (4-1)

1-31-56 L ... 86-82 ... (h)
1-24-57 W ... 100-95 ... (h)
12-16-57 W ... 96-78 ... (a)
1-26-59 W ... 69-64 ... (h)
2-22-60 W ... 104-95 ... (h)

Key West Navy (1-0)

1951-52 W ... 85-55 ... (h)

Lafayette (2-1)

1-11-71 W ... 78-75 ... (h)
1-14-91 L ... 73-57 ... (h)
3-12-99 W ... 75-54 ... (h)

La Salle (4-9)

2-5-51 L ... 95-84 ... (h)
2-6-51 (OT) W ... 77-75 ... (h)
1-7-61 L ... 88-74 ... (a)
1-25-62 L ... 73-61 ... (h)
1-4-63 L ... 78-76 ... (a)
1-23-64 W ... 121-99 ... (h)
12-8-64 L ... 90-86 ... (a)
3-5-66 W ... 108-102 ... (h)
12-7-66 L ... 99-82 ... (a)
1-2-68 L ... 92-84 ... (h)
12-11-68 L ... 96-71 ... (a)
2-17-70 W ... 103-96 ... (h)
12-9-70 L ... 97-77 ... (a)

Lehigh (3-1)

12-4-70 W ... 74-67 ... (h)
12-27-89 L ... 83-59 ... (h)
1-9-91 W ... 99-67 ... (h)
12-30-96 W ... 68-32 ... (h)

Long Island University (1-0)

12-16-88 W ... 102-66 ... (h)

Louisiana State University (2-1)

12-11-50 W ... 68-62 ... (h)
12-11-52 L ... 86-58 ... (a)
12-11-57 W ... 73-65 ... (a)

Louisville (2-5)

1-5-51 L ... 73-60 ... (h)
12-29-52 L ... 84-74 ... (h)
1-31-57 L ... 89-60 ... (h)
1-30-61 W ... 71-69 ... (h)
12-6-61 L ... 77-59 ... (h)
2-9-63 W ... 94-84 ... (h)
12-28-65 (OT) L ... 85-84 ... (h)

Loyola (N.O.) (9-7)

12-10-52 L ... 71-54 ... (a)
12-10-55 W ... 83-82 ... (a)
12-10-57 L ... 76-52 ... (h)
1-25-58 W ... 89-82 ... (h)
2-16-59 W ... 93-84 ... (h)
12-12-59 W ... 86-70 ... (h)
2-11-61 W ... 65-61 ... (h)
2-10-62 L ... 113-70 ... (h)
2-15-64 (OT) W ... 97-90 ... (a)
2-13-65 W ... 115-86 ... (h)
2-19-66 L ... 89-76 ... (a)
2-11-67 W ... 68-66 ... (h)

2-17-68 L ... 86-84 ... (a)
2-15-69 W ... 89-80 ... (h)
1-31-70 L ... 98-84 ... (a)
2-6-71 L ... 107-88 ... (h)

Maine (1-0)

11-29-91 W ... 62-57 ... (n)

Manhattan (1-0)

12-28-85 W ... 79-61 ... (h)

Marist (1-1)

2-1-88 (OT) W ... 79-76 ... (a)
2-18-88 L ... 73-62 ... (h)

Marquette (2-2)

3-5-86 L ... 84-62 ... (a)
1-24-87 (OT) W ... 91-89 ... (h)
1-16-88 L ... 65-51 ... (a)
1-28-89 W ... 106-90 ... (h)

Marshall (2-1)

1941-42 L ... 37-33 ... (h)
2-23-71 W ... 89-88 ... (h)
12-27-91 W ... 70-55 ... (a)

Maryland (4-4)

1-28-49 L ... 43-42 ... (h)
1-29-49 W ... 58-48 ... (h)
2-1-54 L ... 63-57 ... (h)
1-22-62 L ... 71-68 ... (h)
12-29-64 W ... 102-85 ... (h)
1-30-68 W ... 93-73 ... (h)
12-21-68 W ... 92-85 ... (h)
12-29-70 L ... 111-77 ... (h)

Maryland-Baltimore County (2-0)

1-11-88 W ... 75-56 ... (h)
11-27-89 W ... 91-74 ... (h)

Maryland-Eastern Shore (3-0)

2-12-86 W ... 77-55 ... (h)
1-14-87 W ... 88-66 ... (h)
11-25-88 W ... 108-80 ... (h)

McDill Field (2-0)

2-19-46 W ... 54-50 ... (a)
1-31-48 W ... 67-48 ... (a)

#Memphis (4-5)

1-4-56 L ... 79-71 ... (n)
1-18-64 W ... 78-69 ... (h)
2-15-66 L ... 86-72 ... (a)
2-2-67 W ... 88-63 ... (h)
2-13-68 L ... 67-44 ... (a)
1-21-91 L ... 80-72 ... (a)
2-11-91 (OT) L ... 83-82 ... (a)
12-22-97 W ... 65-57 ... (a)
12-22-98 W ... 80-64 ... (a)
- Formerly Memphis State University

Mercer (1-1)

1938-39 L ... 56-37 ... (a



Series Results vs. All Opponents

Pennsylvania (4-3)

1-2-48 L	53-46 (h)
12-29-49 W	64-62 (h)
12-30-49 W	53-51 (h)
12-29-51 L	89-64 (h)
12-28-53 L	67-54 (h)
12-27-66 W	82-78 (h)
12-28-88 W	102-69 (n)

Pensacola NAS (2-0)

2-14-47 W	69-50 (h)
2-15-47 W	64-36 (h)

Pepperdine (0-1)


12-13-89 (OT) L	93-90 (a)
---------------	---------	-------	-----------

Pi Chi (2-0)

1939-40 W	42-29	
1940-41 W	45-27	

Pittsburgh (13-13)

12-26-47 W	43-40 (a)
12-21-48 W	58-52 (h)
12-22-48 L	80-48 (h)
1-18-51 L	81-56 (a)
2-9-55 L	78-72 (h)



Dwayne Wimbley ranked second on the team with a 7.9 rebounds per 40 minute average.

12-12-58 L	69-65 (a)
12-28-62 W	86-85 (h)
12-5-64 W	85-71 (a)
1-6-68 W	100-84 (h)
12-27-68 W	72-70 (h)
12-5-69 W	85-67 (a)
1-29-92 L	82-52 (a)
2-4-92 L	77-55 (h)
3-12-92 W	83-71 (n)
1-6-93 L	85-78 (a)
1-23-93 L	86-84 (h)
1-12-94 L	83-55 (a)
2-1-94 L	80-71 (a)
2-18-95 L	67-61 (a)
2-25-95 (OT) W	76-68 (h)
1-20-96 W	66-57 (h)
1-8-97 L	76-72 (a)
2-5-97 W	78-63 (h)
1-3-98 W	73-65 (a)
1-30-99 L	60-54 (a)
2-23-99 W	85-52 (h)

Ponce de Leon (0-1)

1928-29 L	12-11 (h)
---------	---------	-------	-----------

Princeton (1-1)

12-28-48 W	37-35 (h)
12-29-48 L	62-55 (h)

Providence (9-11)

12-8-62 W	82-75 (a)
3-19-63 L	106-96 (n)
1-20-87 L	92-88 (h)
1-27-88 W	83-77 (a)
1-24-89 L	106-91 (h)

2-21-90 L	101-67 (a)
2-12-92 L	73-51 (h)
3-7-92 L	62-57 (a)
1-19-93 W	75-66 (h)
2-16-93 L	75-60 (a)
1-8-94 L	81-59 (a)
2-26-94 L	88-60 (h)
1-18-95 W	81-75 (a)
2-11-95 W	69-63 (h)
2-14-96 L	77-54 (a)
3-2-96 W	66-59 (h)
1-15-97 W	71-69 (h)
2-4-98 W	64-54 (h)
2-18-98 L	59-57 (a)
2-13-99 W	69-65 (a)

Purdue (0-2)

12-30-87 L	110-82 (n)
3-14-99 L	73-63 (n)

Radford (1-0)

1-10-87 W	66-62 (n)
---------	---------	-------	-----------

Redland (1-0)

1928-29 W	42-11 (h)
---------	---------	-------	-----------

Rhode Island (4-0)

1-3-62 W	80-70 (h)
12-6-62 W	88-80 (a)
1-4-64 W	105-88 (h)
1-5-70 W	105-95 (h)

Rider (1-0)

12-18-85 W	81-58 (h)
----------	---------	-------	-----------

Rio Grande (0-1)

12-19-53 L	89-88 (h)
----------	---------	-------	-----------

Robert Morris (1-0)

11-30-84 W	66-51 (h)
----------	---------	-------	-----------

Rollins (35-13)

1-14-28 W	52-15 (h)
1-23-28 L	32-21 (a)
1928-29 W	34-15 (h)
1928-29 W	34-13 (a)
1930-31 L	32-22 (h)
1930-31 W	41-39 (h)
1930-31 L	39-36 (a)
1930-31 L	26-22 (a)
1938-39 W	48-29 (h)
1938-39 L	49-45 (h)
1938-39 W	52-39 (a)
1938-39 L	42-28 (a)
1939-40 L	51-50 (h)
1939-40 L	38-25 (h)
1939-40 L	56-49 (a)
1939-40 W	50-49 (a)
1940-41 W	55-29 (h)
1940-41 W	57-41 (h)
1940-41 W	44-35 (a)
2-11-50 W	70-54 (a)
12-7-50 L	59-58 (a)
1-10-51 W	79-54 (h)
1951-52 L	78-63 (a)
1951-52 W	98-61 (h)
2-5-53 W	68-60 (a)
2-12-53 W	95-69 (h)
2-4-54 L	85-71 (h)
1-8-55 W	93-76 (h)
2-12-55 W	77-69 (a)
1-21-56 W	86-72 (h)
2-9-56 W	89-82 (a)
1-19-57 W	63-51 (h)
2-7-57 W	93-86 (a)
1-13-58 W	90-71 (h)
1-30-58 L	72-68 (a)
12-3-58 W	104-87 (h)
2-6-59 W	84-81 (a)

12-1-59 W	110-86 (h)
2-2-60 W	90-79 (a)
12-1-60 W	80-62 (a)
2-1-61 W	103-75 (h)
1-31-62 W	89-67 (a)
2-19-62 W	92-54 (h)
1-30-63 W	120-72 (a)
2-12-63 W	144-75 (h)
12-19-63 W	108-90 (h)
1-28-64 W	127-85 (a)
1-23-65 W	128-95 (a)
2-23-65 W	148-79 (h)

Rutgers (6-2)

1-3-89 (OT) W	99-94 (a)
2-25-96 L	71-55 (a)
3-6-96 W	77-67 (n)
2-2-97 L	60-59 (a)
2-8-97 W	53-50 (h)
12-2-97 W	63-55 (h)
1-13-99 W	74-62 (a)
2-27-99 W	68-63 (h)

St. Francis (NY) (1-0)

3-16-63 W	71-70 (n)
---------	---------	-------	-----------

St. Francis (PA) (1-0)

1-5-87 W	85-82 (h)
--------	---------	-------	-----------

St. John's (9-10)

1-3-63 W	67-59 (a)
12-12-64 L	79-77 (h)
2-25-67 L	97-70 (a)
1-4-92 L	83-69 (a)
1-14-92 W	45-42 (h)
1-16-93 L	78-74 (a)
2-20-93 W	82-77 (h)
1-22-94 L	75-63 (h)
2-8-94 L	78-63 (a)
1-11-95 W	82-79 (a)
2-13-95 W	71-69 (h)
2-20-96 (2 OT) W	96-91 (h)
12-3-96 L	61-57 (h)
2-22-97 L	77-73 (a)
3-5-97 (OT) W	76-68 (n)
1-13-98 L	73-64 (a)
1-6-99 W	84-79 (h)
2-3-99 W	73-70 (a)
3-5-99 L	62-59 (h)

St. Joseph's (PA) (1-3)

1-20-51 L	58-47 (a)
3-12-64 L	86-76 (n)
1-3-91 L	92-79 (a)
2-6-91 W	87-64 (h)

St. Louis (0-2)

3-16-61 L	58-56 (n)
12-23-88 L	86-71 (n)

St. Mary's (CA) (4-0)

12-12-63 W	101-86 (a)
12-15-64 W	89-77 (h)
12-4-67 W	77-70 (h)
12-19-69 W	91-84 (h)

St. Peter's (1-0)

1-19-63 W	91-75 (h)
---------	---------	-------	-----------

#St. Thomas (2-0)

12-3-69 W	62-60 (h)
12-17-87 W	71-47 (h)

- Formerly Biscayne College

Sam Houston State (1-0)

12-17-93 W	73-58 (h)
----------	---------	-------	-----------

San Diego State (1-1)

1-31-87 (OT) W	83-82 (a)
2-6-88 L	56-49 (h)

San Francisco (2-1)

12-8-60 W	68-56 (a)
12-17-63 W	95-83 (h)
12-9-65 L	105-89 (a)

Santa Clara (0-3)

12-6-60 L	66-65 (a)
12-10-63 L	86-77 (a)
12-7-65 L	78-74 (a)

Savannah State (1-0)

3-2-89 W	107-98 (h)
--------	---------	--------	-----------

Sebring A.C. (1-0)

2-16-28 W	36-23 (a)
---------	---------	-------	-----------

Sebring Firemen (1-0)

1930-31 W	38-35 (a)
---------	---------	-------	-----------

Seton Hall (6-12)

12-29-56 L	92-80 (h)
12-29-69 L	93-90 (h)
1-4-71 W	89-81 (h)
1-7-92 L	64-52 (a)
3-4-92 (OT) L	90-82 (h)
12-7-92 L	65-56 (a)
2-23-93 L	85-73 (h)
1-26-94 L	77-48 (h)
2-19-94 L	85-63 (a)
3-10-94 L	69-51 (n)
1-2-95 L	72-54 (a)
2-22-95 W	61-57 (h)
12-2-95 W	80-70 (h)
1-10-96 L	66-63 (a)
2-10-97 W	61-51 (a)
12-31-97 W	78-65 (a)
2-24-98 L	76-71 (h)
1-27-99 W	77-71 (h)

7th Naval District (0-1)

1-17-46 L	53-19 (h)
---------	---------	-------	-----------

Shenandoah Presb. (1-0)

1940-41 W	50-36	
---------	---------	-------	--

South Carolina (5-2)

12-17-48 W	59-40 (h)
12-18-48 W	65-64 (h)
12-14-49 W	64-54 (h)
12-15-49 W	57-56 (h)
2-5-55 L	83-77 (h)
1-2-60 (OT) W	107-106 (h)
12-5-87 L	76-63 (h)

South Florida (6-2)

1-23-88 W	80-75 (h)
3-1-88 W	92-71 (a)
2-6-89 (2 OT) W	106-104 (h)
2-18-89 W	85-78 (a)
1-6-90 L	93-77 (a)
2-24-90 W	81-73 (h)
12-5-90 L	79-71 (a)
2-25-91 W	67-58 (h)

Southern California (0-2)

12-1-90 L	92-71 (a)
12-27-92 L	86-66 (n)

Southern Illinois (1-0)

11-14-97 W	73-61 (a)
----------	---------	-------	-----------

Southern Methodist (0-2)

12-19-90 (2 OT) L	93-88 (a)
12-20-91 L	69-60 (h)

Southwest

Texas State (0-1)

12-4-92 L	60-57 (h)
---------	---------	-------	-----------

Spring Hill

Yearly Results

1928-29 Coach Tom McCann

34	Rollins	15
22	Havana	26
11	Ponce de Leon	12
66	Miami Beach	18
35	Stetson	13
49	Agoga	19
34	at Rollins	13
15	at Florida Southern	39
13	at Stetson	20
68	Church League All-Stars	23
43	Turner's Sports Shop	17
36	Turner's Sports Shop	17
25	Florida Southern	29
24	Junior C. of C.	24
63	Agoga	33
23	Junior C. of C.	28
42	Redland	11
28	City Hall	20
27	Turner's Sports Shop	36

348 Won 7, Lost 1 170

670 Won 13, Lost 6 419

1926-27 Coach Art Webb

45	Rollins	20
55	YMCA	11
45	St. Petersburg	23
23	Havana	28
49	Oglethorpe	26
38	Stetson	18
54	Florida Southern	24
39	Florida	20

348 Won 7, Lost 1 170

1930-31 Coach Art Webb

24	Turner's Sports Shop	33
22	Rollins	32
41	Rollins	39
27	Florida Southern	24
16	Stetson	36
38	at Sebring Fireman	35
15	at Stetson	37
21	at Florida Southern	40
26	at Rollins	29
22	at Rollins	26

252 Won 3, Lost 7 331

1931-32 Coach Tom McCann

Team played independent teams and junior colleges.
Won 17, Lost 1
Won South Florida AAU title.

1938-39 Coach Hart Morris

38	Havana	34
46	Havana	40
48	Rollins	29
45	Rollins	49
52	at Rollins	39
28	at Rollins	42
37	at Mercer	56
19	at Georgia	41
24	Jewish Prog., Atlanta	39
35	at Albany, Ga. Blues	53

372 Won 4, Lost 6 422

1939-40 Coach Hart Morris

29	Stetson	33
27	Stetson	39
50	Rollins	51
25	Rollins	38
35	at North Carolina State	46
17	at Wake Forest	46
30	at Elon	58
23	at Florida	36
26	at Florida	53
39	at Tampa	31
43	at Florida Southern	42
49	at Rollins	56
50	at Rollins	49
43	at Stetson	48
37	at Stetson	46
37	at Florida Southern	30
30	*Eastern Air Lines	25
41	*Boynston	29
42	*Pi Chi	29
43	*Freshmen	39

716 Won 8, Lost 12
*Gold Ball Tournament

1940-41 Coach Hart Morris

29	Stetson	46
41	Stetson	51
48	YMHA	39
55	Rollins	29
57	Rollins	41
57	at Florida Southern	43
44	at Rollins	35
40	at Stetson	45
40	at Stetson	35
41	Florida Southern	33
38	Florida Southern	50
35	Florida	38
50	Florida	62
45	*Pi Chi	27
50	*Shenandoah Presby.	36
37	*Freshmen	34

707 Won 10, Lost 6
*Gold Ball Tournament

1941-42 Coach Hart Morris

33	Marshall	37
44	Jacksonville Navy	18
41	Florida Southern	21
41	Florida Southern	25
52	Alumni	32
31	at Florida	47
34	at Florida	37
44	at Florida Southern	34
42	at Stetson	47
34	at Stetson	42
38	Tampa	42
52	Tampa	34
25	at Jacksonville Navy	46
37	at Jacksonville Navy	44
37	Stetson	44
46	Stetson	36

628 Won 9, Lost 7 570

1945-46 Coach W.H. Steers

46	Coast Guard	45
43	Navy Rec. Barracks	46
19	7th Navy District	53
52	Coast Guard	45
40	Boca Raton AAF	55
31	Ft. Lauderdale NAS	32
46	Boca Raton AAF	48
46	Caribbean A.S.	41
45	Florida Southern	40
47	at Tampa	47
44	at Tampa	23
54	at McDill Field	50
46	at Florida Southern	43

560 Won 8, Lost 5 568

1946-47 Coach Hart Morris

38	Florida Southern	25
37	Florida Southern	41
36	Florida	33
39	Florida	35
28	at Florida	42
28	at Florida	61
53	Tampa	27
52	Tampa	34
44	at Miami (Ohio)	60
61	at Morehead State	56
39	Tulane	60
46	Stetson	53
74	Stetson	50
61	at Boca Raton AAF	43
53	at Tampa	25
82	at Tampa	36
57	Cincinnati	54
55	at Florida Southern	43
61	at Florida Southern	43
69	Pensacola NAS	50
64	Pensacola NAS	36
54	at Stetson	41
44	at Stetson	38
68	Banana River AF	48
56	*City Coll. Charleston	52
55	*Tennessee Tech	51
46	*Western Kentucky	55

1400 Won 20, Lost 7
*SIAA Tournament

1947-48 Coach Hart Morris

35	Tampa	47
58	Tampa	46
67	Florida	50
55	Florida	58
43	Pittsburgh	40
46	Pennsylvania	53
46	at Stetson	49
59	at Stetson	39
67	at McDill Field	48
60	at Tampa	55
86	at Tampa	67
50	at Florida Southern	59
52	at Florida Southern	43
36	Stetson	41
50	at Florida	72
52	at Florida	49
76	Florida Southern	44
59	Florida Southern	42

997 Won 11, Lost 7 902

Yearly Results

1948-49 Coach Hart Morris

73	Checker Cab	33
69	Muffets	51
61	YMHA	46
59	South Carolina	40
65	South Carolina	64
58	Pittsburgh	52
48	Pittsburgh	80
37	Princeton	35
55	Princeton (2OT)	62
73	Havana	57
66	Havana	53
75	Florida	65
44	Florida	42
45	Western Kentucky	78
47	Western Kentucky	63
42	Maryland	43
58	Maryland	48
53	Stetson	42
68	at Florida Southern	47
68	at Florida Southern	57
81	at Stetson	46
70	at Stetson	58
74	Tampa	57
56	at Florida	90
60	at Florida	50
58	at Tampa	81
73	*Eastern Illinois	89

1633 Won 19, Lost 8
*N. A. I. B. Tournament (Kansas City, MO)

1949-50 Coach Hart Morris

78	Muffets	37
53	Florida	60
64	South Carolina	54
57	South Carolina	56
82	Mississippi	67
55	Mississippi	43
64	Pennsylvania	62
53	Pennsylvania	51
76	Tampa	61
65	Stetson	58
53	North Carolina	55
51	North Carolina	66
69	Florida Southern	59
59	Florida Southern	49
61	Western Kentucky	65
61	Western Kentucky	78
55	at Tampa	67
88	at Stetson	61
82	at Stetson	63
70	Rollins	54
57	at Western Kentucky	79
47	at Western Kentucky	83
46	at Florida	66

1446 Won 14, Lost 9 1393

1950-51 Coach Hart Morris

58	at Rollins	59
64	at Florida Southern	61
68	Louisiana State	62
60	Teachers Coll. of CN	48
80	Florida State	61
61	Dartmouth	52
78	Texas Tech	79
74	Louisville	73
82	Georgia Tech	54
93	Florida State	65
71	Stetson	70
65	Tampa	72
56	at Pittsburgh	81
47	at St. Joseph's (PA)	58
82	Stetson	55
64	Western Kentucky	68
71	Florida	78
84	La Salle	95
77	La Salle (OT)	75
79	Florida State	65
61	at Florida	71
78	at Stetson	66
74	at Tampa	94

1487 Won 10, Lost 12 1520

1951-52 Coach Hart Morris

90	Boca Chica	53
85	Key West Navy	55
68	Culver-Stockton	54
63	at Rollins	78
65	at Florida	69
70	Nebraska	60
68	Yale	70
64	Pennsylvania	89
53	Furman	55
106	Florida Southern	43
93	Florida State	56
88	Stetson	57
87	Tampa	61
74	Western Kentucky	102
67	Bowling Green	78
58	at Florida Southern	41
80	at Stetson	74
76	at Florida State	63
98	Rollins	61
76	Florida	68
87	at Tampa	78
70	*Florida State	73

1687 Won 14, Lost 8
*N. A. I. B. District Tournament (DeLand, FL)

1952-53 Coach Dave Wike

83	Florida Southern	60
70	Miami Beach All-Stars	45
54	at Loyola (N.O.)	71
58	at Louisiana State	86
75	Florida	73
59	Columbia	65
79	Texas Tech	64
74	Louisville	84
82	Georgia Tech	60
93	Florida State	65
71	Stetson	70
65	Tampa	72
56	Western Kentucky	98
65	Murray State	69
56	at Florida	78
77	at Stetson	80
68	at Rollins	60
95	Rollins	69
84	at Tampa	86
75	at Florida State	81
64	at Eglin Field	66

1503 Won 9, Lost 12 1502

1953-54 Coach Dave Wike

85	Florida	75
88	Rio Grande	98
81	Ohio State	106
54	Pennsylvania	67
48	Brandeis	68
78	Florida State	61
52	at Florida	75
63	Stetson	85
57	Maryland	63
71	at Rollins	85
69	at Florida State	76
56	at Stetson	108
69	at Tampa	65
77	at Florida Southern (2OT)	70
67	Tampa	59

1015 Won 5, Lost 10 1161

1954-55 Coach Bruce Hale

58	Florida Southern	44
61	Florida	70
80	*Tennessee	89
66	at Florida State	71
67	New York University	74
74	Furman	91
93	Rollins	76
73	Miami (Ohio)	75
68	at Florida	80
103	Tampa	76
84	Georgetown	81
77	South Carolina	83
72	Pittsburgh	78
77	at Rollins	69
85	at Stetson	89
73	at Florida Southern	71
105	at Tampa	89
79	Stetson	77
80	Florida State	86

1555 Won 9, Lost 11
*Blue Gray Tournament (Montgomery, AL)

1955-56 Coach Bruce Hale


92	Florida Southern	80
96	Tampa	59
61	at Mississippi So.	63
83	at Loyola (N.O.)	82
71	at Spring Hill College	79
69	Florida	74
80	Bradley	73
92	Yale	90
86	*Tulane	75
78	*West Virginia	83
71	*Memphis State	79
96	*Clemson	98
76	at Florida State	78
89	Mississippi College	84
85	at Florida	87
85	Stetson	79
86	Rollins	72
77	Houston	95
82	Kentucky Wesleyan	86
77	Xavier	75
84	at Stetson	91
89	at Rollins	82
91	at Florida Southern	90
94	at Tampa	74
89	Morehead State	102
91	Florida State	85

2170 Won 14, Lost 12 2115

*Orange Bowl Classic (Miami, FL)
*Senior Bowl Classic (Mobile, AL)

1956-57 Coach Bruce Hale

84	Florida Southern
75	Kentucky
48	at Dayton
68	at Toledo
80	at Akron
97	Tampa
65	Florida
86	Texas A&M
67	Houston
70	*Connecticut
76	*Valparaiso
80	*Seton Hall
86	Colorado
89	Stetson
63	at Florida
85	at Florida State
63	Rollins
100	Kentucky Wesleyan
60	Louisville
75	Spring Hill
93	at Stetson
93	at Rollins
85	at Florida Southern
78	at Tampa
85	Mississippi Southern
98	Florida State



Yearly Results

1960-61 Coach Bruce Hale

80	at Rollins	62
93	Tampa	64
65	at Santa Clara	66
68	at San Francisco	56
80	at Brigham Young	112
87	Florida Southern	54
93	Florida	74
82	*Army	75
77	*Holy Cross	71
102	Miami (Ohio) (2OT)	100
74	at La Salle	88
73	at Florida	81
93	at Jacksonville (OT)	84
78	at Florida State	89
89	Houston	78
86	Centenary	74
70	Louisville	69
103	Rollins	75
68	at Stetson	76
92	at Florida Southern	80
93	Loyola (N.O.)	61
65	Stetson	84
91	at Tampa	99
106	at Iona	96
67	Jacksonville	80
70	Morehead State	70
65	at Florida State	73
91	\$St. Louis	58

2230 2036

Won 20, Lost 7
*-Hurricane Classic
\$-National Invitational Tournament
(Madison Square Garden)

1961-62 Coach Bruce Hale

93	Jacksonville	80
81	at Morehead State	107
59	at Louisville	77
69	at Murray State	67
96	Florida Southern	67
66	Florida	61
83	*Miami (Ohio)	73
67	*Temple	85
80	Rhode Island	70
113	Oklahoma City (OT)	118
90	at Jacksonville	89
62	at Florida	74
60	at Florida State	65
68	Maryland	71
61	La Salle	73
95	at Tampa	113
89	at Rollins	67
79	at Stetson	70
62	at Florida Southern	73
69	Houston	80
70	Loyola (N.O.)	113
86	Stetson	78
96	Tampa	81
92	Rollins	54
83	Tulsa	66
80	Florida State	83

2069 2045

Won 14, Lost 12
*-Hurricane Classic

1962-63 Coach Bruce Hale

91	Florida (OT)	87
72	at Boston College	69
88	at Rhode Island	80
82	at Providence	75
116	Florida Southern	93
71	Duke	69
94	*Cornell	85
86	*Pittsburgh	85
67	at St. John's	59
76	at La Salle	78
103	at Jacksonville	91
86	at Florida	77
74	at Florida State (OT)	77
99	St. Peter's	75
71	Houston	70
78	at Tampa	76
120	at Rollins	72
64	at Stetson	66
99	at Florida Southern	83
112	Jacksonville	105
112	Louisville	84
114	Rollins	75
77	Loyola (N.O.)	84
112	Tampa	91
99	Florida State	70
75	Stetson	60
71	\$St. Francis (NY)	70
96	\$Providence	106

2509 2201

Won 23, Lost 5
*-Hurricane Classic
\$-National Invitational Tournament
(Madison Square Garden)

1963-64 Coach Bruce Hale

101	Tampa	95
95	Florida	79
77	at Santa Clara	86
101	at St. Mary's (CA)	86
81	at Nevada (OT)	78
95	San Francisco	83
108	Rollins	90
79	*Army	71
85	*Syracuse (OT)	86
105	Rhode Island	88
97	at Jacksonville	92
91	at Florida	114
78	at Florida State	80
78	Memphis State	69
121	La Salle	99
127	at Rollins	85
134	at Tampa	104
81	at Stetson	75
85	at Florida Southern	78
117	Jacksonville	92
94	Creighton	124
83	at Houston	93
97	at Loyola (N.O.) (OT)	90
120	Florida Southern	79
87	Stetson	70
82	Florida State	80
76	\$St. Joseph's (PA)	86

2575 2352

Won 20, Lost 7
*-Hurricane Classic
\$-National Invitational Tournament
(Madison Square Garden)

1964-65 Coach Bruce Hale

136	at Tampa	119
99	\$Duquesne	95
85	\$Pittsburgh	71
86	at La Salle	90
74	at Niagara	67
77	St. John's	79
89	St. Mary's (CA)	77
67	Florida	58
86	*Yale	71
80	*Maryland	73
86	at Jacksonville	82
66	at Florida State	67
124	Florida Southern	93
127	Jacksonville	99
69	at Florida	86
128	at Rollins	92
115	Oklahoma City	92
100	Miami (Ohio)	85
86	at Stetson	84
94	at Florida Southern	82
141	Tampa	110
115	Loyola (N.O.)	86
95	Stetson	84
103	Houston	91
148	Rollins	79
82	Florida State	75

2558 2190

Won 22, Lost 4
*-Hurricane Classic
\$-Steel Bowl (Pittsburgh, PA)

1965-66 Coach Bruce Hale

120	Tampa	91
66	Florida	77
74	at Santa Clara	78
89	at San Francisco	105
79	at Nevada	89
105	Ohio University	100
81	*Boston	60
84	*Louisville (OT)	85
88	Utah	87
62	at Florida State	78
69	at Jacksonville	71
66	at Florida	111
89	Florida Southern	66
89	at Stetson	78
101	at Florida Southern	80
83	at Tampa	71
88	William and Mary	66
91	Creighton	81
80	Virginia	75
117	Jacksonville	104
72	at Memphis State	86
96	at Houston	111
76	at Loyola (N.O.)	89
86	Stetson	77
112	Florida State	90
108	La Salle	102

2271 2208

Won 15, Lost 11
*-Hurricane Classic

Yearly Results

1966-67 Coach Bruce Hale

72	at Tampa	63
88	Florida	113
82	at La Salle	99
86	at Mount St. Mary's	83
80	at Virginia	78
64	\$Clemson	73
87	\$Auburn	73
82	*Pennsylvania	78
89	*Western Kentucky	94
75	at Jacksonville	70
60	at Florida State	61
111	Oklahoma City	109
106	Jacksonville	86
97	Tampa	86
102	Florida Southern	73
53	at Stetson	56
55	at Florida Southern	49
88	Memphis State	63
57	at Florida	73
68	Loyola (N.O.)	66
95	Stetson	84
86	Houston	105
79	Dayton	80
70	at St. John's	97
84	at Georgia Tech	90
110	Florida State	90

2126 2091

Won 15, Lost 11
*-Hurricane Classic
\$-Volunteer Classic

1967-68 Coach Ron Godfrey

54	at Washington	96
80	at Washington	81
77	at St. Mary's (CA)	70
102	at Hawaii	83
76	at Hawaii	110
104	Tampa	103
93	Eastern Kentucky	87
72	Brown	71
81	*Dartmouth	81
91	*New York University	91
84	La Salle	92
100	Pittsburgh	84
76	at Tampa	78
93	at Florida State	122
67	at Jacksonville	67
72	at Jacksonville	75
49	at Stetson	72
94	at Florida Southern	76
73	Maryland	73
98	Loyola (N.O.)	98
95	Tampa	79
98	Miami (Ohio)	68
95	Jacksonville	86
86	Florida State (OT)	89

2368 2419

Won 17, Lost 11
*-Hurricane Classic

1968-69 Coach Ron Godfrey

84	*Florida State	111
62	*Florida	111
71	at La Salle	96
72	at Alabama	85
77	+Yale	71
92	*Maryland	85
72	*Pittsburgh	70
76	*Illinois	86
89	Bucknell	84
81	at Florida State	86
84	at Jacksonville	87
79	Tulane	90
87	at Florida Southern	83
90	at Stetson	90
82	Hawaii	82
92	Morehead State (OT)	91
83	Stetson	87
94	Florida A&M	91
89	Loyola (N.O.)	80
95	Tampa	79
74	Miami (Ohio)	68
95	Jacksonville	86
86	Florida State (OT)	89

1985 2048


Won 14, Lost 10
*-Hurricane Classic
*-Sunshine State Classic
*-Marshall Tournament

1969-70 Coach Ron Godfrey

81	Oregon State	86
62	Biscayne	60
85	\$Pittsburgh	67
88	\$Duquesne	94
69	at UCLA	127
90	at Pepperdine (OT)	93
91	St. Mary's (CA)	84
69	*Seton Hall	76
74	*Ohio University	99
62	Bucknell	88
105	Rhode Island	95
87	at Florida State	114
87	at Jacksonville	121
94	Centenary	78
103	at Florida Southern	92
88	at Stetson	116
90	at Tulane	105
84	at Loyola (N.O.)	98
118	Florida A&M	111
86	at Centenary	107
98	at Houston	118
103	La Salle	96
86	Stetson	95
90	Oklahoma City	91
96	Florida State	112
97	Jacksonville	108

2290 2521

Won 9, Lost 17
*-Hurricane Classic
\$-Steel Bowl (Pittsburgh, PA)




1970-71 Coach Ron Godfrey

74	Lehigh	67
77	at La Salle	97
77	at Dayton	91
58	*Nebraska	85
91	*Oklahoma City (OT)	94
83	Fordham	85
77	at Maryland	111
90	Oklahoma City	87
89	Seton Hall	81
106	at Florida State	114
82	at Jacksonville	124
78	Lafayette	75
74	Tulane	71
75	at Oklahoma City	88
84	at Creighton	104
95	at Florida Southern (OT)	96
74	at Stetson	90
75	Morehead State	76
88	Loyola (N.O.)	107
76	Stetson	91
81	at George Washington	83
82	at American University	93
93	Houston	99
89	Marshall	88
100	Florida State	94
75	Jacksonville	94


2143 2373

Won 7, Lost 19
*-Husker Classic (Lincoln, NE)


1971-85 UM did not have a team



In 1998-99 Vernon Jennings won the BIG EAST assist title with an average of 6.1 assists per game.




Miami has been nationally ranked in field goal percentage defense in each of the last three seasons.



Yearly Results

1985-86 Coach Bill Foster		
85	The Citadel	77
82	*Georgia State	72
81	*Georgia	78
66	at Wisconsin	88
67	at Wisconsin-Green Bay	63
64	Florida	81
81	Rider	58
64	at UCLA	109
61	#Brown	62
79	#Manhattan	61
47	Fairfield	56
70	Hofstra	63
57	at New Orleans	64
71	Towson State	66
74	Arizona (OT)	81
83	Florida State	75
71	Baptist	60
53	at Florida	75
102	%Brooklyn College	93
72	at Florida State	90
68	at Dayton	79
77	MD.-Eastern Shore	55
75	New Orleans	85
82	at Duke	104
73	Notre Dame	126
73	American University	64
66	Hartford	62
62	at Marquette	84

2006 2131
 Won 14, Lost 14
 *AMI Classic (Miami, FL)
 #Orange Bowl-Budweiser
 Tournament
 %at West Palm Beach Auditorium



John Salmons started the final 12 games of the season as a freshman in 1998-99.

1986-87 Coach Bill Foster		
64	*Central Florida	54
61	*Penn State	74
77	at North Carolina	122
54	Wisconsin	65
55	Winthrop	63
86	Dartmouth	88
67	Duke	74
78	#Yale (OT)	75
71	#Stanford	58
45	Wisconsin-Green Bay	62
85	St. Francis (PA)	82
74	+PR-Bayamon	74
111	+PR-Rio Piedras	64
66	+Radford	62
88	MD.-Eastern Shore	66
47	at Kansas	82
81	Providence	92
91	Marquette (OT)	89
62	at New Mexico	78
83	at San Diego State (OT)	82
63	Florida State	57
62	Navy	78
70	%Fairleigh Dickinson	73
78	Dayton	92
97	Armstrong State	47
102	Florida International	81
75	at Florida	99
84	at Florida State	108
115	Coppin State	76
49	Notre Dame	65
83	Brooklyn College	64

2332 Won 15, Lost 16
 *AMI Classic (Miami, FL)
 #Palm Beach Hurricane Classic
 +Puerto Rico Tournament
 %at Meadowlands Arena
 (E. Rutherford, NJ)

1987-88 Coach Bill Foster		
76	*Michigan	109
84	*Duquesne	73
77	*Alaska-Anchorage	78
96	-Colgate	68
63	-South Carolina	76
71	St. Thomas	47
85	Texas	56
110	Alabama State	107
104	#American University	70
82	#Purdue	110
78	Georgetown	82
81	Fairleigh Dickinson	68
69	at Duke	107
62	Winthrop	60
75	MD.-Baltimore County	56
51	at Marquette	65
64	Coppin State	54
80	South Florida	75
83	at Providence	77
79	\$Marist (OT)	76
62	Monmouth (OT)	64
86	at Bringham Young	99
73	Florida	83
62	Marist	73
96	at Va. Commonwealth	93
82	DePaul	101
92	at South Florida	71
100	Central Florida	80
89	at Dayton	90
92	Florida International	76

2400 Won 17, Lost 14
 *Great Alaska Shootout
 (Anchorage, AK)
 -City of Miami Classic
 #Eastern Airlines Palm Beach
 Classic
 \$at Madison Square Garden

1988-89 Coach Bill Foster		
108	MD.-Eastern Shore	80
108	Oral Roberts	103
66	UCLA	91
88	Bethune-Cookman	72
102	Duke	117
102	Long Island University	66
81	at Florida	101
71	*St. Louis	86
83	*Eastern Illinois	68
77	*Old Dominion	76
102	#Pennsylvania	69
81	#Wichita State	59
99	at Rutgers (OT)	94
79	at Georgetown	112
77	Va. Commonwealth	87
87	Kansas	86
59	at Stanford	93
106	Providence	106
90	Marquette	90
110	New Mexico	110
86	Brigham Young	86
106	South Florida (2OT)	104
101	Tennessee Tech	101
79	at DePaul	87
79	%Florida Atlantic	74
85	at South Florida	78
104	at Texas	123
92	at Oral Roberts	99
90	Davidson	78
107	Savannah State	98
89	Florida International	82

2809 Won 19, Lost 12
 *Chaminade Classic
 (Honolulu, HI)
 #Eastern Airlines Palm Beach
 Classic
 %at West Palm Beach Auditorium

1989-90 Coach Bill Foster		
91	MD.-Baltimore County	74
77	Baptist	67
87	Dayton	82
81	Alabama State	98
53	at Arizona	83
59	#Lehigh	83
60	#Boston College	69
101	at George Mason (OT)	91
77	at South Florida	93
73	Kansas	100
94	Brooklyn College	61
67	at Washington	83
101	Florida State (2OT)	97
58	Arizona State	62
60	at Notre Dame	107
48	at DePaul	76
53	Mercer	47
74	at North Carolina	87
72	at Davidson	64
49	DePaul	66
62	Central Conn. State	40
73	at Florida State	92
62	Florida	59
67	at Providence	101
81	South Florida	73
58	Hartford	62
93	Tulane	60
83	Florida International	55

2132 Won 13, Lost 15
 #Eastern Airlines
 Palm Beach Classic

1990-91 Coach Leonard Hamilton		
91	George Mason	97
67	at Penn State	93
71	at Southern California	92
71	at South Florida	79
60	Georgia	78
72	Dartmouth	60
88	at Southern Methodist (2OT)	93
74	#Miami (Ohio) (2OT)	101
60	at Florida	62
67	at St. Joseph's (PA)	92
67	at West Virginia	71
52	Lehigh	67
57	Notre Dame	60
60	Lafayette	73
72	at Memphis State	80
66	at Wake Forest	72
79	Northeastern	63
79	Davidson	67
87	St. Joseph's (PA)	64
82	Memphis State (OT)	58
53	DePaul	66
67	South Florida	56
87	Florida International	65
58	at DePaul	75

2078 Won 9, Lost 19
 #Eastern Airlines
 Palm Beach Classic

1991-92 Coach Leonard Hamilton		
80	Barry	67
83	Florida Atlantic	53
62	*Maine	57
61	*Eastern Kentucky	66
72	*Tennessee	60
55	Howard	64
60	Southern Methodist	69
57	at Arizona State	62
70	#Marshall	58
64	#George Washington	75
62	*at Connecticut	85
69	*at St. John's	83
52	*at Seton Hall	64
57	*at Syracuse	73
45	*St. John's	42
58	*Connecticut	77
50	*Boston College	51
40	*at Georgetown	60
52	*at Pittsburgh	82
62	*at Davidson	66
55	*Pittsburgh	77
51	*Providence	73
58	*Georgetown	75
50	*at Villanova	74
49	*at Boston College	55
50	*Villanova	61
63	*Syracuse	68
68	Florida International	63
82	*Seton Hall (OT)	90
57	*at Providence	62
83	\$Pittsburgh	71
64	\$Georgetown	77

2160 Won 8, Lost 24 (1-17 BIG EAST)
 ^San Juan Shootout
 (San Juan, Puerto Rico)
 #Palm Beach Classic
 *BIG EAST Regular Season games
 \$-BIG EAST Tournament
 (Madison Square Garden)

Yearly Results

1992-93 Coach Leonard Hamilton		
64	Florida International	72
57	Southwest Texas State	60
56	*at Seton Hall	65
81	Barry	64
84	Florida Atlantic	61
67	at Georgia	69
66	Southern California	86
73	UNC-Wilmington	69
80	*Georgetown	69
78	*at Pittsburgh	85
81	*at Syracuse	89
74	*at St. John's	78
75	*Providence	86
84	*Pittsburgh	86
80	*Connecticut	65
69	*at Villanova	82
78	Bethune-Cookman	54
81	*Syracuse	71
75	*Boston College	88
72	*at Connecticut	75
60	*at Providence	75
82	*St. John's	77
73	*Seton Hall	85
58	*at Boston College	70
64	*at Georgetown	82
77	*Villanova	76
40	\$Georgetown	67

2004 Won 10, Lost 17 (7-11 BIG EAST)
 *BIG EAST Regular Season games
 \$-BIG EAST Tournament
 (Madison Square Garden)

1993-94 Coach Leonard Hamilton		
85	Florida Atlantic	53
82	UNC-Asheville	60
91	Florida A&M	47
47	*Georgetown	61
82	Bethune-Cookman	54
73	Sam Houston State	58
63	at Buffalo	57
52	*at Syracuse	81
55	Wagner	57
79	at Florida Atlantic	62
59	*at Providence	81
55	*at Pittsburgh	83
49	*at Boston College	69
63	*St. John's	75
48	*Seton Hall	77
40	*at Georgetown	77
71	*Pittsburgh	80
57	*at Connecticut	73
63	*at St. John's	78
58	*Villanova	77
63	*Boston College	79
63	*at Seton Hall	85
60	*Providence	88
69	*Syracuse	71
63	*at Villanova	83
51	*Seton Hall	69

1909 Won 7, Lost 20 (0-18 BIG EAST)
 *BIG EAST Regular Season games
 \$-BIG EAST Tournament
 (Madison Square Garden)

1994-95 Coach Leonard Hamilton		
66	Northeastern Illinois	48
76	Florida Atlantic	59
66	Robert Morris	51
65	*Syracuse	83
67	Florida A&M	53
55	at Clemson	75
55	+UNLV	56
43	Fordham	43
54	*at Seton Hall	72
64	*at Georgetown	71
82	*at St. John's	79
81	*at Providence	75
69	*Boston College	68
62	*Villanova	92
51	*at Syracuse	76
57	*at Connecticut	82
67	*Georgetown (OT)	61
63	*at Villanova	73
69	*Providence	63
71	*St. John's	69
61	*at Seton Hall	67
77	*at Boston College (OT)	71
76	*Pittsburgh (OT)	68
80	at Florida Atlantic	70
67	*Connecticut	75
58	\$Georgetown	69
56	#at Penn State	62

1888 Won 15, Lost 13 (9-9 BIG EAST)
 +Orange Bowl Classic
 (Miami Arena)
 *BIG EAST Regular Season games
 \$-BIG EAST Tournament
 (Madison Square Garden)
 #National Invitational Tournament
 (Rec Hall, University Park, PA)

1995-96 Coach Leonard Hamilton		
81	Northeastern Illinois	58
76	at Florida Atlantic	56
80	*Seton Hall	70
68	*Villanova	70
77	Florida A&M	53
61	Winthrop	56
81	Florida Atlantic	51
69	Clemson (OT)	66
55	+Tennessee	57
62	Columbia	62
75	*Syracuse	66
52	*at Connecticut	73
63	*at Seton Hall	66
67	*at Georgetown	72
66	*Pittsburgh	57
72	*Notre Dame	64
51	*at Syracuse	90
68	*West Virginia	72
58	*Boston College	65
54	*at Providence	77
69	*at West Virginia	72
96	*S. John's (2OT)	91
55	*at Rutgers	71
71	*at Notre Dame	59
66	*Providence	59
77	*Rutgers	67
62	\$Georgetown	92

1883 Won 15, Lost 13 (8-10 BIG EAST)
 +Orange Bowl Classic
 (Miami Arena)
 *BIG EAST Regular Season games
 \$-BIG EAST Tournament
 (Madison Square Garden)

1996-97 Coach Leonard Hamilton		
78	Buffalo	61
83	Florida Atlantic	74
43	at UNLV	55
57	*St. John's	61
63	*Syracuse	63
58	Hartford	58
74	Jacksonville	57
65	at Tennessee	78
61	+DePaul	45
68	Lehigh	32
62	*at Boston College	65
69	*at Georgetown	76
72	*at Pittsburgh	76
61	*at Villanova	59
68	*Georgetown (OT)	65
46	*Connecticut	46
60	*at Rutgers	60
63	*Pittsburgh	63
50	*Rutgers	50
61	*at Seton Hall	51
72	*at Connecticut	72
57	*Boston College	59
73	*at St. John's	77
69	*at Notre Dame	69
54	*West Virginia	82
76	\$St. John's (OT)	68
59	\$Georgetown	63
63	#Michigan	76

1821 Won 18, Lost 10 (11-7 BIG EAST)
 +Orange Bowl Classic
 (Miami Arena)
 *BIG EAST Regular Season games
 \$-BIG EAST Tournament
 (Madison Square Garden)
 #National Invitational Tournament
 (Crisler Arena, Ann Arbor, MI)

1997-98 Coach Leonard Hamilton		
73	at Southern Illinois	61
69	Florida Atlantic	47
89	UNC Charlotte	72
86	Eastern Kentucky	64
74	at Jacksonville	70
63	*Rutgers	55
66	*Georgetown	56
80	Georgia State	64
65	at Memphis	57
61	+Georgia Tech	69
65	*at Seton Hall	65
73	*at Pittsburgh	67
76	*Connecticut	98
84	*at West Virginia	73
67	*at St. John's	73
65	*at Syracuse	85
63	*Villanova	63
57	*at Boston College	57
78	*at Villanova	78
75	*at Villanova	54
64	*Providence	54
72	*Syracuse	72
57	*Notre Dame	57
59	*at Providence	59
65	*at Notre Dame	59
76	*Seton Hall	76
66	*West Virginia	66
50	\$Georgetown	62
62	#UCLA	65

Wendy's®


Junior Canes Club



Sign up now for the 1999-2000 Wendy's Junior Canes Club and receive the following benefits:

- Official Wendy's Junior Canes Club T-shirt
- Birthday card from Sebastian the Ibis
- Personal membership card
- Special recognition at selected Junior Canes Club games
- Free Wendy's kid meal with every membership
- One (1) endcourt ticket to two (2) men's basketball games
- Free admission ticket to all women's basketball home games at the Knight Sports Complex
- Free admission to all Sunday baseball games at Mark Light Stadium
- Quarterly Canes Clubhouse newsletter

**For an application or information,
call UM Sports Marketing at 305-284-2400**



**HOOPS
FOR THE
NEXT
GENERATION**

MEDIA

Covering the 'Canes

Sports Information

The offices are located in the Hecht Athletic Center at 5821 San Amaro Drive on the Coral Gables Campus. The Knight Sports Complex, headquarters for UM basketball practice, is located next to the Hecht Center. A media workroom is available in the UM SID office.

Mailing Address

University of Miami
Sports Information Dept.
P.O. Box 248167
Coral Gables, FL 33124

Street Address

University of Miami
Sports Information Dept.
5821 San Amaro Drive
Coral Gables, FL 33146

OFFICE PHONE:
(305) 284-3244

FAX PHONE:
(305) 284-2807

Staff

Sam Henderson
Asst. SID - Basketball
(305) 412-8364

Bob Burda
Assistant Athletic Director of Communications
(305) 596-7192

Phil de Montmollin
Asst. SID
(305) 672-0601

Joe Hornstein
Asst. SID
Home - (305) 598-2583

Gail Wilkins
Asst. SID
(305) 412-8667

Linda Britton
Director of Communications
(305) 853-3015

Etta Schaller
Publications Coordinator

Angie Salazar
Sr. Staff Associate

Carol Recicar
Administrative Asst.

Charles Campisi
SID Intern

Interview Policy

All interviews with UM players and coaches should be scheduled through the Sports Information Office. The best time to reach Coach Hamilton is between 10-11 a.m. on weekdays. Players are available prior to the start of practice. Post-practice interviews will be available on a limited basis. THERE WILL BE NO PLAYER INTERVIEWS ON GAME DAYS.

Post-Game Interviews

Miami players and Head Coach Leonard Hamilton will retire to the locker room immediately following each game for a 10-minute cooling off period. Following the meeting, Coach Hamilton will be interviewed by WQAM Radio prior to addressing the media in the media interview room. Once Coach Hamilton has concluded his post-game press conference, two or three Hurricane players will be brought to the interview room to address the media. Members of the media requiring specific players are instructed to inform a UM SID representative of their request. THE UM LOCKER ROOM WILL NOT BE OPEN FOR POST-GAME INTERVIEWS.

Photographers

NCAA rules limit the shooting access areas to BEHIND THE BASELINES ONLY. NO PHOTOGRAPHERS WILL BE PERMITTED TO SHOOT ALONG THE SIDELINE OR BENCH AREAS. Photo requests should be made at least two weeks in advance to Carol Recicar in the UM SID office. Photographers desiring to use strobe lighting must notify the SID office when making their credential request.

Press Credentials

Credentials for UM home games are to be used by the working media only and should be requested in writing on letterhead stationery at least two weeks in advance. Please direct all requests to Carol Recicar at the UM Sports Information Office: P.O. Box 248167, University of Miami, Coral Gables, FL 33124-0814.

Telephones

Three courtside telephone lines will be available to visiting media for a fee of \$100 per line used payable in advance of the game by check made out to the University of Miami. The lines are restricted to credit card and collect long distance calls only. Please contact Carol Recicar at the UM Sports Information Office

to reserve these lines. The flagship radio station for visiting teams will have priority in reserving line use. It is recommended that media with deadline concerns who do not reserve a line through the Miami SID office order phones by calling BellSouth at 1-800-753-7289 or (305) 780-2830. The street address of the Miami Arena is: 721 N.W. 1st Avenue, Miami, FL 33136.

Parking

Media members who desire parking at the Miami Arena can purchase a season parking pass for \$96. Parking passes are sold through the UM Hecht Athletic Center Ticket Office.

Statistics/Services

Complete game statistics including play-by-play and shot charts will be available at all UM home games. In-game statistics are available to radio and television announcers via television monitors on press row. A meal is served approximately 90 minutes prior to tipoff and at halftime.

Practice Attendance

The majority of UM basketball workouts will be closed. However selected workouts and scrimmages will be open to the media. For pre-practice interviews and scrimmage attendance, all media guests are required to check

in with the UM Sports Information Office. THE UM LOCKER ROOM, DORMS, WEIGHT ROOM AND TRAINING ROOM ARE OFF LIMITS TO THE MEDIA.

Tickets

Contact the UM Ticket Office at 1-800-GO-CANES or (305) 284-CANES to order game tickets.

BIG EAST Faxback

The BIG EAST provides a FaxBack service, a quick and easy source for press releases, notes and statistics available 24 hours a day from the convenience of your fax machine. Accredited media should contact the conference media relations office at (401) 453-0660 for the phone number.

Breaking News: 1420
Hurricanes Short Notes: 1421
Hurricanes Full Notes: 1422
Hurricanes Stats Only: 1423
Latest Box Score: 1424

Videotape Highlights

Requests for videotaped highlights of UM for publicity purposes can be made through Fairway Productions Group (305) 284-6433. Fairway is available to provide interview footage and any special requests for out-of-town media.

Hurricanes Flood the Air Waves

Hurricane Radio Network

The University of Miami has granted rights for the Hurricane Radio Network to Beasley-Reed Acquisition Partnership.

In Miami, Sports Talk Radio, WQAM (560 AM), a Beasley-Reed owned station, will carry Hurricane football, men's basketball and baseball.

The new broadcast team of Marc Vandermeer (play-by-play) and Joe Zagacki (analyst) will describe all of this season's action.

Vandermeer is new to the University of Miami as well as South Florida. He most recently was the voice of University of Massachusetts football, basketball and baseball.

Zagacki returns for his second stint as a member of the Hurricanes broadcast team having served as analyst for Hurricane football, basketball and baseball in the late 80's and early 90's.

Hurricane Hotline

WQAM will also serve as the home for Hurricane Hotline, a one-hour call-in radio show broadcast live every Thursday during the season featuring Coach Leonard Hamilton and his guests. Marc Vandermeer will serve as the host of the program which will air from 6-7 p.m.

WVUM (90.5 FM)

WVUM Radio, the University's student radio station, will broadcast all Hurricane home games and the 1999 BIG EAST Tournament. Sports Director Dan Laing and his staff will handle broadcast duties.

WVUM will also broadcast a half hour pre-game show before every Hurricane home BIG EAST contest and a post-game show with a UM assistant coach after every broadcast.

SportsChannel Florida

SportsChannel Florida will serve as the primary television home for UM basketball for the third straight season. The regional cable outlet will broadcast nine University of Miami games, including seven BIG EAST Conference clashes.

SportsChannel will also air a half-hour season preview on the Hurricanes, hosted by Frank Forte, in the month of November and a post-season special in April.

WPLG-CHANNEL 10

WPLG-Channel 10 will broadcast the Hurricanes' road game versus Georgetown on Jan. 15. The game, which will be produced and distributed by ESPN Regional, Inc. is part of the BIG EAST Game-of-the-Week syndicated package.

THE LEONARD HAMILTON SHOW

WPLG-Channel 10 and SportsChannel Florida will carry a half-hour show every Saturday at 11:30 a.m. beginning January 15. The show will be hosted by WPLG sportscaster Frank Forte.

The program will feature Coach Leonard Hamilton, highlights of the previous week, a preview of the upcoming week, player interviews and features.

The show is produced by Fairway Production Group.

CBS

The Hurricanes will make a minimum of two appearances on CBS this season. Miami's Jan. 29 contest vs. Kentucky and its Mar. 5 contest against St. John's will be telecast live by the network.

ABC

The Hurricanes will make one appearance on ABC this season. Miami's game at Connecticut on Feb. 19 will be carried by the network.

ESPN/espn2


The Hurricanes will make a minimum of four appearances on national cable outlets this season. Miami's Dec. 18 game against North Carolina, its Jan. 17 road game against Villanova, as well as its home games against Georgetown on Feb. 7 and Notre Dame on Feb. 26 will be telecast on ESPN.

For the third straight year ESPN has secured the rights to the BIG EAST Tournament. All BIG EAST Tournament games will be shown live on either ESPN or espn2, assuring the 'Canes of at least one more appearance on the national cable outlets.


ESPN REGIONAL TV

ESPN Regional Television will produce almost all remaining conference and non-league games, not nationally televised, for regional syndication and local market viewing.

ERT remains as the nation's largest syndicator of college sports programming, reaching close to one-third of the nation's homes throughout BIG EAST markets and beyond.



Marc Vandermeer



Joe Zagacki



Dan Bonner of ESPN interviews UM Head Coach Leonard Hamilton after a Hurricane victory.

Sports Information Staff



Linda Britton



Bob Burda



Phil de Montmollin



Sam Henderson



Joe Hornstein



Carol Recicar




Angie Salazar



Etta Schaller



Gail Wilkins



Charles Campisi

Media Coverage

Local Print

OUTLET	ADDRESS	PHONE	FAX	CONTACTS
Boca Raton News	33 SE 3 Street, Boca Raton, FL 33432	(561) 395-8300	(561) 338-4944	Andy Kent, Sports Editor, Bob Gosman, Marcus Nelson, Jamey Eisenberg (Sports Writers)
Coral Gables Gazette	2625 Ponce de Leon, Coral Gables, FL 33134	(305) 460-9010	(305) 460-9020	Adrian Sainz, Sports Editor
Ft. Lauderdale Sun-Sentinel	200 E. Las Olas Blvd., Ft. Lauderdale, FL 33301	(954) 356-4635	(954) 356-4676	Fred Turner, Sports Editor, Chris Perkins, Beat Writer; Dave Hyde (Columnist)
Miami Herald	One Herald Plaza, Miami, FL 33132	(305) 376-2387	(305) 376-2295	Richard Bush, Sports Editor, Jeff Shain, Michelle Kaufman (Beat Writers) Edwin Pope, Dan Le Batard, Greg Cote (Columnists)
Miami Times	900 N.W. 54th Street, Miami, FL 33127	(305) 757-1147	(305) 757-5770	Gene Thomas, Sports Editor
Palm Beach Post	2751 S. Dixie Hwy. West Palm Beach, FL 33402	(561) 820-4440	(561) 820-4481	Tim Burke, Sports Editor, Jorge Millan, Beat Writer, Dave George, Columnist
South Dade News Leader	15 N.E. 1st Road, Homestead, FL 33030	(305) 245-2311	(305) 248-0596	Jose Lopez, Sports Editor
Westside Gazette	701 NW 18th Avenue, Bldg D, Ft. Lauderdale, FL 33311	(954) 523-5115	(954) 522-2553	Novice Johnson, Sports Editor

State Print

OUTLET	ADDRESS	PHONE	FAX	CONTACTS
Bradenton Herald	102 Manatee Avenue, West Bradenton, FL 34205	(941) 748-0411	(941) 745-7097	Bob McClamas, Assistant Sports Editor
Daytona Beach News-Journal	901 Sixth Street, Daytona Beach, FL 32117-8099	(904) 252-1511	(904) 253-8433	David Markowitz, Sports Editor
Florida Times Union	1 Riverside Avenue, Jacksonville, FL 32231	(904) 359-4246	(904) 359-4478	Jim Nasella Sports Editor
Florida Today	Gannett Plaza, US I, Melbourne, FL 32940	(800) 521-0617	(407) 242-0760	Eric Girard, Sports Editor, Juan Rodriguez, Beat Writer
Ft. Myers News-Press	2442 Dr. Martin Luther King Jr. Blvd., Ft. Myers, FL 33901-3987	(941) 335-0200	(941) 334-0708	Rick Weber, Sports Editor, Ron Kaspriske, Beat Writer
Orlando Sentinel	633 N. Orange Avenue, Orlando, FL 32801	(407) 420-5668	(407) 420-5069	George Diaz, Beat Writer
Sarasota Herald-Tribune	801 South Tamiami Trail, Sarasota, FL 34236	(941) 957-5172	(941) 957-5276	Scott Peterson, Executive Sports Editor; Tom Balog, Beat Writer; Doug Fernandes (Columnist)
St. Petersburg Times	490 First Avenue S., St. Petersburg, FL 33701	(727) 893-8123	(727) 893-8782	Jack Sheppard, Sports Editor
Stuart News	1939 S. Federal Hwy., Stuart, FL 34994	(813) 287-1550	(813) 221-4246	Kevin Conway, Sports Editor
Tampa Tribune	202 S. Parker St., Tampa, FL 33601	(813) 259-7655	(813) 259-8148	Paul C. Smith, Sports Editor, Mike Pennetti, College Editor

Area Television

OUTLET	ADDRESS	PHONE	FAX	CONTACTS
Miami				
WAMI TV - SportsTown (Ch. 69)	605 Lincoln Road, 3rd FL, Miami Beach, FL 33139	(305) 531-8334	(305) 531-7593	Jeff Tavss, Sports Director, Brad Steinke, Mark Jones
WFOR Channel 4 (CBS)	8900 N.W. 18 Terr., Miami FL 33172	(305) 639-4516	(305) 639-4688	Jeremy Fisher, Associate Producer, Tim Ring, Natalie Angel, Dave Benz
WPLG Channel 10 (ABC)	3900 Biscayne Blvd., Miami, FL 33137	(305) 325-2485	(305) 325-2480	Jim Berry, Sports Director; Joe Zagacki
WSVN Channel 7 (FOX)	1401 79 St. Causeway, Miami, FL 33141	(305) 795-2719	(305) 795-2746	Jimmy Cefalo, Sports Director, Frank Forte, Steve Zager, Executive Producer
WTVJ Channel 6 (NBC)	316 N. Miami Avenue, Miami, FL 33128	(305) 377-3171	(305) 789-4202	Jim Goodman, Executive Sports Producer, Ducis Rodgers, Sports Dir., Mike Dispaqualli, Wayne Rundell
Palm Beach				
WPTV Channel 5 (NBC)	622 N. Flagler Drive, West Palm Beach, FL 33401	(561) 655-5455	(561) 653-5719	Mike Jenkins, Executive Producer, Bernie Rosen, Assignment Editor
WPBF Channel 25 (ABC)	3970 RCA Blvd., #7007, Palm Beach Gardens, FL 33410	(561) 694-2525	(561) 624-1089	Anthony Pittman, Sports Director, Louis Zabala
WPEC Channel 12 (CBS)	Fairfield Drive, West Palm Beach, FL 33407	(561) 881-0737	(561) 881-0731	Vince Kelly, Ed David
Fort Myers				
WINK Channel 11 (CBS)	2824 Palm Beach Blvd., Ft. Myers, FL 33916	(941) 334-1131	(941) 334-0744	David Chancellor, Mike Caruso, Pat Murphy, John Mac Donell
WBBH Channel 2 (NBC)	3719 Central Avenue, Ft. Myers, FL 33901	(941) 939-2020	(941) 939-3244	Corey Kessler, Sports Director
WBBH Channel 7 (ABC)	3719 Central Avenue, Ft. Myers, FL 33901	(941) 939-2020	(941) 939-3244	Jay Severson, Sports Director
WFTX Channel 4 (Fox)	621 S.W. Pine Island Rd., Cape Coral, FL	(800) 846-6397	(941) 574-4803	Shelby Goldman, Sports Director
State				
SportsChannel Florida	1550 Sawgrass Corporate Pkwy., Ste. 350, Sunrise, FL 33323	(954) 845-9994	(954) 845-0620	Corey Saban
Sunshine Network	390 N. Orange Ave., Ste. 1075, Orlando, FL 32801	(407) 648-1150	(407) 245-2571	Brad Heard, Brett Opdyke
				Jeff DeMoss, Jim Liberatore

Local Radio

OUTLET	ADDRESS	PHONE	FAX	CONTACTS
WAFN (1700 AM)	8525 NW 53 Terrace, Suite 109, Miami, FL 33166	(305) 463-8900	(305) 594-5777	John DeCandido, Tomas Regalado
WAXY (790 AM)	194 N.W. 187th Street, Miami, FL 33169	(305) 651-5000	(305) 655-2070	Kevin Seppie, Steve Brooks
WIOD (610 AM)	194 N.W. 187th Street, Miami, FL 33169	(305) 654-9090	(305) 655-2070	Phil Latzman, Dave LaMont, Alex McDonald
WLVI (640 AM)	1601 Belvedere Road, #204E, WPB, FL 33406	(561) 688-9585	(561) 688-9601	William Gibson, George Fishburne
WMBM (1490 AM)	814 First St., Miami Beach, FL 33139	(305) 672-1100	(305) 673-1194	Hank Goldberg, Joe Rose, Jeff DeForrest, Steve Goldstein, Ed Kaplan, John Sciambi
WQAM (560 AM) (Flagship)	20295 N.W. 2nd Avenue, Miami, FL 33169	(305) 653-6796	(305) 650-0181	Al Lombardo
WSBR (740 AM)	6699 N. Federal Hwy., Boca Raton, FL 33487	(561) 997-0074	(561) 997-0476	Jason Monti
WSRF (1580 AM)	3000 S.W. 60th Avenue, Ft. Lauderdale, FL 33314	(954) 587-1035	(954) 587-6802	

Media Coverage

Wire Service

OUTLET	ADDRESS	PHONE	FAX	CONTACTS
Associated Press	9100 N.W. 36 St., Miami 33178	(305) 594-5825	(305) 594-9265	Steve Wine, Mark Long

Spanish Media

OUTLET	ADDRESS	PHONE	FAX	CONTACTS
Diario Las Americas	2900 N.W. 39th Street, Miami, FL 33142	(305) 633-3341	(305) 635-7668	Marino Martinez
El Nuevo Herald	One Herald Plaza, Miami, FL 33132	(305) 376-3549	(305) 376-2207	Javier Mota, Sports Editor, Aurelio Moreno
La Nacion	5121 S.W. 128th Court, Miami, FL 33175	(305) 221-6955	(305) 262-5089	S. Fernandez
WAOI (710 AM)	2828 Coral Way, Miami, FL 33145	(305) 445-4040	(305) 445-3601	Sarvelio de Valle
WCMQ (1120 AM)	1001 Ponce de Leon Blvd., Miami, FL 33134	(305) 461-5511	(305) 443-3601	Thu Diaz
WLTU Channel 23 (Univision)	9405 N.W. 41st St., Miami, FL 33178	(305) 471-4632	(305) 471-4236	Jose Corzo, Danny Vinas
WQBA (1140 AM)	2828 Coral Way, Miami, FL 33145	(305) 447-1140	(305) 442-6397	Roly Martin
WSCV Channel 51 (Telemundo)	2340 West 8th Ave., Hialeah, FL 33010	(305) 884-0101	(305) 889-7651	Maria Lewis
WSUA (1260 AM)	2100 Coral Way, Miami, FL 33145	(305) 285-1260	(305) 858-5907	
WFBA (990 AM)	11300 N.W. 87th Court, Ste. 151, Hialeah, FL 33018-4520	(305) 823-0990	(305) 823-WFBA	Jose Ortega, Jr.

National Media

OUTLET	ADDRESS	PHONE	FAX	CONTACTS
Basketball News	2525 Waukegan Road, Suite 270 Bannockburn, IL 60015	(847) 940-1100	(847) 940-1108	Dan Arkush, editor
BIG EAST Briefs	P.O. Box 768, Stony Brook, NY 11790	(516) 751-2446	(516) 689-1099	Greg Shemitz, Editor
Eastern Basketball	P.O. Box 370, Rochester, MI 48308	(810) 879-1676	(810) 879-1977	Larry Donald, Editor
ESPN	ESPN Plaza, Bristol, CT 06010	(860) 585-2000	(860) 585-2422	
ESPN Regional	7621 Little Ave., #516, Charlotte, NC 28266	(704) 541-6600	(704) 541-6666	Jeff Montoni, Mike Moore
ESPN - The Magazine	19 East 34th, New York, NY 10016	(212) 515-1008	(212) 515-1290	Chris Raymond
Sport Magazine	Petersen Publishing, 110 5th Ave., New York, NY 10011	(212) 935-9150	(212) 229-4838	Craig Ellenport
The Sporting News	10176 Corporate Square Dr., Suite 200 St. Louis, MO 63132	(314) 993-7711	(314) 997-0765	Mike Huguenin
Sports Illustrated	Time & Life Bldg., Rockefeller Center, New York, NY 10020	(212) 522-1212	(212) 522-4543	Bobby Clay
USA Today	1000 Wilson Blvd., Arlington, VA 22229	(703) 276-3761	(703) 276-5505	Joe Arace, Jack Carey, Steve Wieberg

UM Related/Student Media

OUTLET	ADDRESS	PHONE	FAX	CONTACTS
CaneSport	9050 Pines Blvd., Ste. 335, Pembroke Pines 33024	(954) 432-3211	(954) 432-5504	Jim Martz, Gary Ferman, Andrew Brown
North Star Vision, Inc./Fairway Productions Group, Inc.	7108 Fairway Dr., Ste. 100, Palm Beach Gardens, FL 33418	(561) 625-1610	(561) 625-1611	Mark Griffin, Producer
The Hurricane	University Center, P.O. Box 248132, Coral Gables, 33124	(305) 284-4401	(305) 284-4404	Jonathon Santucci, Christy Cabrera
The Ibis Yearbook	University Center, P.O. Box 248121, Coral Gables, 33124	(305) 284-6385	(305) 284-4404	William Lai, Platon Alexandrikas
UMTV	Cable Studio Building, P.O. Box 248127, Coral Gables, 33124	(305) 284-8688	(305) 284-5666	Susan Roumells
WVUM (90.5 FM)	1306 Stanford Dr. (UC-110), P.O. Box 248191, Coral Gables, 33124	(305) 284-3131	(305) 284-3132	Dan Laing, Alex Loeb, Ricky Thomas

In Memory of Sonny Hirsch

The Hurricane family suffered a tragic loss on Thursday, March 25, 1999, when longtime voice of the 'Canes Sonny Hirsch passed away suddenly from coronary artery disease. Hirsch served as the radio play-by-play voice of University of Miami football for 28 season, also calling Hurricane basketball and baseball during that span.


Hirsch handled Hurricane football and basketball radio duties from 1958 through 1971 for WKAT, Miami. After a 12-year absence, he returned to Hurricane broadcasts, to also include baseball, working for WIOD (originally WCKR) and WINZ from 1983 through 1997.

During his career as the "Voice of the Hurricanes," Hirsch was part of five

national championship teams - four in football (1983, 87, 89, 91) and one in baseball (1985).

A graduate of Miami Beach High School, the career of the 65-year old included a 10-year stint as general manager of the Miami Marlins minor league baseball team, and a period in television for Channel 7, WCKT.

Hirsch received a special honor from the University of Miami Sports Hall of Fame in 1998 in recognition of his service to the University. He was also presented with the President's Award by the Miami Touchdown Club for distinguished service and inducted into the City of Miami Hall of Champions.



Direction to Sites

To The University



Practice and exhibition games take place at the Knight Sports Complex on UM's campus (located adjacent to the Hecht Athletic Center).

From North & the City

Take **I-95** south until it becomes **US 1**. Continue south on US 1 to SW 57 Ave. (a.k.a. **Red Rd.**). Turn right onto SW 57 Ave. Make another immediate right turn onto **Ponce de Leon Blvd.** Turn left at the first stop light onto **San Amaro Drive**. The Hecht Athletic Center and Knight Sports Complex practice facility are one-quarter of a mile ahead on the right.


From West & Route 826 East (a.k.a. Palmetto Expressway)

Take **Rt. 826** and exit at **Miller Rd.** (a.k.a. **S.W. 56 St.**). Turn east (left if travelling from the north and right if travelling from the south) and continue until the road dead ends at the University and **San Amaro Drive**. Turn right onto San Amaro Dr. Make a U-turn across the median strip at **Corniche** and the Hecht Athletic Center and Knight Sports Complex practice facility will be in front of you.

From Miami Airport

Take **Exit** marked **Coral Gables** and **LeJeune Rd.** Go south on LeJeune Rd. until it intersects Ponce de Leon Blvd. and turn right. Proceed 1.7 miles and turn right onto **San Amaro Dr.** (a.k.a. **Hurricane Drive**). The Hecht Athletic Center and Knight Sports Complex practice facility are one-quarter of a mile up on the right-hand side.

To The Miami Arena



All Miami regular-season home games are played downtown at the Miami Arena (above), which is also home to the NBA's Miami Heat.

From Miami Airport

Take **836** east to **395** toward Miami Beach. Take the exit which reads **Biscayne Blvd., NE 2nd Avenue**. Turn right at the bottom of the exit onto **NE 2nd Avenue**. At the third stop light, turn right onto **NE 6th Street**. The Miami Arena will be on your right. Go just past the Arena and turn right into Lot 1.

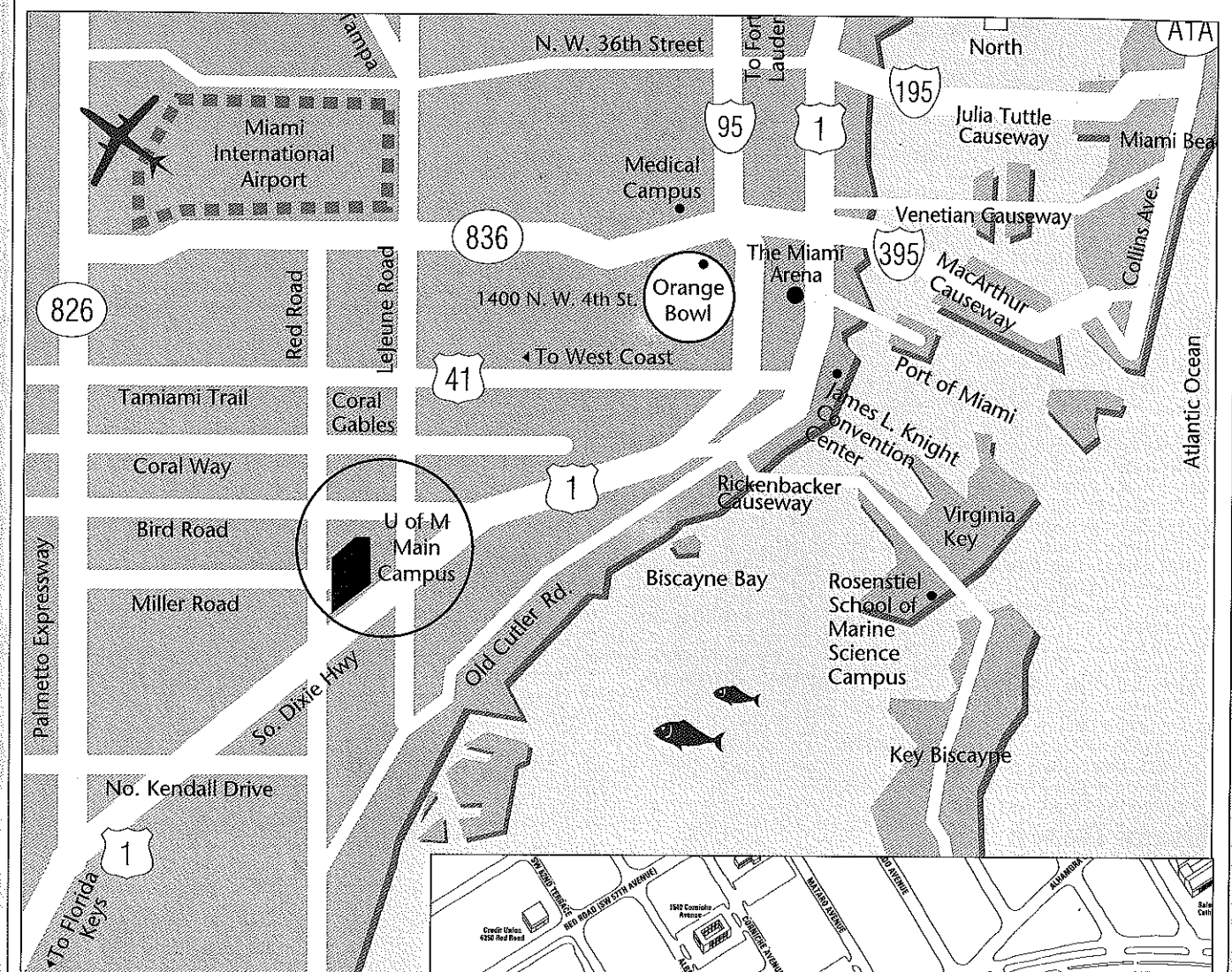
From North

Take **I-95** south. Take **Exit 5A** (N.W. 8th St., Orange Bowl). At the bottom of the exit, turn left on **N.W. 8th Street**. Turn right on **N.W. 2nd Avenue**. Turn left on **N.W. 5th Street**. Turn left on N.W. 1st Avenue. Turn left on **6th Street** then immediately turn right into Lot 1.

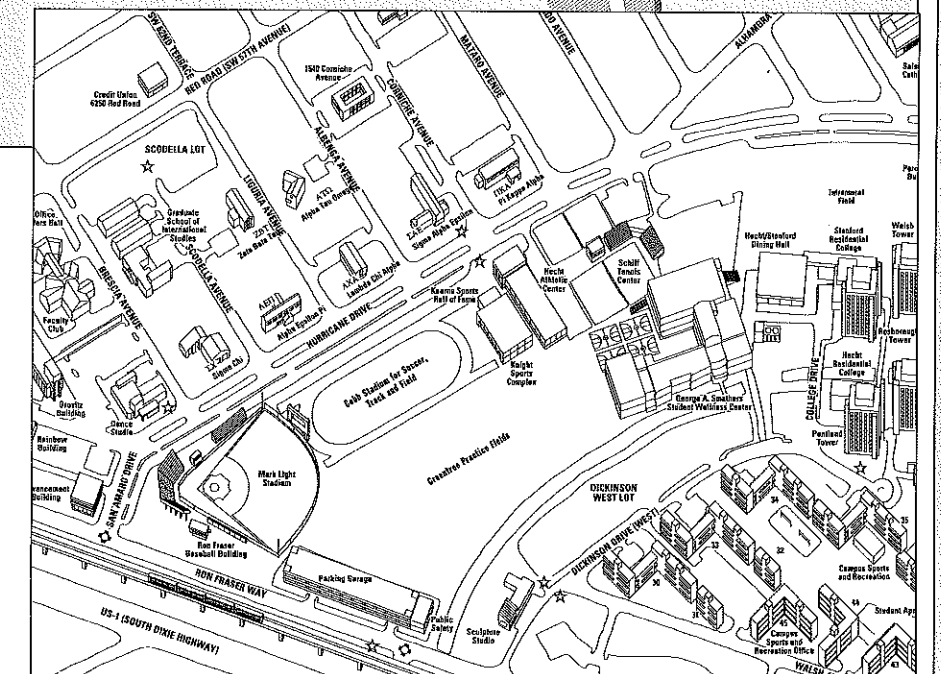
From South & Miami's Campus

Take **US 1** (a.k.a. **South Dixie Highway**) north. US 1 will become I-95 north. Exit I-95 on **Exit 4** (N.W. 2nd Street). At the bottom of the exit go straight. At the fourth stop light, turn right onto **5th Street**. Turn left on **N.W. 1st Avenue**. Turn left on **6th Street** and turn right into Lot 1.

Maps to Miami Arena and the University of Miami



To the Miami Arena



To the University

Hotels, Transportation

Downtown/Brickell

Miami's dramatic skyscrapers, ultramodern hotels and international financial district reflect the developing dynamics of Miami's core. Visitors should stop by the popular Bayside Marketplace, an entertainment complex located on the bay.

- Biscayne Bay Marriott (305) 374-3900
1633 North Bayshore Drive, Miami
- Hyatt Regency Downtown (305) 358-1234
400 S.E. 2 Ave., Miami
- Wyndam Garden (305) 374-0000
1601 Biscayne Boulevard, Miami
- Sheraton Biscayne Bay (305) 373-6000
495 Brickell Avenue, Miami

Coral Gables and Coconut Grove

Near UM's campus, Coral Gables features some of the region's finest boutiques and gourmet restaurants. Coconut Grove has elegant restaurants that blend with casual outdoor cafes. Located in the heart of this vibrant neighborhood is CocoWalk, the new open-air retail and entertainment center.

- The Biltmore (305) 445-1926
1200 Anastasia Avenue, Coral Gables
- The Omni Colonnade (305) 441-2600
180 Aragon Avenue, Coral Gables
- Dadeland Marriott (305) 670-1035
9090 S. Dadeland Boulevard, Miami
- Doubletree (305) 858-2500
2649 S. Bayshore Drive, Coconut Grove
- Grand Bay (305) 858-9600
2669 S. Bayshore Drive, Coconut Grove
- Grove Isle Yacht & Tennis Club (305) 858-8300
4 Grove Isle Drive, Coconut Grove
- Holiday Inn-University (305) 667-5611
1350 S. Dixie Highway, Coral Gables
- Hyatt Regency Coral Gables (305) 441-1234
50 Alhambra Plaza, Coral Gables

Miami Beach

South Miami Beach is a neighborhood on the move. Renovated hotels along Ocean Drive and in the Art Deco Historic District have captured national praise. Throughout the area, open-air cafes feature dishes from every culture.

- Fontainebleau Hilton (305) 538-2000
4441 Collins Avenue, Miami Beach
- Sheraton Bal Harbour (305) 865-7511
9701 Collins Avenue, Miami Beach
- Eden Roc Resort & Spa (305) 672-6224
4525 Collins Avenue, Miami Beach

Key Biscayne

Once a coconut plantation, Key Biscayne's island allure lies in its beaches and recreational diversions.

- Sonesta Beach Resort (305) 361-2021
350 Ocean Drive, Key Biscayne

Hotels-Airport

- Airport Hilton (305) 262-1000
5101 Blue Lagoon Drive, Miami
- Airport Marriott (305) 649-5000
1201 N.W. LeJeune Road, Miami
- Crown Sterling Suites (305) 634-5000
3974 N.W. South River Drive, Miami Springs
- Radisson Mart Plaza (305) 261-3800
711 N. W. 72 Avenue, Miami
- Sheraton River House (305) 871-3800
3900 N.W. 21 Street, Miami

Others

- Doral Hotel & Country Club (305) 592-2000
4400 N.W. 87 Avenue, Miami
- Don Shula's Hotel (305) 821-1150
15255 Bull Run Road, Miami Lakes
- Don Shula's Golf Club (305) 821-1150
7601 Miami Lakes Drive, Miami Lakes

Airlines

- American 1-800-433-7300
- Continental (305) 871-1400
- Delta (305) 448-7000
- United 1-800-241-6522
- US Airways 1-800-428-4322
- TWA (305) 371-7471

Car Rentals

- Alamo 1-800-327-9633
- Avis 1-800-831-2847
- Budget 1-800-527-0700
- Dollar 1-800-800-4000
- Hertz 1-800-654-3131
- InterAmerican (305) 871-3030
- National 1-800-227-7368
- Thrifty 1-800-367-2277

Cab Service

- Super Shuttle (305) 871-2000
- Diamond Cab (305) 545-5555
- Metro Taxi (305) 888-8888
- Sunshine Cab Company (305) 445-3333
- Yellow Cab (305) 444-4444
- Hurricanes' Corporate Sponsor/
Hurricane Club Member

South Florida Golf Mecca

In addition to sunshine and beaches, South Florida's year-round climate makes the area one of the nation's premier golf areas. Put yourself to the test with a challenging round or two at any of the plethora of area courses.

- Biltmore Golf Course (305) 460-5366
1210 Anastasia Avenue, Coral Gables
- Bonaventure Country Club (945) 389-2100
200 Bonaventure Boulevard, Ft. Lauderdale
- Country Club of Miami (305) 826-4701
6801 NW 186th Street, Miami
- Crandon Park at Key Biscayne (305) 361-9129
6700 Crandon Boulevard, Key Biscayne
- Don Shula's Golf Club (305) 821-1150
NW 154th Street, Miami Lakes
- Doral Country Club (305) 532-3600
4400 NW 87th Avenue, Miami
- Keys Gate Golf Club (305) 230-0362
2300 SE Palm Drive, Homestead
- Melreese Country Club (305) 635-6770
1802 NW 37th Avenue, Miami
- TPC at Heron Bay (954) 796-2000
11801 Heron Bay Boulevard, Coral Springs
- University Country Club (305) 386-5533
9400 SW 130th Avenue, Miami




Downtown skyscrapers and glistening Biscayne Bay form a backdrop for Bayside Marketplace, Miami's shopping, dining and entertainment showpiece.

Media

174

Media

Ticket Information

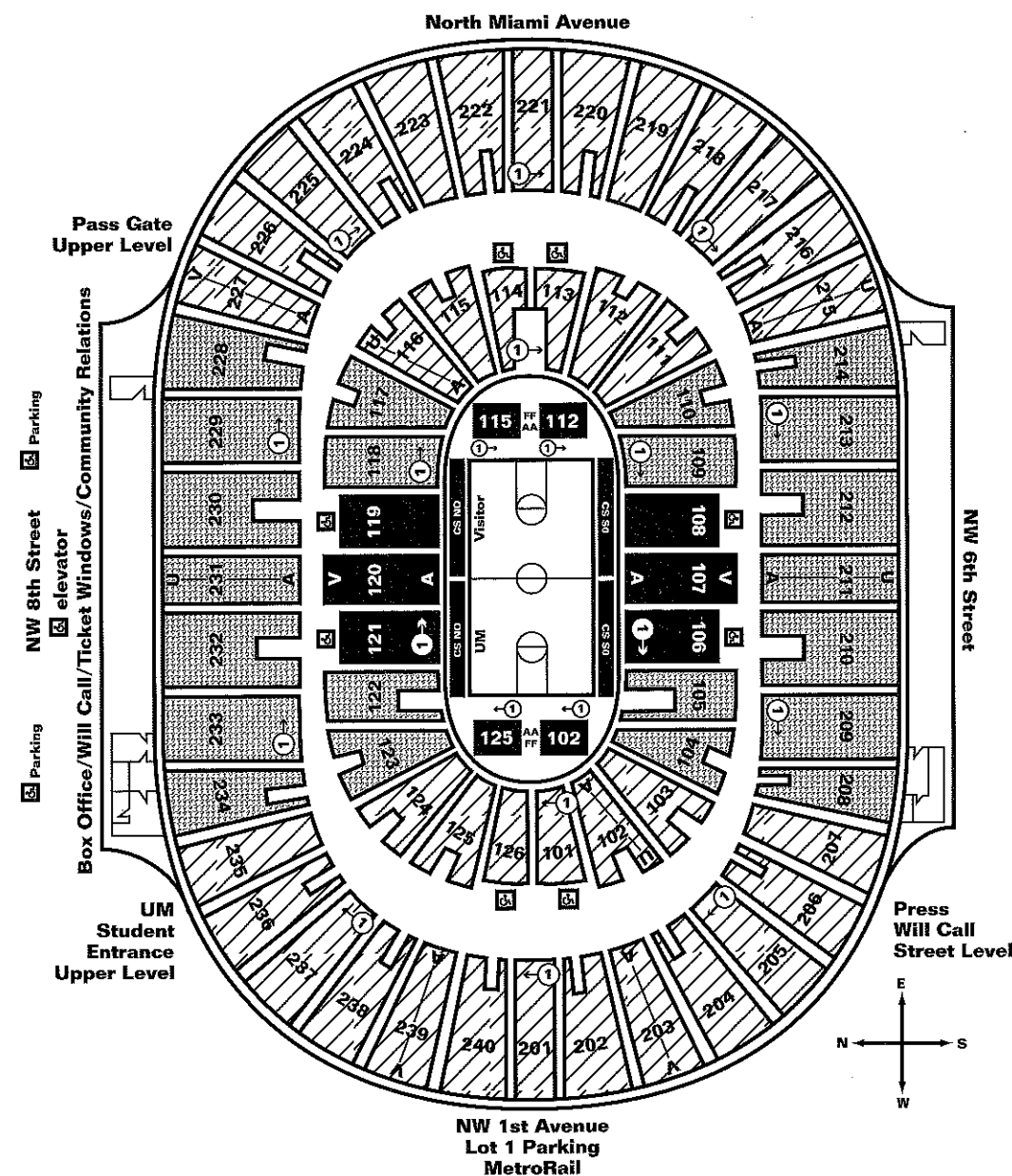


University of Miami Seating Plan at The Miami Arena

Sold Out
Hurricane Club
Members Location

Season, Single & Group Ticket Locations

Sidecourt Reserved
Endcourt Reserved



**For Hurricane ticket information,
call (305) 284-CANES, (800) GO-CANES or FAX (305) 284-5031**
Ticket office hours are 9 a.m. - 5 p.m. Monday-Friday and 9 a.m. - noon Saturday.

Season Ticket Packages

Sidecourt	\$232
Endcourt	\$150
UM Alumni Endcourt (limit 2)	\$115
Sidecourt (UM Employee)	\$116
Endcourt (UM Employee)	\$75

Mini Plan

(U pick 5 BIG EAST games) \$75 (5 for \$75)

Single-Game Tickets

Sidecourt	\$13/18*
Endcourt	\$10/15*
Youth (17 and under)	\$7
* BIG EAST Opponents	

Kentucky/Connecticut Doubleheader . . . \$20

All tickets for the Kentucky game on Jan. 29 include admission to the Miami women's contest vs. Connecticut 30 minutes following the men's game.

Media

175

Media

The University of Miami Mission Statement

The University of Miami exists that human knowledge be treasured, preserved, expanded and disseminated and that the human mind, body and spirit be nurtured and strengthened through learning.

...

Miami Athletic Department Mission Statement

The Department of Intercollegiate Athletics of the University of Miami exists that, through its programs, student-athletes have the opportunity to achieve their full potential academically and athletically, and that the University and its constituents benefit from their being represented by students engaged in intercollegiate competition.


...

The University of Miami Department of Intercollegiate Athletics is committed to:


- Meeting the obligations of the mission of the University of Miami;
- Providing opportunities for student-athletes to seek and achieve their potential through growth and development academically and athletically;
- Supporting through its resources the academic objectives of its student-athletes, and to ensure their progress toward the goal of the academic degree which each seeks;
- Providing and supporting athletic programs at the highest level;
 - Recruiting student-athletic of academic quality, good character and high athletic ability;
 - Developing the values of leadership teamwork, discipline, sportsmanship and integrity among its student-athletes and staff.
- Providing equitable opportunities regardless of gender, race or creed.




00 Leroy Hurd
G/F 6-7 205 Fr.
Moss Point, MS




3 Michael Simmons
G 6-0 185 So.
Los Angeles, CA




11 Jerry Schlie
F 6-6 200 Jr.
Holbrook, NY




13 João Paulo Coelho
G 6-2 185 So.
Figueira de Foz,
Portugal




25 Elton Tyler
F 6-9 215 Jr.
Dorchester, MA




30 Vernon Jennings
G 6-4 203 Sr.
College Park, GA




31 Johnny Hemsley
G/F 6-5 195 Sr.
Baltimore, MD




33 James Jones
F 6-8 211 Fr.
Hialeah, FL



34 Dwayne Wimbley
F 6-9 245 Jr.
Fort Lauderdale, FL



45 John Salmons
F 6-7 200 So.
Plymouth Meeting, PA



51 Mario Bland
F 6-6 265 Sr.
Jackson, MS

HOOPS FOR THE
NEW
MILLENNIUM

TV/SPOT CHART